

Q64 - Vital Signs At a Glance Contract Report for 100268/0000 - June 2017


Name or company name	Xeon Smiles UK Ltd
Contract type name	GDS Contract
Purpose of contract	General
Contract start date	01/04/2017
Contract end date	

17/18 Contracted general activity (UDA)	2,000
Carry forward general activity (UDA)	0
17/18 Contracted orthodontic activity (UOA)	0
Carry forward orthodontic activity (UOA)	0
Baseline contract value	£43,048.45

ACCESS*

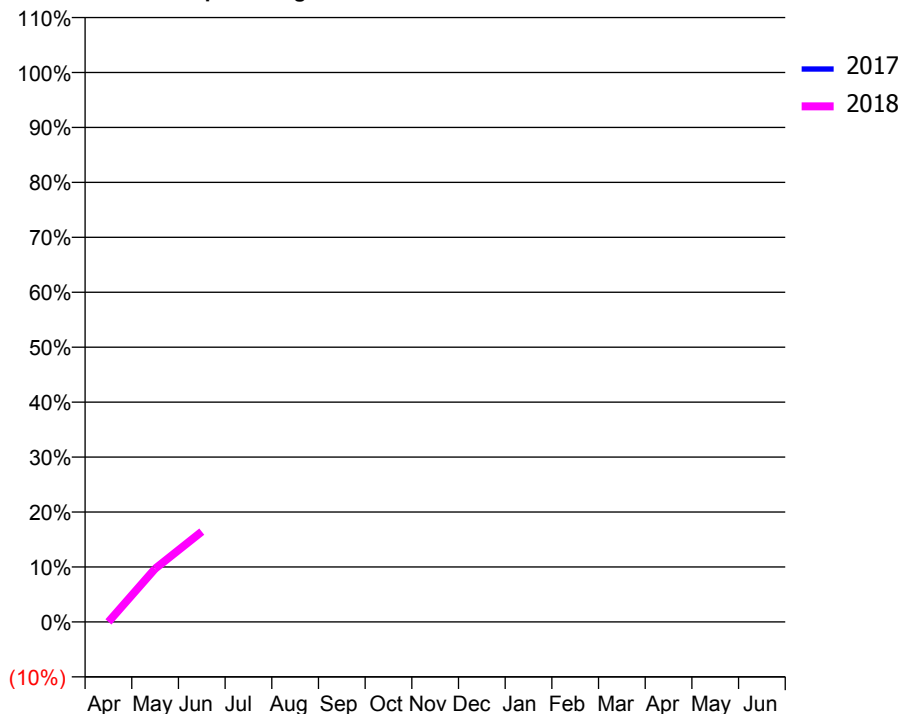
Patients seen in 24 months	Total	Change since previous quarter
Quarter ending June 2016	0	
Quarter ending September 2016	0	
Quarter ending December 2016	0	
Quarter ending March 2017	0	
Quarter ending June 2017	269	↑
Variance since June 2016	N/A	

Access trend analysis



ACTIVITY

Cumulative percentage of contracted UDA delivered 2017 & 2018



Month	Adjusted Scheduled Activity (UDA)	
	2017	2018
April	0	0
May	0	194
June	0	329
July	0	
August	0	
September	0	
October	0	
November	0	
December	0	
January	0	
February	0	
March	0	
April	0	
May	0	
June	0	

QUALITY

	Quantity	Base Number	Contract	AT	Region	England
% of FP17s for the same patient ID Re-attending within 3 months - Children	0	124	0.0%	9.4%	11.6%	12.0%
% of FP17s for the same patient ID Re-attending within 3 months - Adults	2	112	1.8%	13.7%	15.9%	16.0%
% of FP17s for the same patient ID Re-attending between 3 & 9 months - Children	0	124	0.0%	61.9%	60.4%	58.0%
% of FP17s for the same patient ID Re-attending between 3 & 9 months - Adults	0	112	0.0%	52.9%	52.3%	50.9%
% of FP17s for Band 1 Urgent Courses	15	236	6.4%	8.1%	9.5%	9.1%
% of FP17s Relating to Free Repair or Replacements	0	236	0.0%	0.8%	0.7%	0.8%
% of FP17s Relating to Continuations	0	236	0.0%	1.0%	1.0%	1.1%
% of Patients satisfied with the dentistry they have received	0	0	N/A	92.0%	91.9%	91.7%
% of Patients satisfied with the time they had to wait for an appointment	0	0	N/A	88.2%	88.0%	88.0%

* This is based on patients treated on this contract for their most recent course of treatment. Figures in italics indicate the base number of FP17s or Patient Questionnaire responses are less than 100. N/A is shown where the base number of responses is less than 10 during the period. % is calculated as Quantity/Base number*100

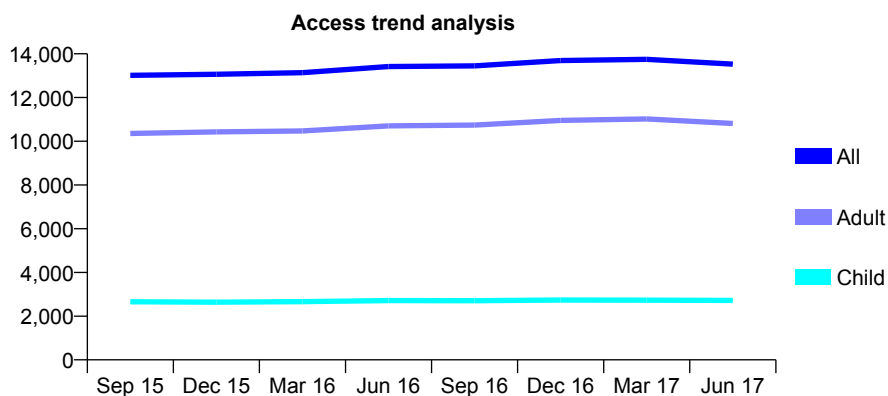
Q64 - Vital Signs At a Glance Contract Report for 101192/0008 - June 2017

Name or company name	Community Dental Centres Ltd
Contract type name	GDS Contract
Purpose of contract	General
Contract start date	01/04/2006
Contract end date	

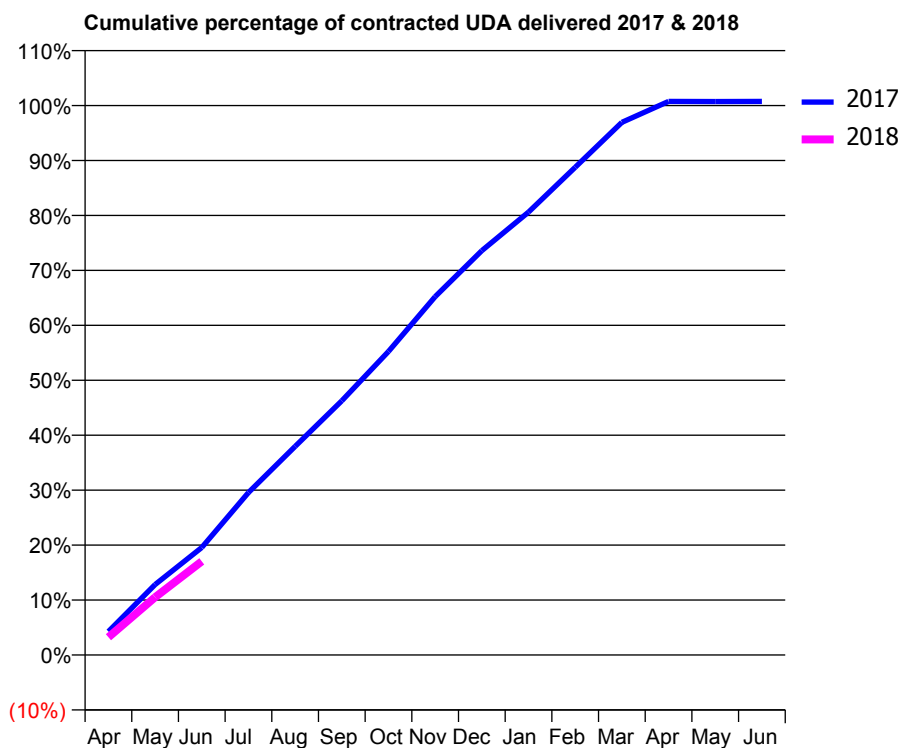
17/18 Contracted general activity (UDA)	35,500
Carry forward general activity (UDA)	0
17/18 Contracted orthodontic activity (UOA)	0
Carry forward orthodontic activity (UOA)	0
Baseline contract value	£840,089.75

ACCESS*

Patients seen in 24 months	Total	Change since previous quarter
Quarter ending June 2016	13,417	
Quarter ending September 2016	13,449	→
Quarter ending December 2016	13,690	→
Quarter ending March 2017	13,747	→
Quarter ending June 2017	13,529	↓
Variance since June 2016	0.8%	→



ACTIVITY



Adjusted Scheduled Activity (UDA)		
Month	2017	2018
April	1,522	1,148
May	4,550	3,731
June	6,944	6,051
July	10,494	
August	13,476	
September	16,426	
October	19,611	
November	23,155	
December	26,127	
January	28,610	
February	31,504	
March	34,416	
April	35,761	
May	35,759	
June	35,764	

QUALITY

	Quantity	Base Number	Contract	AT	Region	England
% of FP17s for the same patient ID Re-attending within 3 months - Children	44	848	5.2%	9.4%	11.6%	12.0%
% of FP17s for the same patient ID Re-attending within 3 months - Adults	326	2,641	12.3%	13.7%	15.9%	16.0%
% of FP17s for the same patient ID Re-attending between 3 & 9 months - Children	500	848	59.0%	61.9%	60.4%	58.0%
% of FP17s for the same patient ID Re-attending between 3 & 9 months - Adults	1,331	2,641	50.4%	52.9%	52.3%	50.9%
% of FP17s for Band 1 Urgent Courses	191	2,876	6.6%	8.1%	9.5%	9.1%
% of FP17s Relating to Free Repair or Replacements	14	2,876	0.5%	0.8%	0.7%	0.8%
% of FP17s Relating to Continuations	35	2,876	1.2%	1.0%	1.0%	1.1%
% of Patients satisfied with the dentistry they have received	32	36	88.9%	92.0%	91.9%	91.7%
% of Patients satisfied with the time they had to wait for an appointment	32	36	88.9%	88.2%	88.0%	88.0%

* This is based on patients treated on this contract for their most recent course of treatment.
Figures in italics indicate the base number of FP17s or Patient Questionnaire responses are less than 100. N/A is shown where the base number of responses is less than 10 during the period. % is calculated as Quantity/Base number*100

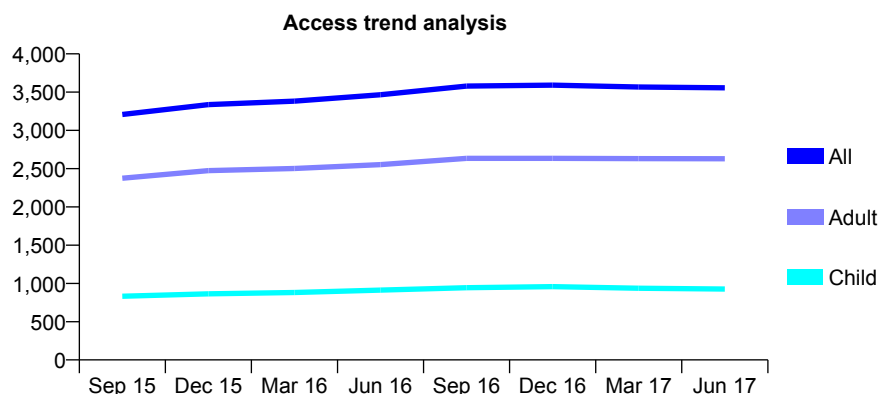
Q64 - Vital Signs At a Glance Contract Report for 101192/0010 - June 2017

Name or company name	Community Dental Centres Ltd
Contract type name	GDS Contract
Purpose of contract	General
Contract start date	01/11/2008
Contract end date	

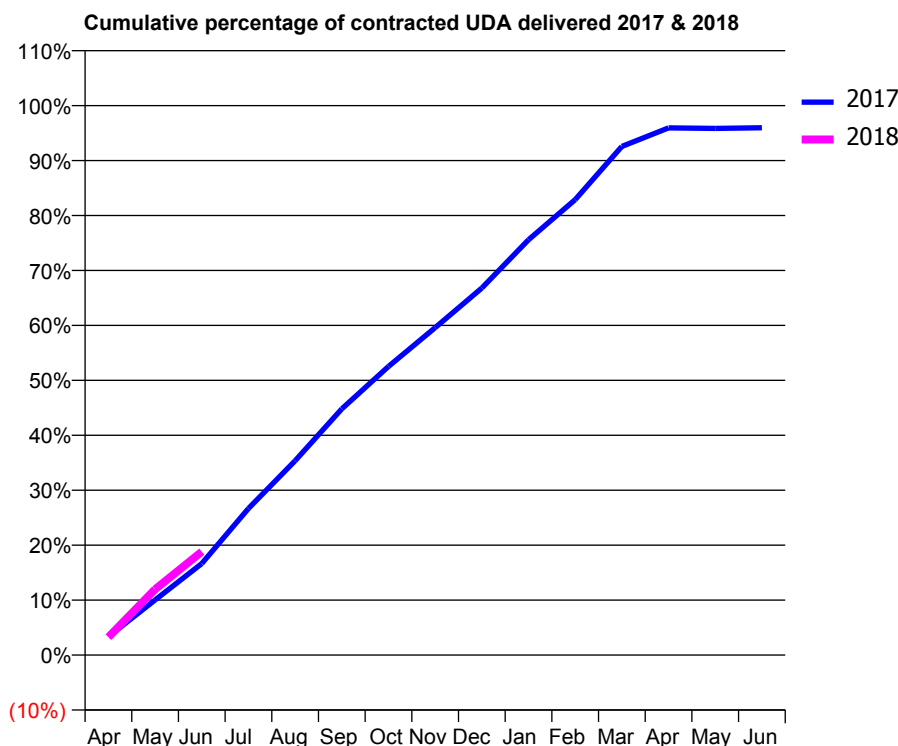
17/18 Contracted general activity (UDA)	12,044
Carry forward general activity (UDA)	0
17/18 Contracted orthodontic activity (UOA)	0
Carry forward orthodontic activity (UOA)	0
Baseline contract value	£283,059.32

ACCESS*

Patients seen in 24 months	Total	Change since previous quarter
Quarter ending June 2016	3,465	
Quarter ending September 2016	3,579	↑
Quarter ending December 2016	3,591	→
Quarter ending March 2017	3,567	→
Quarter ending June 2017	3,556	→
Variance since June 2016	2.6%	↑



ACTIVITY



Adjusted Scheduled Activity (UDA)		
Month	2017	2018
April	404	393
May	1,209	1,442
June	2,007	2,268
July	3,215	
August	4,260	
September	5,397	
October	6,328	
November	7,178	
December	8,044	
January	9,103	
February	9,983	
March	11,149	
April	11,554	
May	11,544	
June	11,557	

QUALITY

	Quantity	Base Number	Contract	AT	Region	England
% of FP17s for the same patient ID Re-attending within 3 months - Children	29	304	9.5%	9.4%	11.6%	12.0%
% of FP17s for the same patient ID Re-attending within 3 months - Adults	95	723	13.1%	13.7%	15.9%	16.0%
% of FP17s for the same patient ID Re-attending between 3 & 9 months - Children	182	304	59.9%	61.9%	60.4%	58.0%
% of FP17s for the same patient ID Re-attending between 3 & 9 months - Adults	349	723	48.3%	52.9%	52.3%	50.9%
% of FP17s for Band 1 Urgent Courses	78	871	9.0%	8.1%	9.5%	9.1%
% of FP17s Relating to Free Repair or Replacements	3	871	0.3%	0.8%	0.7%	0.8%
% of FP17s Relating to Continuations	17	871	2.0%	1.0%	1.0%	1.1%
% of Patients satisfied with the dentistry they have received	10	10	100.0%	92.0%	91.9%	91.7%
% of Patients satisfied with the time they had to wait for an appointment	7	10	70.0%	88.2%	88.0%	88.0%

* This is based on patients treated on this contract for their most recent course of treatment. Figures in italics indicate the base number of FP17s or Patient Questionnaire responses are less than 100. N/A is shown where the base number of responses is less than 10 during the period. % is calculated as Quantity/Base number*100

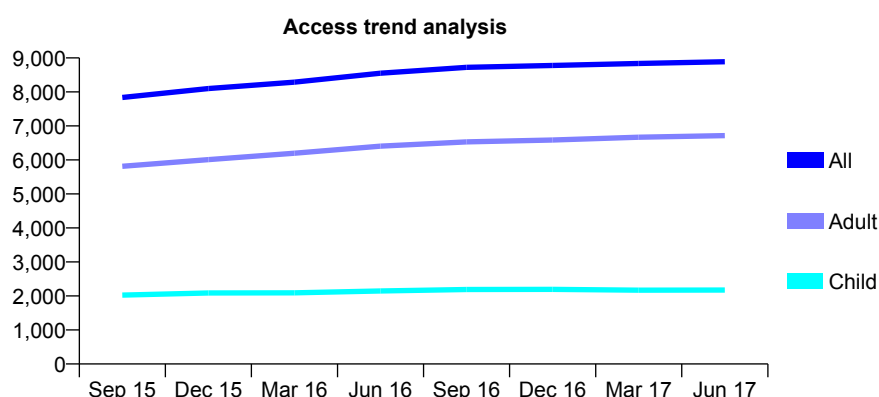
Q64 - Vital Signs At a Glance Contract Report for 101281/0022 - June 2017

Name or company name	OASIS DENTAL CARE LTD
Contract type name	PDS Contract
Purpose of contract	General
Contract start date	01/04/2006
Contract end date	17/05/2020

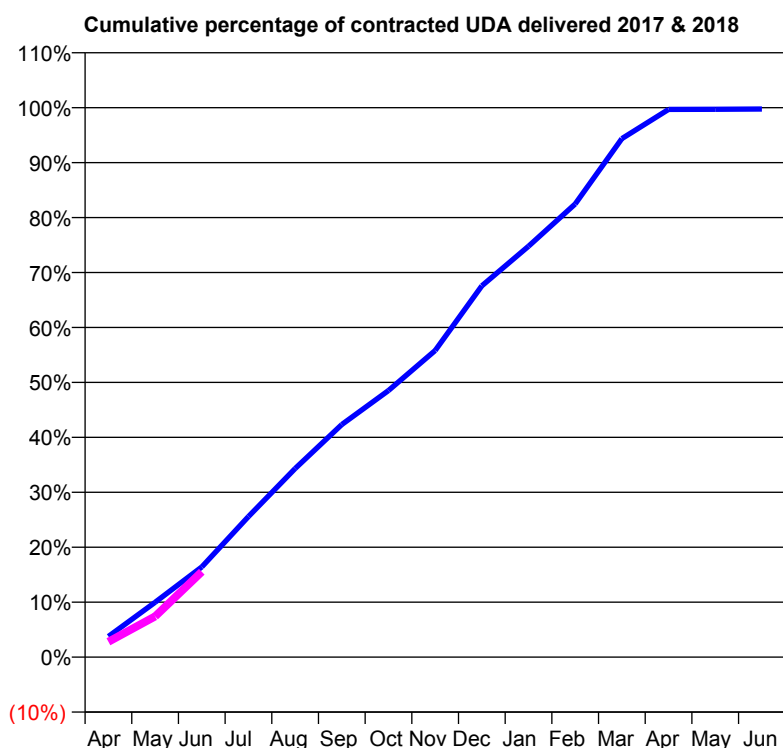
17/18 Contracted general activity (UDA)	26,000
Carry forward general activity (UDA)	0
17/18 Contracted orthodontic activity (UOA)	0
Carry forward orthodontic activity (UOA)	0
Baseline contract value	£600,749.66

ACCESS*

Patients seen in 24 months	Total	Change since previous quarter
Quarter ending June 2016	8,551	
Quarter ending September 2016	8,723	↑
Quarter ending December 2016	8,780	→
Quarter ending March 2017	8,839	→
Quarter ending June 2017	8,888	→
Variance since June 2016	3.9%	↑



ACTIVITY



Adjusted Scheduled Activity (UDA)		
Month	2017	2018
April	981	726
May	2,596	1,930
June	4,268	4,040
July	6,654	
August	8,922	
September	11,007	
October	12,616	
November	14,511	
December	17,568	
January	19,440	
February	21,445	
March	24,536	
April	25,917	
May	25,921	
June	25,933	

QUALITY

	Quantity	Base Number	Contract	AT	Region	England
% of FP17s for the same patient ID Re-attending within 3 months - Children	50	681	7.3%	9.4%	11.6%	12.0%
% of FP17s for the same patient ID Re-attending within 3 months - Adults	327	2,090	15.6%	13.7%	15.9%	16.0%
% of FP17s for the same patient ID Re-attending between 3 & 9 months - Children	381	681	55.9%	61.9%	60.4%	58.0%
% of FP17s for the same patient ID Re-attending between 3 & 9 months - Adults	1,053	2,090	50.4%	52.9%	52.3%	50.9%
% of FP17s for Band 1 Urgent Courses	272	2,218	12.3%	8.1%	9.5%	9.1%
% of FP17s Relating to Free Repair or Replacements	8	2,218	0.4%	0.8%	0.7%	0.8%
% of FP17s Relating to Continuations	17	2,218	0.8%	1.0%	1.0%	1.1%
% of Patients satisfied with the dentistry they have received	27	29	93.1%	92.0%	91.9%	91.7%
% of Patients satisfied with the time they had to wait for an appointment	26	29	89.7%	88.2%	88.0%	88.0%

* This is based on patients treated on this contract for their most recent course of treatment. Figures in italics indicate the base number of FP17s or Patient Questionnaire responses are less than 100. N/A is shown where the base number of responses is less than 10 during the period. % is calculated as Quantity/Base number*100

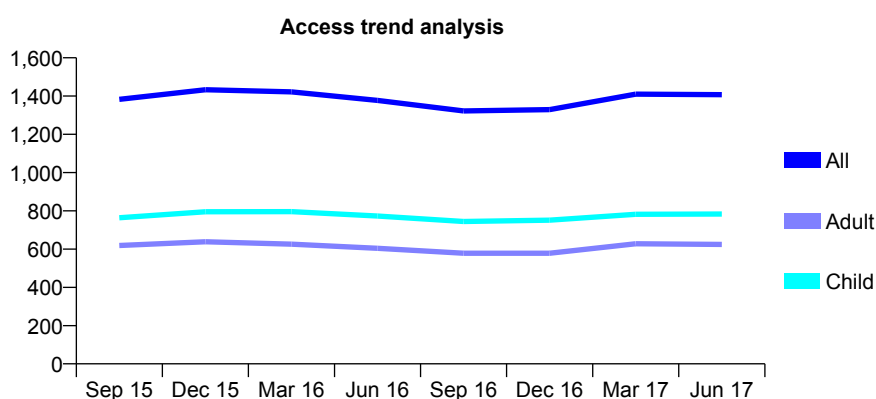
Q64 - Vital Signs At a Glance Contract Report for 101281/0110 - June 2017

Name or company name	OASIS DENTAL CARE LTD
Contract type name	PDS Contract
Purpose of contract	General
Contract start date	01/04/2006
Contract end date	30/09/2018

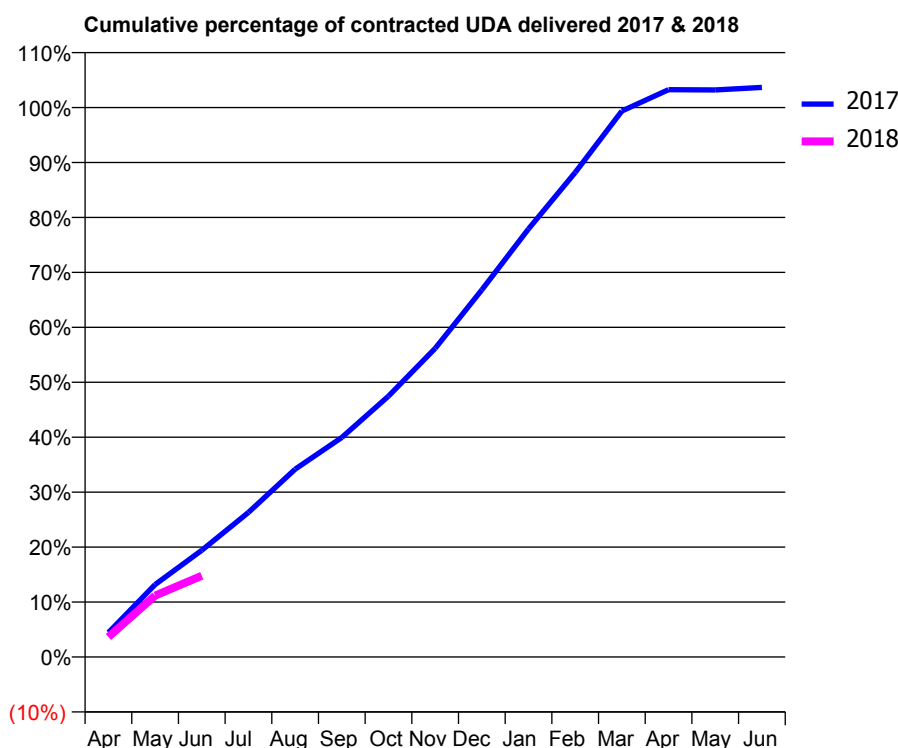
17/18 Contracted general activity (UDA)	3,915
Carry forward general activity (UDA)	0
17/18 Contracted orthodontic activity (UOA)	0
Carry forward orthodontic activity (UOA)	0
Baseline contract value	£90,510.41

ACCESS*

Patients seen in 24 months	Total	Change since previous quarter
Quarter ending June 2016	1,377	
Quarter ending September 2016	1,322	↓
Quarter ending December 2016	1,329	→
Quarter ending March 2017	1,410	↑
Quarter ending June 2017	1,407	→
Variance since June 2016	2.2%	↑



ACTIVITY



Adjusted Scheduled Activity (UDA)		
Month	2017	2018
April	175	143
May	516	438
June	761	579
July	1,031	
August	1,339	
September	1,564	
October	1,859	
November	2,199	
December	2,616	
January	3,050	
February	3,452	
March	3,890	
April	4,042	
May	4,040	
June	4,058	

QUALITY

	Quantity	Base Number	Contract	AT	Region	England
% of FP17s for the same patient ID Re-attending within 3 months - Children	24	237	10.1%	9.4%	11.6%	12.0%
% of FP17s for the same patient ID Re-attending within 3 months - Adults	27	149	18.1%	13.7%	15.9%	16.0%
% of FP17s for the same patient ID Re-attending between 3 & 9 months - Children	119	237	50.2%	61.9%	60.4%	58.0%
% of FP17s for the same patient ID Re-attending between 3 & 9 months - Adults	62	149	41.6%	52.9%	52.3%	50.9%
% of FP17s for Band 1 Urgent Courses	36	309	11.7%	8.1%	9.5%	9.1%
% of FP17s Relating to Free Repair or Replacements	1	309	0.3%	0.8%	0.7%	0.8%
% of FP17s Relating to Continuations	0	309	0.0%	1.0%	1.0%	1.1%
% of Patients satisfied with the dentistry they have received	0	0	N/A	92.0%	91.9%	91.7%
% of Patients satisfied with the time they had to wait for an appointment	0	0	N/A	88.2%	88.0%	88.0%

* This is based on patients treated on this contract for their most recent course of treatment. Figures in italics indicate the base number of FP17s or Patient Questionnaire responses are less than 100. N/A is shown where the base number of responses is less than 10 during the period. % is calculated as Quantity/Base number*100

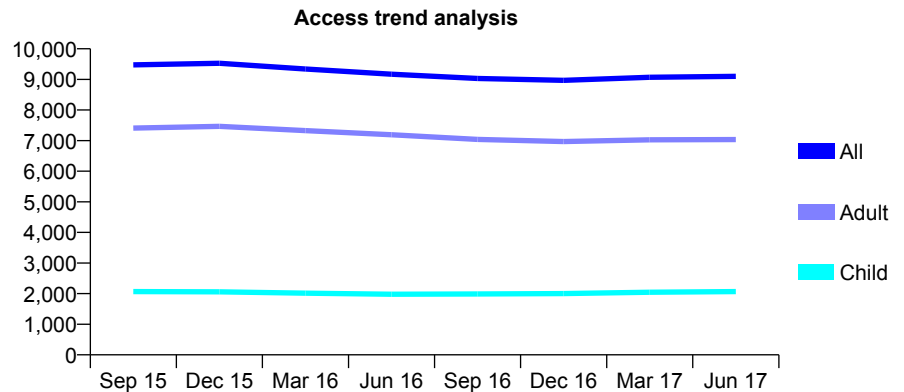
Q64 - Vital Signs At a Glance Contract Report for 101281/0188 - June 2017

Name or company name	OASIS DENTAL CARE LTD
Contract type name	GDS Contract
Purpose of contract	General
Contract start date	23/10/2008
Contract end date	

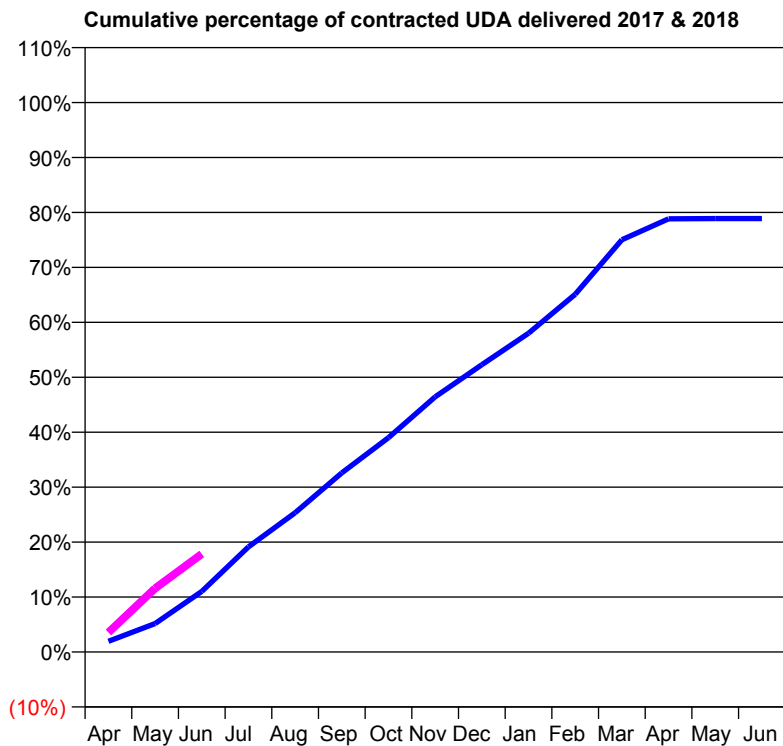
17/18 Contracted general activity (UDA)	32,000
Carry forward general activity (UDA)	0
17/18 Contracted orthodontic activity (UOA)	0
Carry forward orthodontic activity (UOA)	0
Baseline contract value	£746,782.75

ACCESS*

Patients seen in 24 months	Total	Change since previous quarter
Quarter ending June 2016	9,171	
Quarter ending September 2016	9,030	↓
Quarter ending December 2016	8,971	→
Quarter ending March 2017	9,070	→
Quarter ending June 2017	9,102	→
Variance since June 2016	(0.8%)	→



ACTIVITY



Adjusted Scheduled Activity (UDA)		
Month	2017	2018
April	627	1,140
May	1,656	3,711
June	3,526	5,709
July	6,126	
August	8,109	
September	10,436	
October	12,481	
November	14,860	
December	16,729	
January	18,560	
February	20,834	
March	24,010	
April	25,226	
May	25,244	
June	25,244	

QUALITY

	Quantity	Base Number	Contract	AT	Region	England
% of FP17s for the same patient ID Re-attending within 3 months - Children	70	763	9.2%	9.4%	11.6%	12.0%
% of FP17s for the same patient ID Re-attending within 3 months - Adults	460	2,552	18.0%	13.7%	15.9%	16.0%
% of FP17s for the same patient ID Re-attending between 3 & 9 months - Children	453	763	59.4%	61.9%	60.4%	58.0%
% of FP17s for the same patient ID Re-attending between 3 & 9 months - Adults	1,452	2,552	56.9%	52.9%	52.3%	50.9%
% of FP17s for Band 1 Urgent Courses	241	2,812	8.6%	8.1%	9.5%	9.1%
% of FP17s Relating to Free Repair or Replacements	56	2,812	2.0%	0.8%	0.7%	0.8%
% of FP17s Relating to Continuations	63	2,812	2.2%	1.0%	1.0%	1.1%
% of Patients satisfied with the dentistry they have received	35	41	85.4%	92.0%	91.9%	91.7%
% of Patients satisfied with the time they had to wait for an appointment	38	41	92.7%	88.2%	88.0%	88.0%

* This is based on patients treated on this contract for their most recent course of treatment. Figures in italics indicate the base number of FP17s or Patient Questionnaire responses are less than 100. N/A is shown where the base number of responses is less than 10 during the period. % is calculated as Quantity/Base number*100

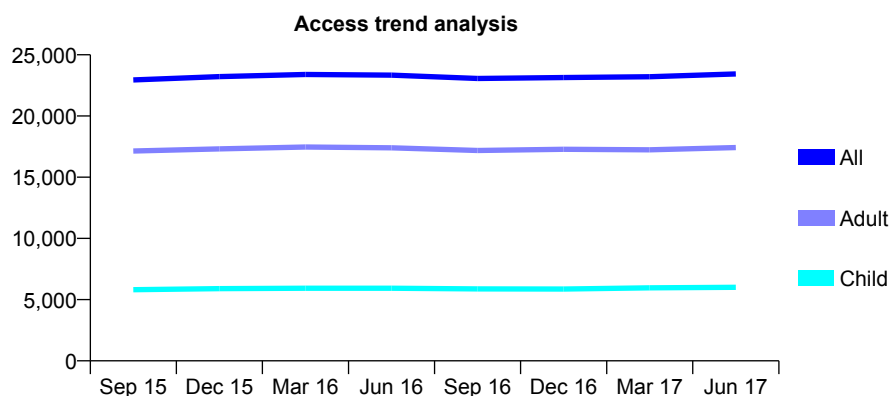
Q64 - Vital Signs At a Glance Contract Report for 101338/0028 - June 2017

Name or company name	Whitecross Dental Care Limited
Contract type name	GDS Contract
Purpose of contract	General
Contract start date	01/04/2006
Contract end date	

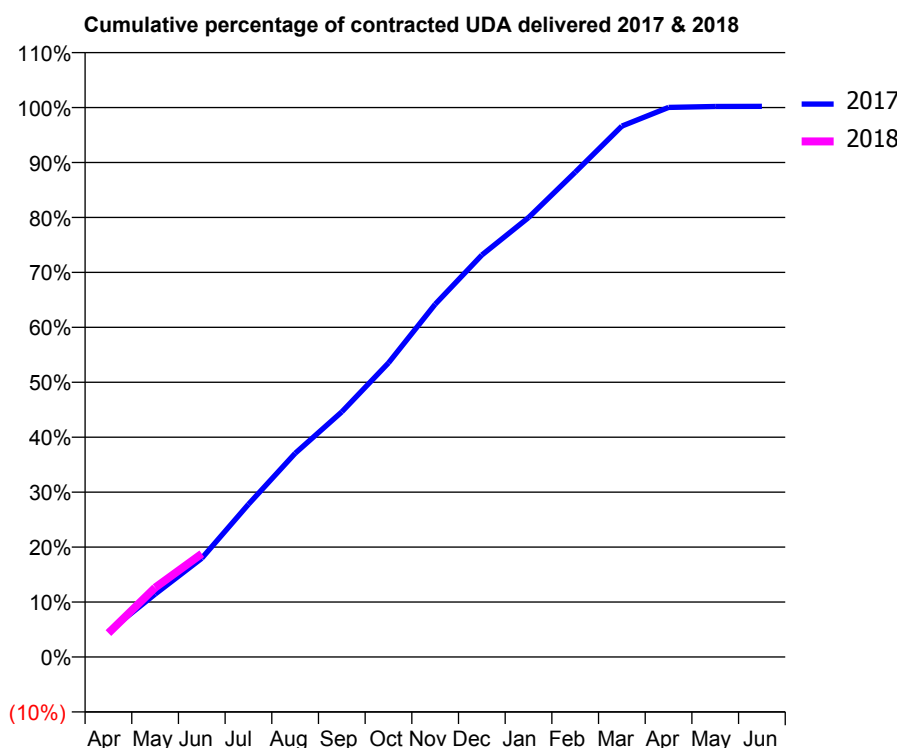
17/18 Contracted general activity (UDA)	64,500
Carry forward general activity (UDA)	0
17/18 Contracted orthodontic activity (UOA)	0
Carry forward orthodontic activity (UOA)	0
Baseline contract value	£1,479,993.39

ACCESS*

Patients seen in 24 months	Total	Change since previous quarter
Quarter ending June 2016	23,336	
Quarter ending September 2016	23,063	↓
Quarter ending December 2016	23,146	→
Quarter ending March 2017	23,203	→
Quarter ending June 2017	23,435	→
Variance since June 2016	0.4%	→



ACTIVITY



Month	Adjusted Scheduled Activity (UDA)	
	2017	2018
April	2,987	2,817
May	7,386	8,152
June	11,596	12,120
July	17,926	
August	23,904	
September	28,780	
October	34,527	
November	41,415	
December	47,177	
January	51,587	
February	56,897	
March	62,326	
April	64,508	
May	64,615	
June	64,637	

QUALITY

	Quantity	Base Number	Contract	AT	Region	England
% of FP17s for the same patient ID Re-attending within 3 months - Children	137	2,154	6.4%	9.4%	11.6%	12.0%
% of FP17s for the same patient ID Re-attending within 3 months - Adults	458	4,567	10.0%	13.7%	15.9%	16.0%
% of FP17s for the same patient ID Re-attending between 3 & 9 months - Children	1,377	2,154	63.9%	61.9%	60.4%	58.0%
% of FP17s for the same patient ID Re-attending between 3 & 9 months - Adults	2,247	4,567	49.2%	52.9%	52.3%	50.9%
% of FP17s for Band 1 Urgent Courses	233	5,835	4.0%	8.1%	9.5%	9.1%
% of FP17s Relating to Free Repair or Replacements	49	5,835	0.8%	0.8%	0.7%	0.8%
% of FP17s Relating to Continuations	110	5,835	1.9%	1.0%	1.0%	1.1%
% of Patients satisfied with the dentistry they have received	63	67	94.0%	92.0%	91.9%	91.7%
% of Patients satisfied with the time they had to wait for an appointment	62	67	92.5%	88.2%	88.0%	88.0%

* This is based on patients treated on this contract for their most recent course of treatment. Figures in italics indicate the base number of FP17s or Patient Questionnaire responses are less than 100. N/A is shown where the base number of responses is less than 10 during the period. % is calculated as Quantity/Base number*100

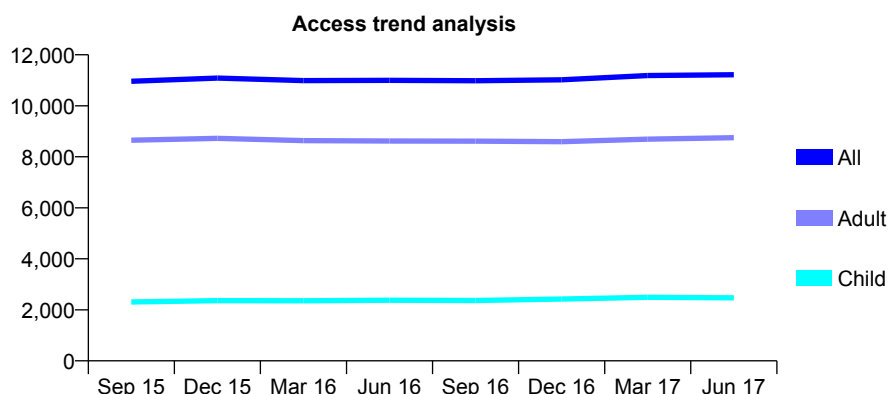
Q64 - Vital Signs At a Glance Contract Report for 101338/0031 - June 2017

Name or company name	Whitecross Dental Care Limited
Contract type name	GDS Contract
Purpose of contract	General
Contract start date	01/04/2006
Contract end date	

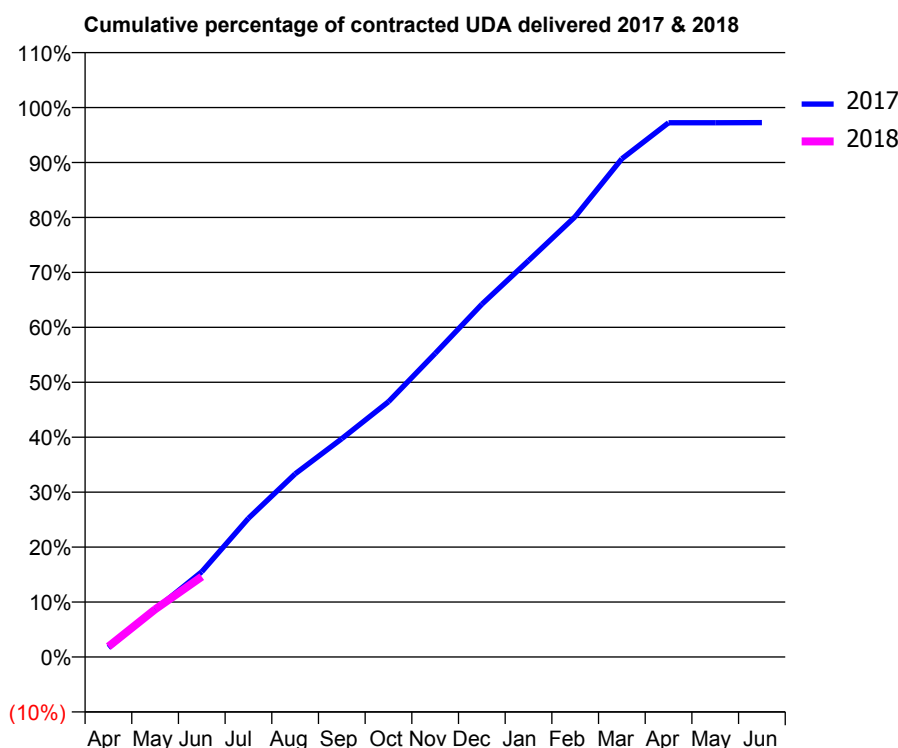
17/18 Contracted general activity (UDA)	33,300
Carry forward general activity (UDA)	0
17/18 Contracted orthodontic activity (UOA)	0
Carry forward orthodontic activity (UOA)	0
Baseline contract value	£789,868.92

ACCESS*

Patients seen in 24 months	Total	Change since previous quarter
Quarter ending June 2016	10,997	
Quarter ending September 2016	10,983	→
Quarter ending December 2016	11,017	→
Quarter ending March 2017	11,187	→
Quarter ending June 2017	11,220	→
Variance since June 2016	2.0%	↑



ACTIVITY



Month	Adjusted Scheduled Activity (UDA)	
	2017	2018
April	571	634
May	2,878	2,888
June	5,164	4,869
July	8,405	
August	11,102	
September	13,229	
October	15,470	
November	18,399	
December	21,376	
January	24,024	
February	26,686	
March	30,196	
April	32,377	
May	32,378	
June	32,380	

QUALITY

	Quantity	Base Number	Contract	AT	Region	England
% of FP17s for the same patient ID Re-attending within 3 months - Children	56	623	9.0%	9.4%	11.6%	12.0%
% of FP17s for the same patient ID Re-attending within 3 months - Adults	274	1,996	13.7%	13.7%	15.9%	16.0%
% of FP17s for the same patient ID Re-attending between 3 & 9 months - Children	264	623	42.4%	61.9%	60.4%	58.0%
% of FP17s for the same patient ID Re-attending between 3 & 9 months - Adults	748	1,996	37.5%	52.9%	52.3%	50.9%
% of FP17s for Band 1 Urgent Courses	172	2,025	8.5%	8.1%	9.5%	9.1%
% of FP17s Relating to Free Repair or Replacements	29	2,025	1.4%	0.8%	0.7%	0.8%
% of FP17s Relating to Continuations	51	2,025	2.5%	1.0%	1.0%	1.1%
% of Patients satisfied with the dentistry they have received	30	33	90.9%	92.0%	91.9%	91.7%
% of Patients satisfied with the time they had to wait for an appointment	30	33	90.9%	88.2%	88.0%	88.0%

* This is based on patients treated on this contract for their most recent course of treatment. Figures in italics indicate the base number of FP17s or Patient Questionnaire responses are less than 100. N/A is shown where the base number of responses is less than 10 during the period. % is calculated as Quantity/Base number*100

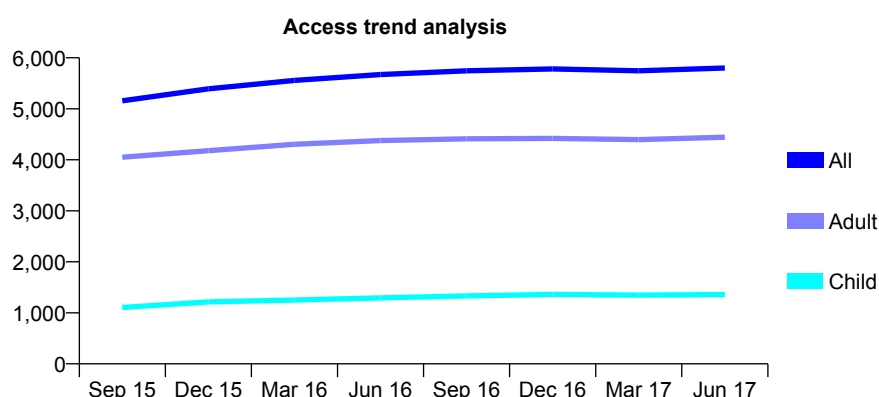
Q64 - Vital Signs At a Glance Contract Report for 101338/0109 - June 2017

Name or company name	Whitecross Dental Care Limited
Contract type name	GDS Contract
Purpose of contract	General
Contract start date	18/01/2010
Contract end date	

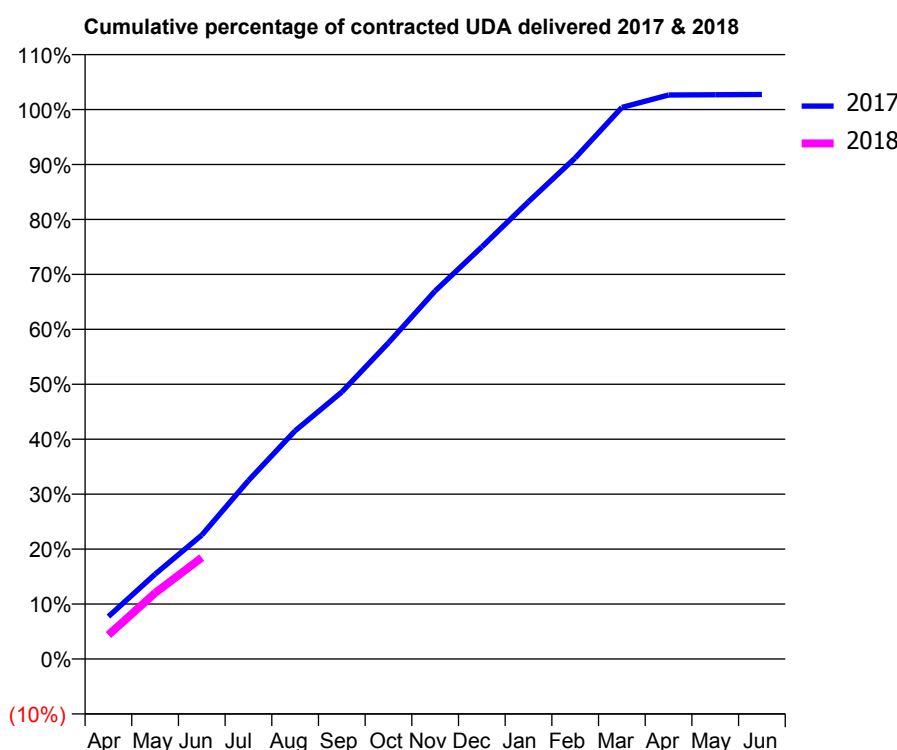
17/18 Contracted general activity (UDA)	13,023
Carry forward general activity (UDA)	0
17/18 Contracted orthodontic activity (UOA)	0
Carry forward orthodontic activity (UOA)	0
Baseline contract value	£339,352.74

ACCESS*

Patients seen in 24 months	Total	Change since previous quarter
Quarter ending June 2016	5,672	
Quarter ending September 2016	5,745	→
Quarter ending December 2016	5,781	→
Quarter ending March 2017	5,746	→
Quarter ending June 2017	5,799	→
Variance since June 2016	2.2%	↑



ACTIVITY



Month	Adjusted Scheduled Activity (UDA)	
	2017	2018
April	1,006	571
May	2,010	1,566
June	2,938	2,404
July	4,231	
August	5,409	
September	6,329	
October	7,493	
November	8,725	
December	9,768	
January	10,837	
February	11,874	
March	13,072	
April	13,365	
May	13,374	
June	13,378	

QUALITY

	Quantity	Base Number	Contract	AT	Region	England
% of FP17s for the same patient ID Re-attending within 3 months - Children	31	491	6.3%	9.4%	11.6%	12.0%
% of FP17s for the same patient ID Re-attending within 3 months - Adults	158	1,233	12.8%	13.7%	15.9%	16.0%
% of FP17s for the same patient ID Re-attending between 3 & 9 months - Children	356	491	72.5%	61.9%	60.4%	58.0%
% of FP17s for the same patient ID Re-attending between 3 & 9 months - Adults	481	1,233	39.0%	52.9%	52.3%	50.9%
% of FP17s for Band 1 Urgent Courses	141	1,548	9.1%	8.1%	9.5%	9.1%
% of FP17s Relating to Free Repair or Replacements	10	1,548	0.6%	0.8%	0.7%	0.8%
% of FP17s Relating to Continuations	34	1,548	2.2%	1.0%	1.0%	1.1%
% of Patients satisfied with the dentistry they have received	37	43	86.0%	92.0%	91.9%	91.7%
% of Patients satisfied with the time they had to wait for an appointment	32	43	74.4%	88.2%	88.0%	88.0%

* This is based on patients treated on this contract for their most recent course of treatment. Figures in italics indicate the base number of FP17s or Patient Questionnaire responses are less than 100. N/A is shown where the base number of responses is less than 10 during the period. % is calculated as Quantity/Base number*100

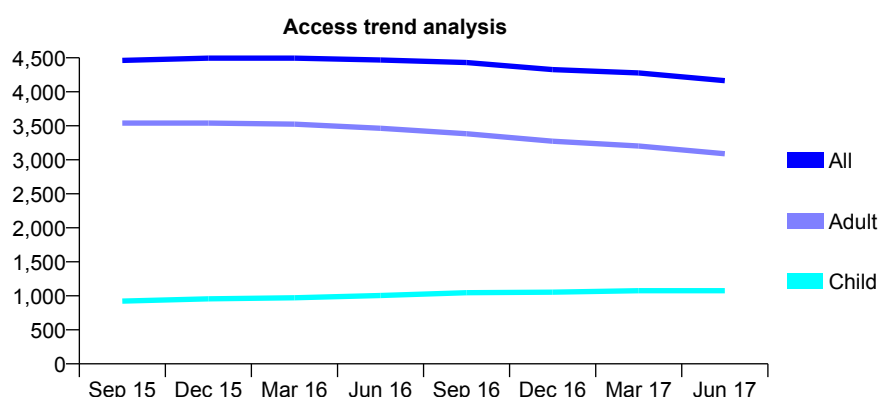
Q64 - Vital Signs At a Glance Contract Report for 101338/0110 - June 2017

Name or company name	Whitecross Dental Care Limited
Contract type name	GDS Contract
Purpose of contract	General
Contract start date	18/01/2010
Contract end date	

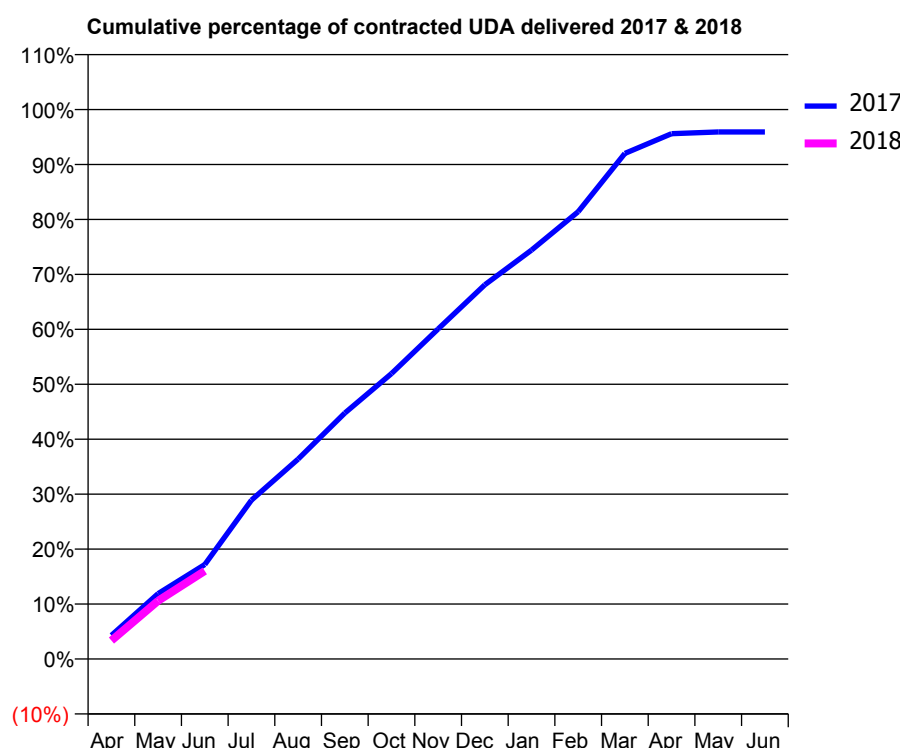
17/18 Contracted general activity (UDA)	11,079
Carry forward general activity (UDA)	0
17/18 Contracted orthodontic activity (UOA)	0
Carry forward orthodontic activity (UOA)	0
Baseline contract value	£288,687.77

ACCESS*

Patients seen in 24 months	Total	Change since previous quarter
Quarter ending June 2016	4,468	
Quarter ending September 2016	4,430	→
Quarter ending December 2016	4,327	↓
Quarter ending March 2017	4,277	↓
Quarter ending June 2017	4,164	↓
Variance since June 2016	(6.8%)	↓



ACTIVITY



Adjusted Scheduled Activity (UDA)		
Month	2017	2018
April	478	373
May	1,320	1,174
June	1,906	1,776
July	3,204	
August	4,032	
September	4,959	
October	5,754	
November	6,655	
December	7,546	
January	8,245	
February	9,019	
March	10,192	
April	10,591	
May	10,627	
June	10,627	

QUALITY

	Quantity	Base Number	Contract	AT	Region	England
% of FP17s for the same patient ID Re-attending within 3 months - Children	20	325	6.2%	9.4%	11.6%	12.0%
% of FP17s for the same patient ID Re-attending within 3 months - Adults	70	837	8.4%	13.7%	15.9%	16.0%
% of FP17s for the same patient ID Re-attending between 3 & 9 months - Children	208	325	64.0%	61.9%	60.4%	58.0%
% of FP17s for the same patient ID Re-attending between 3 & 9 months - Adults	549	837	65.6%	52.9%	52.3%	50.9%
% of FP17s for Band 1 Urgent Courses	15	964	1.6%	8.1%	9.5%	9.1%
% of FP17s Relating to Free Repair or Replacements	2	964	0.2%	0.8%	0.7%	0.8%
% of FP17s Relating to Continuations	18	964	1.9%	1.0%	1.0%	1.1%
% of Patients satisfied with the dentistry they have received	19	20	95.0%	92.0%	91.9%	91.7%
% of Patients satisfied with the time they had to wait for an appointment	18	20	90.0%	88.2%	88.0%	88.0%

* This is based on patients treated on this contract for their most recent course of treatment. Figures in italics indicate the base number of FP17s or Patient Questionnaire responses are less than 100. N/A is shown where the base number of responses is less than 10 during the period. % is calculated as Quantity/Base number*100

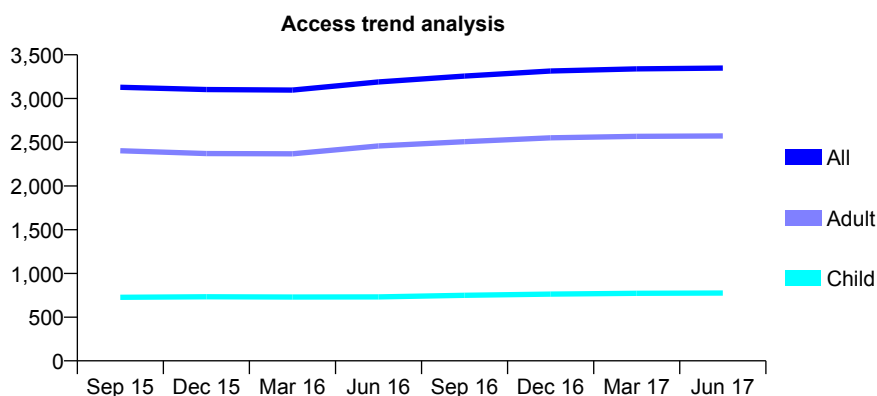
Q64 - Vital Signs At a Glance Contract Report for 101338/0112 - June 2017

Name or company name	Whitecross Dental Care Limited
Contract type name	GDS Contract
Purpose of contract	General
Contract start date	23/02/2010
Contract end date	

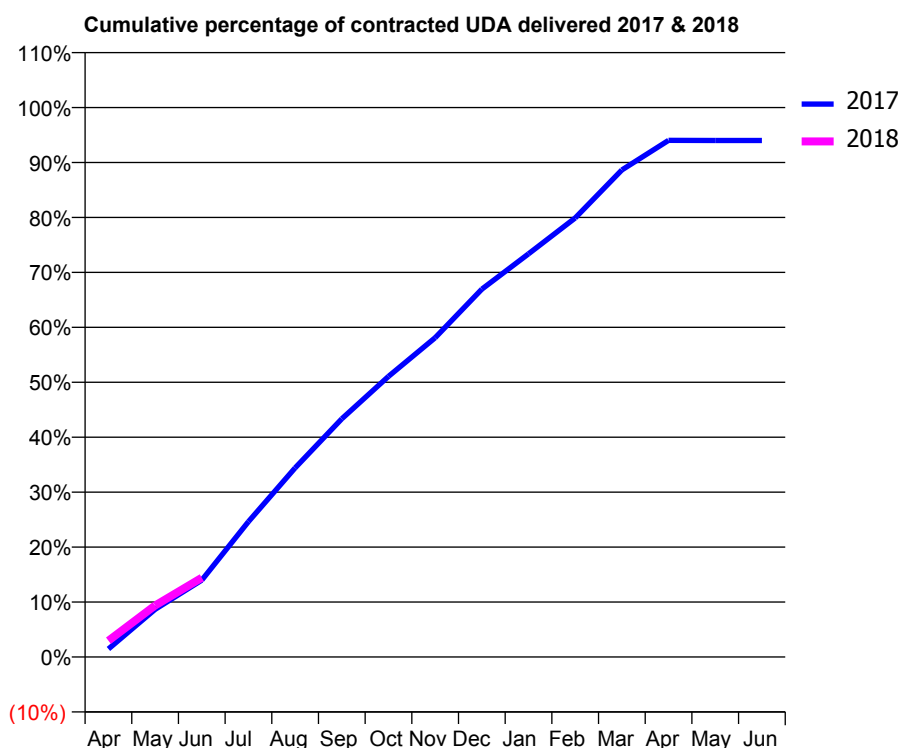
17/18 Contracted general activity (UDA)	8,000
Carry forward general activity (UDA)	0
17/18 Contracted orthodontic activity (UOA)	0
Carry forward orthodontic activity (UOA)	0
Baseline contract value	£208,492.13

ACCESS*

Patients seen in 24 months	Total	Change since previous quarter
Quarter ending June 2016	3,189	
Quarter ending September 2016	3,256	↑
Quarter ending December 2016	3,314	→
Quarter ending March 2017	3,339	→
Quarter ending June 2017	3,348	→
Variance since June 2016	5.0%	↑



ACTIVITY



Adjusted Scheduled Activity (UDA)		
Month	2017	2018
April	118	238
May	695	750
June	1,119	1,155
July	1,971	
August	2,754	
September	3,469	
October	4,086	
November	4,648	
December	5,355	
January	5,869	
February	6,392	
March	7,091	
April	7,522	
May	7,521	
June	7,521	

QUALITY

	Quantity	Base Number	Contract	AT	Region	England
% of FP17s for the same patient ID Re-attending within 3 months - Children	10	193	5.2%	9.4%	11.6%	12.0%
% of FP17s for the same patient ID Re-attending within 3 months - Adults	72	608	11.8%	13.7%	15.9%	16.0%
% of FP17s for the same patient ID Re-attending between 3 & 9 months - Children	114	193	59.1%	61.9%	60.4%	58.0%
% of FP17s for the same patient ID Re-attending between 3 & 9 months - Adults	354	608	58.2%	52.9%	52.3%	50.9%
% of FP17s for Band 1 Urgent Courses	68	645	10.5%	8.1%	9.5%	9.1%
% of FP17s Relating to Free Repair or Replacements	4	645	0.6%	0.8%	0.7%	0.8%
% of FP17s Relating to Continuations	11	645	1.7%	1.0%	1.0%	1.1%
% of Patients satisfied with the dentistry they have received	8	8	N/A	92.0%	91.9%	91.7%
% of Patients satisfied with the time they had to wait for an appointment	8	8	N/A	88.2%	88.0%	88.0%

* This is based on patients treated on this contract for their most recent course of treatment. Figures in italics indicate the base number of FP17s or Patient Questionnaire responses are less than 100. N/A is shown where the base number of responses is less than 10 during the period. % is calculated as Quantity/Base number*100

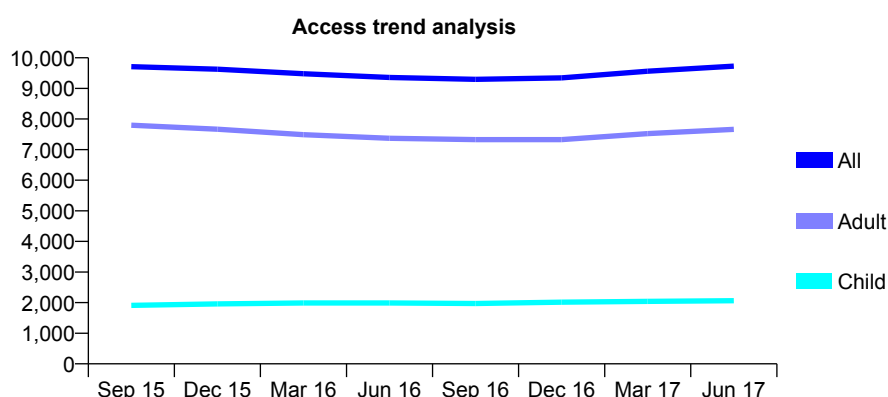
Q64 - Vital Signs At a Glance Contract Report for 101362/0040 - June 2017

Name or company name	Rodericks Dental Limited
Contract type name	PDS Plus Contract
Purpose of contract	General
Contract start date	12/09/2011
Contract end date	11/09/2021

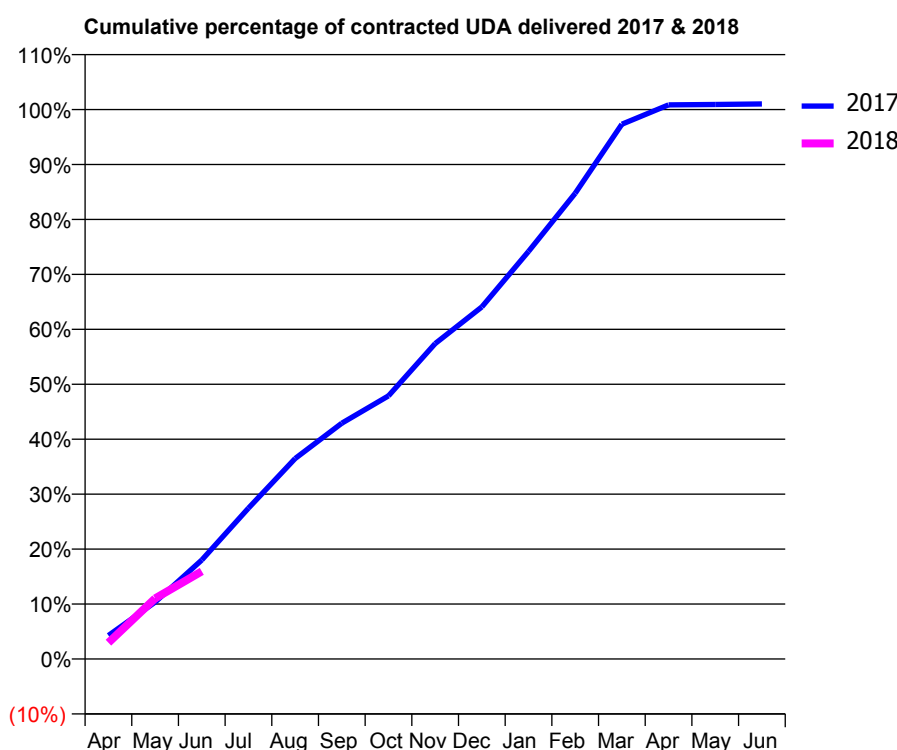
17/18 Contracted general activity (UDA)	24,000
Carry forward general activity (UDA)	0
17/18 Contracted orthodontic activity (UOA)	0
Carry forward orthodontic activity (UOA)	0
Baseline contract value	£317,163.85

ACCESS*

Patients seen in 24 months	Total	Change since previous quarter
Quarter ending June 2016	9,359	
Quarter ending September 2016	9,298	→
Quarter ending December 2016	9,343	→
Quarter ending March 2017	9,563	↑
Quarter ending June 2017	9,728	→
Variance since June 2016	3.9%	↑



ACTIVITY



Adjusted Scheduled Activity (UDA)		
Month	2017	2018
April	1,028	712
May	2,484	2,650
June	4,325	3,829
July	6,590	
August	8,757	
September	10,301	
October	11,492	
November	13,776	
December	15,380	
January	17,801	
February	20,338	
March	23,359	
April	24,200	
May	24,217	
June	24,243	

QUALITY

	Quantity	Base Number	Contract	AT	Region	England
% of FP17s for the same patient ID Re-attending within 3 months - Children	25	447	5.6%	9.4%	11.6%	12.0%
% of FP17s for the same patient ID Re-attending within 3 months - Adults	180	1,548	11.6%	13.7%	15.9%	16.0%
% of FP17s for the same patient ID Re-attending between 3 & 9 months - Children	186	447	41.6%	61.9%	60.4%	58.0%
% of FP17s for the same patient ID Re-attending between 3 & 9 months - Adults	369	1,548	23.8%	52.9%	52.3%	50.9%
% of FP17s for Band 1 Urgent Courses	208	1,668	12.5%	8.1%	9.5%	9.1%
% of FP17s Relating to Free Repair or Replacements	18	1,668	1.1%	0.8%	0.7%	0.8%
% of FP17s Relating to Continuations	5	1,668	0.3%	1.0%	1.0%	1.1%
% of Patients satisfied with the dentistry they have received	10	13	76.9%	92.0%	91.9%	91.7%
% of Patients satisfied with the time they had to wait for an appointment	10	13	76.9%	88.2%	88.0%	88.0%

* This is based on patients treated on this contract for their most recent course of treatment. Figures in italics indicate the base number of FP17s or Patient Questionnaire responses are less than 100. N/A is shown where the base number of responses is less than 10 during the period. % is calculated as Quantity/Base number*100

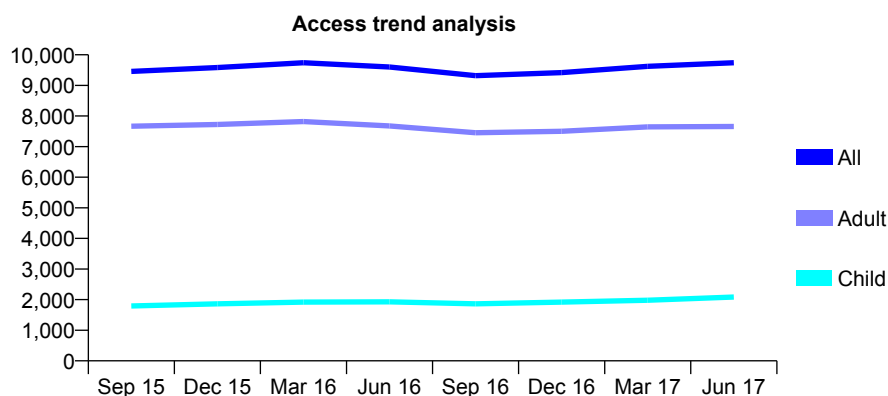
Q64 - Vital Signs At a Glance Contract Report for 101362/0042 - June 2017

Name or company name	Rodericks Dental Limited
Contract type name	PDS Plus Contract
Purpose of contract	General
Contract start date	03/01/2012
Contract end date	02/01/2022

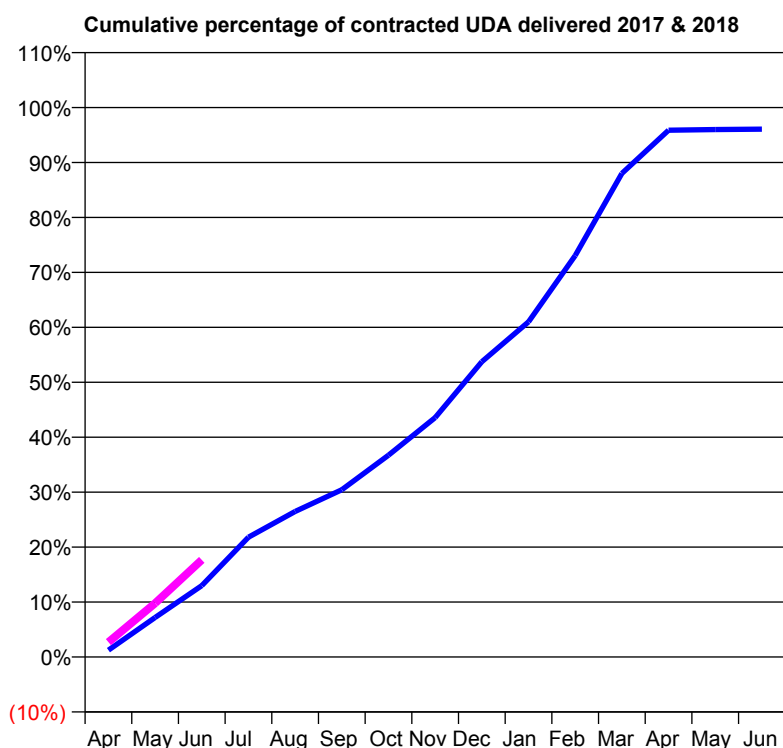
17/18 Contracted general activity (UDA)	24,000
Carry forward general activity (UDA)	0
17/18 Contracted orthodontic activity (UOA)	0
Carry forward orthodontic activity (UOA)	0
Baseline contract value	£317,163.85

ACCESS*

Patients seen in 24 months	Total	Change since previous quarter
Quarter ending June 2016	9,602	
Quarter ending September 2016	9,316	↓
Quarter ending December 2016	9,418	→
Quarter ending March 2017	9,624	↑
Quarter ending June 2017	9,740	→
Variance since June 2016	1.4%	→



ACTIVITY



Adjusted Scheduled Activity (UDA)		
Month	2017	2018
April	298	651
May	1,728	2,350
June	3,116	4,244
July	5,233	
August	6,355	
September	7,305	
October	8,814	
November	10,459	
December	12,899	
January	14,639	
February	17,534	
March	21,124	
April	23,009	
May	23,036	
June	23,057	

QUALITY

	Quantity	Base Number	Contract	AT	Region	England
% of FP17s for the same patient ID Re-attending within 3 months - Children	57	753	7.6%	9.4%	11.6%	12.0%
% of FP17s for the same patient ID Re-attending within 3 months - Adults	345	1,946	17.7%	13.7%	15.9%	16.0%
% of FP17s for the same patient ID Re-attending between 3 & 9 months - Children	347	753	46.1%	61.9%	60.4%	58.0%
% of FP17s for the same patient ID Re-attending between 3 & 9 months - Adults	478	1,946	24.6%	52.9%	52.3%	50.9%
% of FP17s for Band 1 Urgent Courses	350	1,922	18.2%	8.1%	9.5%	9.1%
% of FP17s Relating to Free Repair or Replacements	26	1,922	1.4%	0.8%	0.7%	0.8%
% of FP17s Relating to Continuations	18	1,922	0.9%	1.0%	1.0%	1.1%
% of Patients satisfied with the dentistry they have received	21	22	95.5%	92.0%	91.9%	91.7%
% of Patients satisfied with the time they had to wait for an appointment	14	22	63.6%	88.2%	88.0%	88.0%

* This is based on patients treated on this contract for their most recent course of treatment. Figures in italics indicate the base number of FP17s or Patient Questionnaire responses are less than 100. N/A is shown where the base number of responses is less than 10 during the period. % is calculated as Quantity/Base number*100

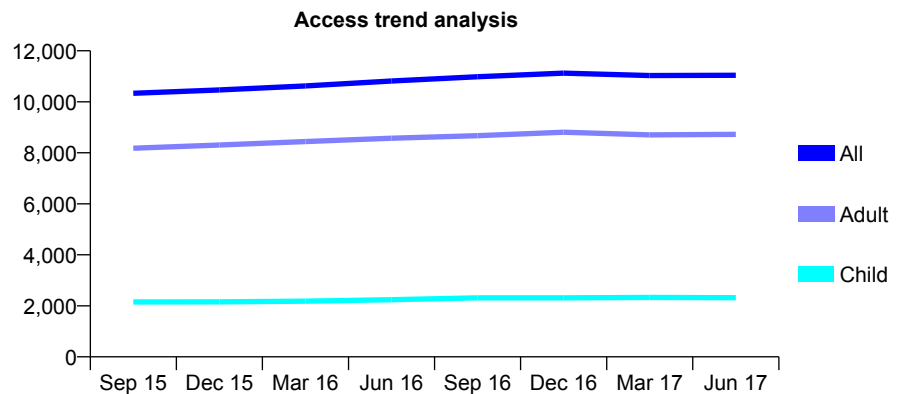
Q64 - Vital Signs At a Glance Contract Report for 101370/0075 - June 2017

Name or company name	Petrie Tucker and Partners Ltd
Contract type name	GDS Contract
Purpose of contract	General
Contract start date	01/04/2007
Contract end date	

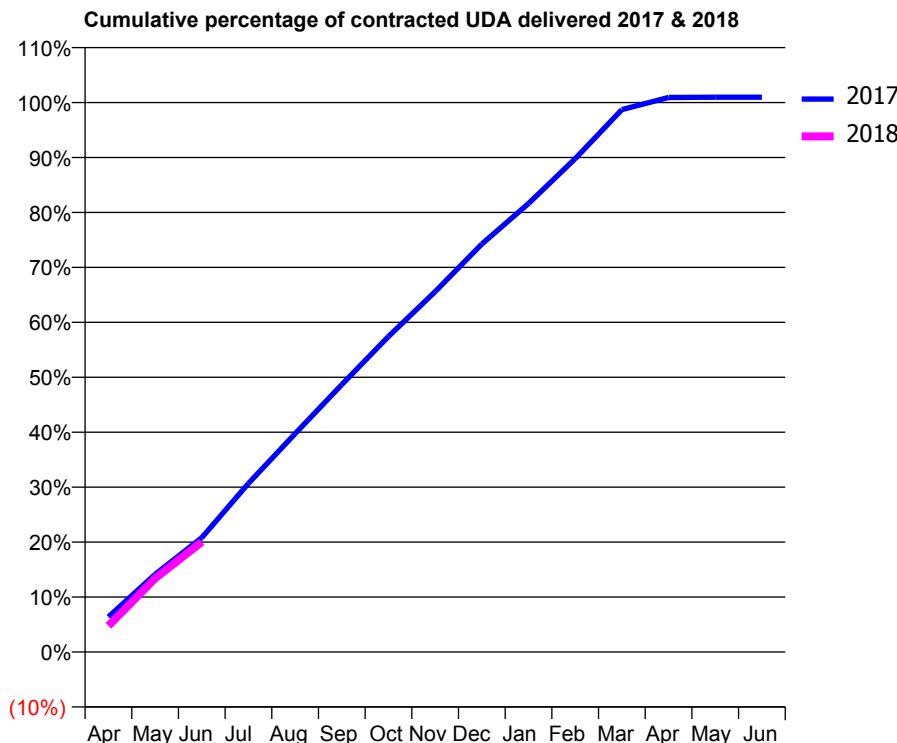
17/18 Contracted general activity (UDA)	32,500
Carry forward general activity (UDA)	0
17/18 Contracted orthodontic activity (UOA)	0
Carry forward orthodontic activity (UOA)	0
Baseline contract value	£684,967.56

ACCESS*

Patients seen in 24 months	Total	Change since previous quarter
Quarter ending June 2016	10,814	
Quarter ending September 2016	10,982	→
Quarter ending December 2016	11,125	→
Quarter ending March 2017	11,031	→
Quarter ending June 2017	11,042	→
Variance since June 2016	2.1%	↑



ACTIVITY



Adjusted Scheduled Activity (UDA)		
Month	2017	2018
April	2,075	1,546
May	4,591	4,354
June	6,759	6,513
July	9,973	
August	12,915	
September	15,813	
October	18,662	
November	21,318	
December	24,130	
January	26,524	
February	29,178	
March	32,080	
April	32,793	
May	32,809	
June	32,809	

QUALITY

	Quantity	Base Number	Contract	AT	Region	England
% of FP17s for the same patient ID Re-attending within 3 months - Children	30	708	4.2%	9.4%	11.6%	12.0%
% of FP17s for the same patient ID Re-attending within 3 months - Adults	245	2,472	9.9%	13.7%	15.9%	16.0%
% of FP17s for the same patient ID Re-attending between 3 & 9 months - Children	427	708	60.3%	61.9%	60.4%	58.0%
% of FP17s for the same patient ID Re-attending between 3 & 9 months - Adults	1,187	2,472	48.0%	52.9%	52.3%	50.9%
% of FP17s for Band 1 Urgent Courses	87	2,829	3.1%	8.1%	9.5%	9.1%
% of FP17s Relating to Free Repair or Replacements	10	2,829	0.4%	0.8%	0.7%	0.8%
% of FP17s Relating to Continuations	65	2,829	2.3%	1.0%	1.0%	1.1%
% of Patients satisfied with the dentistry they have received	43	48	89.6%	92.0%	91.9%	91.7%
% of Patients satisfied with the time they had to wait for an appointment	38	48	79.2%	88.2%	88.0%	88.0%

* This is based on patients treated on this contract for their most recent course of treatment. Figures in italics indicate the base number of FP17s or Patient Questionnaire responses are less than 100. N/A is shown where the base number of responses is less than 10 during the period. % is calculated as Quantity/Base number*100

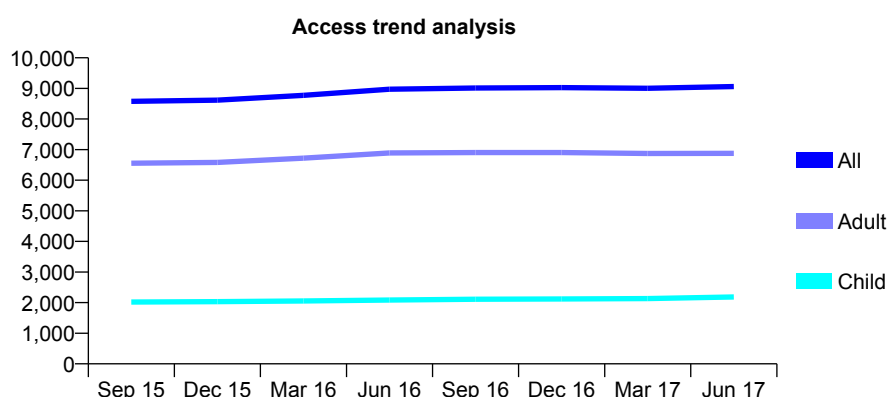
Q64 - Vital Signs At a Glance Contract Report for 101435/0034 - June 2017

Name or company name	IDH Limited
Contract type name	GDS Contract
Purpose of contract	General
Contract start date	01/04/2006
Contract end date	

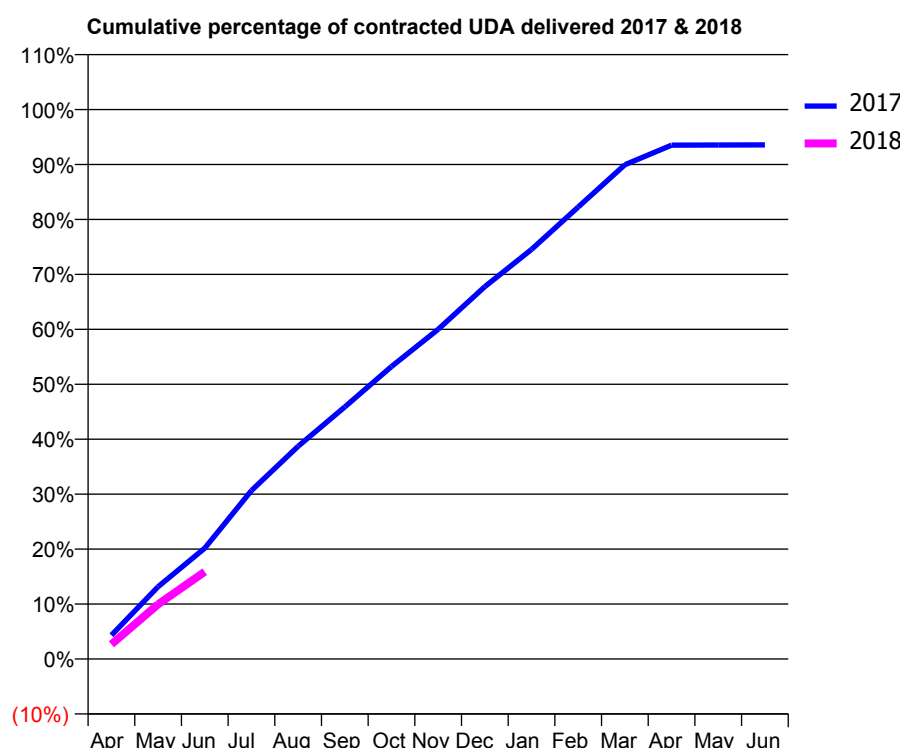
17/18 Contracted general activity (UDA)	27,180
Carry forward general activity (UDA)	0
17/18 Contracted orthodontic activity (UOA)	0
Carry forward orthodontic activity (UOA)	0
Baseline contract value	£620,459.90

ACCESS*

Patients seen in 24 months	Total	Change since previous quarter
Quarter ending June 2016	8,972	
Quarter ending September 2016	9,013	→
Quarter ending December 2016	9,027	→
Quarter ending March 2017	9,003	→
Quarter ending June 2017	9,062	→
Variance since June 2016	1.0%	→



ACTIVITY



Month	Adjusted Scheduled Activity (UDA)	
	2017	2018
April	1,178	726
May	3,577	2,708
June	5,484	4,318
July	8,335	
August	10,526	
September	12,470	
October	14,466	
November	16,310	
December	18,416	
January	20,256	
February	22,357	
March	24,447	
April	25,415	
May	25,424	
June	25,427	

QUALITY

	Quantity	Base Number	Contract	AT	Region	England
% of FP17s for the same patient ID Re-attending within 3 months - Children	28	640	4.4%	9.4%	11.6%	12.0%
% of FP17s for the same patient ID Re-attending within 3 months - Adults	147	1,729	8.5%	13.7%	15.9%	16.0%
% of FP17s for the same patient ID Re-attending between 3 & 9 months - Children	293	640	45.8%	61.9%	60.4%	58.0%
% of FP17s for the same patient ID Re-attending between 3 & 9 months - Adults	788	1,729	45.6%	52.9%	52.3%	50.9%
% of FP17s for Band 1 Urgent Courses	81	2,011	4.0%	8.1%	9.5%	9.1%
% of FP17s Relating to Free Repair or Replacements	5	2,011	0.2%	0.8%	0.7%	0.8%
% of FP17s Relating to Continuations	33	2,011	1.6%	1.0%	1.0%	1.1%
% of Patients satisfied with the dentistry they have received	26	27	96.3%	92.0%	91.9%	91.7%
% of Patients satisfied with the time they had to wait for an appointment	23	27	85.2%	88.2%	88.0%	88.0%

* This is based on patients treated on this contract for their most recent course of treatment. Figures in italics indicate the base number of FP17s or Patient Questionnaire responses are less than 100. N/A is shown where the base number of responses is less than 10 during the period. % is calculated as Quantity/Base number*100

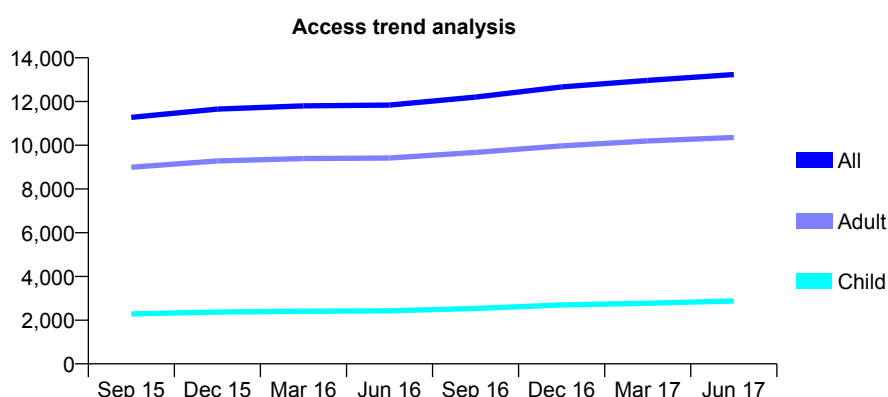
Q64 - Vital Signs At a Glance Contract Report for 101435/0068 - June 2017

Name or company name	IDH Limited
Contract type name	GDS Contract
Purpose of contract	General
Contract start date	20/08/2007
Contract end date	

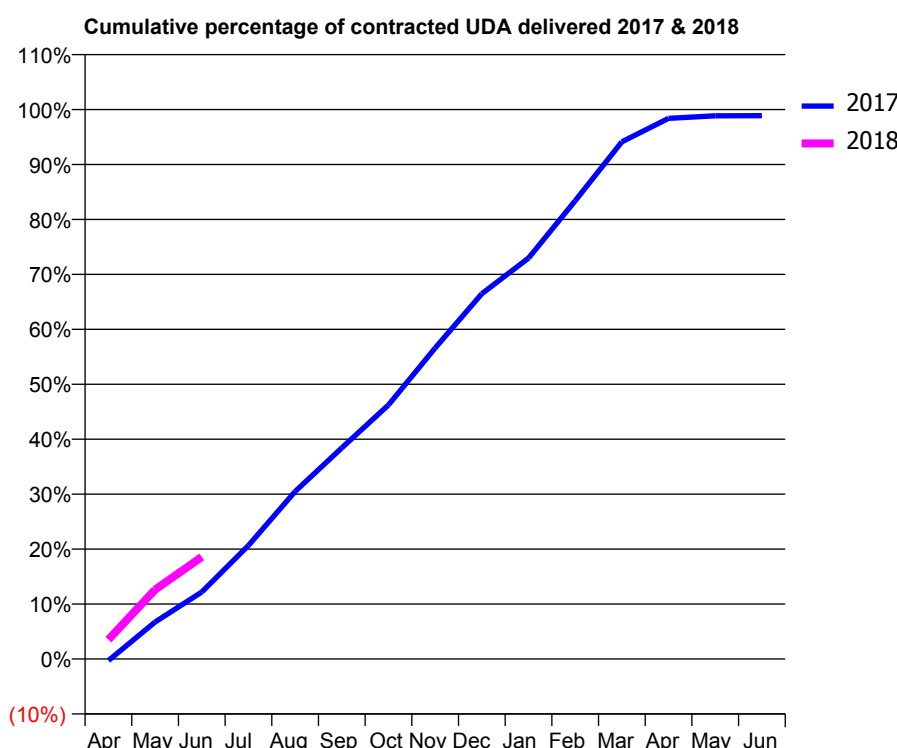
17/18 Contracted general activity (UDA)	32,000
Carry forward general activity (UDA)	0
17/18 Contracted orthodontic activity (UOA)	0
Carry forward orthodontic activity (UOA)	0
Baseline contract value	£634,436.84

ACCESS*

Patients seen in 24 months	Total	Change since previous quarter
Quarter ending June 2016	11,837	
Quarter ending September 2016	12,204	↑
Quarter ending December 2016	12,665	↑
Quarter ending March 2017	12,968	↑
Quarter ending June 2017	13,232	↑
Variance since June 2016	11.8%	↑



ACTIVITY



Adjusted Scheduled Activity (UDA)		
Month	2017	2018
April	-97	1,129
May	2,155	4,041
June	3,905	5,945
July	6,610	
August	9,756	
September	12,300	
October	14,801	
November	18,115	
December	21,274	
January	23,350	
February	26,682	
March	30,122	
April	31,487	
May	31,634	
June	31,640	

QUALITY

	Quantity	Base Number	Contract	AT	Region	England
% of FP17s for the same patient ID Re-attending within 3 months - Children	49	784	6.3%	9.4%	11.6%	12.0%
% of FP17s for the same patient ID Re-attending within 3 months - Adults	268	2,516	10.7%	13.7%	15.9%	16.0%
% of FP17s for the same patient ID Re-attending between 3 & 9 months - Children	351	784	44.8%	61.9%	60.4%	58.0%
% of FP17s for the same patient ID Re-attending between 3 & 9 months - Adults	954	2,516	37.9%	52.9%	52.3%	50.9%
% of FP17s for Band 1 Urgent Courses	245	2,747	8.9%	8.1%	9.5%	9.1%
% of FP17s Relating to Free Repair or Replacements	11	2,747	0.4%	0.8%	0.7%	0.8%
% of FP17s Relating to Continuations	40	2,747	1.5%	1.0%	1.0%	1.1%
% of Patients satisfied with the dentistry they have received	28	29	96.6%	92.0%	91.9%	91.7%
% of Patients satisfied with the time they had to wait for an appointment	23	29	79.3%	88.2%	88.0%	88.0%

* This is based on patients treated on this contract for their most recent course of treatment. Figures in italics indicate the base number of FP17s or Patient Questionnaire responses are less than 100. N/A is shown where the base number of responses is less than 10 during the period. % is calculated as Quantity/Base number*100

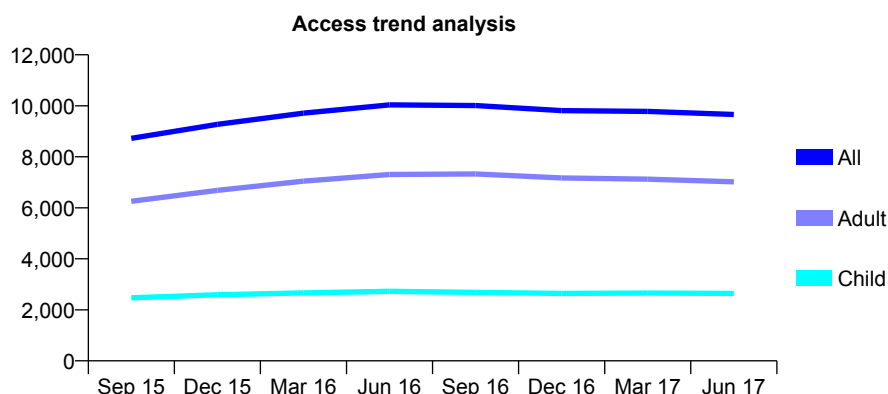
Q64 - Vital Signs At a Glance Contract Report for 101435/0145 - June 2017

Name or company name	IDH Limited
Contract type name	GDS Contract
Purpose of contract	General
Contract start date	01/08/2014
Contract end date	

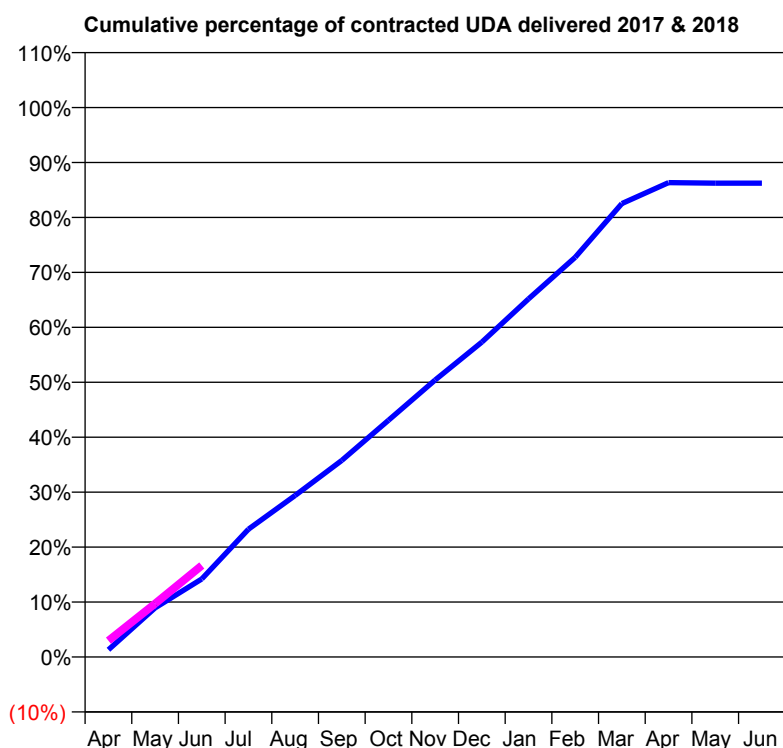
17/18 Contracted general activity (UDA)	27,780
Carry forward general activity (UDA)	0
17/18 Contracted orthodontic activity (UOA)	0
Carry forward orthodontic activity (UOA)	0
Baseline contract value	£764,438.93

ACCESS*

Patients seen in 24 months	Total	Change since previous quarter
Quarter ending June 2016	10,034	
Quarter ending September 2016	10,011	→
Quarter ending December 2016	9,811	↓
Quarter ending March 2017	9,782	→
Quarter ending June 2017	9,662	↓
Variance since June 2016	(3.7%)	↓



ACTIVITY



Adjusted Scheduled Activity (UDA)		
Month	2017	2018
April	368	825
May	2,484	2,702
June	3,944	4,625
July	6,461	
August	8,165	
September	9,943	
October	11,969	
November	14,006	
December	15,921	
January	18,104	
February	20,208	
March	22,922	
April	23,979	
May	23,958	
June	23,953	

QUALITY

	Quantity	Base Number	Contract	AT	Region	England
% of FP17s for the same patient ID Re-attending within 3 months - Children	38	805	4.7%	9.4%	11.6%	12.0%
% of FP17s for the same patient ID Re-attending within 3 months - Adults	212	1,956	10.8%	13.7%	15.9%	16.0%
% of FP17s for the same patient ID Re-attending between 3 & 9 months - Children	460	805	57.1%	61.9%	60.4%	58.0%
% of FP17s for the same patient ID Re-attending between 3 & 9 months - Adults	1,083	1,956	55.4%	52.9%	52.3%	50.9%
% of FP17s for Band 1 Urgent Courses	98	2,303	4.3%	8.1%	9.5%	9.1%
% of FP17s Relating to Free Repair or Replacements	20	2,303	0.9%	0.8%	0.7%	0.8%
% of FP17s Relating to Continuations	38	2,303	1.7%	1.0%	1.0%	1.1%
% of Patients satisfied with the dentistry they have received	24	28	85.7%	92.0%	91.9%	91.7%
% of Patients satisfied with the time they had to wait for an appointment	24	28	85.7%	88.2%	88.0%	88.0%

* This is based on patients treated on this contract for their most recent course of treatment. Figures in italics indicate the base number of FP17s or Patient Questionnaire responses are less than 100. N/A is shown where the base number of responses is less than 10 during the period. % is calculated as Quantity/Base number*100

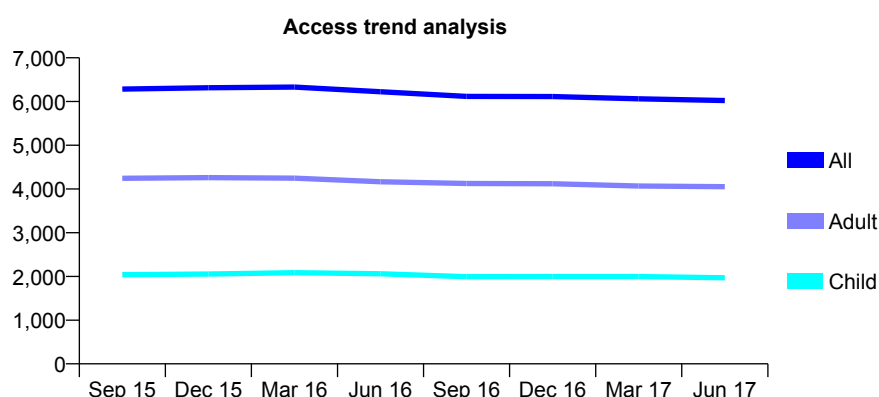
Q64 - Vital Signs At a Glance Contract Report for 101958/0001 - June 2017

Name or company name	Priory Road Dental Practice
Contract type name	GDS Contract
Purpose of contract	General
Contract start date	01/08/2010
Contract end date	

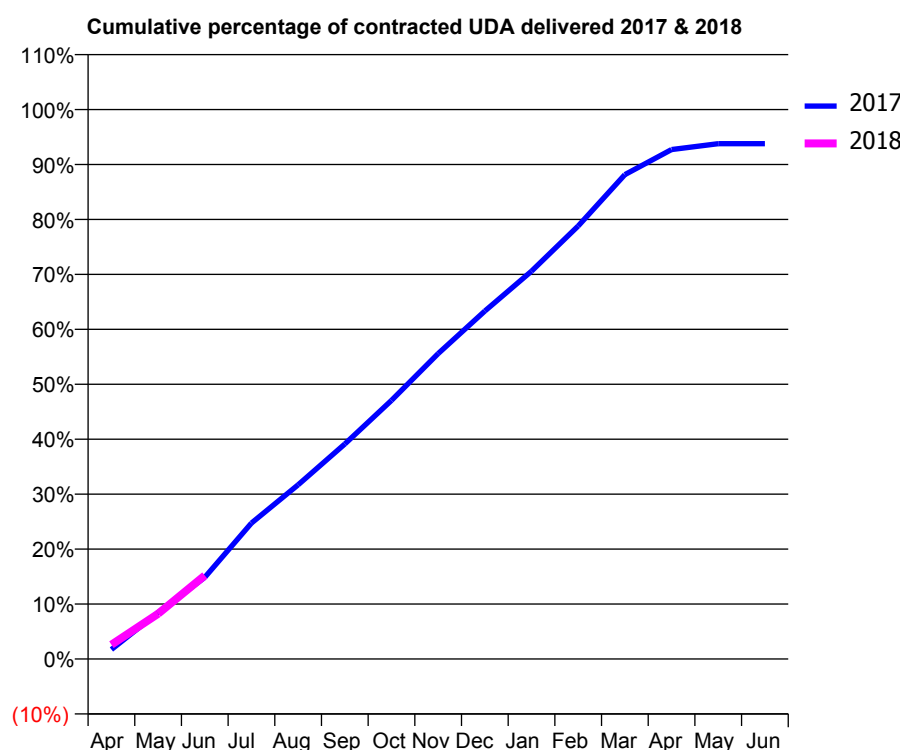
17/18 Contracted general activity (UDA)	22,667
Carry forward general activity (UDA)	0
17/18 Contracted orthodontic activity (UOA)	0
Carry forward orthodontic activity (UOA)	0
Baseline contract value	£620,792.34

ACCESS*

Patients seen in 24 months	Total	Change since previous quarter
Quarter ending June 2016	6,224	
Quarter ending September 2016	6,117	↓
Quarter ending December 2016	6,115	→
Quarter ending March 2017	6,063	→
Quarter ending June 2017	6,021	→
Variance since June 2016	(3.3%)	↓



ACTIVITY



Adjusted Scheduled Activity (UDA)		
Month	2017	2018
April	392	590
May	1,919	1,870
June	3,371	3,448
July	5,610	
August	7,185	
September	8,870	
October	10,667	
November	12,598	
December	14,355	
January	15,997	
February	17,862	
March	19,981	
April	21,017	
May	21,259	
June	21,259	

QUALITY

	Quantity	Base Number	Contract	AT	Region	England
% of FP17s for the same patient ID Re-attending within 3 months - Children	37	733	5.0%	9.4%	11.6%	12.0%
% of FP17s for the same patient ID Re-attending within 3 months - Adults	150	1,390	10.8%	13.7%	15.9%	16.0%
% of FP17s for the same patient ID Re-attending between 3 & 9 months - Children	578	733	78.9%	61.9%	60.4%	58.0%
% of FP17s for the same patient ID Re-attending between 3 & 9 months - Adults	950	1,390	68.3%	52.9%	52.3%	50.9%
% of FP17s for Band 1 Urgent Courses	50	1,710	2.9%	8.1%	9.5%	9.1%
% of FP17s Relating to Free Repair or Replacements	6	1,710	0.4%	0.8%	0.7%	0.8%
% of FP17s Relating to Continuations	16	1,710	0.9%	1.0%	1.0%	1.1%
% of Patients satisfied with the dentistry they have received	21	26	80.8%	92.0%	91.9%	91.7%
% of Patients satisfied with the time they had to wait for an appointment	21	26	80.8%	88.2%	88.0%	88.0%

* This is based on patients treated on this contract for their most recent course of treatment. Figures in italics indicate the base number of FP17s or Patient Questionnaire responses are less than 100. N/A is shown where the base number of responses is less than 10 during the period. % is calculated as Quantity/Base number*100

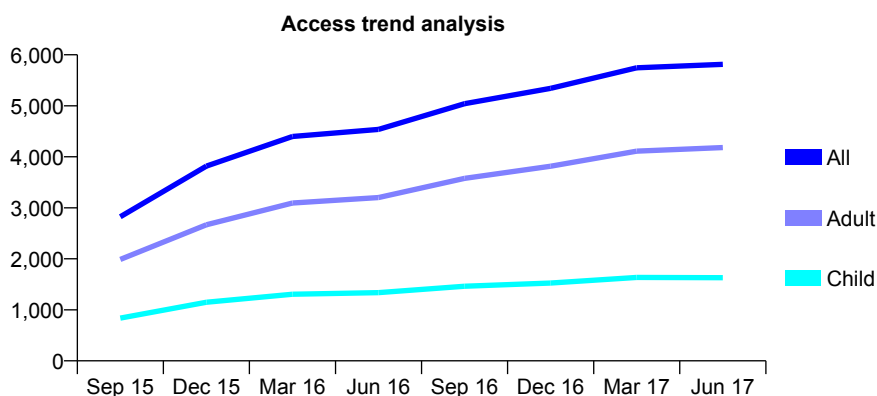
Q64 - Vital Signs At a Glance Contract Report for 105783/0001 - June 2017

Name or company name	Fisherton House Partnership
Contract type name	GDS Contract
Purpose of contract	General
Contract start date	01/04/2015
Contract end date	

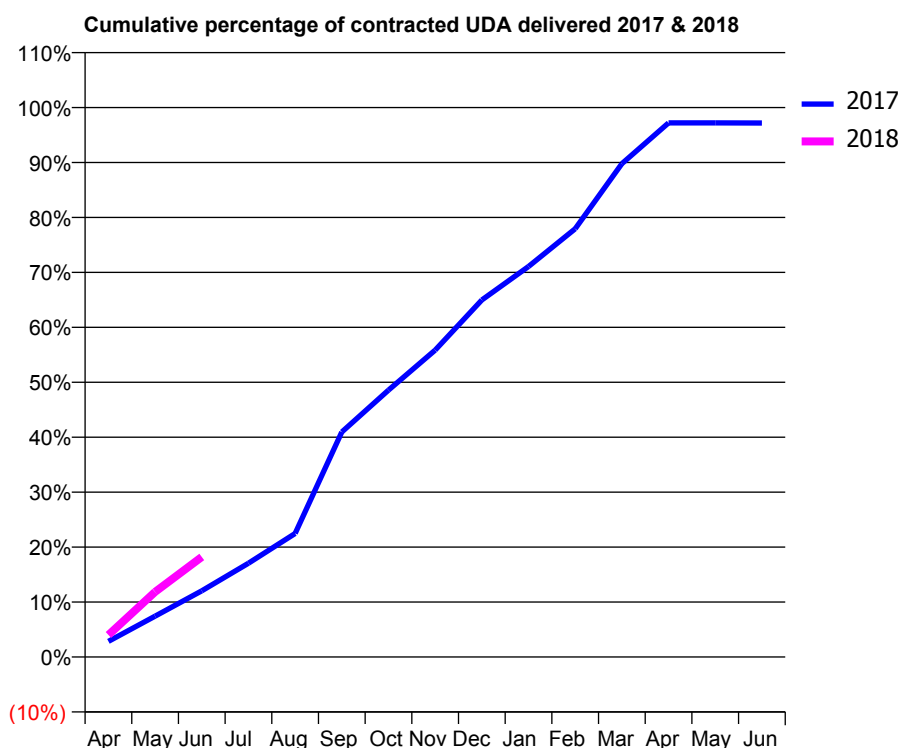
17/18 Contracted general activity (UDA)	15,102
Carry forward general activity (UDA)	0
17/18 Contracted orthodontic activity (UOA)	0
Carry forward orthodontic activity (UOA)	0
Baseline contract value	£377,933.77

ACCESS*

Patients seen in 24 months	Total	Change since previous quarter
Quarter ending June 2016	4,538	
Quarter ending September 2016	5,042	↑
Quarter ending December 2016	5,342	↑
Quarter ending March 2017	5,745	↑
Quarter ending June 2017	5,812	→
Variance since June 2016	28.1%	↑



ACTIVITY



Adjusted Scheduled Activity (UDA)		
Month	2017	2018
April	430	608
May	1,122	1,789
June	1,818	2,751
July	2,579	
August	3,395	
September	6,185	
October	7,334	
November	8,436	
December	9,812	
January	10,734	
February	11,769	
March	13,559	
April	14,680	
May	14,679	
June	14,676	

QUALITY

	Quantity	Base Number	Contract	AT	Region	England
% of FP17s for the same patient ID Re-attending within 3 months - Children	37	643	5.8%	9.4%	11.6%	12.0%
% of FP17s for the same patient ID Re-attending within 3 months - Adults	186	1,538	12.1%	13.7%	15.9%	16.0%
% of FP17s for the same patient ID Re-attending between 3 & 9 months - Children	370	643	57.5%	61.9%	60.4%	58.0%
% of FP17s for the same patient ID Re-attending between 3 & 9 months - Adults	858	1,538	55.8%	52.9%	52.3%	50.9%
% of FP17s for Band 1 Urgent Courses	82	1,621	5.1%	8.1%	9.5%	9.1%
% of FP17s Relating to Free Repair or Replacements	18	1,621	1.1%	0.8%	0.7%	0.8%
% of FP17s Relating to Continuations	8	1,621	0.5%	1.0%	1.0%	1.1%
% of Patients satisfied with the dentistry they have received	21	26	80.8%	92.0%	91.9%	91.7%
% of Patients satisfied with the time they had to wait for an appointment	21	26	80.8%	88.2%	88.0%	88.0%

* This is based on patients treated on this contract for their most recent course of treatment. Figures in italics indicate the base number of FP17s or Patient Questionnaire responses are less than 100. N/A is shown where the base number of responses is less than 10 during the period. % is calculated as Quantity/Base number*100

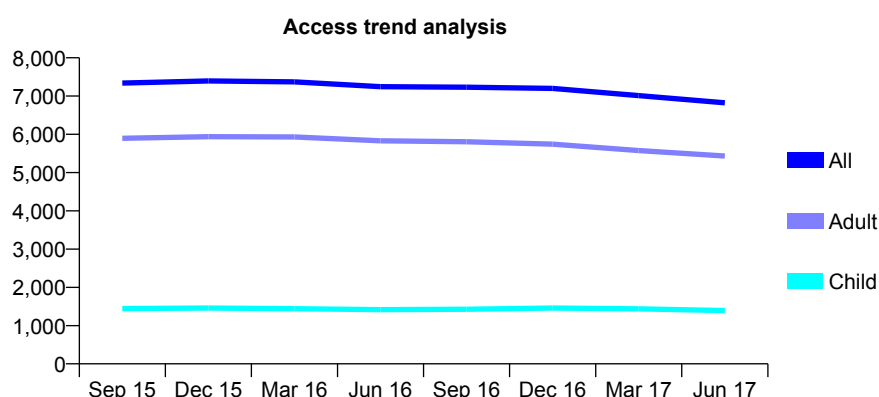
Q64 - Vital Signs At a Glance Contract Report for 107115/0001 - June 2017

Name or company name	IDH 324 & 325 Ltd
Contract type name	GDS Contract
Purpose of contract	General
Contract start date	01/10/2008
Contract end date	

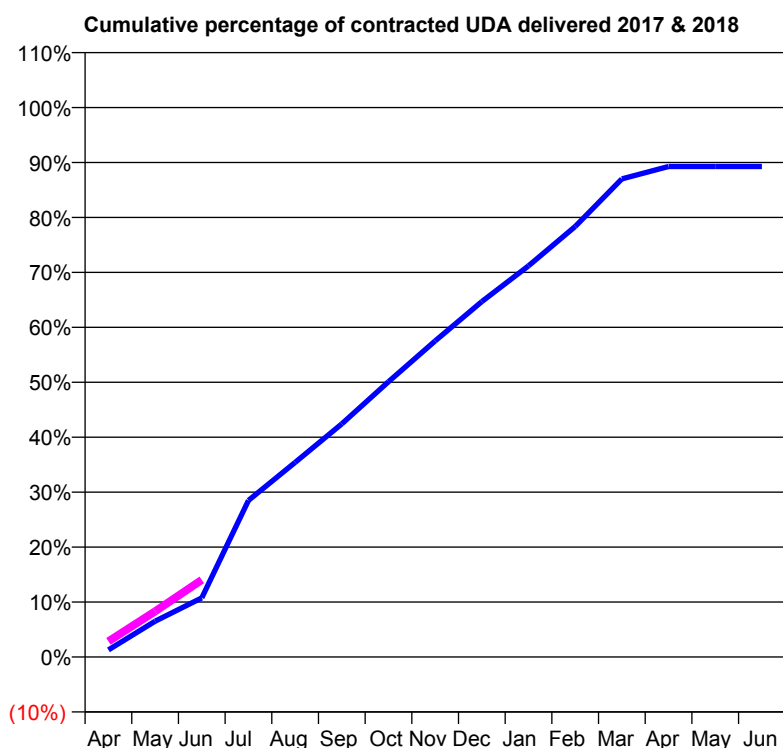
17/18 Contracted general activity (UDA)	22,226
Carry forward general activity (UDA)	0
17/18 Contracted orthodontic activity (UOA)	0
Carry forward orthodontic activity (UOA)	0
Baseline contract value	£623,550.87

ACCESS*

Patients seen in 24 months	Total	Change since previous quarter
Quarter ending June 2016	7,246	
Quarter ending September 2016	7,232	→
Quarter ending December 2016	7,201	→
Quarter ending March 2017	7,012	↓
Quarter ending June 2017	6,825	↓
Variance since June 2016	(5.8%)	↓



ACTIVITY



Adjusted Scheduled Activity (UDA)		
Month	2017	2018
April	290	635
May	1,448	1,845
June	2,392	3,121
July	6,333	
August	7,870	
September	9,429	
October	11,134	
November	12,786	
December	14,374	
January	15,824	
February	17,415	
March	19,338	
April	19,840	
May	19,839	
June	19,843	

QUALITY

	Quantity	Base Number	Contract	AT	Region	England
% of FP17s for the same patient ID Re-attending within 3 months - Children	14	407	3.4%	9.4%	11.6%	12.0%
% of FP17s for the same patient ID Re-attending within 3 months - Adults	214	1,631	13.1%	13.7%	15.9%	16.0%
% of FP17s for the same patient ID Re-attending between 3 & 9 months - Children	268	407	65.8%	61.9%	60.4%	58.0%
% of FP17s for the same patient ID Re-attending between 3 & 9 months - Adults	1,082	1,631	66.3%	52.9%	52.3%	50.9%
% of FP17s for Band 1 Urgent Courses	135	1,763	7.7%	8.1%	9.5%	9.1%
% of FP17s Relating to Free Repair or Replacements	8	1,763	0.5%	0.8%	0.7%	0.8%
% of FP17s Relating to Continuations	11	1,763	0.6%	1.0%	1.0%	1.1%
% of Patients satisfied with the dentistry they have received	26	28	92.9%	92.0%	91.9%	91.7%
% of Patients satisfied with the time they had to wait for an appointment	26	28	92.9%	88.2%	88.0%	88.0%

* This is based on patients treated on this contract for their most recent course of treatment. Figures in italics indicate the base number of FP17s or Patient Questionnaire responses are less than 100. N/A is shown where the base number of responses is less than 10 during the period. % is calculated as Quantity/Base number*100

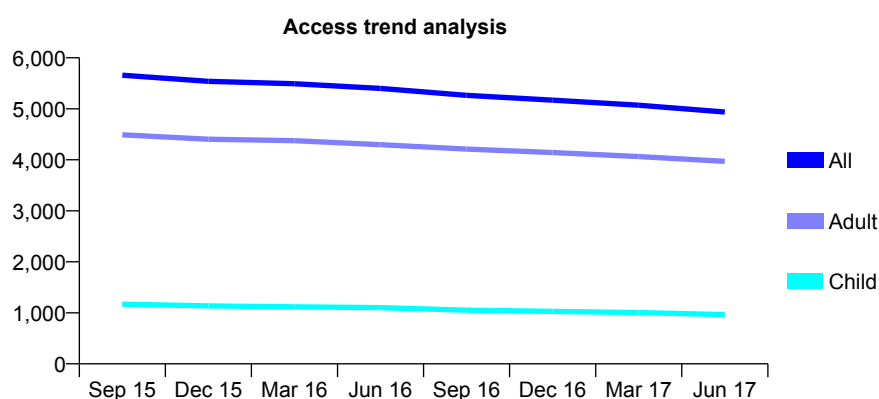
Q64 - Vital Signs At a Glance Contract Report for 107115/0002 - June 2017

Name or company name	IDH 324 & 325 Ltd
Contract type name	GDS Contract
Purpose of contract	General
Contract start date	01/10/2008
Contract end date	

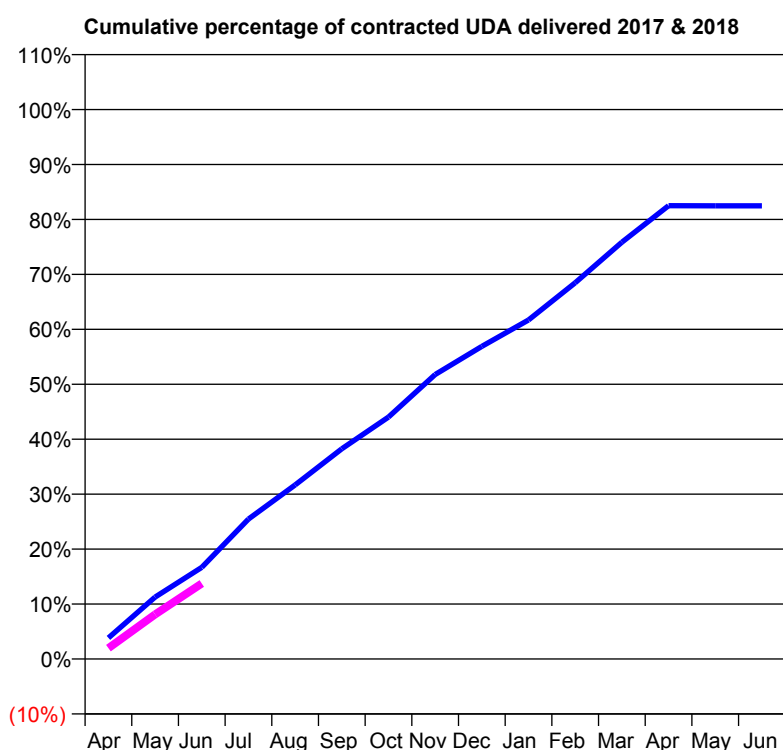
17/18 Contracted general activity (UDA)	15,000
Carry forward general activity (UDA)	0
17/18 Contracted orthodontic activity (UOA)	0
Carry forward orthodontic activity (UOA)	0
Baseline contract value	£385,357.52

ACCESS*

Patients seen in 24 months	Total	Change since previous quarter
Quarter ending June 2016	5,399	
Quarter ending September 2016	5,263	↓
Quarter ending December 2016	5,171	↓
Quarter ending March 2017	5,070	↓
Quarter ending June 2017	4,937	↓
Variance since June 2016	(8.6%)	↓



ACTIVITY



Adjusted Scheduled Activity (UDA)		
Month	2017	2018
April	576	295
May	1,690	1,218
June	2,501	2,062
July	3,821	
August	4,751	
September	5,738	
October	6,604	
November	7,765	
December	8,533	
January	9,255	
February	10,271	
March	11,378	
April	12,373	
May	12,371	
June	12,370	

QUALITY

	Quantity	Base Number	Contract	AT	Region	England
% of FP17s for the same patient ID Re-attending within 3 months - Children	18	342	5.3%	9.4%	11.6%	12.0%
% of FP17s for the same patient ID Re-attending within 3 months - Adults	185	1,322	14.0%	13.7%	15.9%	16.0%
% of FP17s for the same patient ID Re-attending between 3 & 9 months - Children	211	342	61.7%	61.9%	60.4%	58.0%
% of FP17s for the same patient ID Re-attending between 3 & 9 months - Adults	720	1,322	54.5%	52.9%	52.3%	50.9%
% of FP17s for Band 1 Urgent Courses	99	1,144	8.7%	8.1%	9.5%	9.1%
% of FP17s Relating to Free Repair or Replacements	14	1,144	1.2%	0.8%	0.7%	0.8%
% of FP17s Relating to Continuations	22	1,144	1.9%	1.0%	1.0%	1.1%
% of Patients satisfied with the dentistry they have received	27	31	87.1%	92.0%	91.9%	91.7%
% of Patients satisfied with the time they had to wait for an appointment	22	31	71.0%	88.2%	88.0%	88.0%

* This is based on patients treated on this contract for their most recent course of treatment. Figures in italics indicate the base number of FP17s or Patient Questionnaire responses are less than 100. N/A is shown where the base number of responses is less than 10 during the period. % is calculated as Quantity/Base number*100

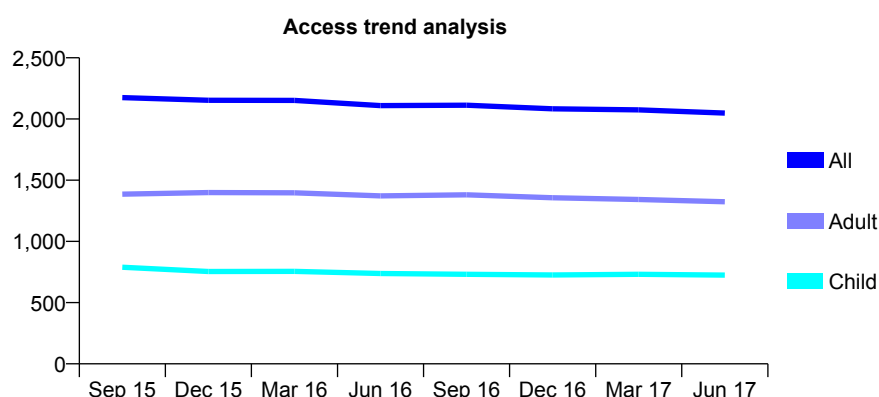
Q64 - Vital Signs At a Glance Contract Report for 108448/0001 - June 2017

Name or company name	Lyndhurst Dental Practice
Contract type name	GDS Contract
Purpose of contract	General
Contract start date	01/04/2006
Contract end date	

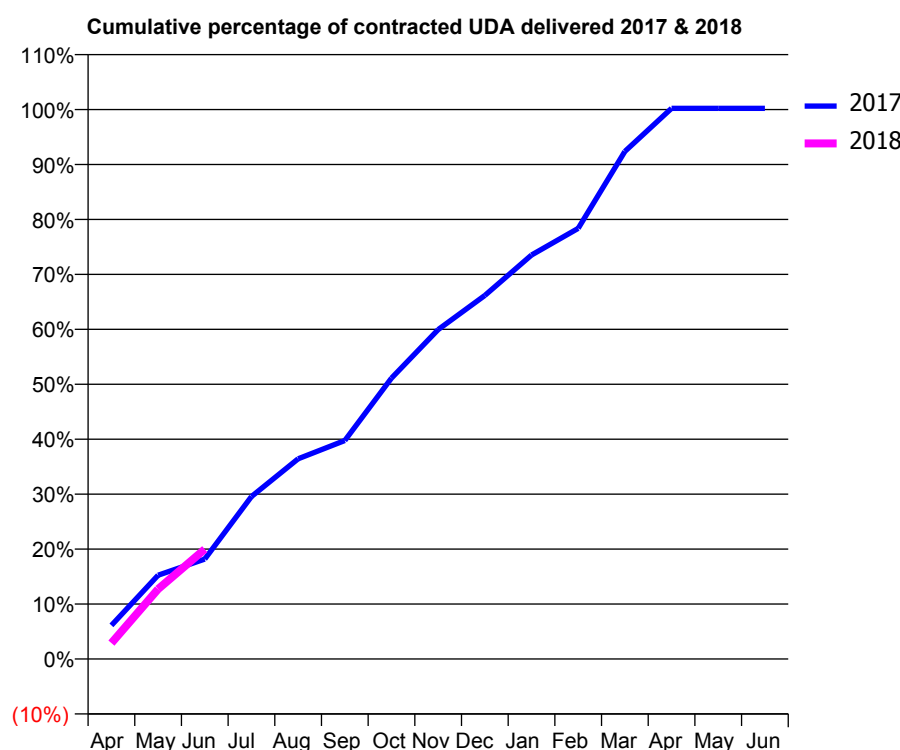
17/18 Contracted general activity (UDA)	4,400
Carry forward general activity (UDA)	0
17/18 Contracted orthodontic activity (UOA)	0
Carry forward orthodontic activity (UOA)	0
Baseline contract value	£93,172.42

ACCESS*

Patients seen in 24 months	Total	Change since previous quarter
Quarter ending June 2016	2,110	
Quarter ending September 2016	2,113	→
Quarter ending December 2016	2,083	↓
Quarter ending March 2017	2,075	→
Quarter ending June 2017	2,049	↓
Variance since June 2016	(2.9%)	↓



ACTIVITY



Adjusted Scheduled Activity (UDA)		
Month	2017	2018
April	309	127
May	769	560
June	917	879
July	1,492	
August	1,838	
September	2,005	
October	2,578	
November	3,024	
December	3,337	
January	3,709	
February	3,953	
March	4,659	
April	5,054	
May	5,054	
June	5,054	

QUALITY

	Quantity	Base Number	Contract	AT	Region	England
% of FP17s for the same patient ID Re-attending within 3 months - Children	14	295	4.7%	9.4%	11.6%	12.0%
% of FP17s for the same patient ID Re-attending within 3 months - Adults	38	472	8.1%	13.7%	15.9%	16.0%
% of FP17s for the same patient ID Re-attending between 3 & 9 months - Children	196	295	66.4%	61.9%	60.4%	58.0%
% of FP17s for the same patient ID Re-attending between 3 & 9 months - Adults	318	472	67.4%	52.9%	52.3%	50.9%
% of FP17s for Band 1 Urgent Courses	39	575	6.8%	8.1%	9.5%	9.1%
% of FP17s Relating to Free Repair or Replacements	0	575	0.0%	0.8%	0.7%	0.8%
% of FP17s Relating to Continuations	0	575	0.0%	1.0%	1.0%	1.1%
% of Patients satisfied with the dentistry they have received	2	2	N/A	92.0%	91.9%	91.7%
% of Patients satisfied with the time they had to wait for an appointment	2	2	N/A	88.2%	88.0%	88.0%

* This is based on patients treated on this contract for their most recent course of treatment. Figures in italics indicate the base number of FP17s or Patient Questionnaire responses are less than 100. N/A is shown where the base number of responses is less than 10 during the period. % is calculated as Quantity/Base number*100

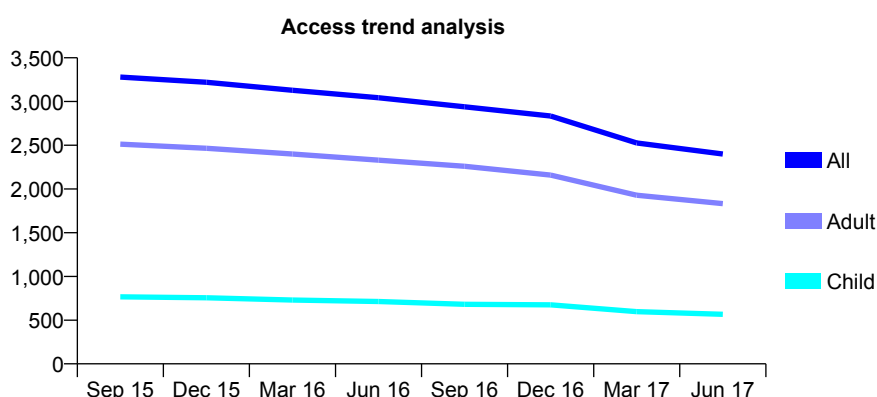
Q64 - Vital Signs At a Glance Contract Report for 108898/0001 - June 2017

Name or company name	MA Surgeries Limited
Contract type name	GDS Contract
Purpose of contract	General
Contract start date	01/04/2013
Contract end date	

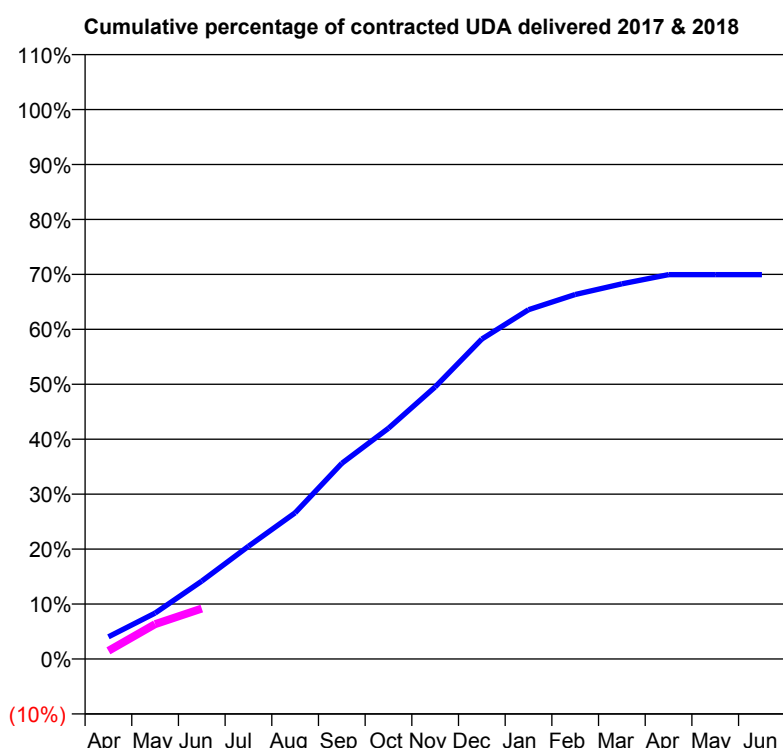
17/18 Contracted general activity (UDA)	9,900
Carry forward general activity (UDA)	0
17/18 Contracted orthodontic activity (UOA)	0
Carry forward orthodontic activity (UOA)	0
Baseline contract value	£231,146.35

ACCESS*

Patients seen in 24 months	Total	Change since previous quarter
Quarter ending June 2016	3,043	
Quarter ending September 2016	2,940	↓
Quarter ending December 2016	2,834	↓
Quarter ending March 2017	2,526	↓
Quarter ending June 2017	2,399	↓
Variance since June 2016	(21.2%)	↓



ACTIVITY



Adjusted Scheduled Activity (UDA)		
Month	2017	2018
April	399	148
May	827	629
June	1,404	909
July	2,030	
August	2,635	
September	3,525	
October	4,157	
November	4,903	
December	5,764	
January	6,292	
February	6,567	
March	6,758	
April	6,925	
May	6,925	
June	6,925	

QUALITY

	Quantity	Base Number	Contract	AT	Region	England
% of FP17s for the same patient ID Re-attending within 3 months - Children	2	130	1.5%	9.4%	11.6%	12.0%
% of FP17s for the same patient ID Re-attending within 3 months - Adults	32	373	8.6%	13.7%	15.9%	16.0%
% of FP17s for the same patient ID Re-attending between 3 & 9 months - Children	77	130	59.2%	61.9%	60.4%	58.0%
% of FP17s for the same patient ID Re-attending between 3 & 9 months - Adults	232	373	62.2%	52.9%	52.3%	50.9%
% of FP17s for Band 1 Urgent Courses	19	463	4.1%	8.1%	9.5%	9.1%
% of FP17s Relating to Free Repair or Replacements	0	463	0.0%	0.8%	0.7%	0.8%
% of FP17s Relating to Continuations	7	463	1.5%	1.0%	1.0%	1.1%
% of Patients satisfied with the dentistry they have received	7	9	N/A	92.0%	91.9%	91.7%
% of Patients satisfied with the time they had to wait for an appointment	8	9	N/A	88.2%	88.0%	88.0%

* This is based on patients treated on this contract for their most recent course of treatment. Figures in italics indicate the base number of FP17s or Patient Questionnaire responses are less than 100. N/A is shown where the base number of responses is less than 10 during the period. % is calculated as Quantity/Base number*100

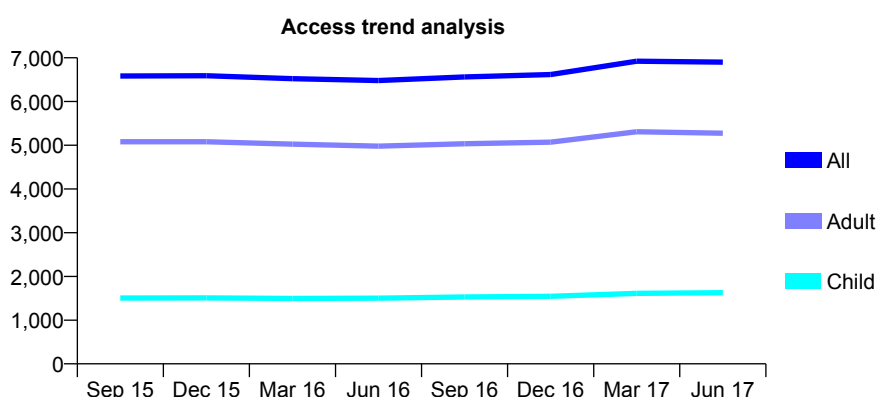
Q64 - Vital Signs At a Glance Contract Report for 108936/0001 - June 2017

Name or company name	Mrs J Starkey
Contract type name	GDS Contract
Purpose of contract	General
Contract start date	01/08/2012
Contract end date	

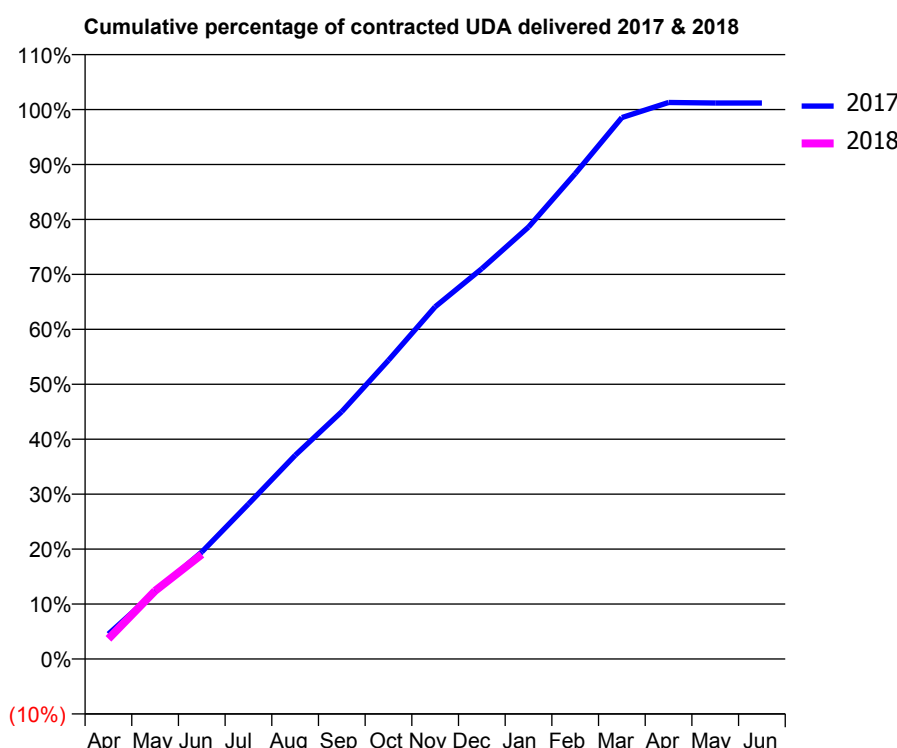
17/18 Contracted general activity (UDA)	20,000
Carry forward general activity (UDA)	0
17/18 Contracted orthodontic activity (UOA)	0
Carry forward orthodontic activity (UOA)	0
Baseline contract value	£521,675.49

ACCESS*

Patients seen in 24 months	Total	Change since previous quarter
Quarter ending June 2016	6,481	
Quarter ending September 2016	6,563	→
Quarter ending December 2016	6,617	→
Quarter ending March 2017	6,922	↑
Quarter ending June 2017	6,900	→
Variance since June 2016	6.5%	↑



ACTIVITY



Adjusted Scheduled Activity (UDA)		
Month	2017	2018
April	912	737
May	2,442	2,483
June	3,893	3,806
July	5,640	
August	7,413	
September	9,005	
October	10,876	
November	12,820	
December	14,209	
January	15,723	
February	17,665	
March	19,708	
April	20,255	
May	20,235	
June	20,236	

QUALITY

	Quantity	Base Number	Contract	AT	Region	England
% of FP17s for the same patient ID Re-attending within 3 months - Children	39	618	6.3%	9.4%	11.6%	12.0%
% of FP17s for the same patient ID Re-attending within 3 months - Adults	221	1,833	12.1%	13.7%	15.9%	16.0%
% of FP17s for the same patient ID Re-attending between 3 & 9 months - Children	408	618	66.0%	61.9%	60.4%	58.0%
% of FP17s for the same patient ID Re-attending between 3 & 9 months - Adults	1,232	1,833	67.2%	52.9%	52.3%	50.9%
% of FP17s for Band 1 Urgent Courses	107	2,154	5.0%	8.1%	9.5%	9.1%
% of FP17s Relating to Free Repair or Replacements	13	2,154	0.6%	0.8%	0.7%	0.8%
% of FP17s Relating to Continuations	8	2,154	0.4%	1.0%	1.0%	1.1%
% of Patients satisfied with the dentistry they have received	20	22	90.9%	92.0%	91.9%	91.7%
% of Patients satisfied with the time they had to wait for an appointment	19	22	86.4%	88.2%	88.0%	88.0%

* This is based on patients treated on this contract for their most recent course of treatment. Figures in italics indicate the base number of FP17s or Patient Questionnaire responses are less than 100. N/A is shown where the base number of responses is less than 10 during the period. % is calculated as Quantity/Base number*100

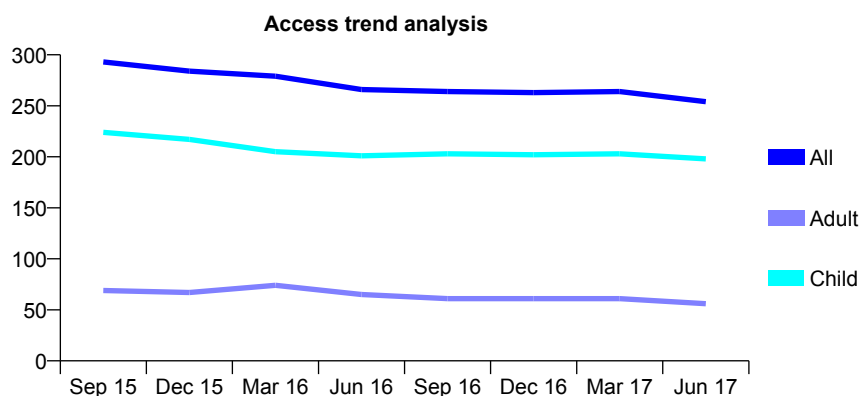
Q64 - Vital Signs At a Glance Contract Report for 109002/0001 - June 2017

Name or company name	Dr Dominic Killian Ltd
Contract type name	GDS Contract
Purpose of contract	General
Contract start date	01/10/2008
Contract end date	

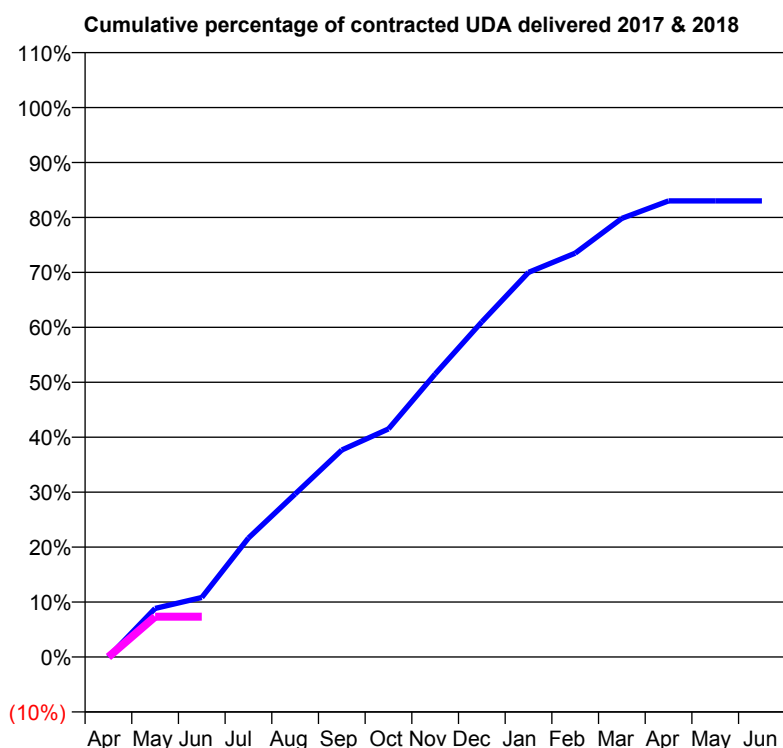
17/18 Contracted general activity (UDA)	600
Carry forward general activity (UDA)	0
17/18 Contracted orthodontic activity (UOA)	0
Carry forward orthodontic activity (UOA)	0
Baseline contract value	£16,329.94

ACCESS*

Patients seen in 24 months	Total	Change since previous quarter
Quarter ending June 2016	266	
Quarter ending September 2016	264	→
Quarter ending December 2016	263	→
Quarter ending March 2017	264	→
Quarter ending June 2017	254	↓
Variance since June 2016	(4.5%)	↓



ACTIVITY



Month	Adjusted Scheduled Activity (UDA)	
	2017	2018
April	0	0
May	53	44
June	65	44
July	130	
August	178	
September	226	
October	249	
November	309	
December	366	
January	420	
February	441	
March	479	
April	498	
May	498	
June	498	

QUALITY

	Quantity	Base Number	Contract	AT	Region	England
% of FP17s for the same patient ID Re-attending within 3 months - Children	2	44	4.5%	9.4%	11.6%	12.0%
% of FP17s for the same patient ID Re-attending within 3 months - Adults	0	3	0.0%	13.7%	15.9%	16.0%
% of FP17s for the same patient ID Re-attending between 3 & 9 months - Children	25	44	56.8%	61.9%	60.4%	58.0%
% of FP17s for the same patient ID Re-attending between 3 & 9 months - Adults	3	3	100.0%	52.9%	52.3%	50.9%
% of FP17s for Band 1 Urgent Courses	0	32	0.0%	8.1%	9.5%	9.1%
% of FP17s Relating to Free Repair or Replacements	0	32	0.0%	0.8%	0.7%	0.8%
% of FP17s Relating to Continuations	0	32	0.0%	1.0%	1.0%	1.1%
% of Patients satisfied with the dentistry they have received	0	0	N/A	92.0%	91.9%	91.7%
% of Patients satisfied with the time they had to wait for an appointment	0	0	N/A	88.2%	88.0%	88.0%

* This is based on patients treated on this contract for their most recent course of treatment. Figures in italics indicate the base number of FP17s or Patient Questionnaire responses are less than 100. N/A is shown where the base number of responses is less than 10 during the period. % is calculated as Quantity/Base number*100

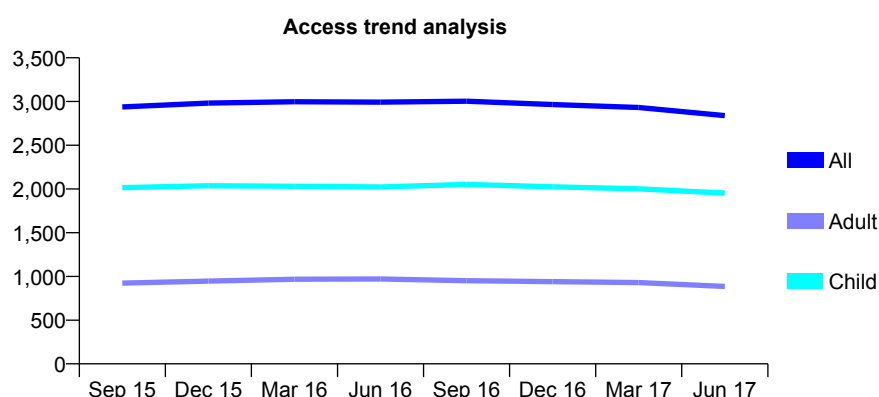
Q64 - Vital Signs At a Glance Contract Report for 113387/0001 - June 2017

Name or company name	Hanlon, Gardner Dental Surgeons
Contract type name	GDS Contract
Purpose of contract	General and Orthodontic
Contract start date	01/04/2006
Contract end date	

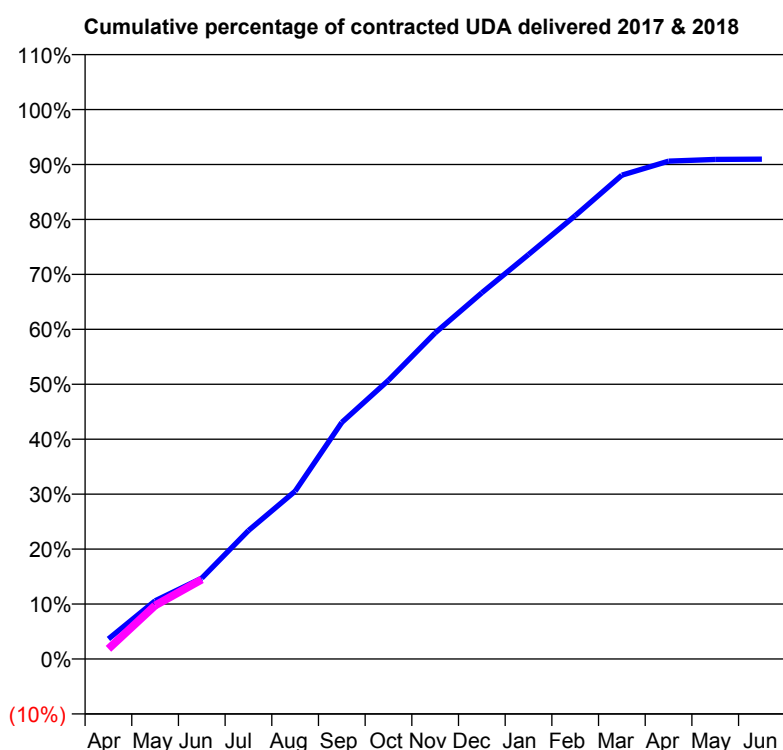
17/18 Contracted general activity (UDA)	6,000
Carry forward general activity (UDA)	0
17/18 Contracted orthodontic activity (UOA)	896
Carry forward orthodontic activity (UOA)	0
Baseline contract value	£188,745.31

ACCESS*

Patients seen in 24 months	Total	Change since previous quarter
Quarter ending June 2016	2,993	
Quarter ending September 2016	3,003	→
Quarter ending December 2016	2,965	↓
Quarter ending March 2017	2,932	↓
Quarter ending June 2017	2,839	↓
Variance since June 2016	(5.1%)	↓



ACTIVITY



Adjusted Scheduled Activity (UDA)		
Month	2017	2018
April	220	111
May	636	585
June	883	869
July	1,403	
August	1,833	
September	2,584	
October	3,044	
November	3,561	
December	3,999	
January	4,416	
February	4,841	
March	5,283	
April	5,435	
May	5,454	
June	5,457	

QUALITY

	Quantity	Base Number	Contract	AT	Region	England
% of FP17s for the same patient ID Re-attending within 3 months - Children	85	623	13.6%	9.4%	11.6%	12.0%
% of FP17s for the same patient ID Re-attending within 3 months - Adults	28	177	15.8%	13.7%	15.9%	16.0%
% of FP17s for the same patient ID Re-attending between 3 & 9 months - Children	400	623	64.2%	61.9%	60.4%	58.0%
% of FP17s for the same patient ID Re-attending between 3 & 9 months - Adults	95	177	53.7%	52.9%	52.3%	50.9%
% of FP17s for Band 1 Urgent Courses	24	651	3.7%	8.1%	9.5%	9.1%
% of FP17s Relating to Free Repair or Replacements	0	651	0.0%	0.8%	0.7%	0.8%
% of FP17s Relating to Continuations	15	651	2.3%	1.0%	1.0%	1.1%
% of Patients satisfied with the dentistry they have received	6	6	N/A	92.0%	91.9%	91.7%
% of Patients satisfied with the time they had to wait for an appointment	6	6	N/A	88.2%	88.0%	88.0%

* This is based on patients treated on this contract for their most recent course of treatment. Figures in italics indicate the base number of FP17s or Patient Questionnaire responses are less than 100. N/A is shown where the base number of responses is less than 10 during the period. % is calculated as Quantity/Base number*100

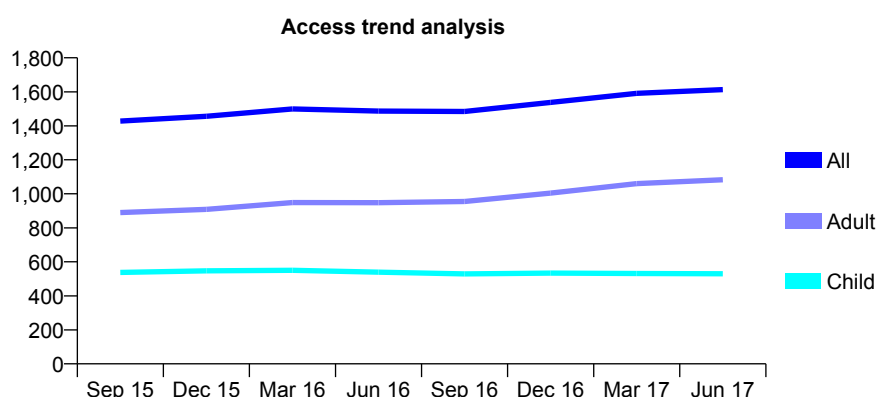
Q64 - Vital Signs At a Glance Contract Report for 114588/0001 - June 2017

Name or company name	Ferndale Dental Clinic Limited
Contract type name	GDS Contract
Purpose of contract	General
Contract start date	01/04/2008
Contract end date	

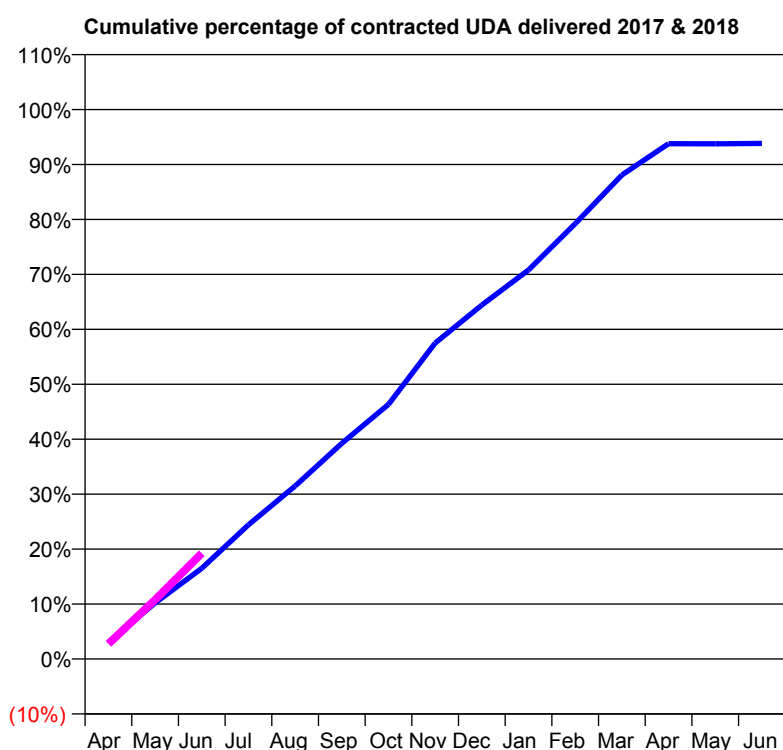
17/18 Contracted general activity (UDA)	6,764
Carry forward general activity (UDA)	0
17/18 Contracted orthodontic activity (UOA)	0
Carry forward orthodontic activity (UOA)	0
Baseline contract value	£163,464.03

ACCESS*

Patients seen in 24 months	Total	Change since previous quarter
Quarter ending June 2016	1,487	
Quarter ending September 2016	1,484	→
Quarter ending December 2016	1,538	↑
Quarter ending March 2017	1,591	↑
Quarter ending June 2017	1,613	→
Variance since June 2016	8.5%	↑



ACTIVITY



Adjusted Scheduled Activity (UDA)		
Month	2017	2018
April	205	186
May	689	730
June	1,118	1,303
July	1,652	
August	2,129	
September	2,656	
October	3,134	
November	3,889	
December	4,358	
January	4,789	
February	5,359	
March	5,958	
April	6,343	
May	6,341	
June	6,346	

QUALITY

	Quantity	Base Number	Contract	AT	Region	England
% of FP17s for the same patient ID Re-attending within 3 months - Children	12	222	5.4%	9.4%	11.6%	12.0%
% of FP17s for the same patient ID Re-attending within 3 months - Adults	47	426	11.0%	13.7%	15.9%	16.0%
% of FP17s for the same patient ID Re-attending between 3 & 9 months - Children	163	222	73.4%	61.9%	60.4%	58.0%
% of FP17s for the same patient ID Re-attending between 3 & 9 months - Adults	264	426	62.0%	52.9%	52.3%	50.9%
% of FP17s for Band 1 Urgent Courses	33	506	6.5%	8.1%	9.5%	9.1%
% of FP17s Relating to Free Repair or Replacements	0	506	0.0%	0.8%	0.7%	0.8%
% of FP17s Relating to Continuations	1	506	0.2%	1.0%	1.0%	1.1%
% of Patients satisfied with the dentistry they have received	2	2	N/A	92.0%	91.9%	91.7%
% of Patients satisfied with the time they had to wait for an appointment	2	2	N/A	88.2%	88.0%	88.0%

* This is based on patients treated on this contract for their most recent course of treatment. Figures in italics indicate the base number of FP17s or Patient Questionnaire responses are less than 100. N/A is shown where the base number of responses is less than 10 during the period. % is calculated as Quantity/Base number*100

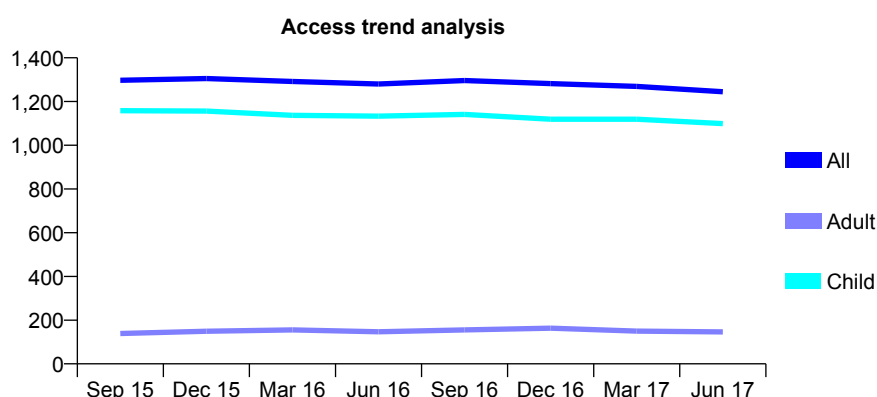
Q64 - Vital Signs At a Glance Contract Report for 117617/0001 - June 2017

Name or company name	Barley Mow Dental Care
Contract type name	GDS Contract
Purpose of contract	General
Contract start date	01/04/2006
Contract end date	

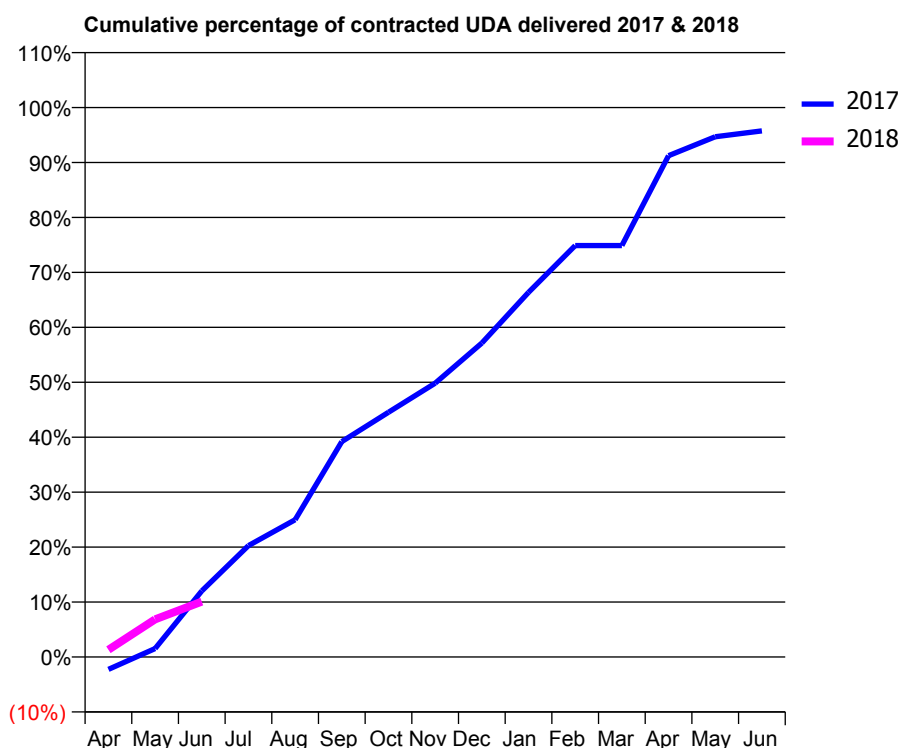
17/18 Contracted general activity (UDA)	3,100
Carry forward general activity (UDA)	0
17/18 Contracted orthodontic activity (UOA)	0
Carry forward orthodontic activity (UOA)	0
Baseline contract value	£73,828.96

ACCESS*

Patients seen in 24 months	Total	Change since previous quarter
Quarter ending June 2016	1,280	
Quarter ending September 2016	1,296	→
Quarter ending December 2016	1,282	↓
Quarter ending March 2017	1,269	↓
Quarter ending June 2017	1,245	↓
Variance since June 2016	(2.7%)	↓



ACTIVITY



Adjusted Scheduled Activity (UDA)		
Month	2017	2018
April	-71	41
May	48	212
June	372	313
July	629	
August	774	
September	1,215	
October	1,381	
November	1,545	
December	1,771	
January	2,057	
February	2,321	
March	2,321	
April	2,828	
May	2,935	
June	2,968	

QUALITY

	Quantity	Base Number	Contract	AT	Region	England
% of FP17s for the same patient ID Re-attending within 3 months - Children	76	663	11.5%	9.4%	11.6%	12.0%
% of FP17s for the same patient ID Re-attending within 3 months - Adults	1	23	4.3%	13.7%	15.9%	16.0%
% of FP17s for the same patient ID Re-attending between 3 & 9 months - Children	409	663	61.7%	61.9%	60.4%	58.0%
% of FP17s for the same patient ID Re-attending between 3 & 9 months - Adults	15	23	65.2%	52.9%	52.3%	50.9%
% of FP17s for Band 1 Urgent Courses	13	226	5.8%	8.1%	9.5%	9.1%
% of FP17s Relating to Free Repair or Replacements	0	226	0.0%	0.8%	0.7%	0.8%
% of FP17s Relating to Continuations	0	226	0.0%	1.0%	1.0%	1.1%
% of Patients satisfied with the dentistry they have received	0	0	N/A	92.0%	91.9%	91.7%
% of Patients satisfied with the time they had to wait for an appointment	0	0	N/A	88.2%	88.0%	88.0%

* This is based on patients treated on this contract for their most recent course of treatment. Figures in italics indicate the base number of FP17s or Patient Questionnaire responses are less than 100. N/A is shown where the base number of responses is less than 10 during the period. % is calculated as Quantity/Base number*100

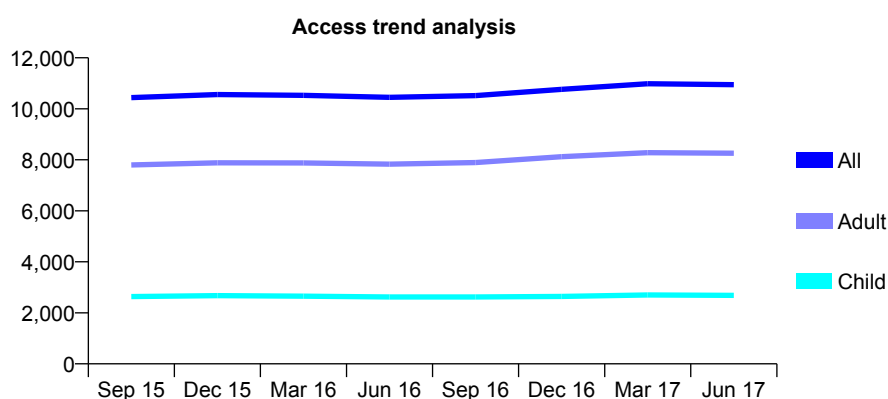
Q64 - Vital Signs At a Glance Contract Report for 117811/0001 - June 2017

Name or company name	Chipping Manor Dental Practice Ltd.
Contract type name	GDS Contract
Purpose of contract	General
Contract start date	01/04/2008
Contract end date	

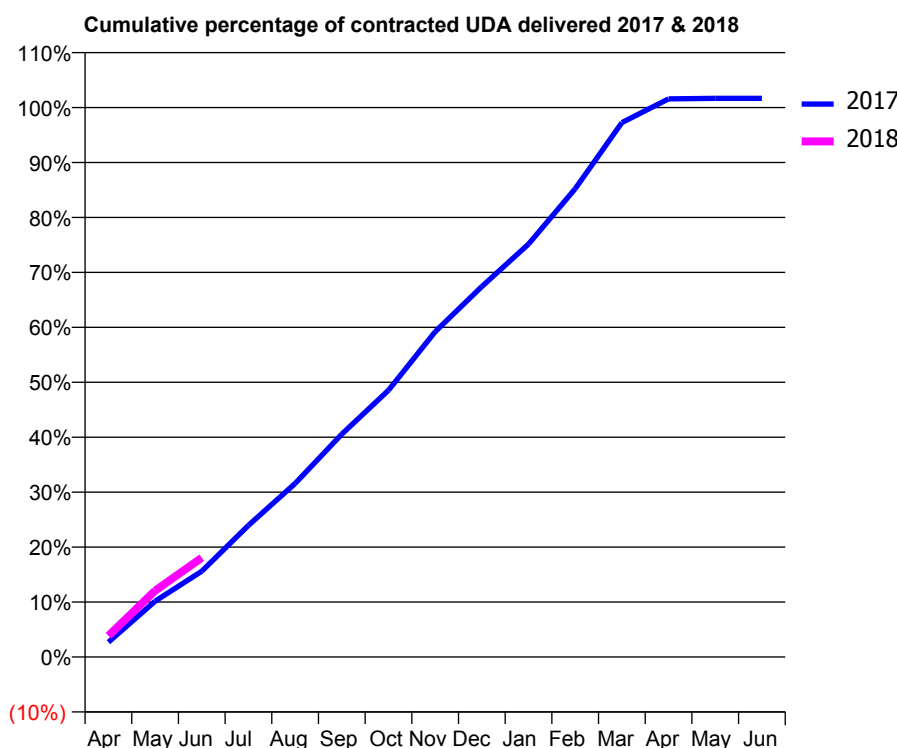
17/18 Contracted general activity (UDA)	33,004
Carry forward general activity (UDA)	0
17/18 Contracted orthodontic activity (UOA)	0
Carry forward orthodontic activity (UOA)	0
Baseline contract value	£894,559.02

ACCESS*

Patients seen in 24 months	Total	Change since previous quarter
Quarter ending June 2016	10,452	
Quarter ending September 2016	10,519	→
Quarter ending December 2016	10,762	↑
Quarter ending March 2017	10,981	↑
Quarter ending June 2017	10,944	→
Variance since June 2016	4.7%	↑



ACTIVITY



Month	Adjusted Scheduled Activity (UDA)	
	2017	2018
April	893	1,281
May	3,355	3,984
June	5,153	5,960
July	7,907	
August	10,422	
September	13,389	
October	16,024	
November	19,538	
December	22,249	
January	24,800	
February	28,122	
March	32,099	
April	33,524	
May	33,557	
June	33,553	

QUALITY

	Quantity	Base Number	Contract	AT	Region	England
% of FP17s for the same patient ID Re-attending within 3 months - Children	58	970	6.0%	9.4%	11.6%	12.0%
% of FP17s for the same patient ID Re-attending within 3 months - Adults	349	2,505	13.9%	13.7%	15.9%	16.0%
% of FP17s for the same patient ID Re-attending between 3 & 9 months - Children	650	970	67.0%	61.9%	60.4%	58.0%
% of FP17s for the same patient ID Re-attending between 3 & 9 months - Adults	1,209	2,505	48.3%	52.9%	52.3%	50.9%
% of FP17s for Band 1 Urgent Courses	281	2,716	10.3%	8.1%	9.5%	9.1%
% of FP17s Relating to Free Repair or Replacements	50	2,716	1.8%	0.8%	0.7%	0.8%
% of FP17s Relating to Continuations	10	2,716	0.4%	1.0%	1.0%	1.1%
% of Patients satisfied with the dentistry they have received	48	51	94.1%	92.0%	91.9%	91.7%
% of Patients satisfied with the time they had to wait for an appointment	45	51	88.2%	88.2%	88.0%	88.0%

* This is based on patients treated on this contract for their most recent course of treatment. Figures in italics indicate the base number of FP17s or Patient Questionnaire responses are less than 100. N/A is shown where the base number of responses is less than 10 during the period. % is calculated as Quantity/Base number*100

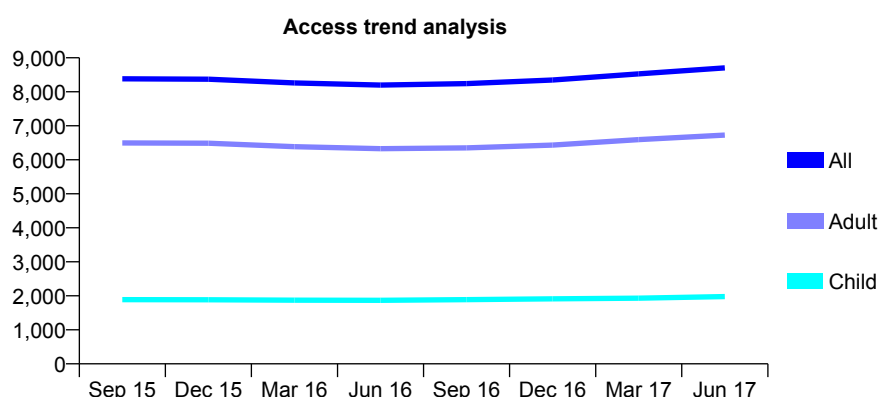
Q64 - Vital Signs At a Glance Contract Report for 117811/0002 - June 2017

Name or company name	Chipping Manor Dental Practice Ltd.
Contract type name	GDS Contract
Purpose of contract	General
Contract start date	17/09/2008
Contract end date	

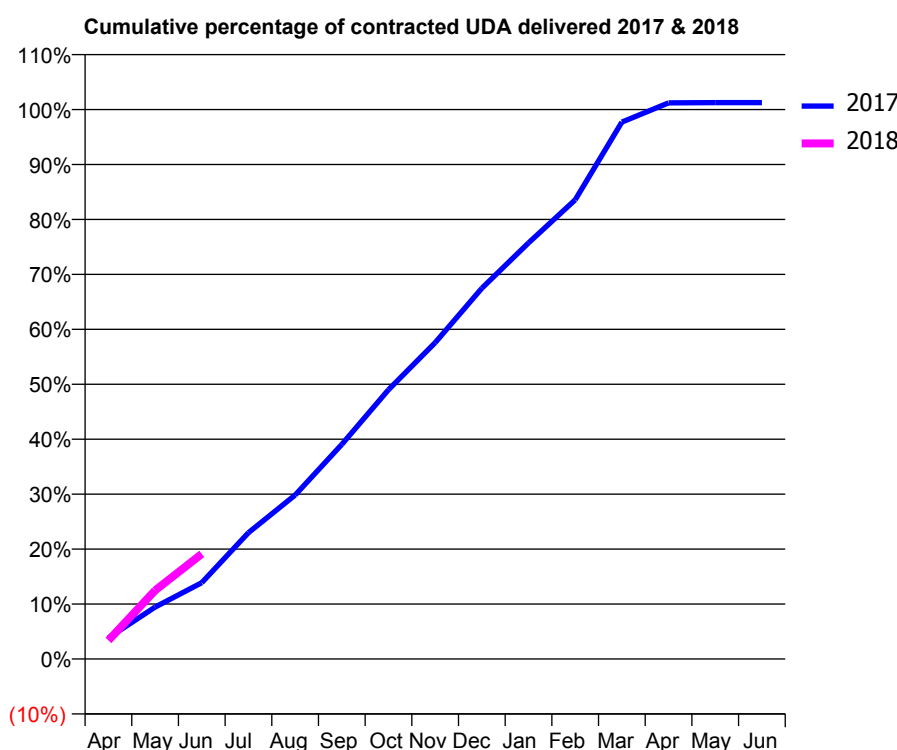
17/18 Contracted general activity (UDA)	26,100
Carry forward general activity (UDA)	0
17/18 Contracted orthodontic activity (UOA)	0
Carry forward orthodontic activity (UOA)	0
Baseline contract value	£676,201.44

ACCESS*

Patients seen in 24 months	Total	Change since previous quarter
Quarter ending June 2016	8,198	
Quarter ending September 2016	8,240	→
Quarter ending December 2016	8,346	→
Quarter ending March 2017	8,529	↑
Quarter ending June 2017	8,705	↑
Variance since June 2016	6.2%	↑



ACTIVITY



Adjusted Scheduled Activity (UDA)		
Month	2017	2018
April	1,006	886
May	2,468	3,258
June	3,629	4,997
July	5,999	
August	7,790	
September	10,191	
October	12,791	
November	15,027	
December	17,608	
January	19,762	
February	21,808	
March	25,506	
April	26,417	
May	26,429	
June	26,426	

QUALITY

	Quantity	Base Number	Contract	AT	Region	England
% of FP17s for the same patient ID Re-attending within 3 months - Children	49	715	6.9%	9.4%	11.6%	12.0%
% of FP17s for the same patient ID Re-attending within 3 months - Adults	233	2,053	11.3%	13.7%	15.9%	16.0%
% of FP17s for the same patient ID Re-attending between 3 & 9 months - Children	488	715	68.3%	61.9%	60.4%	58.0%
% of FP17s for the same patient ID Re-attending between 3 & 9 months - Adults	995	2,053	48.5%	52.9%	52.3%	50.9%
% of FP17s for Band 1 Urgent Courses	130	2,353	5.5%	8.1%	9.5%	9.1%
% of FP17s Relating to Free Repair or Replacements	53	2,353	2.3%	0.8%	0.7%	0.8%
% of FP17s Relating to Continuations	34	2,353	1.4%	1.0%	1.0%	1.1%
% of Patients satisfied with the dentistry they have received	30	31	96.8%	92.0%	91.9%	91.7%
% of Patients satisfied with the time they had to wait for an appointment	29	31	93.5%	88.2%	88.0%	88.0%

* This is based on patients treated on this contract for their most recent course of treatment. Figures in italics indicate the base number of FP17s or Patient Questionnaire responses are less than 100. N/A is shown where the base number of responses is less than 10 during the period. % is calculated as Quantity/Base number*100

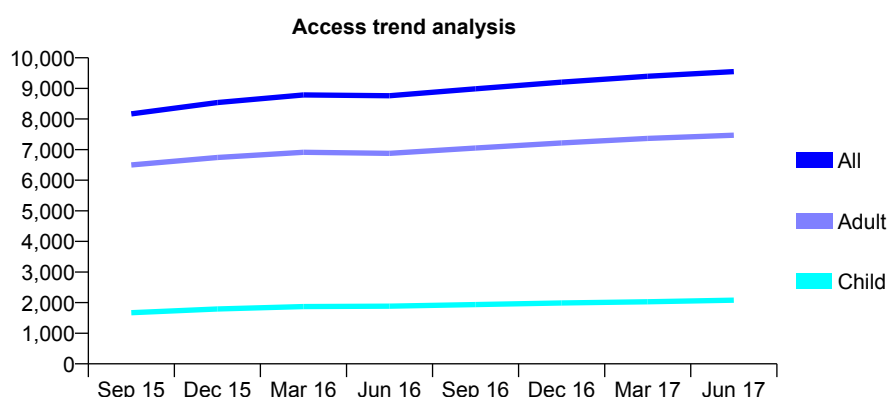
Q64 - Vital Signs At a Glance Contract Report for 118060/0029 - June 2017

Name or company name	Genix Healthcare Ltd
Contract type name	PDS Plus Contract
Purpose of contract	General
Contract start date	15/09/2011
Contract end date	14/09/2018

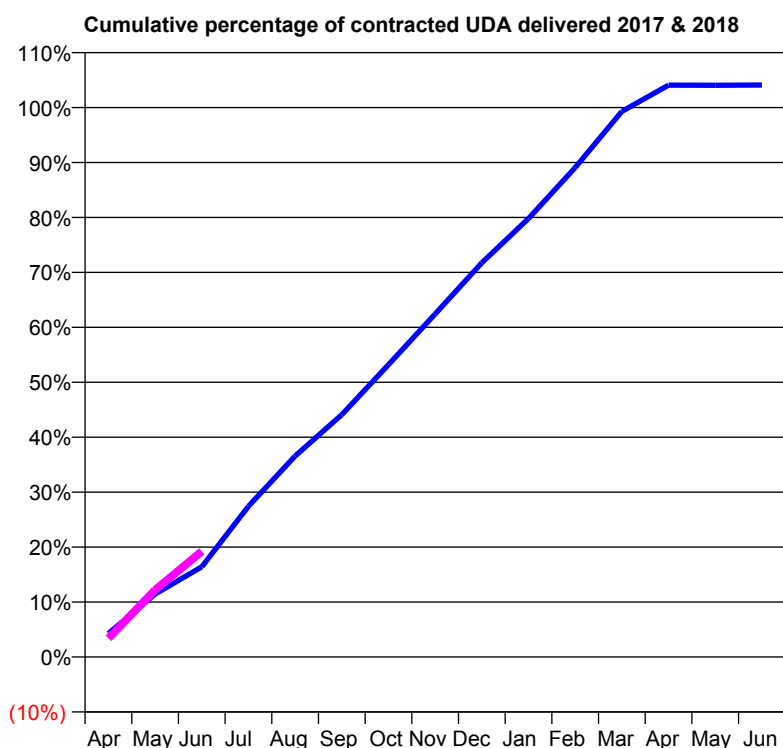
17/18 Contracted general activity (UDA)	24,000
Carry forward general activity (UDA)	0
17/18 Contracted orthodontic activity (UOA)	0
Carry forward orthodontic activity (UOA)	0
Baseline contract value	£330,109.31

ACCESS*

Patients seen in 24 months	Total	Change since previous quarter
Quarter ending June 2016	8,759	
Quarter ending September 2016	8,989	↑
Quarter ending December 2016	9,206	↑
Quarter ending March 2017	9,398	↑
Quarter ending June 2017	9,550	→
Variance since June 2016	9.0%	↑



ACTIVITY



Month	Adjusted Scheduled Activity (UDA)	
	2017	2018
April	1,028	817
May	2,751	2,932
June	3,938	4,614
July	6,582	
August	8,780	
September	10,585	
October	12,767	
November	14,981	
December	17,218	
January	19,153	
February	21,375	
March	23,830	
April	24,974	
May	24,973	
June	24,981	

QUALITY

	Quantity	Base Number	Contract	AT	Region	England
% of FP17s for the same patient ID Re-attending within 3 months - Children	18	686	2.6%	9.4%	11.6%	12.0%
% of FP17s for the same patient ID Re-attending within 3 months - Adults	230	2,188	10.5%	13.7%	15.9%	16.0%
% of FP17s for the same patient ID Re-attending between 3 & 9 months - Children	432	686	63.0%	61.9%	60.4%	58.0%
% of FP17s for the same patient ID Re-attending between 3 & 9 months - Adults	1,001	2,188	45.7%	52.9%	52.3%	50.9%
% of FP17s for Band 1 Urgent Courses	104	2,423	4.3%	8.1%	9.5%	9.1%
% of FP17s Relating to Free Repair or Replacements	25	2,423	1.0%	0.8%	0.7%	0.8%
% of FP17s Relating to Continuations	13	2,423	0.5%	1.0%	1.0%	1.1%
% of Patients satisfied with the dentistry they have received	30	38	78.9%	92.0%	91.9%	91.7%
% of Patients satisfied with the time they had to wait for an appointment	31	38	81.6%	88.2%	88.0%	88.0%

* This is based on patients treated on this contract for their most recent course of treatment. Figures in italics indicate the base number of FP17s or Patient Questionnaire responses are less than 100. N/A is shown where the base number of responses is less than 10 during the period. % is calculated as Quantity/Base number*100

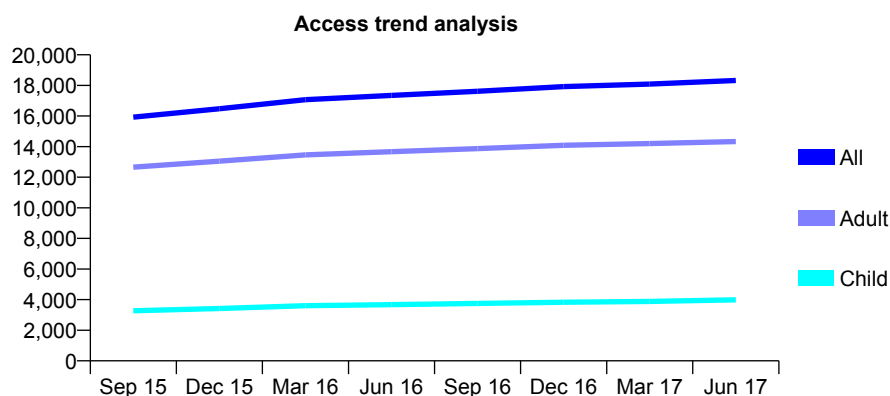
Q64 - Vital Signs At a Glance Contract Report for 118060/0030 - June 2017

Name or company name	Genix Healthcare Ltd
Contract type name	PDS Plus Contract
Purpose of contract	General
Contract start date	03/11/2011
Contract end date	02/11/2018

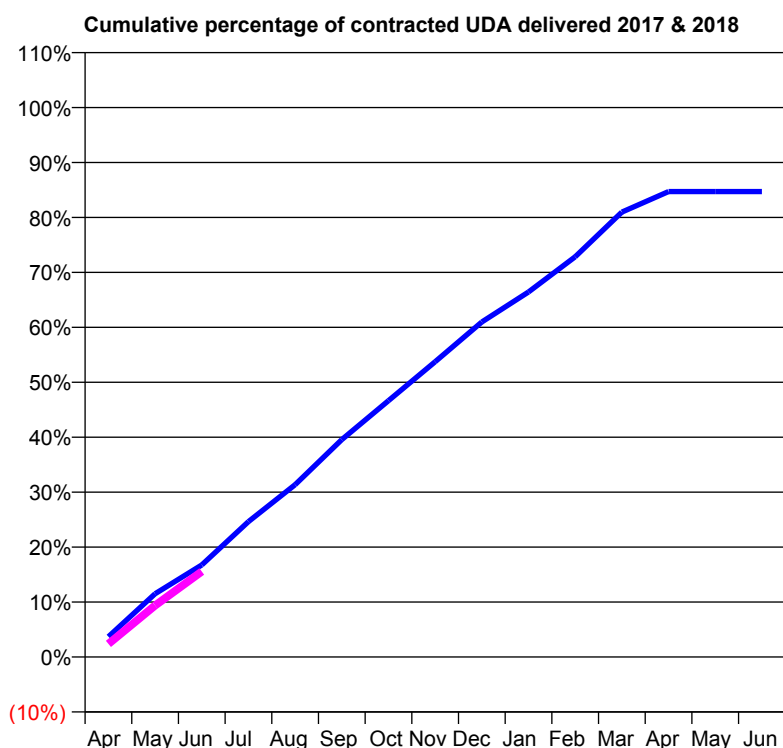
17/18 Contracted general activity (UDA)	58,000
Carry forward general activity (UDA)	0
17/18 Contracted orthodontic activity (UOA)	0
Carry forward orthodontic activity (UOA)	0
Baseline contract value	£735,194.44

ACCESS*

Patients seen in 24 months	Total	Change since previous quarter
Quarter ending June 2016	17,348	
Quarter ending September 2016	17,619	→
Quarter ending December 2016	17,919	→
Quarter ending March 2017	18,083	→
Quarter ending June 2017	18,320	→
Variance since June 2016	5.6%	↑



ACTIVITY



Adjusted Scheduled Activity (UDA)		
Month	2017	2018
April	2,150	1,392
May	6,676	5,439
June	9,726	9,032
July	14,288	
August	18,190	
September	22,950	
October	27,054	
November	31,169	
December	35,370	
January	38,524	
February	42,248	
March	46,960	
April	49,128	
May	49,127	
June	49,123	

QUALITY

	Quantity	Base Number	Contract	AT	Region	England
% of FP17s for the same patient ID Re-attending within 3 months - Children	102	1,380	7.4%	9.4%	11.6%	12.0%
% of FP17s for the same patient ID Re-attending within 3 months - Adults	437	3,877	11.3%	13.7%	15.9%	16.0%
% of FP17s for the same patient ID Re-attending between 3 & 9 months - Children	802	1,380	58.1%	61.9%	60.4%	58.0%
% of FP17s for the same patient ID Re-attending between 3 & 9 months - Adults	1,994	3,877	51.4%	52.9%	52.3%	50.9%
% of FP17s for Band 1 Urgent Courses	429	4,354	9.9%	8.1%	9.5%	9.1%
% of FP17s Relating to Free Repair or Replacements	30	4,354	0.7%	0.8%	0.7%	0.8%
% of FP17s Relating to Continuations	20	4,354	0.5%	1.0%	1.0%	1.1%
% of Patients satisfied with the dentistry they have received	40	44	90.9%	92.0%	91.9%	91.7%
% of Patients satisfied with the time they had to wait for an appointment	41	44	93.2%	88.2%	88.0%	88.0%

* This is based on patients treated on this contract for their most recent course of treatment. Figures in italics indicate the base number of FP17s or Patient Questionnaire responses are less than 100. N/A is shown where the base number of responses is less than 10 during the period. % is calculated as Quantity/Base number*100

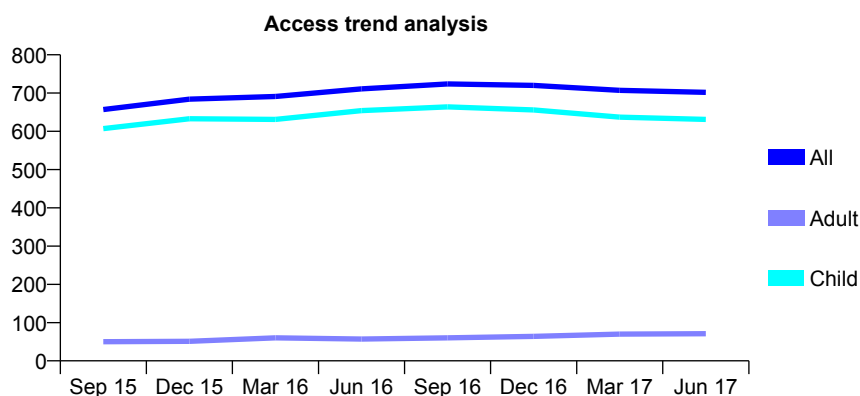
Q64 - Vital Signs At a Glance Contract Report for 118222/0002 - June 2017

Name or company name	Long Street Dental
Contract type name	GDS Contract
Purpose of contract	General
Contract start date	01/05/2006
Contract end date	

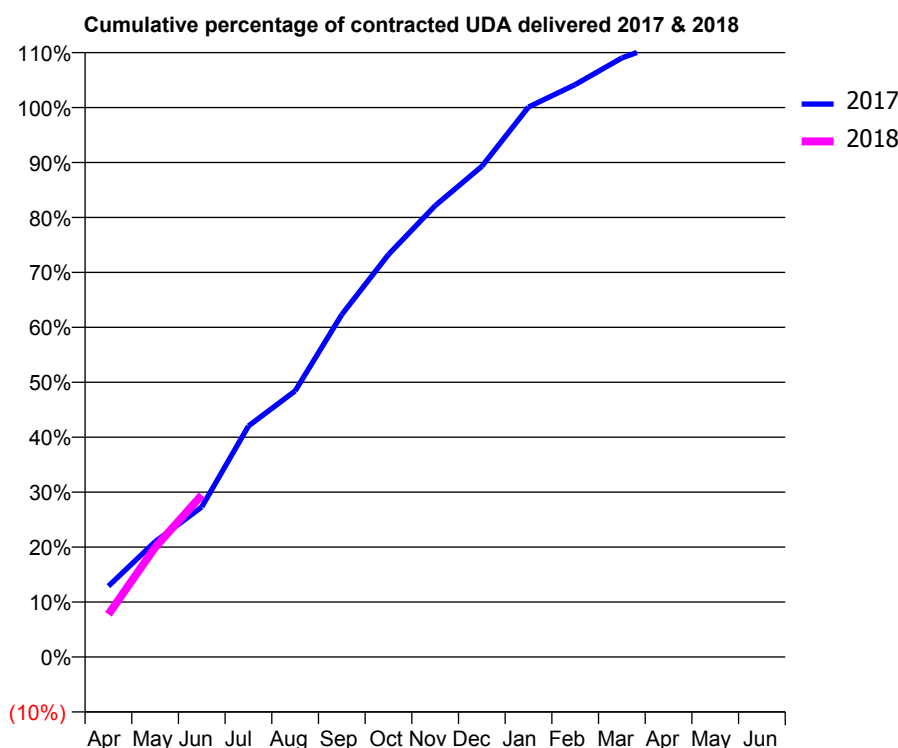
17/18 Contracted general activity (UDA)	1,300
Carry forward general activity (UDA)	0
17/18 Contracted orthodontic activity (UOA)	0
Carry forward orthodontic activity (UOA)	0
Baseline contract value	£34,089.04

ACCESS*

Patients seen in 24 months	Total	Change since previous quarter
Quarter ending June 2016	711	
Quarter ending September 2016	724	→
Quarter ending December 2016	720	→
Quarter ending March 2017	707	↓
Quarter ending June 2017	702	→
Variance since June 2016	(1.3%)	↓



ACTIVITY



Adjusted Scheduled Activity (UDA)		
Month	2017	2018
April	168	101
May	273	260
June	355	383
July	547	
August	630	
September	810	
October	952	
November	1,068	
December	1,161	
January	1,301	
February	1,354	
March	1,417	
April	1,457	
May	1,461	
June	1,462	

QUALITY

	Quantity	Base Number	Contract	AT	Region	England
% of FP17s for the same patient ID Re-attending within 3 months - Children	16	359	4.5%	9.4%	11.6%	12.0%
% of FP17s for the same patient ID Re-attending within 3 months - Adults	0	0	N/A	13.7%	15.9%	16.0%
% of FP17s for the same patient ID Re-attending between 3 & 9 months - Children	292	359	81.3%	61.9%	60.4%	58.0%
% of FP17s for the same patient ID Re-attending between 3 & 9 months - Adults	0	0	N/A	52.9%	52.3%	50.9%
% of FP17s for Band 1 Urgent Courses	5	325	1.5%	8.1%	9.5%	9.1%
% of FP17s Relating to Free Repair or Replacements	0	325	0.0%	0.8%	0.7%	0.8%
% of FP17s Relating to Continuations	5	325	1.5%	1.0%	1.0%	1.1%
% of Patients satisfied with the dentistry they have received	2	2	N/A	92.0%	91.9%	91.7%
% of Patients satisfied with the time they had to wait for an appointment	1	2	N/A	88.2%	88.0%	88.0%

* This is based on patients treated on this contract for their most recent course of treatment. Figures in italics indicate the base number of FP17s or Patient Questionnaire responses are less than 100. N/A is shown where the base number of responses is less than 10 during the period. % is calculated as Quantity/Base number*100

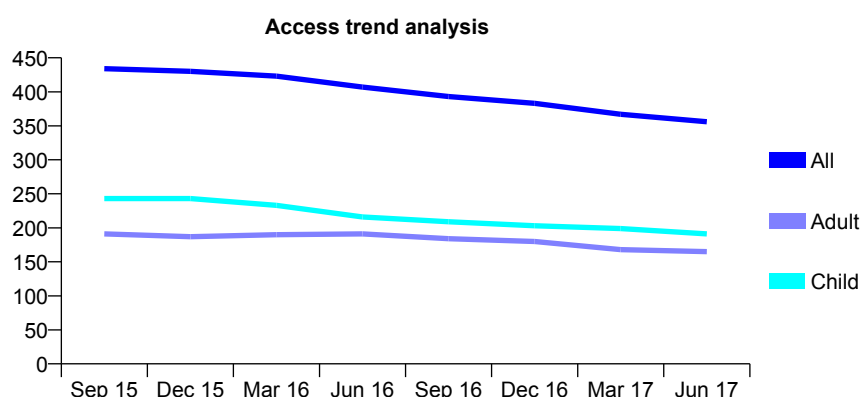
Q64 - Vital Signs At a Glance Contract Report for 119504/0001 - June 2017

Name or company name	Mr CS Lambert-Rose
Contract type name	GDS Contract
Purpose of contract	General
Contract start date	18/05/2012
Contract end date	

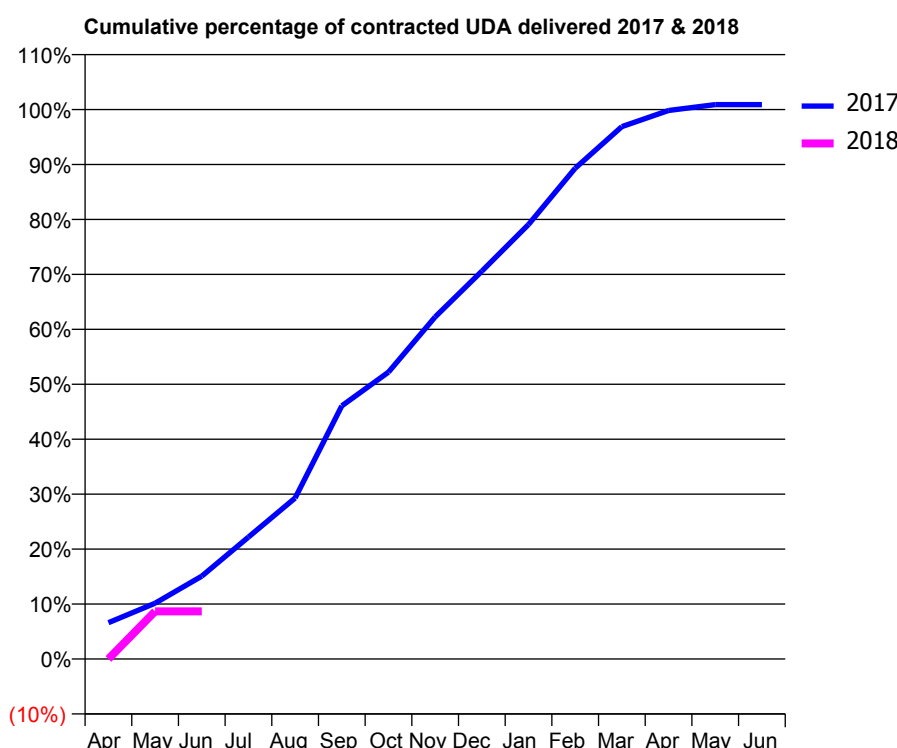
17/18 Contracted general activity (UDA)	650
Carry forward general activity (UDA)	0
17/18 Contracted orthodontic activity (UOA)	0
Carry forward orthodontic activity (UOA)	0
Baseline contract value	£14,288.83

ACCESS*

Patients seen in 24 months	Total	Change since previous quarter
Quarter ending June 2016	407	
Quarter ending September 2016	393	↓
Quarter ending December 2016	383	↓
Quarter ending March 2017	367	↓
Quarter ending June 2017	356	↓
Variance since June 2016	(12.5%)	↓



ACTIVITY



Month	Adjusted Scheduled Activity (UDA)	
	2017	2018
April	43	0
May	66	56
June	98	56
July	144	
August	190	
September	299	
October	339	
November	405	
December	459	
January	514	
February	581	
March	630	
April	649	
May	656	
June	656	

QUALITY

	Quantity	Base Number	Contract	AT	Region	England
% of FP17s for the same patient ID Re-attending within 3 months - Children	1	37	2.7%	9.4%	11.6%	12.0%
% of FP17s for the same patient ID Re-attending within 3 months - Adults	0	28	0.0%	13.7%	15.9%	16.0%
% of FP17s for the same patient ID Re-attending between 3 & 9 months - Children	14	37	37.8%	61.9%	60.4%	58.0%
% of FP17s for the same patient ID Re-attending between 3 & 9 months - Adults	7	28	25.0%	52.9%	52.3%	50.9%
% of FP17s for Band 1 Urgent Courses	7	47	14.9%	8.1%	9.5%	9.1%
% of FP17s Relating to Free Repair or Replacements	0	47	0.0%	0.8%	0.7%	0.8%
% of FP17s Relating to Continuations	0	47	0.0%	1.0%	1.0%	1.1%
% of Patients satisfied with the dentistry they have received	1	1	N/A	92.0%	91.9%	91.7%
% of Patients satisfied with the time they had to wait for an appointment	1	1	N/A	88.2%	88.0%	88.0%

* This is based on patients treated on this contract for their most recent course of treatment. Figures in italics indicate the base number of FP17s or Patient Questionnaire responses are less than 100. N/A is shown where the base number of responses is less than 10 during the period. % is calculated as Quantity/Base number*100

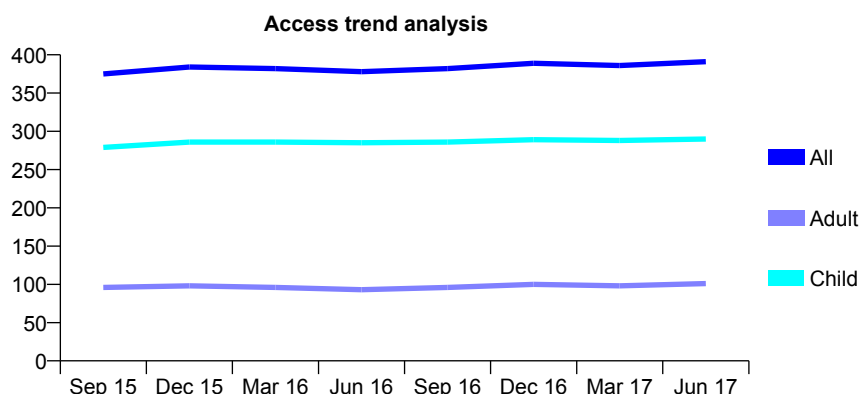
Q64 - Vital Signs At a Glance Contract Report for 119733/0001 - June 2017

Name or company name	CD Rosser Dental Practice Ltd
Contract type name	GDS Contract
Purpose of contract	General
Contract start date	01/07/2012
Contract end date	

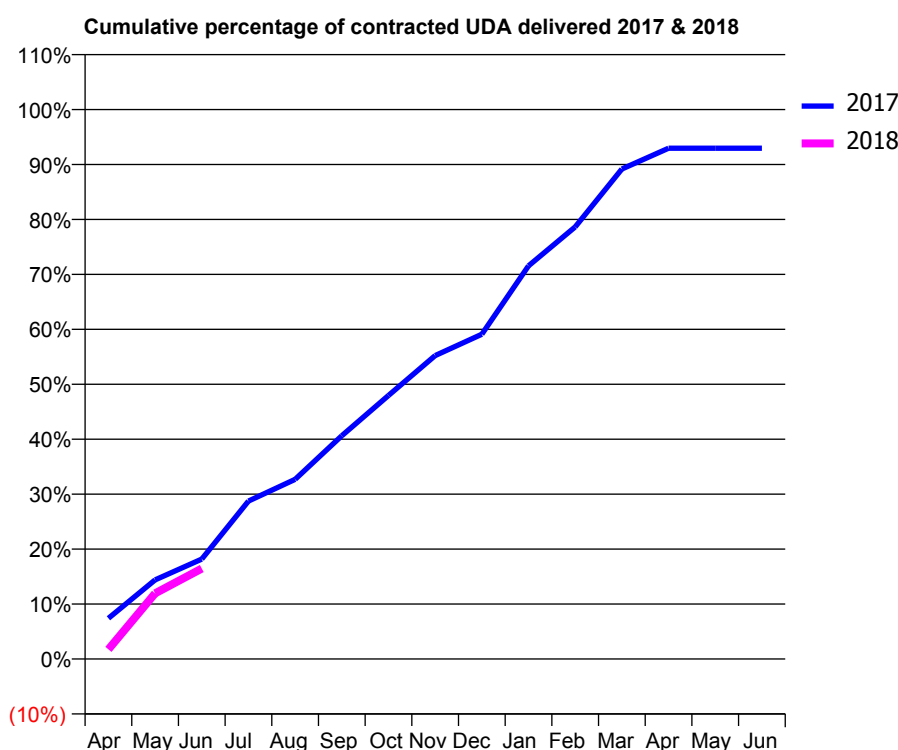
17/18 Contracted general activity (UDA)	1,187
Carry forward general activity (UDA)	0
17/18 Contracted orthodontic activity (UOA)	0
Carry forward orthodontic activity (UOA)	0
Baseline contract value	£26,531.67

ACCESS*

Patients seen in 24 months	Total	Change since previous quarter
Quarter ending June 2016	378	
Quarter ending September 2016	382	→
Quarter ending December 2016	389	→
Quarter ending March 2017	386	→
Quarter ending June 2017	391	→
Variance since June 2016	3.4%	↑



ACTIVITY



Adjusted Scheduled Activity (UDA)		
Month	2017	2018
April	88	21
May	171	142
June	216	195
July	341	
August	388	
September	482	
October	569	
November	655	
December	701	
January	849	
February	933	
March	1,058	
April	1,103	
May	1,103	
June	1,103	

QUALITY

	Quantity	Base Number	Contract	AT	Region	England
% of FP17s for the same patient ID Re-attending within 3 months - Children	2	112	1.8%	9.4%	11.6%	12.0%
% of FP17s for the same patient ID Re-attending within 3 months - Adults	2	25	8.0%	13.7%	15.9%	16.0%
% of FP17s for the same patient ID Re-attending between 3 & 9 months - Children	85	112	75.9%	61.9%	60.4%	58.0%
% of FP17s for the same patient ID Re-attending between 3 & 9 months - Adults	17	25	68.0%	52.9%	52.3%	50.9%
% of FP17s for Band 1 Urgent Courses	2	110	1.8%	8.1%	9.5%	9.1%
% of FP17s Relating to Free Repair or Replacements	0	110	0.0%	0.8%	0.7%	0.8%
% of FP17s Relating to Continuations	0	110	0.0%	1.0%	1.0%	1.1%
% of Patients satisfied with the dentistry they have received	1	1	N/A	92.0%	91.9%	91.7%
% of Patients satisfied with the time they had to wait for an appointment	1	1	N/A	88.2%	88.0%	88.0%

* This is based on patients treated on this contract for their most recent course of treatment. Figures in italics indicate the base number of FP17s or Patient Questionnaire responses are less than 100. N/A is shown where the base number of responses is less than 10 during the period. % is calculated as Quantity/Base number*100

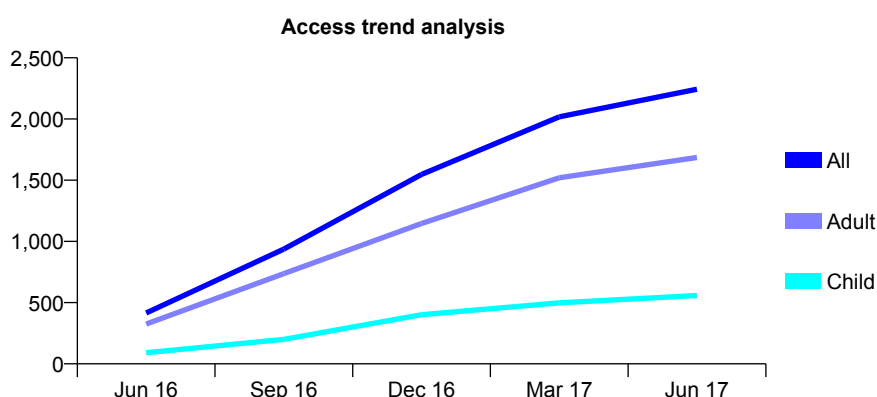
Q64 - Vital Signs At a Glance Contract Report for 121851/0001 - June 2017

Name or company name	Dharwar Moller Partnership
Contract type name	GDS Contract
Purpose of contract	General
Contract start date	01/02/2016
Contract end date	

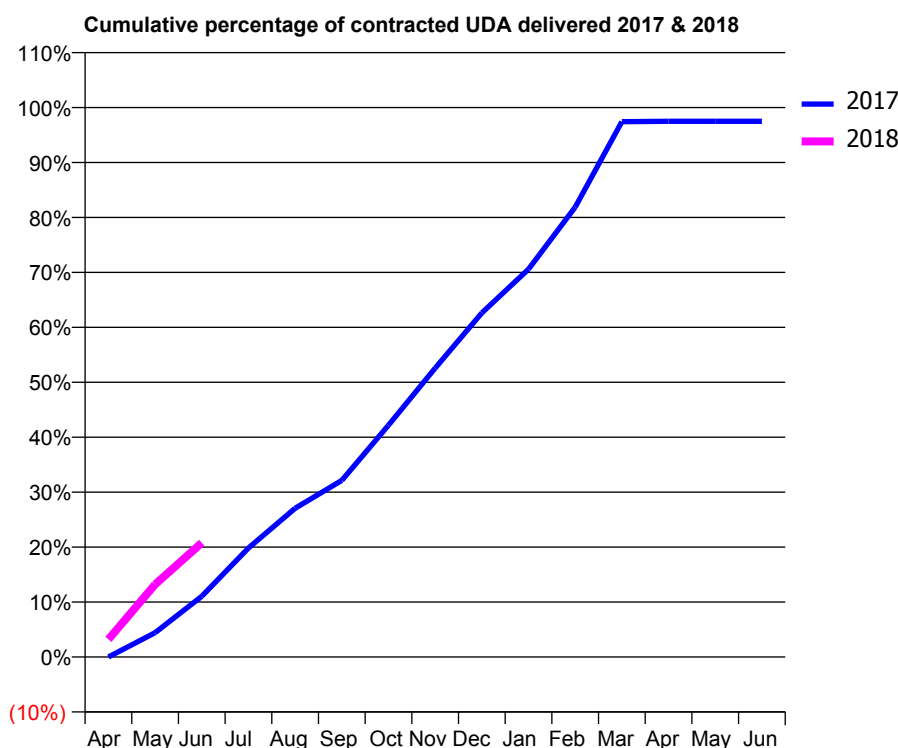
17/18 Contracted general activity (UDA)	6,500
Carry forward general activity (UDA)	0
17/18 Contracted orthodontic activity (UOA)	0
Carry forward orthodontic activity (UOA)	0
Baseline contract value	£135,582.80

ACCESS*

Patients seen in 24 months	Total	Change since previous quarter
Quarter ending June 2016	416	
Quarter ending September 2016	937	↑
Quarter ending December 2016	1,547	↑
Quarter ending March 2017	2,018	↑
Quarter ending June 2017	2,244	↑
Variance since June 2016	439.4%	↑



ACTIVITY



Month	Adjusted Scheduled Activity (UDA)	
	2017	2018
April	0	209
May	287	859
June	718	1,351
July	1,290	
August	1,759	
September	2,089	
October	2,742	
November	3,418	
December	4,071	
January	4,588	
February	5,321	
March	6,333	
April	6,338	
May	6,338	
June	6,338	

QUALITY

	Quantity	Base Number	Contract	AT	Region	England
% of FP17s for the same patient ID Re-attending within 3 months - Children	10	194	5.2%	9.4%	11.6%	12.0%
% of FP17s for the same patient ID Re-attending within 3 months - Adults	56	582	9.6%	13.7%	15.9%	16.0%
% of FP17s for the same patient ID Re-attending between 3 & 9 months - Children	113	194	58.2%	61.9%	60.4%	58.0%
% of FP17s for the same patient ID Re-attending between 3 & 9 months - Adults	330	582	56.7%	52.9%	52.3%	50.9%
% of FP17s for Band 1 Urgent Courses	51	775	6.6%	8.1%	9.5%	9.1%
% of FP17s Relating to Free Repair or Replacements	12	775	1.5%	0.8%	0.7%	0.8%
% of FP17s Relating to Continuations	3	775	0.4%	1.0%	1.0%	1.1%
% of Patients satisfied with the dentistry they have received	14	15	93.3%	92.0%	91.9%	91.7%
% of Patients satisfied with the time they had to wait for an appointment	14	15	93.3%	88.2%	88.0%	88.0%

* This is based on patients treated on this contract for their most recent course of treatment. Figures in italics indicate the base number of FP17s or Patient Questionnaire responses are less than 100. N/A is shown where the base number of responses is less than 10 during the period. % is calculated as Quantity/Base number*100

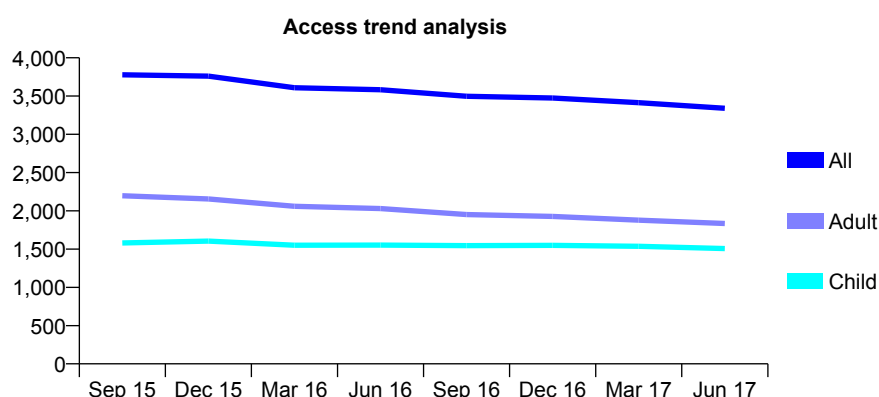
Q64 - Vital Signs At a Glance Contract Report for 122157/0001 - June 2017

Name or company name	Care Dental
Contract type name	GDS Contract
Purpose of contract	General
Contract start date	01/04/2013
Contract end date	

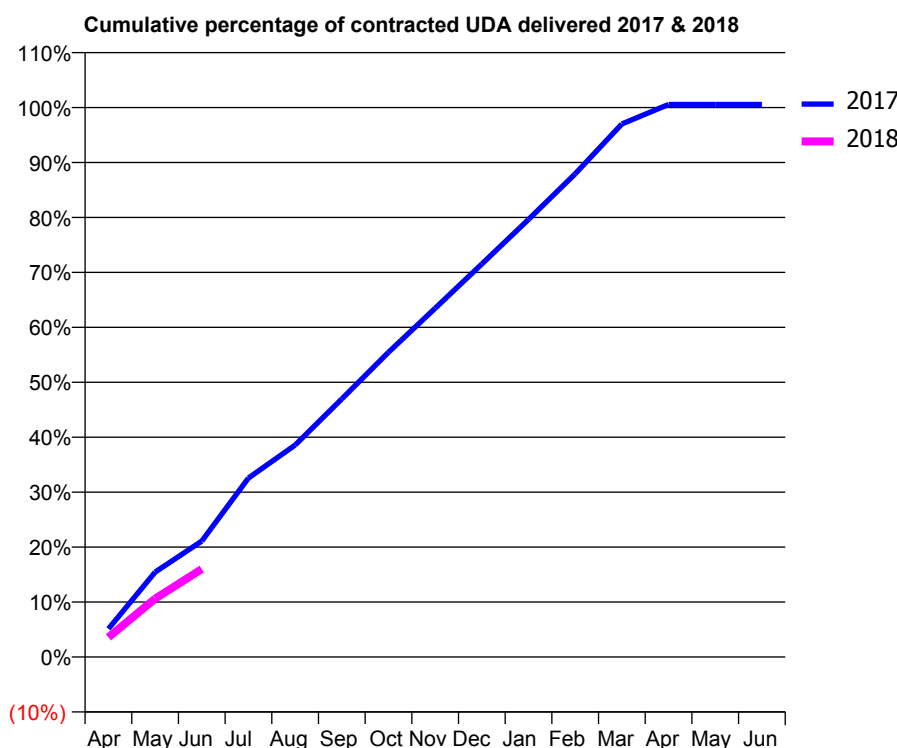
17/18 Contracted general activity (UDA)	9,000
Carry forward general activity (UDA)	0
17/18 Contracted orthodontic activity (UOA)	0
Carry forward orthodontic activity (UOA)	0
Baseline contract value	£236,966.76

ACCESS*

Patients seen in 24 months	Total	Change since previous quarter
Quarter ending June 2016	3,582	
Quarter ending September 2016	3,497	↓
Quarter ending December 2016	3,474	→
Quarter ending March 2017	3,414	↓
Quarter ending June 2017	3,340	↓
Variance since June 2016	(6.8%)	↓



ACTIVITY



Adjusted Scheduled Activity (UDA)		
Month	2017	2018
April	462	323
May	1,390	955
June	1,899	1,440
July	2,931	
August	3,471	
September	4,227	
October	4,992	
November	5,713	
December	6,438	
January	7,167	
February	7,913	
March	8,731	
April	9,050	
May	9,050	
June	9,050	

QUALITY

	Quantity	Base Number	Contract	AT	Region	England
% of FP17s for the same patient ID Re-attending within 3 months - Children	17	467	3.6%	9.4%	11.6%	12.0%
% of FP17s for the same patient ID Re-attending within 3 months - Adults	38	475	8.0%	13.7%	15.9%	16.0%
% of FP17s for the same patient ID Re-attending between 3 & 9 months - Children	294	467	63.0%	61.9%	60.4%	58.0%
% of FP17s for the same patient ID Re-attending between 3 & 9 months - Adults	263	475	55.4%	52.9%	52.3%	50.9%
% of FP17s for Band 1 Urgent Courses	25	801	3.1%	8.1%	9.5%	9.1%
% of FP17s Relating to Free Repair or Replacements	0	801	0.0%	0.8%	0.7%	0.8%
% of FP17s Relating to Continuations	7	801	0.9%	1.0%	1.0%	1.1%
% of Patients satisfied with the dentistry they have received	5	6	N/A	92.0%	91.9%	91.7%
% of Patients satisfied with the time they had to wait for an appointment	5	6	N/A	88.2%	88.0%	88.0%

* This is based on patients treated on this contract for their most recent course of treatment. Figures in italics indicate the base number of FP17s or Patient Questionnaire responses are less than 100. N/A is shown where the base number of responses is less than 10 during the period. % is calculated as Quantity/Base number*100

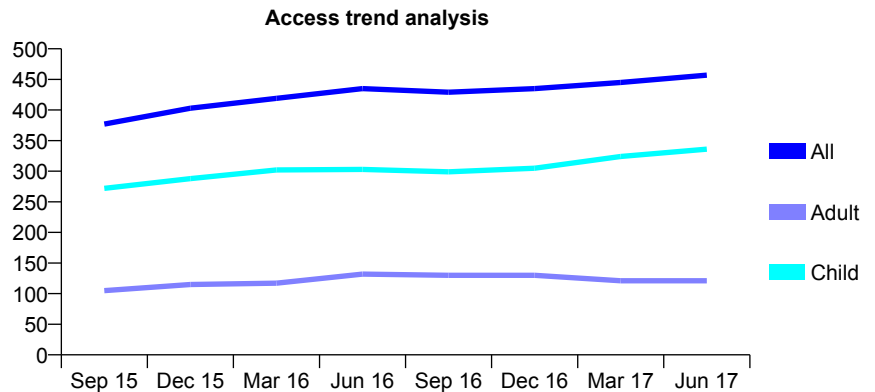
Q64 - Vital Signs At a Glance Contract Report for 123455/0001 - June 2017

Name or company name	The Corsham Dental Partnership
Contract type name	GDS Contract
Purpose of contract	General
Contract start date	29/08/2014
Contract end date	

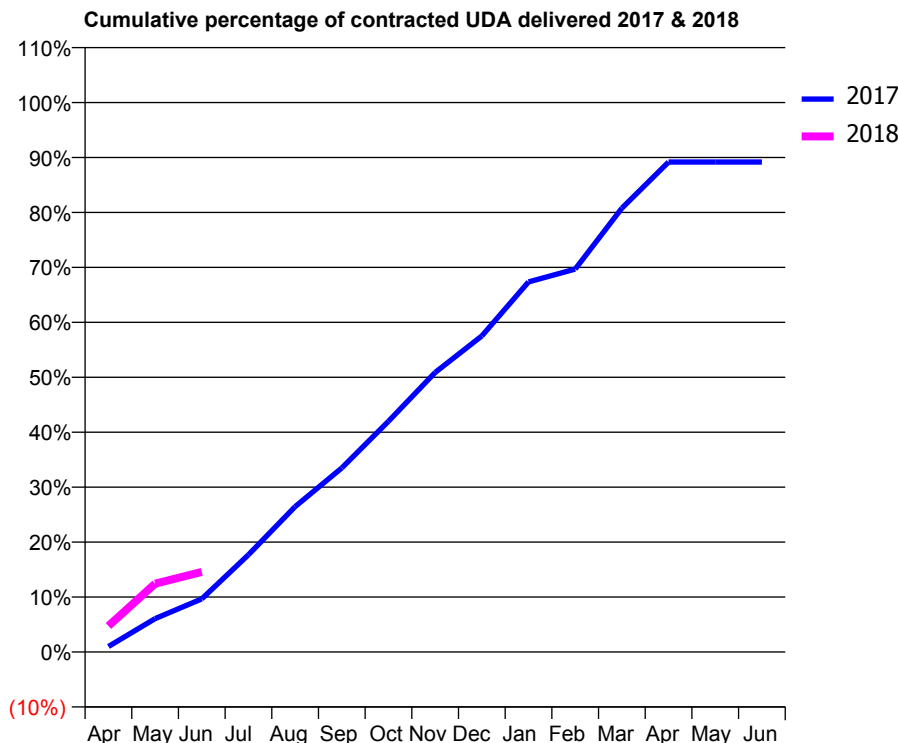
17/18 Contracted general activity (UDA)	1,085
Carry forward general activity (UDA)	0
17/18 Contracted orthodontic activity (UOA)	0
Carry forward orthodontic activity (UOA)	0
Baseline contract value	£23,016.52

ACCESS*

Patients seen in 24 months	Total	Change since previous quarter
Quarter ending June 2016	435	
Quarter ending September 2016	429	↓
Quarter ending December 2016	435	→
Quarter ending March 2017	445	↑
Quarter ending June 2017	457	↑
Variance since June 2016	5.1%	↑



ACTIVITY



Adjusted Scheduled Activity (UDA)		
Month	2017	2018
April	11	51
May	66	135
June	105	158
July	192	
August	287	
September	363	
October	456	
November	552	
December	624	
January	731	
February	756	
March	876	
April	967	
May	967	
June	967	

QUALITY

	Quantity	Base Number	Contract	AT	Region	England
% of FP17s for the same patient ID Re-attending within 3 months - Children	12	151	7.9%	9.4%	11.6%	12.0%
% of FP17s for the same patient ID Re-attending within 3 months - Adults	0	11	0.0%	13.7%	15.9%	16.0%
% of FP17s for the same patient ID Re-attending between 3 & 9 months - Children	96	151	63.6%	61.9%	60.4%	58.0%
% of FP17s for the same patient ID Re-attending between 3 & 9 months - Adults	7	11	63.6%	52.9%	52.3%	50.9%
% of FP17s for Band 1 Urgent Courses	6	117	5.1%	8.1%	9.5%	9.1%
% of FP17s Relating to Free Repair or Replacements	0	117	0.0%	0.8%	0.7%	0.8%
% of FP17s Relating to Continuations	2	117	1.7%	1.0%	1.0%	1.1%
% of Patients satisfied with the dentistry they have received	1	1	N/A	92.0%	91.9%	91.7%
% of Patients satisfied with the time they had to wait for an appointment	1	1	N/A	88.2%	88.0%	88.0%

* This is based on patients treated on this contract for their most recent course of treatment. Figures in italics indicate the base number of FP17s or Patient Questionnaire responses are less than 100. N/A is shown where the base number of responses is less than 10 during the period. % is calculated as Quantity/Base number*100

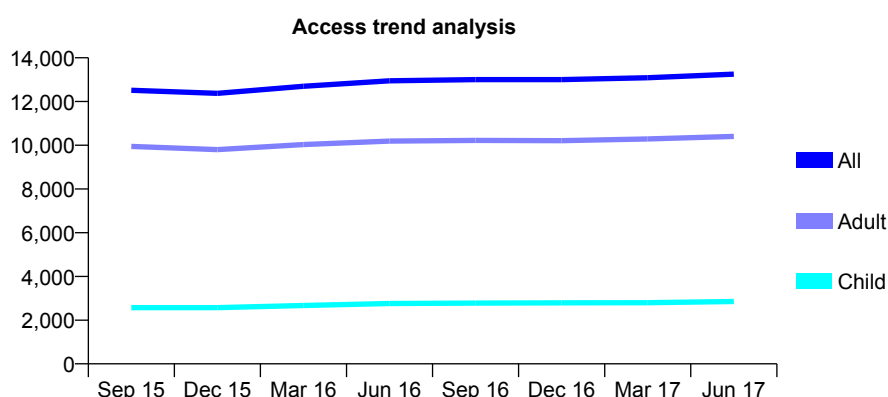
Q64 - Vital Signs At a Glance Contract Report for 125385/0001 - June 2017

Name or company name	Dr Michael Frain Ltd
Contract type name	GDS Contract
Purpose of contract	General
Contract start date	01/04/2008
Contract end date	

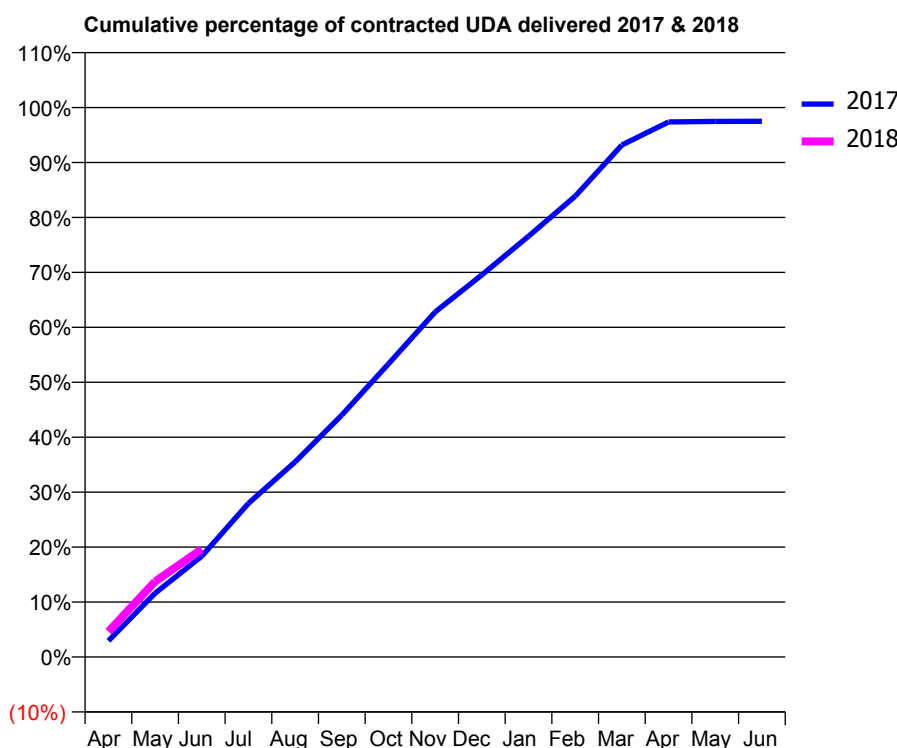
17/18 Contracted general activity (UDA)	35,732
Carry forward general activity (UDA)	0
17/18 Contracted orthodontic activity (UOA)	0
Carry forward orthodontic activity (UOA)	0
Baseline contract value	£799,439.15

ACCESS*

Patients seen in 24 months	Total	Change since previous quarter
Quarter ending June 2016	12,950	
Quarter ending September 2016	13,001	→
Quarter ending December 2016	13,002	→
Quarter ending March 2017	13,086	→
Quarter ending June 2017	13,255	→
Variance since June 2016	2.4%	↑



ACTIVITY



Adjusted Scheduled Activity (UDA)		
Month	2017	2018
April	1,058	1,652
May	4,145	4,910
June	6,558	7,022
July	9,995	
August	12,689	
September	15,732	
October	19,064	
November	22,439	
December	24,843	
January	27,361	
February	29,962	
March	33,296	
April	34,794	
May	34,831	
June	34,834	

QUALITY

	Quantity	Base Number	Contract	AT	Region	England
% of FP17s for the same patient ID Re-attending within 3 months - Children	60	1,109	5.4%	9.4%	11.6%	12.0%
% of FP17s for the same patient ID Re-attending within 3 months - Adults	468	3,792	12.3%	13.7%	15.9%	16.0%
% of FP17s for the same patient ID Re-attending between 3 & 9 months - Children	697	1,109	62.8%	61.9%	60.4%	58.0%
% of FP17s for the same patient ID Re-attending between 3 & 9 months - Adults	2,286	3,792	60.3%	52.9%	52.3%	50.9%
% of FP17s for Band 1 Urgent Courses	118	4,089	2.9%	8.1%	9.5%	9.1%
% of FP17s Relating to Free Repair or Replacements	62	4,089	1.5%	0.8%	0.7%	0.8%
% of FP17s Relating to Continuations	47	4,089	1.1%	1.0%	1.0%	1.1%
% of Patients satisfied with the dentistry they have received	46	49	93.9%	92.0%	91.9%	91.7%
% of Patients satisfied with the time they had to wait for an appointment	45	49	91.8%	88.2%	88.0%	88.0%

* This is based on patients treated on this contract for their most recent course of treatment. Figures in italics indicate the base number of FP17s or Patient Questionnaire responses are less than 100. N/A is shown where the base number of responses is less than 10 during the period. % is calculated as Quantity/Base number*100

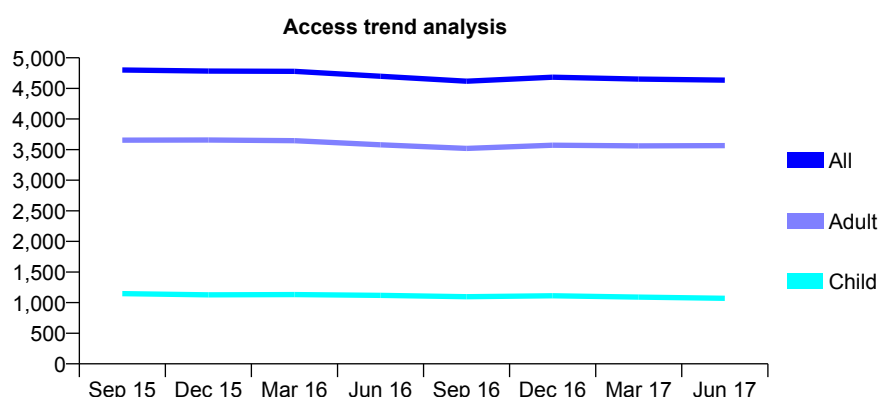
Q64 - Vital Signs At a Glance Contract Report for 125385/0002 - June 2017

Name or company name	Dr Michael Frain Ltd
Contract type name	GDS Contract
Purpose of contract	General and Orthodontic
Contract start date	01/04/2008
Contract end date	

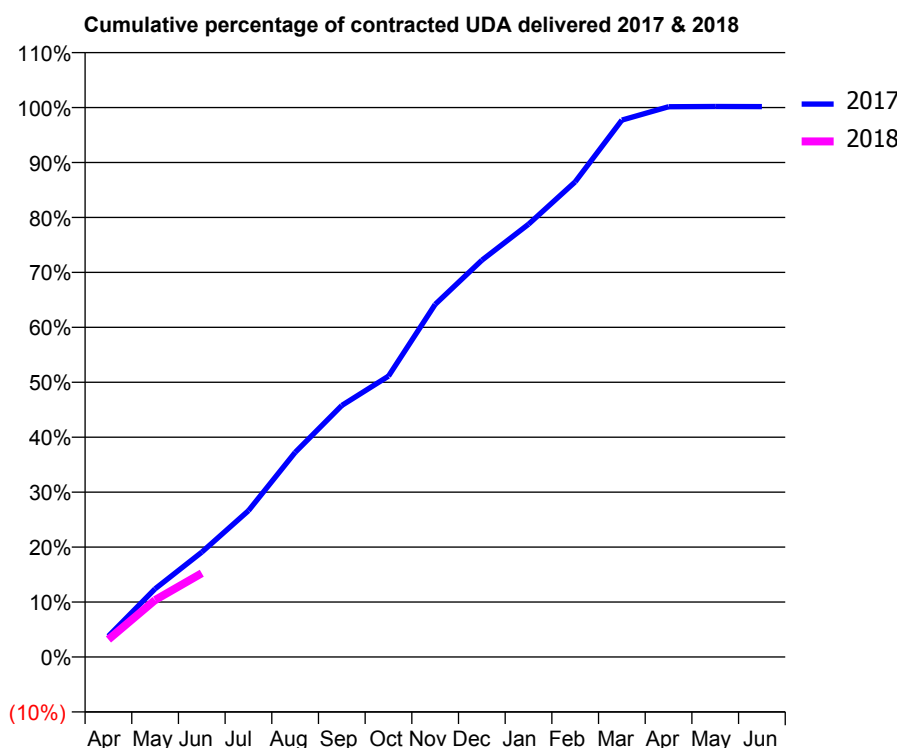
17/18 Contracted general activity (UDA)	14,500
Carry forward general activity (UDA)	0
17/18 Contracted orthodontic activity (UOA)	5,228
Carry forward orthodontic activity (UOA)	0
Baseline contract value	£669,820.38

ACCESS*

Patients seen in 24 months	Total	Change since previous quarter
Quarter ending June 2016	4,698	
Quarter ending September 2016	4,618	↓
Quarter ending December 2016	4,684	→
Quarter ending March 2017	4,652	→
Quarter ending June 2017	4,636	→
Variance since June 2016	(1.3%)	↓



ACTIVITY



Month	Adjusted Scheduled Activity (UDA)	
	2017	2018
April	474	462
May	1,551	1,503
June	2,387	2,213
July	3,330	
August	4,654	
September	5,721	
October	6,391	
November	8,022	
December	9,027	
January	9,846	
February	10,810	
March	12,213	
April	12,517	
May	12,522	
June	12,521	

QUALITY

	Quantity	Base Number	Contract	AT	Region	England
% of FP17s for the same patient ID Re-attending within 3 months - Children	75	473	15.9%	9.4%	11.6%	12.0%
% of FP17s for the same patient ID Re-attending within 3 months - Adults	140	1,202	11.6%	13.7%	15.9%	16.0%
% of FP17s for the same patient ID Re-attending between 3 & 9 months - Children	193	473	40.8%	61.9%	60.4%	58.0%
% of FP17s for the same patient ID Re-attending between 3 & 9 months - Adults	789	1,202	65.6%	52.9%	52.3%	50.9%
% of FP17s for Band 1 Urgent Courses	48	1,318	3.6%	8.1%	9.5%	9.1%
% of FP17s Relating to Free Repair or Replacements	11	1,318	0.8%	0.8%	0.7%	0.8%
% of FP17s Relating to Continuations	3	1,318	0.2%	1.0%	1.0%	1.1%
% of Patients satisfied with the dentistry they have received	14	14	100.0%	92.0%	91.9%	91.7%
% of Patients satisfied with the time they had to wait for an appointment	13	14	92.9%	88.2%	88.0%	88.0%

* This is based on patients treated on this contract for their most recent course of treatment. Figures in italics indicate the base number of FP17s or Patient Questionnaire responses are less than 100. N/A is shown where the base number of responses is less than 10 during the period. % is calculated as Quantity/Base number*100

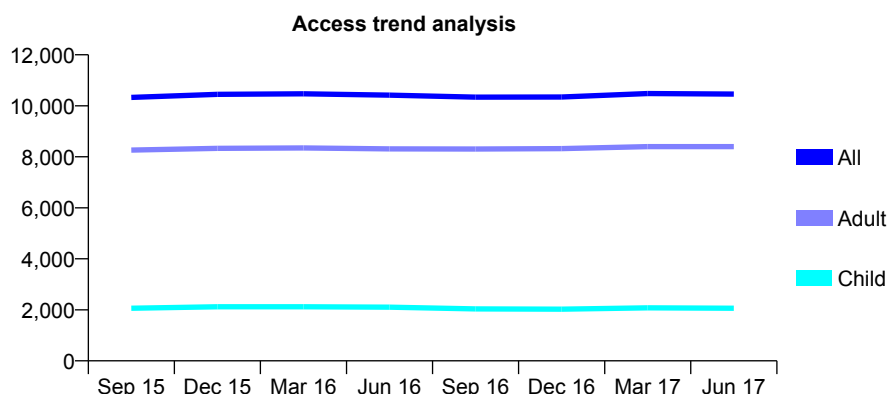
Q64 - Vital Signs At a Glance Contract Report for 125385/0003 - June 2017

Name or company name	Dr Michael Frain Ltd
Contract type name	GDS Contract
Purpose of contract	General
Contract start date	01/04/2008
Contract end date	

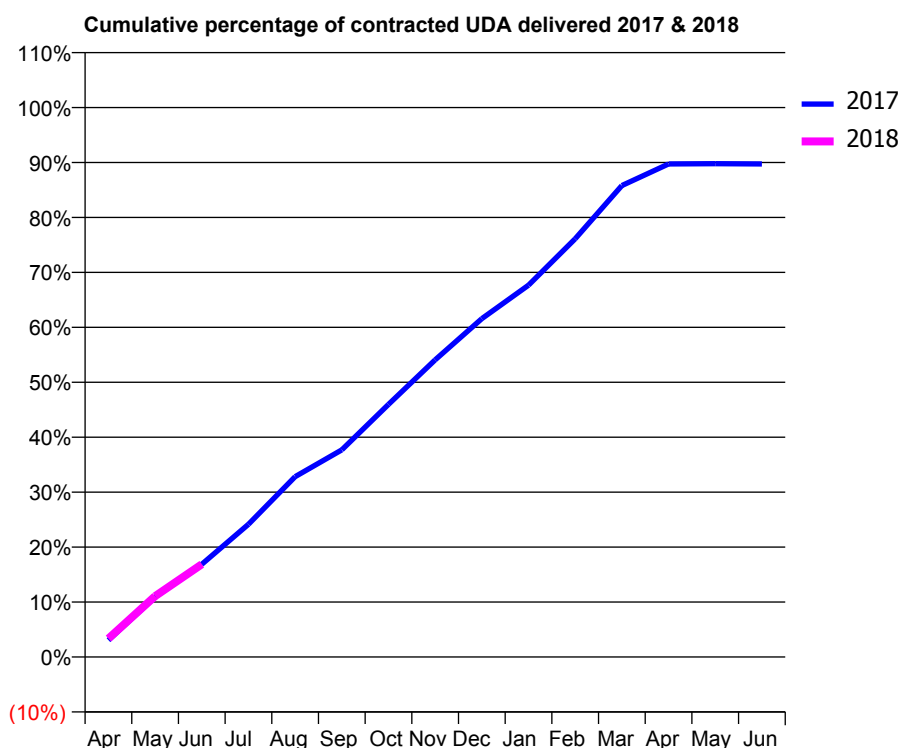
17/18 Contracted general activity (UDA)	32,680
Carry forward general activity (UDA)	0
17/18 Contracted orthodontic activity (UOA)	0
Carry forward orthodontic activity (UOA)	0
Baseline contract value	£897,620.32

ACCESS*

Patients seen in 24 months	Total	Change since previous quarter
Quarter ending June 2016	10,420	
Quarter ending September 2016	10,341	→
Quarter ending December 2016	10,344	→
Quarter ending March 2017	10,480	→
Quarter ending June 2017	10,460	→
Variance since June 2016	0.4%	→



ACTIVITY



Adjusted Scheduled Activity (UDA)		
Month	2017	2018
April	1,007	1,095
May	3,576	3,623
June	5,512	5,519
July	7,893	
August	10,727	
September	12,319	
October	15,023	
November	17,673	
December	20,123	
January	22,111	
February	24,873	
March	28,034	
April	29,326	
May	29,340	
June	29,320	

QUALITY

	Quantity	Base Number	Contract	AT	Region	England
% of FP17s for the same patient ID Re-attending within 3 months - Children	30	620	4.8%	9.4%	11.6%	12.0%
% of FP17s for the same patient ID Re-attending within 3 months - Adults	364	2,633	13.8%	13.7%	15.9%	16.0%
% of FP17s for the same patient ID Re-attending between 3 & 9 months - Children	315	620	50.8%	61.9%	60.4%	58.0%
% of FP17s for the same patient ID Re-attending between 3 & 9 months - Adults	1,049	2,633	39.8%	52.9%	52.3%	50.9%
% of FP17s for Band 1 Urgent Courses	191	2,686	7.1%	8.1%	9.5%	9.1%
% of FP17s Relating to Free Repair or Replacements	50	2,686	1.9%	0.8%	0.7%	0.8%
% of FP17s Relating to Continuations	37	2,686	1.4%	1.0%	1.0%	1.1%
% of Patients satisfied with the dentistry they have received	36	36	100.0%	92.0%	91.9%	91.7%
% of Patients satisfied with the time they had to wait for an appointment	36	36	100.0%	88.2%	88.0%	88.0%

* This is based on patients treated on this contract for their most recent course of treatment. Figures in italics indicate the base number of FP17s or Patient Questionnaire responses are less than 100. N/A is shown where the base number of responses is less than 10 during the period. % is calculated as Quantity/Base number*100

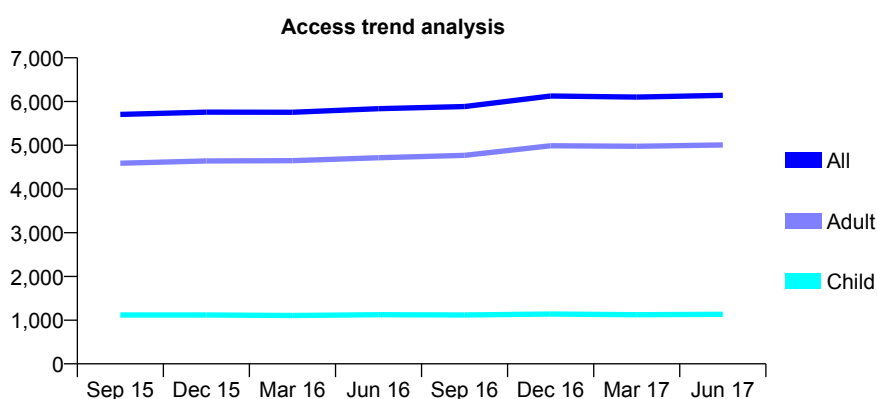
Q64 - Vital Signs At a Glance Contract Report for 125385/0004 - June 2017

Name or company name	Dr Michael Frain Ltd
Contract type name	GDS Contract
Purpose of contract	General
Contract start date	01/04/2008
Contract end date	

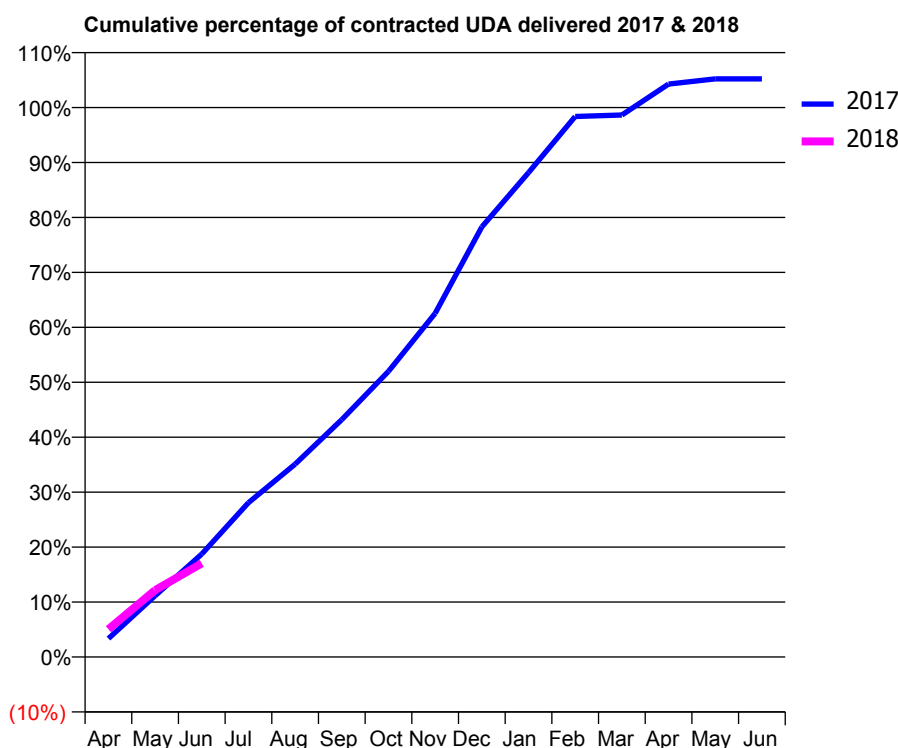
17/18 Contracted general activity (UDA)	19,937
Carry forward general activity (UDA)	0
17/18 Contracted orthodontic activity (UOA)	0
Carry forward orthodontic activity (UOA)	0
Baseline contract value	£525,339.95

ACCESS*

Patients seen in 24 months	Total	Change since previous quarter
Quarter ending June 2016	5,836	
Quarter ending September 2016	5,885	→
Quarter ending December 2016	6,127	↑
Quarter ending March 2017	6,101	→
Quarter ending June 2017	6,140	→
Variance since June 2016	5.2%	↑



ACTIVITY



Month	Adjusted Scheduled Activity (UDA)	
	2017	2018
April	573	1,011
May	1,896	2,428
June	3,185	3,398
July	4,775	
August	5,966	
September	7,345	
October	8,840	
November	10,634	
December	13,308	
January	14,984	
February	16,721	
March	16,766	
April	17,726	
May	17,884	
June	17,884	

QUALITY

	Quantity	Base Number	Contract	AT	Region	England
% of FP17s for the same patient ID Re-attending within 3 months - Children	35	511	6.8%	9.4%	11.6%	12.0%
% of FP17s for the same patient ID Re-attending within 3 months - Adults	290	1,626	17.8%	13.7%	15.9%	16.0%
% of FP17s for the same patient ID Re-attending between 3 & 9 months - Children	320	511	62.6%	61.9%	60.4%	58.0%
% of FP17s for the same patient ID Re-attending between 3 & 9 months - Adults	891	1,626	54.8%	52.9%	52.3%	50.9%
% of FP17s for Band 1 Urgent Courses	175	1,720	10.2%	8.1%	9.5%	9.1%
% of FP17s Relating to Free Repair or Replacements	76	1,720	4.4%	0.8%	0.7%	0.8%
% of FP17s Relating to Continuations	1	1,720	0.1%	1.0%	1.0%	1.1%
% of Patients satisfied with the dentistry they have received	25	27	92.6%	92.0%	91.9%	91.7%
% of Patients satisfied with the time they had to wait for an appointment	25	27	92.6%	88.2%	88.0%	88.0%

* This is based on patients treated on this contract for their most recent course of treatment. Figures in italics indicate the base number of FP17s or Patient Questionnaire responses are less than 100. N/A is shown where the base number of responses is less than 10 during the period. % is calculated as Quantity/Base number*100

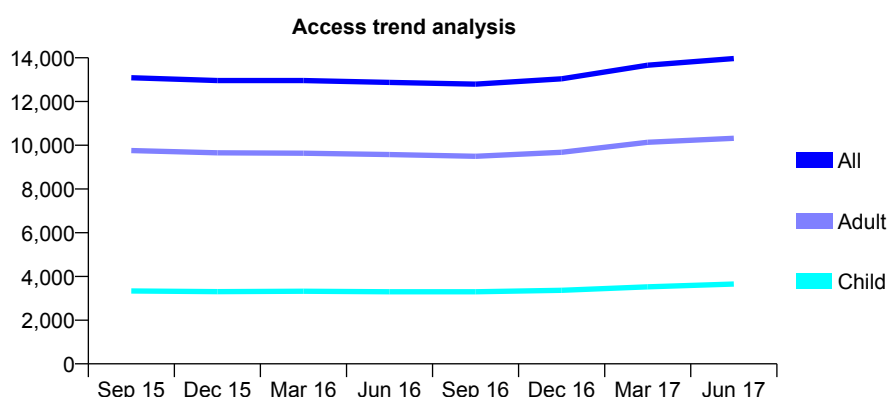
Q64 - Vital Signs At a Glance Contract Report for 125385/0007 - June 2017

Name or company name	Dr Michael Frain Ltd
Contract type name	GDS Contract
Purpose of contract	General
Contract start date	01/01/2010
Contract end date	

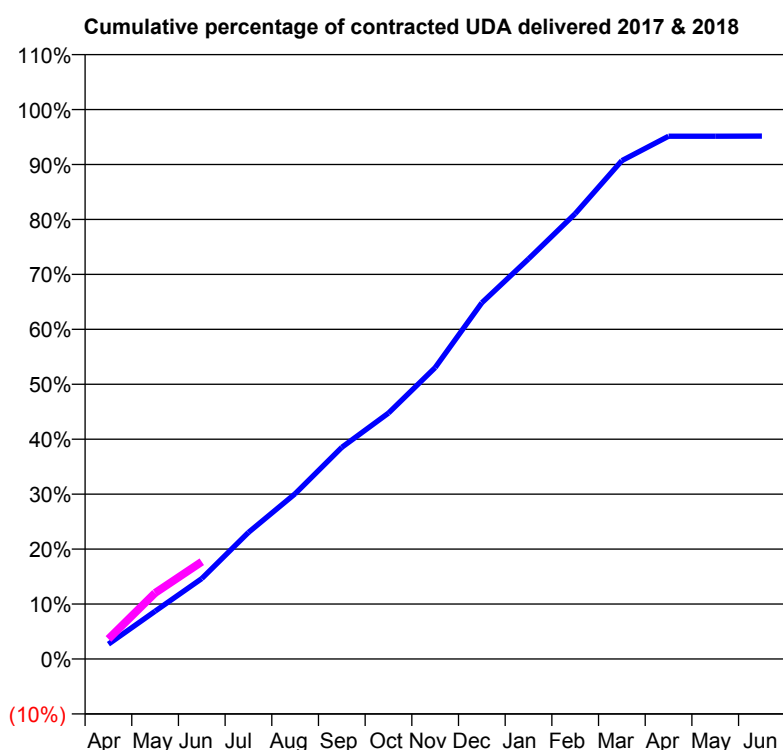
17/18 Contracted general activity (UDA)	40,927
Carry forward general activity (UDA)	0
17/18 Contracted orthodontic activity (UOA)	0
Carry forward orthodontic activity (UOA)	0
Baseline contract value	£1,189,324.99

ACCESS*

Patients seen in 24 months	Total	Change since previous quarter
Quarter ending June 2016	12,875	
Quarter ending September 2016	12,793	→
Quarter ending December 2016	13,042	→
Quarter ending March 2017	13,659	↑
Quarter ending June 2017	13,969	↑
Variance since June 2016	8.5%	↑



ACTIVITY



Adjusted Scheduled Activity (UDA)		
Month	2017	2018
April	1,107	1,499
May	3,562	4,922
June	5,996	7,249
July	9,431	
August	12,313	
September	15,769	
October	18,322	
November	21,705	
December	26,534	
January	29,801	
February	33,170	
March	37,117	
April	38,935	
May	38,942	
June	38,948	

QUALITY

	Quantity	Base Number	Contract	AT	Region	England
% of FP17s for the same patient ID Re-attending within 3 months - Children	55	1,324	4.2%	9.4%	11.6%	12.0%
% of FP17s for the same patient ID Re-attending within 3 months - Adults	306	2,963	10.3%	13.7%	15.9%	16.0%
% of FP17s for the same patient ID Re-attending between 3 & 9 months - Children	781	1,324	59.0%	61.9%	60.4%	58.0%
% of FP17s for the same patient ID Re-attending between 3 & 9 months - Adults	1,458	2,963	49.2%	52.9%	52.3%	50.9%
% of FP17s for Band 1 Urgent Courses	181	3,520	5.1%	8.1%	9.5%	9.1%
% of FP17s Relating to Free Repair or Replacements	21	3,520	0.6%	0.8%	0.7%	0.8%
% of FP17s Relating to Continuations	7	3,520	0.2%	1.0%	1.0%	1.1%
% of Patients satisfied with the dentistry they have received	55	57	96.5%	92.0%	91.9%	91.7%
% of Patients satisfied with the time they had to wait for an appointment	52	57	91.2%	88.2%	88.0%	88.0%

* This is based on patients treated on this contract for their most recent course of treatment. Figures in italics indicate the base number of FP17s or Patient Questionnaire responses are less than 100. N/A is shown where the base number of responses is less than 10 during the period. % is calculated as Quantity/Base number*100

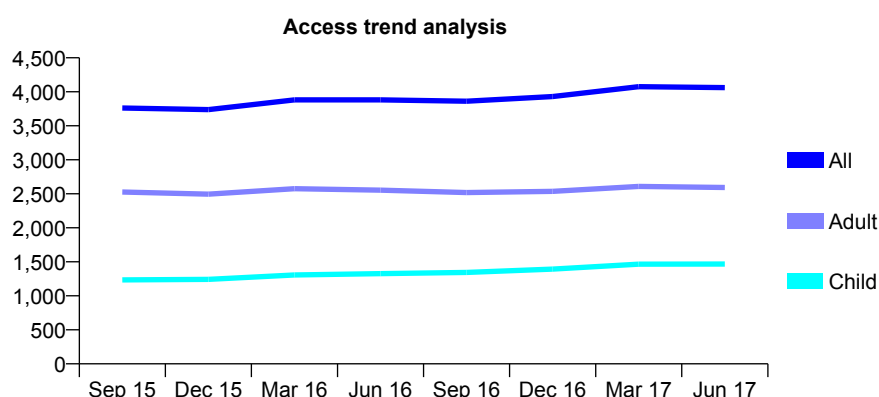
Q64 - Vital Signs At a Glance Contract Report for 125601/0001 - June 2017

Name or company name	Amesbury Dental Care
Contract type name	GDS Contract
Purpose of contract	General
Contract start date	01/04/2013
Contract end date	

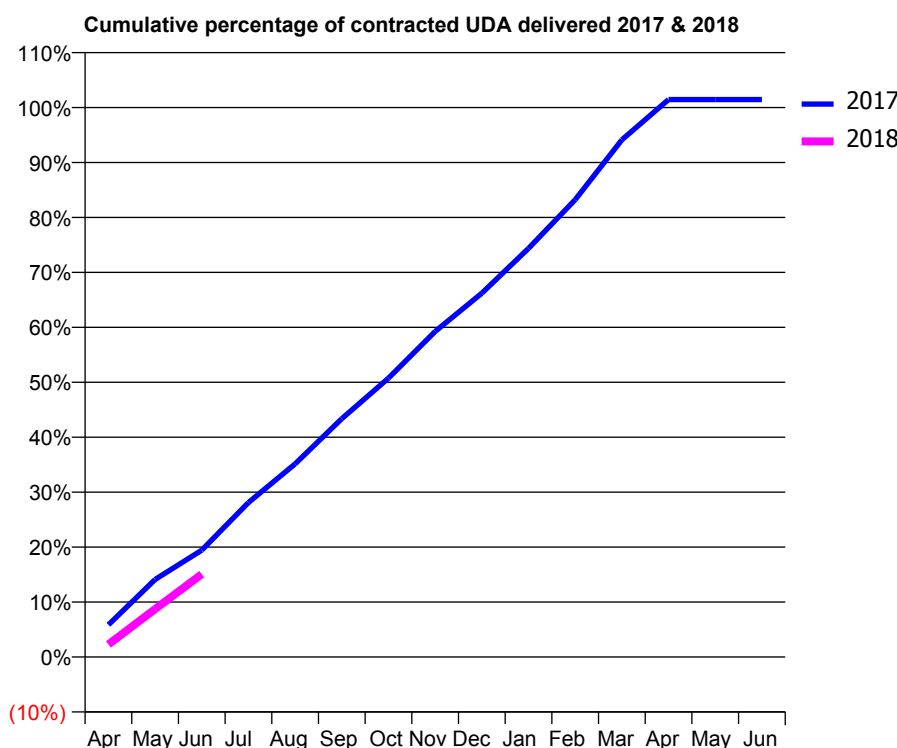
17/18 Contracted general activity (UDA)	10,000
Carry forward general activity (UDA)	0
17/18 Contracted orthodontic activity (UOA)	0
Carry forward orthodontic activity (UOA)	0
Baseline contract value	£260,615.16

ACCESS*

Patients seen in 24 months	Total	Change since previous quarter
Quarter ending June 2016	3,881	
Quarter ending September 2016	3,862	→
Quarter ending December 2016	3,930	→
Quarter ending March 2017	4,075	↑
Quarter ending June 2017	4,061	→
Variance since June 2016	4.6%	↑



ACTIVITY



Adjusted Scheduled Activity (UDA)		
Month	2017	2018
April	586	229
May	1,411	873
June	1,946	1,507
July	2,810	
August	3,516	
September	4,339	
October	5,075	
November	5,925	
December	6,621	
January	7,437	
February	8,323	
March	9,411	
April	10,144	
May	10,144	
June	10,144	

QUALITY

	Quantity	Base Number	Contract	AT	Region	England
% of FP17s for the same patient ID Re-attending within 3 months - Children	19	402	4.7%	9.4%	11.6%	12.0%
% of FP17s for the same patient ID Re-attending within 3 months - Adults	38	601	6.3%	13.7%	15.9%	16.0%
% of FP17s for the same patient ID Re-attending between 3 & 9 months - Children	249	402	61.9%	61.9%	60.4%	58.0%
% of FP17s for the same patient ID Re-attending between 3 & 9 months - Adults	202	601	33.6%	52.9%	52.3%	50.9%
% of FP17s for Band 1 Urgent Courses	27	796	3.4%	8.1%	9.5%	9.1%
% of FP17s Relating to Free Repair or Replacements	1	796	0.1%	0.8%	0.7%	0.8%
% of FP17s Relating to Continuations	3	796	0.4%	1.0%	1.0%	1.1%
% of Patients satisfied with the dentistry they have received	8	9	N/A	92.0%	91.9%	91.7%
% of Patients satisfied with the time they had to wait for an appointment	9	9	N/A	88.2%	88.0%	88.0%

* This is based on patients treated on this contract for their most recent course of treatment. Figures in italics indicate the base number of FP17s or Patient Questionnaire responses are less than 100. N/A is shown where the base number of responses is less than 10 during the period. % is calculated as Quantity/Base number*100

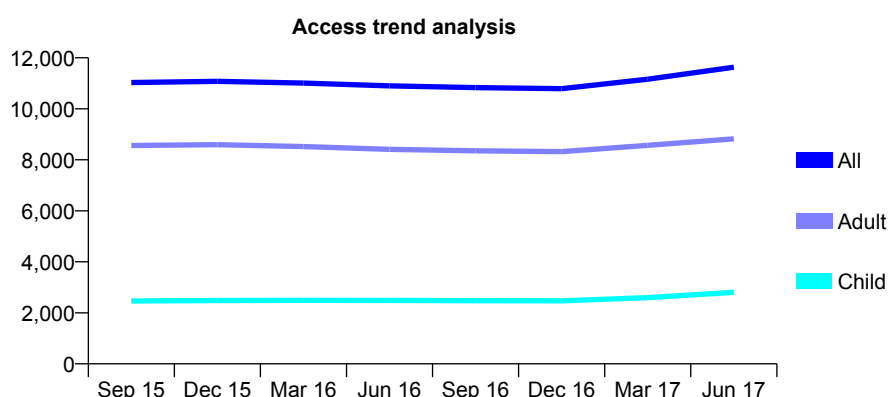
Q64 - Vital Signs At a Glance Contract Report for 126004/0001 - June 2017

Name or company name	Rodericks Dental Ltd
Contract type name	GDS Contract
Purpose of contract	General
Contract start date	23/10/2008
Contract end date	

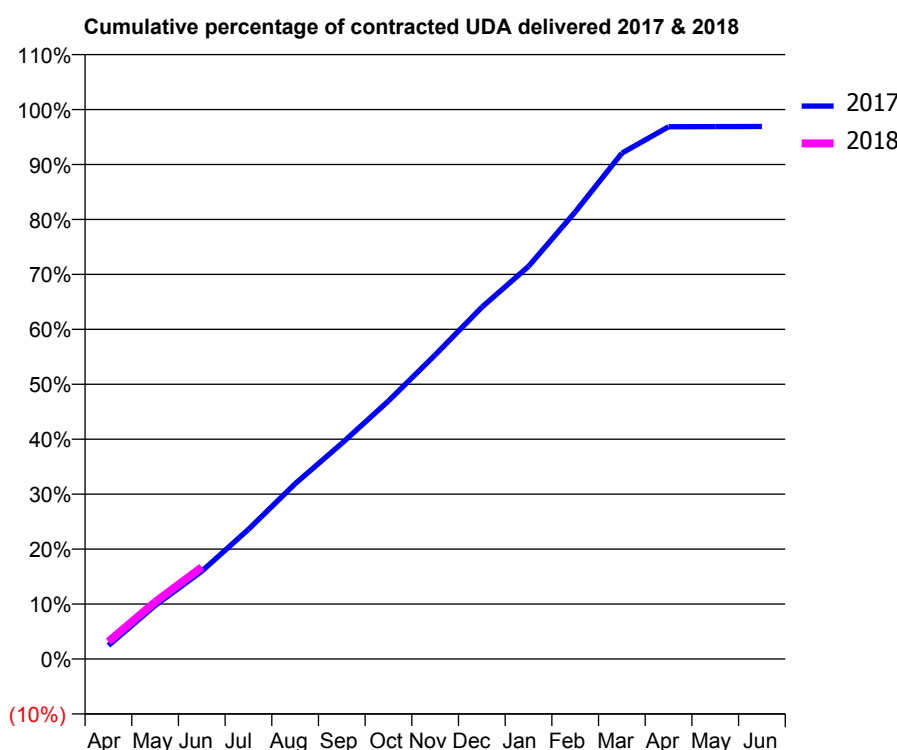
17/18 Contracted general activity (UDA)	32,000
Carry forward general activity (UDA)	0
17/18 Contracted orthodontic activity (UOA)	0
Carry forward orthodontic activity (UOA)	0
Baseline contract value	£729,002.22

ACCESS*

Patients seen in 24 months	Total	Change since previous quarter
Quarter ending June 2016	10,897	
Quarter ending September 2016	10,830	→
Quarter ending December 2016	10,792	→
Quarter ending March 2017	11,162	↑
Quarter ending June 2017	11,630	↑
Variance since June 2016	6.7%	↑



ACTIVITY



Adjusted Scheduled Activity (UDA)		
Month	2017	2018
April	785	1,010
May	3,117	3,319
June	5,117	5,344
July	7,549	
August	10,211	
September	12,563	
October	15,030	
November	17,709	
December	20,490	
January	22,863	
February	26,031	
March	29,457	
April	30,996	
May	31,006	
June	31,013	

QUALITY

	Quantity	Base Number	Contract	AT	Region	England
% of FP17s for the same patient ID Re-attending within 3 months - Children	64	941	6.8%	9.4%	11.6%	12.0%
% of FP17s for the same patient ID Re-attending within 3 months - Adults	384	2,543	15.1%	13.7%	15.9%	16.0%
% of FP17s for the same patient ID Re-attending between 3 & 9 months - Children	438	941	46.5%	61.9%	60.4%	58.0%
% of FP17s for the same patient ID Re-attending between 3 & 9 months - Adults	1,129	2,543	44.4%	52.9%	52.3%	50.9%
% of FP17s for Band 1 Urgent Courses	360	2,864	12.6%	8.1%	9.5%	9.1%
% of FP17s Relating to Free Repair or Replacements	22	2,864	0.8%	0.8%	0.7%	0.8%
% of FP17s Relating to Continuations	13	2,864	0.5%	1.0%	1.0%	1.1%
% of Patients satisfied with the dentistry they have received	24	25	96.0%	92.0%	91.9%	91.7%
% of Patients satisfied with the time they had to wait for an appointment	18	25	72.0%	88.2%	88.0%	88.0%

* This is based on patients treated on this contract for their most recent course of treatment. Figures in italics indicate the base number of FP17s or Patient Questionnaire responses are less than 100. N/A is shown where the base number of responses is less than 10 during the period. % is calculated as Quantity/Base number*100

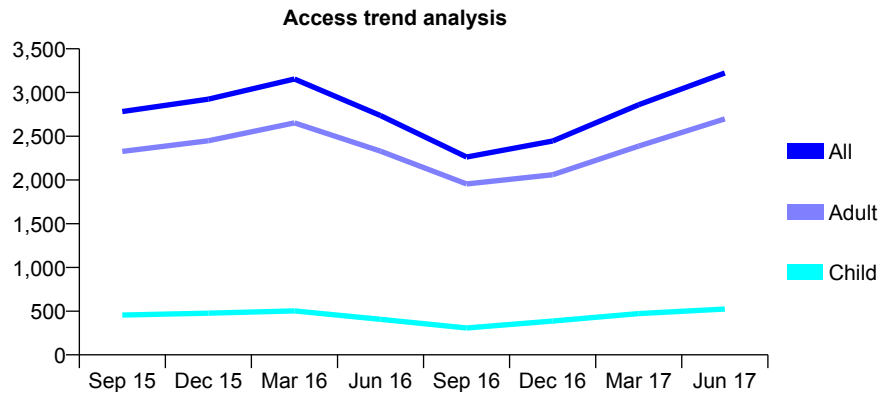
Q64 - Vital Signs At a Glance Contract Report for 126888/0001 - June 2017

Name or company name	Mr Jiten Doshi
Contract type name	GDS Contract
Purpose of contract	General
Contract start date	01/05/2013
Contract end date	

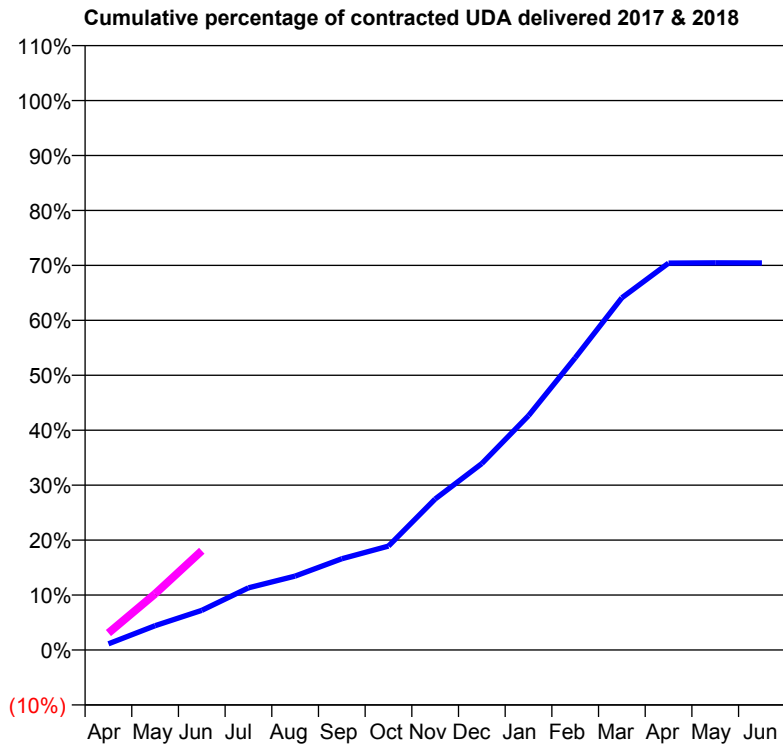
17/18 Contracted general activity (UDA)	8,294
Carry forward general activity (UDA)	0
17/18 Contracted orthodontic activity (UOA)	0
Carry forward orthodontic activity (UOA)	0
Baseline contract value	£175,630.74

ACCESS*

Patients seen in 24 months	Total	Change since previous quarter
Quarter ending June 2016	2,737	
Quarter ending September 2016	2,262	↓
Quarter ending December 2016	2,445	↑
Quarter ending March 2017	2,860	↑
Quarter ending June 2017	3,223	↑
Variance since June 2016	17.8%	↑



ACTIVITY



Adjusted Scheduled Activity (UDA)		
Month	2017	2018
April	93	257
May	367	848
June	599	1,498
July	938	
August	1,117	
September	1,379	
October	1,569	
November	2,279	
December	2,814	
January	3,538	
February	4,410	
March	5,317	
April	5,839	
May	5,844	
June	5,842	

QUALITY

	Quantity	Base Number	Contract	AT	Region	England
% of FP17s for the same patient ID Re-attending within 3 months - Children	10	203	4.9%	9.4%	11.6%	12.0%
% of FP17s for the same patient ID Re-attending within 3 months - Adults	124	1,013	12.2%	13.7%	15.9%	16.0%
% of FP17s for the same patient ID Re-attending between 3 & 9 months - Children	55	203	27.1%	61.9%	60.4%	58.0%
% of FP17s for the same patient ID Re-attending between 3 & 9 months - Adults	218	1,013	21.5%	52.9%	52.3%	50.9%
% of FP17s for Band 1 Urgent Courses	124	991	12.5%	8.1%	9.5%	9.1%
% of FP17s Relating to Free Repair or Replacements	2	991	0.2%	0.8%	0.7%	0.8%
% of FP17s Relating to Continuations	1	991	0.1%	1.0%	1.0%	1.1%
% of Patients satisfied with the dentistry they have received	11	11	100.0%	92.0%	91.9%	91.7%
% of Patients satisfied with the time they had to wait for an appointment	11	11	100.0%	88.2%	88.0%	88.0%

* This is based on patients treated on this contract for their most recent course of treatment. Figures in italics indicate the base number of FP17s or Patient Questionnaire responses are less than 100. N/A is shown where the base number of responses is less than 10 during the period. % is calculated as Quantity/Base number*100

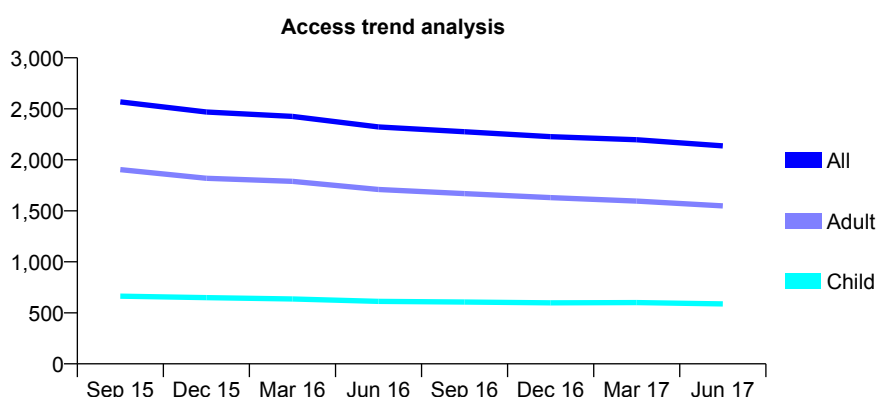
Q64 - Vital Signs At a Glance Contract Report for 132578/0001 - June 2017

Name or company name	The White Horse Dental Practice
Contract type name	PDS Contract
Purpose of contract	General
Contract start date	01/07/2009
Contract end date	26/06/2019

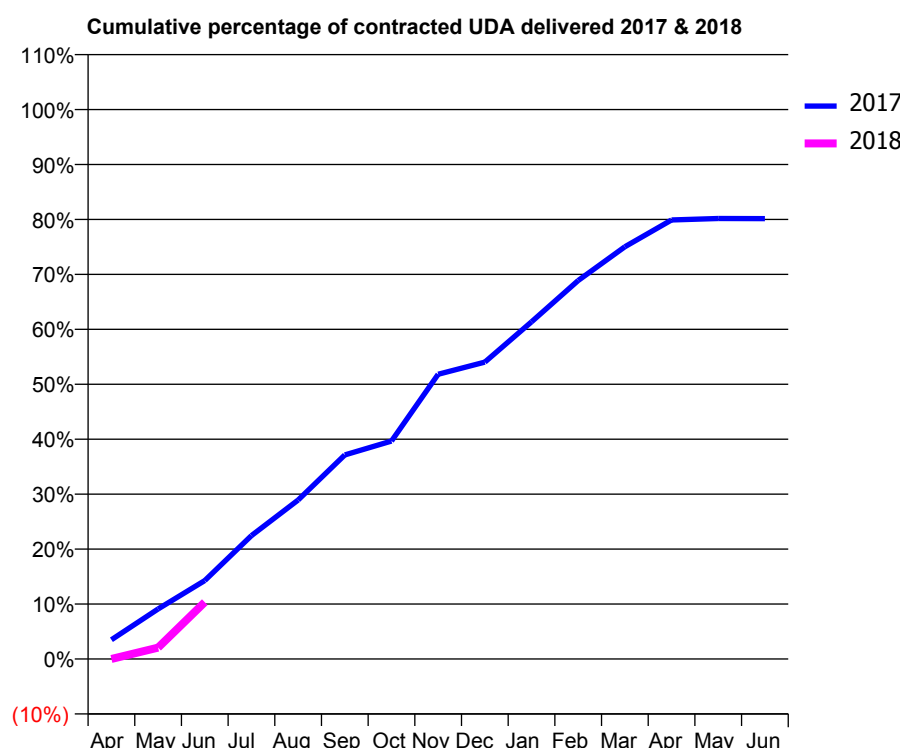
17/18 Contracted general activity (UDA)	9,483
Carry forward general activity (UDA)	0
17/18 Contracted orthodontic activity (UOA)	0
Carry forward orthodontic activity (UOA)	0
Baseline contract value	£236,484.12

ACCESS*

Patients seen in 24 months	Total	Change since previous quarter
Quarter ending June 2016	2,322	
Quarter ending September 2016	2,275	↓
Quarter ending December 2016	2,227	↓
Quarter ending March 2017	2,197	↓
Quarter ending June 2017	2,137	↓
Variance since June 2016	(8.0%)	↓



ACTIVITY



Adjusted Scheduled Activity (UDA)		
Month	2017	2018
April	342	0
May	887	198
June	1,388	982
July	2,183	
August	2,815	
September	3,613	
October	3,857	
November	5,040	
December	5,255	
January	5,966	
February	6,698	
March	7,296	
April	7,768	
May	7,795	
June	7,792	

QUALITY

	Quantity	Base Number	Contract	AT	Region	England
% of FP17s for the same patient ID Re-attending within 3 months - Children	11	184	6.0%	9.4%	11.6%	12.0%
% of FP17s for the same patient ID Re-attending within 3 months - Adults	87	450	19.3%	13.7%	15.9%	16.0%
% of FP17s for the same patient ID Re-attending between 3 & 9 months - Children	123	184	66.8%	61.9%	60.4%	58.0%
% of FP17s for the same patient ID Re-attending between 3 & 9 months - Adults	272	450	60.4%	52.9%	52.3%	50.9%
% of FP17s for Band 1 Urgent Courses	30	450	6.7%	8.1%	9.5%	9.1%
% of FP17s Relating to Free Repair or Replacements	0	450	0.0%	0.8%	0.7%	0.8%
% of FP17s Relating to Continuations	0	450	0.0%	1.0%	1.0%	1.1%
% of Patients satisfied with the dentistry they have received	3	3	N/A	92.0%	91.9%	91.7%
% of Patients satisfied with the time they had to wait for an appointment	3	3	N/A	88.2%	88.0%	88.0%

* This is based on patients treated on this contract for their most recent course of treatment. Figures in italics indicate the base number of FP17s or Patient Questionnaire responses are less than 100. N/A is shown where the base number of responses is less than 10 during the period. % is calculated as Quantity/Base number*100

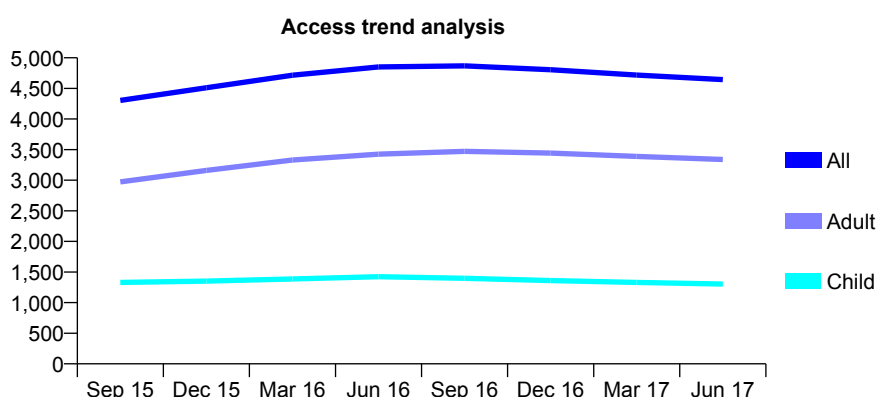
Q64 - Vital Signs At a Glance Contract Report for 134333/0001 - June 2017

Name or company name	Chantry Dental Practice
Contract type name	GDS Contract
Purpose of contract	General
Contract start date	01/04/2006
Contract end date	

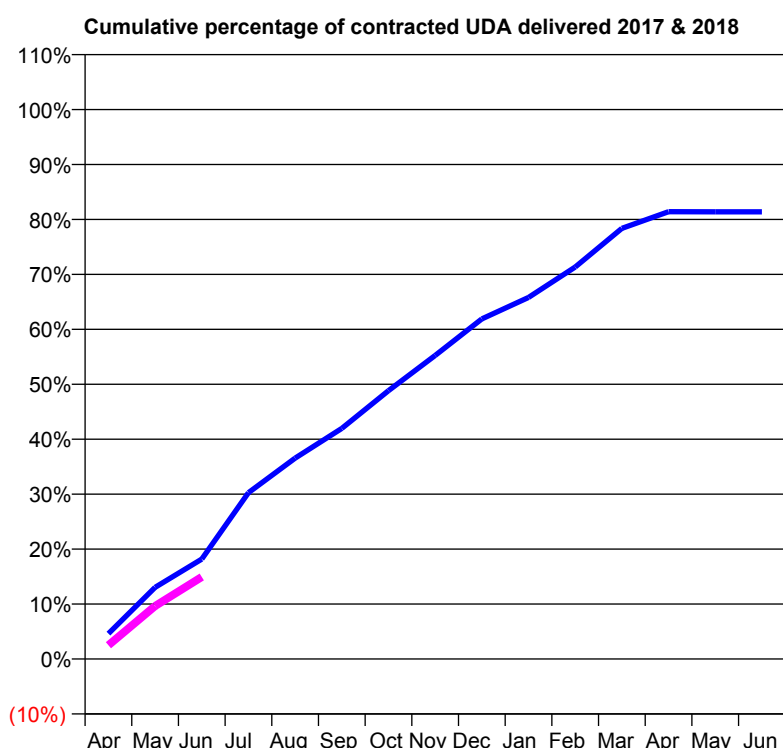
17/18 Contracted general activity (UDA)	13,445
Carry forward general activity (UDA)	0
17/18 Contracted orthodontic activity (UOA)	0
Carry forward orthodontic activity (UOA)	0
Baseline contract value	£357,832.47

ACCESS*

Patients seen in 24 months	Total	Change since previous quarter
Quarter ending June 2016	4,850	
Quarter ending September 2016	4,868	→
Quarter ending December 2016	4,804	↓
Quarter ending March 2017	4,718	↓
Quarter ending June 2017	4,643	↓
Variance since June 2016	(4.3%)	↓



ACTIVITY



Adjusted Scheduled Activity (UDA)		
Month	2017	2018
April	623	338
May	1,754	1,297
June	2,444	2,010
July	4,070	
August	4,914	
September	5,644	
October	6,566	
November	7,427	
December	8,321	
January	8,847	
February	9,591	
March	10,537	
April	10,943	
May	10,940	
June	10,940	

QUALITY

	Quantity	Base Number	Contract	AT	Region	England
% of FP17s for the same patient ID Re-attending within 3 months - Children	16	392	4.1%	9.4%	11.6%	12.0%
% of FP17s for the same patient ID Re-attending within 3 months - Adults	124	869	14.3%	13.7%	15.9%	16.0%
% of FP17s for the same patient ID Re-attending between 3 & 9 months - Children	186	392	47.4%	61.9%	60.4%	58.0%
% of FP17s for the same patient ID Re-attending between 3 & 9 months - Adults	344	869	39.6%	52.9%	52.3%	50.9%
% of FP17s for Band 1 Urgent Courses	63	1,069	5.9%	8.1%	9.5%	9.1%
% of FP17s Relating to Free Repair or Replacements	8	1,069	0.7%	0.8%	0.7%	0.8%
% of FP17s Relating to Continuations	23	1,069	2.2%	1.0%	1.0%	1.1%
% of Patients satisfied with the dentistry they have received	13	13	100.0%	92.0%	91.9%	91.7%
% of Patients satisfied with the time they had to wait for an appointment	13	13	100.0%	88.2%	88.0%	88.0%

* This is based on patients treated on this contract for their most recent course of treatment. Figures in italics indicate the base number of FP17s or Patient Questionnaire responses are less than 100. N/A is shown where the base number of responses is less than 10 during the period. % is calculated as Quantity/Base number*100

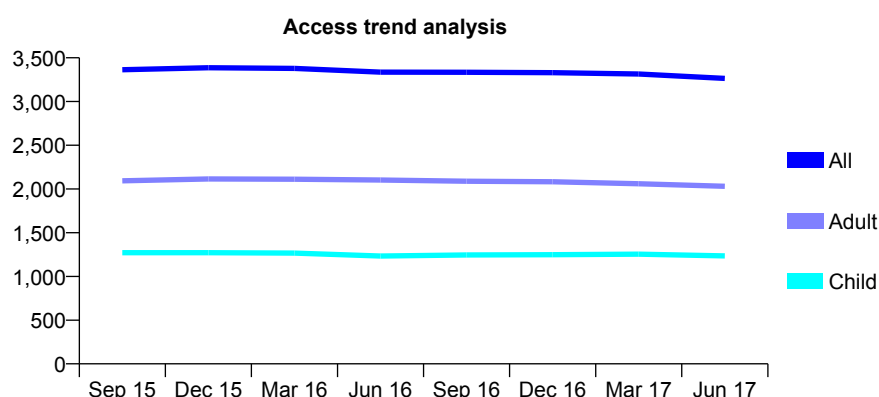
Q64 - Vital Signs At a Glance Contract Report for 135011/0001 - June 2017

Name or company name	Wyllye Valley Dentistry Limited
Contract type name	GDS Contract
Purpose of contract	General
Contract start date	01/04/2008
Contract end date	

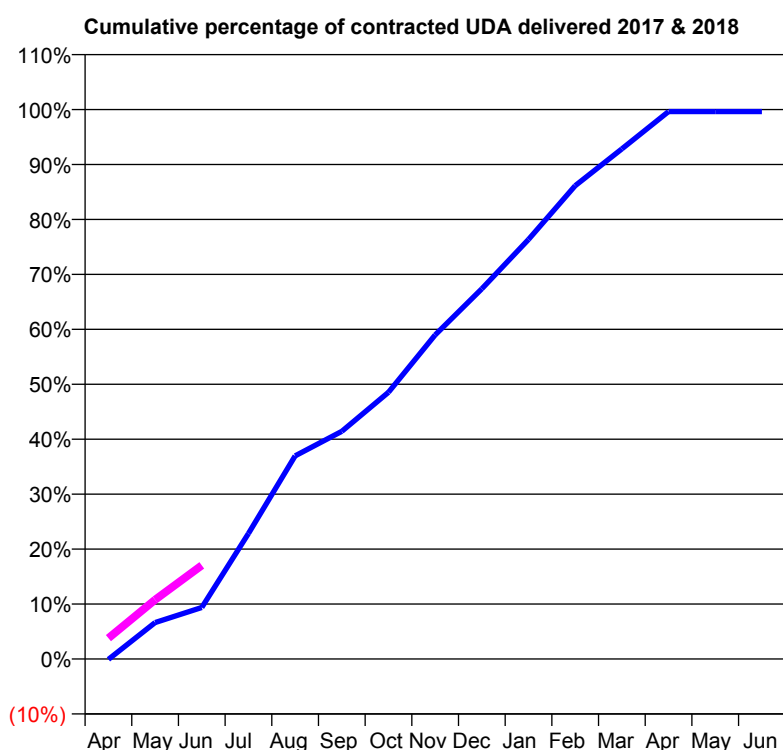
17/18 Contracted general activity (UDA)	7,374
Carry forward general activity (UDA)	0
17/18 Contracted orthodontic activity (UOA)	0
Carry forward orthodontic activity (UOA)	0
Baseline contract value	£169,122.40

ACCESS*

Patients seen in 24 months	Total	Change since previous quarter
Quarter ending June 2016	3,336	
Quarter ending September 2016	3,334	→
Quarter ending December 2016	3,330	→
Quarter ending March 2017	3,314	→
Quarter ending June 2017	3,264	↓
Variance since June 2016	(2.2%)	↓



ACTIVITY



Month	Adjusted Scheduled Activity (UDA)	
	2017	2018
April	-6	281
May	490	796
June	691	1,257
July	1,684	
August	2,727	
September	3,055	
October	3,579	
November	4,350	
December	4,969	
January	5,630	
February	6,352	
March	6,846	
April	7,347	
May	7,347	
June	7,347	

QUALITY

	Quantity	Base Number	Contract	AT	Region	England
% of FP17s for the same patient ID Re-attending within 3 months - Children	49	530	9.2%	9.4%	11.6%	12.0%
% of FP17s for the same patient ID Re-attending within 3 months - Adults	88	725	12.1%	13.7%	15.9%	16.0%
% of FP17s for the same patient ID Re-attending between 3 & 9 months - Children	361	530	68.1%	61.9%	60.4%	58.0%
% of FP17s for the same patient ID Re-attending between 3 & 9 months - Adults	511	725	70.5%	52.9%	52.3%	50.9%
% of FP17s for Band 1 Urgent Courses	50	723	6.9%	8.1%	9.5%	9.1%
% of FP17s Relating to Free Repair or Replacements	3	723	0.4%	0.8%	0.7%	0.8%
% of FP17s Relating to Continuations	4	723	0.6%	1.0%	1.0%	1.1%
% of Patients satisfied with the dentistry they have received	7	7	N/A	92.0%	91.9%	91.7%
% of Patients satisfied with the time they had to wait for an appointment	7	7	N/A	88.2%	88.0%	88.0%

* This is based on patients treated on this contract for their most recent course of treatment. Figures in italics indicate the base number of FP17s or Patient Questionnaire responses are less than 100. N/A is shown where the base number of responses is less than 10 during the period. % is calculated as Quantity/Base number*100

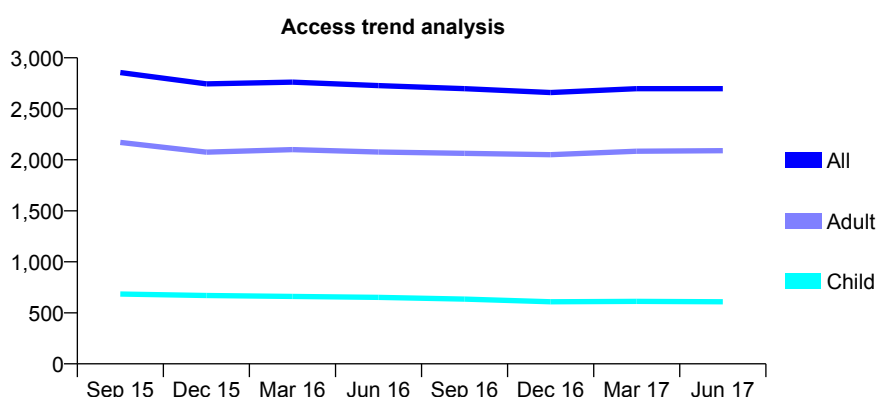
Q64 - Vital Signs At a Glance Contract Report for 135232/0001 - June 2017

Name or company name	Kennet River Dental Practice
Contract type name	PDS Contract
Purpose of contract	General
Contract start date	01/01/2009
Contract end date	01/01/2019

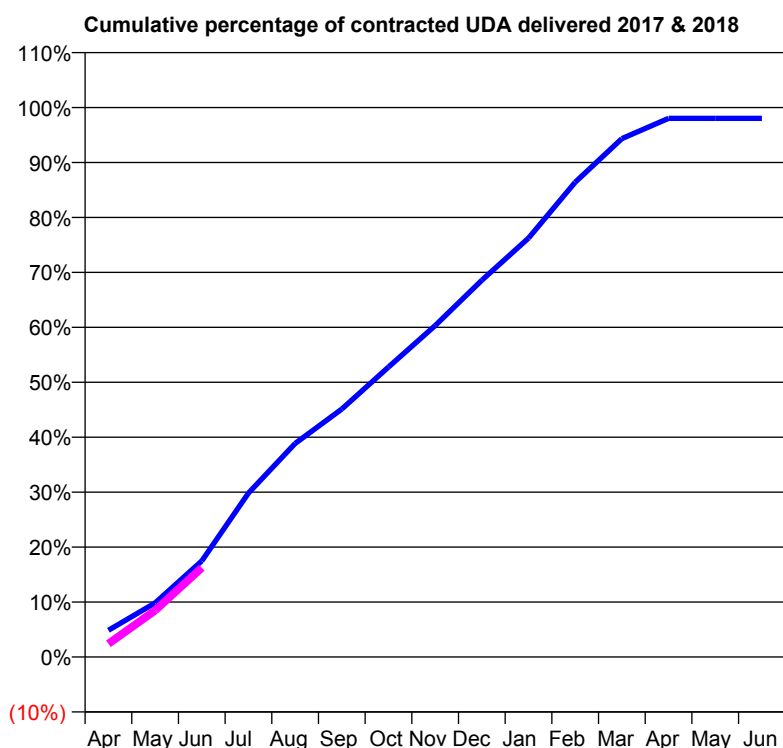
17/18 Contracted general activity (UDA)	7,696
Carry forward general activity (UDA)	0
17/18 Contracted orthodontic activity (UOA)	0
Carry forward orthodontic activity (UOA)	0
Baseline contract value	£174,339.46

ACCESS*

Patients seen in 24 months	Total	Change since previous quarter
Quarter ending June 2016	2,727	
Quarter ending September 2016	2,697	↓
Quarter ending December 2016	2,659	↓
Quarter ending March 2017	2,697	→
Quarter ending June 2017	2,698	→
Variance since June 2016	(1.1%)	↓



ACTIVITY



Adjusted Scheduled Activity (UDA)		
Month	2017	2018
April	374	186
May	758	654
June	1,346	1,250
July	2,297	
August	2,992	
September	3,472	
October	4,061	
November	4,641	
December	5,277	
January	5,867	
February	6,650	
March	7,260	
April	7,544	
May	7,543	
June	7,543	

QUALITY

	Quantity	Base Number	Contract	AT	Region	England
% of FP17s for the same patient ID Re-attending within 3 months - Children	16	215	7.4%	9.4%	11.6%	12.0%
% of FP17s for the same patient ID Re-attending within 3 months - Adults	54	620	8.7%	13.7%	15.9%	16.0%
% of FP17s for the same patient ID Re-attending between 3 & 9 months - Children	154	215	71.6%	61.9%	60.4%	58.0%
% of FP17s for the same patient ID Re-attending between 3 & 9 months - Adults	358	620	57.7%	52.9%	52.3%	50.9%
% of FP17s for Band 1 Urgent Courses	50	718	7.0%	8.1%	9.5%	9.1%
% of FP17s Relating to Free Repair or Replacements	8	718	1.1%	0.8%	0.7%	0.8%
% of FP17s Relating to Continuations	2	718	0.3%	1.0%	1.0%	1.1%
% of Patients satisfied with the dentistry they have received	9	10	90.0%	92.0%	91.9%	91.7%
% of Patients satisfied with the time they had to wait for an appointment	9	10	90.0%	88.2%	88.0%	88.0%

* This is based on patients treated on this contract for their most recent course of treatment. Figures in italics indicate the base number of FP17s or Patient Questionnaire responses are less than 100. N/A is shown where the base number of responses is less than 10 during the period. % is calculated as Quantity/Base number*100

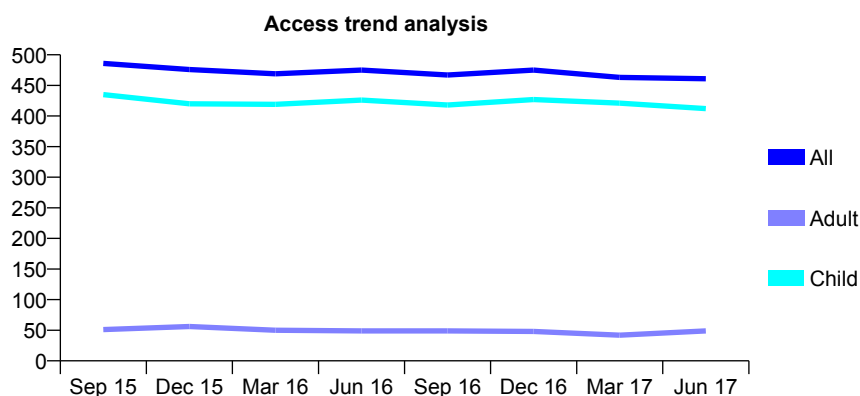
Q64 - Vital Signs At a Glance Contract Report for 135240/0001 - June 2017

Name or company name	Old College Dental Surgery
Contract type name	GDS Contract
Purpose of contract	General
Contract start date	01/04/2006
Contract end date	

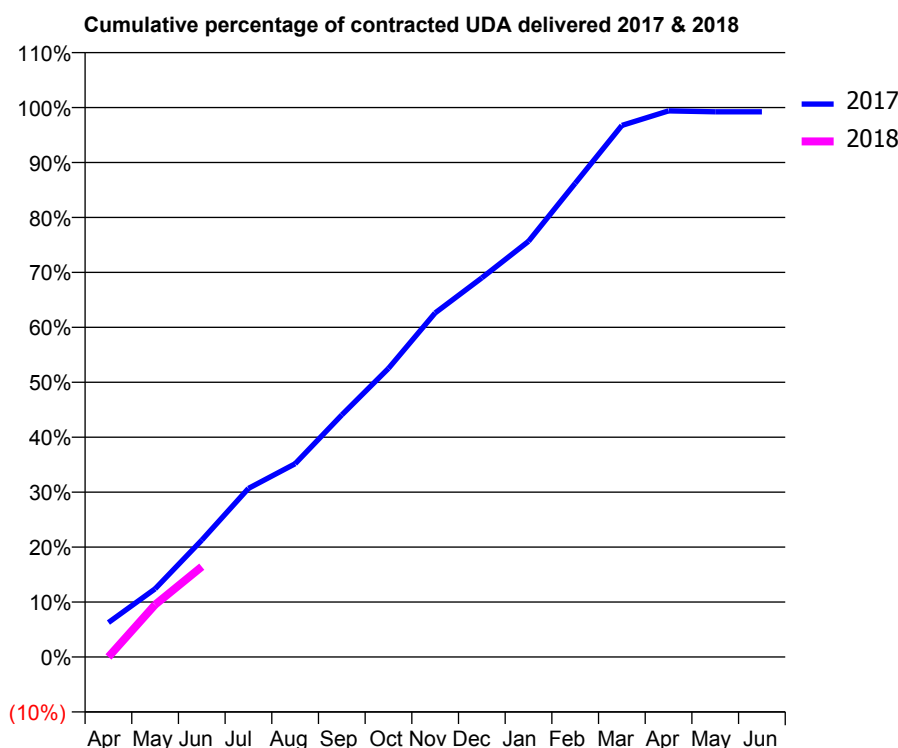
17/18 Contracted general activity (UDA)	1,111
Carry forward general activity (UDA)	0
17/18 Contracted orthodontic activity (UOA)	0
Carry forward orthodontic activity (UOA)	0
Baseline contract value	£24,812.12

ACCESS*

Patients seen in 24 months	Total	Change since previous quarter
Quarter ending June 2016	475	
Quarter ending September 2016	467	↓
Quarter ending December 2016	475	→
Quarter ending March 2017	463	↓
Quarter ending June 2017	461	→
Variance since June 2016	(2.9%)	↓



ACTIVITY



Month	Adjusted Scheduled Activity (UDA)	
	2017	2018
April	70	0
May	138	106
June	236	183
July	341	
August	391	
September	489	
October	584	
November	696	
December	767	
January	840	
February	958	
March	1,075	
April	1,104	
May	1,102	
June	1,102	

QUALITY

	Quantity	Base Number	Contract	AT	Region	England
% of FP17s for the same patient ID Re-attending within 3 months - Children	12	170	7.1%	9.4%	11.6%	12.0%
% of FP17s for the same patient ID Re-attending within 3 months - Adults	0	0	N/A	13.7%	15.9%	16.0%
% of FP17s for the same patient ID Re-attending between 3 & 9 months - Children	129	170	75.9%	61.9%	60.4%	58.0%
% of FP17s for the same patient ID Re-attending between 3 & 9 months - Adults	0	0	N/A	52.9%	52.3%	50.9%
% of FP17s for Band 1 Urgent Courses	8	145	5.5%	8.1%	9.5%	9.1%
% of FP17s Relating to Free Repair or Replacements	0	145	0.0%	0.8%	0.7%	0.8%
% of FP17s Relating to Continuations	0	145	0.0%	1.0%	1.0%	1.1%
% of Patients satisfied with the dentistry they have received	2	2	N/A	92.0%	91.9%	91.7%
% of Patients satisfied with the time they had to wait for an appointment	2	2	N/A	88.2%	88.0%	88.0%

* This is based on patients treated on this contract for their most recent course of treatment. Figures in italics indicate the base number of FP17s or Patient Questionnaire responses are less than 100. N/A is shown where the base number of responses is less than 10 during the period. % is calculated as Quantity/Base number*100

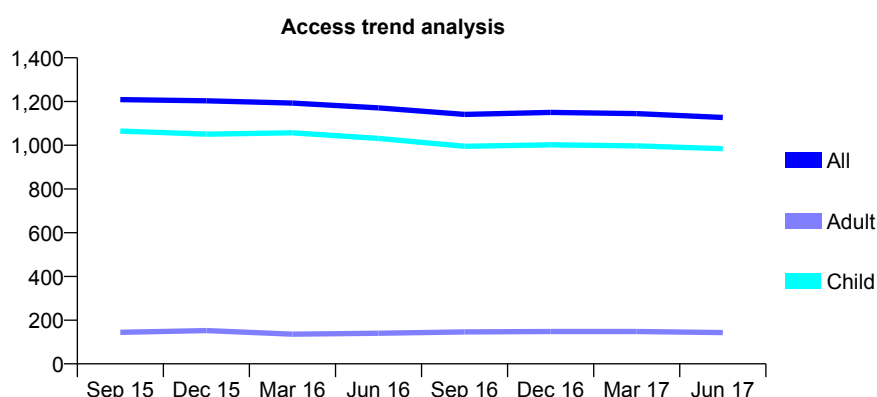
Q64 - Vital Signs At a Glance Contract Report for 135801/0001 - June 2017

Name or company name	Williams & Sanghera Dental Practice
Contract type name	GDS Contract
Purpose of contract	General
Contract start date	01/04/2006
Contract end date	

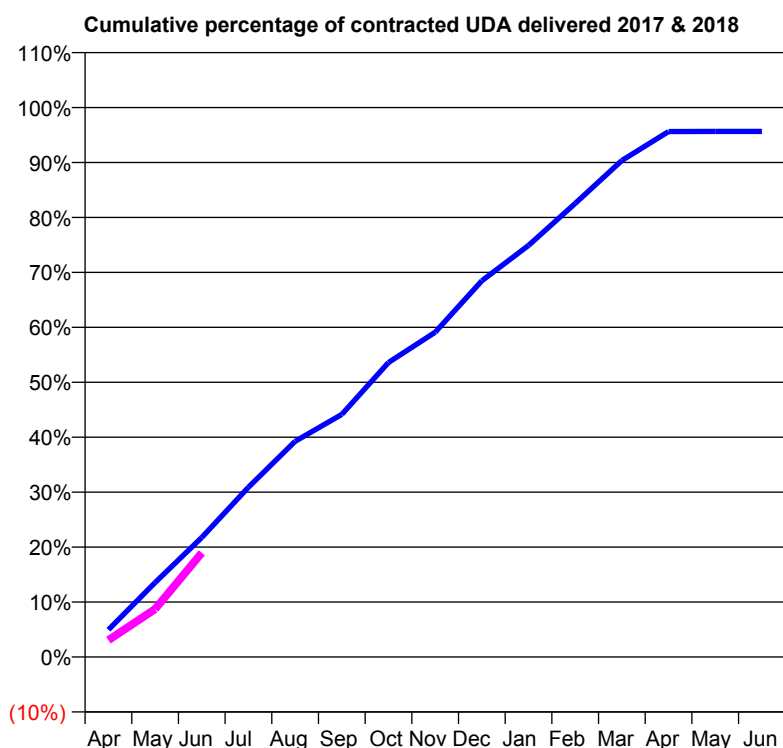
17/18 Contracted general activity (UDA)	2,487
Carry forward general activity (UDA)	0
17/18 Contracted orthodontic activity (UOA)	0
Carry forward orthodontic activity (UOA)	0
Baseline contract value	£59,454.67

ACCESS*

Patients seen in 24 months	Total	Change since previous quarter
Quarter ending June 2016	1,171	
Quarter ending September 2016	1,141	↓
Quarter ending December 2016	1,150	→
Quarter ending March 2017	1,145	→
Quarter ending June 2017	1,127	↓
Variance since June 2016	(3.8%)	↓



ACTIVITY



Adjusted Scheduled Activity (UDA)		
Month	2017	2018
April	123	76
May	337	217
June	541	472
July	769	
August	976	
September	1,098	
October	1,333	
November	1,470	
December	1,703	
January	1,863	
February	2,053	
March	2,247	
April	2,378	
May	2,379	
June	2,379	

QUALITY

	Quantity	Base Number	Contract	AT	Region	England
% of FP17s for the same patient ID Re-attending within 3 months - Children	28	452	6.2%	9.4%	11.6%	12.0%
% of FP17s for the same patient ID Re-attending within 3 months - Adults	0	0	N/A	13.7%	15.9%	16.0%
% of FP17s for the same patient ID Re-attending between 3 & 9 months - Children	317	452	70.1%	61.9%	60.4%	58.0%
% of FP17s for the same patient ID Re-attending between 3 & 9 months - Adults	0	0	N/A	52.9%	52.3%	50.9%
% of FP17s for Band 1 Urgent Courses	9	361	2.5%	8.1%	9.5%	9.1%
% of FP17s Relating to Free Repair or Replacements	0	361	0.0%	0.8%	0.7%	0.8%
% of FP17s Relating to Continuations	0	361	0.0%	1.0%	1.0%	1.1%
% of Patients satisfied with the dentistry they have received	1	2	N/A	92.0%	91.9%	91.7%
% of Patients satisfied with the time they had to wait for an appointment	1	2	N/A	88.2%	88.0%	88.0%

* This is based on patients treated on this contract for their most recent course of treatment. Figures in italics indicate the base number of FP17s or Patient Questionnaire responses are less than 100. N/A is shown where the base number of responses is less than 10 during the period. % is calculated as Quantity/Base number*100

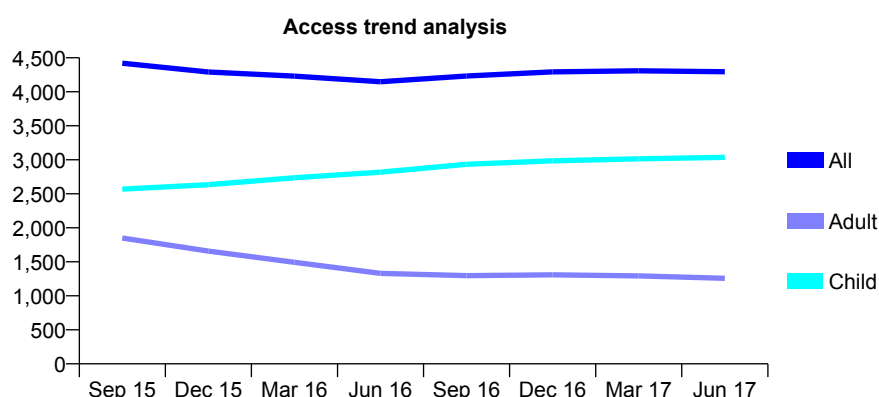
Q64 - Vital Signs At a Glance Contract Report for 136441/0001 - June 2017

Name or company name	Priory Vale Partnership
Contract type name	GDS Contract
Purpose of contract	General
Contract start date	01/03/2013
Contract end date	

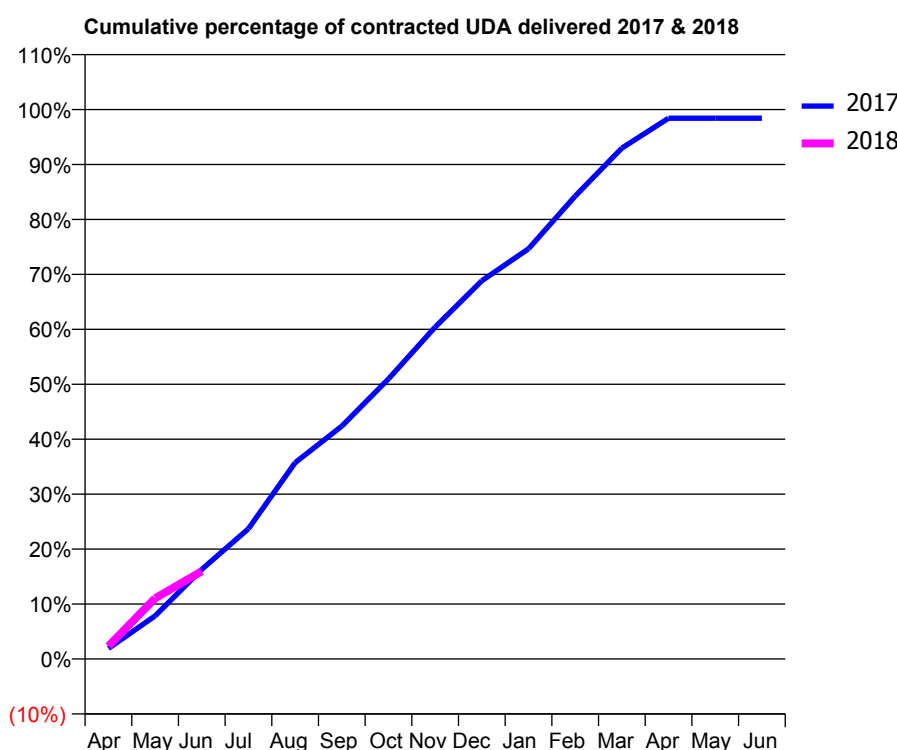
17/18 Contracted general activity (UDA)	10,467
Carry forward general activity (UDA)	0
17/18 Contracted orthodontic activity (UOA)	0
Carry forward orthodontic activity (UOA)	0
Baseline contract value	£256,556.63

ACCESS*

Patients seen in 24 months	Total	Change since previous quarter
Quarter ending June 2016	4,149	
Quarter ending September 2016	4,232	↑
Quarter ending December 2016	4,294	→
Quarter ending March 2017	4,309	→
Quarter ending June 2017	4,295	→
Variance since June 2016	3.5%	↑



ACTIVITY



Adjusted Scheduled Activity (UDA)		
Month	2017	2018
April	203	245
May	821	1,157
June	1,707	1,672
July	2,484	
August	3,741	
September	4,435	
October	5,336	
November	6,325	
December	7,204	
January	7,815	
February	8,817	
March	9,732	
April	10,301	
May	10,300	
June	10,300	

QUALITY

	Quantity	Base Number	Contract	AT	Region	England
% of FP17s for the same patient ID Re-attending within 3 months - Children	41	935	4.4%	9.4%	11.6%	12.0%
% of FP17s for the same patient ID Re-attending within 3 months - Adults	48	279	17.2%	13.7%	15.9%	16.0%
% of FP17s for the same patient ID Re-attending between 3 & 9 months - Children	535	935	57.2%	61.9%	60.4%	58.0%
% of FP17s for the same patient ID Re-attending between 3 & 9 months - Adults	116	279	41.6%	52.9%	52.3%	50.9%
% of FP17s for Band 1 Urgent Courses	62	970	6.4%	8.1%	9.5%	9.1%
% of FP17s Relating to Free Repair or Replacements	0	970	0.0%	0.8%	0.7%	0.8%
% of FP17s Relating to Continuations	0	970	0.0%	1.0%	1.0%	1.1%
% of Patients satisfied with the dentistry they have received	8	10	80.0%	92.0%	91.9%	91.7%
% of Patients satisfied with the time they had to wait for an appointment	9	10	90.0%	88.2%	88.0%	88.0%

* This is based on patients treated on this contract for their most recent course of treatment. Figures in italics indicate the base number of FP17s or Patient Questionnaire responses are less than 100. N/A is shown where the base number of responses is less than 10 during the period. % is calculated as Quantity/Base number*100

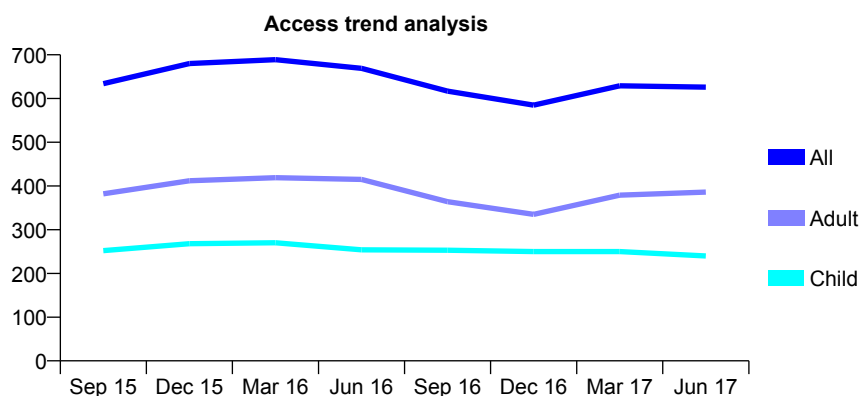
Q64 - Vital Signs At a Glance Contract Report for 136522/0001 - June 2017

Name or company name	Mr MJ Brown, Saltford Dental Practice
Contract type name	GDS Contract
Purpose of contract	General
Contract start date	30/05/2014
Contract end date	

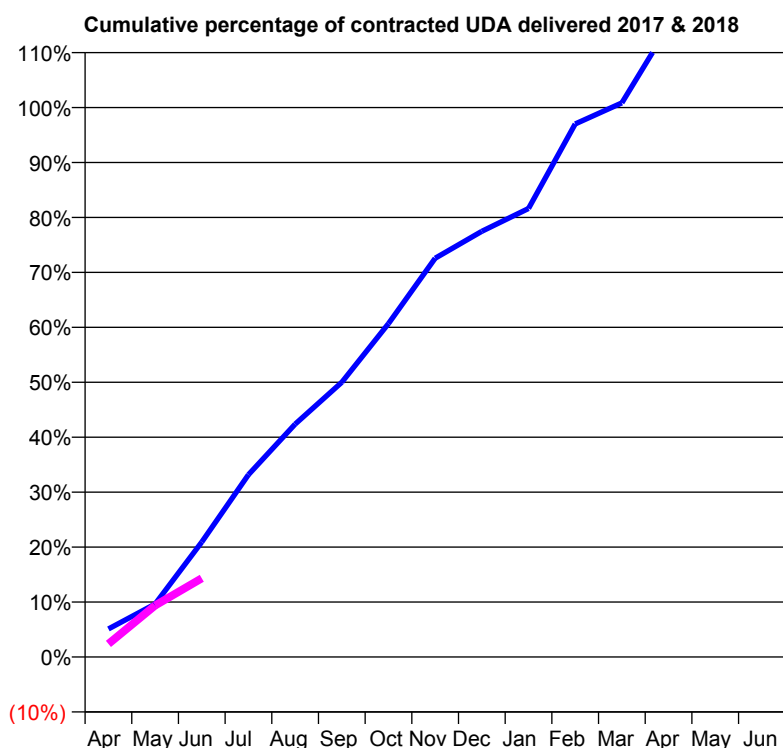
17/18 Contracted general activity (UDA)	1,014
Carry forward general activity (UDA)	0
17/18 Contracted orthodontic activity (UOA)	0
Carry forward orthodontic activity (UOA)	0
Baseline contract value	£25,957.78

ACCESS*

Patients seen in 24 months	Total	Change since previous quarter
Quarter ending June 2016	669	
Quarter ending September 2016	617	↓
Quarter ending December 2016	585	↓
Quarter ending March 2017	629	↑
Quarter ending June 2017	626	→
Variance since June 2016	(6.4%)	↓



ACTIVITY



Adjusted Scheduled Activity (UDA)		
Month	2017	2018
April	52	24
May	98	95
June	212	145
July	336	
August	430	
September	507	
October	615	
November	736	
December	786	
January	828	
February	984	
March	1,023	
April	1,164	
May	1,170	
June	1,171	

QUALITY

	Quantity	Base Number	Contract	AT	Region	England
% of FP17s for the same patient ID Re-attending within 3 months - Children	3	90	3.3%	9.4%	11.6%	12.0%
% of FP17s for the same patient ID Re-attending within 3 months - Adults	6	94	6.4%	13.7%	15.9%	16.0%
% of FP17s for the same patient ID Re-attending between 3 & 9 months - Children	61	90	67.8%	61.9%	60.4%	58.0%
% of FP17s for the same patient ID Re-attending between 3 & 9 months - Adults	49	94	52.1%	52.9%	52.3%	50.9%
% of FP17s for Band 1 Urgent Courses	7	98	7.1%	8.1%	9.5%	9.1%
% of FP17s Relating to Free Repair or Replacements	0	98	0.0%	0.8%	0.7%	0.8%
% of FP17s Relating to Continuations	0	98	0.0%	1.0%	1.0%	1.1%
% of Patients satisfied with the dentistry they have received	2	2	N/A	92.0%	91.9%	91.7%
% of Patients satisfied with the time they had to wait for an appointment	2	2	N/A	88.2%	88.0%	88.0%

* This is based on patients treated on this contract for their most recent course of treatment. Figures in italics indicate the base number of FP17s or Patient Questionnaire responses are less than 100. N/A is shown where the base number of responses is less than 10 during the period. % is calculated as Quantity/Base number*100

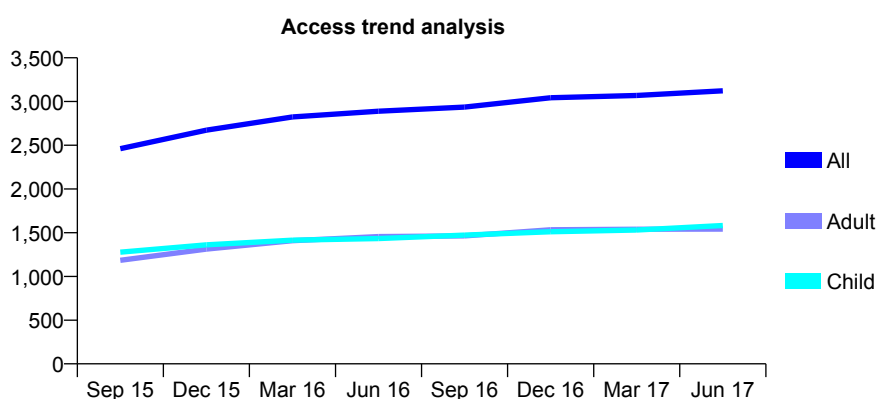
Q64 - Vital Signs At a Glance Contract Report for 137995/0001 - June 2017

Name or company name	Nelson Street Dental Practice Partnership
Contract type name	GDS Contract
Purpose of contract	General
Contract start date	01/04/2014
Contract end date	

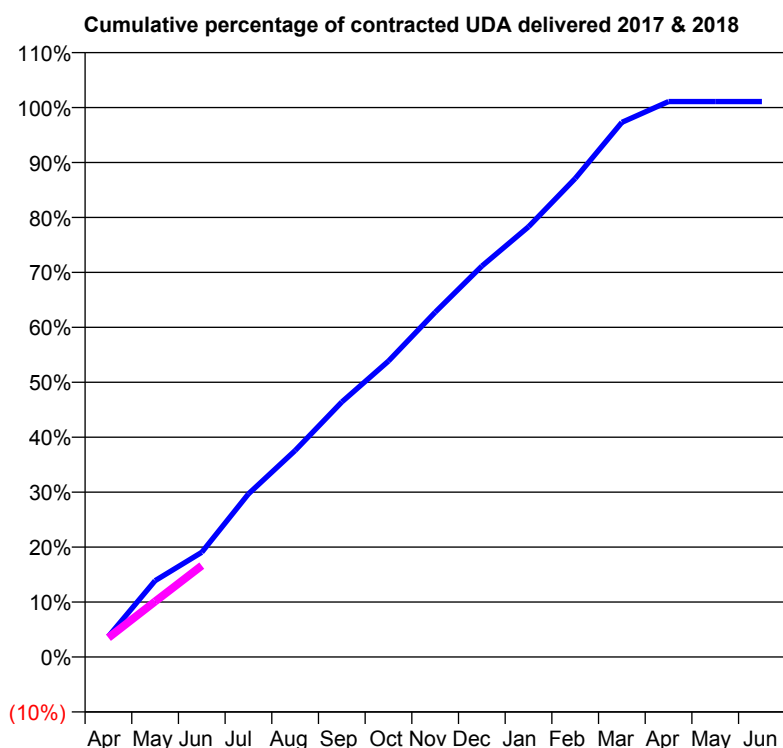
17/18 Contracted general activity (UDA)	8,023
Carry forward general activity (UDA)	0
17/18 Contracted orthodontic activity (UOA)	0
Carry forward orthodontic activity (UOA)	0
Baseline contract value	£185,243.74

ACCESS*

Patients seen in 24 months	Total	Change since previous quarter
Quarter ending June 2016	2,889	
Quarter ending September 2016	2,937	→
Quarter ending December 2016	3,043	↑
Quarter ending March 2017	3,069	→
Quarter ending June 2017	3,123	→
Variance since June 2016	8.1%	↑



ACTIVITY



Adjusted Scheduled Activity (UDA)		
Month	2017	2018
April	301	282
May	1,114	811
June	1,529	1,334
July	2,382	
August	3,015	
September	3,724	
October	4,321	
November	5,034	
December	5,707	
January	6,282	
February	6,986	
March	7,807	
April	8,109	
May	8,109	
June	8,109	

QUALITY

	Quantity	Base Number	Contract	AT	Region	England
% of FP17s for the same patient ID Re-attending within 3 months - Children	19	565	3.4%	9.4%	11.6%	12.0%
% of FP17s for the same patient ID Re-attending within 3 months - Adults	91	451	20.2%	13.7%	15.9%	16.0%
% of FP17s for the same patient ID Re-attending between 3 & 9 months - Children	391	565	69.2%	61.9%	60.4%	58.0%
% of FP17s for the same patient ID Re-attending between 3 & 9 months - Adults	236	451	52.3%	52.9%	52.3%	50.9%
% of FP17s for Band 1 Urgent Courses	26	668	3.9%	8.1%	9.5%	9.1%
% of FP17s Relating to Free Repair or Replacements	0	668	0.0%	0.8%	0.7%	0.8%
% of FP17s Relating to Continuations	11	668	1.6%	1.0%	1.0%	1.1%
% of Patients satisfied with the dentistry they have received	7	7	N/A	92.0%	91.9%	91.7%
% of Patients satisfied with the time they had to wait for an appointment	7	7	N/A	88.2%	88.0%	88.0%

* This is based on patients treated on this contract for their most recent course of treatment. Figures in italics indicate the base number of FP17s or Patient Questionnaire responses are less than 100. N/A is shown where the base number of responses is less than 10 during the period. % is calculated as Quantity/Base number*100

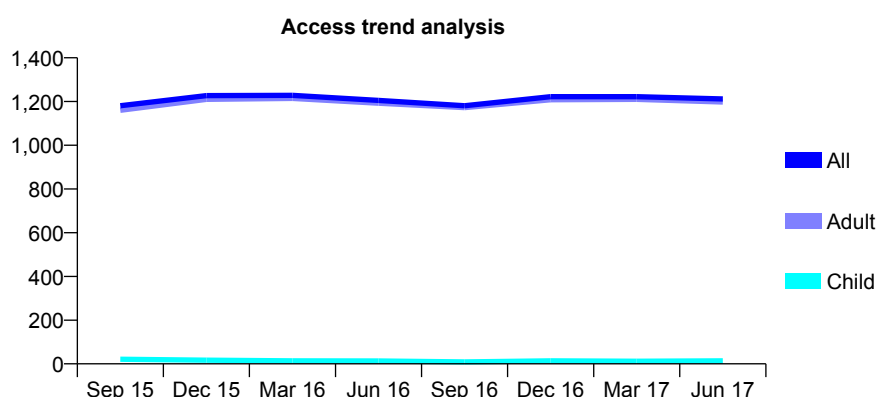
Q64 - Vital Signs At a Glance Contract Report for 138843/0001 - June 2017

Name or company name	BASDAC LLP
Contract type name	GDS Contract
Purpose of contract	General
Contract start date	01/04/2013
Contract end date	

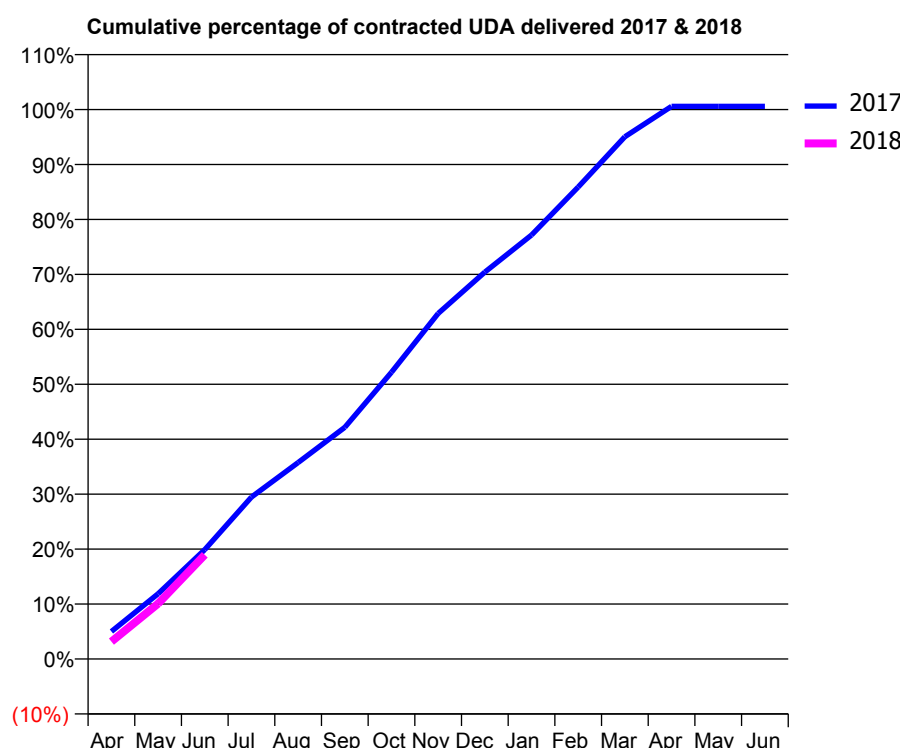
17/18 Contracted general activity (UDA)	3,339
Carry forward general activity (UDA)	0
17/18 Contracted orthodontic activity (UOA)	0
Carry forward orthodontic activity (UOA)	0
Baseline contract value	£199,697.78

ACCESS*

Patients seen in 24 months	Total	Change since previous quarter
Quarter ending June 2016	1,205	
Quarter ending September 2016	1,181	↓
Quarter ending December 2016	1,222	↑
Quarter ending March 2017	1,222	→
Quarter ending June 2017	1,212	→
Variance since June 2016	0.6%	→



ACTIVITY



Adjusted Scheduled Activity (UDA)		
Month	2017	2018
April	167	106
May	397	337
June	665	633
July	984	
August	1,194	
September	1,408	
October	1,742	
November	2,100	
December	2,351	
January	2,576	
February	2,868	
March	3,173	
April	3,358	
May	3,358	
June	3,358	

QUALITY

	Quantity	Base Number	Contract	AT	Region	England
% of FP17s for the same patient ID Re-attending within 3 months - Children	0	3	0.0%	9.4%	11.6%	12.0%
% of FP17s for the same patient ID Re-attending within 3 months - Adults	0	275	0.0%	13.7%	15.9%	16.0%
% of FP17s for the same patient ID Re-attending between 3 & 9 months - Children	0	3	0.0%	61.9%	60.4%	58.0%
% of FP17s for the same patient ID Re-attending between 3 & 9 months - Adults	1	275	0.4%	52.9%	52.3%	50.9%
% of FP17s for Band 1 Urgent Courses	0	215	0.0%	8.1%	9.5%	9.1%
% of FP17s Relating to Free Repair or Replacements	0	215	0.0%	0.8%	0.7%	0.8%
% of FP17s Relating to Continuations	0	215	0.0%	1.0%	1.0%	1.1%
% of Patients satisfied with the dentistry they have received	1	2	N/A	92.0%	91.9%	91.7%
% of Patients satisfied with the time they had to wait for an appointment	0	2	N/A	88.2%	88.0%	88.0%

* This is based on patients treated on this contract for their most recent course of treatment. Figures in italics indicate the base number of FP17s or Patient Questionnaire responses are less than 100. N/A is shown where the base number of responses is less than 10 during the period. % is calculated as Quantity/Base number*100

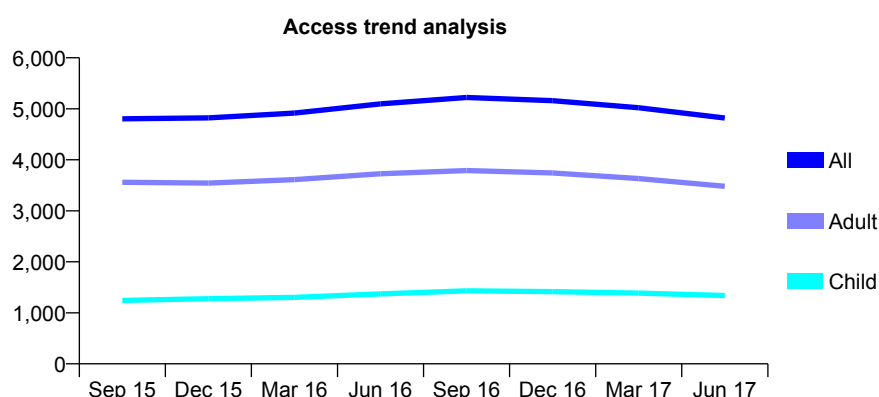
Q64 - Vital Signs At a Glance Contract Report for 141909/0001 - June 2017

Name or company name	Halton House Dental Centre
Contract type name	GDS Contract
Purpose of contract	General
Contract start date	01/04/2013
Contract end date	

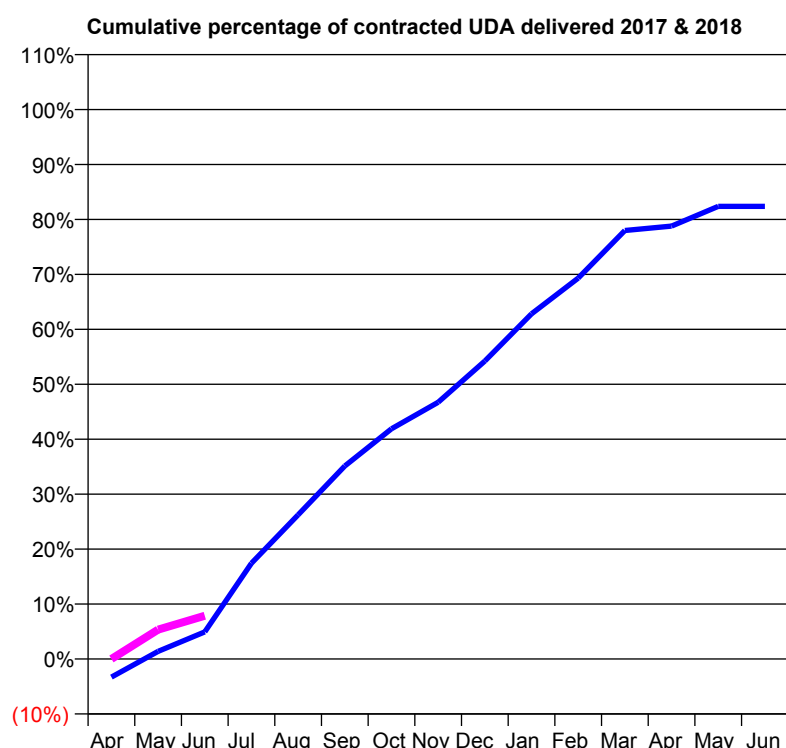
17/18 Contracted general activity (UDA)	14,628
Carry forward general activity (UDA)	0
17/18 Contracted orthodontic activity (UOA)	0
Carry forward orthodontic activity (UOA)	0
Baseline contract value	£379,687.20

ACCESS*

Patients seen in 24 months	Total	Change since previous quarter
Quarter ending June 2016	5,098	
Quarter ending September 2016	5,221	↑
Quarter ending December 2016	5,159	↓
Quarter ending March 2017	5,021	↓
Quarter ending June 2017	4,820	↓
Variance since June 2016	(5.5%)	↓



ACTIVITY



Adjusted Scheduled Activity (UDA)		
Month	2017	2018
April	-486	0
May	204	784
June	721	1,152
July	2,551	
August	3,840	
September	5,137	
October	6,127	
November	6,835	
December	7,933	
January	9,190	
February	10,139	
March	11,407	
April	11,524	
May	12,049	
June	12,049	

QUALITY

	Quantity	Base Number	Contract	AT	Region	England
% of FP17s for the same patient ID Re-attending within 3 months - Children	18	230	7.8%	9.4%	11.6%	12.0%
% of FP17s for the same patient ID Re-attending within 3 months - Adults	63	575	11.0%	13.7%	15.9%	16.0%
% of FP17s for the same patient ID Re-attending between 3 & 9 months - Children	152	230	66.1%	61.9%	60.4%	58.0%
% of FP17s for the same patient ID Re-attending between 3 & 9 months - Adults	346	575	60.2%	52.9%	52.3%	50.9%
% of FP17s for Band 1 Urgent Courses	45	556	8.1%	8.1%	9.5%	9.1%
% of FP17s Relating to Free Repair or Replacements	2	556	0.4%	0.8%	0.7%	0.8%
% of FP17s Relating to Continuations	4	556	0.7%	1.0%	1.0%	1.1%
% of Patients satisfied with the dentistry they have received	16	16	100.0%	92.0%	91.9%	91.7%
% of Patients satisfied with the time they had to wait for an appointment	15	16	93.8%	88.2%	88.0%	88.0%

* This is based on patients treated on this contract for their most recent course of treatment. Figures in italics indicate the base number of FP17s or Patient Questionnaire responses are less than 100. N/A is shown where the base number of responses is less than 10 during the period. % is calculated as Quantity/Base number*100

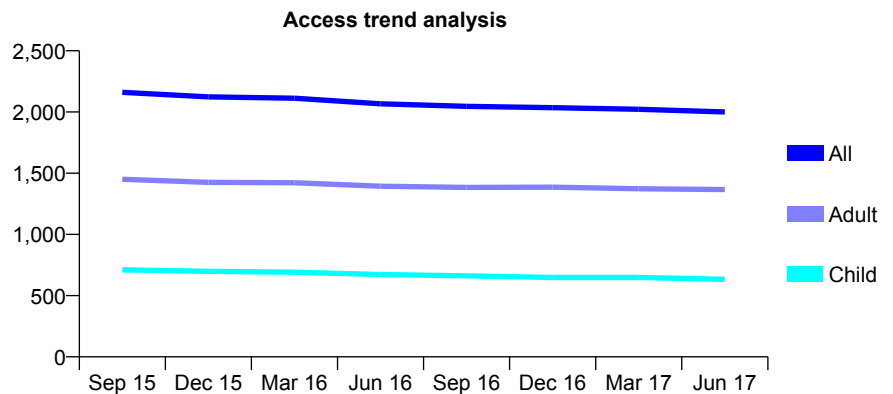
Q64 - Vital Signs At a Glance Contract Report for 146420/0001 - June 2017

Name or company name	North Way Dental Practice Ltd
Contract type name	GDS Contract
Purpose of contract	General
Contract start date	01/07/2012
Contract end date	

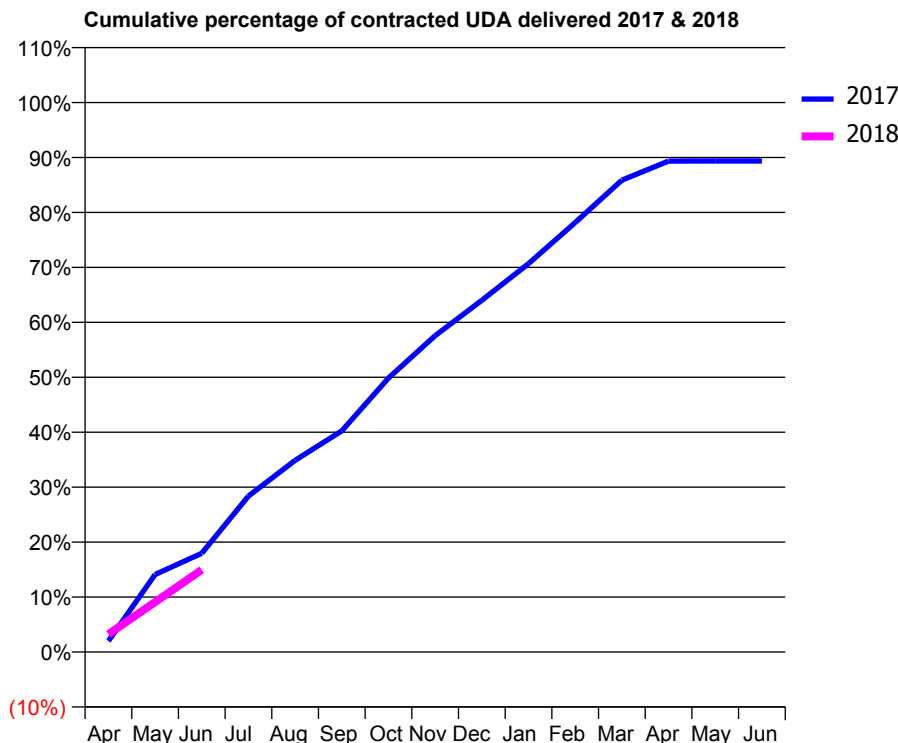
17/18 Contracted general activity (UDA)	6,184
Carry forward general activity (UDA)	0
17/18 Contracted orthodontic activity (UOA)	0
Carry forward orthodontic activity (UOA)	0
Baseline contract value	£221,083.96

ACCESS*

Patients seen in 24 months	Total	Change since previous quarter
Quarter ending June 2016	2,067	
Quarter ending September 2016	2,046	↓
Quarter ending December 2016	2,035	→
Quarter ending March 2017	2,022	→
Quarter ending June 2017	2,000	↓
Variance since June 2016	(3.2%)	↓



ACTIVITY



Adjusted Scheduled Activity (UDA)		
Month	2017	2018
April	124	200
May	872	562
June	1,111	925
July	1,755	
August	2,157	
September	2,489	
October	3,083	
November	3,561	
December	3,957	
January	4,370	
February	4,832	
March	5,310	
April	5,525	
May	5,526	
June	5,527	

QUALITY

	Quantity	Base Number	Contract	AT	Region	England
% of FP17s for the same patient ID Re-attending within 3 months - Children	11	225	4.9%	9.4%	11.6%	12.0%
% of FP17s for the same patient ID Re-attending within 3 months - Adults	68	469	14.5%	13.7%	15.9%	16.0%
% of FP17s for the same patient ID Re-attending between 3 & 9 months - Children	168	225	74.7%	61.9%	60.4%	58.0%
% of FP17s for the same patient ID Re-attending between 3 & 9 months - Adults	314	469	67.0%	52.9%	52.3%	50.9%
% of FP17s for Band 1 Urgent Courses	15	562	2.7%	8.1%	9.5%	9.1%
% of FP17s Relating to Free Repair or Replacements	0	562	0.0%	0.8%	0.7%	0.8%
% of FP17s Relating to Continuations	5	562	0.9%	1.0%	1.0%	1.1%
% of Patients satisfied with the dentistry they have received	7	8	N/A	92.0%	91.9%	91.7%
% of Patients satisfied with the time they had to wait for an appointment	7	8	N/A	88.2%	88.0%	88.0%

* This is based on patients treated on this contract for their most recent course of treatment. Figures in italics indicate the base number of FP17s or Patient Questionnaire responses are less than 100. N/A is shown where the base number of responses is less than 10 during the period. % is calculated as Quantity/Base number*100

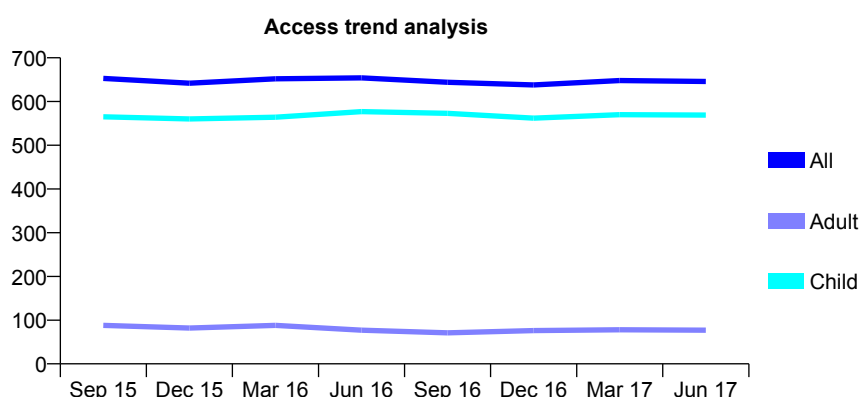
Q64 - Vital Signs At a Glance Contract Report for 147567/0001 - June 2017

Name or company name	Stonehouse Dental Practice
Contract type name	GDS Contract
Purpose of contract	General
Contract start date	01/11/2012
Contract end date	

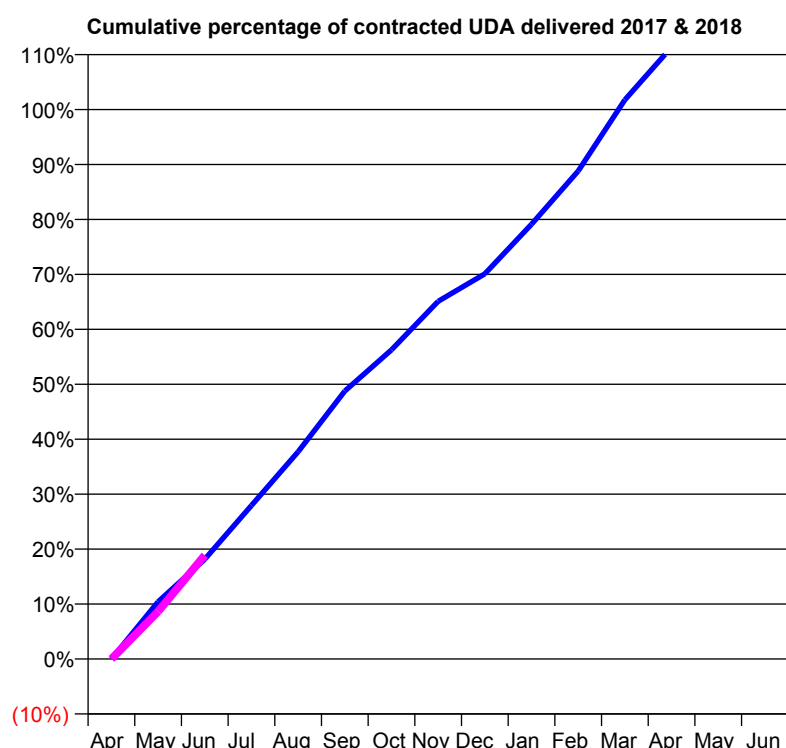
17/18 Contracted general activity (UDA)	970
Carry forward general activity (UDA)	0
17/18 Contracted orthodontic activity (UOA)	0
Carry forward orthodontic activity (UOA)	0
Baseline contract value	£21,919.17

ACCESS*

Patients seen in 24 months	Total	Change since previous quarter
Quarter ending June 2016	654	
Quarter ending September 2016	644	↓
Quarter ending December 2016	638	→
Quarter ending March 2017	648	→
Quarter ending June 2017	646	→
Variance since June 2016	(1.2%)	↓



ACTIVITY



Month	Adjusted Scheduled Activity (UDA)	
	2017	2018
April	0	0
May	101	84
June	176	183
July	271	
August	366	
September	473	
October	546	
November	631	
December	680	
January	768	
February	861	
March	987	
April	1,080	
May	1,089	
June	1,089	

QUALITY

	Quantity	Base Number	Contract	AT	Region	England
% of FP17s for the same patient ID Re-attending within 3 months - Children	12	209	5.7%	9.4%	11.6%	12.0%
% of FP17s for the same patient ID Re-attending within 3 months - Adults	2	15	13.3%	13.7%	15.9%	16.0%
% of FP17s for the same patient ID Re-attending between 3 & 9 months - Children	127	209	60.8%	61.9%	60.4%	58.0%
% of FP17s for the same patient ID Re-attending between 3 & 9 months - Adults	9	15	60.0%	52.9%	52.3%	50.9%
% of FP17s for Band 1 Urgent Courses	1	153	0.7%	8.1%	9.5%	9.1%
% of FP17s Relating to Free Repair or Replacements	0	153	0.0%	0.8%	0.7%	0.8%
% of FP17s Relating to Continuations	0	153	0.0%	1.0%	1.0%	1.1%
% of Patients satisfied with the dentistry they have received	0	0	N/A	92.0%	91.9%	91.7%
% of Patients satisfied with the time they had to wait for an appointment	0	0	N/A	88.2%	88.0%	88.0%

* This is based on patients treated on this contract for their most recent course of treatment. Figures in italics indicate the base number of FP17s or Patient Questionnaire responses are less than 100. N/A is shown where the base number of responses is less than 10 during the period. % is calculated as Quantity/Base number*100

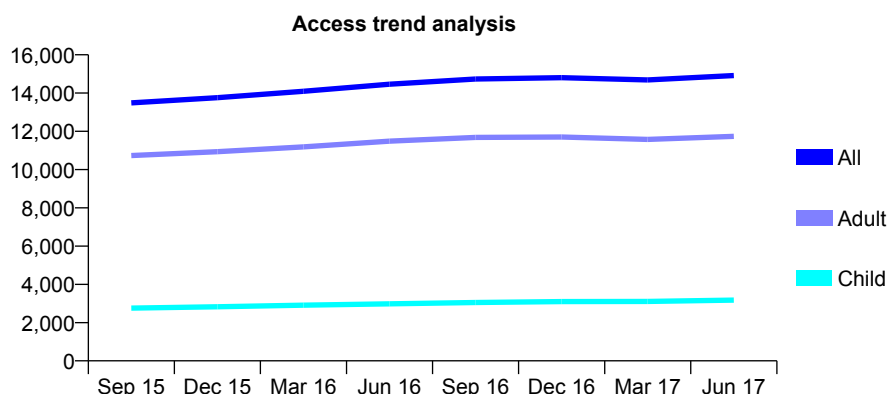
Q64 - Vital Signs At a Glance Contract Report for 147575/0001 - June 2017

Name or company name	Oriel Villas Dental Surgery
Contract type name	GDS Contract
Purpose of contract	General
Contract start date	01/09/2010
Contract end date	

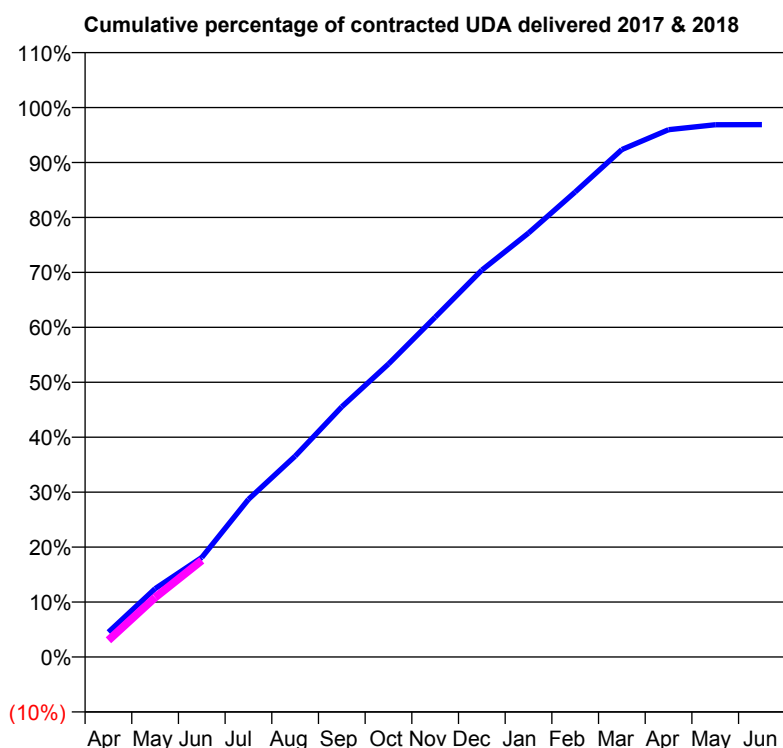
17/18 Contracted general activity (UDA)	35,818
Carry forward general activity (UDA)	0
17/18 Contracted orthodontic activity (UOA)	0
Carry forward orthodontic activity (UOA)	0
Baseline contract value	£850,081.11

ACCESS*

Patients seen in 24 months	Total	Change since previous quarter
Quarter ending June 2016	14,460	
Quarter ending September 2016	14,734	→
Quarter ending December 2016	14,801	→
Quarter ending March 2017	14,687	→
Quarter ending June 2017	14,913	→
Variance since June 2016	3.1%	↑



ACTIVITY



Adjusted Scheduled Activity (UDA)		
Month	2017	2018
April	1,625	1,089
May	4,456	3,878
June	6,487	6,301
July	10,275	
August	13,094	
September	16,310	
October	19,097	
November	22,154	
December	25,223	
January	27,632	
February	30,313	
March	33,073	
April	34,373	
May	34,690	
June	34,706	

QUALITY

	Quantity	Base Number	Contract	AT	Region	England
% of FP17s for the same patient ID Re-attending within 3 months - Children	52	1,029	5.1%	9.4%	11.6%	12.0%
% of FP17s for the same patient ID Re-attending within 3 months - Adults	265	3,261	8.1%	13.7%	15.9%	16.0%
% of FP17s for the same patient ID Re-attending between 3 & 9 months - Children	563	1,029	54.7%	61.9%	60.4%	58.0%
% of FP17s for the same patient ID Re-attending between 3 & 9 months - Adults	1,504	3,261	46.1%	52.9%	52.3%	50.9%
% of FP17s for Band 1 Urgent Courses	176	3,282	5.4%	8.1%	9.5%	9.1%
% of FP17s Relating to Free Repair or Replacements	27	3,282	0.8%	0.8%	0.7%	0.8%
% of FP17s Relating to Continuations	9	3,282	0.3%	1.0%	1.0%	1.1%
% of Patients satisfied with the dentistry they have received	41	45	91.1%	92.0%	91.9%	91.7%
% of Patients satisfied with the time they had to wait for an appointment	37	45	82.2%	88.2%	88.0%	88.0%

* This is based on patients treated on this contract for their most recent course of treatment. Figures in italics indicate the base number of FP17s or Patient Questionnaire responses are less than 100. N/A is shown where the base number of responses is less than 10 during the period. % is calculated as Quantity/Base number*100

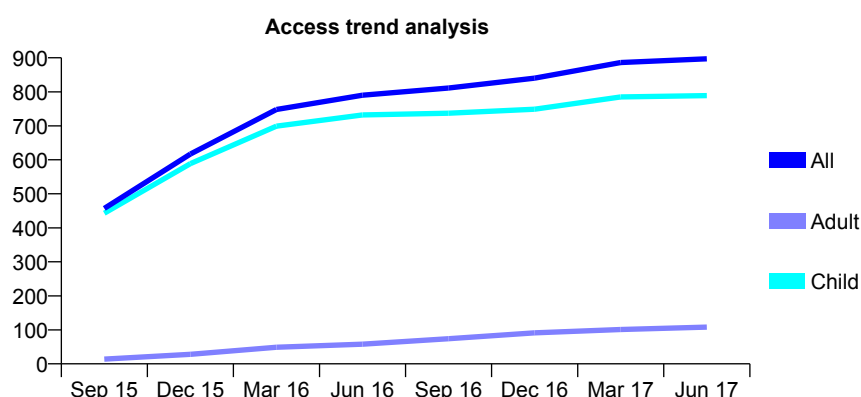
Q64 - Vital Signs At a Glance Contract Report for 148210/0001 - June 2017

Name or company name	Clarence House Partnership
Contract type name	GDS Contract
Purpose of contract	General
Contract start date	07/04/2015
Contract end date	

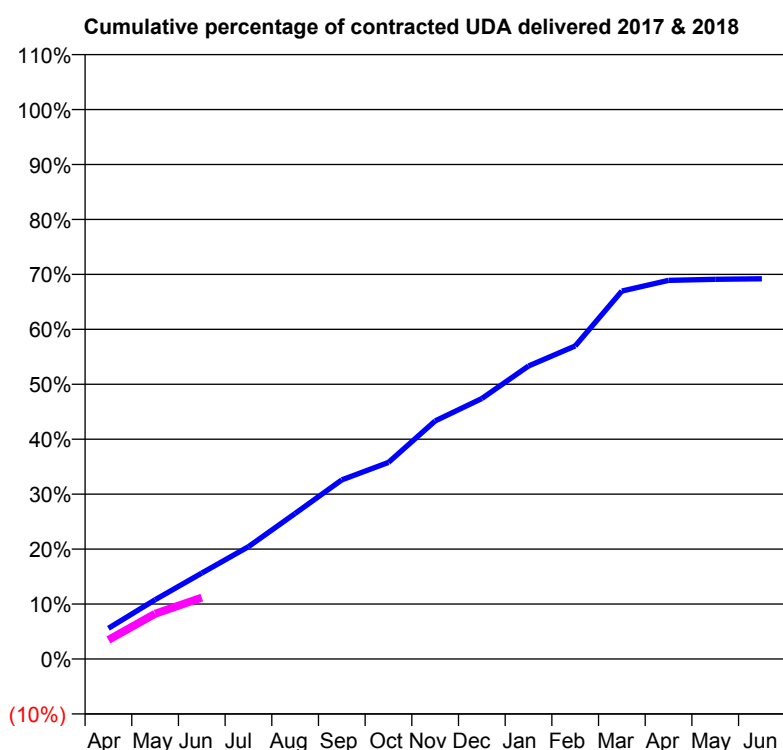
17/18 Contracted general activity (UDA)	3,051
Carry forward general activity (UDA)	0
17/18 Contracted orthodontic activity (UOA)	0
Carry forward orthodontic activity (UOA)	0
Baseline contract value	£79,268.83

ACCESS*

Patients seen in 24 months	Total	Change since previous quarter
Quarter ending June 2016	790	
Quarter ending September 2016	811	↑
Quarter ending December 2016	840	↑
Quarter ending March 2017	886	↑
Quarter ending June 2017	897	→
Variance since June 2016	13.5%	↑



ACTIVITY



Adjusted Scheduled Activity (UDA)		
Month	2017	2018
April	171	106
May	329	251
June	477	341
July	624	
August	808	
September	995	
October	1,092	
November	1,322	
December	1,446	
January	1,627	
February	1,738	
March	2,043	
April	2,102	
May	2,108	
June	2,111	

QUALITY

	Quantity	Base Number	Contract	AT	Region	England
% of FP17s for the same patient ID Re-attending within 3 months - Children	24	248	9.7%	9.4%	11.6%	12.0%
% of FP17s for the same patient ID Re-attending within 3 months - Adults	0	0	N/A	13.7%	15.9%	16.0%
% of FP17s for the same patient ID Re-attending between 3 & 9 months - Children	148	248	59.7%	61.9%	60.4%	58.0%
% of FP17s for the same patient ID Re-attending between 3 & 9 months - Adults	0	0	N/A	52.9%	52.3%	50.9%
% of FP17s for Band 1 Urgent Courses	0	216	0.0%	8.1%	9.5%	9.1%
% of FP17s Relating to Free Repair or Replacements	0	216	0.0%	0.8%	0.7%	0.8%
% of FP17s Relating to Continuations	0	216	0.0%	1.0%	1.0%	1.1%
% of Patients satisfied with the dentistry they have received	2	2	N/A	92.0%	91.9%	91.7%
% of Patients satisfied with the time they had to wait for an appointment	2	2	N/A	88.2%	88.0%	88.0%

* This is based on patients treated on this contract for their most recent course of treatment. Figures in italics indicate the base number of FP17s or Patient Questionnaire responses are less than 100. N/A is shown where the base number of responses is less than 10 during the period. % is calculated as Quantity/Base number*100

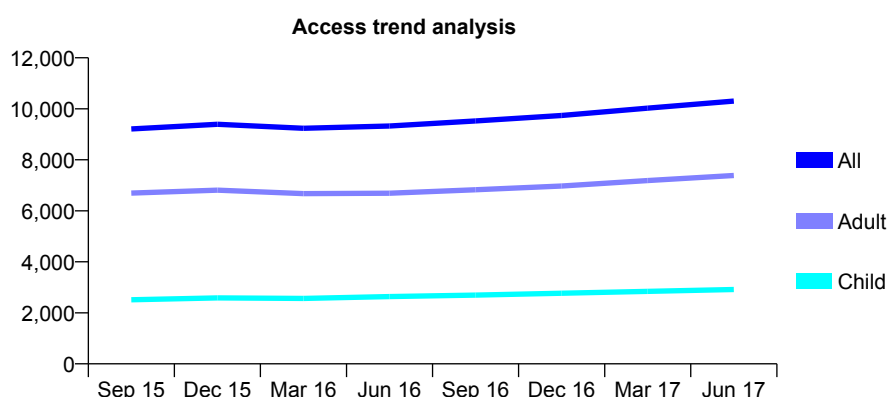
Q64 - Vital Signs At a Glance Contract Report for 150401/0001 - June 2017

Name or company name	Whitecross Dental care Ltd
Contract type name	GDS Contract
Purpose of contract	General
Contract start date	13/10/2010
Contract end date	

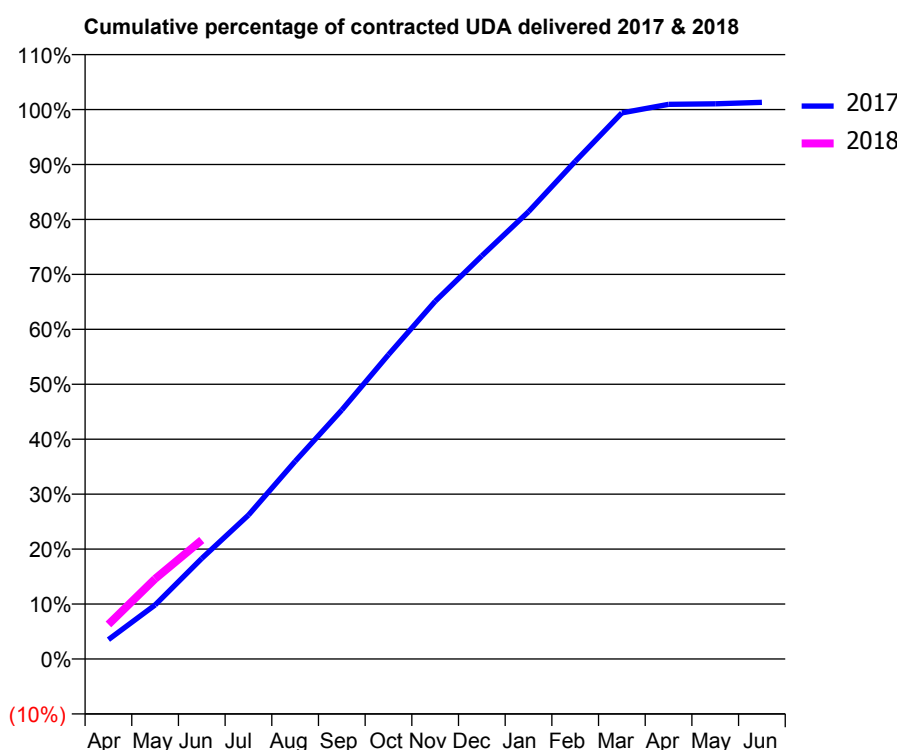
17/18 Contracted general activity (UDA)	25,000
Carry forward general activity (UDA)	0
17/18 Contracted orthodontic activity (UOA)	0
Carry forward orthodontic activity (UOA)	0
Baseline contract value	£615,167.31

ACCESS*

Patients seen in 24 months	Total	Change since previous quarter
Quarter ending June 2016	9,328	
Quarter ending September 2016	9,523	↑
Quarter ending December 2016	9,740	↑
Quarter ending March 2017	10,028	↑
Quarter ending June 2017	10,302	↑
Variance since June 2016	10.4%	↑



ACTIVITY



Month	Adjusted Scheduled Activity (UDA)	
	2017	2018
April	885	1,572
May	2,460	3,651
June	4,575	5,417
July	6,548	
August	8,994	
September	11,332	
October	13,849	
November	16,271	
December	18,341	
January	20,351	
February	22,639	
March	24,844	
April	25,237	
May	25,260	
June	25,328	

QUALITY

	Quantity	Base Number	Contract	AT	Region	England
% of FP17s for the same patient ID Re-attending within 3 months - Children	77	1,059	7.3%	9.4%	11.6%	12.0%
% of FP17s for the same patient ID Re-attending within 3 months - Adults	191	1,856	10.3%	13.7%	15.9%	16.0%
% of FP17s for the same patient ID Re-attending between 3 & 9 months - Children	650	1,059	61.4%	61.9%	60.4%	58.0%
% of FP17s for the same patient ID Re-attending between 3 & 9 months - Adults	793	1,856	42.7%	52.9%	52.3%	50.9%
% of FP17s for Band 1 Urgent Courses	41	2,675	1.5%	8.1%	9.5%	9.1%
% of FP17s Relating to Free Repair or Replacements	6	2,675	0.2%	0.8%	0.7%	0.8%
% of FP17s Relating to Continuations	57	2,675	2.1%	1.0%	1.0%	1.1%
% of Patients satisfied with the dentistry they have received	32	38	84.2%	92.0%	91.9%	91.7%
% of Patients satisfied with the time they had to wait for an appointment	30	38	78.9%	88.2%	88.0%	88.0%

* This is based on patients treated on this contract for their most recent course of treatment. Figures in italics indicate the base number of FP17s or Patient Questionnaire responses are less than 100. N/A is shown where the base number of responses is less than 10 during the period. % is calculated as Quantity/Base number*100

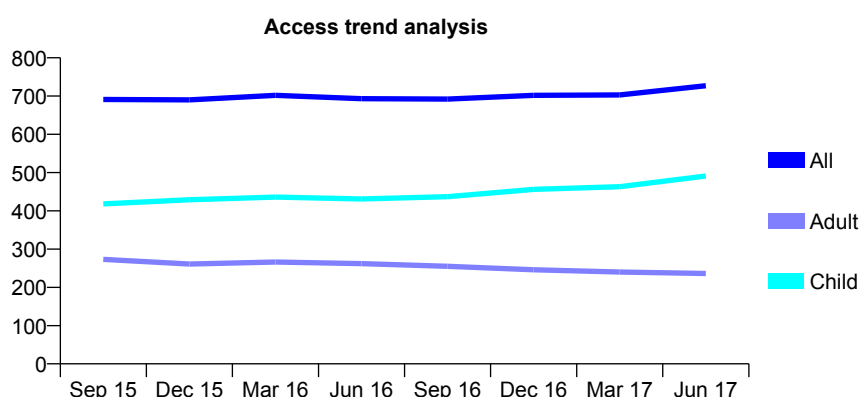
Q64 - Vital Signs At a Glance Contract Report for 152021/0001 - June 2017

Name or company name	Harptree Dental Surgery
Contract type name	GDS Contract
Purpose of contract	General
Contract start date	01/04/2006
Contract end date	

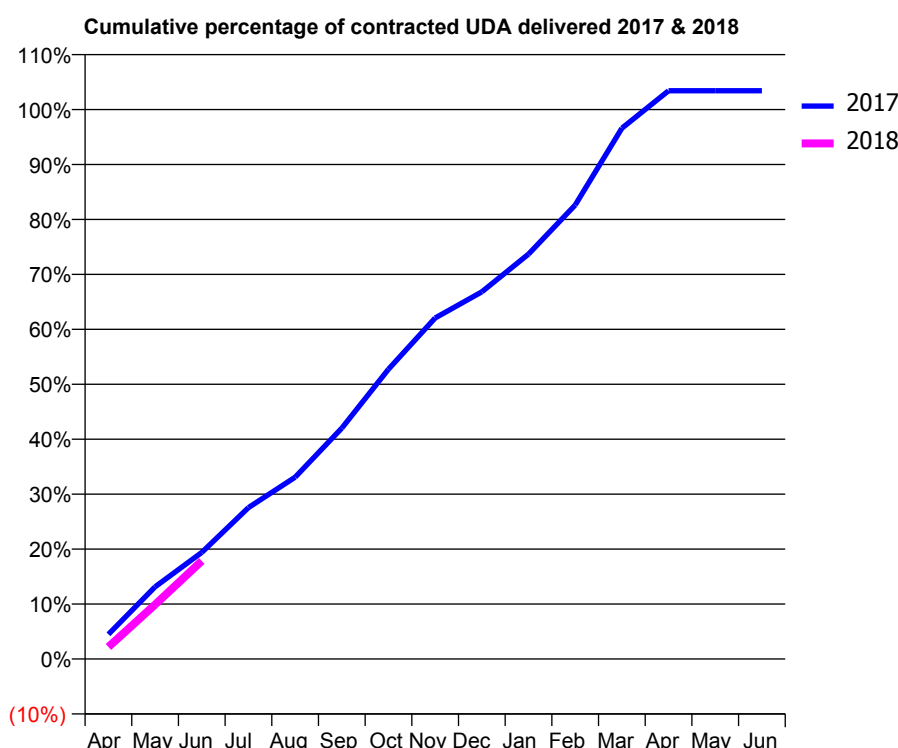
17/18 Contracted general activity (UDA)	1,646
Carry forward general activity (UDA)	0
17/18 Contracted orthodontic activity (UOA)	0
Carry forward orthodontic activity (UOA)	0
Baseline contract value	£39,210.55

ACCESS*

Patients seen in 24 months	Total	Change since previous quarter
Quarter ending June 2016	693	
Quarter ending September 2016	692	→
Quarter ending December 2016	702	→
Quarter ending March 2017	703	→
Quarter ending June 2017	727	↑
Variance since June 2016	4.9%	↑



ACTIVITY



Month	Adjusted Scheduled Activity (UDA)	
	2017	2018
April	74	36
May	216	163
June	319	294
July	453	
August	545	
September	692	
October	868	
November	1,022	
December	1,100	
January	1,213	
February	1,360	
March	1,590	
April	1,702	
May	1,702	
June	1,702	

QUALITY

	Quantity	Base Number	Contract	AT	Region	England
% of FP17s for the same patient ID Re-attending within 3 months - Children	14	194	7.2%	9.4%	11.6%	12.0%
% of FP17s for the same patient ID Re-attending within 3 months - Adults	10	62	16.1%	13.7%	15.9%	16.0%
% of FP17s for the same patient ID Re-attending between 3 & 9 months - Children	125	194	64.4%	61.9%	60.4%	58.0%
% of FP17s for the same patient ID Re-attending between 3 & 9 months - Adults	36	62	58.1%	52.9%	52.3%	50.9%
% of FP17s for Band 1 Urgent Courses	3	208	1.4%	8.1%	9.5%	9.1%
% of FP17s Relating to Free Repair or Replacements	0	208	0.0%	0.8%	0.7%	0.8%
% of FP17s Relating to Continuations	5	208	2.4%	1.0%	1.0%	1.1%
% of Patients satisfied with the dentistry they have received	3	4	N/A	92.0%	91.9%	91.7%
% of Patients satisfied with the time they had to wait for an appointment	4	4	N/A	88.2%	88.0%	88.0%

* This is based on patients treated on this contract for their most recent course of treatment. Figures in italics indicate the base number of FP17s or Patient Questionnaire responses are less than 100. N/A is shown where the base number of responses is less than 10 during the period. % is calculated as Quantity/Base number*100

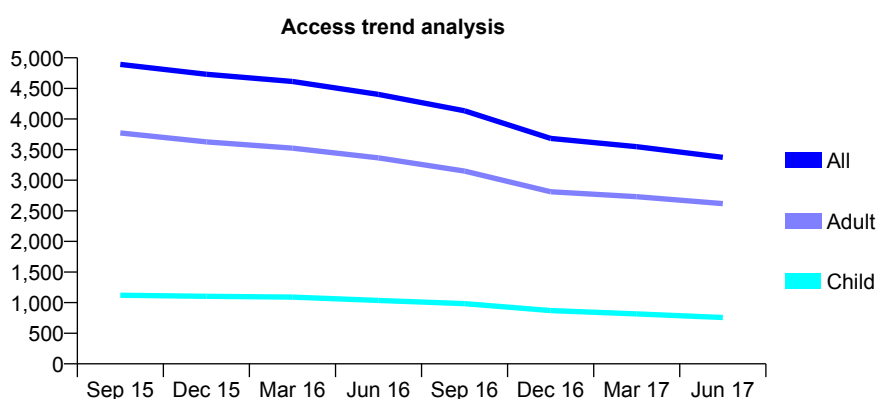
Q64 - Vital Signs At a Glance Contract Report for 153052/0001 - June 2017

Name or company name	Dentalcare (Southern) Limited
Contract type name	GDS Contract
Purpose of contract	General
Contract start date	01/08/2012
Contract end date	

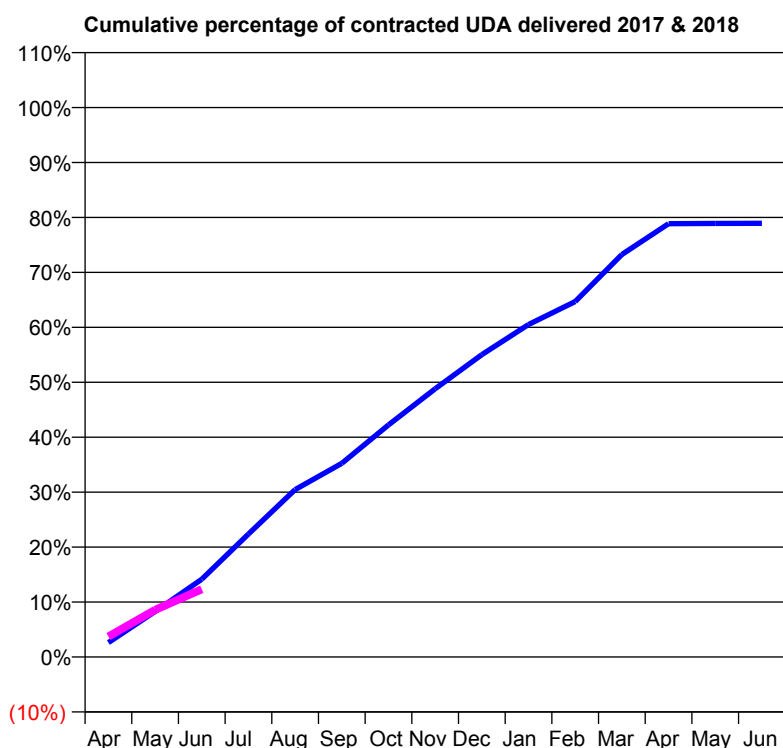
17/18 Contracted general activity (UDA)	12,257
Carry forward general activity (UDA)	0
17/18 Contracted orthodontic activity (UOA)	0
Carry forward orthodontic activity (UOA)	0
Baseline contract value	£303,125.29

ACCESS*

Patients seen in 24 months	Total	Change since previous quarter
Quarter ending June 2016	4,401	
Quarter ending September 2016	4,134	↓
Quarter ending December 2016	3,682	↓
Quarter ending March 2017	3,547	↓
Quarter ending June 2017	3,374	↓
Variance since June 2016	(23.3%)	↓



ACTIVITY



Adjusted Scheduled Activity (UDA)		
Month	2017	2018
April	322	457
May	1,017	1,050
June	1,735	1,512
July	2,743	
August	3,734	
September	4,320	
October	5,178	
November	5,983	
December	6,744	
January	7,416	
February	7,929	
March	8,979	
April	9,665	
May	9,670	
June	9,673	

QUALITY

	Quantity	Base Number	Contract	AT	Region	England
% of FP17s for the same patient ID Re-attending within 3 months - Children	5	239	2.1%	9.4%	11.6%	12.0%
% of FP17s for the same patient ID Re-attending within 3 months - Adults	79	976	8.1%	13.7%	15.9%	16.0%
% of FP17s for the same patient ID Re-attending between 3 & 9 months - Children	106	239	44.4%	61.9%	60.4%	58.0%
% of FP17s for the same patient ID Re-attending between 3 & 9 months - Adults	418	976	42.8%	52.9%	52.3%	50.9%
% of FP17s for Band 1 Urgent Courses	43	793	5.4%	8.1%	9.5%	9.1%
% of FP17s Relating to Free Repair or Replacements	11	793	1.4%	0.8%	0.7%	0.8%
% of FP17s Relating to Continuations	0	793	0.0%	1.0%	1.0%	1.1%
% of Patients satisfied with the dentistry they have received	23	24	95.8%	92.0%	91.9%	91.7%
% of Patients satisfied with the time they had to wait for an appointment	20	24	83.3%	88.2%	88.0%	88.0%

* This is based on patients treated on this contract for their most recent course of treatment. Figures in italics indicate the base number of FP17s or Patient Questionnaire responses are less than 100. N/A is shown where the base number of responses is less than 10 during the period. % is calculated as Quantity/Base number*100

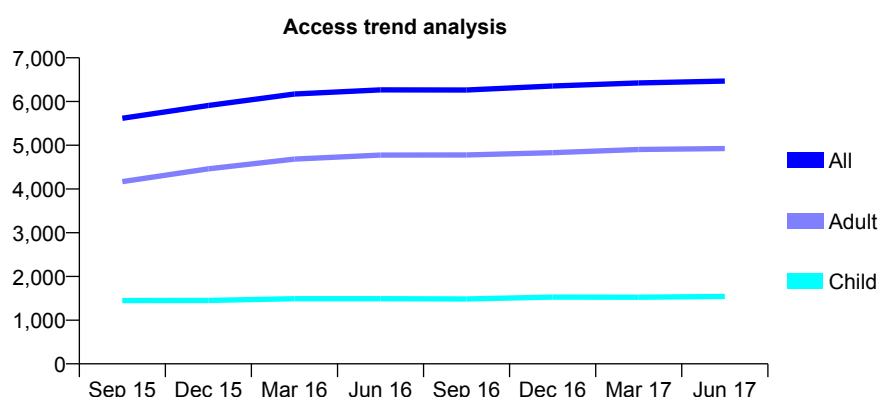
Q64 - Vital Signs At a Glance Contract Report for 155594/0001 - June 2017

Name or company name	The Parks Dental Practice
Contract type name	GDS Contract
Purpose of contract	General
Contract start date	21/03/2013
Contract end date	

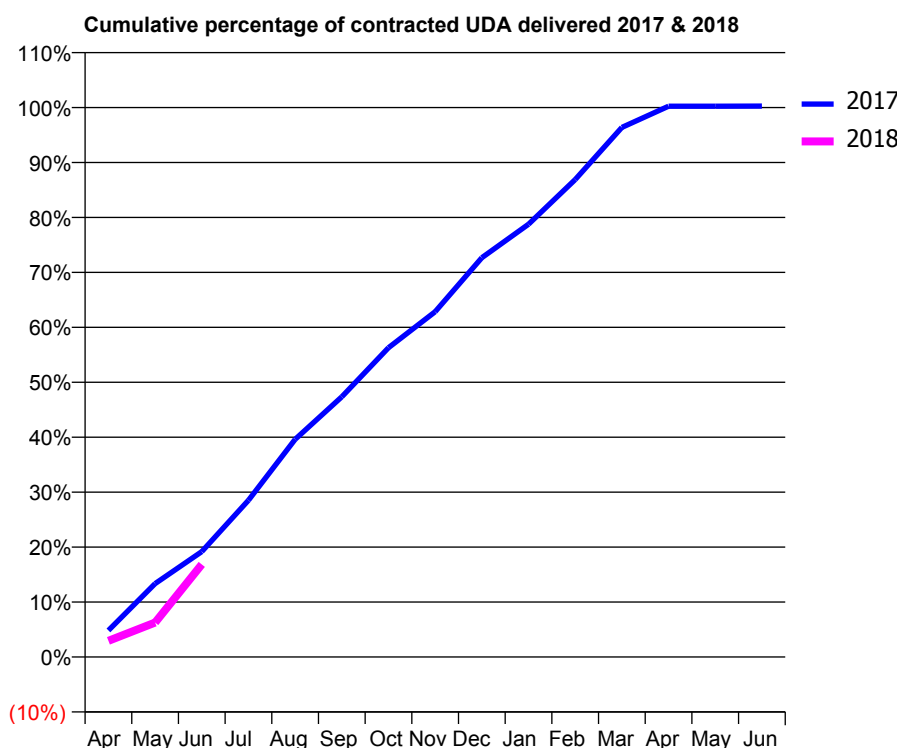
17/18 Contracted general activity (UDA)	17,000
Carry forward general activity (UDA)	0
17/18 Contracted orthodontic activity (UOA)	0
Carry forward orthodontic activity (UOA)	0
Baseline contract value	£415,420.49

ACCESS*

Patients seen in 24 months	Total	Change since previous quarter
Quarter ending June 2016	6,265	
Quarter ending September 2016	6,263	→
Quarter ending December 2016	6,356	→
Quarter ending March 2017	6,425	→
Quarter ending June 2017	6,467	→
Variance since June 2016	3.2%	↑



ACTIVITY



Adjusted Scheduled Activity (UDA)		
Month	2017	2018
April	823	503
May	2,272	1,067
June	3,263	2,866
July	4,851	
August	6,736	
September	8,050	
October	9,567	
November	10,684	
December	12,354	
January	13,389	
February	14,772	
March	16,382	
April	17,040	
May	17,041	
June	17,043	

QUALITY

	Quantity	Base Number	Contract	AT	Region	England
% of FP17s for the same patient ID Re-attending within 3 months - Children	64	611	10.5%	9.4%	11.6%	12.0%
% of FP17s for the same patient ID Re-attending within 3 months - Adults	198	1,315	15.1%	13.7%	15.9%	16.0%
% of FP17s for the same patient ID Re-attending between 3 & 9 months - Children	398	611	65.1%	61.9%	60.4%	58.0%
% of FP17s for the same patient ID Re-attending between 3 & 9 months - Adults	708	1,315	53.8%	52.9%	52.3%	50.9%
% of FP17s for Band 1 Urgent Courses	163	1,543	10.6%	8.1%	9.5%	9.1%
% of FP17s Relating to Free Repair or Replacements	23	1,543	1.5%	0.8%	0.7%	0.8%
% of FP17s Relating to Continuations	15	1,543	1.0%	1.0%	1.0%	1.1%
% of Patients satisfied with the dentistry they have received	11	13	84.6%	92.0%	91.9%	91.7%
% of Patients satisfied with the time they had to wait for an appointment	12	13	92.3%	88.2%	88.0%	88.0%

* This is based on patients treated on this contract for their most recent course of treatment. Figures in italics indicate the base number of FP17s or Patient Questionnaire responses are less than 100. N/A is shown where the base number of responses is less than 10 during the period. % is calculated as Quantity/Base number*100

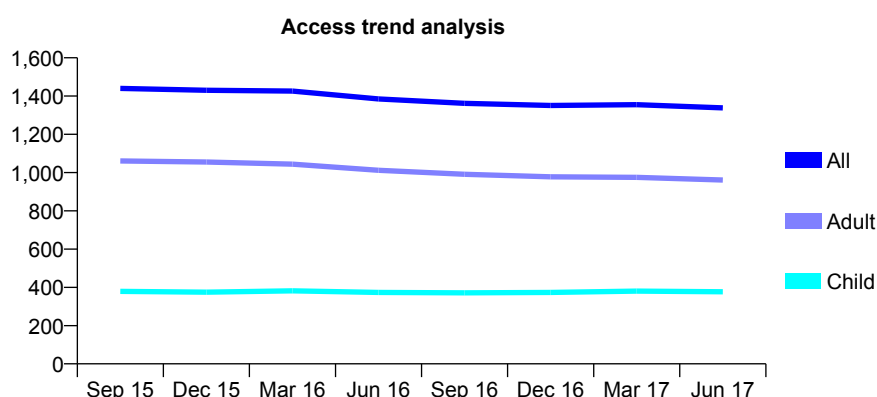
Q64 - Vital Signs At a Glance Contract Report for 155918/0001 - June 2017

Name or company name	Laser-Dent Ltd
Contract type name	GDS Contract
Purpose of contract	General
Contract start date	01/05/2011
Contract end date	

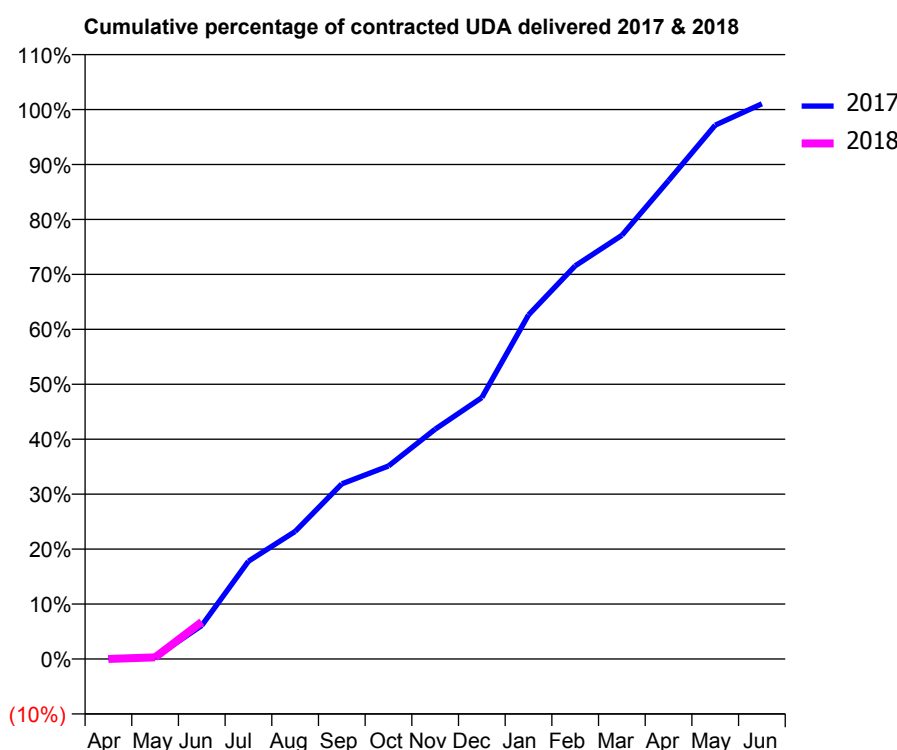
17/18 Contracted general activity (UDA)	5,100
Carry forward general activity (UDA)	0
17/18 Contracted orthodontic activity (UOA)	0
Carry forward orthodontic activity (UOA)	0
Baseline contract value	£121,078.16

ACCESS*

Patients seen in 24 months	Total	Change since previous quarter
Quarter ending June 2016	1,385	
Quarter ending September 2016	1,362	↓
Quarter ending December 2016	1,351	→
Quarter ending March 2017	1,355	→
Quarter ending June 2017	1,338	↓
Variance since June 2016	(3.4%)	↓



ACTIVITY



Month	Adjusted Scheduled Activity (UDA)	
	2017	2018
April	11	0
May	17	15
June	311	345
July	907	
August	1,183	
September	1,626	
October	1,791	
November	2,133	
December	2,426	
January	3,193	
February	3,650	
March	3,933	
April	4,440	
May	4,955	
June	5,153	

QUALITY

	Quantity	Base Number	Contract	AT	Region	England
% of FP17s for the same patient ID Re-attending within 3 months - Children	6	145	4.1%	9.4%	11.6%	12.0%
% of FP17s for the same patient ID Re-attending within 3 months - Adults	77	423	18.2%	13.7%	15.9%	16.0%
% of FP17s for the same patient ID Re-attending between 3 & 9 months - Children	79	145	54.5%	61.9%	60.4%	58.0%
% of FP17s for the same patient ID Re-attending between 3 & 9 months - Adults	238	423	56.3%	52.9%	52.3%	50.9%
% of FP17s for Band 1 Urgent Courses	8	101	7.9%	8.1%	9.5%	9.1%
% of FP17s Relating to Free Repair or Replacements	1	101	1.0%	0.8%	0.7%	0.8%
% of FP17s Relating to Continuations	0	101	0.0%	1.0%	1.0%	1.1%
% of Patients satisfied with the dentistry they have received	7	7	N/A	92.0%	91.9%	91.7%
% of Patients satisfied with the time they had to wait for an appointment	4	7	N/A	88.2%	88.0%	88.0%

* This is based on patients treated on this contract for their most recent course of treatment. Figures in italics indicate the base number of FP17s or Patient Questionnaire responses are less than 100. N/A is shown where the base number of responses is less than 10 during the period. % is calculated as Quantity/Base number*100

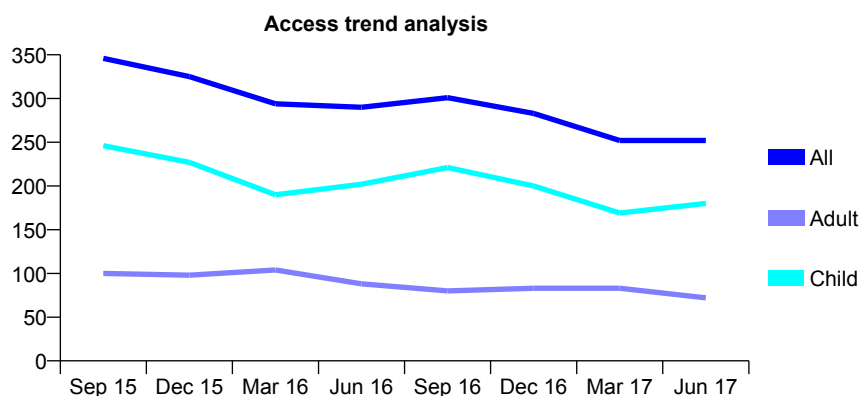
Q64 - Vital Signs At a Glance Contract Report for 156701/0001 - June 2017

Name or company name	Phoenix Orthodontics
Contract type name	GDS Contract
Purpose of contract	General and Orthodontic
Contract start date	01/06/2011
Contract end date	01/10/2018

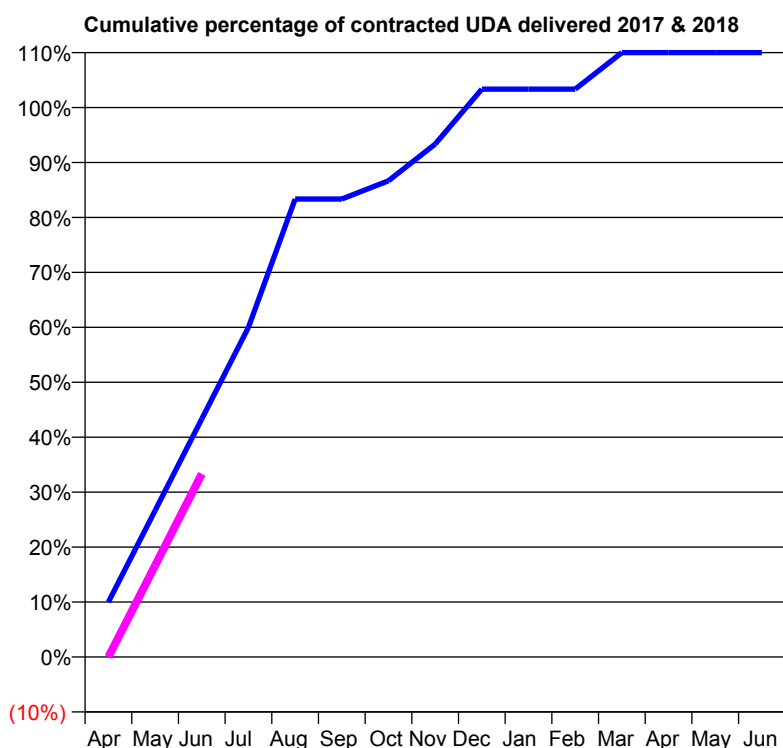
17/18 Contracted general activity (UDA)	30
Carry forward general activity (UDA)	0
17/18 Contracted orthodontic activity (UOA)	8,042
Carry forward orthodontic activity (UOA)	0
Baseline contract value	£534,006.42

ACCESS*

Patients seen in 24 months	Total	Change since previous quarter
Quarter ending June 2016	290	
Quarter ending September 2016	301	↑
Quarter ending December 2016	283	↓
Quarter ending March 2017	252	↓
Quarter ending June 2017	252	→
Variance since June 2016	(13.1%)	↓



ACTIVITY



Month	Adjusted Scheduled Activity (UDA)	
	2017	2018
April	3	0
May	8	5
June	13	10
July	18	
August	25	
September	25	
October	26	
November	28	
December	31	
January	31	
February	31	
March	33	
April	33	
May	33	
June	33	

QUALITY

	Quantity	Base Number	Contract	AT	Region	England
% of FP17s for the same patient ID Re-attending within 3 months - Children	1	251	0.4%	9.4%	11.6%	12.0%
% of FP17s for the same patient ID Re-attending within 3 months - Adults	0	29	0.0%	13.7%	15.9%	16.0%
% of FP17s for the same patient ID Re-attending between 3 & 9 months - Children	3	251	1.2%	61.9%	60.4%	58.0%
% of FP17s for the same patient ID Re-attending between 3 & 9 months - Adults	0	29	0.0%	52.9%	52.3%	50.9%
% of FP17s for Band 1 Urgent Courses	0	10	0.0%	8.1%	9.5%	9.1%
% of FP17s Relating to Free Repair or Replacements	0	10	0.0%	0.8%	0.7%	0.8%
% of FP17s Relating to Continuations	0	10	0.0%	1.0%	1.0%	1.1%
% of Patients satisfied with the dentistry they have received	0	0	N/A	92.0%	91.9%	91.7%
% of Patients satisfied with the time they had to wait for an appointment	0	0	N/A	88.2%	88.0%	88.0%

* This is based on patients treated on this contract for their most recent course of treatment. Figures in italics indicate the base number of FP17s or Patient Questionnaire responses are less than 100. N/A is shown where the base number of responses is less than 10 during the period. % is calculated as Quantity/Base number*100

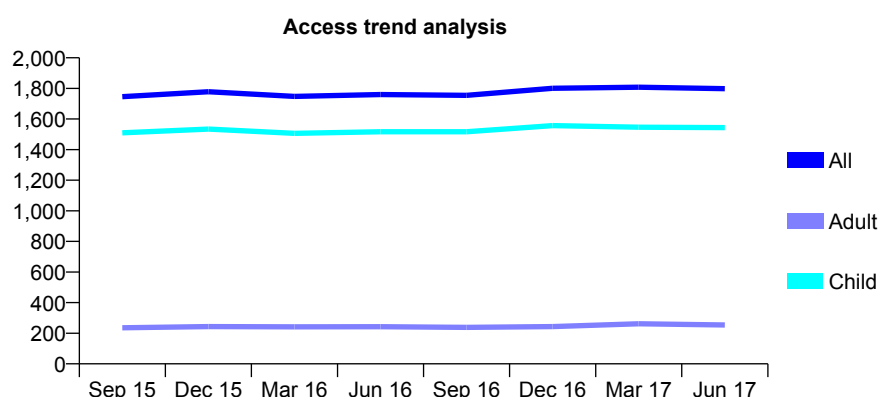
Q64 - Vital Signs At a Glance Contract Report for 157724/0001 - June 2017

Name or company name	MR AF WOOD
Contract type name	GDS Contract
Purpose of contract	General
Contract start date	23/12/2011
Contract end date	

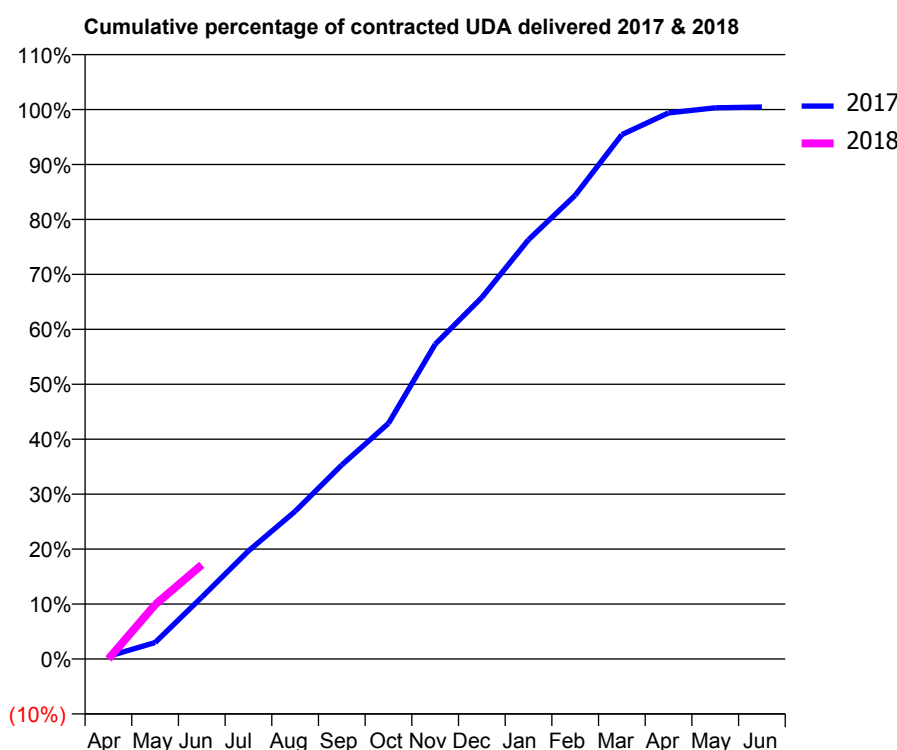
17/18 Contracted general activity (UDA)	3,680
Carry forward general activity (UDA)	0
17/18 Contracted orthodontic activity (UOA)	0
Carry forward orthodontic activity (UOA)	0
Baseline contract value	£84,958.42

ACCESS*

Patients seen in 24 months	Total	Change since previous quarter
Quarter ending June 2016	1,760	
Quarter ending September 2016	1,755	→
Quarter ending December 2016	1,801	↑
Quarter ending March 2017	1,808	→
Quarter ending June 2017	1,798	→
Variance since June 2016	2.2%	↑



ACTIVITY



Adjusted Scheduled Activity (UDA)		
Month	2017	2018
April	18	0
May	110	364
June	414	631
July	724	
August	989	
September	1,300	
October	1,578	
November	2,108	
December	2,422	
January	2,808	
February	3,106	
March	3,511	
April	3,657	
May	3,692	
June	3,697	

QUALITY

	Quantity	Base Number	Contract	AT	Region	England
% of FP17s for the same patient ID Re-attending within 3 months - Children	29	488	5.9%	9.4%	11.6%	12.0%
% of FP17s for the same patient ID Re-attending within 3 months - Adults	2	23	8.7%	13.7%	15.9%	16.0%
% of FP17s for the same patient ID Re-attending between 3 & 9 months - Children	256	488	52.5%	61.9%	60.4%	58.0%
% of FP17s for the same patient ID Re-attending between 3 & 9 months - Adults	16	23	69.6%	52.9%	52.3%	50.9%
% of FP17s for Band 1 Urgent Courses	16	411	3.9%	8.1%	9.5%	9.1%
% of FP17s Relating to Free Repair or Replacements	0	411	0.0%	0.8%	0.7%	0.8%
% of FP17s Relating to Continuations	0	411	0.0%	1.0%	1.0%	1.1%
% of Patients satisfied with the dentistry they have received	3	3	N/A	92.0%	91.9%	91.7%
% of Patients satisfied with the time they had to wait for an appointment	2	3	N/A	88.2%	88.0%	88.0%

* This is based on patients treated on this contract for their most recent course of treatment. Figures in italics indicate the base number of FP17s or Patient Questionnaire responses are less than 100. N/A is shown where the base number of responses is less than 10 during the period. % is calculated as Quantity/Base number*100

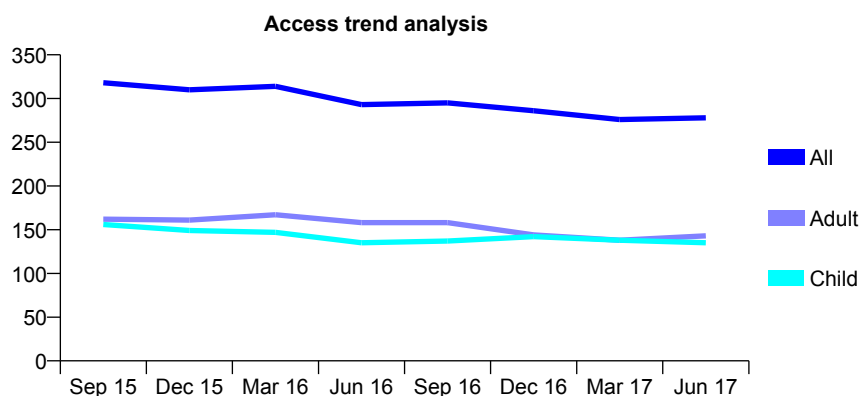
Q64 - Vital Signs At a Glance Contract Report for 158542/0001 - June 2017

Name or company name	Mr CS Lambert-Rose and Miss SL Watt
Contract type name	GDS Contract
Purpose of contract	General and Orthodontic
Contract start date	18/05/2012
Contract end date	

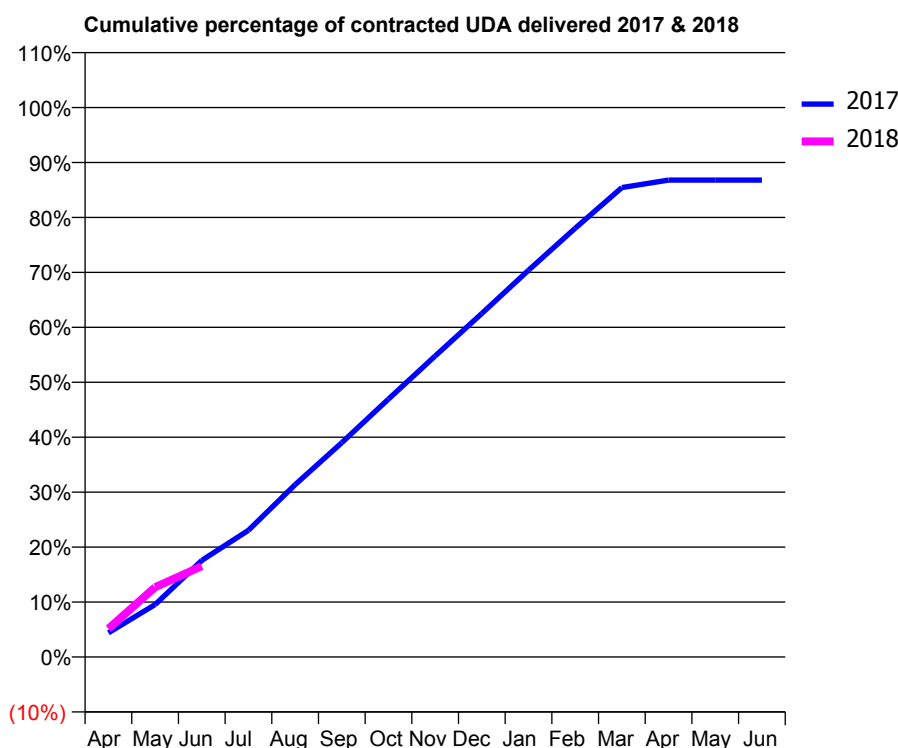
17/18 Contracted general activity (UDA)	680
Carry forward general activity (UDA)	0
17/18 Contracted orthodontic activity (UOA)	697
Carry forward orthodontic activity (UOA)	0
Baseline contract value	£83,442.78

ACCESS*

Patients seen in 24 months	Total	Change since previous quarter
Quarter ending June 2016	293	
Quarter ending September 2016	295	→
Quarter ending December 2016	286	↓
Quarter ending March 2017	276	↓
Quarter ending June 2017	278	→
Variance since June 2016	(5.1%)	↓



ACTIVITY



Adjusted Scheduled Activity (UDA)		
Month	2017	2018
April	30	35
May	65	86
June	120	112
July	157	
August	213	
September	265	
October	319	
November	373	
December	425	
January	479	
February	531	
March	581	
April	590	
May	590	
June	590	

QUALITY

	Quantity	Base Number	Contract	AT	Region	England
% of FP17s for the same patient ID Re-attending within 3 months - Children	6	78	7.7%	9.4%	11.6%	12.0%
% of FP17s for the same patient ID Re-attending within 3 months - Adults	2	33	6.1%	13.7%	15.9%	16.0%
% of FP17s for the same patient ID Re-attending between 3 & 9 months - Children	38	78	48.7%	61.9%	60.4%	58.0%
% of FP17s for the same patient ID Re-attending between 3 & 9 months - Adults	17	33	51.5%	52.9%	52.3%	50.9%
% of FP17s for Band 1 Urgent Courses	2	75	2.7%	8.1%	9.5%	9.1%
% of FP17s Relating to Free Repair or Replacements	0	75	0.0%	0.8%	0.7%	0.8%
% of FP17s Relating to Continuations	2	75	2.7%	1.0%	1.0%	1.1%
% of Patients satisfied with the dentistry they have received	2	2	N/A	92.0%	91.9%	91.7%
% of Patients satisfied with the time they had to wait for an appointment	2	2	N/A	88.2%	88.0%	88.0%

* This is based on patients treated on this contract for their most recent course of treatment. Figures in italics indicate the base number of FP17s or Patient Questionnaire responses are less than 100. N/A is shown where the base number of responses is less than 10 during the period. % is calculated as Quantity/Base number*100

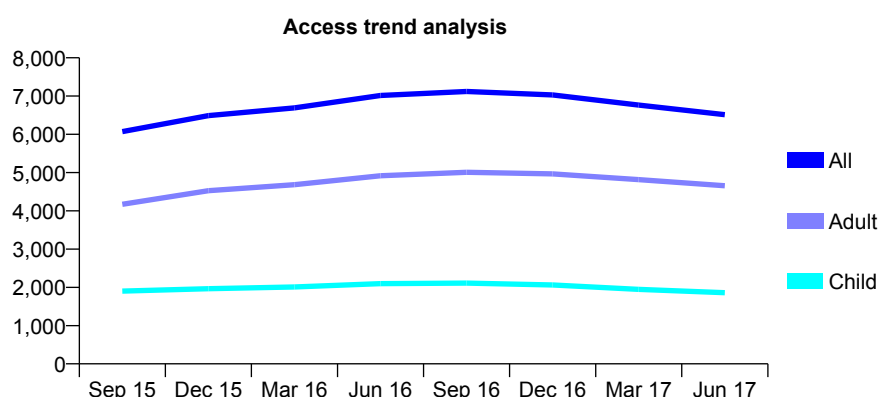
Q64 - Vital Signs At a Glance Contract Report for 160385/0001 - June 2017

Name or company name	Tidworth Dental Partnership
Contract type name	GDS Contract
Purpose of contract	General
Contract start date	03/11/2014
Contract end date	

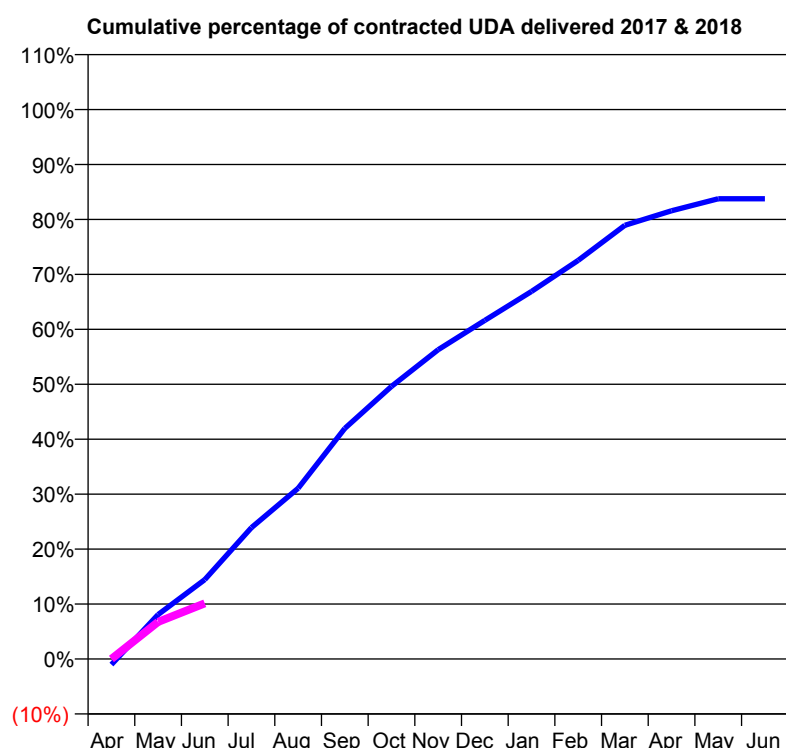
17/18 Contracted general activity (UDA)	19,081
Carry forward general activity (UDA)	0
17/18 Contracted orthodontic activity (UOA)	0
Carry forward orthodontic activity (UOA)	0
Baseline contract value	£445,202.78

ACCESS*

Patients seen in 24 months	Total	Change since previous quarter
Quarter ending June 2016	7,014	
Quarter ending September 2016	7,121	→
Quarter ending December 2016	7,029	↓
Quarter ending March 2017	6,763	↓
Quarter ending June 2017	6,515	↓
Variance since June 2016	(7.1%)	↓



ACTIVITY



Adjusted Scheduled Activity (UDA)		
Month	2017	2018
April	-198	0
May	1,542	1,292
June	2,758	1,934
July	4,564	
August	5,931	
September	8,010	
October	9,465	
November	10,740	
December	11,759	
January	12,765	
February	13,842	
March	15,059	
April	15,567	
May	15,981	
June	15,981	

QUALITY

	Quantity	Base Number	Contract	AT	Region	England
% of FP17s for the same patient ID Re-attending within 3 months - Children	42	458	9.2%	9.4%	11.6%	12.0%
% of FP17s for the same patient ID Re-attending within 3 months - Adults	138	1,163	11.9%	13.7%	15.9%	16.0%
% of FP17s for the same patient ID Re-attending between 3 & 9 months - Children	258	458	56.3%	61.9%	60.4%	58.0%
% of FP17s for the same patient ID Re-attending between 3 & 9 months - Adults	589	1,163	50.6%	52.9%	52.3%	50.9%
% of FP17s for Band 1 Urgent Courses	87	1,077	8.1%	8.1%	9.5%	9.1%
% of FP17s Relating to Free Repair or Replacements	8	1,077	0.7%	0.8%	0.7%	0.8%
% of FP17s Relating to Continuations	22	1,077	2.0%	1.0%	1.0%	1.1%
% of Patients satisfied with the dentistry they have received	17	20	85.0%	92.0%	91.9%	91.7%
% of Patients satisfied with the time they had to wait for an appointment	18	20	90.0%	88.2%	88.0%	88.0%

* This is based on patients treated on this contract for their most recent course of treatment. Figures in italics indicate the base number of FP17s or Patient Questionnaire responses are less than 100. N/A is shown where the base number of responses is less than 10 during the period. % is calculated as Quantity/Base number*100

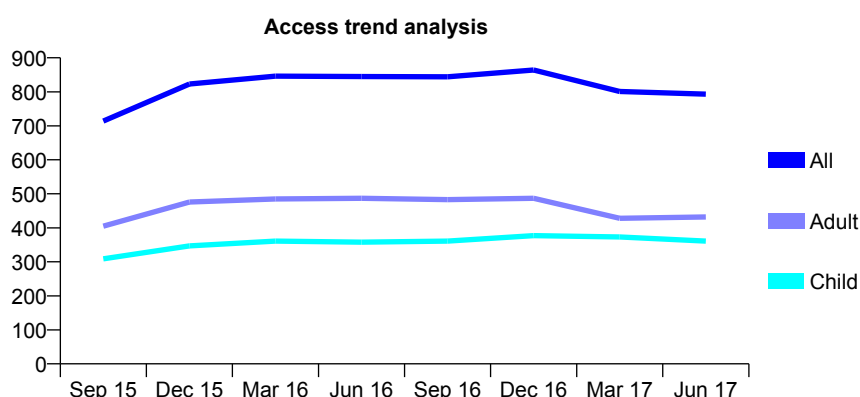
Q64 - Vital Signs At a Glance Contract Report for 160431/0001 - June 2017

Name or company name	Urchfont Dental Care
Contract type name	GDS Contract
Purpose of contract	General
Contract start date	17/02/2014
Contract end date	

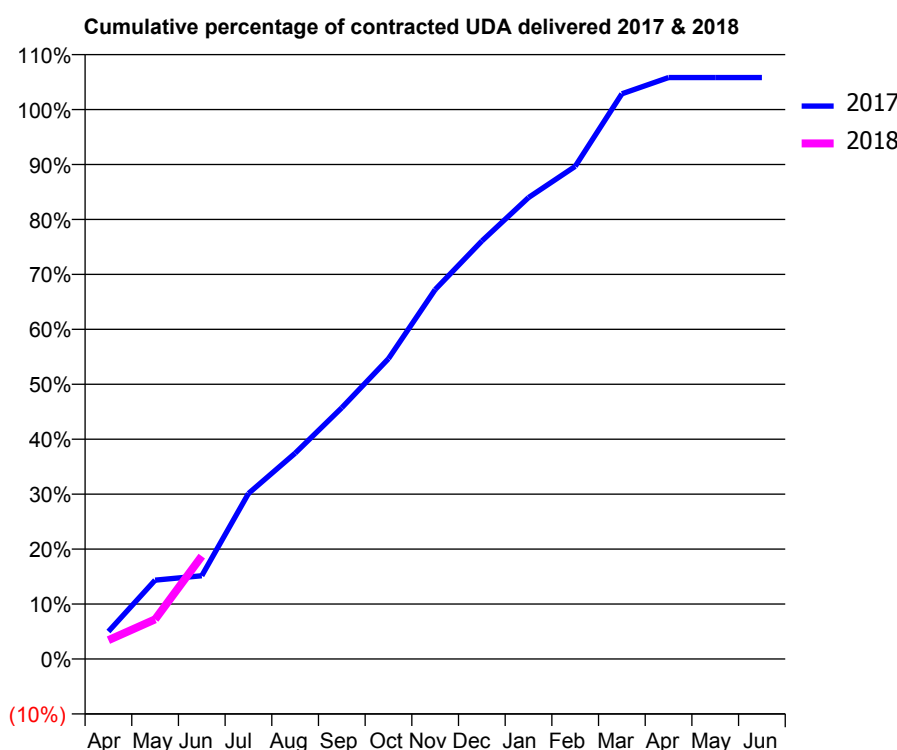
17/18 Contracted general activity (UDA)	2,000
Carry forward general activity (UDA)	0
17/18 Contracted orthodontic activity (UOA)	0
Carry forward orthodontic activity (UOA)	0
Baseline contract value	£45,703.07

ACCESS*

Patients seen in 24 months	Total	Change since previous quarter
Quarter ending June 2016	845	
Quarter ending September 2016	844	→
Quarter ending December 2016	864	↑
Quarter ending March 2017	801	↓
Quarter ending June 2017	793	→
Variance since June 2016	(6.2%)	↓



ACTIVITY



Adjusted Scheduled Activity (UDA)		
Month	2017	2018
April	100	69
May	287	145
June	303	375
July	603	
August	749	
September	915	
October	1,093	
November	1,345	
December	1,521	
January	1,679	
February	1,793	
March	2,057	
April	2,116	
May	2,116	
June	2,116	

QUALITY

	Quantity	Base Number	Contract	AT	Region	England
% of FP17s for the same patient ID Re-attending within 3 months - Children	10	134	7.5%	9.4%	11.6%	12.0%
% of FP17s for the same patient ID Re-attending within 3 months - Adults	25	123	20.3%	13.7%	15.9%	16.0%
% of FP17s for the same patient ID Re-attending between 3 & 9 months - Children	96	134	71.6%	61.9%	60.4%	58.0%
% of FP17s for the same patient ID Re-attending between 3 & 9 months - Adults	79	123	64.2%	52.9%	52.3%	50.9%
% of FP17s for Band 1 Urgent Courses	13	226	5.8%	8.1%	9.5%	9.1%
% of FP17s Relating to Free Repair or Replacements	2	226	0.9%	0.8%	0.7%	0.8%
% of FP17s Relating to Continuations	0	226	0.0%	1.0%	1.0%	1.1%
% of Patients satisfied with the dentistry they have received	1	1	N/A	92.0%	91.9%	91.7%
% of Patients satisfied with the time they had to wait for an appointment	1	1	N/A	88.2%	88.0%	88.0%

* This is based on patients treated on this contract for their most recent course of treatment. Figures in italics indicate the base number of FP17s or Patient Questionnaire responses are less than 100. N/A is shown where the base number of responses is less than 10 during the period. % is calculated as Quantity/Base number*100

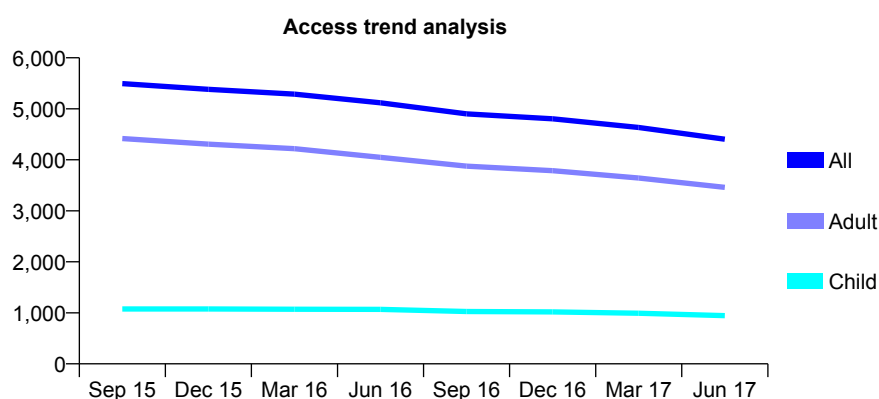
Q64 - Vital Signs At a Glance Contract Report for 160733/0001 - June 2017

Name or company name	Whitecross Dental Care Ltd
Contract type name	GDS Contract
Purpose of contract	General
Contract start date	01/10/2012
Contract end date	

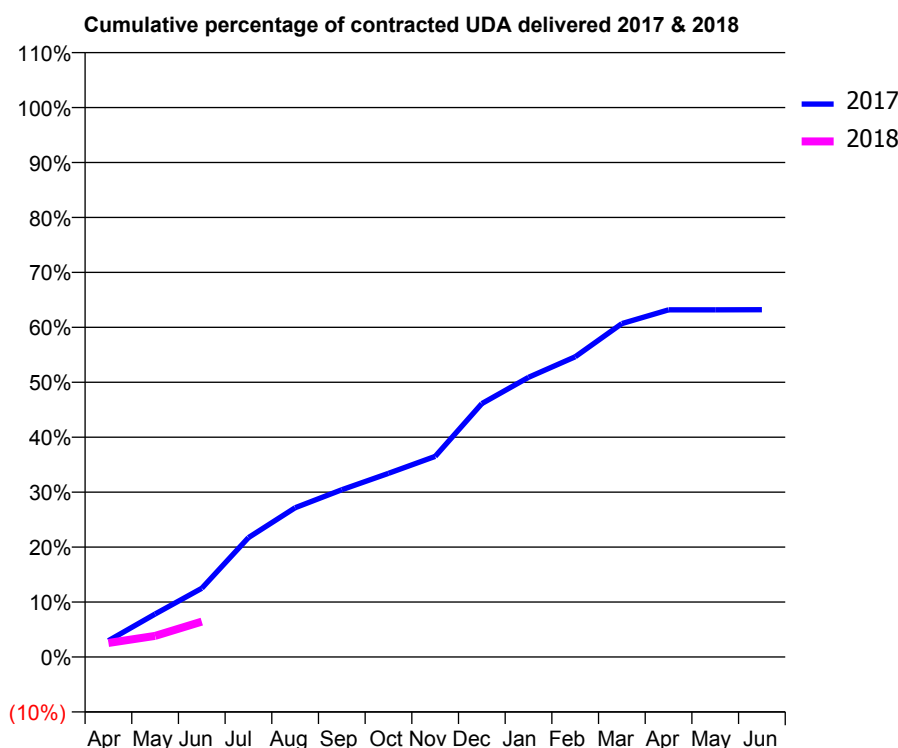
17/18 Contracted general activity (UDA)	14,800
Carry forward general activity (UDA)	0
17/18 Contracted orthodontic activity (UOA)	0
Carry forward orthodontic activity (UOA)	0
Baseline contract value	£353,953.71

ACCESS*

Patients seen in 24 months	Total	Change since previous quarter
Quarter ending June 2016	5,117	
Quarter ending September 2016	4,901	↓
Quarter ending December 2016	4,805	↓
Quarter ending March 2017	4,635	↓
Quarter ending June 2017	4,403	↓
Variance since June 2016	(14.0%)	↓



ACTIVITY



Adjusted Scheduled Activity (UDA)		
Month	2017	2018
April	440	377
May	1,158	570
June	1,850	955
July	3,218	
August	4,022	
September	4,505	
October	4,946	
November	5,403	
December	6,825	
January	7,534	
February	8,086	
March	8,982	
April	9,349	
May	9,352	
June	9,353	

QUALITY

	Quantity	Base Number	Contract	AT	Region	England
% of FP17s for the same patient ID Re-attending within 3 months - Children	5	156	3.2%	9.4%	11.6%	12.0%
% of FP17s for the same patient ID Re-attending within 3 months - Adults	52	574	9.1%	13.7%	15.9%	16.0%
% of FP17s for the same patient ID Re-attending between 3 & 9 months - Children	93	156	59.6%	61.9%	60.4%	58.0%
% of FP17s for the same patient ID Re-attending between 3 & 9 months - Adults	313	574	54.5%	52.9%	52.3%	50.9%
% of FP17s for Band 1 Urgent Courses	30	534	5.6%	8.1%	9.5%	9.1%
% of FP17s Relating to Free Repair or Replacements	1	534	0.2%	0.8%	0.7%	0.8%
% of FP17s Relating to Continuations	8	534	1.5%	1.0%	1.0%	1.1%
% of Patients satisfied with the dentistry they have received	4	6	N/A	92.0%	91.9%	91.7%
% of Patients satisfied with the time they had to wait for an appointment	6	6	N/A	88.2%	88.0%	88.0%

* This is based on patients treated on this contract for their most recent course of treatment. Figures in italics indicate the base number of FP17s or Patient Questionnaire responses are less than 100. N/A is shown where the base number of responses is less than 10 during the period. % is calculated as Quantity/Base number*100

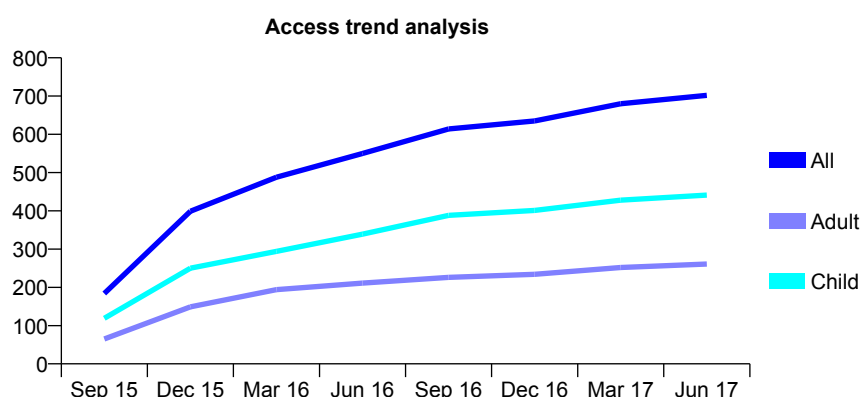
Q64 - Vital Signs At a Glance Contract Report for 162264/0001 - June 2017

Name or company name	Sarum Dental Centre
Contract type name	GDS Contract
Purpose of contract	General
Contract start date	01/07/2015
Contract end date	

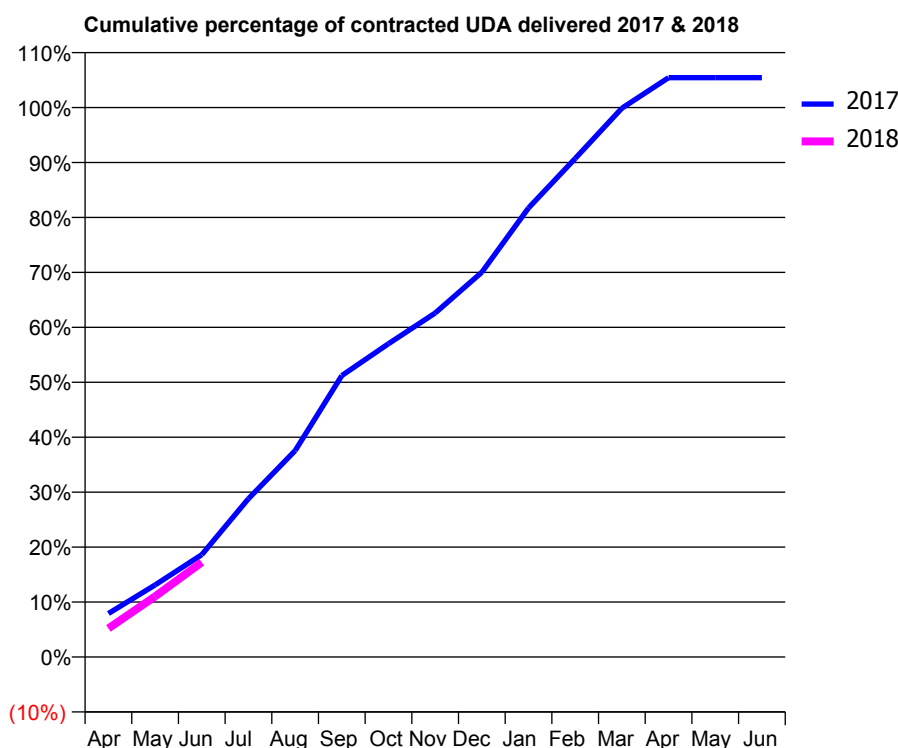
17/18 Contracted general activity (UDA)	1,699
Carry forward general activity (UDA)	0
17/18 Contracted orthodontic activity (UOA)	0
Carry forward orthodontic activity (UOA)	0
Baseline contract value	£45,497.44

ACCESS*

Patients seen in 24 months	Total	Change since previous quarter
Quarter ending June 2016	550	
Quarter ending September 2016	614	↑
Quarter ending December 2016	635	↑
Quarter ending March 2017	680	↑
Quarter ending June 2017	702	↑
Variance since June 2016	27.6%	↑



ACTIVITY



Month	Adjusted Scheduled Activity (UDA)	
	2017	2018
April	135	88
May	223	187
June	316	293
July	490	
August	638	
September	870	
October	969	
November	1,064	
December	1,190	
January	1,388	
February	1,541	
March	1,697	
April	1,791	
May	1,791	
June	1,791	

QUALITY

	Quantity	Base Number	Contract	AT	Region	England
% of FP17s for the same patient ID Re-attending within 3 months - Children	14	171	8.2%	9.4%	11.6%	12.0%
% of FP17s for the same patient ID Re-attending within 3 months - Adults	7	80	8.8%	13.7%	15.9%	16.0%
% of FP17s for the same patient ID Re-attending between 3 & 9 months - Children	117	171	68.4%	61.9%	60.4%	58.0%
% of FP17s for the same patient ID Re-attending between 3 & 9 months - Adults	48	80	60.0%	52.9%	52.3%	50.9%
% of FP17s for Band 1 Urgent Courses	9	208	4.3%	8.1%	9.5%	9.1%
% of FP17s Relating to Free Repair or Replacements	0	208	0.0%	0.8%	0.7%	0.8%
% of FP17s Relating to Continuations	2	208	1.0%	1.0%	1.0%	1.1%
% of Patients satisfied with the dentistry they have received	3	3	N/A	92.0%	91.9%	91.7%
% of Patients satisfied with the time they had to wait for an appointment	2	3	N/A	88.2%	88.0%	88.0%

* This is based on patients treated on this contract for their most recent course of treatment. Figures in italics indicate the base number of FP17s or Patient Questionnaire responses are less than 100. N/A is shown where the base number of responses is less than 10 during the period. % is calculated as Quantity/Base number*100

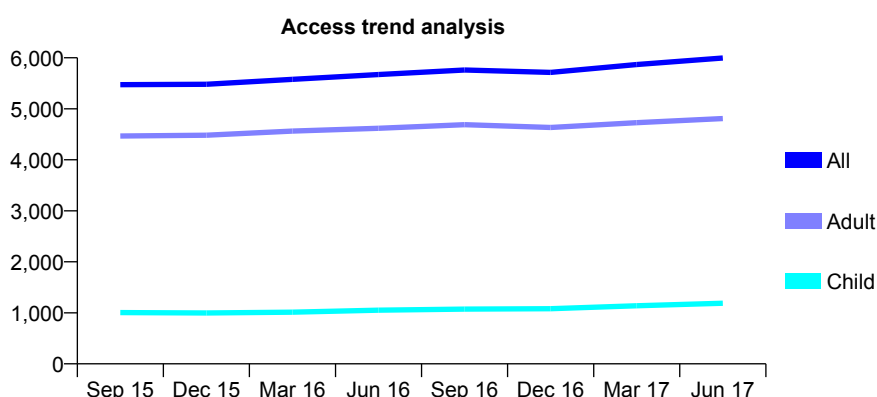
Q64 - Vital Signs At a Glance Contract Report for 165425/0001 - June 2017

Name or company name	Messenger Dental Practice
Contract type name	GDS Contract
Purpose of contract	General
Contract start date	01/12/2010
Contract end date	

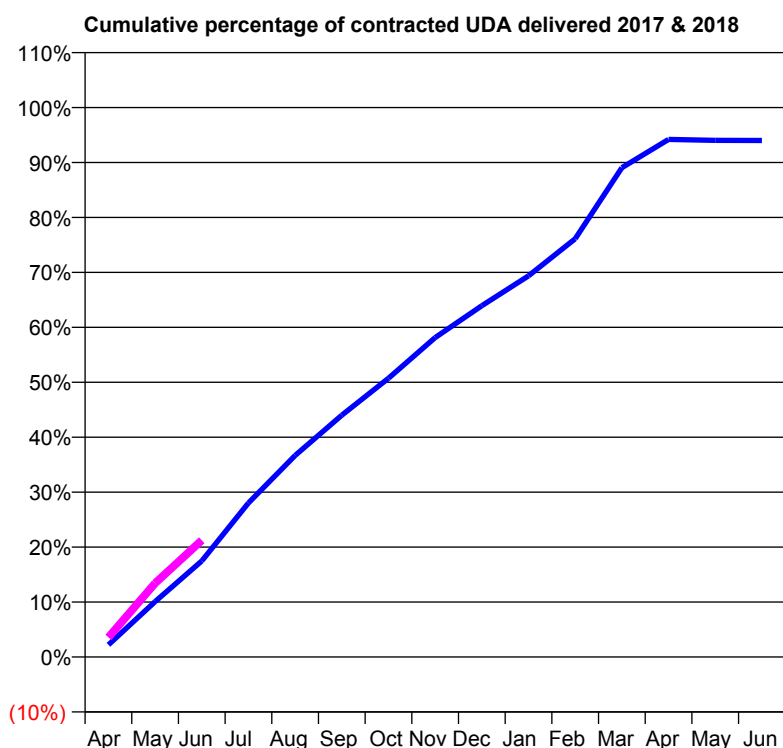
17/18 Contracted general activity (UDA)	16,034
Carry forward general activity (UDA)	0
17/18 Contracted orthodontic activity (UOA)	0
Carry forward orthodontic activity (UOA)	0
Baseline contract value	£441,858.59

ACCESS*

Patients seen in 24 months	Total	Change since previous quarter
Quarter ending June 2016	5,671	
Quarter ending September 2016	5,762	→
Quarter ending December 2016	5,714	→
Quarter ending March 2017	5,867	↑
Quarter ending June 2017	5,997	↑
Variance since June 2016	5.7%	↑



ACTIVITY



Adjusted Scheduled Activity (UDA)		
Month	2017	2018
April	356	574
May	1,618	2,155
June	2,803	3,406
July	4,494	
August	5,882	
September	7,058	
October	8,135	
November	9,321	
December	10,250	
January	11,123	
February	12,206	
March	14,276	
April	15,101	
May	15,074	
June	15,071	

QUALITY

	Quantity	Base Number	Contract	AT	Region	England
% of FP17s for the same patient ID Re-attending within 3 months - Children	40	448	8.9%	9.4%	11.6%	12.0%
% of FP17s for the same patient ID Re-attending within 3 months - Adults	198	1,581	12.5%	13.7%	15.9%	16.0%
% of FP17s for the same patient ID Re-attending between 3 & 9 months - Children	262	448	58.5%	61.9%	60.4%	58.0%
% of FP17s for the same patient ID Re-attending between 3 & 9 months - Adults	610	1,581	38.6%	52.9%	52.3%	50.9%
% of FP17s for Band 1 Urgent Courses	85	1,681	5.1%	8.1%	9.5%	9.1%
% of FP17s Relating to Free Repair or Replacements	7	1,681	0.4%	0.8%	0.7%	0.8%
% of FP17s Relating to Continuations	5	1,681	0.3%	1.0%	1.0%	1.1%
% of Patients satisfied with the dentistry they have received	36	39	92.3%	92.0%	91.9%	91.7%
% of Patients satisfied with the time they had to wait for an appointment	35	39	89.7%	88.2%	88.0%	88.0%

* This is based on patients treated on this contract for their most recent course of treatment. Figures in italics indicate the base number of FP17s or Patient Questionnaire responses are less than 100. N/A is shown where the base number of responses is less than 10 during the period. % is calculated as Quantity/Base number*100

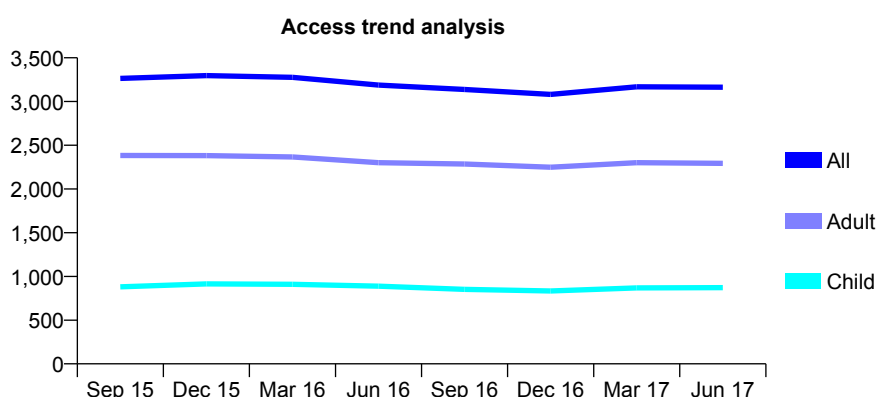
Q64 - Vital Signs At a Glance Contract Report for 167061/0001 - June 2017

Name or company name	Dentalcare Limited
Contract type name	GDS Contract
Purpose of contract	General
Contract start date	01/08/2009
Contract end date	

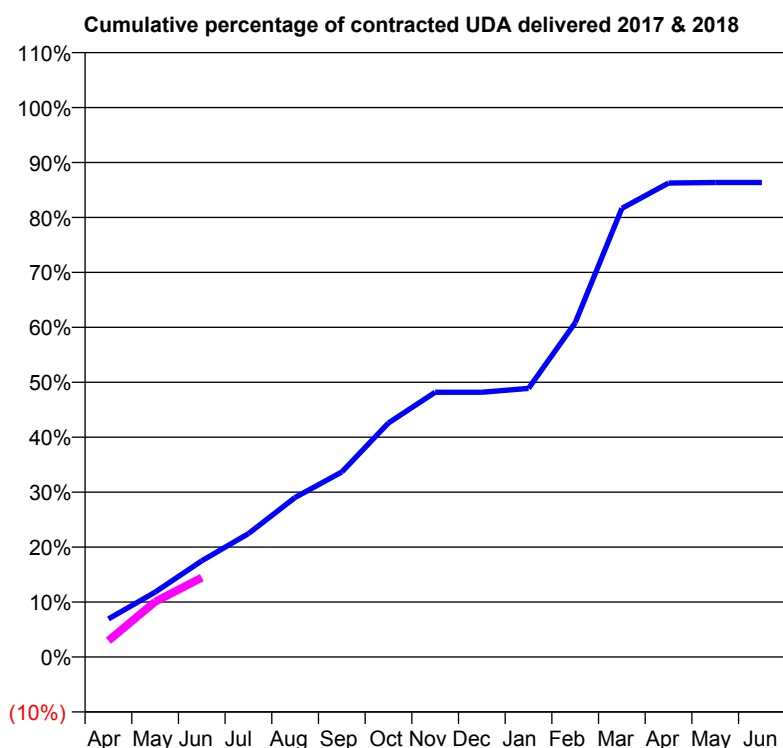
17/18 Contracted general activity (UDA)	9,000
Carry forward general activity (UDA)	0
17/18 Contracted orthodontic activity (UOA)	0
Carry forward orthodontic activity (UOA)	0
Baseline contract value	£232,044.03

ACCESS*

Patients seen in 24 months	Total	Change since previous quarter
Quarter ending June 2016	3,188	
Quarter ending September 2016	3,138	↓
Quarter ending December 2016	3,082	↓
Quarter ending March 2017	3,168	↑
Quarter ending June 2017	3,164	→
Variance since June 2016	(0.8%)	→



ACTIVITY



Adjusted Scheduled Activity (UDA)		
Month	2017	2018
April	624	268
May	1,063	905
June	1,577	1,300
July	2,022	
August	2,614	
September	3,030	
October	3,835	
November	4,337	
December	4,337	
January	4,400	
February	5,474	
March	7,348	
April	7,764	
May	7,772	
June	7,773	

QUALITY

	Quantity	Base Number	Contract	AT	Region	England
% of FP17s for the same patient ID Re-attending within 3 months - Children	23	256	9.0%	9.4%	11.6%	12.0%
% of FP17s for the same patient ID Re-attending within 3 months - Adults	148	682	21.7%	13.7%	15.9%	16.0%
% of FP17s for the same patient ID Re-attending between 3 & 9 months - Children	147	256	57.4%	61.9%	60.4%	58.0%
% of FP17s for the same patient ID Re-attending between 3 & 9 months - Adults	320	682	46.9%	52.9%	52.3%	50.9%
% of FP17s for Band 1 Urgent Courses	111	721	15.4%	8.1%	9.5%	9.1%
% of FP17s Relating to Free Repair or Replacements	7	721	1.0%	0.8%	0.7%	0.8%
% of FP17s Relating to Continuations	2	721	0.3%	1.0%	1.0%	1.1%
% of Patients satisfied with the dentistry they have received	1	3	N/A	92.0%	91.9%	91.7%
% of Patients satisfied with the time they had to wait for an appointment	1	3	N/A	88.2%	88.0%	88.0%

* This is based on patients treated on this contract for their most recent course of treatment. Figures in italics indicate the base number of FP17s or Patient Questionnaire responses are less than 100. N/A is shown where the base number of responses is less than 10 during the period. % is calculated as Quantity/Base number*100

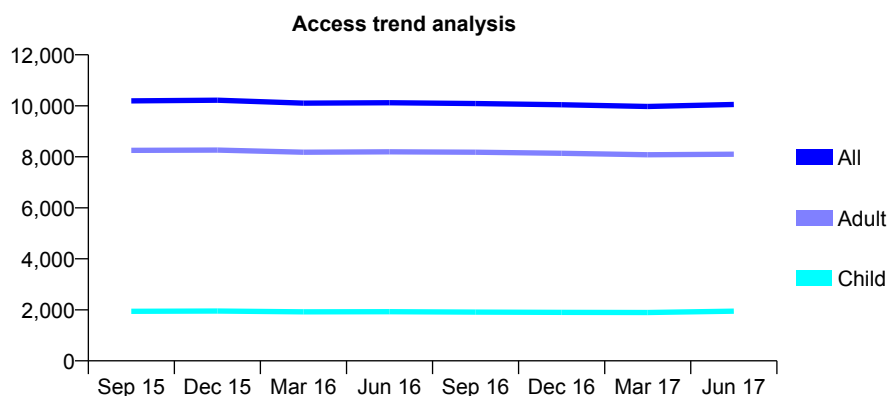
Q64 - Vital Signs At a Glance Contract Report for 168092/0001 - June 2017

Name or company name	Archway Dental Limited
Contract type name	GDS Contract
Purpose of contract	General
Contract start date	02/08/2010
Contract end date	

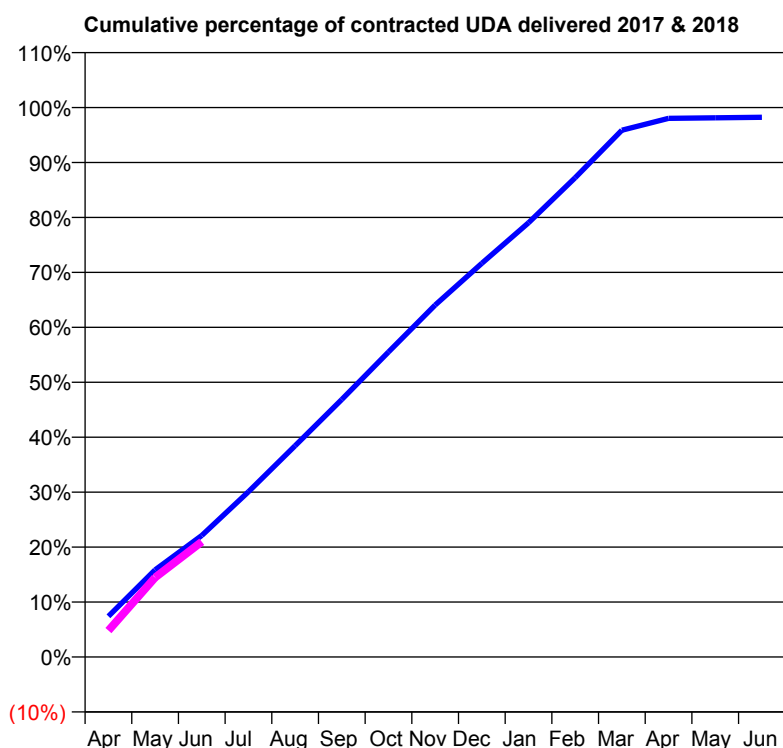
17/18 Contracted general activity (UDA)	24,200
Carry forward general activity (UDA)	0
17/18 Contracted orthodontic activity (UOA)	0
Carry forward orthodontic activity (UOA)	0
Baseline contract value	£540,178.02

ACCESS*

Patients seen in 24 months	Total	Change since previous quarter
Quarter ending June 2016	10,121	
Quarter ending September 2016	10,089	→
Quarter ending December 2016	10,040	→
Quarter ending March 2017	9,975	→
Quarter ending June 2017	10,054	→
Variance since June 2016	(0.7%)	→



ACTIVITY



Adjusted Scheduled Activity (UDA)		
Month	2017	2018
April	1,793	1,165
May	3,835	3,503
June	5,353	5,078
July	7,282	
August	9,303	
September	11,341	
October	13,433	
November	15,498	
December	17,338	
January	19,123	
February	21,109	
March	23,199	
April	23,724	
May	23,747	
June	23,771	

QUALITY

	Quantity	Base Number	Contract	AT	Region	England
% of FP17s for the same patient ID Re-attending within 3 months - Children	49	790	6.2%	9.4%	11.6%	12.0%
% of FP17s for the same patient ID Re-attending within 3 months - Adults	351	2,926	12.0%	13.7%	15.9%	16.0%
% of FP17s for the same patient ID Re-attending between 3 & 9 months - Children	556	790	70.4%	61.9%	60.4%	58.0%
% of FP17s for the same patient ID Re-attending between 3 & 9 months - Adults	1,896	2,926	64.8%	52.9%	52.3%	50.9%
% of FP17s for Band 1 Urgent Courses	194	3,171	6.1%	8.1%	9.5%	9.1%
% of FP17s Relating to Free Repair or Replacements	43	3,171	1.4%	0.8%	0.7%	0.8%
% of FP17s Relating to Continuations	36	3,171	1.1%	1.0%	1.0%	1.1%
% of Patients satisfied with the dentistry they have received	30	30	100.0%	92.0%	91.9%	91.7%
% of Patients satisfied with the time they had to wait for an appointment	23	30	76.7%	88.2%	88.0%	88.0%

* This is based on patients treated on this contract for their most recent course of treatment. Figures in italics indicate the base number of FP17s or Patient Questionnaire responses are less than 100. N/A is shown where the base number of responses is less than 10 during the period. % is calculated as Quantity/Base number*100

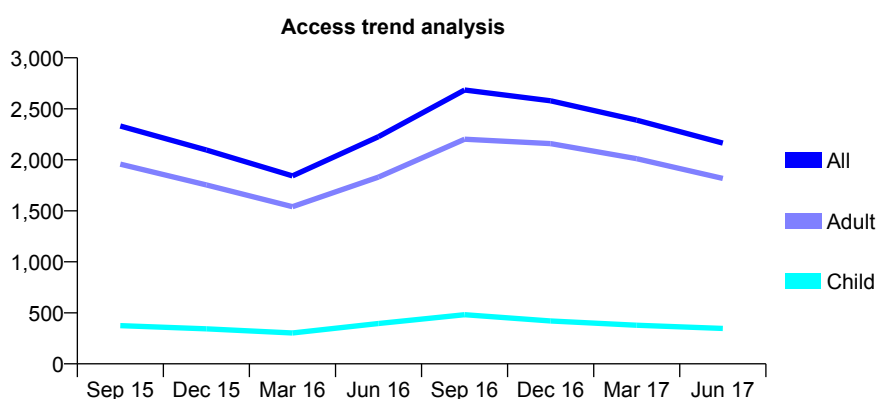
Q64 - Vital Signs At a Glance Contract Report for 168874/0001 - June 2017

Name or company name	Mr Jiten Doshi
Contract type name	GDS Contract
Purpose of contract	General
Contract start date	01/05/2013
Contract end date	

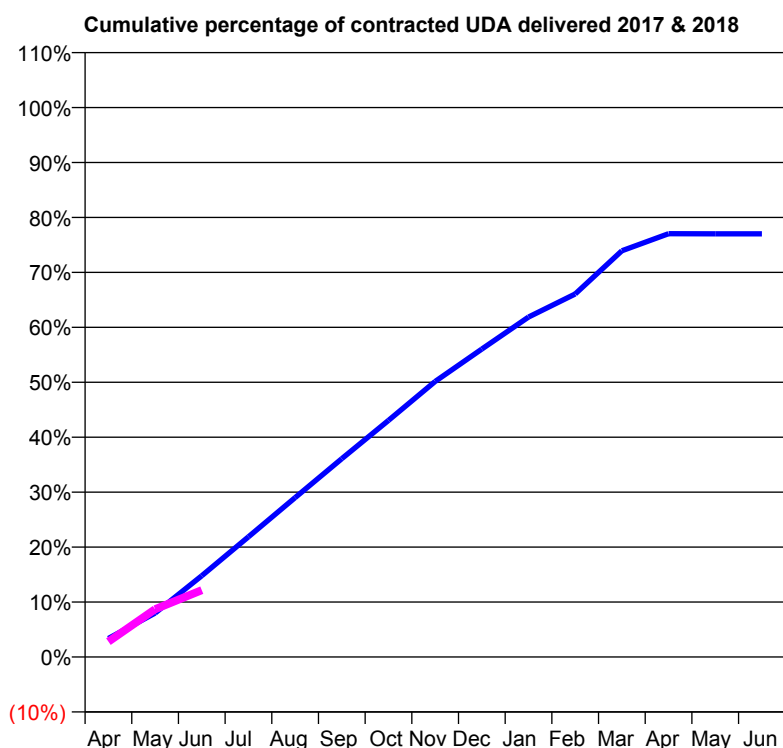
17/18 Contracted general activity (UDA)	8,940
Carry forward general activity (UDA)	0
17/18 Contracted orthodontic activity (UOA)	0
Carry forward orthodontic activity (UOA)	0
Baseline contract value	£186,512.00

ACCESS*

Patients seen in 24 months	Total	Change since previous quarter
Quarter ending June 2016	2,227	
Quarter ending September 2016	2,684	↑
Quarter ending December 2016	2,579	↓
Quarter ending March 2017	2,389	↓
Quarter ending June 2017	2,164	↓
Variance since June 2016	(2.8%)	↓



ACTIVITY



Adjusted Scheduled Activity (UDA)		
Month	2017	2018
April	303	251
May	715	777
June	1,321	1,089
July	1,956	
August	2,593	
September	3,228	
October	3,849	
November	4,482	
December	5,010	
January	5,530	
February	5,905	
March	6,609	
April	6,887	
May	6,885	
June	6,886	

QUALITY

	Quantity	Base Number	Contract	AT	Region	England
% of FP17s for the same patient ID Re-attending within 3 months - Children	3	144	2.1%	9.4%	11.6%	12.0%
% of FP17s for the same patient ID Re-attending within 3 months - Adults	62	620	10.0%	13.7%	15.9%	16.0%
% of FP17s for the same patient ID Re-attending between 3 & 9 months - Children	37	144	25.7%	61.9%	60.4%	58.0%
% of FP17s for the same patient ID Re-attending between 3 & 9 months - Adults	157	620	25.3%	52.9%	52.3%	50.9%
% of FP17s for Band 1 Urgent Courses	73	619	11.8%	8.1%	9.5%	9.1%
% of FP17s Relating to Free Repair or Replacements	1	619	0.2%	0.8%	0.7%	0.8%
% of FP17s Relating to Continuations	0	619	0.0%	1.0%	1.0%	1.1%
% of Patients satisfied with the dentistry they have received	6	6	N/A	92.0%	91.9%	91.7%
% of Patients satisfied with the time they had to wait for an appointment	5	6	N/A	88.2%	88.0%	88.0%

* This is based on patients treated on this contract for their most recent course of treatment. Figures in italics indicate the base number of FP17s or Patient Questionnaire responses are less than 100. N/A is shown where the base number of responses is less than 10 during the period. % is calculated as Quantity/Base number*100

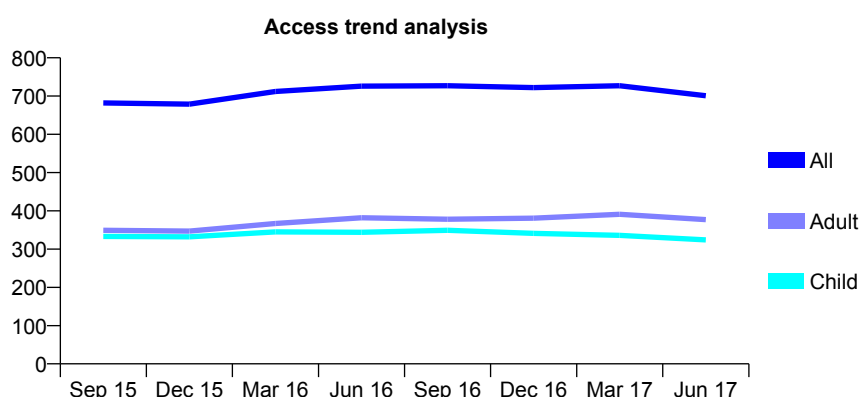
Q64 - Vital Signs At a Glance Contract Report for 168882/0001 - June 2017

Name or company name	Mr N Parson & Mr A Godara
Contract type name	GDS Contract
Purpose of contract	General
Contract start date	01/08/2012
Contract end date	

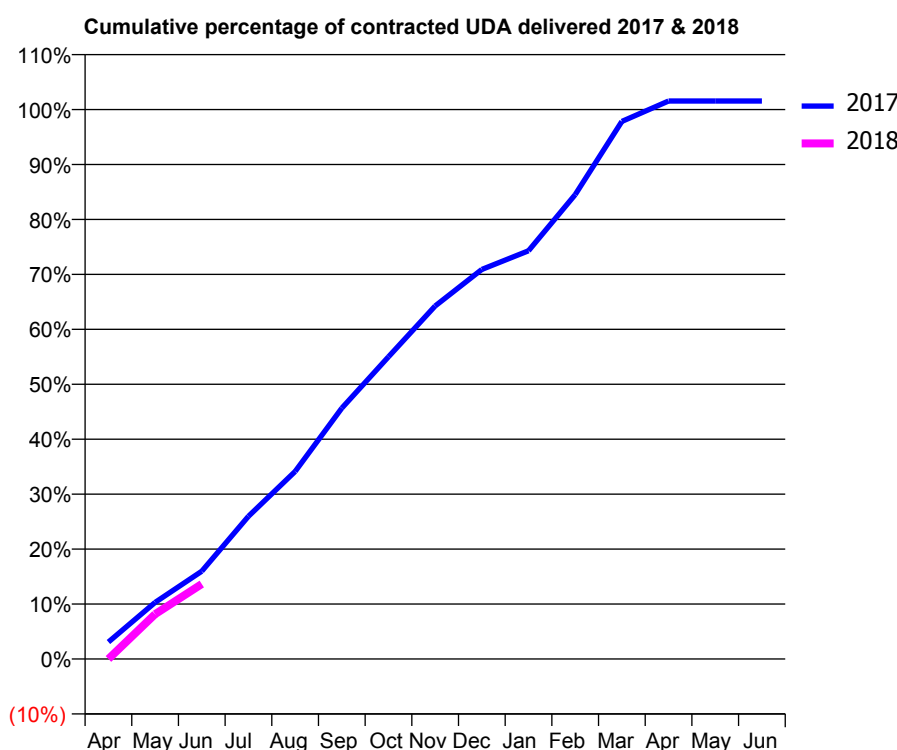
17/18 Contracted general activity (UDA)	2,100
Carry forward general activity (UDA)	0
17/18 Contracted orthodontic activity (UOA)	0
Carry forward orthodontic activity (UOA)	0
Baseline contract value	£52,180.91

ACCESS*

Patients seen in 24 months	Total	Change since previous quarter
Quarter ending June 2016	726	
Quarter ending September 2016	727	→
Quarter ending December 2016	722	→
Quarter ending March 2017	727	→
Quarter ending June 2017	701	↓
Variance since June 2016	(3.4%)	↓



ACTIVITY



Month	Adjusted Scheduled Activity (UDA)	
	2017	2018
April	65	0
May	216	171
June	335	287
July	545	
August	717	
September	959	
October	1,155	
November	1,349	
December	1,489	
January	1,560	
February	1,775	
March	2,054	
April	2,133	
May	2,133	
June	2,133	

QUALITY

	Quantity	Base Number	Contract	AT	Region	England
% of FP17s for the same patient ID Re-attending within 3 months - Children	5	73	6.8%	9.4%	11.6%	12.0%
% of FP17s for the same patient ID Re-attending within 3 months - Adults	7	85	8.2%	13.7%	15.9%	16.0%
% of FP17s for the same patient ID Re-attending between 3 & 9 months - Children	53	73	72.6%	61.9%	60.4%	58.0%
% of FP17s for the same patient ID Re-attending between 3 & 9 months - Adults	56	85	65.9%	52.9%	52.3%	50.9%
% of FP17s for Band 1 Urgent Courses	4	123	3.3%	8.1%	9.5%	9.1%
% of FP17s Relating to Free Repair or Replacements	0	123	0.0%	0.8%	0.7%	0.8%
% of FP17s Relating to Continuations	2	123	1.6%	1.0%	1.0%	1.1%
% of Patients satisfied with the dentistry they have received	7	7	N/A	92.0%	91.9%	91.7%
% of Patients satisfied with the time they had to wait for an appointment	7	7	N/A	88.2%	88.0%	88.0%

* This is based on patients treated on this contract for their most recent course of treatment. Figures in italics indicate the base number of FP17s or Patient Questionnaire responses are less than 100. N/A is shown where the base number of responses is less than 10 during the period. % is calculated as Quantity/Base number*100

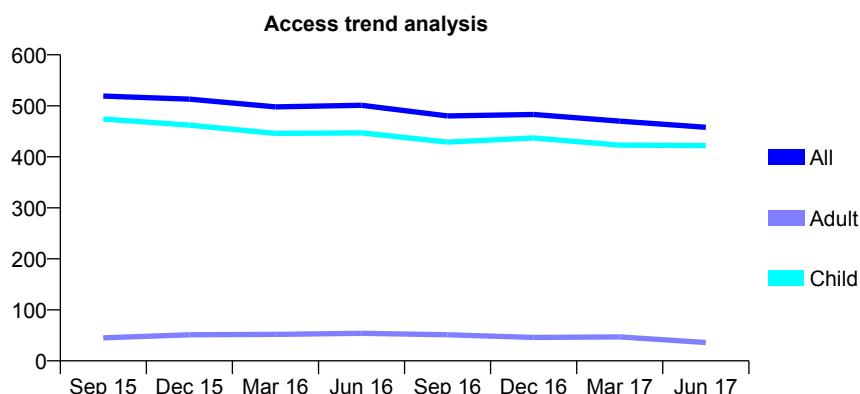
Q64 - Vital Signs At a Glance Contract Report for 168920/0001 - June 2017

Name or company name	Katherine Price
Contract type name	GDS Contract
Purpose of contract	General
Contract start date	01/03/2013
Contract end date	

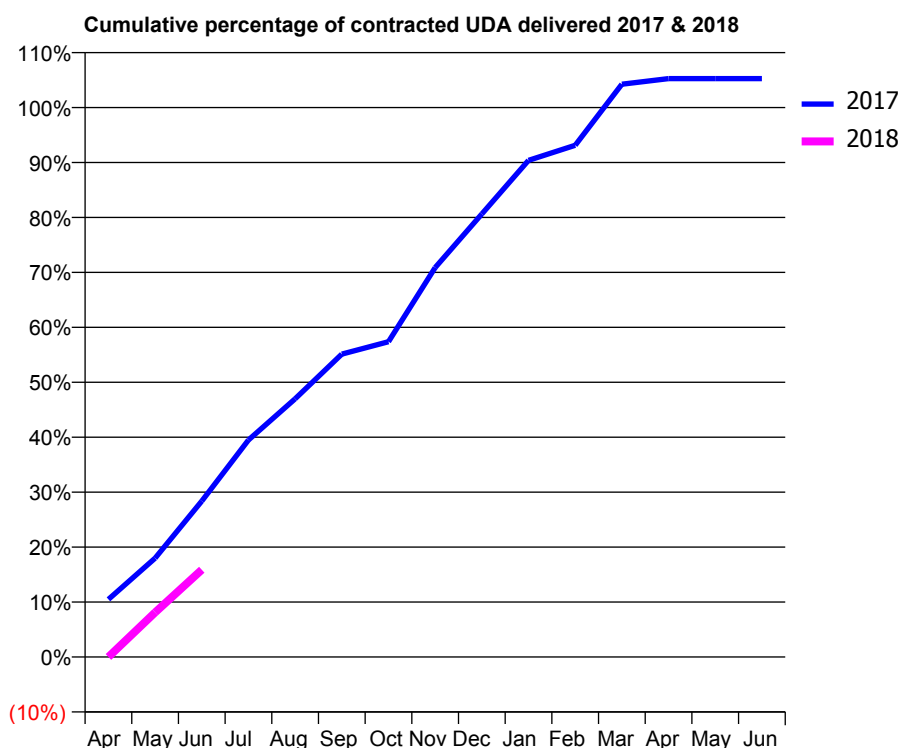
17/18 Contracted general activity (UDA)	800
Carry forward general activity (UDA)	0
17/18 Contracted orthodontic activity (UOA)	0
Carry forward orthodontic activity (UOA)	0
Baseline contract value	£16,837.99

ACCESS*

Patients seen in 24 months	Total	Change since previous quarter
Quarter ending June 2016	501	
Quarter ending September 2016	480	↓
Quarter ending December 2016	483	→
Quarter ending March 2017	470	↓
Quarter ending June 2017	458	↓
Variance since June 2016	(8.6%)	↓



ACTIVITY



Month	Adjusted Scheduled Activity (UDA)	
	2017	2018
April	84	0
May	144	65
June	227	127
July	316	
August	376	
September	441	
October	459	
November	567	
December	645	
January	723	
February	745	
March	834	
April	842	
May	842	
June	842	

QUALITY

	Quantity	Base Number	Contract	AT	Region	England
% of FP17s for the same patient ID Re-attending within 3 months - Children	17	103	16.5%	9.4%	11.6%	12.0%
% of FP17s for the same patient ID Re-attending within 3 months - Adults	0	0	N/A	13.7%	15.9%	16.0%
% of FP17s for the same patient ID Re-attending between 3 & 9 months - Children	57	103	55.3%	61.9%	60.4%	58.0%
% of FP17s for the same patient ID Re-attending between 3 & 9 months - Adults	0	0	N/A	52.9%	52.3%	50.9%
% of FP17s for Band 1 Urgent Courses	0	99	0.0%	8.1%	9.5%	9.1%
% of FP17s Relating to Free Repair or Replacements	0	99	0.0%	0.8%	0.7%	0.8%
% of FP17s Relating to Continuations	0	99	0.0%	1.0%	1.0%	1.1%
% of Patients satisfied with the dentistry they have received	3	3	N/A	92.0%	91.9%	91.7%
% of Patients satisfied with the time they had to wait for an appointment	3	3	N/A	88.2%	88.0%	88.0%

* This is based on patients treated on this contract for their most recent course of treatment. Figures in italics indicate the base number of FP17s or Patient Questionnaire responses are less than 100. N/A is shown where the base number of responses is less than 10 during the period. % is calculated as Quantity/Base number*100

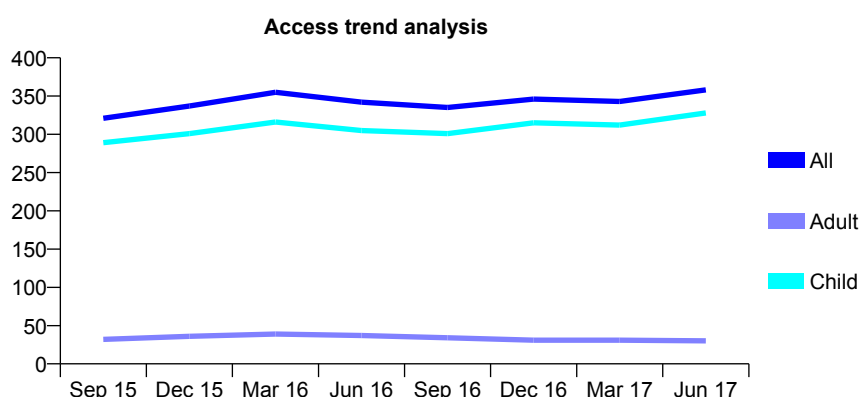
Q64 - Vital Signs At a Glance Contract Report for 171522/0001 - June 2017

Name or company name	Lechlade Dental Practice
Contract type name	GDS Contract
Purpose of contract	General
Contract start date	01/04/2014
Contract end date	

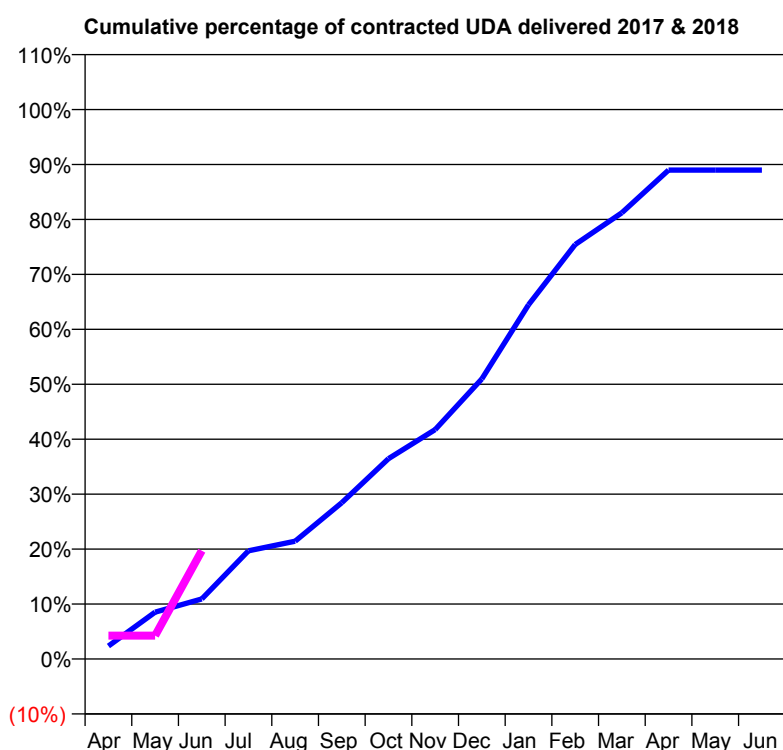
17/18 Contracted general activity (UDA)	800
Carry forward general activity (UDA)	0
17/18 Contracted orthodontic activity (UOA)	0
Carry forward orthodontic activity (UOA)	0
Baseline contract value	£18,090.08

ACCESS*

Patients seen in 24 months	Total	Change since previous quarter
Quarter ending June 2016	342	
Quarter ending September 2016	335	↓
Quarter ending December 2016	346	↑
Quarter ending March 2017	343	→
Quarter ending June 2017	358	↑
Variance since June 2016	4.7%	↑



ACTIVITY



Month	Adjusted Scheduled Activity (UDA)	
	2017	2018
April	19	34
May	68	34
June	87	158
July	158	
August	172	
September	228	
October	292	
November	334	
December	408	
January	516	
February	603	
March	650	
April	712	
May	712	
June	712	

QUALITY

	Quantity	Base Number	Contract	AT	Region	England
% of FP17s for the same patient ID Re-attending within 3 months - Children	3	116	2.6%	9.4%	11.6%	12.0%
% of FP17s for the same patient ID Re-attending within 3 months - Adults	0	3	0.0%	13.7%	15.9%	16.0%
% of FP17s for the same patient ID Re-attending between 3 & 9 months - Children	65	116	56.0%	61.9%	60.4%	58.0%
% of FP17s for the same patient ID Re-attending between 3 & 9 months - Adults	1	3	33.3%	52.9%	52.3%	50.9%
% of FP17s for Band 1 Urgent Courses	4	87	4.6%	8.1%	9.5%	9.1%
% of FP17s Relating to Free Repair or Replacements	0	87	0.0%	0.8%	0.7%	0.8%
% of FP17s Relating to Continuations	0	87	0.0%	1.0%	1.0%	1.1%
% of Patients satisfied with the dentistry they have received	0	0	N/A	92.0%	91.9%	91.7%
% of Patients satisfied with the time they had to wait for an appointment	0	0	N/A	88.2%	88.0%	88.0%

* This is based on patients treated on this contract for their most recent course of treatment. Figures in italics indicate the base number of FP17s or Patient Questionnaire responses are less than 100. N/A is shown where the base number of responses is less than 10 during the period. % is calculated as Quantity/Base number*100

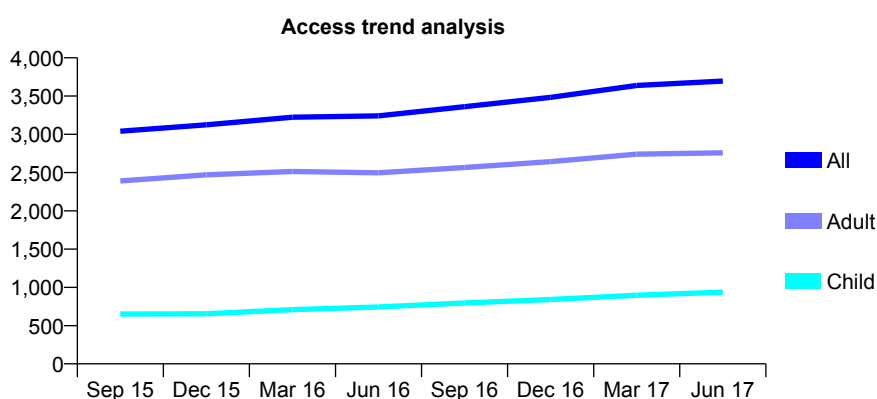
Q64 - Vital Signs At a Glance Contract Report for 172138/0001 - June 2017

Name or company name	Mr Georgios Mexias
Contract type name	GDS Contract
Purpose of contract	General
Contract start date	01/12/2013
Contract end date	

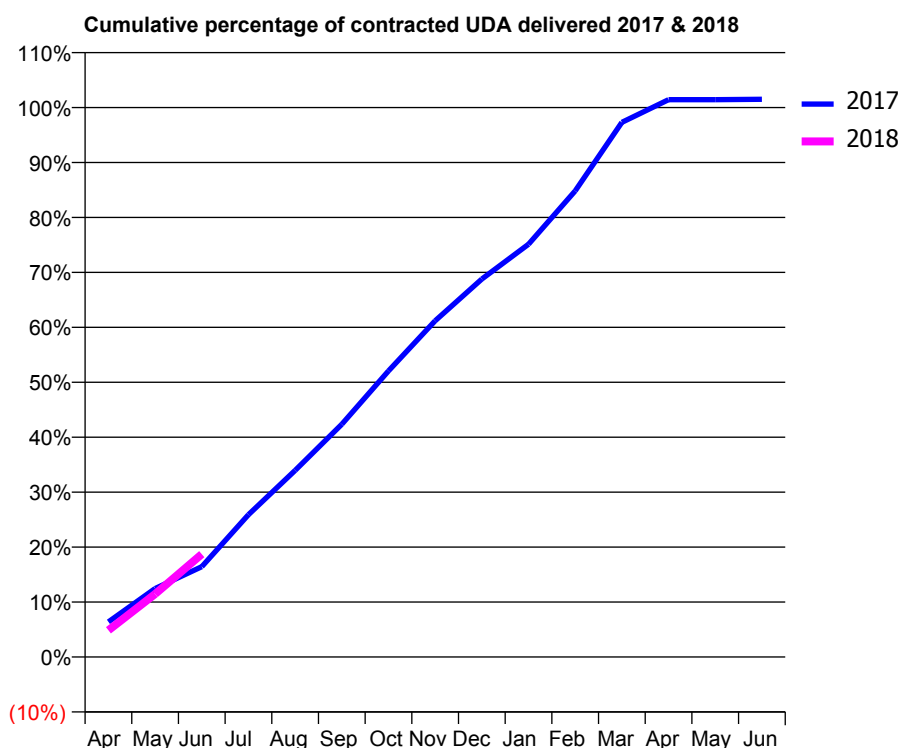
17/18 Contracted general activity (UDA)	10,143
Carry forward general activity (UDA)	0
17/18 Contracted orthodontic activity (UOA)	0
Carry forward orthodontic activity (UOA)	0
Baseline contract value	£212,392.22

ACCESS*

Patients seen in 24 months	Total	Change since previous quarter
Quarter ending June 2016	3,241	
Quarter ending September 2016	3,361	↑
Quarter ending December 2016	3,484	↑
Quarter ending March 2017	3,638	↑
Quarter ending June 2017	3,695	→
Variance since June 2016	14.0%	↑



ACTIVITY



Adjusted Scheduled Activity (UDA)		
Month	2017	2018
April	648	494
May	1,264	1,163
June	1,667	1,900
July	2,629	
August	3,444	
September	4,297	
October	5,281	
November	6,206	
December	6,978	
January	7,619	
February	8,603	
March	9,869	
April	10,288	
May	10,287	
June	10,294	

QUALITY

	Quantity	Base Number	Contract	AT	Region	England
% of FP17s for the same patient ID Re-attending within 3 months - Children	18	332	5.4%	9.4%	11.6%	12.0%
% of FP17s for the same patient ID Re-attending within 3 months - Adults	123	977	12.6%	13.7%	15.9%	16.0%
% of FP17s for the same patient ID Re-attending between 3 & 9 months - Children	198	332	59.6%	61.9%	60.4%	58.0%
% of FP17s for the same patient ID Re-attending between 3 & 9 months - Adults	636	977	65.1%	52.9%	52.3%	50.9%
% of FP17s for Band 1 Urgent Courses	79	1,062	7.4%	8.1%	9.5%	9.1%
% of FP17s Relating to Free Repair or Replacements	8	1,062	0.8%	0.8%	0.7%	0.8%
% of FP17s Relating to Continuations	6	1,062	0.6%	1.0%	1.0%	1.1%
% of Patients satisfied with the dentistry they have received	9	9	N/A	92.0%	91.9%	91.7%
% of Patients satisfied with the time they had to wait for an appointment	9	9	N/A	88.2%	88.0%	88.0%

* This is based on patients treated on this contract for their most recent course of treatment. Figures in italics indicate the base number of FP17s or Patient Questionnaire responses are less than 100. N/A is shown where the base number of responses is less than 10 during the period. % is calculated as Quantity/Base number*100

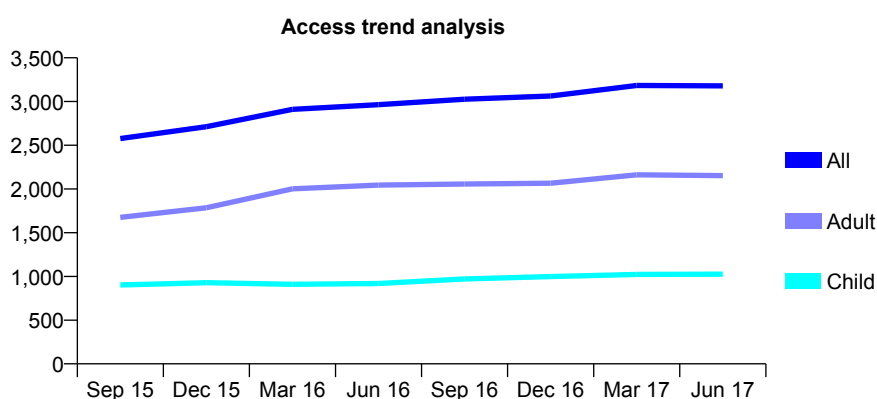
Q64 - Vital Signs At a Glance Contract Report for 173371/0001 - June 2017

Name or company name	The Parks Dental Practice
Contract type name	GDS Contract
Purpose of contract	General
Contract start date	21/03/2013
Contract end date	

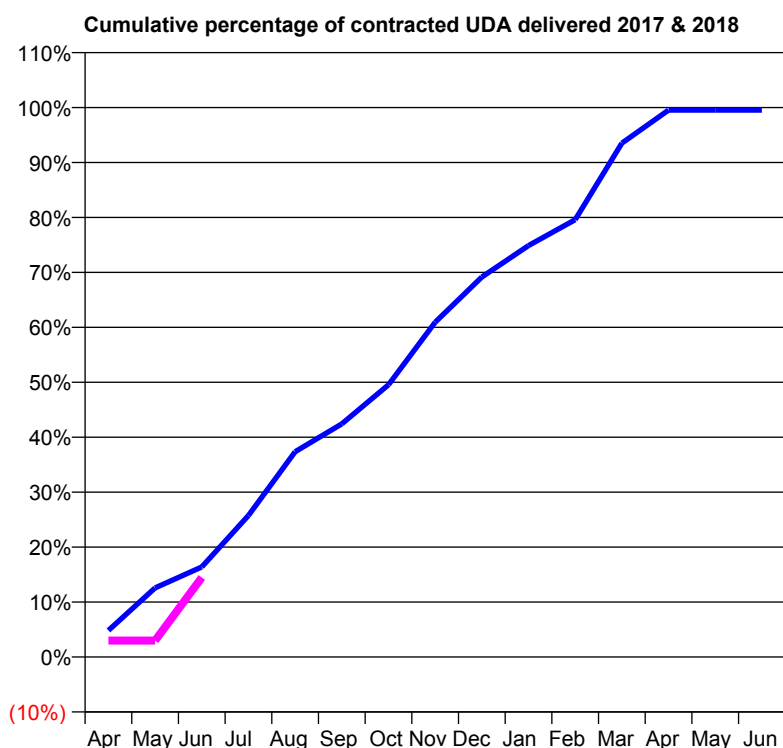
17/18 Contracted general activity (UDA)	7,000
Carry forward general activity (UDA)	0
17/18 Contracted orthodontic activity (UOA)	0
Carry forward orthodontic activity (UOA)	0
Baseline contract value	£168,917.24

ACCESS*

Patients seen in 24 months	Total	Change since previous quarter
Quarter ending June 2016	2,964	
Quarter ending September 2016	3,026	↑
Quarter ending December 2016	3,063	→
Quarter ending March 2017	3,184	↑
Quarter ending June 2017	3,179	→
Variance since June 2016	7.3%	↑



ACTIVITY



Adjusted Scheduled Activity (UDA)		
Month	2017	2018
April	339	209
May	880	209
June	1,147	1,013
July	1,804	
August	2,615	
September	2,971	
October	3,468	
November	4,264	
December	4,841	
January	5,241	
February	5,570	
March	6,546	
April	6,967	
May	6,967	
June	6,967	

QUALITY

	Quantity	Base Number	Contract	AT	Region	England
% of FP17s for the same patient ID Re-attending within 3 months - Children	34	391	8.7%	9.4%	11.6%	12.0%
% of FP17s for the same patient ID Re-attending within 3 months - Adults	63	472	13.3%	13.7%	15.9%	16.0%
% of FP17s for the same patient ID Re-attending between 3 & 9 months - Children	275	391	70.3%	61.9%	60.4%	58.0%
% of FP17s for the same patient ID Re-attending between 3 & 9 months - Adults	156	472	33.1%	52.9%	52.3%	50.9%
% of FP17s for Band 1 Urgent Courses	81	612	13.2%	8.1%	9.5%	9.1%
% of FP17s Relating to Free Repair or Replacements	11	612	1.8%	0.8%	0.7%	0.8%
% of FP17s Relating to Continuations	1	612	0.2%	1.0%	1.0%	1.1%
% of Patients satisfied with the dentistry they have received	14	16	87.5%	92.0%	91.9%	91.7%
% of Patients satisfied with the time they had to wait for an appointment	16	16	100.0%	88.2%	88.0%	88.0%

* This is based on patients treated on this contract for their most recent course of treatment. Figures in italics indicate the base number of FP17s or Patient Questionnaire responses are less than 100. N/A is shown where the base number of responses is less than 10 during the period. % is calculated as Quantity/Base number*100

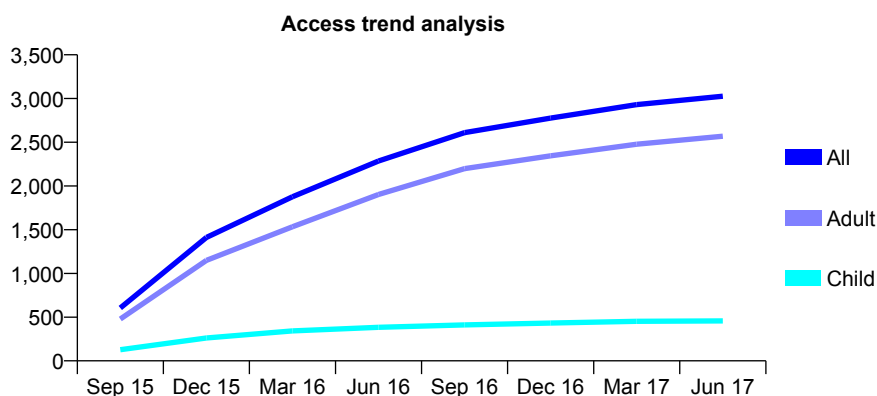
Q64 - Vital Signs At a Glance Contract Report for 178152/0001 - June 2017

Name or company name	PW & SM Phillips
Contract type name	GDS Contract
Purpose of contract	General
Contract start date	01/07/2015
Contract end date	

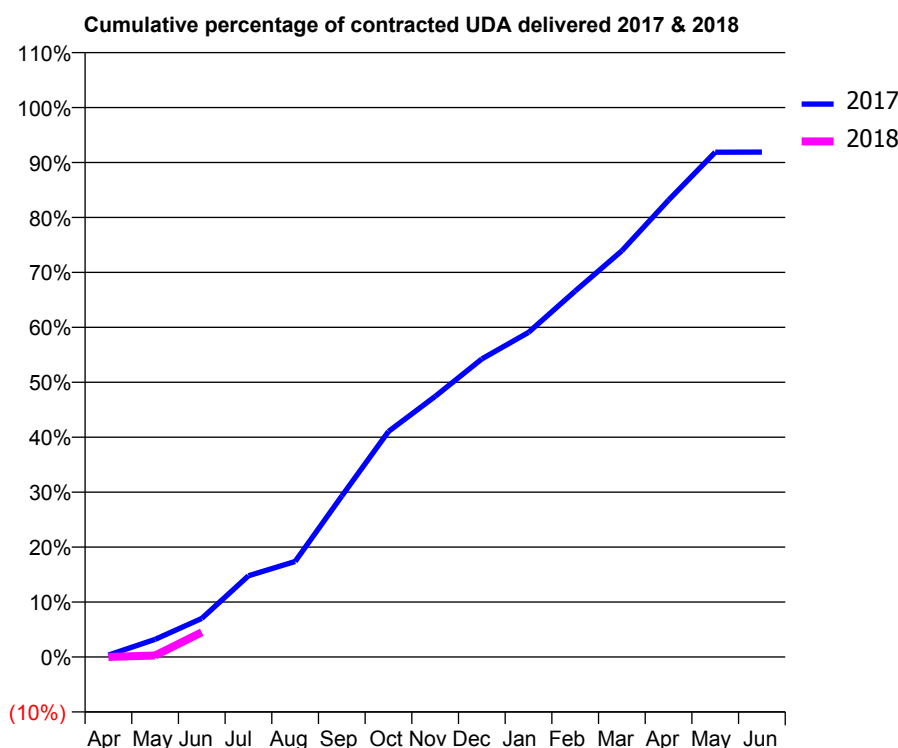
17/18 Contracted general activity (UDA)	9,000
Carry forward general activity (UDA)	0
17/18 Contracted orthodontic activity (UOA)	0
Carry forward orthodontic activity (UOA)	0
Baseline contract value	£211,258.53

ACCESS*

Patients seen in 24 months	Total	Change since previous quarter
Quarter ending June 2016	2,286	
Quarter ending September 2016	2,610	↑
Quarter ending December 2016	2,777	↑
Quarter ending March 2017	2,930	↑
Quarter ending June 2017	3,026	↑
Variance since June 2016	32.4%	↑



ACTIVITY



Month	Adjusted Scheduled Activity (UDA)	
	2017	2018
April	32	0
May	290	25
June	633	406
July	1,332	
August	1,564	
September	2,637	
October	3,695	
November	4,269	
December	4,882	
January	5,318	
February	5,994	
March	6,653	
April	7,485	
May	8,267	
June	8,270	

QUALITY

	Quantity	Base Number	Contract	AT	Region	England
% of FP17s for the same patient ID Re-attending within 3 months - Children	5	177	2.8%	9.4%	11.6%	12.0%
% of FP17s for the same patient ID Re-attending within 3 months - Adults	114	816	14.0%	13.7%	15.9%	16.0%
% of FP17s for the same patient ID Re-attending between 3 & 9 months - Children	98	177	55.4%	61.9%	60.4%	58.0%
% of FP17s for the same patient ID Re-attending between 3 & 9 months - Adults	404	816	49.5%	52.9%	52.3%	50.9%
% of FP17s for Band 1 Urgent Courses	54	273	19.8%	8.1%	9.5%	9.1%
% of FP17s Relating to Free Repair or Replacements	9	273	3.3%	0.8%	0.7%	0.8%
% of FP17s Relating to Continuations	0	273	0.0%	1.0%	1.0%	1.1%
% of Patients satisfied with the dentistry they have received	25	28	89.3%	92.0%	91.9%	91.7%
% of Patients satisfied with the time they had to wait for an appointment	27	28	96.4%	88.2%	88.0%	88.0%

* This is based on patients treated on this contract for their most recent course of treatment. Figures in italics indicate the base number of FP17s or Patient Questionnaire responses are less than 100. N/A is shown where the base number of responses is less than 10 during the period. % is calculated as Quantity/Base number*100

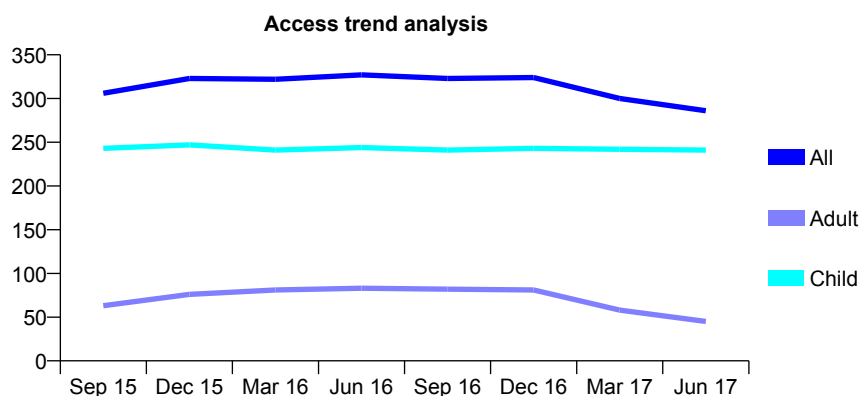
Q64 - Vital Signs At a Glance Contract Report for 179442/0001 - June 2017

Name or company name	Mr Carl Stuart Sainsbury Roberts
Contract type name	GDS Contract
Purpose of contract	General and Orthodontic
Contract start date	01/04/2014
Contract end date	

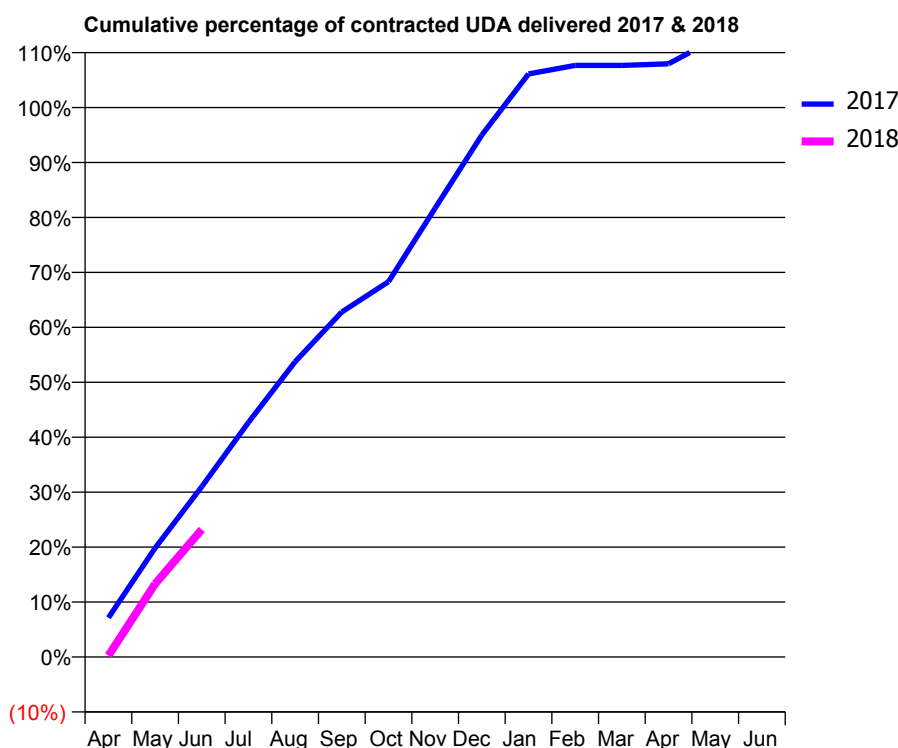
17/18 Contracted general activity (UDA)	400
Carry forward general activity (UDA)	0
17/18 Contracted orthodontic activity (UOA)	0
Carry forward orthodontic activity (UOA)	0
Baseline contract value	£9,815.65

ACCESS*

Patients seen in 24 months	Total	Change since previous quarter
Quarter ending June 2016	327	
Quarter ending September 2016	323	↓
Quarter ending December 2016	324	→
Quarter ending March 2017	300	↓
Quarter ending June 2017	286	↓
Variance since June 2016	(12.5%)	↓



ACTIVITY



Adjusted Scheduled Activity (UDA)		
Month	2017	2018
April	29	1
May	79	53
June	124	93
July	171	
August	215	
September	251	
October	273	
November	327	
December	380	
January	424	
February	431	
March	431	
April	432	
May	450	
June	450	

QUALITY

	Quantity	Base Number	Contract	AT	Region	England
% of FP17s for the same patient ID Re-attending within 3 months - Children	3	75	4.0%	9.4%	11.6%	12.0%
% of FP17s for the same patient ID Re-attending within 3 months - Adults	2	5	40.0%	13.7%	15.9%	16.0%
% of FP17s for the same patient ID Re-attending between 3 & 9 months - Children	34	75	45.3%	61.9%	60.4%	58.0%
% of FP17s for the same patient ID Re-attending between 3 & 9 months - Adults	1	5	20.0%	52.9%	52.3%	50.9%
% of FP17s for Band 1 Urgent Courses	4	67	6.0%	8.1%	9.5%	9.1%
% of FP17s Relating to Free Repair or Replacements	0	67	0.0%	0.8%	0.7%	0.8%
% of FP17s Relating to Continuations	0	67	0.0%	1.0%	1.0%	1.1%
% of Patients satisfied with the dentistry they have received	0	0	N/A	92.0%	91.9%	91.7%
% of Patients satisfied with the time they had to wait for an appointment	0	0	N/A	88.2%	88.0%	88.0%

* This is based on patients treated on this contract for their most recent course of treatment. Figures in italics indicate the base number of FP17s or Patient Questionnaire responses are less than 100. N/A is shown where the base number of responses is less than 10 during the period. % is calculated as Quantity/Base number*100

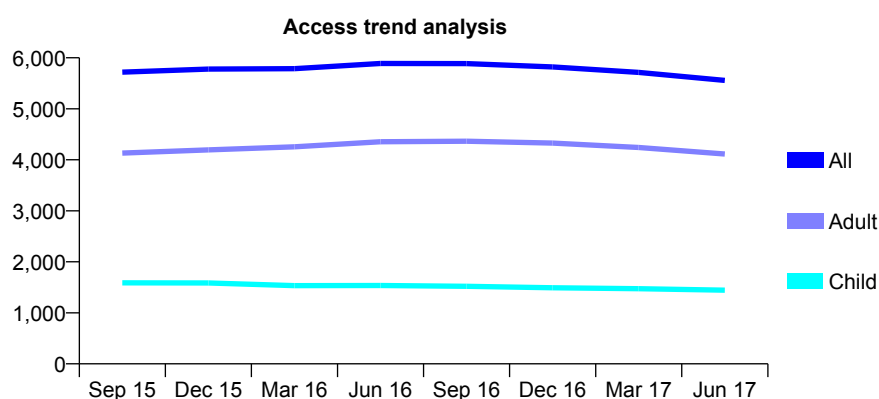
Q64 - Vital Signs At a Glance Contract Report for 181110/0001 - June 2017

Name or company name	IDH Limited
Contract type name	GDS Contract
Purpose of contract	General
Contract start date	01/03/2008
Contract end date	

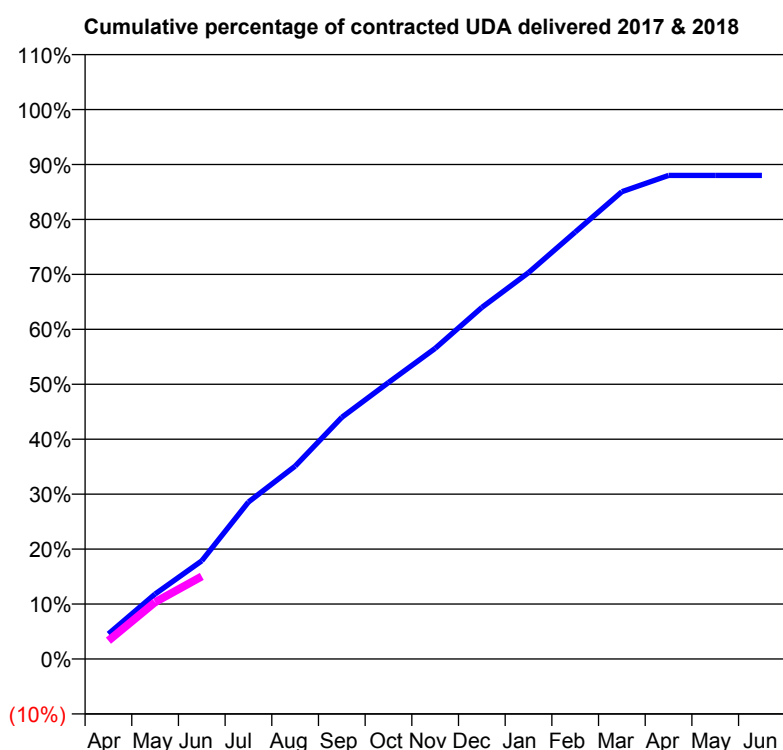
17/18 Contracted general activity (UDA)	15,100
Carry forward general activity (UDA)	0
17/18 Contracted orthodontic activity (UOA)	0
Carry forward orthodontic activity (UOA)	0
Baseline contract value	£402,740.97

ACCESS*

Patients seen in 24 months	Total	Change since previous quarter
Quarter ending June 2016	5,890	
Quarter ending September 2016	5,885	→
Quarter ending December 2016	5,821	↓
Quarter ending March 2017	5,713	↓
Quarter ending June 2017	5,558	↓
Variance since June 2016	(5.6%)	↓



ACTIVITY



Adjusted Scheduled Activity (UDA)		
Month	2017	2018
April	692	505
May	1,785	1,563
June	2,700	2,271
July	4,316	
August	5,299	
September	6,643	
October	7,597	
November	8,538	
December	9,661	
January	10,618	
February	11,730	
March	12,840	
April	13,289	
May	13,289	
June	13,289	

QUALITY

	Quantity	Base Number	Contract	AT	Region	England
% of FP17s for the same patient ID Re-attending within 3 months - Children	30	367	8.2%	9.4%	11.6%	12.0%
% of FP17s for the same patient ID Re-attending within 3 months - Adults	151	974	15.5%	13.7%	15.9%	16.0%
% of FP17s for the same patient ID Re-attending between 3 & 9 months - Children	152	367	41.4%	61.9%	60.4%	58.0%
% of FP17s for the same patient ID Re-attending between 3 & 9 months - Adults	280	974	28.7%	52.9%	52.3%	50.9%
% of FP17s for Band 1 Urgent Courses	101	1,109	9.1%	8.1%	9.5%	9.1%
% of FP17s Relating to Free Repair or Replacements	12	1,109	1.1%	0.8%	0.7%	0.8%
% of FP17s Relating to Continuations	40	1,109	3.6%	1.0%	1.0%	1.1%
% of Patients satisfied with the dentistry they have received	14	16	87.5%	92.0%	91.9%	91.7%
% of Patients satisfied with the time they had to wait for an appointment	11	16	68.8%	88.2%	88.0%	88.0%

* This is based on patients treated on this contract for their most recent course of treatment. Figures in italics indicate the base number of FP17s or Patient Questionnaire responses are less than 100. N/A is shown where the base number of responses is less than 10 during the period. % is calculated as Quantity/Base number*100

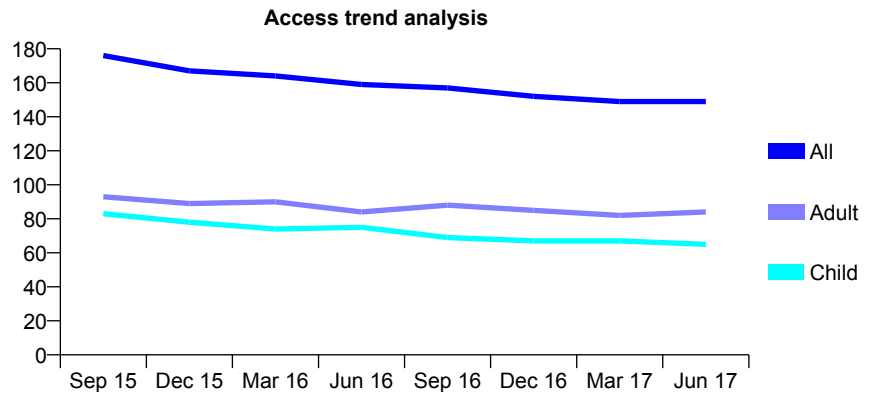
Q64 - Vital Signs At a Glance Contract Report for 181420/0001 - June 2017

Name or company name	The Cottage Dental & Implant Clinic Limited
Contract type name	GDS Contract
Purpose of contract	General
Contract start date	01/12/2008
Contract end date	

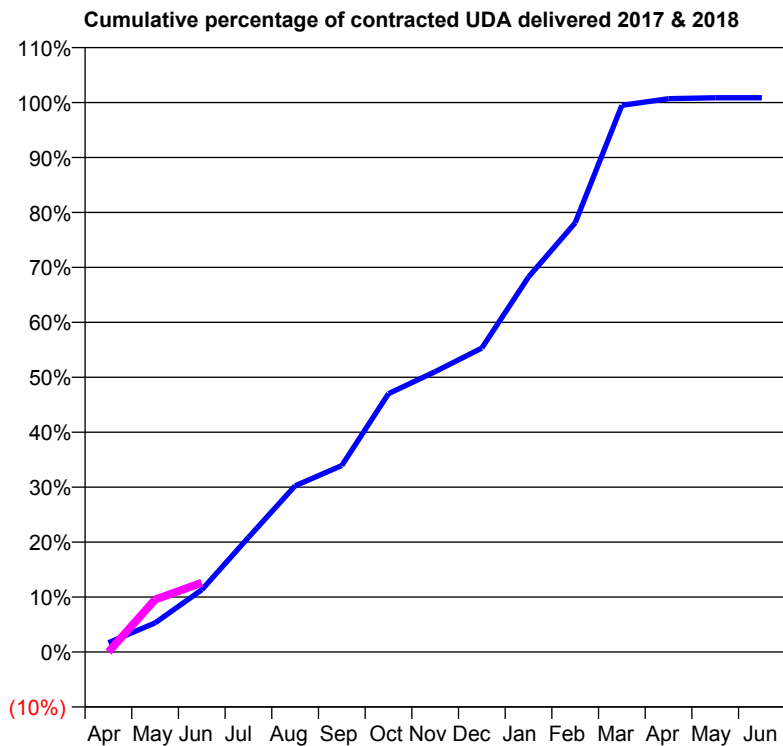
17/18 Contracted general activity (UDA)	650
Carry forward general activity (UDA)	0
17/18 Contracted orthodontic activity (UOA)	0
Carry forward orthodontic activity (UOA)	0
Baseline contract value	£15,455.38

ACCESS*

Patients seen in 24 months	Total	Change since previous quarter
Quarter ending June 2016	159	
Quarter ending September 2016	157	↓
Quarter ending December 2016	152	↓
Quarter ending March 2017	149	↓
Quarter ending June 2017	149	→
Variance since June 2016	(6.3%)	↓



ACTIVITY



Month	Adjusted Scheduled Activity (UDA)	
	2017	2018
April	11	0
May	34	62
June	74	82
July	136	
August	197	
September	221	
October	306	
November	332	
December	360	
January	444	
February	508	
March	647	
April	655	
May	656	
June	656	

QUALITY

	Quantity	Base Number	Contract	AT	Region	England
% of FP17s for the same patient ID Re-attending within 3 months - Children	4	18	22.2%	9.4%	11.6%	12.0%
% of FP17s for the same patient ID Re-attending within 3 months - Adults	3	20	15.0%	13.7%	15.9%	16.0%
% of FP17s for the same patient ID Re-attending between 3 & 9 months - Children	10	18	55.6%	61.9%	60.4%	58.0%
% of FP17s for the same patient ID Re-attending between 3 & 9 months - Adults	14	20	70.0%	52.9%	52.3%	50.9%
% of FP17s for Band 1 Urgent Courses	0	31	0.0%	8.1%	9.5%	9.1%
% of FP17s Relating to Free Repair or Replacements	0	31	0.0%	0.8%	0.7%	0.8%
% of FP17s Relating to Continuations	3	31	9.7%	1.0%	1.0%	1.1%
% of Patients satisfied with the dentistry they have received	1	1	N/A	92.0%	91.9%	91.7%
% of Patients satisfied with the time they had to wait for an appointment	1	1	N/A	88.2%	88.0%	88.0%

* This is based on patients treated on this contract for their most recent course of treatment. Figures in italics indicate the base number of FP17s or Patient Questionnaire responses are less than 100. N/A is shown where the base number of responses is less than 10 during the period. % is calculated as Quantity/Base number*100

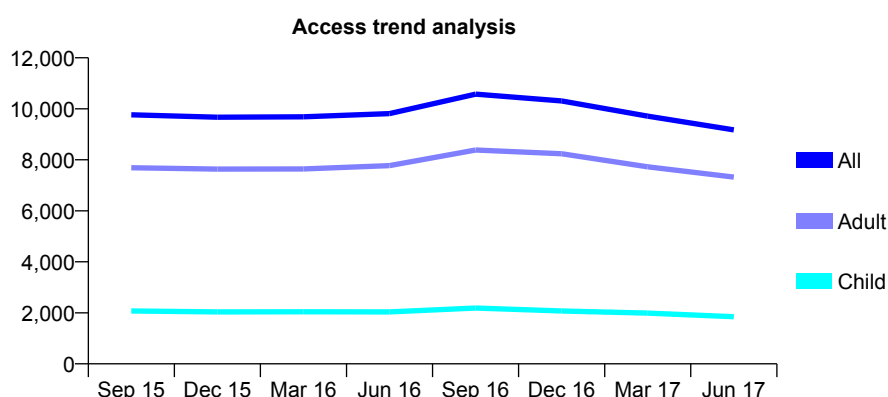
Q64 - Vital Signs At a Glance Contract Report for 182869/0001 - June 2017

Name or company name	Market Place Dental Practice Ltd
Contract type name	GDS Contract
Purpose of contract	General
Contract start date	01/04/2007
Contract end date	

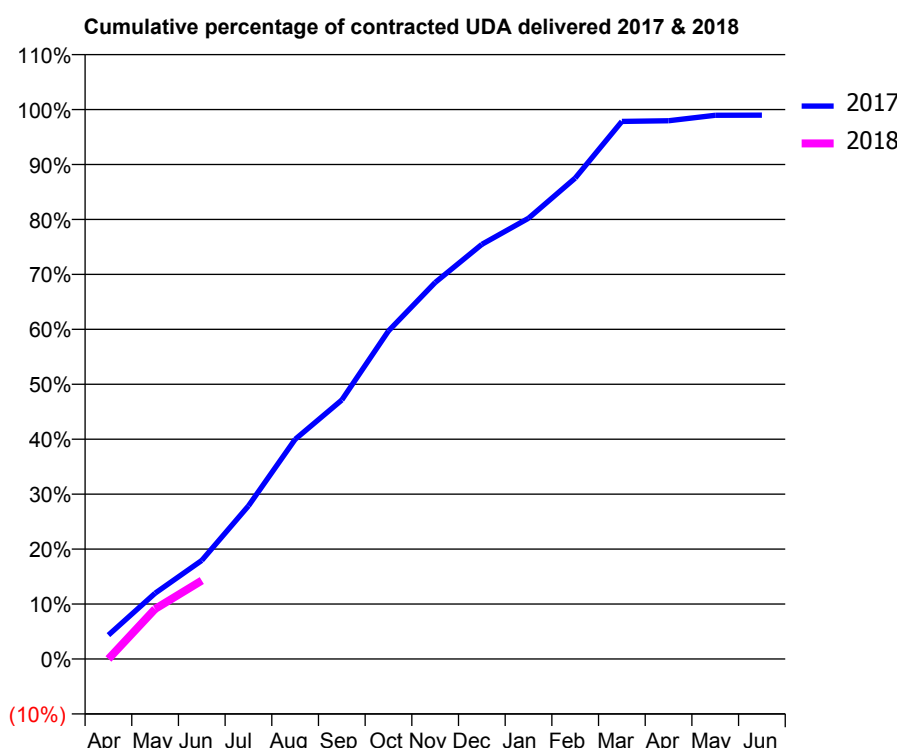
17/18 Contracted general activity (UDA)	25,000
Carry forward general activity (UDA)	0
17/18 Contracted orthodontic activity (UOA)	0
Carry forward orthodontic activity (UOA)	0
Baseline contract value	£634,673.06

ACCESS*

Patients seen in 24 months	Total	Change since previous quarter
Quarter ending June 2016	9,810	
Quarter ending September 2016	10,575	↑
Quarter ending December 2016	10,311	↓
Quarter ending March 2017	9,714	↓
Quarter ending June 2017	9,173	↓
Variance since June 2016	(6.5%)	↓



ACTIVITY



Adjusted Scheduled Activity (UDA)		
Month	2017	2018
April	1,092	0
May	2,996	2,277
June	4,489	3,570
July	6,967	
August	9,998	
September	11,782	
October	14,925	
November	17,128	
December	18,867	
January	20,054	
February	21,878	
March	24,459	
April	24,490	
May	24,738	
June	24,742	

QUALITY

	Quantity	Base Number	Contract	AT	Region	England
% of FP17s for the same patient ID Re-attending within 3 months - Children	10	426	2.3%	9.4%	11.6%	12.0%
% of FP17s for the same patient ID Re-attending within 3 months - Adults	154	1,856	8.3%	13.7%	15.9%	16.0%
% of FP17s for the same patient ID Re-attending between 3 & 9 months - Children	194	426	45.5%	61.9%	60.4%	58.0%
% of FP17s for the same patient ID Re-attending between 3 & 9 months - Adults	905	1,856	48.8%	52.9%	52.3%	50.9%
% of FP17s for Band 1 Urgent Courses	174	2,214	7.9%	8.1%	9.5%	9.1%
% of FP17s Relating to Free Repair or Replacements	4	2,214	0.2%	0.8%	0.7%	0.8%
% of FP17s Relating to Continuations	24	2,214	1.1%	1.0%	1.0%	1.1%
% of Patients satisfied with the dentistry they have received	30	31	96.8%	92.0%	91.9%	91.7%
% of Patients satisfied with the time they had to wait for an appointment	25	31	80.6%	88.2%	88.0%	88.0%

* This is based on patients treated on this contract for their most recent course of treatment. Figures in italics indicate the base number of FP17s or Patient Questionnaire responses are less than 100. N/A is shown where the base number of responses is less than 10 during the period. % is calculated as Quantity/Base number*100

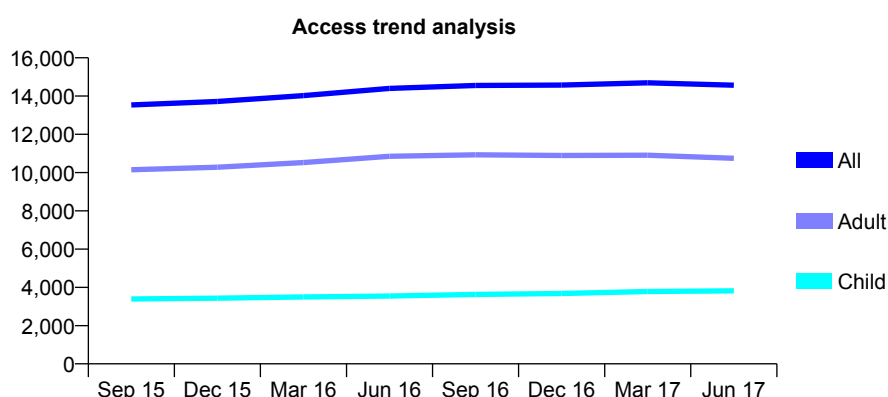
Q64 - Vital Signs At a Glance Contract Report for 182877/0002 - June 2017

Name or company name	Smileright Limited
Contract type name	GDS Contract
Purpose of contract	General
Contract start date	01/04/2011
Contract end date	

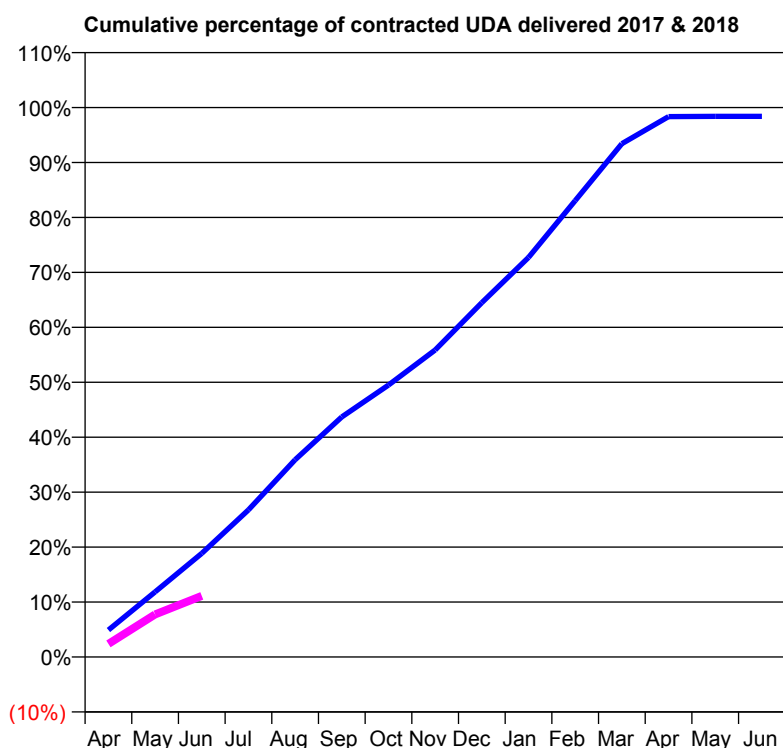
17/18 Contracted general activity (UDA)	50,008
Carry forward general activity (UDA)	0
17/18 Contracted orthodontic activity (UOA)	0
Carry forward orthodontic activity (UOA)	0
Baseline contract value	£1,179,165.76

ACCESS*

Patients seen in 24 months	Total	Change since previous quarter
Quarter ending June 2016	14,397	
Quarter ending September 2016	14,555	→
Quarter ending December 2016	14,574	→
Quarter ending March 2017	14,694	→
Quarter ending June 2017	14,567	→
Variance since June 2016	1.2%	→



ACTIVITY



Adjusted Scheduled Activity (UDA)		
Month	2017	2018
April	2,457	1,191
May	5,923	3,873
June	9,436	5,564
July	13,388	
August	17,954	
September	21,844	
October	24,754	
November	27,937	
December	32,256	
January	36,362	
February	41,537	
March	46,716	
April	49,184	
May	49,207	
June	49,207	

QUALITY

	Quantity	Base Number	Contract	AT	Region	England
% of FP17s for the same patient ID Re-attending within 3 months - Children	59	726	8.1%	9.4%	11.6%	12.0%
% of FP17s for the same patient ID Re-attending within 3 months - Adults	212	1,868	11.3%	13.7%	15.9%	16.0%
% of FP17s for the same patient ID Re-attending between 3 & 9 months - Children	242	726	33.3%	61.9%	60.4%	58.0%
% of FP17s for the same patient ID Re-attending between 3 & 9 months - Adults	602	1,868	32.2%	52.9%	52.3%	50.9%
% of FP17s for Band 1 Urgent Courses	91	1,864	4.9%	8.1%	9.5%	9.1%
% of FP17s Relating to Free Repair or Replacements	28	1,864	1.5%	0.8%	0.7%	0.8%
% of FP17s Relating to Continuations	18	1,864	1.0%	1.0%	1.0%	1.1%
% of Patients satisfied with the dentistry they have received	36	38	94.7%	92.0%	91.9%	91.7%
% of Patients satisfied with the time they had to wait for an appointment	32	38	84.2%	88.2%	88.0%	88.0%

* This is based on patients treated on this contract for their most recent course of treatment. Figures in italics indicate the base number of FP17s or Patient Questionnaire responses are less than 100. N/A is shown where the base number of responses is less than 10 during the period. % is calculated as Quantity/Base number*100

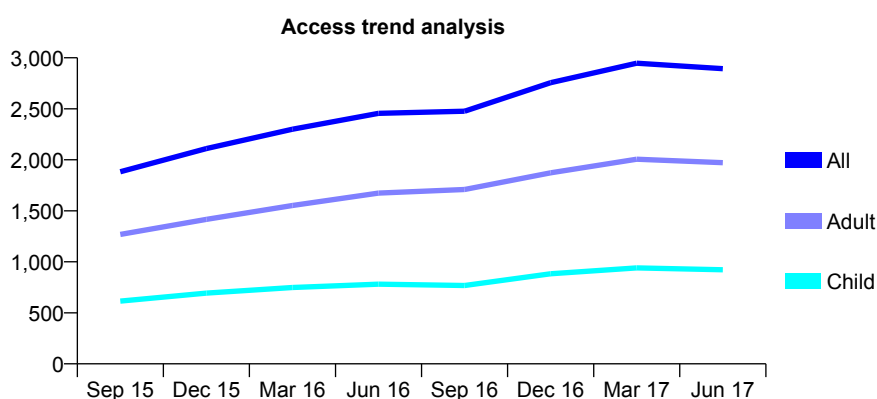
Q64 - Vital Signs At a Glance Contract Report for 184209/0001 - June 2017

Name or company name	Smilecare Swindon Limited
Contract type name	PDS Plus Contract
Purpose of contract	General
Contract start date	01/04/2013
Contract end date	31/03/2018

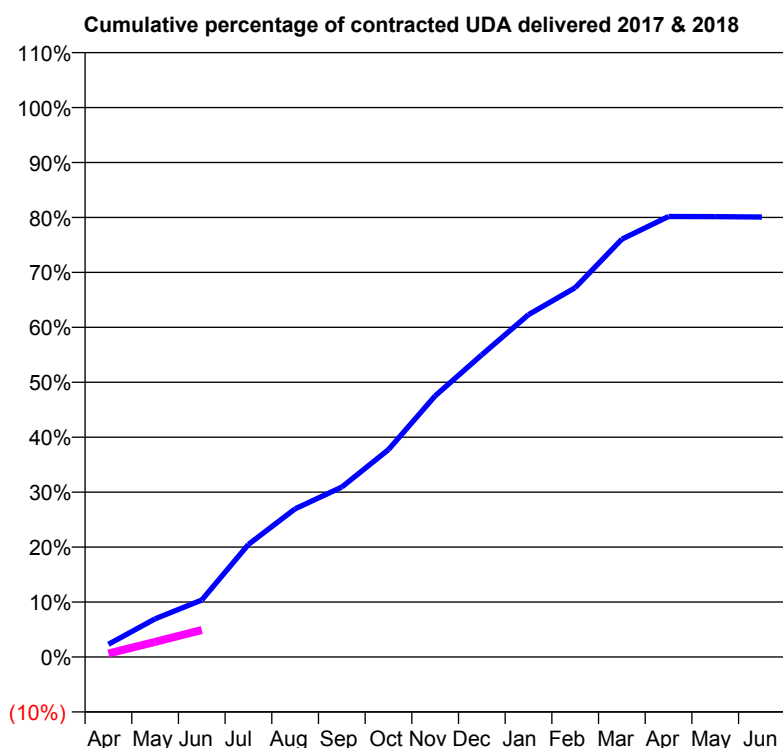
17/18 Contracted general activity (UDA)	16,000
Carry forward general activity (UDA)	0
17/18 Contracted orthodontic activity (UOA)	0
Carry forward orthodontic activity (UOA)	0
Baseline contract value	£194,590.70

ACCESS*

Patients seen in 24 months	Total	Change since previous quarter
Quarter ending June 2016	2,455	
Quarter ending September 2016	2,477	→
Quarter ending December 2016	2,756	↑
Quarter ending March 2017	2,947	↑
Quarter ending June 2017	2,894	↓
Variance since June 2016	17.9%	↑



ACTIVITY



Adjusted Scheduled Activity (UDA)		
Month	2017	2018
April	279	102
May	835	440
June	1,244	784
July	2,459	
August	3,237	
September	3,711	
October	4,529	
November	5,702	
December	6,599	
January	7,478	
February	8,066	
March	9,125	
April	9,621	
May	9,618	
June	9,608	

QUALITY

	Quantity	Base Number	Contract	AT	Region	England
% of FP17s for the same patient ID Re-attending within 3 months - Children	10	156	6.4%	9.4%	11.6%	12.0%
% of FP17s for the same patient ID Re-attending within 3 months - Adults	60	352	17.0%	13.7%	15.9%	16.0%
% of FP17s for the same patient ID Re-attending between 3 & 9 months - Children	84	156	53.8%	61.9%	60.4%	58.0%
% of FP17s for the same patient ID Re-attending between 3 & 9 months - Adults	132	352	37.5%	52.9%	52.3%	50.9%
% of FP17s for Band 1 Urgent Courses	47	314	15.0%	8.1%	9.5%	9.1%
% of FP17s Relating to Free Repair or Replacements	8	314	2.5%	0.8%	0.7%	0.8%
% of FP17s Relating to Continuations	0	314	0.0%	1.0%	1.0%	1.1%
% of Patients satisfied with the dentistry they have received	2	2	N/A	92.0%	91.9%	91.7%
% of Patients satisfied with the time they had to wait for an appointment	2	2	N/A	88.2%	88.0%	88.0%

* This is based on patients treated on this contract for their most recent course of treatment. Figures in italics indicate the base number of FP17s or Patient Questionnaire responses are less than 100. N/A is shown where the base number of responses is less than 10 during the period. % is calculated as Quantity/Base number*100

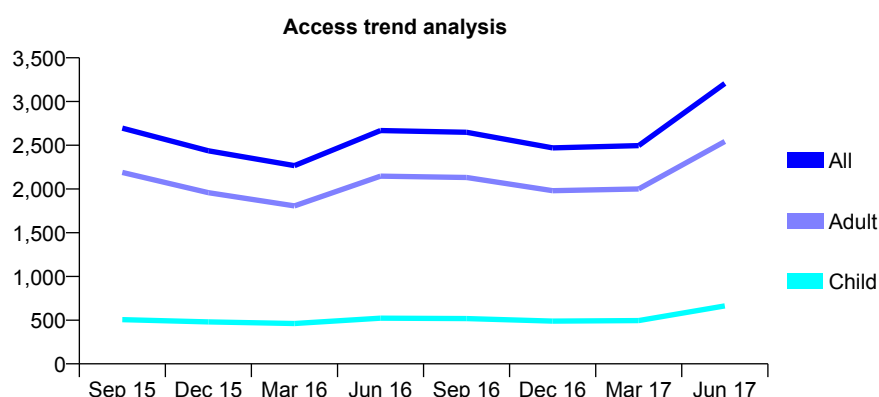
Q64 - Vital Signs At a Glance Contract Report for 184381/0002 - June 2017

Name or company name	Tetbury Dental Practice
Contract type name	GDS Contract
Purpose of contract	General
Contract start date	01/04/2012
Contract end date	

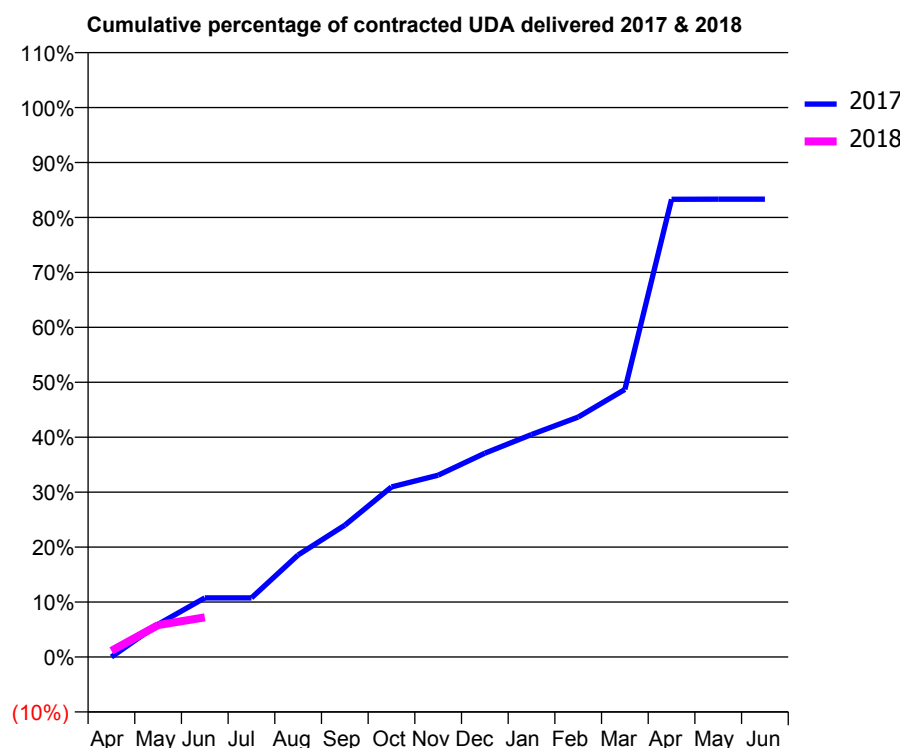
17/18 Contracted general activity (UDA)	6,131
Carry forward general activity (UDA)	0
17/18 Contracted orthodontic activity (UOA)	0
Carry forward orthodontic activity (UOA)	0
Baseline contract value	£125,758.61

ACCESS*

Patients seen in 24 months	Total	Change since previous quarter
Quarter ending June 2016	2,668	
Quarter ending September 2016	2,648	→
Quarter ending December 2016	2,470	↓
Quarter ending March 2017	2,495	→
Quarter ending June 2017	3,206	↑
Variance since June 2016	20.2%	↑



ACTIVITY



Adjusted Scheduled Activity (UDA)		
Month	2017	2018
April	0	70
May	365	356
June	659	442
July	659	
August	1,140	
September	1,471	
October	1,898	
November	2,028	
December	2,274	
January	2,483	
February	2,678	
March	2,985	
April	5,107	
May	5,109	
June	5,109	

QUALITY

	Quantity	Base Number	Contract	AT	Region	England
% of FP17s for the same patient ID Re-attending within 3 months - Children	4	358	1.1%	9.4%	11.6%	12.0%
% of FP17s for the same patient ID Re-attending within 3 months - Adults	88	1,463	6.0%	13.7%	15.9%	16.0%
% of FP17s for the same patient ID Re-attending between 3 & 9 months - Children	77	358	21.5%	61.9%	60.4%	58.0%
% of FP17s for the same patient ID Re-attending between 3 & 9 months - Adults	239	1,463	16.3%	52.9%	52.3%	50.9%
% of FP17s for Band 1 Urgent Courses	10	178	5.6%	8.1%	9.5%	9.1%
% of FP17s Relating to Free Repair or Replacements	2	178	1.1%	0.8%	0.7%	0.8%
% of FP17s Relating to Continuations	22	178	12.4%	1.0%	1.0%	1.1%
% of Patients satisfied with the dentistry they have received	2	3	N/A	92.0%	91.9%	91.7%
% of Patients satisfied with the time they had to wait for an appointment	2	3	N/A	88.2%	88.0%	88.0%

* This is based on patients treated on this contract for their most recent course of treatment. Figures in italics indicate the base number of FP17s or Patient Questionnaire responses are less than 100. N/A is shown where the base number of responses is less than 10 during the period. % is calculated as Quantity/Base number*100

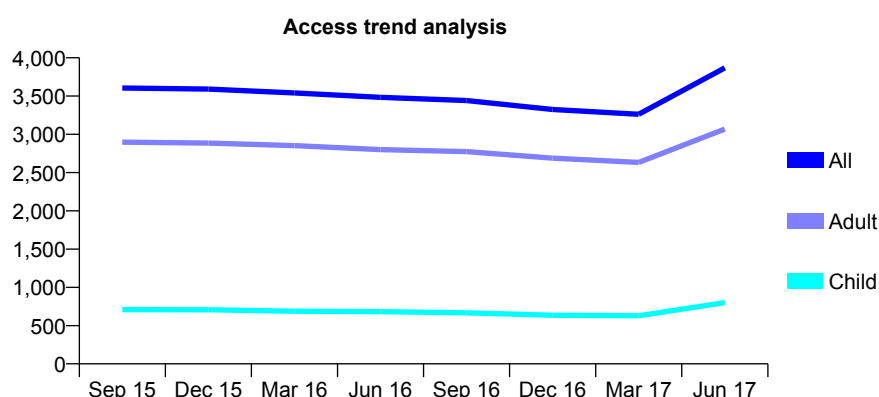
Q64 - Vital Signs At a Glance Contract Report for 184381/0003 - June 2017

Name or company name	Tetbury Dental Practice
Contract type name	GDS Contract
Purpose of contract	General
Contract start date	01/04/2012
Contract end date	

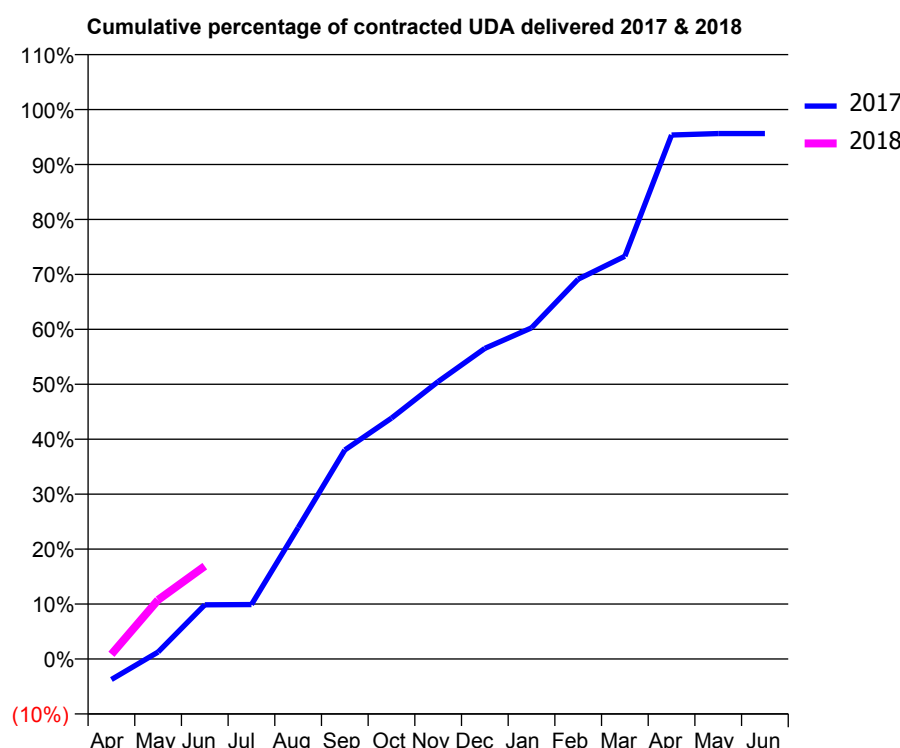
17/18 Contracted general activity (UDA)	11,640
Carry forward general activity (UDA)	0
17/18 Contracted orthodontic activity (UOA)	0
Carry forward orthodontic activity (UOA)	0
Baseline contract value	£238,521.24

ACCESS*

Patients seen in 24 months	Total	Change since previous quarter
Quarter ending June 2016	3,483	
Quarter ending September 2016	3,441	↓
Quarter ending December 2016	3,324	↓
Quarter ending March 2017	3,262	↓
Quarter ending June 2017	3,869	↑
Variance since June 2016	11.1%	↑



ACTIVITY



Adjusted Scheduled Activity (UDA)		
Month	2017	2018
April	-437	99
May	148	1,252
June	1,148	1,968
July	1,153	
August	2,785	
September	4,427	
October	5,103	
November	5,876	
December	6,580	
January	7,016	
February	8,046	
March	8,532	
April	11,099	
May	11,130	
June	11,131	

QUALITY

	Quantity	Base Number	Contract	AT	Region	England
% of FP17s for the same patient ID Re-attending within 3 months - Children	26	522	5.0%	9.4%	11.6%	12.0%
% of FP17s for the same patient ID Re-attending within 3 months - Adults	118	1,939	6.1%	13.7%	15.9%	16.0%
% of FP17s for the same patient ID Re-attending between 3 & 9 months - Children	213	522	40.8%	61.9%	60.4%	58.0%
% of FP17s for the same patient ID Re-attending between 3 & 9 months - Adults	848	1,939	43.7%	52.9%	52.3%	50.9%
% of FP17s for Band 1 Urgent Courses	93	1,141	8.2%	8.1%	9.5%	9.1%
% of FP17s Relating to Free Repair or Replacements	6	1,141	0.5%	0.8%	0.7%	0.8%
% of FP17s Relating to Continuations	5	1,141	0.4%	1.0%	1.0%	1.1%
% of Patients satisfied with the dentistry they have received	9	10	90.0%	92.0%	91.9%	91.7%
% of Patients satisfied with the time they had to wait for an appointment	10	10	100.0%	88.2%	88.0%	88.0%

* This is based on patients treated on this contract for their most recent course of treatment. Figures in italics indicate the base number of FP17s or Patient Questionnaire responses are less than 100. N/A is shown where the base number of responses is less than 10 during the period. % is calculated as Quantity/Base number*100

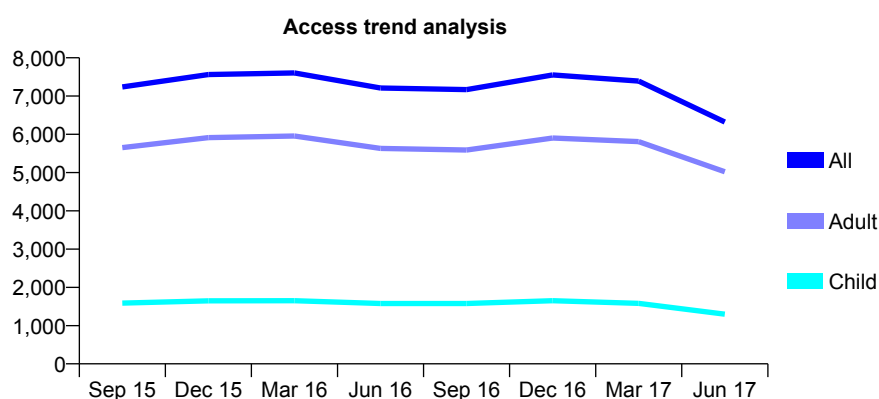
Q64 - Vital Signs At a Glance Contract Report for 184381/0004 - June 2017

Name or company name	Tetbury Dental Practice
Contract type name	GDS Contract
Purpose of contract	General
Contract start date	01/04/2012
Contract end date	

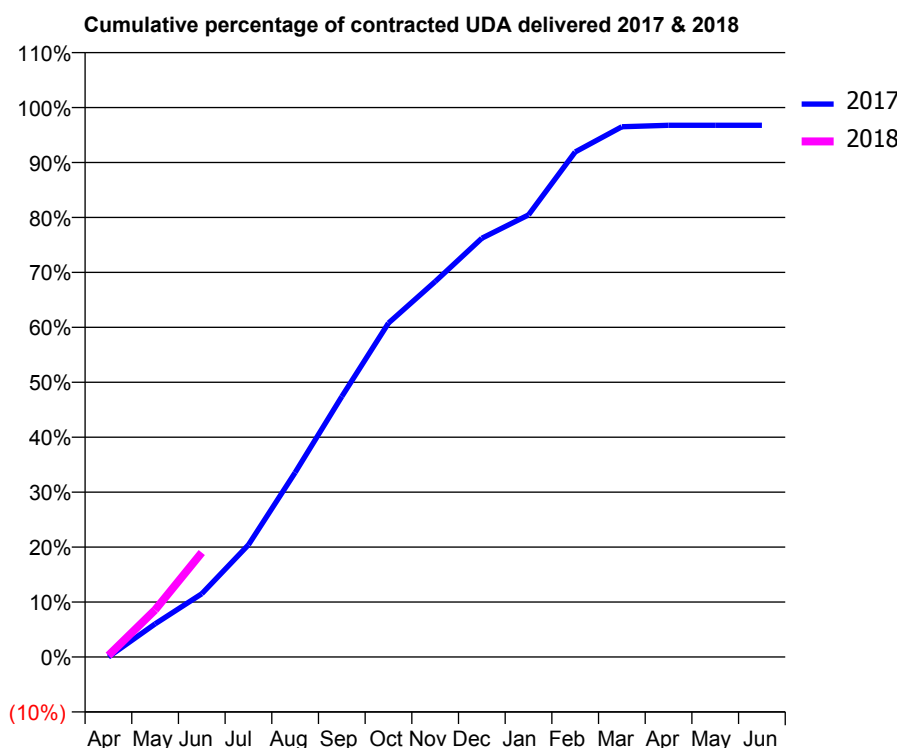
17/18 Contracted general activity (UDA)	18,740
Carry forward general activity (UDA)	0
17/18 Contracted orthodontic activity (UOA)	0
Carry forward orthodontic activity (UOA)	0
Baseline contract value	£392,790.40

ACCESS*

Patients seen in 24 months	Total	Change since previous quarter
Quarter ending June 2016	7,212	
Quarter ending September 2016	7,170	→
Quarter ending December 2016	7,552	↑
Quarter ending March 2017	7,390	↓
Quarter ending June 2017	6,321	↓
Variance since June 2016	(12.4%)	↓



ACTIVITY



Month	Adjusted Scheduled Activity (UDA)	
	2017	2018
April	0	51
May	1,129	1,608
June	2,159	3,564
July	3,825	
August	6,293	
September	8,885	
October	11,390	
November	12,806	
December	14,281	
January	15,076	
February	17,223	
March	18,085	
April	18,132	
May	18,133	
June	18,134	

QUALITY

	Quantity	Base Number	Contract	AT	Region	England
% of FP17s for the same patient ID Re-attending within 3 months - Children	7	497	1.4%	9.4%	11.6%	12.0%
% of FP17s for the same patient ID Re-attending within 3 months - Adults	71	1,800	3.9%	13.7%	15.9%	16.0%
% of FP17s for the same patient ID Re-attending between 3 & 9 months - Children	314	497	63.2%	61.9%	60.4%	58.0%
% of FP17s for the same patient ID Re-attending between 3 & 9 months - Adults	872	1,800	48.4%	52.9%	52.3%	50.9%
% of FP17s for Band 1 Urgent Courses	171	2,279	7.5%	8.1%	9.5%	9.1%
% of FP17s Relating to Free Repair or Replacements	11	2,279	0.5%	0.8%	0.7%	0.8%
% of FP17s Relating to Continuations	10	2,279	0.4%	1.0%	1.0%	1.1%
% of Patients satisfied with the dentistry they have received	11	11	100.0%	92.0%	91.9%	91.7%
% of Patients satisfied with the time they had to wait for an appointment	10	11	90.9%	88.2%	88.0%	88.0%

* This is based on patients treated on this contract for their most recent course of treatment. Figures in italics indicate the base number of FP17s or Patient Questionnaire responses are less than 100. N/A is shown where the base number of responses is less than 10 during the period. % is calculated as Quantity/Base number*100

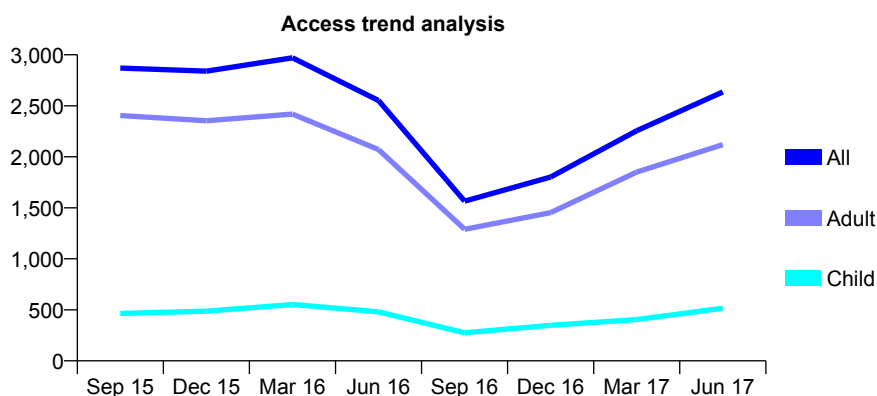
Q64 - Vital Signs At a Glance Contract Report for 186503/0001 - June 2017

Name or company name	The Market Place Dental Practice Partnersl
Contract type name	GDS Contract
Purpose of contract	General
Contract start date	01/10/2012
Contract end date	

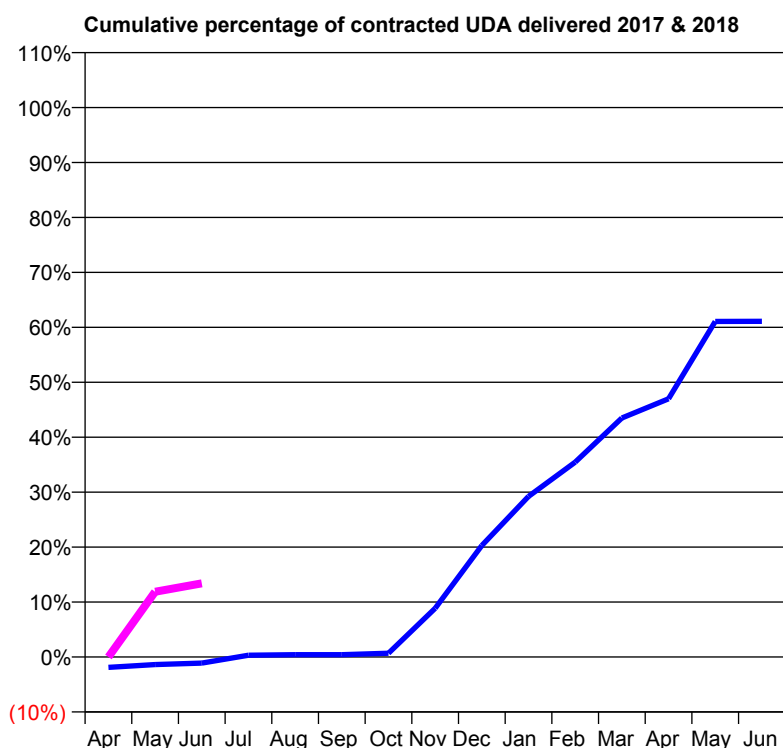
17/18 Contracted general activity (UDA)	7,022
Carry forward general activity (UDA)	0
17/18 Contracted orthodontic activity (UOA)	0
Carry forward orthodontic activity (UOA)	0
Baseline contract value	£156,237.82

ACCESS*

Patients seen in 24 months	Total	Change since previous quarter
Quarter ending June 2016	2,552	
Quarter ending September 2016	1,565	↓
Quarter ending December 2016	1,802	↑
Quarter ending March 2017	2,255	↑
Quarter ending June 2017	2,636	↑
Variance since June 2016	3.3%	↑



ACTIVITY



Adjusted Scheduled Activity (UDA)		
Month	2017	2018
April	-134	0
May	-99	834
June	-80	942
July	24	
August	29	
September	29	
October	48	
November	623	
December	1,426	
January	2,052	
February	2,490	
March	3,054	
April	3,299	
May	4,289	
June	4,290	

QUALITY

	Quantity	Base Number	Contract	AT	Region	England
% of FP17s for the same patient ID Re-attending within 3 months - Children	2	248	0.8%	9.4%	11.6%	12.0%
% of FP17s for the same patient ID Re-attending within 3 months - Adults	37	961	3.9%	13.7%	15.9%	16.0%
% of FP17s for the same patient ID Re-attending between 3 & 9 months - Children	2	248	0.8%	61.9%	60.4%	58.0%
% of FP17s for the same patient ID Re-attending between 3 & 9 months - Adults	28	961	2.9%	52.9%	52.3%	50.9%
% of FP17s for Band 1 Urgent Courses	33	517	6.4%	8.1%	9.5%	9.1%
% of FP17s Relating to Free Repair or Replacements	1	517	0.2%	0.8%	0.7%	0.8%
% of FP17s Relating to Continuations	5	517	1.0%	1.0%	1.0%	1.1%
% of Patients satisfied with the dentistry they have received	5	5	N/A	92.0%	91.9%	91.7%
% of Patients satisfied with the time they had to wait for an appointment	4	5	N/A	88.2%	88.0%	88.0%

* This is based on patients treated on this contract for their most recent course of treatment. Figures in italics indicate the base number of FP17s or Patient Questionnaire responses are less than 100. N/A is shown where the base number of responses is less than 10 during the period. % is calculated as Quantity/Base number*100

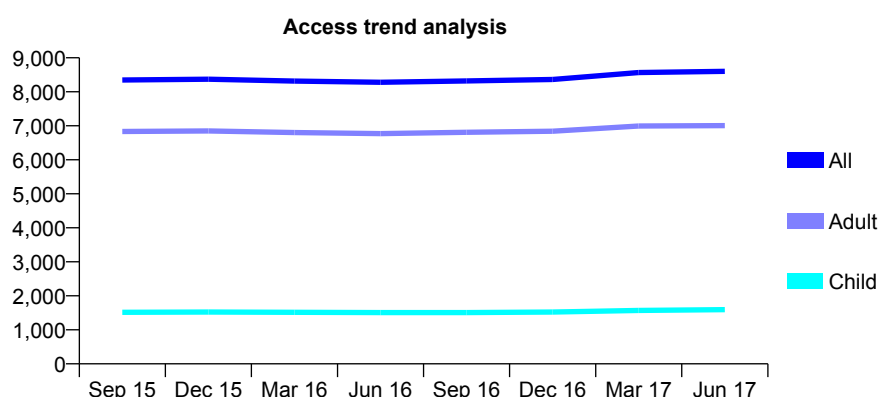
Q64 - Vital Signs At a Glance Contract Report for 187089/0001 - June 2017

Name or company name	Execudent Limited
Contract type name	GDS Contract
Purpose of contract	General
Contract start date	01/04/2012
Contract end date	

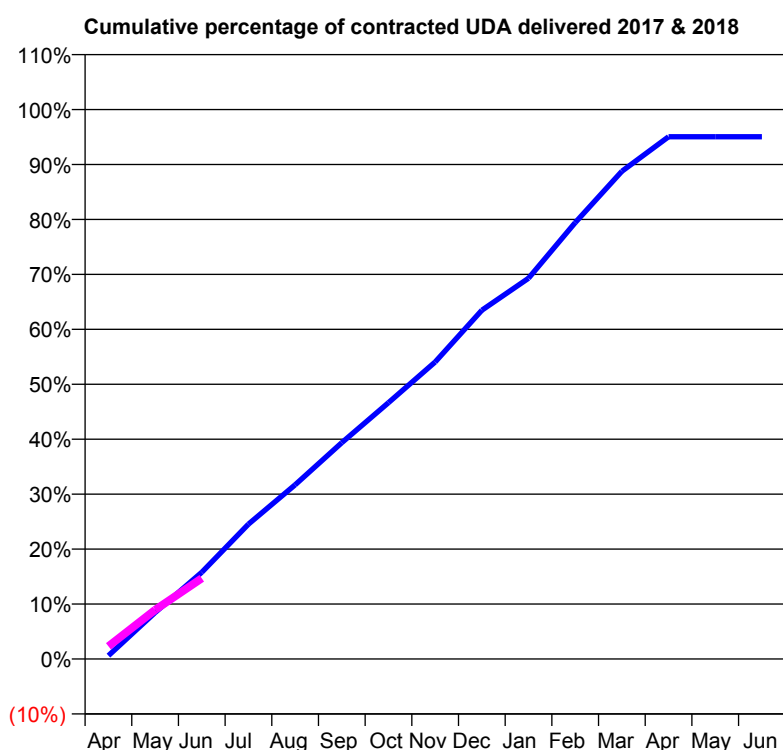
17/18 Contracted general activity (UDA)	29,491
Carry forward general activity (UDA)	0
17/18 Contracted orthodontic activity (UOA)	0
Carry forward orthodontic activity (UOA)	0
Baseline contract value	£598,928.12

ACCESS*

Patients seen in 24 months	Total	Change since previous quarter
Quarter ending June 2016	8,280	
Quarter ending September 2016	8,319	→
Quarter ending December 2016	8,362	→
Quarter ending March 2017	8,566	↑
Quarter ending June 2017	8,601	→
Variance since June 2016	3.9%	↑



ACTIVITY



Adjusted Scheduled Activity (UDA)		
Month	2017	2018
April	179	683
May	2,495	2,637
June	4,653	4,336
July	7,238	
August	9,350	
September	11,613	
October	13,758	
November	15,941	
December	18,717	
January	20,434	
February	23,423	
March	26,177	
April	28,027	
May	28,027	
June	28,027	

QUALITY

	Quantity	Base Number	Contract	AT	Region	England
% of FP17s for the same patient ID Re-attending within 3 months - Children	21	568	3.7%	9.4%	11.6%	12.0%
% of FP17s for the same patient ID Re-attending within 3 months - Adults	230	2,333	9.9%	13.7%	15.9%	16.0%
% of FP17s for the same patient ID Re-attending between 3 & 9 months - Children	311	568	54.8%	61.9%	60.4%	58.0%
% of FP17s for the same patient ID Re-attending between 3 & 9 months - Adults	1,133	2,333	48.6%	52.9%	52.3%	50.9%
% of FP17s for Band 1 Urgent Courses	114	2,235	5.1%	8.1%	9.5%	9.1%
% of FP17s Relating to Free Repair or Replacements	17	2,235	0.8%	0.8%	0.7%	0.8%
% of FP17s Relating to Continuations	12	2,235	0.5%	1.0%	1.0%	1.1%
% of Patients satisfied with the dentistry they have received	40	41	97.6%	92.0%	91.9%	91.7%
% of Patients satisfied with the time they had to wait for an appointment	41	41	100.0%	88.2%	88.0%	88.0%

* This is based on patients treated on this contract for their most recent course of treatment. Figures in italics indicate the base number of FP17s or Patient Questionnaire responses are less than 100. N/A is shown where the base number of responses is less than 10 during the period. % is calculated as Quantity/Base number*100

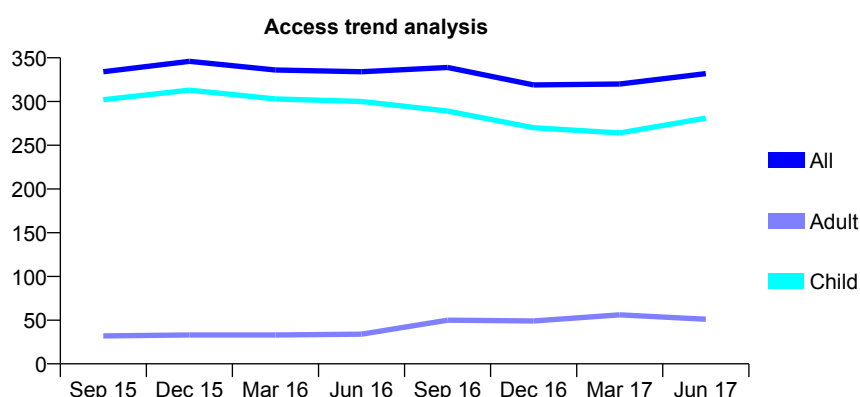
Q64 - Vital Signs At a Glance Contract Report for 191221/0001 - June 2017

Name or company name	Mid Wessex Orthodontic Clinic
Contract type name	GDS Contract
Purpose of contract	General and Orthodontic
Contract start date	01/03/2013
Contract end date	

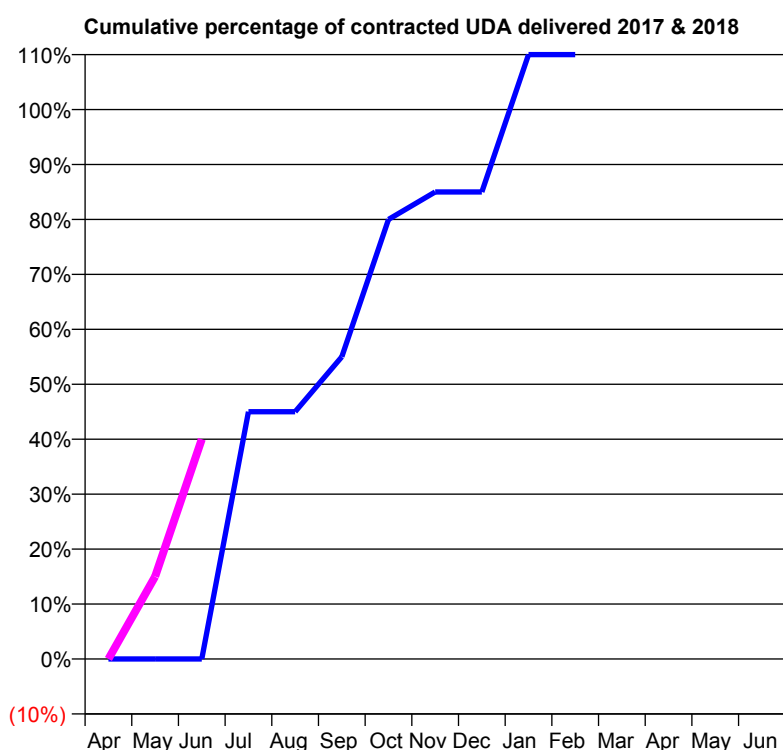
17/18 Contracted general activity (UDA)	20
Carry forward general activity (UDA)	0
17/18 Contracted orthodontic activity (UOA)	4,126
Carry forward orthodontic activity (UOA)	0
Baseline contract value	£271,082.14

ACCESS*

Patients seen in 24 months	Total	Change since previous quarter
Quarter ending June 2016	334	
Quarter ending September 2016	339	→
Quarter ending December 2016	319	↓
Quarter ending March 2017	320	→
Quarter ending June 2017	332	↑
Variance since June 2016	(0.6%)	→



ACTIVITY



Adjusted Scheduled Activity (UDA)		
Month	2017	2018
April	0	0
May	0	3
June	0	8
July	9	
August	9	
September	11	
October	16	
November	17	
December	17	
January	22	
February	22	
March	24	
April	24	
May	24	
June	24	

QUALITY

	Quantity	Base Number	Contract	AT	Region	England
% of FP17s for the same patient ID Re-attending within 3 months - Children	0	160	0.0%	9.4%	11.6%	12.0%
% of FP17s for the same patient ID Re-attending within 3 months - Adults	0	12	0.0%	13.7%	15.9%	16.0%
% of FP17s for the same patient ID Re-attending between 3 & 9 months - Children	1	160	0.6%	61.9%	60.4%	58.0%
% of FP17s for the same patient ID Re-attending between 3 & 9 months - Adults	1	12	8.3%	52.9%	52.3%	50.9%
% of FP17s for Band 1 Urgent Courses	0	8	0.0%	8.1%	9.5%	9.1%
% of FP17s Relating to Free Repair or Replacements	0	8	0.0%	0.8%	0.7%	0.8%
% of FP17s Relating to Continuations	0	8	0.0%	1.0%	1.0%	1.1%
% of Patients satisfied with the dentistry they have received	0	0	N/A	92.0%	91.9%	91.7%
% of Patients satisfied with the time they had to wait for an appointment	0	0	N/A	88.2%	88.0%	88.0%

* This is based on patients treated on this contract for their most recent course of treatment. Figures in italics indicate the base number of FP17s or Patient Questionnaire responses are less than 100. N/A is shown where the base number of responses is less than 10 during the period. % is calculated as Quantity/Base number*100

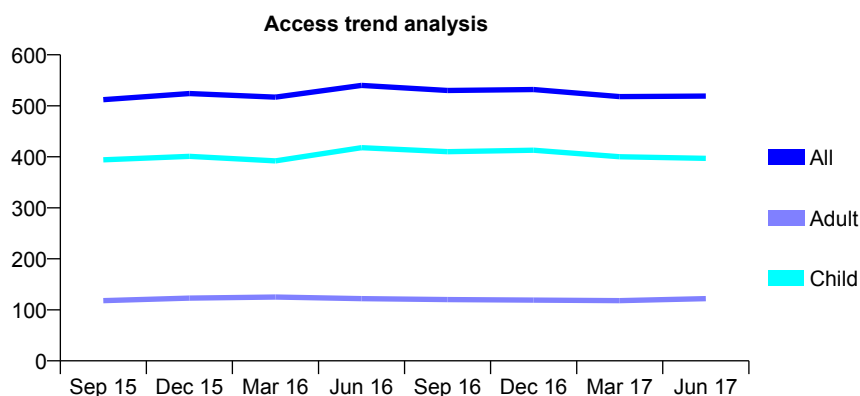
Q64 - Vital Signs At a Glance Contract Report for 193046/0001 - June 2017

Name or company name	Mr Ahmed Giaziri
Contract type name	GDS Contract
Purpose of contract	General
Contract start date	20/11/2013
Contract end date	

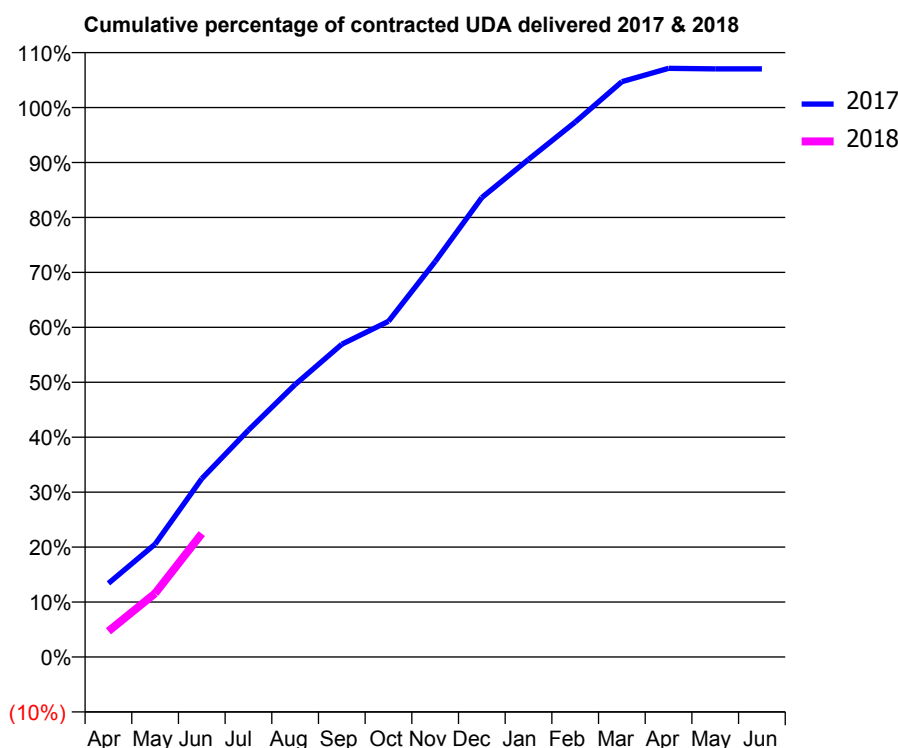
17/18 Contracted general activity (UDA)	1,000
Carry forward general activity (UDA)	0
17/18 Contracted orthodontic activity (UOA)	0
Carry forward orthodontic activity (UOA)	0
Baseline contract value	£23,781.48

ACCESS*

Patients seen in 24 months	Total	Change since previous quarter
Quarter ending June 2016	540	
Quarter ending September 2016	530	↓
Quarter ending December 2016	532	→
Quarter ending March 2017	518	↓
Quarter ending June 2017	519	→
Variance since June 2016	(3.9%)	↓



ACTIVITY



Month	Adjusted Scheduled Activity (UDA)	
	2017	2018
April	134	47
May	205	116
June	325	225
July	413	
August	496	
September	569	
October	611	
November	720	
December	836	
January	905	
February	973	
March	1,047	
April	1,071	
May	1,070	
June	1,070	

QUALITY

	Quantity	Base Number	Contract	AT	Region	England
% of FP17s for the same patient ID Re-attending within 3 months - Children	6	144	4.2%	9.4%	11.6%	12.0%
% of FP17s for the same patient ID Re-attending within 3 months - Adults	3	35	8.6%	13.7%	15.9%	16.0%
% of FP17s for the same patient ID Re-attending between 3 & 9 months - Children	99	144	68.8%	61.9%	60.4%	58.0%
% of FP17s for the same patient ID Re-attending between 3 & 9 months - Adults	22	35	62.9%	52.9%	52.3%	50.9%
% of FP17s for Band 1 Urgent Courses	8	163	4.9%	8.1%	9.5%	9.1%
% of FP17s Relating to Free Repair or Replacements	0	163	0.0%	0.8%	0.7%	0.8%
% of FP17s Relating to Continuations	0	163	0.0%	1.0%	1.0%	1.1%
% of Patients satisfied with the dentistry they have received	0	0	N/A	92.0%	91.9%	91.7%
% of Patients satisfied with the time they had to wait for an appointment	0	0	N/A	88.2%	88.0%	88.0%

* This is based on patients treated on this contract for their most recent course of treatment. Figures in italics indicate the base number of FP17s or Patient Questionnaire responses are less than 100. N/A is shown where the base number of responses is less than 10 during the period. % is calculated as Quantity/Base number*100

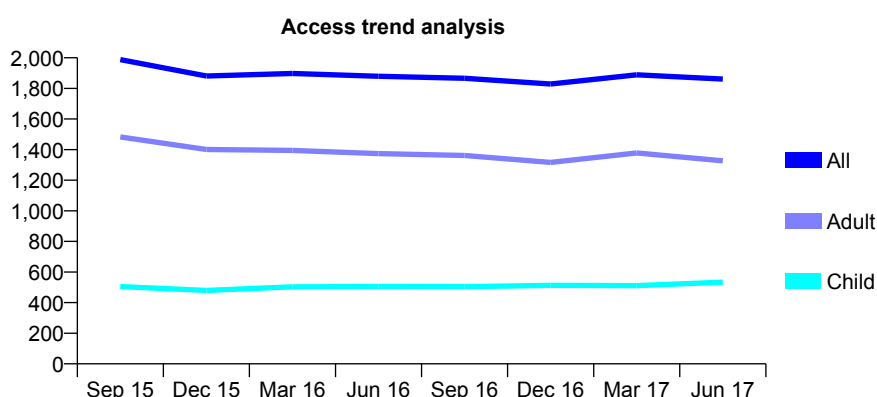
Q64 - Vital Signs At a Glance Contract Report for 194360/0001 - June 2017

Name or company name	Dr M Alizadeh
Contract type name	GDS Contract
Purpose of contract	General
Contract start date	01/11/2010
Contract end date	

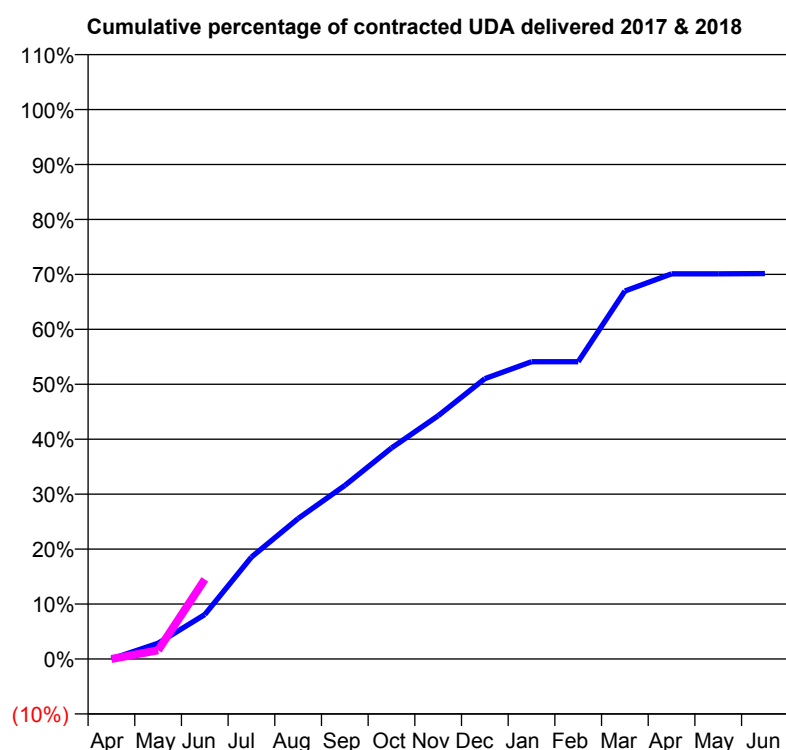
17/18 Contracted general activity (UDA)	7,052
Carry forward general activity (UDA)	0
17/18 Contracted orthodontic activity (UOA)	0
Carry forward orthodontic activity (UOA)	0
Baseline contract value	£164,499.64

ACCESS*

Patients seen in 24 months	Total	Change since previous quarter
Quarter ending June 2016	1,879	
Quarter ending September 2016	1,866	→
Quarter ending December 2016	1,829	↓
Quarter ending March 2017	1,889	↑
Quarter ending June 2017	1,861	↓
Variance since June 2016	(1.0%)	→



ACTIVITY



Adjusted Scheduled Activity (UDA)		
Month	2017	2018
April	0	0
May	204	112
June	571	1,022
July	1,309	
August	1,803	
September	2,228	
October	2,708	
November	3,123	
December	3,598	
January	3,816	
February	3,816	
March	4,722	
April	4,943	
May	4,943	
June	4,946	

QUALITY

	Quantity	Base Number	Contract	AT	Region	England
% of FP17s for the same patient ID Re-attending within 3 months - Children	13	211	6.2%	9.4%	11.6%	12.0%
% of FP17s for the same patient ID Re-attending within 3 months - Adults	52	518	10.0%	13.7%	15.9%	16.0%
% of FP17s for the same patient ID Re-attending between 3 & 9 months - Children	100	211	47.4%	61.9%	60.4%	58.0%
% of FP17s for the same patient ID Re-attending between 3 & 9 months - Adults	231	518	44.6%	52.9%	52.3%	50.9%
% of FP17s for Band 1 Urgent Courses	37	630	5.9%	8.1%	9.5%	9.1%
% of FP17s Relating to Free Repair or Replacements	7	630	1.1%	0.8%	0.7%	0.8%
% of FP17s Relating to Continuations	18	630	2.9%	1.0%	1.0%	1.1%
% of Patients satisfied with the dentistry they have received	4	4	N/A	92.0%	91.9%	91.7%
% of Patients satisfied with the time they had to wait for an appointment	3	4	N/A	88.2%	88.0%	88.0%

* This is based on patients treated on this contract for their most recent course of treatment. Figures in italics indicate the base number of FP17s or Patient Questionnaire responses are less than 100. N/A is shown where the base number of responses is less than 10 during the period. % is calculated as Quantity/Base number*100

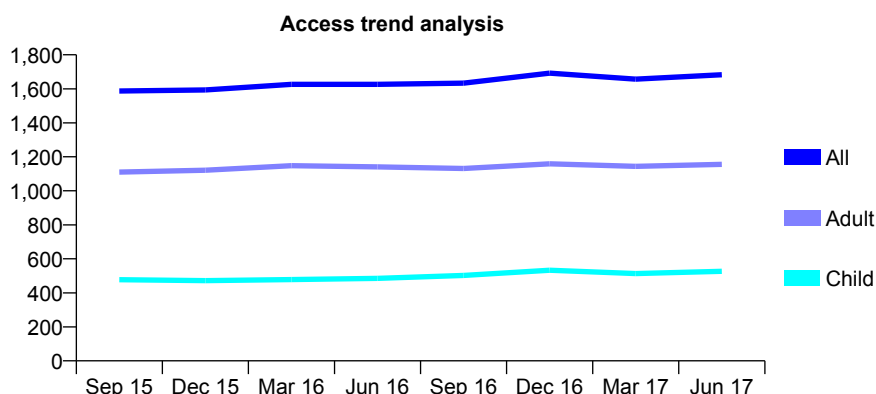
Q64 - Vital Signs At a Glance Contract Report for 198013/0001 - June 2017

Name or company name	Mr M Monsef
Contract type name	GDS Contract
Purpose of contract	General
Contract start date	01/01/2012
Contract end date	

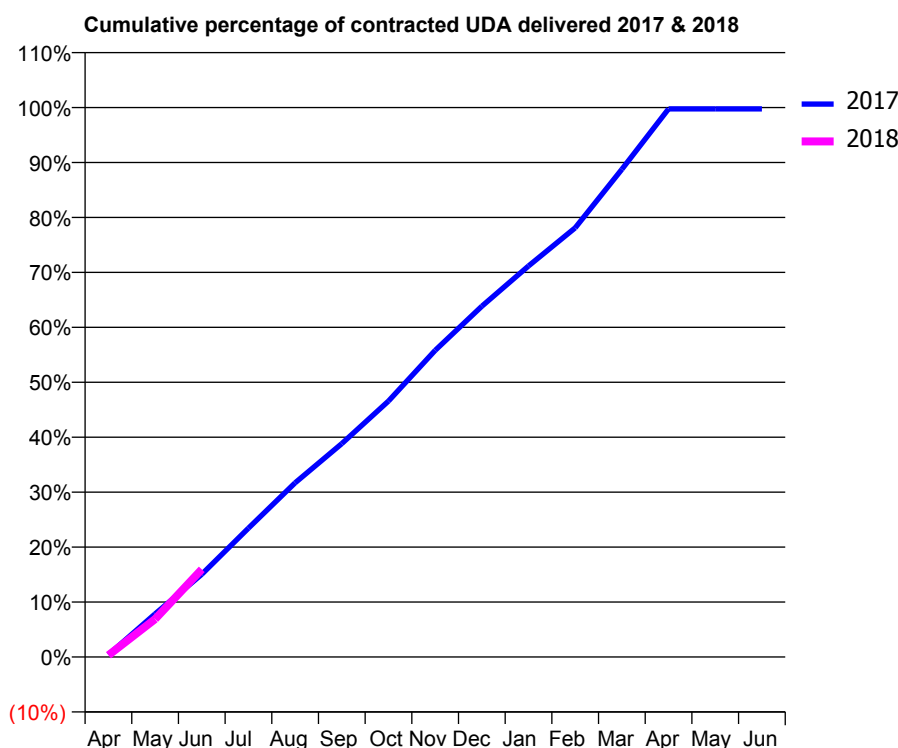
17/18 Contracted general activity (UDA)	6,000
Carry forward general activity (UDA)	0
17/18 Contracted orthodontic activity (UOA)	0
Carry forward orthodontic activity (UOA)	0
Baseline contract value	£140,013.18

ACCESS*

Patients seen in 24 months	Total	Change since previous quarter
Quarter ending June 2016	1,626	
Quarter ending September 2016	1,633	→
Quarter ending December 2016	1,692	↑
Quarter ending March 2017	1,657	↓
Quarter ending June 2017	1,683	→
Variance since June 2016	3.5%	↑



ACTIVITY



Adjusted Scheduled Activity (UDA)		
Month	2017	2018
April	26	20
May	471	414
June	903	958
July	1,408	
August	1,902	
September	2,330	
October	2,795	
November	3,348	
December	3,831	
January	4,270	
February	4,686	
March	5,326	
April	5,985	
May	5,985	
June	5,985	

QUALITY

	Quantity	Base Number	Contract	AT	Region	England
% of FP17s for the same patient ID Re-attending within 3 months - Children	7	210	3.3%	9.4%	11.6%	12.0%
% of FP17s for the same patient ID Re-attending within 3 months - Adults	34	471	7.2%	13.7%	15.9%	16.0%
% of FP17s for the same patient ID Re-attending between 3 & 9 months - Children	143	210	68.1%	61.9%	60.4%	58.0%
% of FP17s for the same patient ID Re-attending between 3 & 9 months - Adults	328	471	69.6%	52.9%	52.3%	50.9%
% of FP17s for Band 1 Urgent Courses	15	433	3.5%	8.1%	9.5%	9.1%
% of FP17s Relating to Free Repair or Replacements	1	433	0.2%	0.8%	0.7%	0.8%
% of FP17s Relating to Continuations	4	433	0.9%	1.0%	1.0%	1.1%
% of Patients satisfied with the dentistry they have received	8	8	N/A	92.0%	91.9%	91.7%
% of Patients satisfied with the time they had to wait for an appointment	8	8	N/A	88.2%	88.0%	88.0%

* This is based on patients treated on this contract for their most recent course of treatment. Figures in italics indicate the base number of FP17s or Patient Questionnaire responses are less than 100. N/A is shown where the base number of responses is less than 10 during the period. % is calculated as Quantity/Base number*100

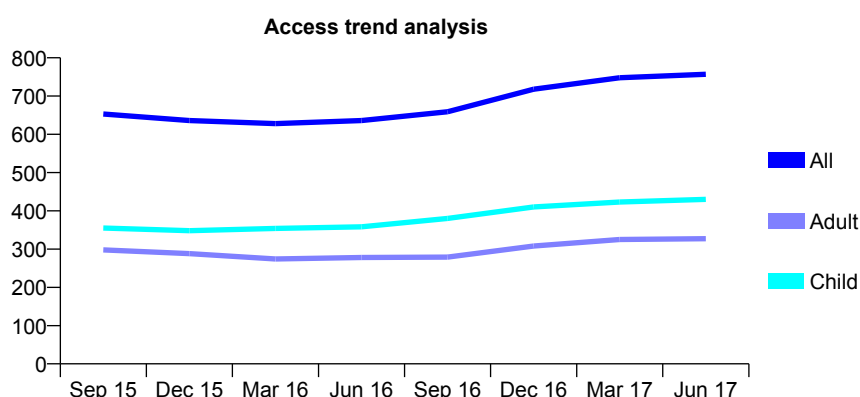
Q64 - Vital Signs At a Glance Contract Report for 198137/0001 - June 2017

Name or company name	London Road Dental Practice
Contract type name	GDS Contract
Purpose of contract	General
Contract start date	01/10/2012
Contract end date	

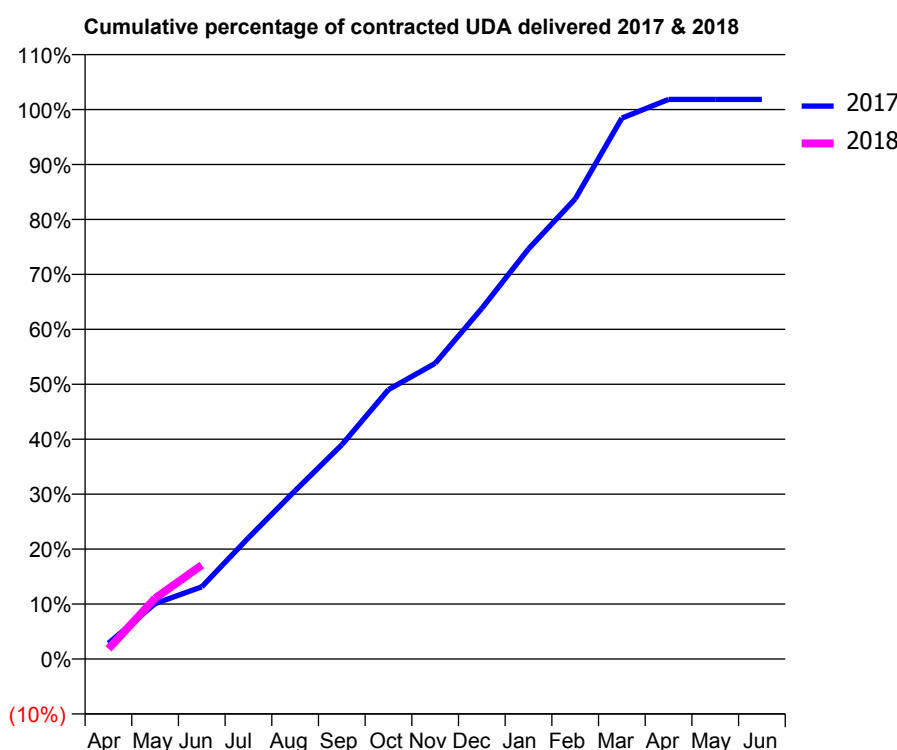
17/18 Contracted general activity (UDA)	1,673
Carry forward general activity (UDA)	0
17/18 Contracted orthodontic activity (UOA)	0
Carry forward orthodontic activity (UOA)	0
Baseline contract value	£35,388.49

ACCESS*

Patients seen in 24 months	Total	Change since previous quarter
Quarter ending June 2016	636	
Quarter ending September 2016	659	↑
Quarter ending December 2016	718	↑
Quarter ending March 2017	748	↑
Quarter ending June 2017	757	→
Variance since June 2016	19.0%	↑



ACTIVITY



Month	Adjusted Scheduled Activity (UDA)	
	2017	2018
April	48	31
May	169	185
June	220	286
July	369	
August	512	
September	652	
October	820	
November	900	
December	1,068	
January	1,249	
February	1,401	
March	1,647	
April	1,704	
May	1,704	
June	1,704	

QUALITY

	Quantity	Base Number	Contract	AT	Region	England
% of FP17s for the same patient ID Re-attending within 3 months - Children	8	154	5.2%	9.4%	11.6%	12.0%
% of FP17s for the same patient ID Re-attending within 3 months - Adults	5	84	6.0%	13.7%	15.9%	16.0%
% of FP17s for the same patient ID Re-attending between 3 & 9 months - Children	109	154	70.8%	61.9%	60.4%	58.0%
% of FP17s for the same patient ID Re-attending between 3 & 9 months - Adults	54	84	64.3%	52.9%	52.3%	50.9%
% of FP17s for Band 1 Urgent Courses	10	201	5.0%	8.1%	9.5%	9.1%
% of FP17s Relating to Free Repair or Replacements	0	201	0.0%	0.8%	0.7%	0.8%
% of FP17s Relating to Continuations	0	201	0.0%	1.0%	1.0%	1.1%
% of Patients satisfied with the dentistry they have received	1	1	N/A	92.0%	91.9%	91.7%
% of Patients satisfied with the time they had to wait for an appointment	1	1	N/A	88.2%	88.0%	88.0%

* This is based on patients treated on this contract for their most recent course of treatment. Figures in italics indicate the base number of FP17s or Patient Questionnaire responses are less than 100. N/A is shown where the base number of responses is less than 10 during the period. % is calculated as Quantity/Base number*100

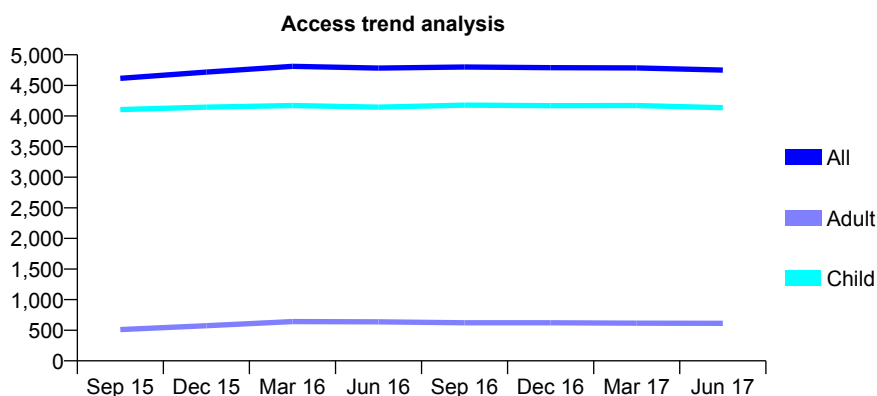
Q64 - Vital Signs At a Glance Contract Report for 198846/0001 - June 2017

Name or company name	St James Dental - Quedgeley
Contract type name	GDS Contract
Purpose of contract	General
Contract start date	01/04/2014
Contract end date	

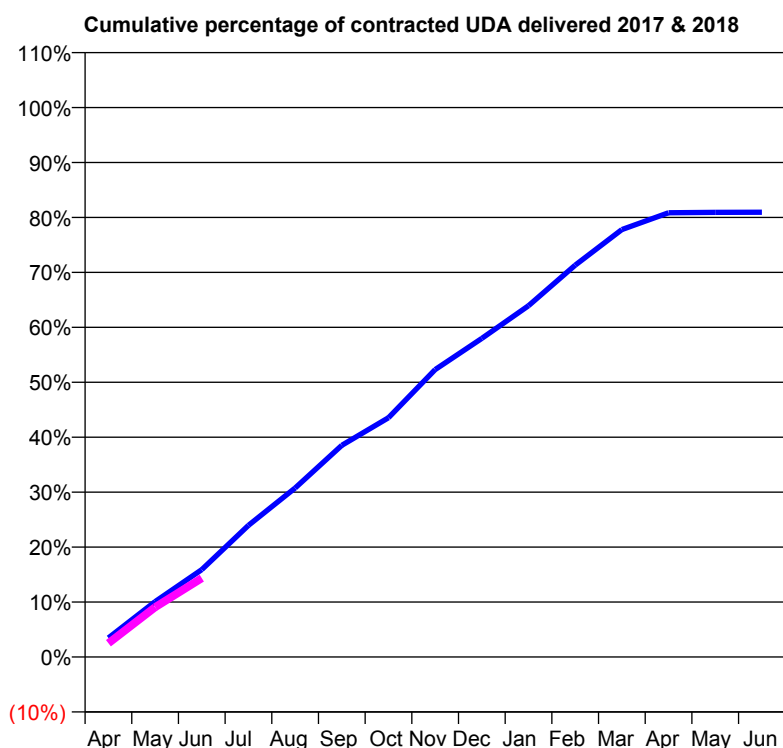
17/18 Contracted general activity (UDA)	13,750
Carry forward general activity (UDA)	0
17/18 Contracted orthodontic activity (UOA)	0
Carry forward orthodontic activity (UOA)	0
Baseline contract value	£318,325.29

ACCESS*

Patients seen in 24 months	Total	Change since previous quarter
Quarter ending June 2016	4,783	
Quarter ending September 2016	4,800	→
Quarter ending December 2016	4,789	→
Quarter ending March 2017	4,786	→
Quarter ending June 2017	4,750	→
Variance since June 2016	(0.7%)	→



ACTIVITY



Adjusted Scheduled Activity (UDA)		
Month	2017	2018
April	479	345
May	1,388	1,246
June	2,187	1,975
July	3,296	
August	4,228	
September	5,297	
October	5,986	
November	7,193	
December	7,973	
January	8,789	
February	9,806	
March	10,697	
April	11,117	
May	11,128	
June	11,130	

QUALITY

	Quantity	Base Number	Contract	AT	Region	England
% of FP17s for the same patient ID Re-attending within 3 months - Children	229	1,828	12.5%	9.4%	11.6%	12.0%
% of FP17s for the same patient ID Re-attending within 3 months - Adults	4	65	6.2%	13.7%	15.9%	16.0%
% of FP17s for the same patient ID Re-attending between 3 & 9 months - Children	1,293	1,828	70.7%	61.9%	60.4%	58.0%
% of FP17s for the same patient ID Re-attending between 3 & 9 months - Adults	51	65	78.5%	52.9%	52.3%	50.9%
% of FP17s for Band 1 Urgent Courses	93	1,572	5.9%	8.1%	9.5%	9.1%
% of FP17s Relating to Free Repair or Replacements	2	1,572	0.1%	0.8%	0.7%	0.8%
% of FP17s Relating to Continuations	0	1,572	0.0%	1.0%	1.0%	1.1%
% of Patients satisfied with the dentistry they have received	5	5	N/A	92.0%	91.9%	91.7%
% of Patients satisfied with the time they had to wait for an appointment	5	5	N/A	88.2%	88.0%	88.0%

* This is based on patients treated on this contract for their most recent course of treatment. Figures in italics indicate the base number of FP17s or Patient Questionnaire responses are less than 100. N/A is shown where the base number of responses is less than 10 during the period. % is calculated as Quantity/Base number*100

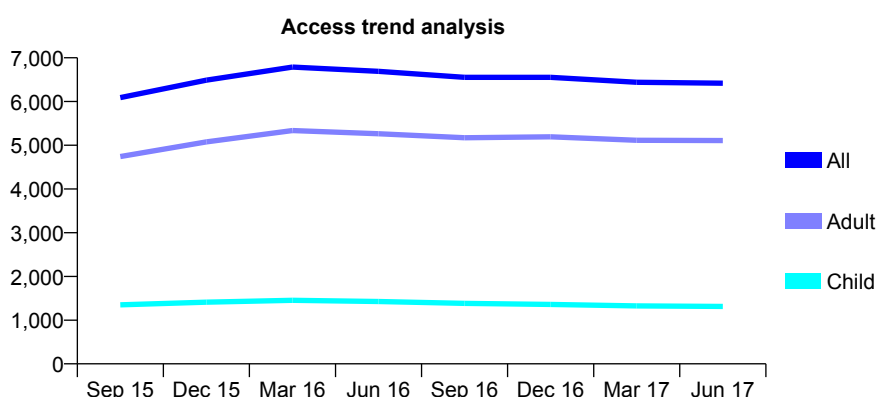
Q64 - Vital Signs At a Glance Contract Report for 198854/0001 - June 2017

Name or company name	Thomas, Huws & Associates
Contract type name	GDS Contract
Purpose of contract	General
Contract start date	01/04/2014
Contract end date	

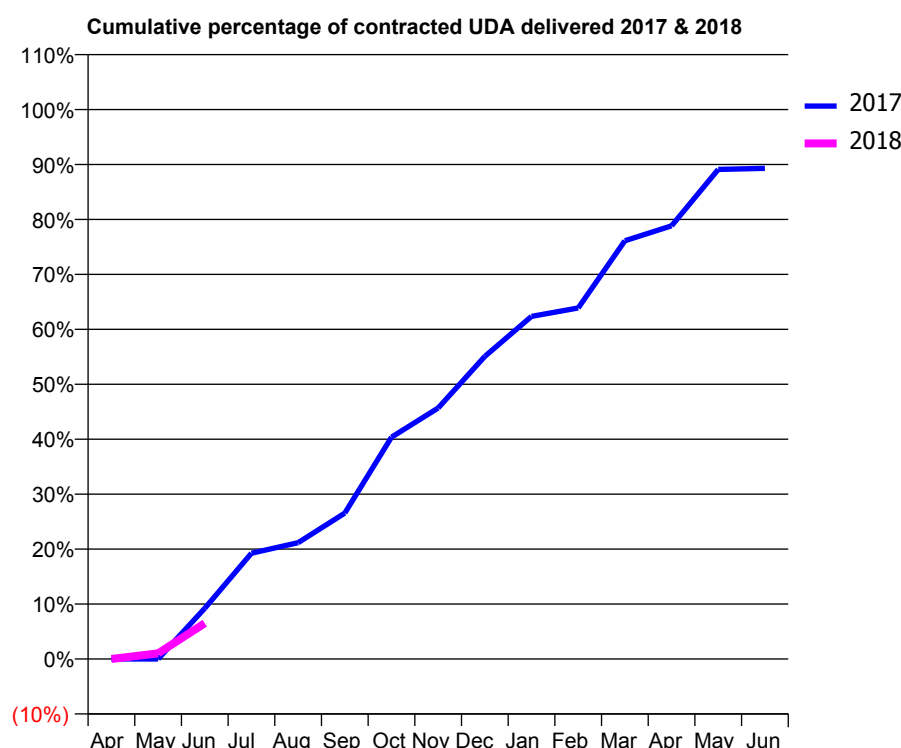
17/18 Contracted general activity (UDA)	17,471
Carry forward general activity (UDA)	0
17/18 Contracted orthodontic activity (UOA)	0
Carry forward orthodontic activity (UOA)	0
Baseline contract value	£372,092.21

ACCESS*

Patients seen in 24 months	Total	Change since previous quarter
Quarter ending June 2016	6,689	
Quarter ending September 2016	6,553	↓
Quarter ending December 2016	6,552	→
Quarter ending March 2017	6,440	↓
Quarter ending June 2017	6,420	→
Variance since June 2016	(4.0%)	↓



ACTIVITY



Month	Adjusted Scheduled Activity (UDA)	
	2017	2018
April	0	0
May	0	182
June	1,613	1,138
July	3,363	
August	3,698	
September	4,640	
October	7,052	
November	7,981	
December	9,624	
January	10,895	
February	11,161	
March	13,300	
April	13,774	
May	15,566	
June	15,599	

QUALITY

	Quantity	Base Number	Contract	AT	Region	England
% of FP17s for the same patient ID Re-attending within 3 months - Children	28	341	8.2%	9.4%	11.6%	12.0%
% of FP17s for the same patient ID Re-attending within 3 months - Adults	175	1,455	12.0%	13.7%	15.9%	16.0%
% of FP17s for the same patient ID Re-attending between 3 & 9 months - Children	175	341	51.3%	61.9%	60.4%	58.0%
% of FP17s for the same patient ID Re-attending between 3 & 9 months - Adults	800	1,455	55.0%	52.9%	52.3%	50.9%
% of FP17s for Band 1 Urgent Courses	43	750	5.7%	8.1%	9.5%	9.1%
% of FP17s Relating to Free Repair or Replacements	2	750	0.3%	0.8%	0.7%	0.8%
% of FP17s Relating to Continuations	3	750	0.4%	1.0%	1.0%	1.1%
% of Patients satisfied with the dentistry they have received	24	26	92.3%	92.0%	91.9%	91.7%
% of Patients satisfied with the time they had to wait for an appointment	26	26	100.0%	88.2%	88.0%	88.0%

* This is based on patients treated on this contract for their most recent course of treatment. Figures in italics indicate the base number of FP17s or Patient Questionnaire responses are less than 100. N/A is shown where the base number of responses is less than 10 during the period. % is calculated as Quantity/Base number*100

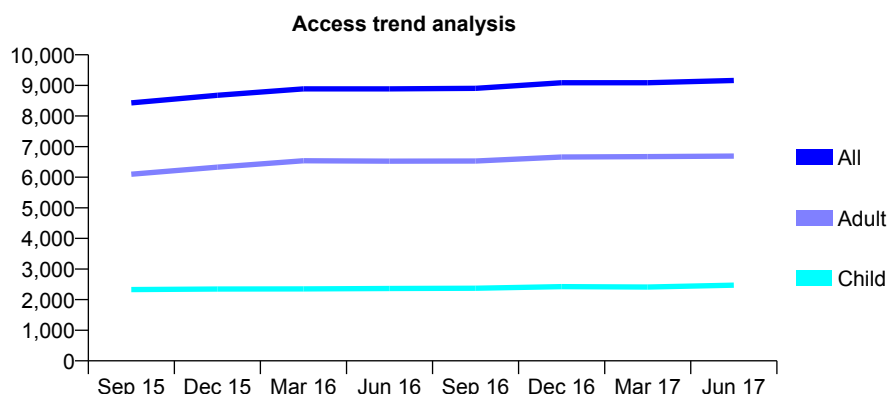
Q64 - Vital Signs At a Glance Contract Report for 199648/0001 - June 2017

Name or company name	opaleye & middlefell ltd
Contract type name	GDS Contract
Purpose of contract	General
Contract start date	06/09/2010
Contract end date	

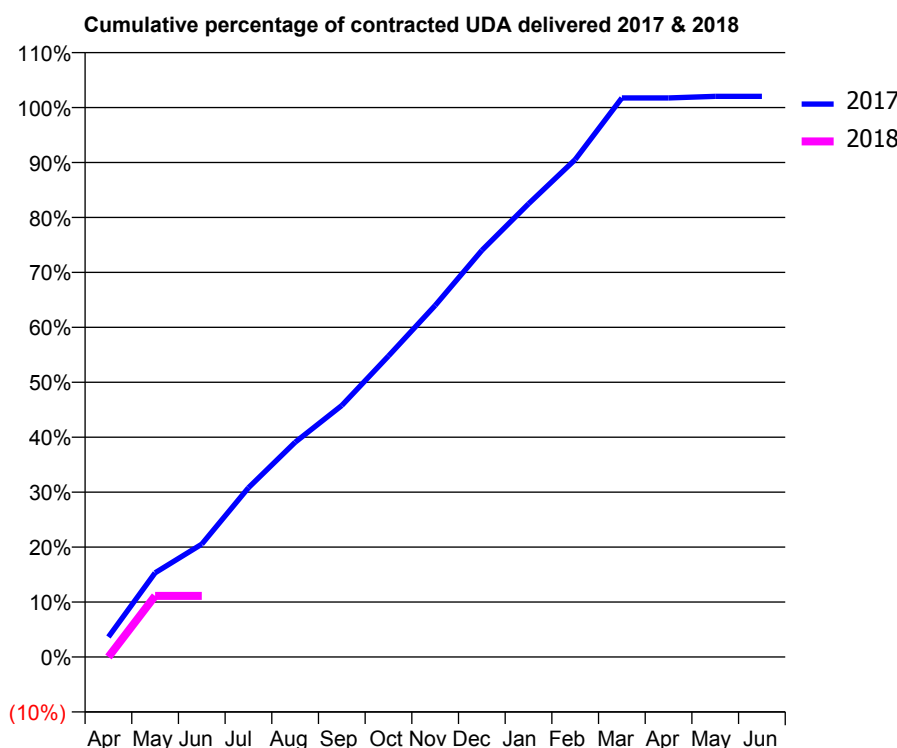
17/18 Contracted general activity (UDA)	24,000
Carry forward general activity (UDA)	0
17/18 Contracted orthodontic activity (UOA)	0
Carry forward orthodontic activity (UOA)	0
Baseline contract value	£597,363.34

ACCESS*

Patients seen in 24 months	Total	Change since previous quarter
Quarter ending June 2016	8,887	
Quarter ending September 2016	8,904	→
Quarter ending December 2016	9,085	↑
Quarter ending March 2017	9,088	→
Quarter ending June 2017	9,163	→
Variance since June 2016	3.1%	↑



ACTIVITY



Month	Adjusted Scheduled Activity (UDA)	
	2017	2018
April	874	0
May	3,676	2,673
June	4,930	2,673
July	7,393	
August	9,379	
September	10,987	
October	13,146	
November	15,353	
December	17,762	
January	19,793	
February	21,725	
March	24,417	
April	24,417	
May	24,490	
June	24,490	

QUALITY

	Quantity	Base Number	Contract	AT	Region	England
% of FP17s for the same patient ID Re-attending within 3 months - Children	24	578	4.2%	9.4%	11.6%	12.0%
% of FP17s for the same patient ID Re-attending within 3 months - Adults	105	736	14.3%	13.7%	15.9%	16.0%
% of FP17s for the same patient ID Re-attending between 3 & 9 months - Children	399	578	69.0%	61.9%	60.4%	58.0%
% of FP17s for the same patient ID Re-attending between 3 & 9 months - Adults	410	736	55.7%	52.9%	52.3%	50.9%
% of FP17s for Band 1 Urgent Courses	109	1,273	8.6%	8.1%	9.5%	9.1%
% of FP17s Relating to Free Repair or Replacements	10	1,273	0.8%	0.8%	0.7%	0.8%
% of FP17s Relating to Continuations	17	1,273	1.3%	1.0%	1.0%	1.1%
% of Patients satisfied with the dentistry they have received	47	48	97.9%	92.0%	91.9%	91.7%
% of Patients satisfied with the time they had to wait for an appointment	43	48	89.6%	88.2%	88.0%	88.0%

* This is based on patients treated on this contract for their most recent course of treatment. Figures in italics indicate the base number of FP17s or Patient Questionnaire responses are less than 100. N/A is shown where the base number of responses is less than 10 during the period. % is calculated as Quantity/Base number*100

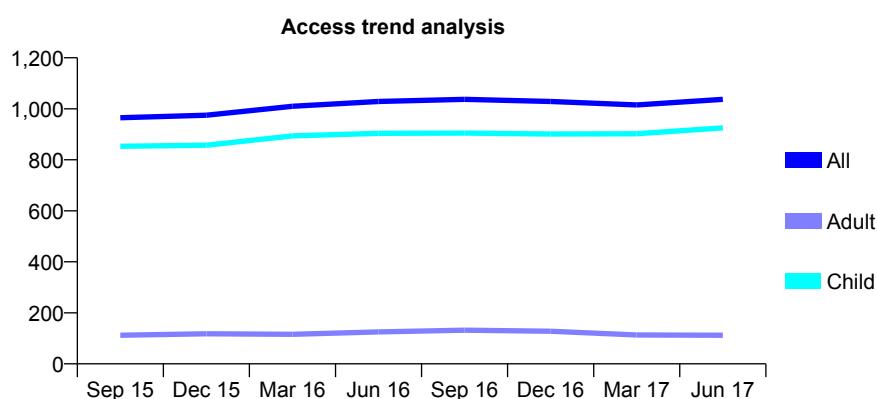
Q64 - Vital Signs At a Glance Contract Report for 233544/0001 - June 2017

Name or company name	MR D LYONS
Contract type name	GDS Contract
Purpose of contract	General and Orthodontic
Contract start date	01/03/2008
Contract end date	

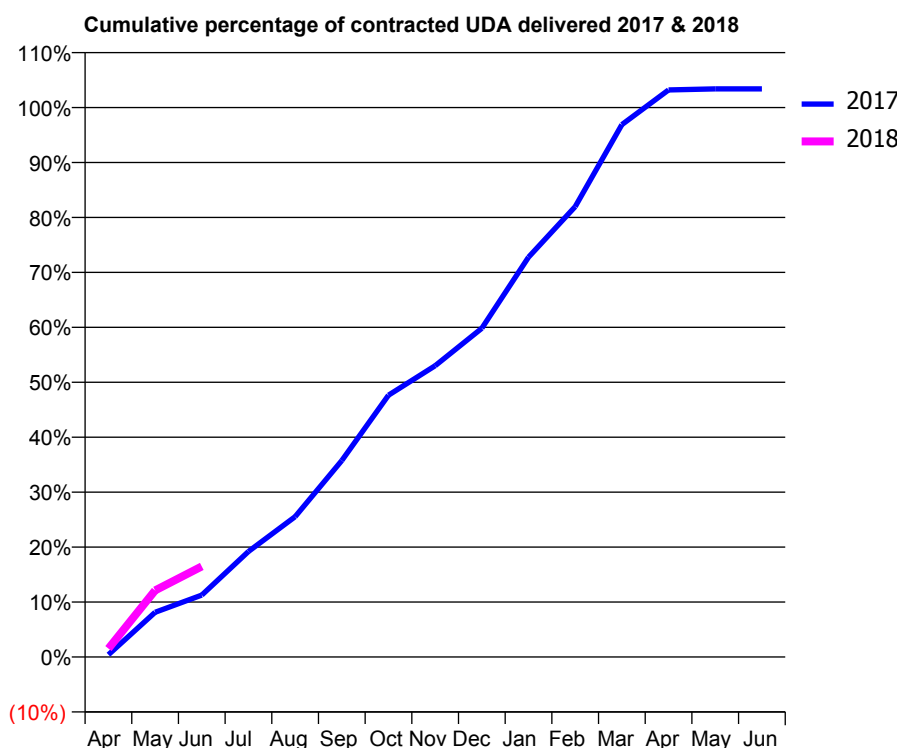
17/18 Contracted general activity (UDA)	1,909
Carry forward general activity (UDA)	0
17/18 Contracted orthodontic activity (UOA)	1,002
Carry forward orthodontic activity (UOA)	0
Baseline contract value	£112,666.95

ACCESS*

Patients seen in 24 months	Total	Change since previous quarter
Quarter ending June 2016	1,029	
Quarter ending September 2016	1,037	→
Quarter ending December 2016	1,029	→
Quarter ending March 2017	1,015	↓
Quarter ending June 2017	1,037	↑
Variance since June 2016	0.8%	→



ACTIVITY



Month	Adjusted Scheduled Activity (UDA)	
	2017	2018
April	8	29
May	155	232
June	215	315
July	367	
August	488	
September	682	
October	910	
November	1,012	
December	1,142	
January	1,389	
February	1,565	
March	1,849	
April	1,970	
May	1,974	
June	1,974	

QUALITY

	Quantity	Base Number	Contract	AT	Region	England
% of FP17s for the same patient ID Re-attending within 3 months - Children	29	313	9.3%	9.4%	11.6%	12.0%
% of FP17s for the same patient ID Re-attending within 3 months - Adults	1	15	6.7%	13.7%	15.9%	16.0%
% of FP17s for the same patient ID Re-attending between 3 & 9 months - Children	154	313	49.2%	61.9%	60.4%	58.0%
% of FP17s for the same patient ID Re-attending between 3 & 9 months - Adults	7	15	46.7%	52.9%	52.3%	50.9%
% of FP17s for Band 1 Urgent Courses	10	194	5.2%	8.1%	9.5%	9.1%
% of FP17s Relating to Free Repair or Replacements	0	194	0.0%	0.8%	0.7%	0.8%
% of FP17s Relating to Continuations	0	194	0.0%	1.0%	1.0%	1.1%
% of Patients satisfied with the dentistry they have received	4	4	N/A	92.0%	91.9%	91.7%
% of Patients satisfied with the time they had to wait for an appointment	2	4	N/A	88.2%	88.0%	88.0%

* This is based on patients treated on this contract for their most recent course of treatment. Figures in italics indicate the base number of FP17s or Patient Questionnaire responses are less than 100. N/A is shown where the base number of responses is less than 10 during the period. % is calculated as Quantity/Base number*100

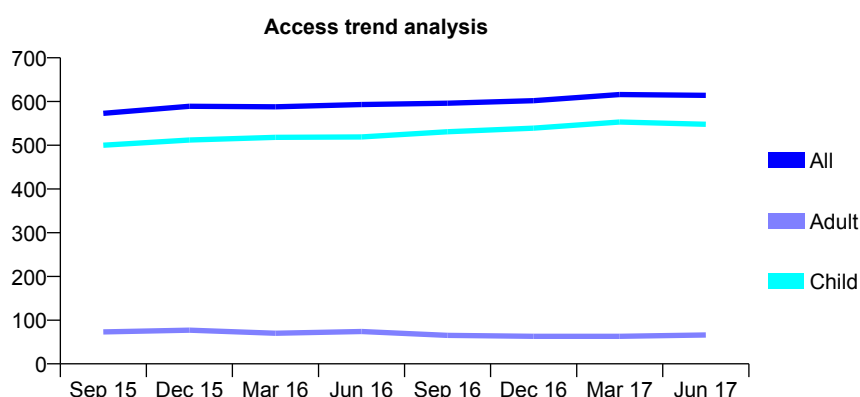
Q64 - Vital Signs At a Glance Contract Report for 235997/0001 - June 2017

Name or company name	MR MJ BASSETT-CROSS
Contract type name	GDS Contract
Purpose of contract	General and Orthodontic
Contract start date	01/04/2006
Contract end date	

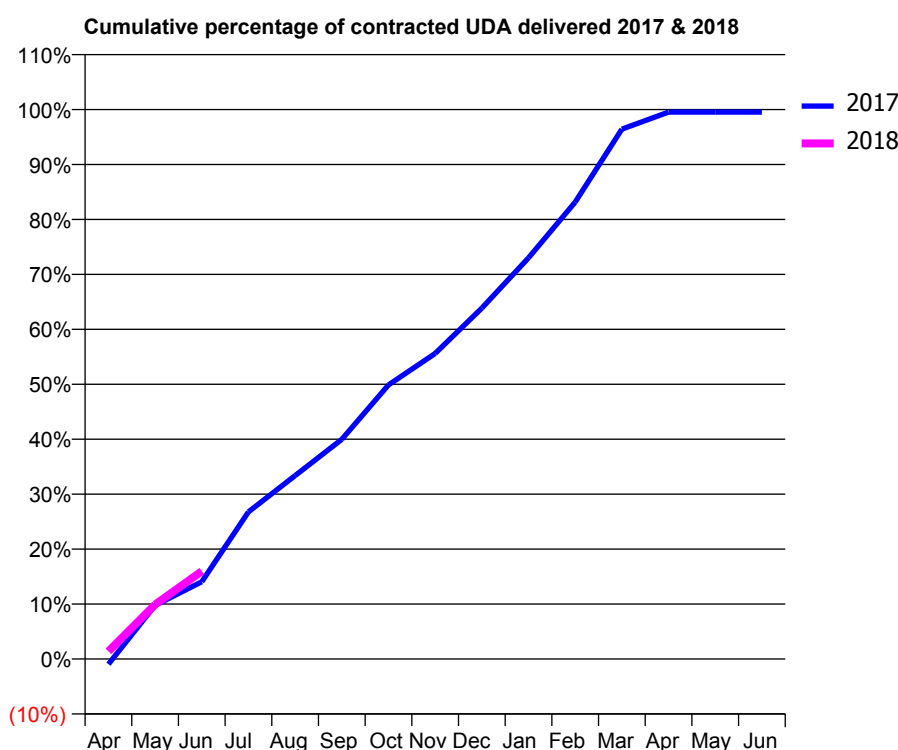
17/18 Contracted general activity (UDA)	1,350
Carry forward general activity (UDA)	0
17/18 Contracted orthodontic activity (UOA)	837
Carry forward orthodontic activity (UOA)	0
Baseline contract value	£87,376.75

ACCESS*

Patients seen in 24 months	Total	Change since previous quarter
Quarter ending June 2016	593	
Quarter ending September 2016	596	→
Quarter ending December 2016	602	→
Quarter ending March 2017	616	↑
Quarter ending June 2017	614	→
Variance since June 2016	3.5%	↑



ACTIVITY



Month	Adjusted Scheduled Activity (UDA)	
	2017	2018
April	-13	19
May	132	134
June	190	216
July	361	
August	451	
September	540	
October	673	
November	751	
December	862	
January	986	
February	1,123	
March	1,302	
April	1,344	
May	1,344	
June	1,344	

QUALITY

	Quantity	Base Number	Contract	AT	Region	England
% of FP17s for the same patient ID Re-attending within 3 months - Children	9	205	4.4%	9.4%	11.6%	12.0%
% of FP17s for the same patient ID Re-attending within 3 months - Adults	0	0	N/A	13.7%	15.9%	16.0%
% of FP17s for the same patient ID Re-attending between 3 & 9 months - Children	114	205	55.6%	61.9%	60.4%	58.0%
% of FP17s for the same patient ID Re-attending between 3 & 9 months - Adults	0	0	N/A	52.9%	52.3%	50.9%
% of FP17s for Band 1 Urgent Courses	4	165	2.4%	8.1%	9.5%	9.1%
% of FP17s Relating to Free Repair or Replacements	0	165	0.0%	0.8%	0.7%	0.8%
% of FP17s Relating to Continuations	1	165	0.6%	1.0%	1.0%	1.1%
% of Patients satisfied with the dentistry they have received	1	1	N/A	92.0%	91.9%	91.7%
% of Patients satisfied with the time they had to wait for an appointment	1	1	N/A	88.2%	88.0%	88.0%

* This is based on patients treated on this contract for their most recent course of treatment. Figures in italics indicate the base number of FP17s or Patient Questionnaire responses are less than 100. N/A is shown where the base number of responses is less than 10 during the period. % is calculated as Quantity/Base number*100

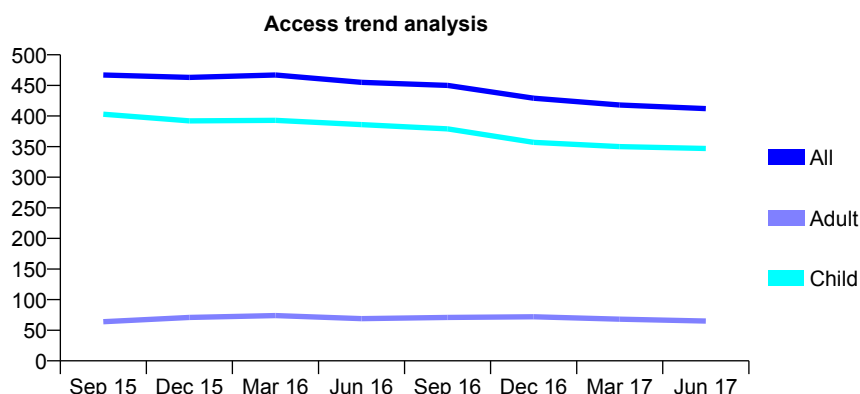
Q64 - Vital Signs At a Glance Contract Report for 237876/0001 - June 2017

Name or company name	MRS L JAMES
Contract type name	GDS Contract
Purpose of contract	General
Contract start date	01/04/2006
Contract end date	

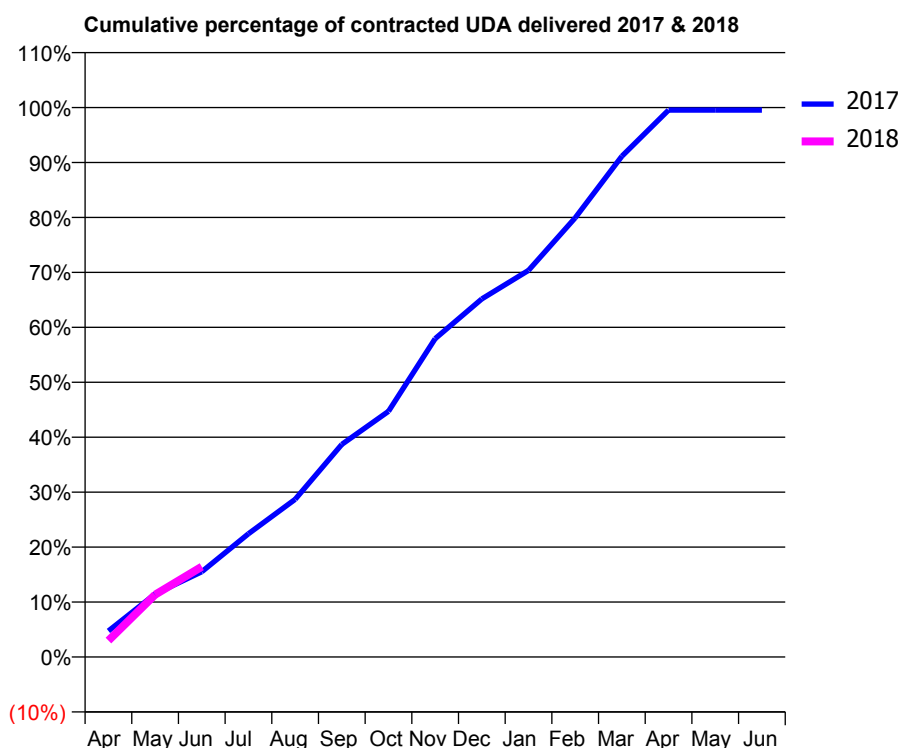
17/18 Contracted general activity (UDA)	870
Carry forward general activity (UDA)	0
17/18 Contracted orthodontic activity (UOA)	0
Carry forward orthodontic activity (UOA)	0
Baseline contract value	£21,130.68

ACCESS*

Patients seen in 24 months	Total	Change since previous quarter
Quarter ending June 2016	455	
Quarter ending September 2016	450	↓
Quarter ending December 2016	429	↓
Quarter ending March 2017	418	↓
Quarter ending June 2017	412	↓
Variance since June 2016	(9.5%)	↓



ACTIVITY



Month	Adjusted Scheduled Activity (UDA)	
	2017	2018
April	41	26
May	100	99
June	135	143
July	195	
August	250	
September	337	
October	389	
November	504	
December	567	
January	612	
February	695	
March	793	
April	866	
May	866	
June	866	

QUALITY

	Quantity	Base Number	Contract	AT	Region	England
% of FP17s for the same patient ID Re-attending within 3 months - Children	9	124	7.3%	9.4%	11.6%	12.0%
% of FP17s for the same patient ID Re-attending within 3 months - Adults	0	12	0.0%	13.7%	15.9%	16.0%
% of FP17s for the same patient ID Re-attending between 3 & 9 months - Children	81	124	65.3%	61.9%	60.4%	58.0%
% of FP17s for the same patient ID Re-attending between 3 & 9 months - Adults	7	12	58.3%	52.9%	52.3%	50.9%
% of FP17s for Band 1 Urgent Courses	5	117	4.3%	8.1%	9.5%	9.1%
% of FP17s Relating to Free Repair or Replacements	0	117	0.0%	0.8%	0.7%	0.8%
% of FP17s Relating to Continuations	0	117	0.0%	1.0%	1.0%	1.1%
% of Patients satisfied with the dentistry they have received	1	1	N/A	92.0%	91.9%	91.7%
% of Patients satisfied with the time they had to wait for an appointment	1	1	N/A	88.2%	88.0%	88.0%

* This is based on patients treated on this contract for their most recent course of treatment. Figures in italics indicate the base number of FP17s or Patient Questionnaire responses are less than 100. N/A is shown where the base number of responses is less than 10 during the period. % is calculated as Quantity/Base number*100

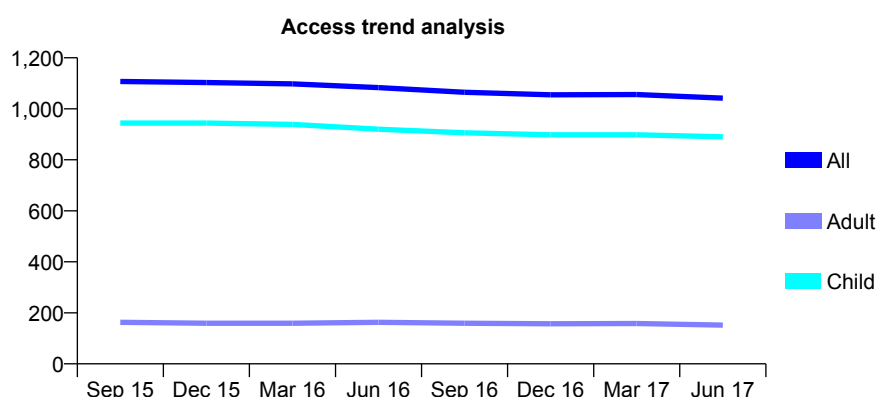
Q64 - Vital Signs At a Glance Contract Report for 239488/0001 - June 2017

Name or company name	MR JC HOUSE
Contract type name	GDS Contract
Purpose of contract	General
Contract start date	01/04/2006
Contract end date	

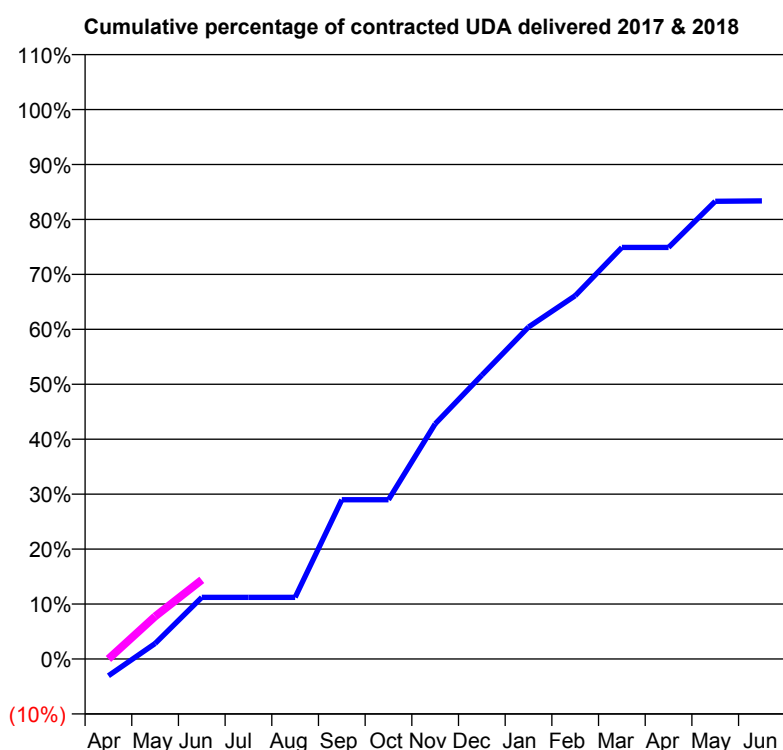
17/18 Contracted general activity (UDA)	2,500
Carry forward general activity (UDA)	0
17/18 Contracted orthodontic activity (UOA)	0
Carry forward orthodontic activity (UOA)	0
Baseline contract value	£52,011.55

ACCESS*

Patients seen in 24 months	Total	Change since previous quarter
Quarter ending June 2016	1,083	
Quarter ending September 2016	1,065	↓
Quarter ending December 2016	1,055	→
Quarter ending March 2017	1,056	→
Quarter ending June 2017	1,042	↓
Variance since June 2016	(3.8%)	↓



ACTIVITY



Adjusted Scheduled Activity (UDA)		
Month	2017	2018
April	-77	0
May	70	194
June	281	360
July	281	
August	281	
September	724	
October	724	
November	1,070	
December	1,291	
January	1,510	
February	1,653	
March	1,873	
April	1,873	
May	2,082	
June	2,084	

QUALITY

	Quantity	Base Number	Contract	AT	Region	England
% of FP17s for the same patient ID Re-attending within 3 months - Children	30	401	7.5%	9.4%	11.6%	12.0%
% of FP17s for the same patient ID Re-attending within 3 months - Adults	1	12	8.3%	13.7%	15.9%	16.0%
% of FP17s for the same patient ID Re-attending between 3 & 9 months - Children	271	401	67.6%	61.9%	60.4%	58.0%
% of FP17s for the same patient ID Re-attending between 3 & 9 months - Adults	10	12	83.3%	52.9%	52.3%	50.9%
% of FP17s for Band 1 Urgent Courses	4	259	1.5%	8.1%	9.5%	9.1%
% of FP17s Relating to Free Repair or Replacements	0	259	0.0%	0.8%	0.7%	0.8%
% of FP17s Relating to Continuations	0	259	0.0%	1.0%	1.0%	1.1%
% of Patients satisfied with the dentistry they have received	0	0	N/A	92.0%	91.9%	91.7%
% of Patients satisfied with the time they had to wait for an appointment	0	0	N/A	88.2%	88.0%	88.0%

* This is based on patients treated on this contract for their most recent course of treatment. Figures in italics indicate the base number of FP17s or Patient Questionnaire responses are less than 100. N/A is shown where the base number of responses is less than 10 during the period. % is calculated as Quantity/Base number*100

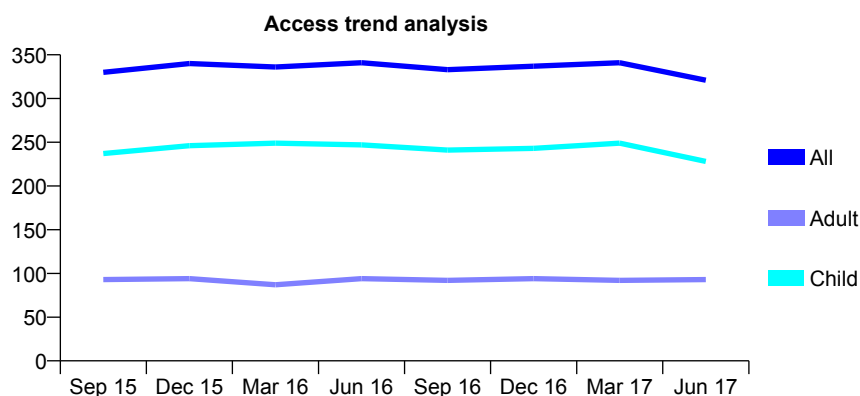
Q64 - Vital Signs At a Glance Contract Report for 246247/0001 - June 2017

Name or company name	MR JA ANDERSON
Contract type name	GDS Contract
Purpose of contract	General
Contract start date	01/04/2006
Contract end date	

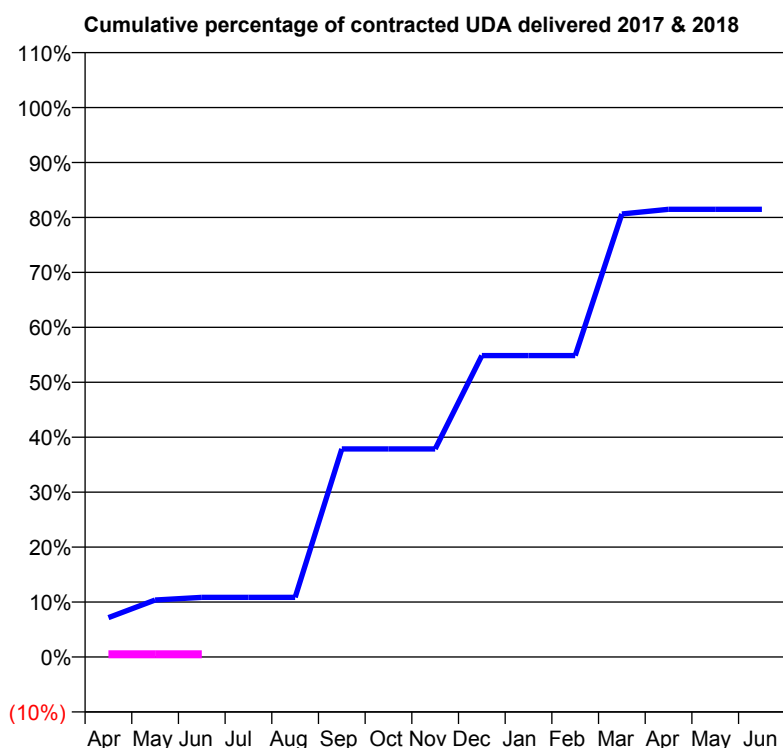
17/18 Contracted general activity (UDA)	600
Carry forward general activity (UDA)	0
17/18 Contracted orthodontic activity (UOA)	0
Carry forward orthodontic activity (UOA)	0
Baseline contract value	£13,606.58

ACCESS*

Patients seen in 24 months	Total	Change since previous quarter
Quarter ending June 2016	341	
Quarter ending September 2016	333	↓
Quarter ending December 2016	337	→
Quarter ending March 2017	341	→
Quarter ending June 2017	321	↓
Variance since June 2016	(5.9%)	↓



ACTIVITY



Adjusted Scheduled Activity (UDA)		
Month	2017	2018
April	43	3
May	62	3
June	65	3
July	65	
August	65	
September	227	
October	227	
November	227	
December	329	
January	329	
February	329	
March	484	
April	489	
May	489	
June	489	

QUALITY

	Quantity	Base Number	Contract	AT	Region	England
% of FP17s for the same patient ID Re-attending within 3 months - Children	0	1	0.0%	9.4%	11.6%	12.0%
% of FP17s for the same patient ID Re-attending within 3 months - Adults	0	3	0.0%	13.7%	15.9%	16.0%
% of FP17s for the same patient ID Re-attending between 3 & 9 months - Children	0	1	0.0%	61.9%	60.4%	58.0%
% of FP17s for the same patient ID Re-attending between 3 & 9 months - Adults	2	3	66.7%	52.9%	52.3%	50.9%
% of FP17s for Band 1 Urgent Courses	0	1	0.0%	8.1%	9.5%	9.1%
% of FP17s Relating to Free Repair or Replacements	0	1	0.0%	0.8%	0.7%	0.8%
% of FP17s Relating to Continuations	0	1	0.0%	1.0%	1.0%	1.1%
% of Patients satisfied with the dentistry they have received	0	0	N/A	92.0%	91.9%	91.7%
% of Patients satisfied with the time they had to wait for an appointment	0	0	N/A	88.2%	88.0%	88.0%

* This is based on patients treated on this contract for their most recent course of treatment. Figures in italics indicate the base number of FP17s or Patient Questionnaire responses are less than 100. N/A is shown where the base number of responses is less than 10 during the period. % is calculated as Quantity/Base number*100

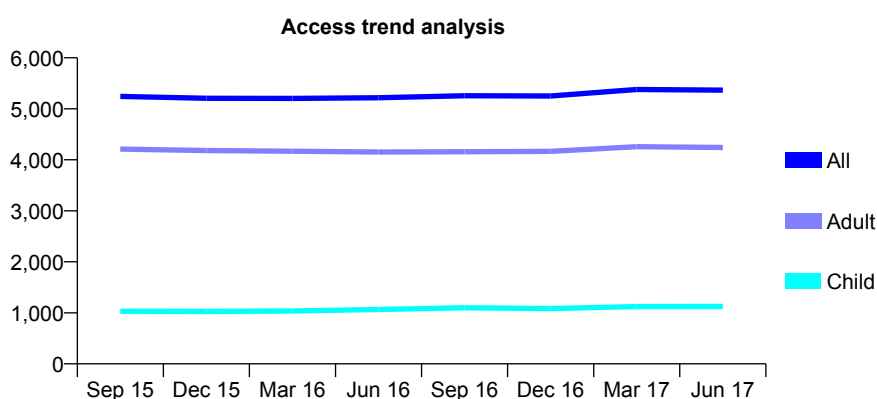
Q64 - Vital Signs At a Glance Contract Report for 258784/0001 - June 2017

Name or company name	MR SS SANGHERA
Contract type name	GDS Contract
Purpose of contract	General
Contract start date	01/12/2007
Contract end date	

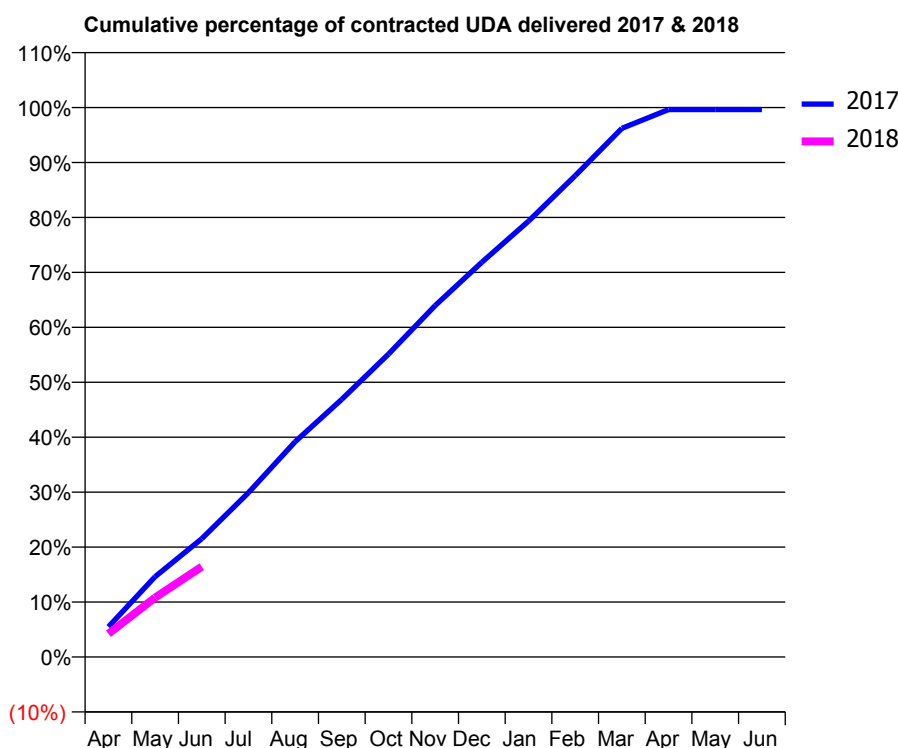
17/18 Contracted general activity (UDA)	17,500
Carry forward general activity (UDA)	0
17/18 Contracted orthodontic activity (UOA)	0
Carry forward orthodontic activity (UOA)	0
Baseline contract value	£418,521.52

ACCESS*

Patients seen in 24 months	Total	Change since previous quarter
Quarter ending June 2016	5,218	
Quarter ending September 2016	5,257	→
Quarter ending December 2016	5,250	→
Quarter ending March 2017	5,379	↑
Quarter ending June 2017	5,367	→
Variance since June 2016	2.9%	↑



ACTIVITY



Month	Adjusted Scheduled Activity (UDA)	
	2017	2018
April	961	741
May	2,557	1,892
June	3,767	2,876
July	5,233	
August	6,855	
September	8,207	
October	9,646	
November	11,192	
December	12,572	
January	13,879	
February	15,330	
March	16,834	
April	17,435	
May	17,436	
June	17,436	

QUALITY

	Quantity	Base Number	Contract	AT	Region	England
% of FP17s for the same patient ID Re-attending within 3 months - Children	27	411	6.6%	9.4%	11.6%	12.0%
% of FP17s for the same patient ID Re-attending within 3 months - Adults	203	1,552	13.1%	13.7%	15.9%	16.0%
% of FP17s for the same patient ID Re-attending between 3 & 9 months - Children	282	411	68.6%	61.9%	60.4%	58.0%
% of FP17s for the same patient ID Re-attending between 3 & 9 months - Adults	1,034	1,552	66.6%	52.9%	52.3%	50.9%
% of FP17s for Band 1 Urgent Courses	100	1,693	5.9%	8.1%	9.5%	9.1%
% of FP17s Relating to Free Repair or Replacements	5	1,693	0.3%	0.8%	0.7%	0.8%
% of FP17s Relating to Continuations	44	1,693	2.6%	1.0%	1.0%	1.1%
% of Patients satisfied with the dentistry they have received	20	21	95.2%	92.0%	91.9%	91.7%
% of Patients satisfied with the time they had to wait for an appointment	20	21	95.2%	88.2%	88.0%	88.0%

* This is based on patients treated on this contract for their most recent course of treatment. Figures in italics indicate the base number of FP17s or Patient Questionnaire responses are less than 100. N/A is shown where the base number of responses is less than 10 during the period. % is calculated as Quantity/Base number*100

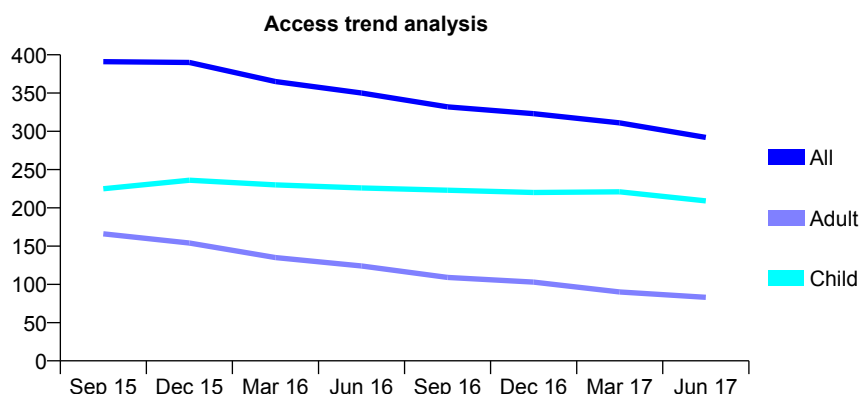
Q64 - Vital Signs At a Glance Contract Report for 262579/0001 - June 2017

Name or company name	MR M OTHMAN
Contract type name	GDS Contract
Purpose of contract	General
Contract start date	10/09/2007
Contract end date	

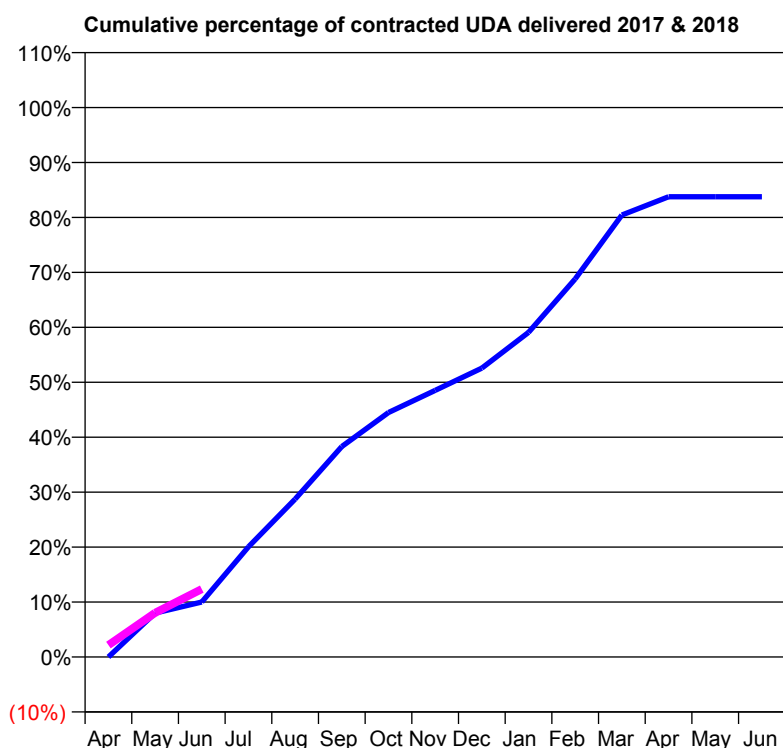
17/18 Contracted general activity (UDA)	600
Carry forward general activity (UDA)	0
17/18 Contracted orthodontic activity (UOA)	0
Carry forward orthodontic activity (UOA)	0
Baseline contract value	£14,762.70

ACCESS*

Patients seen in 24 months	Total	Change since previous quarter
Quarter ending June 2016	350	
Quarter ending September 2016	332	↓
Quarter ending December 2016	323	↓
Quarter ending March 2017	311	↓
Quarter ending June 2017	292	↓
Variance since June 2016	(16.6%)	↓



ACTIVITY



Adjusted Scheduled Activity (UDA)		
Month	2017	2018
April	0	13
May	48	48
June	60	74
July	120	
August	172	
September	230	
October	267	
November	291	
December	315	
January	354	
February	413	
March	483	
April	503	
May	503	
June	503	

QUALITY

	Quantity	Base Number	Contract	AT	Region	England
% of FP17s for the same patient ID Re-attending within 3 months - Children	3	54	5.6%	9.4%	11.6%	12.0%
% of FP17s for the same patient ID Re-attending within 3 months - Adults	4	14	28.6%	13.7%	15.9%	16.0%
% of FP17s for the same patient ID Re-attending between 3 & 9 months - Children	43	54	79.6%	61.9%	60.4%	58.0%
% of FP17s for the same patient ID Re-attending between 3 & 9 months - Adults	7	14	50.0%	52.9%	52.3%	50.9%
% of FP17s for Band 1 Urgent Courses	1	50	2.0%	8.1%	9.5%	9.1%
% of FP17s Relating to Free Repair or Replacements	0	50	0.0%	0.8%	0.7%	0.8%
% of FP17s Relating to Continuations	0	50	0.0%	1.0%	1.0%	1.1%
% of Patients satisfied with the dentistry they have received	0	0	N/A	92.0%	91.9%	91.7%
% of Patients satisfied with the time they had to wait for an appointment	0	0	N/A	88.2%	88.0%	88.0%

* This is based on patients treated on this contract for their most recent course of treatment. Figures in italics indicate the base number of FP17s or Patient Questionnaire responses are less than 100. N/A is shown where the base number of responses is less than 10 during the period. % is calculated as Quantity/Base number*100

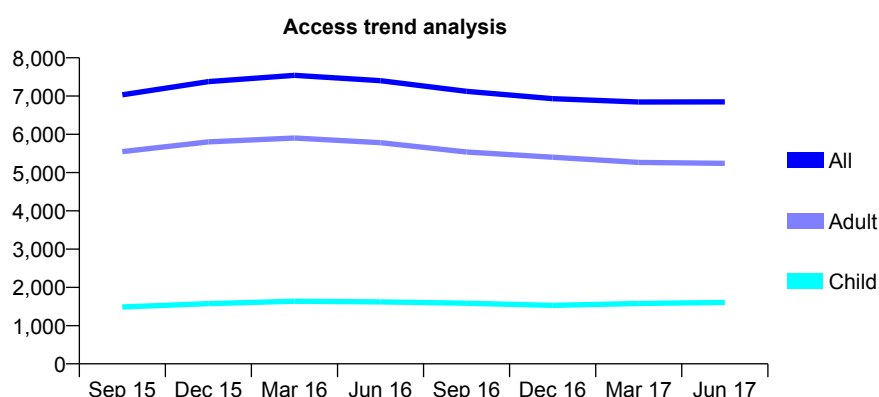
Q64 - Vital Signs At a Glance Contract Report for 270563/0003 - June 2017

Name or company name	MR RS DHARWAR
Contract type name	GDS Contract
Purpose of contract	General and Orthodontic
Contract start date	01/02/2014
Contract end date	

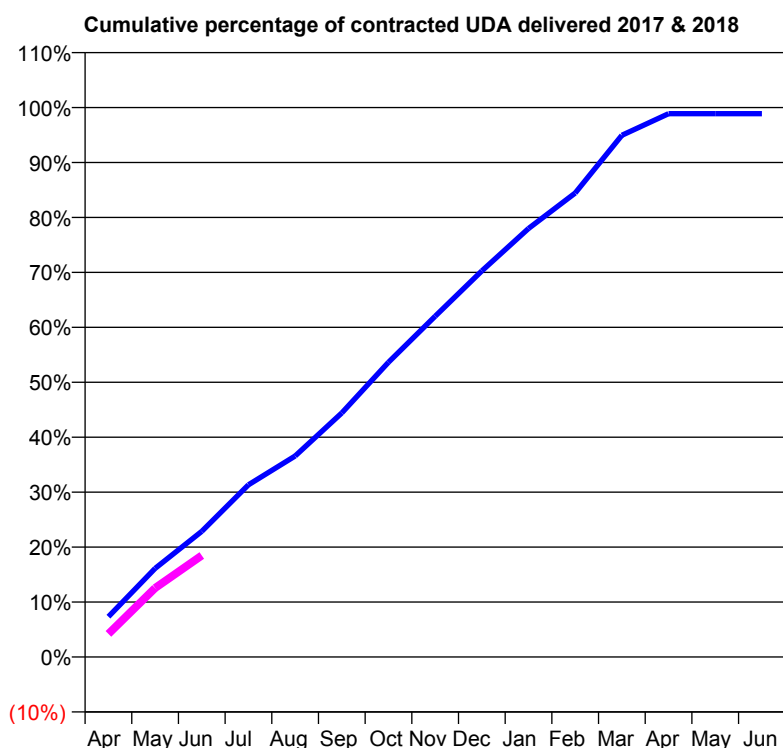
17/18 Contracted general activity (UDA)	19,451
Carry forward general activity (UDA)	0
17/18 Contracted orthodontic activity (UOA)	4,022
Carry forward orthodontic activity (UOA)	0
Baseline contract value	£717,322.31

ACCESS*

Patients seen in 24 months	Total	Change since previous quarter
Quarter ending June 2016	7,402	
Quarter ending September 2016	7,122	↓
Quarter ending December 2016	6,930	↓
Quarter ending March 2017	6,845	↓
Quarter ending June 2017	6,847	→
Variance since June 2016	(7.5%)	↓



ACTIVITY



Adjusted Scheduled Activity (UDA)		
Month	2017	2018
April	1,426	819
May	3,135	2,440
June	4,448	3,596
July	6,098	
August	7,116	
September	8,638	
October	10,434	
November	12,063	
December	13,667	
January	15,168	
February	16,422	
March	18,469	
April	19,232	
May	19,234	
June	19,234	

QUALITY

	Quantity	Base Number	Contract	AT	Region	England
% of FP17s for the same patient ID Re-attending within 3 months - Children	52	624	8.3%	9.4%	11.6%	12.0%
% of FP17s for the same patient ID Re-attending within 3 months - Adults	220	1,800	12.2%	13.7%	15.9%	16.0%
% of FP17s for the same patient ID Re-attending between 3 & 9 months - Children	342	624	54.8%	61.9%	60.4%	58.0%
% of FP17s for the same patient ID Re-attending between 3 & 9 months - Adults	1,212	1,800	67.3%	52.9%	52.3%	50.9%
% of FP17s for Band 1 Urgent Courses	164	1,985	8.3%	8.1%	9.5%	9.1%
% of FP17s Relating to Free Repair or Replacements	5	1,985	0.3%	0.8%	0.7%	0.8%
% of FP17s Relating to Continuations	7	1,985	0.4%	1.0%	1.0%	1.1%
% of Patients satisfied with the dentistry they have received	25	27	92.6%	92.0%	91.9%	91.7%
% of Patients satisfied with the time they had to wait for an appointment	25	27	92.6%	88.2%	88.0%	88.0%

* This is based on patients treated on this contract for their most recent course of treatment. Figures in italics indicate the base number of FP17s or Patient Questionnaire responses are less than 100. N/A is shown where the base number of responses is less than 10 during the period. % is calculated as Quantity/Base number*100

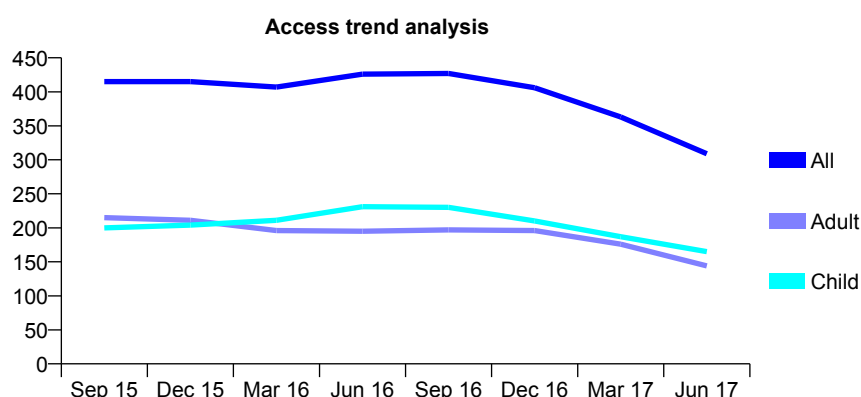
Q64 - Vital Signs At a Glance Contract Report for 272760/0001 - June 2017

Name or company name	MR BY CHAN
Contract type name	GDS Contract
Purpose of contract	General
Contract start date	16/12/2010
Contract end date	

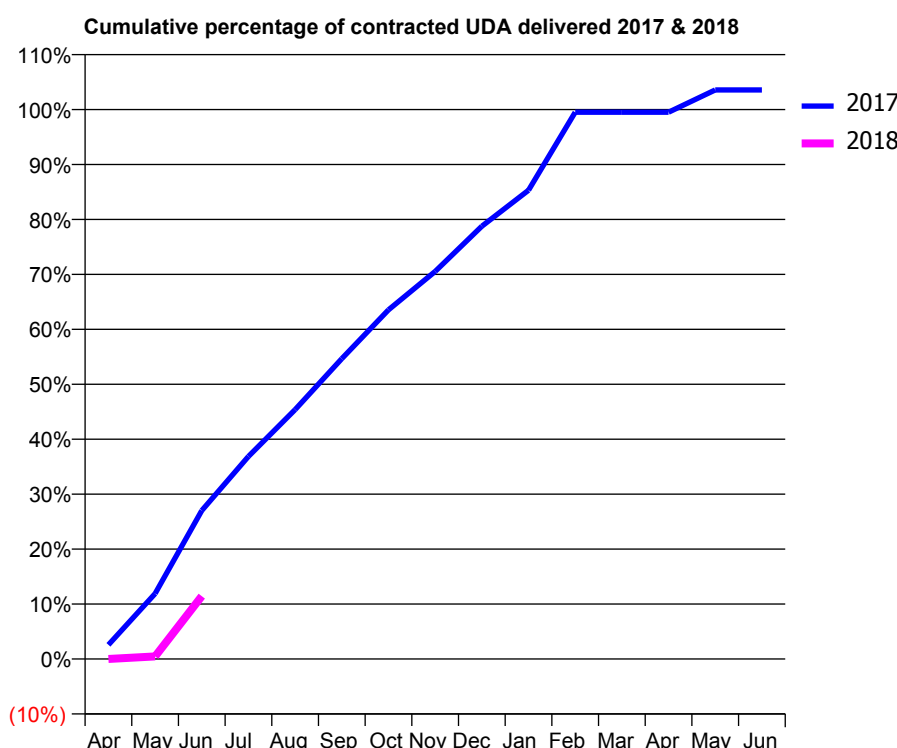
17/18 Contracted general activity (UDA)	850
Carry forward general activity (UDA)	0
17/18 Contracted orthodontic activity (UOA)	0
Carry forward orthodontic activity (UOA)	0
Baseline contract value	£17,585.09

ACCESS*

Patients seen in 24 months	Total	Change since previous quarter
Quarter ending June 2016	426	
Quarter ending September 2016	427	→
Quarter ending December 2016	406	↓
Quarter ending March 2017	363	↓
Quarter ending June 2017	309	↓
Variance since June 2016	(27.5%)	↓



ACTIVITY



Adjusted Scheduled Activity (UDA)		
Month	2017	2018
April	22	0
May	101	4
June	230	97
July	313	
August	386	
September	465	
October	540	
November	600	
December	669	
January	725	
February	846	
March	846	
April	846	
May	880	
June	880	

QUALITY

	Quantity	Base Number	Contract	AT	Region	England
% of FP17s for the same patient ID Re-attending within 3 months - Children	1	48	2.1%	9.4%	11.6%	12.0%
% of FP17s for the same patient ID Re-attending within 3 months - Adults	1	21	4.8%	13.7%	15.9%	16.0%
% of FP17s for the same patient ID Re-attending between 3 & 9 months - Children	12	48	25.0%	61.9%	60.4%	58.0%
% of FP17s for the same patient ID Re-attending between 3 & 9 months - Adults	5	21	23.8%	52.9%	52.3%	50.9%
% of FP17s for Band 1 Urgent Courses	1	45	2.2%	8.1%	9.5%	9.1%
% of FP17s Relating to Free Repair or Replacements	0	45	0.0%	0.8%	0.7%	0.8%
% of FP17s Relating to Continuations	0	45	0.0%	1.0%	1.0%	1.1%
% of Patients satisfied with the dentistry they have received	1	1	N/A	92.0%	91.9%	91.7%
% of Patients satisfied with the time they had to wait for an appointment	1	1	N/A	88.2%	88.0%	88.0%

* This is based on patients treated on this contract for their most recent course of treatment. Figures in italics indicate the base number of FP17s or Patient Questionnaire responses are less than 100. N/A is shown where the base number of responses is less than 10 during the period. % is calculated as Quantity/Base number*100

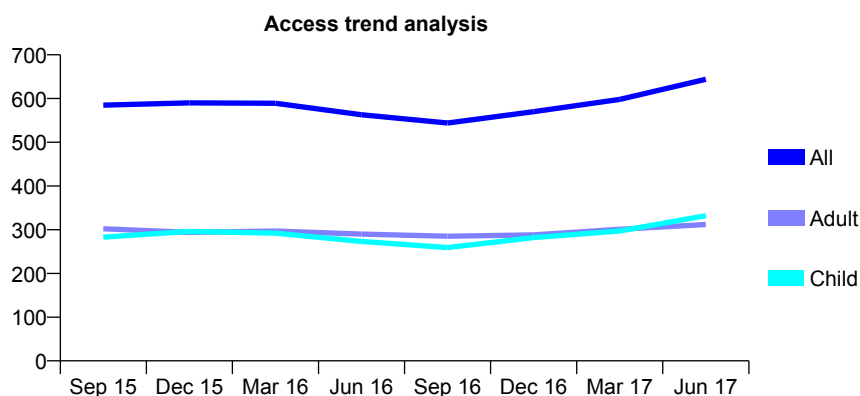
Q64 - Vital Signs At a Glance Contract Report for 272760/0002 - June 2017

Name or company name	MR BY CHAN
Contract type name	GDS Contract
Purpose of contract	General
Contract start date	16/12/2010
Contract end date	

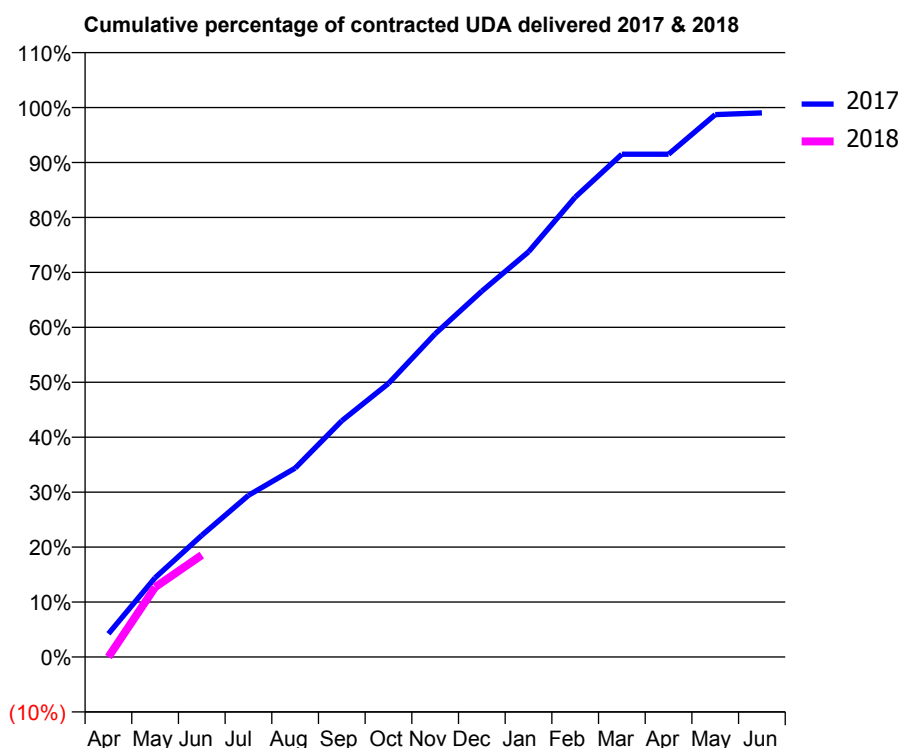
17/18 Contracted general activity (UDA)	1,300
Carry forward general activity (UDA)	0
17/18 Contracted orthodontic activity (UOA)	0
Carry forward orthodontic activity (UOA)	0
Baseline contract value	£31,020.71

ACCESS*

Patients seen in 24 months	Total	Change since previous quarter
Quarter ending June 2016	563	
Quarter ending September 2016	544	↓
Quarter ending December 2016	570	↑
Quarter ending March 2017	598	↑
Quarter ending June 2017	644	↑
Variance since June 2016	14.4%	↑



ACTIVITY



Month	Adjusted Scheduled Activity (UDA)	
	2017	2018
April	55	0
May	188	165
June	288	241
July	383	
August	447	
September	559	
October	647	
November	764	
December	866	
January	958	
February	1,088	
March	1,189	
April	1,189	
May	1,283	
June	1,287	

QUALITY

	Quantity	Base Number	Contract	AT	Region	England
% of FP17s for the same patient ID Re-attending within 3 months - Children	1	143	0.7%	9.4%	11.6%	12.0%
% of FP17s for the same patient ID Re-attending within 3 months - Adults	10	102	9.8%	13.7%	15.9%	16.0%
% of FP17s for the same patient ID Re-attending between 3 & 9 months - Children	49	143	34.3%	61.9%	60.4%	58.0%
% of FP17s for the same patient ID Re-attending between 3 & 9 months - Adults	38	102	37.3%	52.9%	52.3%	50.9%
% of FP17s for Band 1 Urgent Courses	6	184	3.3%	8.1%	9.5%	9.1%
% of FP17s Relating to Free Repair or Replacements	0	184	0.0%	0.8%	0.7%	0.8%
% of FP17s Relating to Continuations	0	184	0.0%	1.0%	1.0%	1.1%
% of Patients satisfied with the dentistry they have received	3	3	N/A	92.0%	91.9%	91.7%
% of Patients satisfied with the time they had to wait for an appointment	3	3	N/A	88.2%	88.0%	88.0%

* This is based on patients treated on this contract for their most recent course of treatment. Figures in italics indicate the base number of FP17s or Patient Questionnaire responses are less than 100. N/A is shown where the base number of responses is less than 10 during the period. % is calculated as Quantity/Base number*100

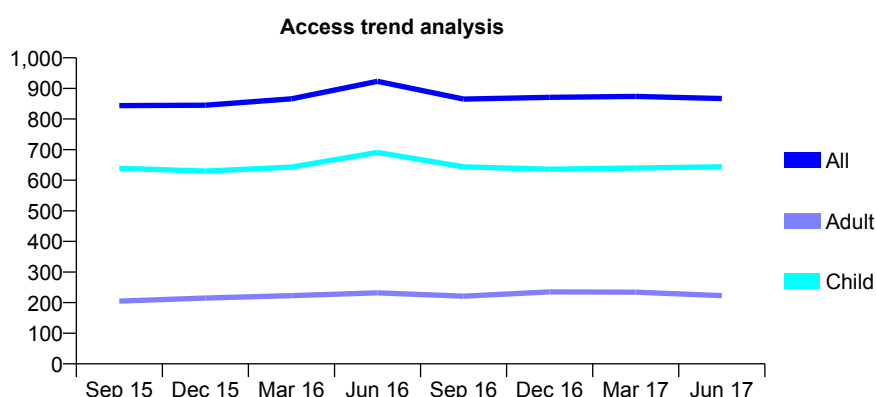
Q64 - Vital Signs At a Glance Contract Report for 272795/0001 - June 2017

Name or company name	MR MF ISAACS
Contract type name	GDS Contract
Purpose of contract	General
Contract start date	07/02/2007
Contract end date	

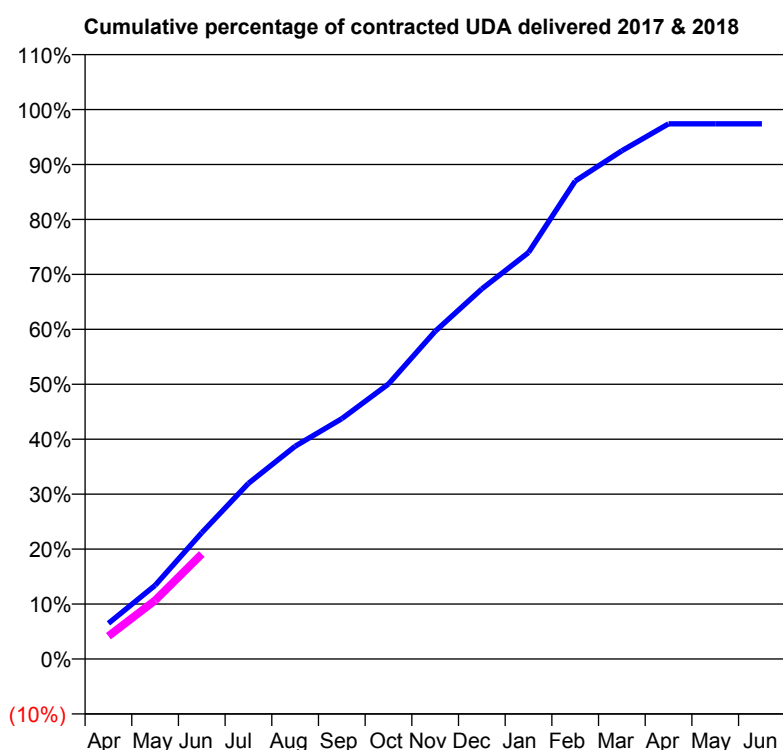
17/18 Contracted general activity (UDA)	2,000
Carry forward general activity (UDA)	0
17/18 Contracted orthodontic activity (UOA)	0
Carry forward orthodontic activity (UOA)	0
Baseline contract value	£39,370.65

ACCESS*

Patients seen in 24 months	Total	Change since previous quarter
Quarter ending June 2016	923	
Quarter ending September 2016	865	↓
Quarter ending December 2016	871	→
Quarter ending March 2017	874	→
Quarter ending June 2017	867	→
Variance since June 2016	(6.1%)	↓



ACTIVITY



Adjusted Scheduled Activity (UDA)		
Month	2017	2018
April	130	83
May	268	213
June	460	382
July	639	
August	774	
September	875	
October	1,001	
November	1,193	
December	1,347	
January	1,479	
February	1,740	
March	1,850	
April	1,948	
May	1,948	
June	1,948	

QUALITY

	Quantity	Base Number	Contract	AT	Region	England
% of FP17s for the same patient ID Re-attending within 3 months - Children	29	254	11.4%	9.4%	11.6%	12.0%
% of FP17s for the same patient ID Re-attending within 3 months - Adults	5	53	9.4%	13.7%	15.9%	16.0%
% of FP17s for the same patient ID Re-attending between 3 & 9 months - Children	138	254	54.3%	61.9%	60.4%	58.0%
% of FP17s for the same patient ID Re-attending between 3 & 9 months - Adults	30	53	56.6%	52.9%	52.3%	50.9%
% of FP17s for Band 1 Urgent Courses	21	239	8.8%	8.1%	9.5%	9.1%
% of FP17s Relating to Free Repair or Replacements	0	239	0.0%	0.8%	0.7%	0.8%
% of FP17s Relating to Continuations	4	239	1.7%	1.0%	1.0%	1.1%
% of Patients satisfied with the dentistry they have received	3	3	N/A	92.0%	91.9%	91.7%
% of Patients satisfied with the time they had to wait for an appointment	3	3	N/A	88.2%	88.0%	88.0%

* This is based on patients treated on this contract for their most recent course of treatment. Figures in italics indicate the base number of FP17s or Patient Questionnaire responses are less than 100. N/A is shown where the base number of responses is less than 10 during the period. % is calculated as Quantity/Base number*100

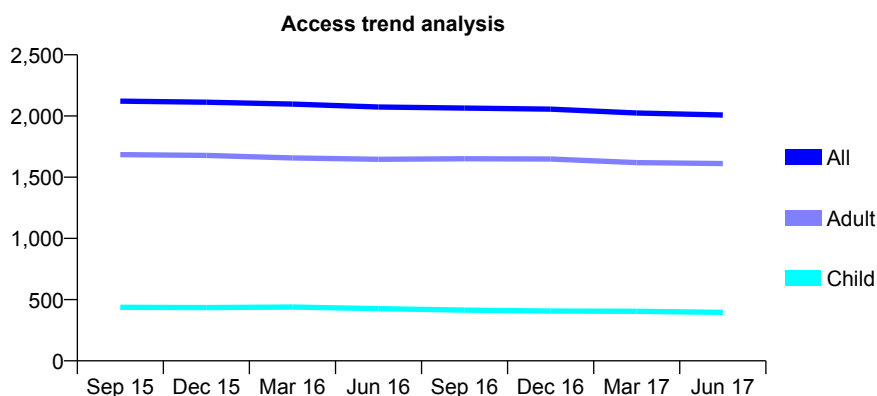
Q64 - Vital Signs At a Glance Contract Report for 303828/0001 - June 2017

Name or company name	MR J ROBSON
Contract type name	GDS Contract
Purpose of contract	General
Contract start date	01/04/2006
Contract end date	

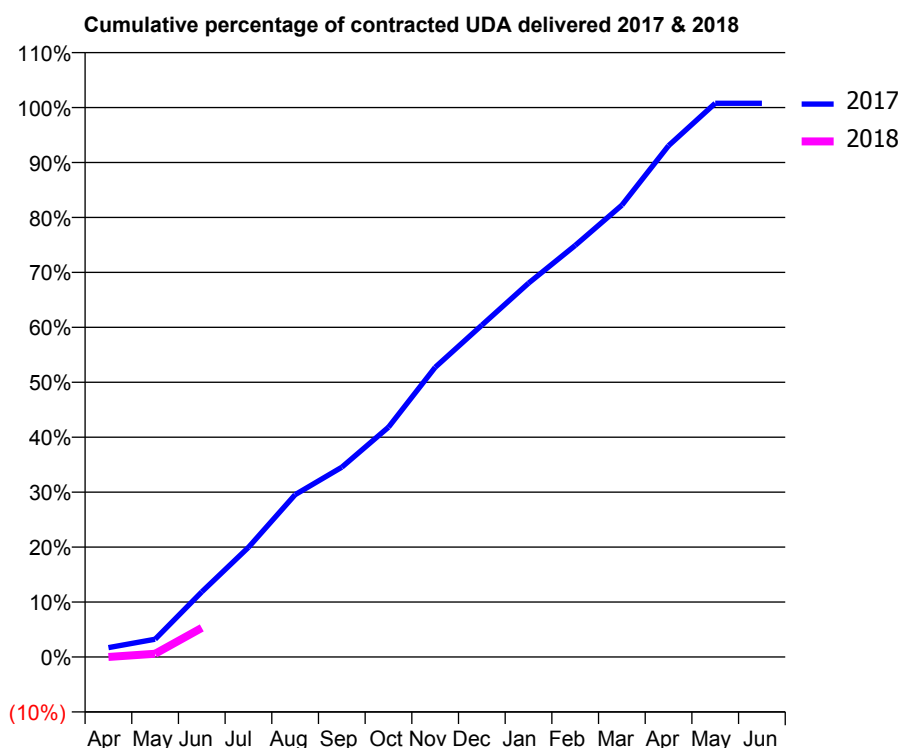
17/18 Contracted general activity (UDA)	6,039
Carry forward general activity (UDA)	0
17/18 Contracted orthodontic activity (UOA)	0
Carry forward orthodontic activity (UOA)	0
Baseline contract value	£165,998.25

ACCESS*

Patients seen in 24 months	Total	Change since previous quarter
Quarter ending June 2016	2,073	
Quarter ending September 2016	2,065	→
Quarter ending December 2016	2,056	→
Quarter ending March 2017	2,024	↓
Quarter ending June 2017	2,008	→
Variance since June 2016	(3.1%)	↓



ACTIVITY



Adjusted Scheduled Activity (UDA)		
Month	2017	2018
April	103	0
May	196	36
June	716	320
July	1,206	
August	1,785	
September	2,087	
October	2,526	
November	3,184	
December	3,646	
January	4,108	
February	4,523	
March	4,966	
April	5,619	
May	6,086	
June	6,086	

QUALITY

	Quantity	Base Number	Contract	AT	Region	England
% of FP17s for the same patient ID Re-attending within 3 months - Children	6	177	3.4%	9.4%	11.6%	12.0%
% of FP17s for the same patient ID Re-attending within 3 months - Adults	104	631	16.5%	13.7%	15.9%	16.0%
% of FP17s for the same patient ID Re-attending between 3 & 9 months - Children	117	177	66.1%	61.9%	60.4%	58.0%
% of FP17s for the same patient ID Re-attending between 3 & 9 months - Adults	409	631	64.8%	52.9%	52.3%	50.9%
% of FP17s for Band 1 Urgent Courses	14	202	6.9%	8.1%	9.5%	9.1%
% of FP17s Relating to Free Repair or Replacements	0	202	0.0%	0.8%	0.7%	0.8%
% of FP17s Relating to Continuations	1	202	0.5%	1.0%	1.0%	1.1%
% of Patients satisfied with the dentistry they have received	9	9	N/A	92.0%	91.9%	91.7%
% of Patients satisfied with the time they had to wait for an appointment	9	9	N/A	88.2%	88.0%	88.0%

* This is based on patients treated on this contract for their most recent course of treatment. Figures in italics indicate the base number of FP17s or Patient Questionnaire responses are less than 100. N/A is shown where the base number of responses is less than 10 during the period. % is calculated as Quantity/Base number*100

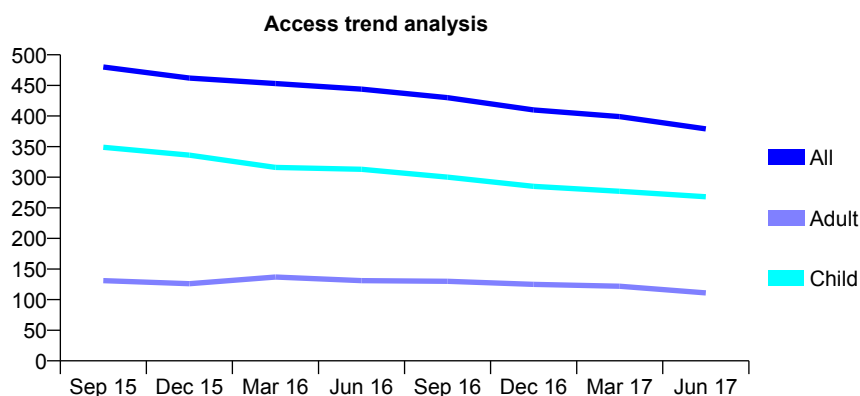
Q64 - Vital Signs At a Glance Contract Report for 308951/0001 - June 2017

Name or company name	MR DM MEDCALF
Contract type name	GDS Contract
Purpose of contract	General
Contract start date	01/04/2006
Contract end date	

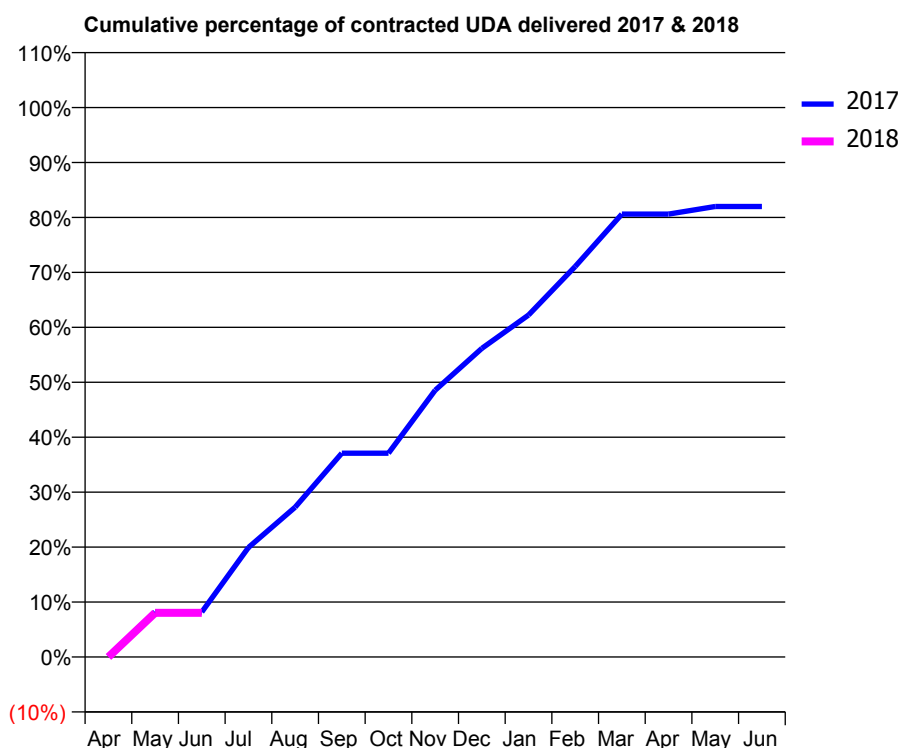
17/18 Contracted general activity (UDA)	723
Carry forward general activity (UDA)	0
17/18 Contracted orthodontic activity (UOA)	0
Carry forward orthodontic activity (UOA)	0
Baseline contract value	£15,267.44

ACCESS*

Patients seen in 24 months	Total	Change since previous quarter
Quarter ending June 2016	444	
Quarter ending September 2016	430	↓
Quarter ending December 2016	410	↓
Quarter ending March 2017	399	↓
Quarter ending June 2017	379	↓
Variance since June 2016	(14.6%)	↓



ACTIVITY



Adjusted Scheduled Activity (UDA)		
Month	2017	2018
April	1	0
May	59	58
June	59	58
July	144	
August	197	
September	268	
October	268	
November	351	
December	406	
January	450	
February	514	
March	583	
April	583	
May	593	
June	593	

QUALITY

	Quantity	Base Number	Contract	AT	Region	England
% of FP17s for the same patient ID Re-attending within 3 months - Children	0	50	0.0%	9.4%	11.6%	12.0%
% of FP17s for the same patient ID Re-attending within 3 months - Adults	0	8	0.0%	13.7%	15.9%	16.0%
% of FP17s for the same patient ID Re-attending between 3 & 9 months - Children	25	50	50.0%	61.9%	60.4%	58.0%
% of FP17s for the same patient ID Re-attending between 3 & 9 months - Adults	4	8	50.0%	52.9%	52.3%	50.9%
% of FP17s for Band 1 Urgent Courses	1	50	2.0%	8.1%	9.5%	9.1%
% of FP17s Relating to Free Repair or Replacements	0	50	0.0%	0.8%	0.7%	0.8%
% of FP17s Relating to Continuations	0	50	0.0%	1.0%	1.0%	1.1%
% of Patients satisfied with the dentistry they have received	0	0	N/A	92.0%	91.9%	91.7%
% of Patients satisfied with the time they had to wait for an appointment	0	0	N/A	88.2%	88.0%	88.0%

* This is based on patients treated on this contract for their most recent course of treatment. Figures in italics indicate the base number of FP17s or Patient Questionnaire responses are less than 100. N/A is shown where the base number of responses is less than 10 during the period. % is calculated as Quantity/Base number*100

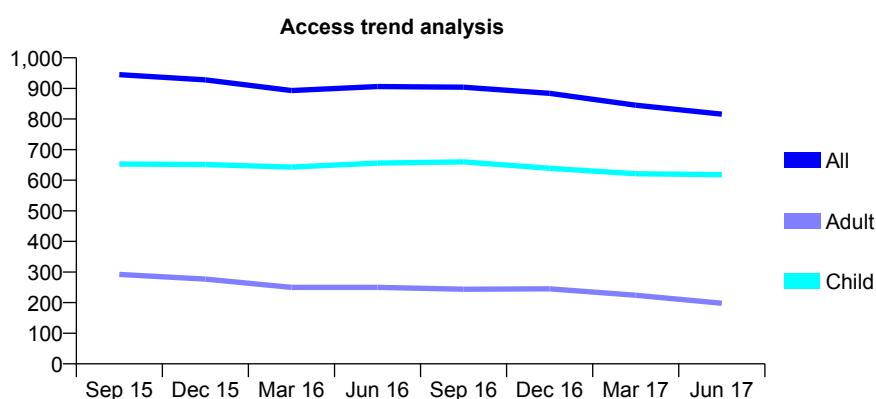
Q64 - Vital Signs At a Glance Contract Report for 320072/0001 - June 2017

Name or company name	Larkhall Dental Practice
Contract type name	GDS Contract
Purpose of contract	General
Contract start date	01/04/2006
Contract end date	

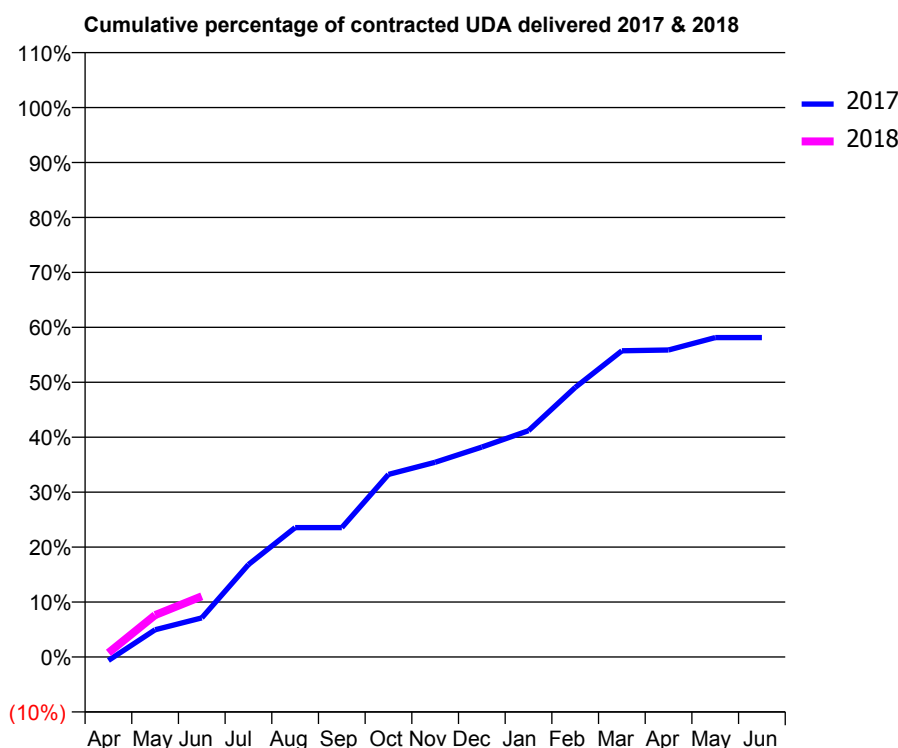
17/18 Contracted general activity (UDA)	2,630
Carry forward general activity (UDA)	0
17/18 Contracted orthodontic activity (UOA)	0
Carry forward orthodontic activity (UOA)	0
Baseline contract value	£83,398.43

ACCESS*

Patients seen in 24 months	Total	Change since previous quarter
Quarter ending June 2016	906	
Quarter ending September 2016	904	→
Quarter ending December 2016	884	↓
Quarter ending March 2017	845	↓
Quarter ending June 2017	816	↓
Variance since June 2016	(9.9%)	↓



ACTIVITY



Adjusted Scheduled Activity (UDA)		
Month	2017	2018
April	-17	20
May	131	201
June	188	291
July	442	
August	619	
September	619	
October	874	
November	932	
December	1,005	
January	1,083	
February	1,290	
March	1,466	
April	1,470	
May	1,529	
June	1,529	

QUALITY

	Quantity	Base Number	Contract	AT	Region	England
% of FP17s for the same patient ID Re-attending within 3 months - Children	4	198	2.0%	9.4%	11.6%	12.0%
% of FP17s for the same patient ID Re-attending within 3 months - Adults	3	34	8.8%	13.7%	15.9%	16.0%
% of FP17s for the same patient ID Re-attending between 3 & 9 months - Children	99	198	50.0%	61.9%	60.4%	58.0%
% of FP17s for the same patient ID Re-attending between 3 & 9 months - Adults	18	34	52.9%	52.9%	52.3%	50.9%
% of FP17s for Band 1 Urgent Courses	5	183	2.7%	8.1%	9.5%	9.1%
% of FP17s Relating to Free Repair or Replacements	0	183	0.0%	0.8%	0.7%	0.8%
% of FP17s Relating to Continuations	0	183	0.0%	1.0%	1.0%	1.1%
% of Patients satisfied with the dentistry they have received	1	1	N/A	92.0%	91.9%	91.7%
% of Patients satisfied with the time they had to wait for an appointment	1	1	N/A	88.2%	88.0%	88.0%

* This is based on patients treated on this contract for their most recent course of treatment. Figures in italics indicate the base number of FP17s or Patient Questionnaire responses are less than 100. N/A is shown where the base number of responses is less than 10 during the period. % is calculated as Quantity/Base number*100

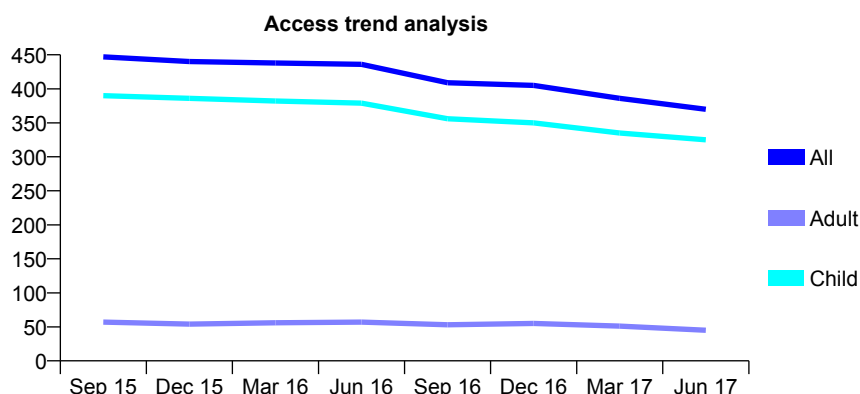
Q64 - Vital Signs At a Glance Contract Report for 325058/0001 - June 2017

Name or company name	MRS VL VAUGHAN
Contract type name	GDS Contract
Purpose of contract	General
Contract start date	01/04/2006
Contract end date	

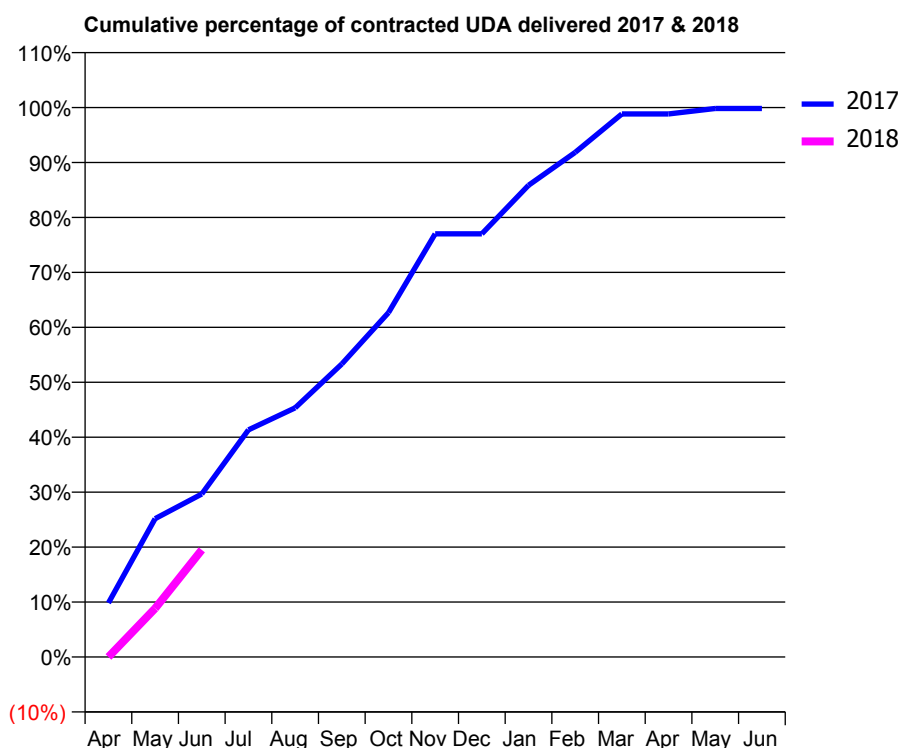
17/18 Contracted general activity (UDA)	600
Carry forward general activity (UDA)	0
17/18 Contracted orthodontic activity (UOA)	0
Carry forward orthodontic activity (UOA)	0
Baseline contract value	£15,846.23

ACCESS*

Patients seen in 24 months	Total	Change since previous quarter
Quarter ending June 2016	436	
Quarter ending September 2016	409	↓
Quarter ending December 2016	405	→
Quarter ending March 2017	386	↓
Quarter ending June 2017	370	↓
Variance since June 2016	(15.1%)	↓



ACTIVITY



Month	Adjusted Scheduled Activity (UDA)	
	2017	2018
April	59	0
May	151	53
June	178	117
July	248	
August	272	
September	320	
October	376	
November	462	
December	462	
January	515	
February	551	
March	593	
April	593	
May	599	
June	599	

QUALITY

	Quantity	Base Number	Contract	AT	Region	England
% of FP17s for the same patient ID Re-attending within 3 months - Children	3	82	3.7%	9.4%	11.6%	12.0%
% of FP17s for the same patient ID Re-attending within 3 months - Adults	0	3	0.0%	13.7%	15.9%	16.0%
% of FP17s for the same patient ID Re-attending between 3 & 9 months - Children	53	82	64.6%	61.9%	60.4%	58.0%
% of FP17s for the same patient ID Re-attending between 3 & 9 months - Adults	3	3	100.0%	52.9%	52.3%	50.9%
% of FP17s for Band 1 Urgent Courses	0	81	0.0%	8.1%	9.5%	9.1%
% of FP17s Relating to Free Repair or Replacements	0	81	0.0%	0.8%	0.7%	0.8%
% of FP17s Relating to Continuations	0	81	0.0%	1.0%	1.0%	1.1%
% of Patients satisfied with the dentistry they have received	0	0	N/A	92.0%	91.9%	91.7%
% of Patients satisfied with the time they had to wait for an appointment	0	0	N/A	88.2%	88.0%	88.0%

* This is based on patients treated on this contract for their most recent course of treatment. Figures in italics indicate the base number of FP17s or Patient Questionnaire responses are less than 100. N/A is shown where the base number of responses is less than 10 during the period. % is calculated as Quantity/Base number*100

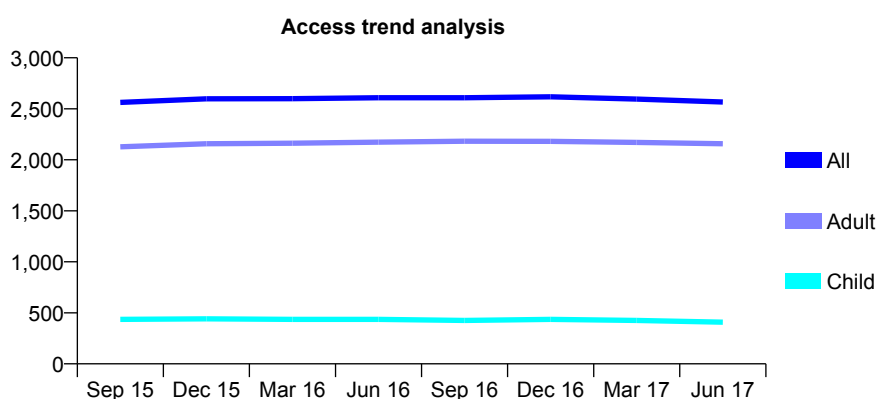
Q64 - Vital Signs At a Glance Contract Report for 325899/0001 - June 2017

Name or company name	MR ID STORRAR
Contract type name	GDS Contract
Purpose of contract	General
Contract start date	01/04/2006
Contract end date	

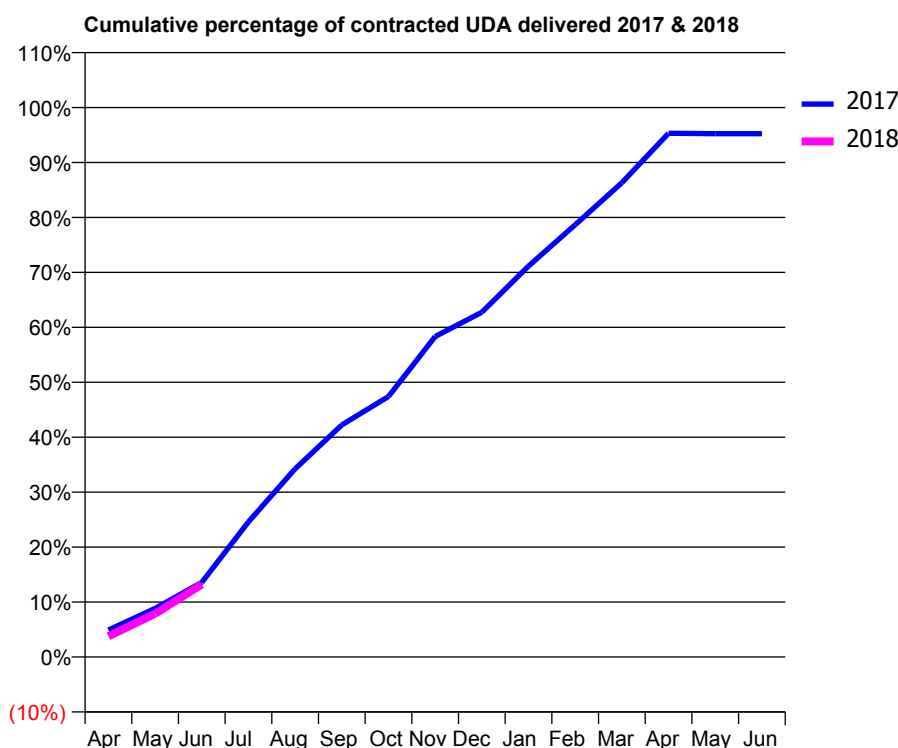
17/18 Contracted general activity (UDA)	7,900
Carry forward general activity (UDA)	0
17/18 Contracted orthodontic activity (UOA)	0
Carry forward orthodontic activity (UOA)	0
Baseline contract value	£163,821.35

ACCESS*

Patients seen in 24 months	Total	Change since previous quarter
Quarter ending June 2016	2,609	
Quarter ending September 2016	2,608	→
Quarter ending December 2016	2,617	→
Quarter ending March 2017	2,595	→
Quarter ending June 2017	2,567	↓
Variance since June 2016	(1.6%)	↓



ACTIVITY



Adjusted Scheduled Activity (UDA)		
Month	2017	2018
April	388	297
May	698	622
June	1,073	1,044
July	1,943	
August	2,707	
September	3,336	
October	3,744	
November	4,607	
December	4,957	
January	5,620	
February	6,214	
March	6,817	
April	7,529	
May	7,524	
June	7,524	

QUALITY

	Quantity	Base Number	Contract	AT	Region	England
% of FP17s for the same patient ID Re-attending within 3 months - Children	13	178	7.3%	9.4%	11.6%	12.0%
% of FP17s for the same patient ID Re-attending within 3 months - Adults	121	754	16.0%	13.7%	15.9%	16.0%
% of FP17s for the same patient ID Re-attending between 3 & 9 months - Children	115	178	64.6%	61.9%	60.4%	58.0%
% of FP17s for the same patient ID Re-attending between 3 & 9 months - Adults	405	754	53.7%	52.9%	52.3%	50.9%
% of FP17s for Band 1 Urgent Courses	39	547	7.1%	8.1%	9.5%	9.1%
% of FP17s Relating to Free Repair or Replacements	14	547	2.6%	0.8%	0.7%	0.8%
% of FP17s Relating to Continuations	10	547	1.8%	1.0%	1.0%	1.1%
% of Patients satisfied with the dentistry they have received	37	40	92.5%	92.0%	91.9%	91.7%
% of Patients satisfied with the time they had to wait for an appointment	36	40	90.0%	88.2%	88.0%	88.0%

* This is based on patients treated on this contract for their most recent course of treatment. Figures in italics indicate the base number of FP17s or Patient Questionnaire responses are less than 100. N/A is shown where the base number of responses is less than 10 during the period. % is calculated as Quantity/Base number*100

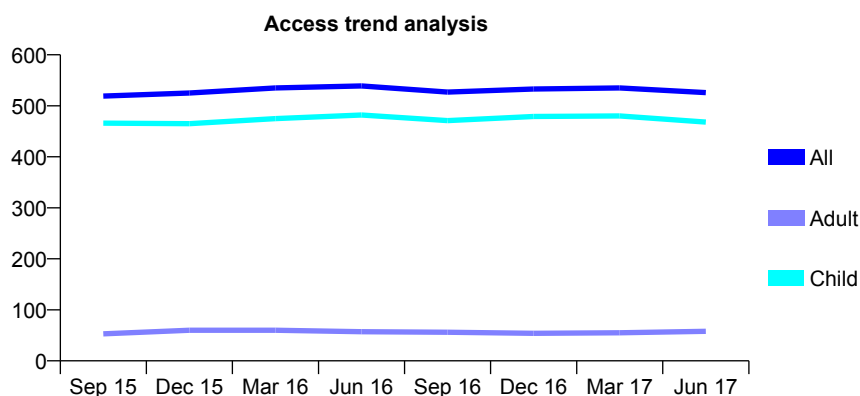
Q64 - Vital Signs At a Glance Contract Report for 334219/0001 - June 2017

Name or company name	MR NM HARRIS
Contract type name	GDS Contract
Purpose of contract	General
Contract start date	01/04/2006
Contract end date	

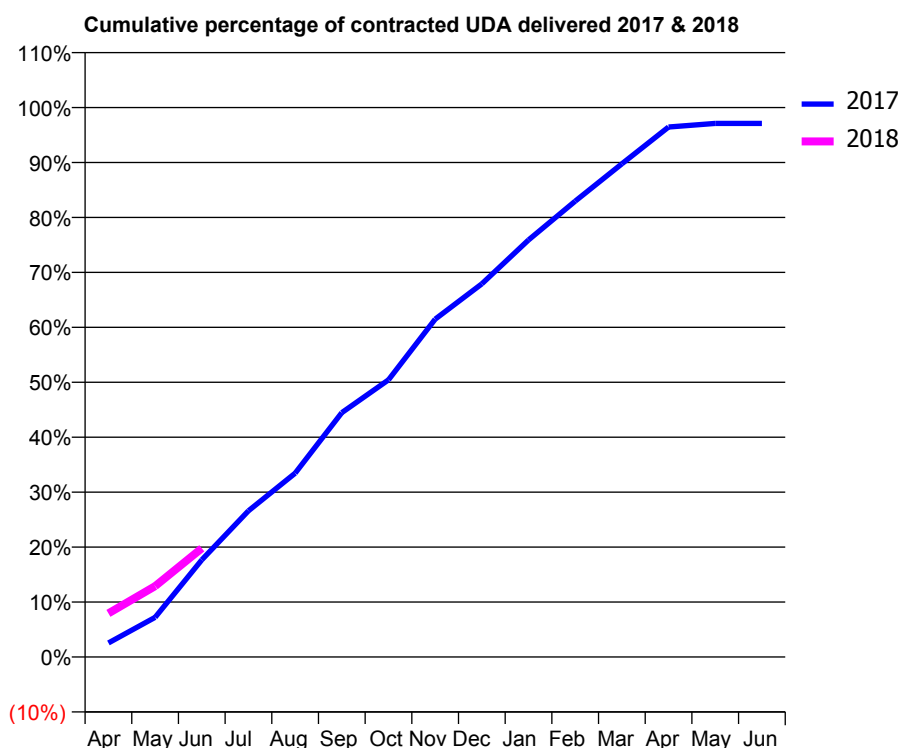
17/18 Contracted general activity (UDA)	1,850
Carry forward general activity (UDA)	0
17/18 Contracted orthodontic activity (UOA)	0
Carry forward orthodontic activity (UOA)	0
Baseline contract value	£61,477.35

ACCESS*

Patients seen in 24 months	Total	Change since previous quarter
Quarter ending June 2016	539	
Quarter ending September 2016	527	↓
Quarter ending December 2016	533	→
Quarter ending March 2017	535	→
Quarter ending June 2017	526	↓
Variance since June 2016	(2.4%)	↓



ACTIVITY



Adjusted Scheduled Activity (UDA)		
Month	2017	2018
April	47	147
May	133	239
June	327	366
July	492	
August	619	
September	823	
October	933	
November	1,138	
December	1,256	
January	1,404	
February	1,535	
March	1,660	
April	1,784	
May	1,796	
June	1,796	

QUALITY

	Quantity	Base Number	Contract	AT	Region	England
% of FP17s for the same patient ID Re-attending within 3 months - Children	16	251	6.4%	9.4%	11.6%	12.0%
% of FP17s for the same patient ID Re-attending within 3 months - Adults	0	7	0.0%	13.7%	15.9%	16.0%
% of FP17s for the same patient ID Re-attending between 3 & 9 months - Children	196	251	78.1%	61.9%	60.4%	58.0%
% of FP17s for the same patient ID Re-attending between 3 & 9 months - Adults	6	7	85.7%	52.9%	52.3%	50.9%
% of FP17s for Band 1 Urgent Courses	5	185	2.7%	8.1%	9.5%	9.1%
% of FP17s Relating to Free Repair or Replacements	0	185	0.0%	0.8%	0.7%	0.8%
% of FP17s Relating to Continuations	0	185	0.0%	1.0%	1.0%	1.1%
% of Patients satisfied with the dentistry they have received	2	2	N/A	92.0%	91.9%	91.7%
% of Patients satisfied with the time they had to wait for an appointment	2	2	N/A	88.2%	88.0%	88.0%

* This is based on patients treated on this contract for their most recent course of treatment. Figures in italics indicate the base number of FP17s or Patient Questionnaire responses are less than 100. N/A is shown where the base number of responses is less than 10 during the period. % is calculated as Quantity/Base number*100

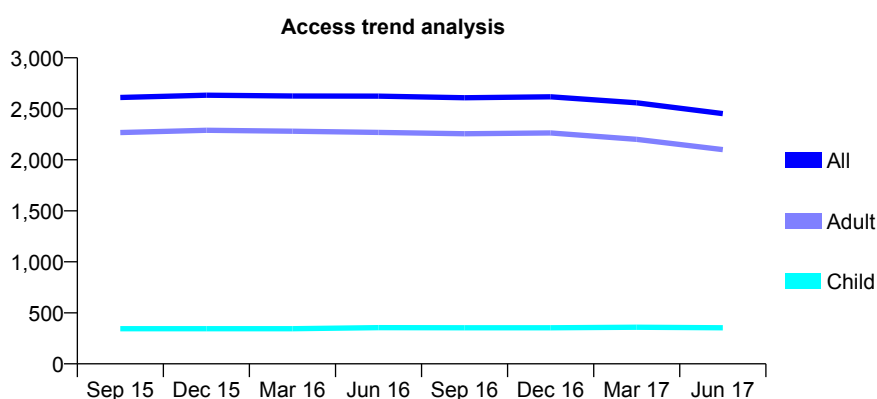
Q64 - Vital Signs At a Glance Contract Report for 335193/0001 - June 2017

Name or company name	MISS KJ TIMOTHY
Contract type name	GDS Contract
Purpose of contract	General
Contract start date	01/04/2006
Contract end date	

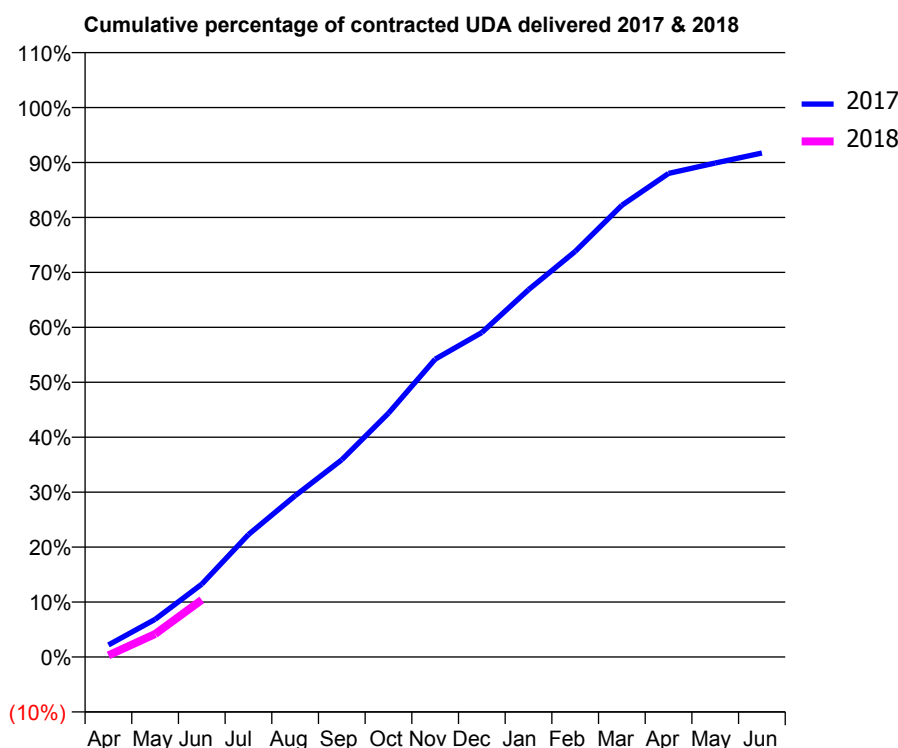
17/18 Contracted general activity (UDA)	6,535
Carry forward general activity (UDA)	0
17/18 Contracted orthodontic activity (UOA)	0
Carry forward orthodontic activity (UOA)	0
Baseline contract value	£187,371.10

ACCESS*

Patients seen in 24 months	Total	Change since previous quarter
Quarter ending June 2016	2,624	
Quarter ending September 2016	2,609	→
Quarter ending December 2016	2,618	→
Quarter ending March 2017	2,559	↓
Quarter ending June 2017	2,453	↓
Variance since June 2016	(6.5%)	↓



ACTIVITY



Adjusted Scheduled Activity (UDA)		
Month	2017	2018
April	143	20
May	447	273
June	867	680
July	1,457	
August	1,919	
September	2,347	
October	2,900	
November	3,542	
December	3,859	
January	4,368	
February	4,824	
March	5,372	
April	5,751	
May	5,875	
June	5,994	

QUALITY

	Quantity	Base Number	Contract	AT	Region	England
% of FP17s for the same patient ID Re-attending within 3 months - Children	12	119	10.1%	9.4%	11.6%	12.0%
% of FP17s for the same patient ID Re-attending within 3 months - Adults	75	586	12.8%	13.7%	15.9%	16.0%
% of FP17s for the same patient ID Re-attending between 3 & 9 months - Children	70	119	58.8%	61.9%	60.4%	58.0%
% of FP17s for the same patient ID Re-attending between 3 & 9 months - Adults	341	586	58.2%	52.9%	52.3%	50.9%
% of FP17s for Band 1 Urgent Courses	43	489	8.8%	8.1%	9.5%	9.1%
% of FP17s Relating to Free Repair or Replacements	4	489	0.8%	0.8%	0.7%	0.8%
% of FP17s Relating to Continuations	8	489	1.6%	1.0%	1.0%	1.1%
% of Patients satisfied with the dentistry they have received	4	5	N/A	92.0%	91.9%	91.7%
% of Patients satisfied with the time they had to wait for an appointment	5	5	N/A	88.2%	88.0%	88.0%

* This is based on patients treated on this contract for their most recent course of treatment. Figures in italics indicate the base number of FP17s or Patient Questionnaire responses are less than 100. N/A is shown where the base number of responses is less than 10 during the period. % is calculated as Quantity/Base number*100

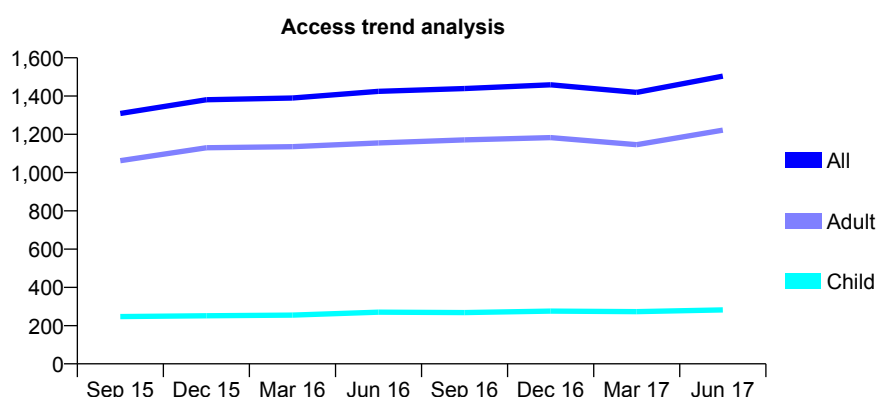
Q64 - Vital Signs At a Glance Contract Report for 335649/0001 - June 2017

Name or company name	MR GS SOLKER
Contract type name	GDS Contract
Purpose of contract	General
Contract start date	12/06/2006
Contract end date	

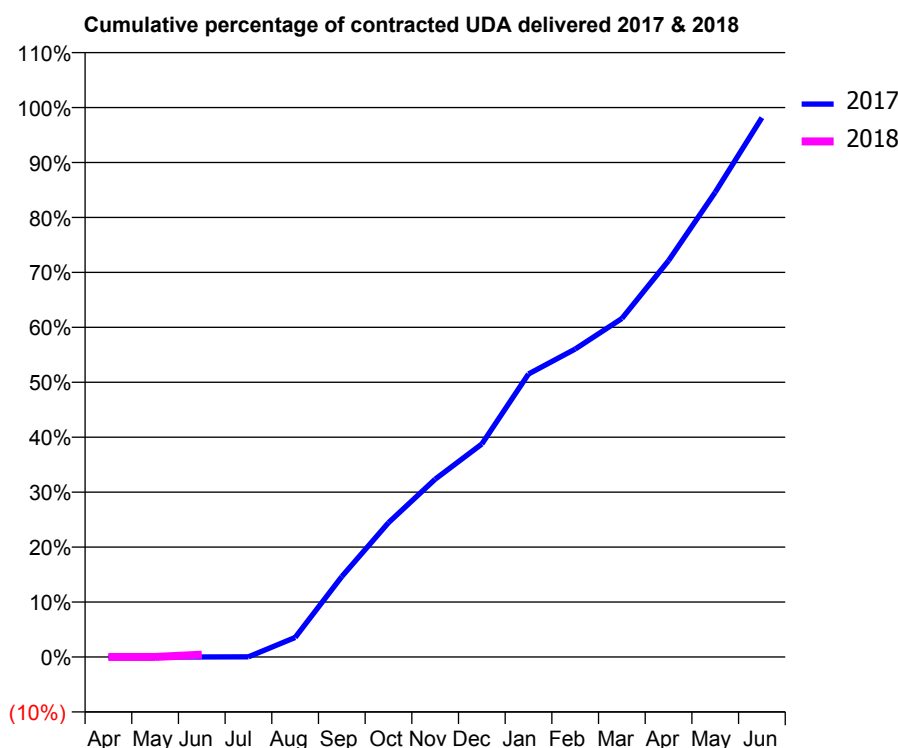
17/18 Contracted general activity (UDA)	3,861
Carry forward general activity (UDA)	0
17/18 Contracted orthodontic activity (UOA)	0
Carry forward orthodontic activity (UOA)	0
Baseline contract value	£88,377.04

ACCESS*

Patients seen in 24 months	Total	Change since previous quarter
Quarter ending June 2016	1,425	
Quarter ending September 2016	1,439	→
Quarter ending December 2016	1,459	→
Quarter ending March 2017	1,419	↓
Quarter ending June 2017	1,504	↑
Variance since June 2016	5.5%	↑



ACTIVITY



Adjusted Scheduled Activity (UDA)		
Month	2017	2018
April	0	0
May	0	0
June	0	16
July	1	
August	137	
September	565	
October	944	
November	1,250	
December	1,497	
January	1,989	
February	2,164	
March	2,378	
April	2,785	
May	3,265	
June	3,789	

QUALITY

	Quantity	Base Number	Contract	AT	Region	England
% of FP17s for the same patient ID Re-attending within 3 months - Children	3	93	3.2%	9.4%	11.6%	12.0%
% of FP17s for the same patient ID Re-attending within 3 months - Adults	26	431	6.0%	13.7%	15.9%	16.0%
% of FP17s for the same patient ID Re-attending between 3 & 9 months - Children	59	93	63.4%	61.9%	60.4%	58.0%
% of FP17s for the same patient ID Re-attending between 3 & 9 months - Adults	227	431	52.7%	52.9%	52.3%	50.9%
% of FP17s for Band 1 Urgent Courses	0	14	0.0%	8.1%	9.5%	9.1%
% of FP17s Relating to Free Repair or Replacements	0	14	0.0%	0.8%	0.7%	0.8%
% of FP17s Relating to Continuations	0	14	0.0%	1.0%	1.0%	1.1%
% of Patients satisfied with the dentistry they have received	7	7	N/A	92.0%	91.9%	91.7%
% of Patients satisfied with the time they had to wait for an appointment	6	7	N/A	88.2%	88.0%	88.0%

* This is based on patients treated on this contract for their most recent course of treatment. Figures in italics indicate the base number of FP17s or Patient Questionnaire responses are less than 100. N/A is shown where the base number of responses is less than 10 during the period. % is calculated as Quantity/Base number*100

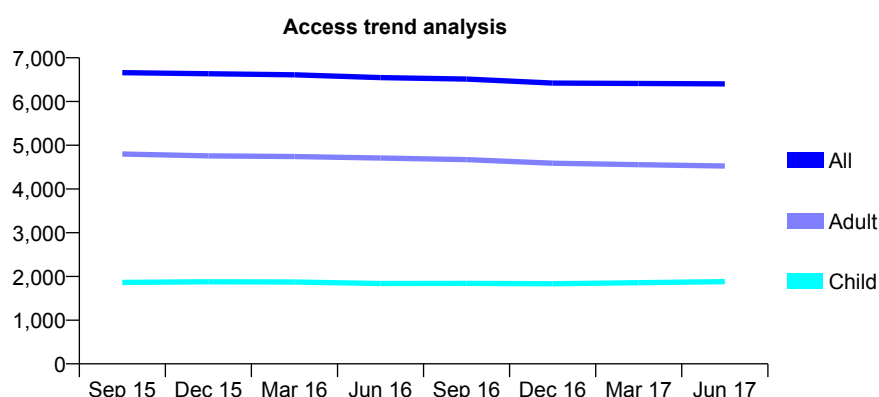
Q64 - Vital Signs At a Glance Contract Report for 344354/0001 - June 2017

Name or company name	MR CS FULLAWAY
Contract type name	GDS Contract
Purpose of contract	General
Contract start date	01/04/2006
Contract end date	

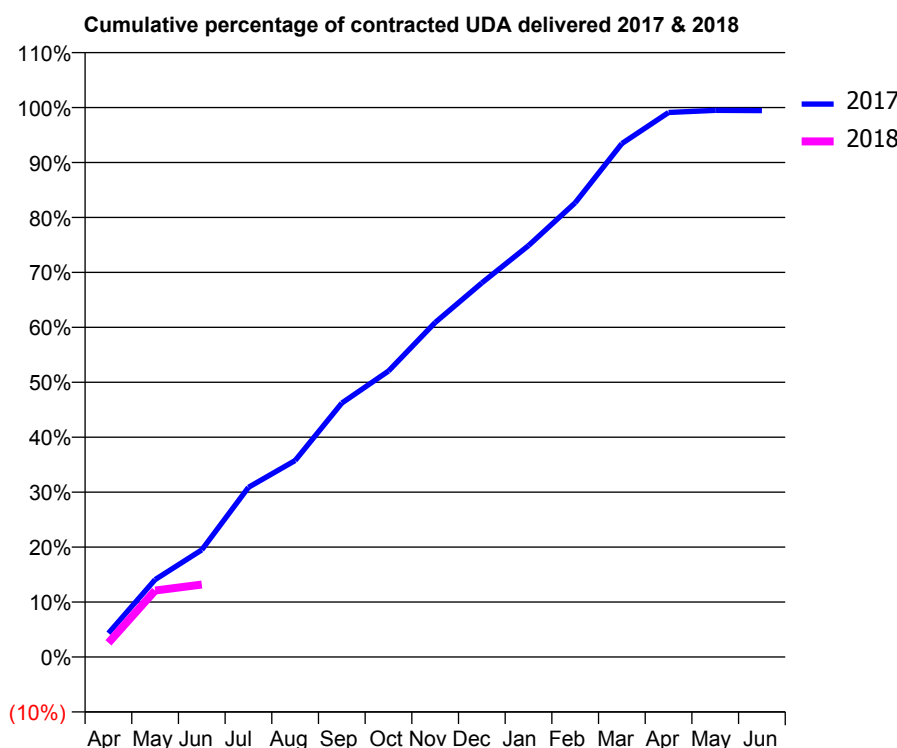
17/18 Contracted general activity (UDA)	12,742
Carry forward general activity (UDA)	0
17/18 Contracted orthodontic activity (UOA)	0
Carry forward orthodontic activity (UOA)	0
Baseline contract value	£340,572.81

ACCESS*

Patients seen in 24 months	Total	Change since previous quarter
Quarter ending June 2016	6,546	
Quarter ending September 2016	6,512	→
Quarter ending December 2016	6,423	↓
Quarter ending March 2017	6,413	→
Quarter ending June 2017	6,405	→
Variance since June 2016	(2.2%)	↓



ACTIVITY



Adjusted Scheduled Activity (UDA)		
Month	2017	2018
April	551	330
May	1,795	1,543
June	2,484	1,679
July	3,936	
August	4,555	
September	5,890	
October	6,631	
November	7,757	
December	8,675	
January	9,542	
February	10,533	
March	11,907	
April	12,627	
May	12,677	
June	12,671	

QUALITY

	Quantity	Base Number	Contract	AT	Region	England
% of FP17s for the same patient ID Re-attending within 3 months - Children	42	572	7.3%	9.4%	11.6%	12.0%
% of FP17s for the same patient ID Re-attending within 3 months - Adults	210	1,250	16.8%	13.7%	15.9%	16.0%
% of FP17s for the same patient ID Re-attending between 3 & 9 months - Children	275	572	48.1%	61.9%	60.4%	58.0%
% of FP17s for the same patient ID Re-attending between 3 & 9 months - Adults	567	1,250	45.4%	52.9%	52.3%	50.9%
% of FP17s for Band 1 Urgent Courses	132	1,028	12.8%	8.1%	9.5%	9.1%
% of FP17s Relating to Free Repair or Replacements	9	1,028	0.9%	0.8%	0.7%	0.8%
% of FP17s Relating to Continuations	14	1,028	1.4%	1.0%	1.0%	1.1%
% of Patients satisfied with the dentistry they have received	18	22	81.8%	92.0%	91.9%	91.7%
% of Patients satisfied with the time they had to wait for an appointment	16	22	72.7%	88.2%	88.0%	88.0%

* This is based on patients treated on this contract for their most recent course of treatment. Figures in italics indicate the base number of FP17s or Patient Questionnaire responses are less than 100. N/A is shown where the base number of responses is less than 10 during the period. % is calculated as Quantity/Base number*100

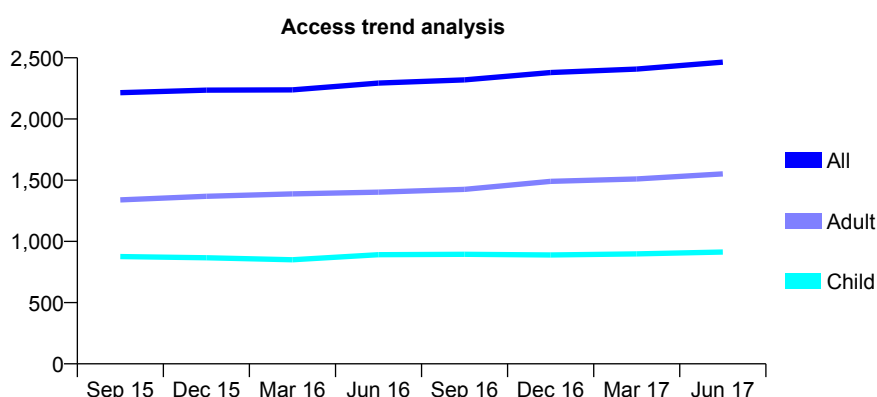
Q64 - Vital Signs At a Glance Contract Report for 354198/0001 - June 2017

Name or company name	MR F ABBASSIAN
Contract type name	GDS Contract
Purpose of contract	General
Contract start date	01/04/2006
Contract end date	

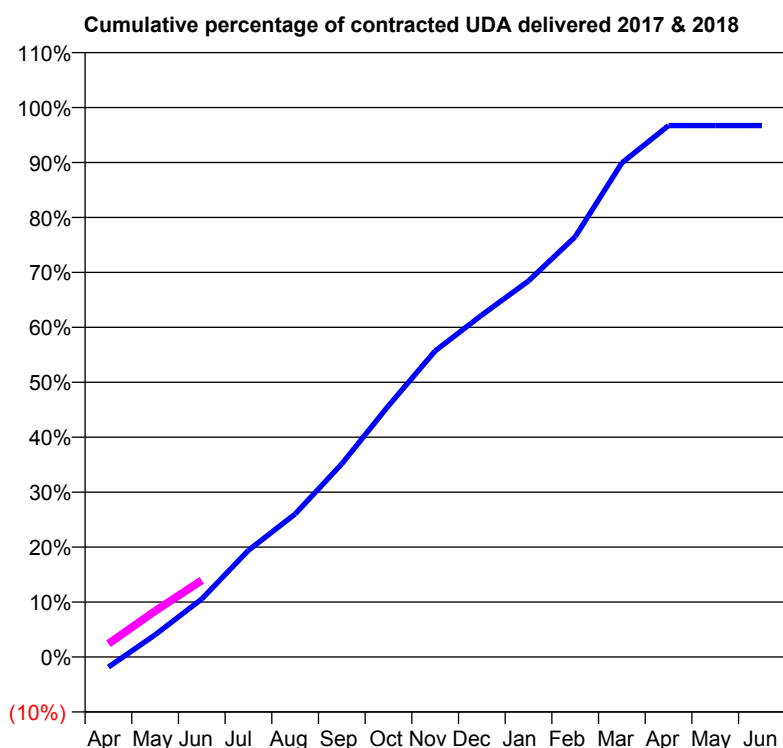
17/18 Contracted general activity (UDA)	8,643
Carry forward general activity (UDA)	0
17/18 Contracted orthodontic activity (UOA)	0
Carry forward orthodontic activity (UOA)	0
Baseline contract value	£212,525.48

ACCESS*

Patients seen in 24 months	Total	Change since previous quarter
Quarter ending June 2016	2,294	
Quarter ending September 2016	2,320	→
Quarter ending December 2016	2,380	↑
Quarter ending March 2017	2,408	→
Quarter ending June 2017	2,465	↑
Variance since June 2016	7.5%	↑



ACTIVITY



Adjusted Scheduled Activity (UDA)		
Month	2017	2018
April	-160	209
May	349	724
June	913	1,206
July	1,678	
August	2,249	
September	3,038	
October	3,952	
November	4,814	
December	5,380	
January	5,916	
February	6,611	
March	7,773	
April	8,359	
May	8,359	
June	8,359	

QUALITY

	Quantity	Base Number	Contract	AT	Region	England
% of FP17s for the same patient ID Re-attending within 3 months - Children	17	288	5.9%	9.4%	11.6%	12.0%
% of FP17s for the same patient ID Re-attending within 3 months - Adults	84	424	19.8%	13.7%	15.9%	16.0%
% of FP17s for the same patient ID Re-attending between 3 & 9 months - Children	166	288	57.6%	61.9%	60.4%	58.0%
% of FP17s for the same patient ID Re-attending between 3 & 9 months - Adults	164	424	38.7%	52.9%	52.3%	50.9%
% of FP17s for Band 1 Urgent Courses	82	568	14.4%	8.1%	9.5%	9.1%
% of FP17s Relating to Free Repair or Replacements	1	568	0.2%	0.8%	0.7%	0.8%
% of FP17s Relating to Continuations	10	568	1.8%	1.0%	1.0%	1.1%
% of Patients satisfied with the dentistry they have received	5	6	N/A	92.0%	91.9%	91.7%
% of Patients satisfied with the time they had to wait for an appointment	5	6	N/A	88.2%	88.0%	88.0%

* This is based on patients treated on this contract for their most recent course of treatment. Figures in italics indicate the base number of FP17s or Patient Questionnaire responses are less than 100. N/A is shown where the base number of responses is less than 10 during the period. % is calculated as Quantity/Base number*100

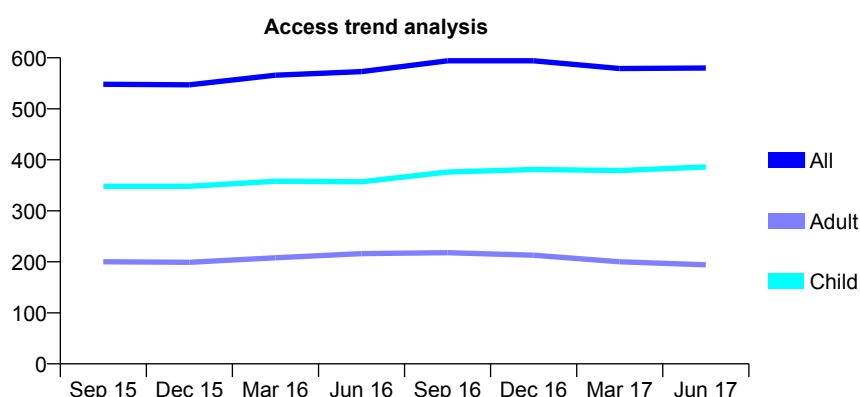
Q64 - Vital Signs At a Glance Contract Report for 354821/0001 - June 2017

Name or company name	MRS EM MARCHANT
Contract type name	GDS Contract
Purpose of contract	General
Contract start date	08/03/2010
Contract end date	

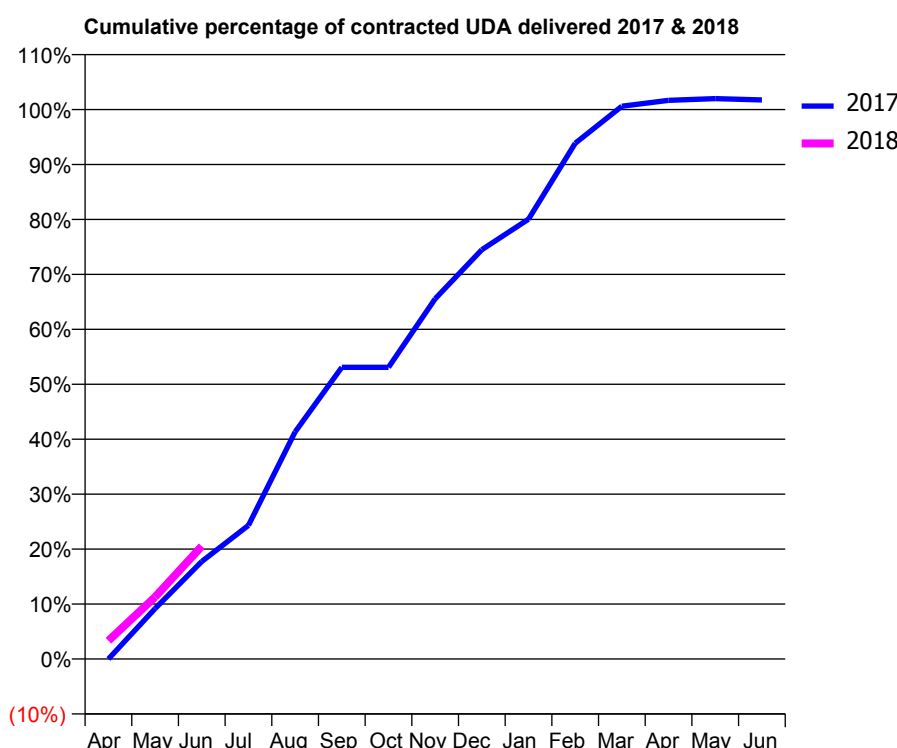
17/18 Contracted general activity (UDA)	1,319
Carry forward general activity (UDA)	0
17/18 Contracted orthodontic activity (UOA)	0
Carry forward orthodontic activity (UOA)	0
Baseline contract value	£27,673.85

ACCESS*

Patients seen in 24 months	Total	Change since previous quarter
Quarter ending June 2016	573	
Quarter ending September 2016	594	↑
Quarter ending December 2016	594	→
Quarter ending March 2017	579	↓
Quarter ending June 2017	580	→
Variance since June 2016	1.2%	→



ACTIVITY



Month	Adjusted Scheduled Activity (UDA)	
	2017	2018
April	0	44
May	121	149
June	234	271
July	321	
August	545	
September	700	
October	700	
November	865	
December	983	
January	1,056	
February	1,238	
March	1,327	
April	1,341	
May	1,345	
June	1,342	

QUALITY

	Quantity	Base Number	Contract	AT	Region	England
% of FP17s for the same patient ID Re-attending within 3 months - Children	6	142	4.2%	9.4%	11.6%	12.0%
% of FP17s for the same patient ID Re-attending within 3 months - Adults	4	35	11.4%	13.7%	15.9%	16.0%
% of FP17s for the same patient ID Re-attending between 3 & 9 months - Children	95	142	66.9%	61.9%	60.4%	58.0%
% of FP17s for the same patient ID Re-attending between 3 & 9 months - Adults	22	35	62.9%	52.9%	52.3%	50.9%
% of FP17s for Band 1 Urgent Courses	0	166	0.0%	8.1%	9.5%	9.1%
% of FP17s Relating to Free Repair or Replacements	0	166	0.0%	0.8%	0.7%	0.8%
% of FP17s Relating to Continuations	0	166	0.0%	1.0%	1.0%	1.1%
% of Patients satisfied with the dentistry they have received	3	3	N/A	92.0%	91.9%	91.7%
% of Patients satisfied with the time they had to wait for an appointment	3	3	N/A	88.2%	88.0%	88.0%

* This is based on patients treated on this contract for their most recent course of treatment. Figures in italics indicate the base number of FP17s or Patient Questionnaire responses are less than 100. N/A is shown where the base number of responses is less than 10 during the period. % is calculated as Quantity/Base number*100

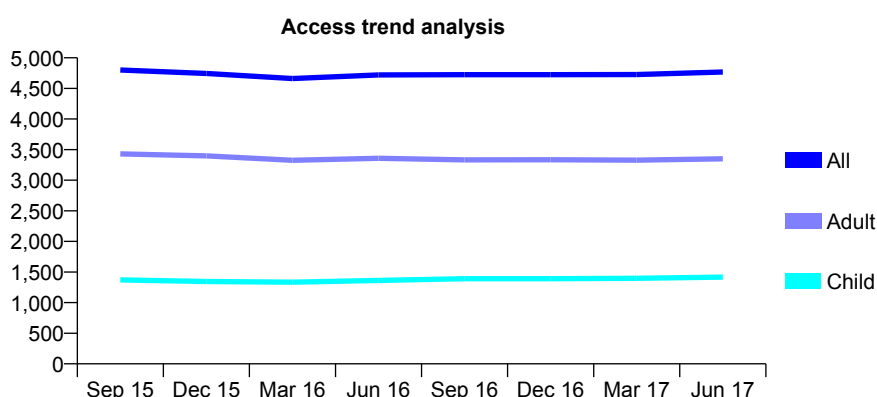
Q64 - Vital Signs At a Glance Contract Report for 363782/0001 - June 2017

Name or company name	MR UH OGUIKE
Contract type name	GDS Contract
Purpose of contract	General
Contract start date	01/10/2008
Contract end date	

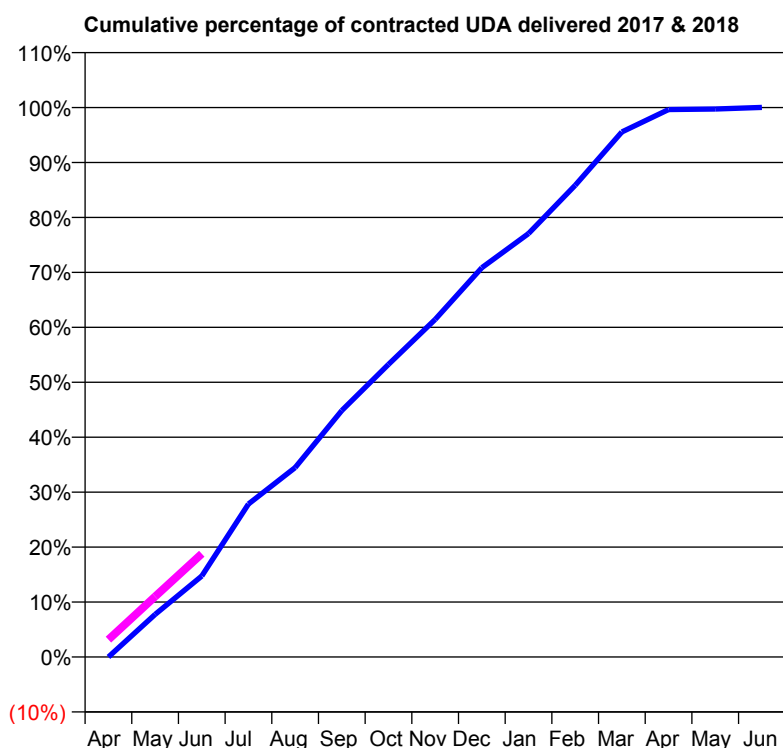
17/18 Contracted general activity (UDA)	13,465
Carry forward general activity (UDA)	0
17/18 Contracted orthodontic activity (UOA)	0
Carry forward orthodontic activity (UOA)	0
Baseline contract value	£317,118.29

ACCESS*

Patients seen in 24 months	Total	Change since previous quarter
Quarter ending June 2016	4,720	
Quarter ending September 2016	4,725	→
Quarter ending December 2016	4,725	→
Quarter ending March 2017	4,726	→
Quarter ending June 2017	4,767	→
Variance since June 2016	1.0%	→



ACTIVITY



Adjusted Scheduled Activity (UDA)		
Month	2017	2018
April	0	428
May	1,044	1,483
June	1,984	2,530
July	3,750	
August	4,643	
September	6,041	
October	7,170	
November	8,271	
December	9,539	
January	10,375	
February	11,558	
March	12,867	
April	13,415	
May	13,429	
June	13,467	

QUALITY

	Quantity	Base Number	Contract	AT	Region	England
% of FP17s for the same patient ID Re-attending within 3 months - Children	23	458	5.0%	9.4%	11.6%	12.0%
% of FP17s for the same patient ID Re-attending within 3 months - Adults	110	1,024	10.7%	13.7%	15.9%	16.0%
% of FP17s for the same patient ID Re-attending between 3 & 9 months - Children	278	458	60.7%	61.9%	60.4%	58.0%
% of FP17s for the same patient ID Re-attending between 3 & 9 months - Adults	559	1,024	54.6%	52.9%	52.3%	50.9%
% of FP17s for Band 1 Urgent Courses	57	1,197	4.8%	8.1%	9.5%	9.1%
% of FP17s Relating to Free Repair or Replacements	3	1,197	0.3%	0.8%	0.7%	0.8%
% of FP17s Relating to Continuations	18	1,197	1.5%	1.0%	1.0%	1.1%
% of Patients satisfied with the dentistry they have received	5	6	N/A	92.0%	91.9%	91.7%
% of Patients satisfied with the time they had to wait for an appointment	3	6	N/A	88.2%	88.0%	88.0%

* This is based on patients treated on this contract for their most recent course of treatment. Figures in italics indicate the base number of FP17s or Patient Questionnaire responses are less than 100. N/A is shown where the base number of responses is less than 10 during the period. % is calculated as Quantity/Base number*100

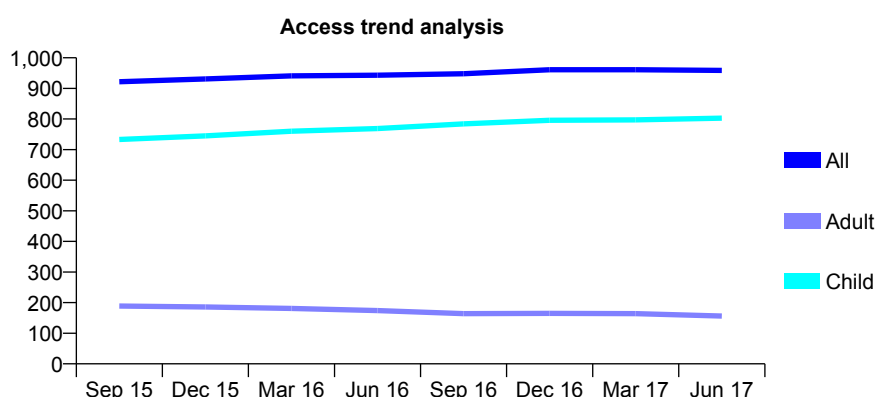
Q64 - Vital Signs At a Glance Contract Report for 386782/0001 - June 2017

Name or company name	MR AA REED
Contract type name	GDS Contract
Purpose of contract	General
Contract start date	01/04/2006
Contract end date	

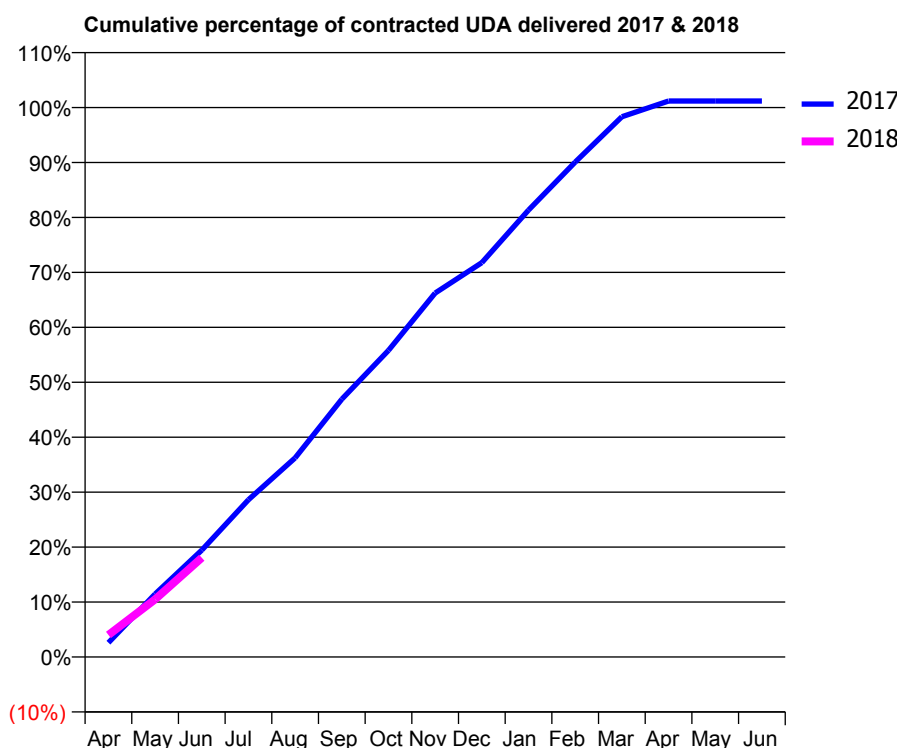
17/18 Contracted general activity (UDA)	2,000
Carry forward general activity (UDA)	0
17/18 Contracted orthodontic activity (UOA)	0
Carry forward orthodontic activity (UOA)	0
Baseline contract value	£42,391.32

ACCESS*

Patients seen in 24 months	Total	Change since previous quarter
Quarter ending June 2016	943	
Quarter ending September 2016	948	→
Quarter ending December 2016	961	→
Quarter ending March 2017	961	→
Quarter ending June 2017	959	→
Variance since June 2016	1.7%	→



ACTIVITY



Month	Adjusted Scheduled Activity (UDA)	
	2017	2018
April	52	80
May	229	210
June	389	361
July	573	
August	725	
September	939	
October	1,116	
November	1,325	
December	1,435	
January	1,627	
February	1,801	
March	1,966	
April	2,024	
May	2,024	
June	2,024	

QUALITY

	Quantity	Base Number	Contract	AT	Region	England
% of FP17s for the same patient ID Re-attending within 3 months - Children	9	199	4.5%	9.4%	11.6%	12.0%
% of FP17s for the same patient ID Re-attending within 3 months - Adults	3	38	7.9%	13.7%	15.9%	16.0%
% of FP17s for the same patient ID Re-attending between 3 & 9 months - Children	105	199	52.8%	61.9%	60.4%	58.0%
% of FP17s for the same patient ID Re-attending between 3 & 9 months - Adults	22	38	57.9%	52.9%	52.3%	50.9%
% of FP17s for Band 1 Urgent Courses	11	202	5.4%	8.1%	9.5%	9.1%
% of FP17s Relating to Free Repair or Replacements	0	202	0.0%	0.8%	0.7%	0.8%
% of FP17s Relating to Continuations	0	202	0.0%	1.0%	1.0%	1.1%
% of Patients satisfied with the dentistry they have received	0	0	N/A	92.0%	91.9%	91.7%
% of Patients satisfied with the time they had to wait for an appointment	0	0	N/A	88.2%	88.0%	88.0%

* This is based on patients treated on this contract for their most recent course of treatment. Figures in italics indicate the base number of FP17s or Patient Questionnaire responses are less than 100. N/A is shown where the base number of responses is less than 10 during the period. % is calculated as Quantity/Base number*100

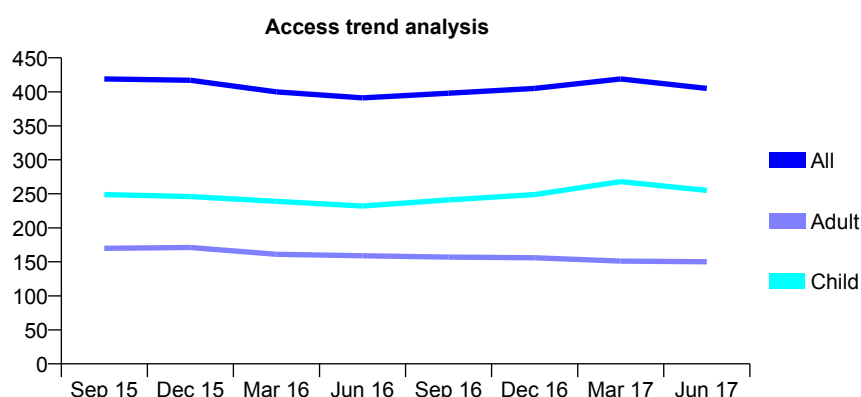
Q64 - Vital Signs At a Glance Contract Report for 559598/0001 - June 2017

Name or company name	MISS RA EVANS
Contract type name	GDS Contract
Purpose of contract	General
Contract start date	01/04/2006
Contract end date	

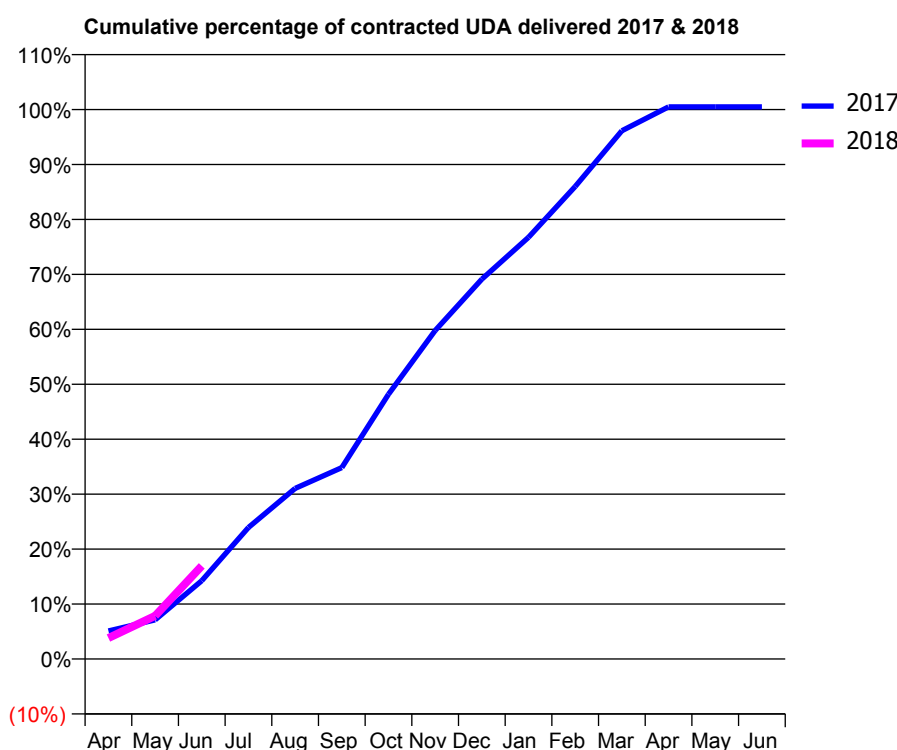
17/18 Contracted general activity (UDA)	900
Carry forward general activity (UDA)	0
17/18 Contracted orthodontic activity (UOA)	0
Carry forward orthodontic activity (UOA)	0
Baseline contract value	£23,773.13

ACCESS*

Patients seen in 24 months	Total	Change since previous quarter
Quarter ending June 2016	391	
Quarter ending September 2016	398	→
Quarter ending December 2016	405	→
Quarter ending March 2017	419	↑
Quarter ending June 2017	405	↓
Variance since June 2016	3.6%	↑



ACTIVITY



Month	Adjusted Scheduled Activity (UDA)	
	2017	2018
April	46	34
May	64	71
June	128	153
July	215	
August	279	
September	314	
October	434	
November	538	
December	622	
January	691	
February	774	
March	865	
April	904	
May	904	
June	904	

QUALITY

	Quantity	Base Number	Contract	AT	Region	England
% of FP17s for the same patient ID Re-attending within 3 months - Children	2	72	2.8%	9.4%	11.6%	12.0%
% of FP17s for the same patient ID Re-attending within 3 months - Adults	9	42	21.4%	13.7%	15.9%	16.0%
% of FP17s for the same patient ID Re-attending between 3 & 9 months - Children	27	72	37.5%	61.9%	60.4%	58.0%
% of FP17s for the same patient ID Re-attending between 3 & 9 months - Adults	23	42	54.8%	52.9%	52.3%	50.9%
% of FP17s for Band 1 Urgent Courses	3	91	3.3%	8.1%	9.5%	9.1%
% of FP17s Relating to Free Repair or Replacements	0	91	0.0%	0.8%	0.7%	0.8%
% of FP17s Relating to Continuations	2	91	2.2%	1.0%	1.0%	1.1%
% of Patients satisfied with the dentistry they have received	1	1	N/A	92.0%	91.9%	91.7%
% of Patients satisfied with the time they had to wait for an appointment	1	1	N/A	88.2%	88.0%	88.0%

* This is based on patients treated on this contract for their most recent course of treatment. Figures in italics indicate the base number of FP17s or Patient Questionnaire responses are less than 100. N/A is shown where the base number of responses is less than 10 during the period. % is calculated as Quantity/Base number*100

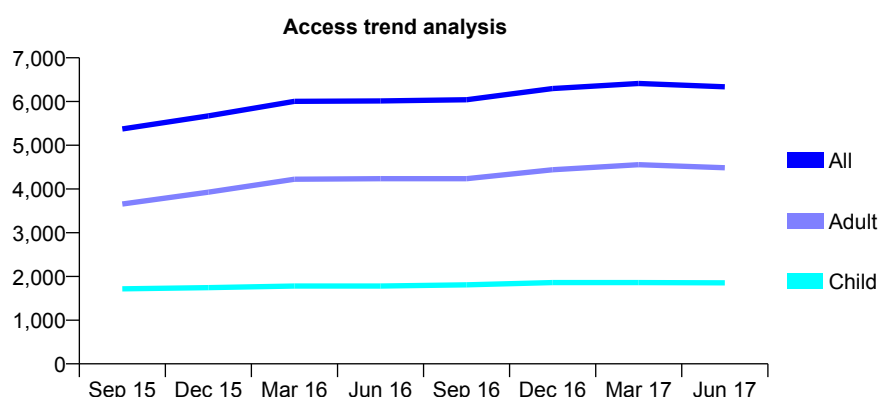
Q64 - Vital Signs At a Glance Contract Report for 564028/0001 - June 2017

Name or company name	MR DS BARKER
Contract type name	GDS Contract
Purpose of contract	General
Contract start date	01/04/2006
Contract end date	

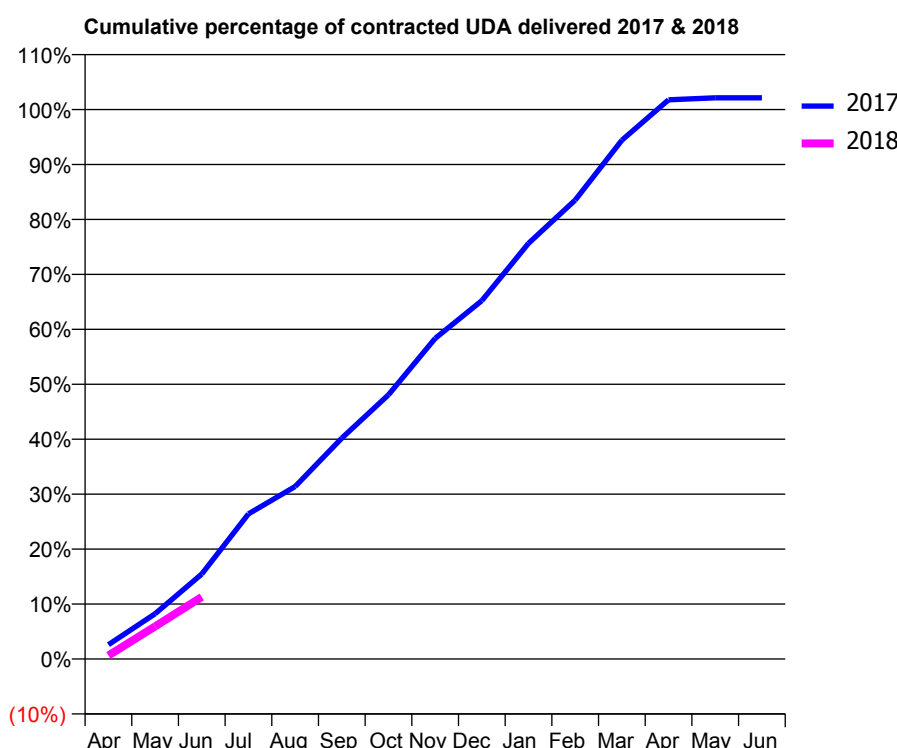
17/18 Contracted general activity (UDA)	16,372
Carry forward general activity (UDA)	0
17/18 Contracted orthodontic activity (UOA)	0
Carry forward orthodontic activity (UOA)	0
Baseline contract value	£421,655.09

ACCESS*

Patients seen in 24 months	Total	Change since previous quarter
Quarter ending June 2016	6,014	
Quarter ending September 2016	6,042	→
Quarter ending December 2016	6,298	↑
Quarter ending March 2017	6,413	→
Quarter ending June 2017	6,338	↓
Variance since June 2016	5.4%	↑



ACTIVITY



Adjusted Scheduled Activity (UDA)		
Month	2017	2018
April	426	103
May	1,348	971
June	2,533	1,850
July	4,325	
August	5,137	
September	6,580	
October	7,873	
November	9,553	
December	10,679	
January	12,385	
February	13,671	
March	15,458	
April	16,659	
May	16,719	
June	16,721	

QUALITY

	Quantity	Base Number	Contract	AT	Region	England
% of FP17s for the same patient ID Re-attending within 3 months - Children	38	458	8.3%	9.4%	11.6%	12.0%
% of FP17s for the same patient ID Re-attending within 3 months - Adults	85	895	9.5%	13.7%	15.9%	16.0%
% of FP17s for the same patient ID Re-attending between 3 & 9 months - Children	231	458	50.4%	61.9%	60.4%	58.0%
% of FP17s for the same patient ID Re-attending between 3 & 9 months - Adults	357	895	39.9%	52.9%	52.3%	50.9%
% of FP17s for Band 1 Urgent Courses	53	791	6.7%	8.1%	9.5%	9.1%
% of FP17s Relating to Free Repair or Replacements	0	791	0.0%	0.8%	0.7%	0.8%
% of FP17s Relating to Continuations	0	791	0.0%	1.0%	1.0%	1.1%
% of Patients satisfied with the dentistry they have received	26	30	86.7%	92.0%	91.9%	91.7%
% of Patients satisfied with the time they had to wait for an appointment	28	30	93.3%	88.2%	88.0%	88.0%

* This is based on patients treated on this contract for their most recent course of treatment. Figures in italics indicate the base number of FP17s or Patient Questionnaire responses are less than 100. N/A is shown where the base number of responses is less than 10 during the period. % is calculated as Quantity/Base number*100

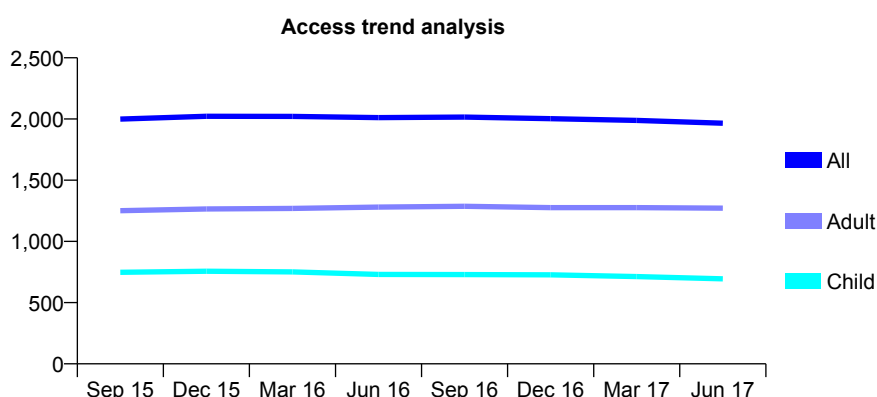
Q64 - Vital Signs At a Glance Contract Report for 573396/0001 - June 2017

Name or company name	MR JR THORNTON
Contract type name	GDS Contract
Purpose of contract	General
Contract start date	01/04/2006
Contract end date	

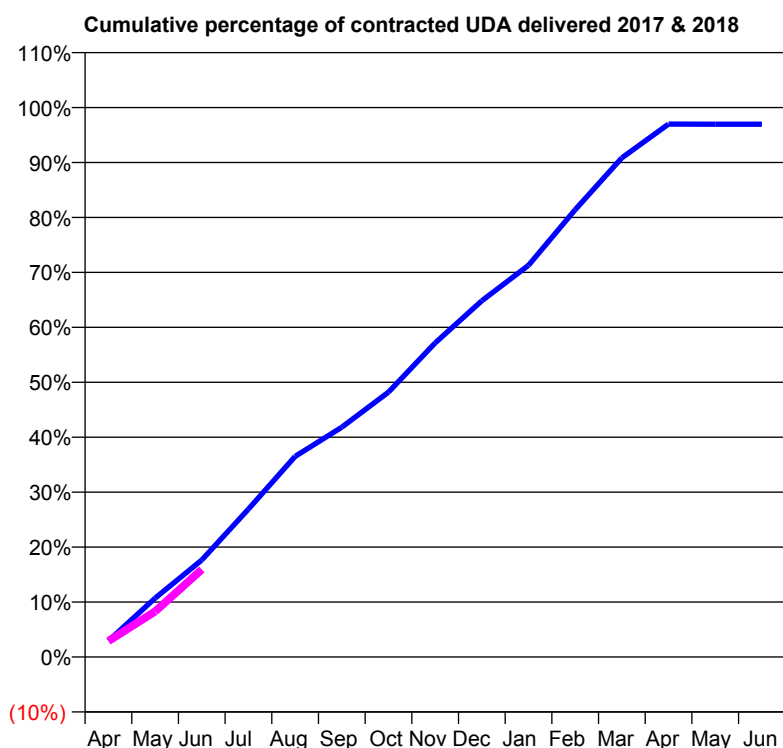
17/18 Contracted general activity (UDA)	5,500
Carry forward general activity (UDA)	0
17/18 Contracted orthodontic activity (UOA)	0
Carry forward orthodontic activity (UOA)	0
Baseline contract value	£120,219.48

ACCESS*

Patients seen in 24 months	Total	Change since previous quarter
Quarter ending June 2016	2,011	
Quarter ending September 2016	2,016	→
Quarter ending December 2016	2,003	→
Quarter ending March 2017	1,989	→
Quarter ending June 2017	1,966	↓
Variance since June 2016	(2.2%)	↓



ACTIVITY



Adjusted Scheduled Activity (UDA)		
Month	2017	2018
April	162	159
May	590	456
June	971	876
July	1,480	
August	2,007	
September	2,301	
October	2,652	
November	3,143	
December	3,566	
January	3,921	
February	4,477	
March	4,996	
April	5,334	
May	5,332	
June	5,332	

QUALITY

	Quantity	Base Number	Contract	AT	Region	England
% of FP17s for the same patient ID Re-attending within 3 months - Children	14	228	6.1%	9.4%	11.6%	12.0%
% of FP17s for the same patient ID Re-attending within 3 months - Adults	52	399	13.0%	13.7%	15.9%	16.0%
% of FP17s for the same patient ID Re-attending between 3 & 9 months - Children	137	228	60.1%	61.9%	60.4%	58.0%
% of FP17s for the same patient ID Re-attending between 3 & 9 months - Adults	204	399	51.1%	52.9%	52.3%	50.9%
% of FP17s for Band 1 Urgent Courses	14	489	2.9%	8.1%	9.5%	9.1%
% of FP17s Relating to Free Repair or Replacements	5	489	1.0%	0.8%	0.7%	0.8%
% of FP17s Relating to Continuations	0	489	0.0%	1.0%	1.0%	1.1%
% of Patients satisfied with the dentistry they have received	5	5	N/A	92.0%	91.9%	91.7%
% of Patients satisfied with the time they had to wait for an appointment	5	5	N/A	88.2%	88.0%	88.0%

* This is based on patients treated on this contract for their most recent course of treatment. Figures in italics indicate the base number of FP17s or Patient Questionnaire responses are less than 100. N/A is shown where the base number of responses is less than 10 during the period. % is calculated as Quantity/Base number*100

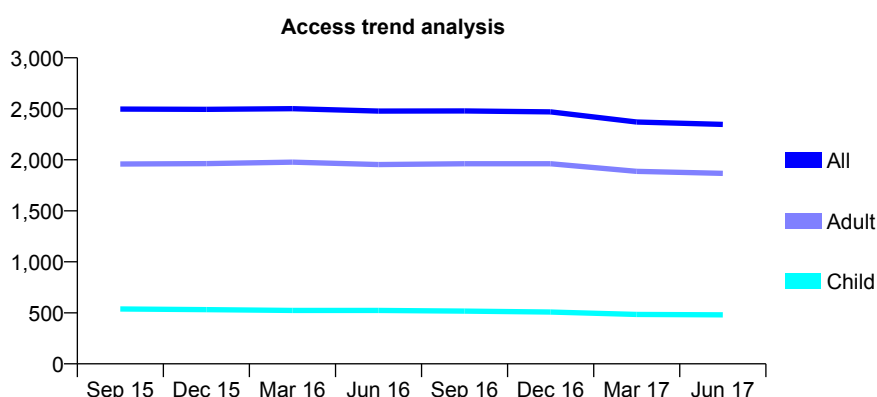
Q64 - Vital Signs At a Glance Contract Report for 573892/0001 - June 2017

Name or company name	MR JA SETON
Contract type name	GDS Contract
Purpose of contract	General
Contract start date	01/04/2006
Contract end date	

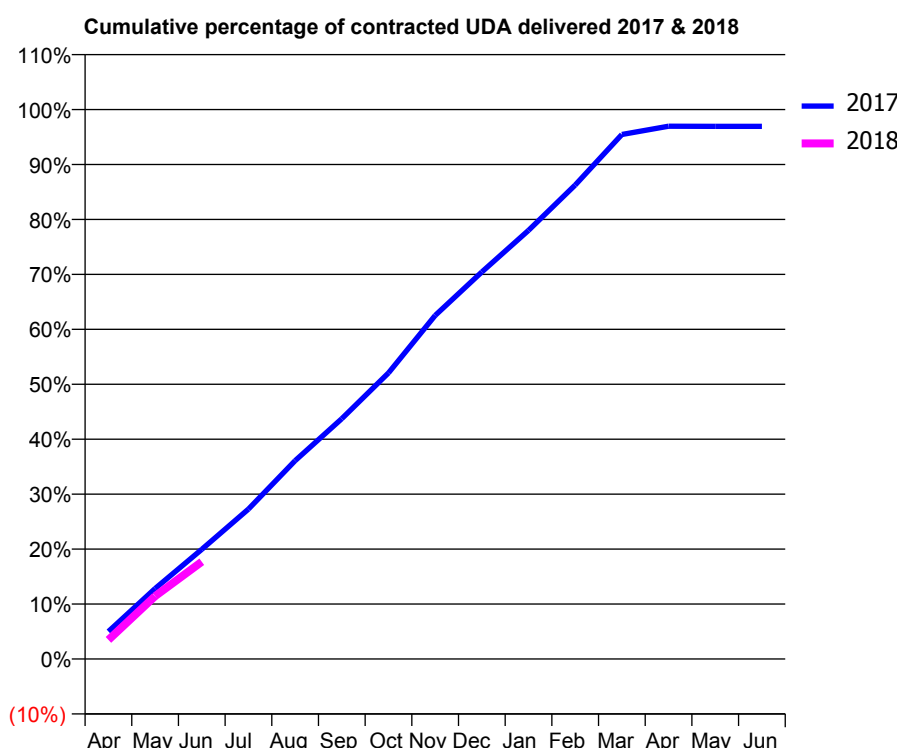
17/18 Contracted general activity (UDA)	7,618
Carry forward general activity (UDA)	0
17/18 Contracted orthodontic activity (UOA)	0
Carry forward orthodontic activity (UOA)	0
Baseline contract value	£156,552.40

ACCESS*

Patients seen in 24 months	Total	Change since previous quarter
Quarter ending June 2016	2,478	
Quarter ending September 2016	2,479	→
Quarter ending December 2016	2,470	→
Quarter ending March 2017	2,371	↓
Quarter ending June 2017	2,347	↓
Variance since June 2016	(5.3%)	↓



ACTIVITY



Adjusted Scheduled Activity (UDA)		
Month	2017	2018
April	382	265
May	976	872
June	1,520	1,348
July	2,079	
August	2,749	
September	3,333	
October	3,966	
November	4,764	
December	5,365	
January	5,943	
February	6,570	
March	7,273	
April	7,386	
May	7,384	
June	7,384	

QUALITY

	Quantity	Base Number	Contract	AT	Region	England
% of FP17s for the same patient ID Re-attending within 3 months - Children	10	170	5.9%	9.4%	11.6%	12.0%
% of FP17s for the same patient ID Re-attending within 3 months - Adults	60	648	9.3%	13.7%	15.9%	16.0%
% of FP17s for the same patient ID Re-attending between 3 & 9 months - Children	111	170	65.3%	61.9%	60.4%	58.0%
% of FP17s for the same patient ID Re-attending between 3 & 9 months - Adults	448	648	69.1%	52.9%	52.3%	50.9%
% of FP17s for Band 1 Urgent Courses	57	752	7.6%	8.1%	9.5%	9.1%
% of FP17s Relating to Free Repair or Replacements	7	752	0.9%	0.8%	0.7%	0.8%
% of FP17s Relating to Continuations	0	752	0.0%	1.0%	1.0%	1.1%
% of Patients satisfied with the dentistry they have received	11	11	100.0%	92.0%	91.9%	91.7%
% of Patients satisfied with the time they had to wait for an appointment	11	11	100.0%	88.2%	88.0%	88.0%

* This is based on patients treated on this contract for their most recent course of treatment. Figures in italics indicate the base number of FP17s or Patient Questionnaire responses are less than 100. N/A is shown where the base number of responses is less than 10 during the period. % is calculated as Quantity/Base number*100

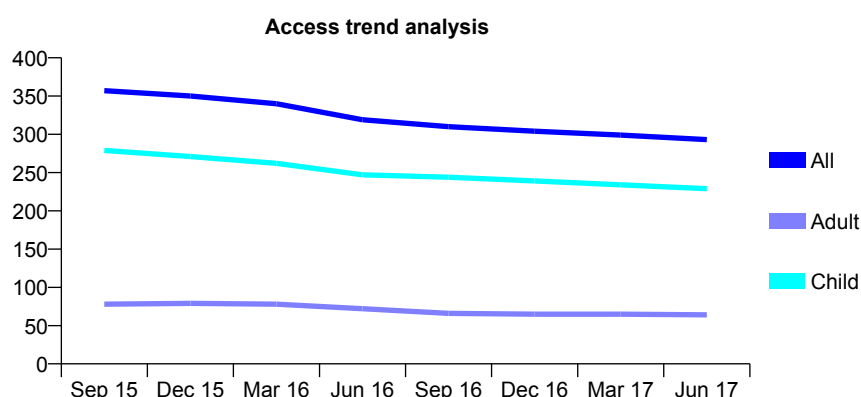
Q64 - Vital Signs At a Glance Contract Report for 620173/0001 - June 2017

Name or company name	MR JP MACAULAY
Contract type name	GDS Contract
Purpose of contract	General
Contract start date	01/04/2008
Contract end date	

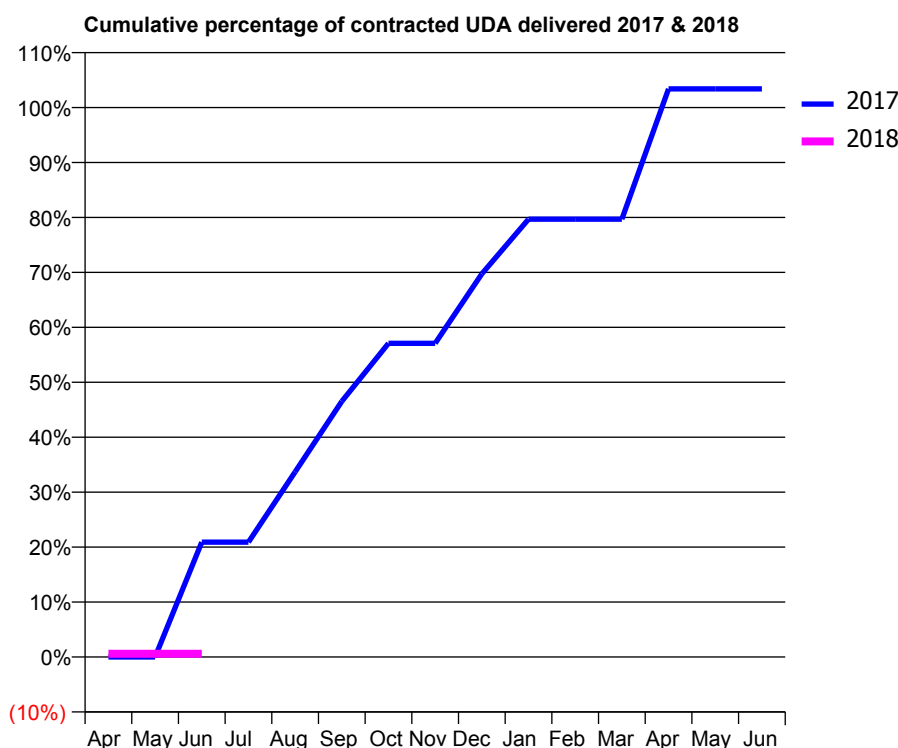
17/18 Contracted general activity (UDA)	502
Carry forward general activity (UDA)	0
17/18 Contracted orthodontic activity (UOA)	0
Carry forward orthodontic activity (UOA)	0
Baseline contract value	£10,600.63

ACCESS*

Patients seen in 24 months	Total	Change since previous quarter
Quarter ending June 2016	319	
Quarter ending September 2016	310	↓
Quarter ending December 2016	304	↓
Quarter ending March 2017	299	↓
Quarter ending June 2017	293	↓
Variance since June 2016	(8.2%)	↓



ACTIVITY



Month	Adjusted Scheduled Activity (UDA)	
	2017	2018
April	0	3
May	0	3
June	105	3
July	105	
August	169	
September	234	
October	287	
November	287	
December	350	
January	400	
February	400	
March	400	
April	519	
May	519	
June	519	

QUALITY

	Quantity	Base Number	Contract	AT	Region	England
% of FP17s for the same patient ID Re-attending within 3 months - Children	2	87	2.3%	9.4%	11.6%	12.0%
% of FP17s for the same patient ID Re-attending within 3 months - Adults	0	11	0.0%	13.7%	15.9%	16.0%
% of FP17s for the same patient ID Re-attending between 3 & 9 months - Children	57	87	65.5%	61.9%	60.4%	58.0%
% of FP17s for the same patient ID Re-attending between 3 & 9 months - Adults	8	11	72.7%	52.9%	52.3%	50.9%
% of FP17s for Band 1 Urgent Courses	0	3	0.0%	8.1%	9.5%	9.1%
% of FP17s Relating to Free Repair or Replacements	0	3	0.0%	0.8%	0.7%	0.8%
% of FP17s Relating to Continuations	0	3	0.0%	1.0%	1.0%	1.1%
% of Patients satisfied with the dentistry they have received	0	0	N/A	92.0%	91.9%	91.7%
% of Patients satisfied with the time they had to wait for an appointment	0	0	N/A	88.2%	88.0%	88.0%

* This is based on patients treated on this contract for their most recent course of treatment. Figures in italics indicate the base number of FP17s or Patient Questionnaire responses are less than 100. N/A is shown where the base number of responses is less than 10 during the period. % is calculated as Quantity/Base number*100

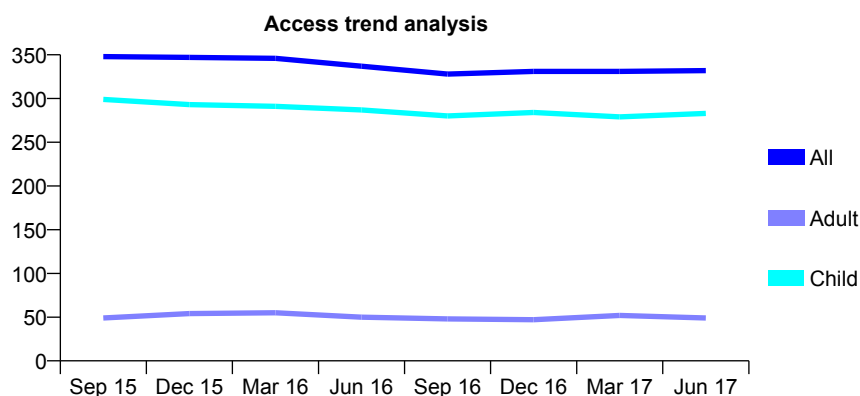
Q64 - Vital Signs At a Glance Contract Report for 623229/0001 - June 2017

Name or company name	MR PJ JAMES
Contract type name	GDS Contract
Purpose of contract	General
Contract start date	01/04/2006
Contract end date	

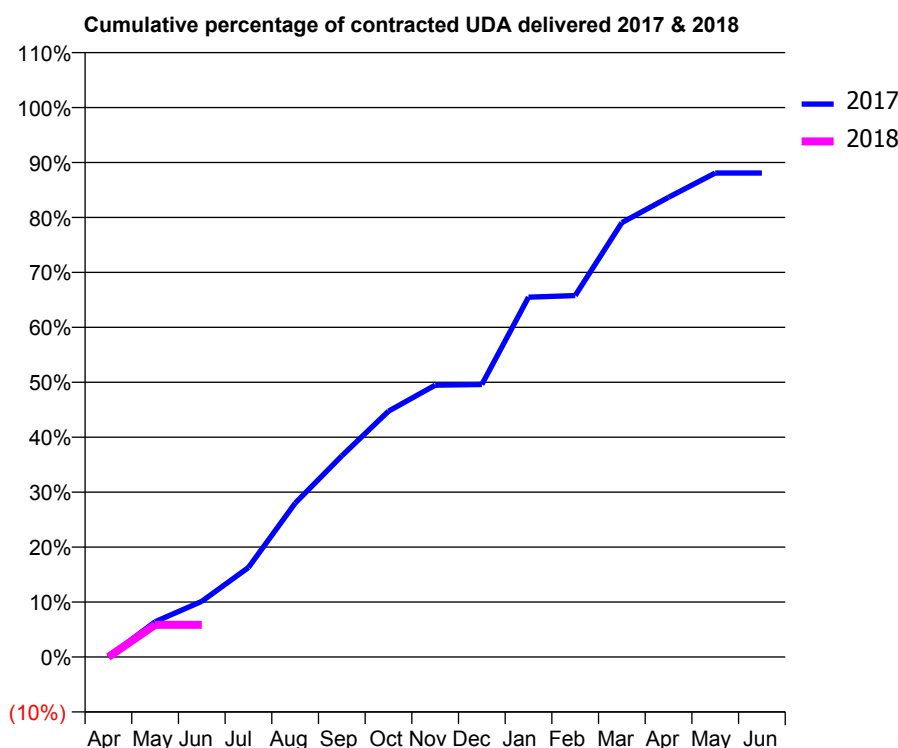
17/18 Contracted general activity (UDA)	700
Carry forward general activity (UDA)	0
17/18 Contracted orthodontic activity (UOA)	0
Carry forward orthodontic activity (UOA)	0
Baseline contract value	£17,382.83

ACCESS*

Patients seen in 24 months	Total	Change since previous quarter
Quarter ending June 2016	337	
Quarter ending September 2016	328	↓
Quarter ending December 2016	331	→
Quarter ending March 2017	331	→
Quarter ending June 2017	332	→
Variance since June 2016	(1.5%)	↓



ACTIVITY



Month	Adjusted Scheduled Activity (UDA)	
	2017	2018
April	0	0
May	45	41
June	71	41
July	114	
August	196	
September	256	
October	313	
November	346	
December	347	
January	458	
February	460	
March	553	
April	586	
May	617	
June	617	

QUALITY

	Quantity	Base Number	Contract	AT	Region	England
% of FP17s for the same patient ID Re-attending within 3 months - Children	7	65	10.8%	9.4%	11.6%	12.0%
% of FP17s for the same patient ID Re-attending within 3 months - Adults	0	3	0.0%	13.7%	15.9%	16.0%
% of FP17s for the same patient ID Re-attending between 3 & 9 months - Children	37	65	56.9%	61.9%	60.4%	58.0%
% of FP17s for the same patient ID Re-attending between 3 & 9 months - Adults	3	3	100.0%	52.9%	52.3%	50.9%
% of FP17s for Band 1 Urgent Courses	0	31	0.0%	8.1%	9.5%	9.1%
% of FP17s Relating to Free Repair or Replacements	0	31	0.0%	0.8%	0.7%	0.8%
% of FP17s Relating to Continuations	0	31	0.0%	1.0%	1.0%	1.1%
% of Patients satisfied with the dentistry they have received	0	0	N/A	92.0%	91.9%	91.7%
% of Patients satisfied with the time they had to wait for an appointment	0	0	N/A	88.2%	88.0%	88.0%

* This is based on patients treated on this contract for their most recent course of treatment. Figures in italics indicate the base number of FP17s or Patient Questionnaire responses are less than 100. N/A is shown where the base number of responses is less than 10 during the period. % is calculated as Quantity/Base number*100

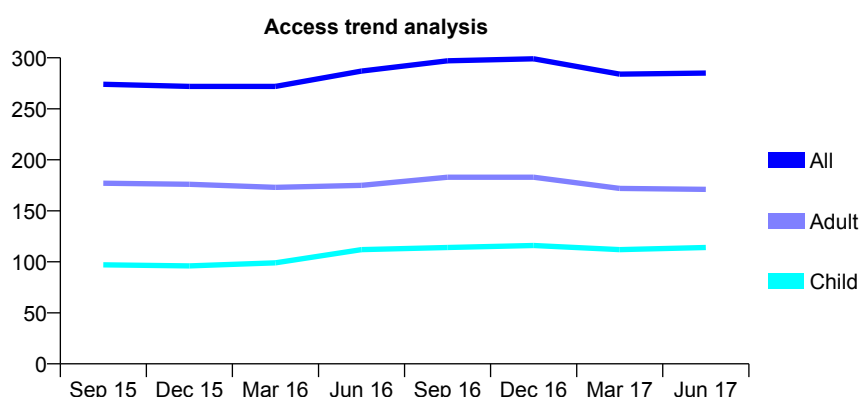
Q64 - Vital Signs At a Glance Contract Report for 630020/0001 - June 2017

Name or company name	MR RC BEVAN
Contract type name	GDS Contract
Purpose of contract	General
Contract start date	01/04/2006
Contract end date	

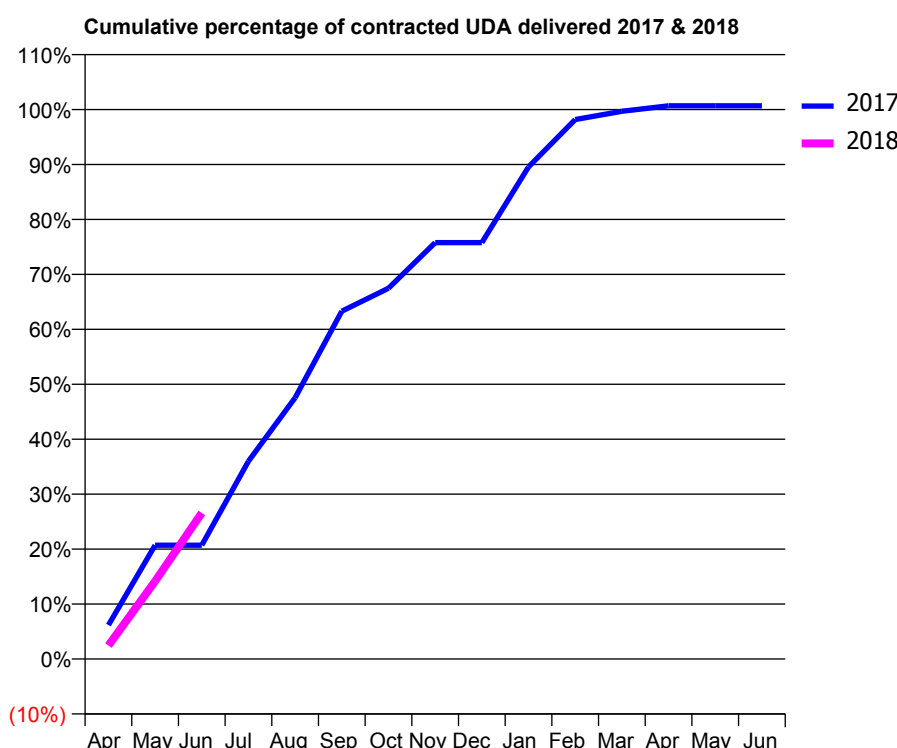
17/18 Contracted general activity (UDA)	737
Carry forward general activity (UDA)	0
17/18 Contracted orthodontic activity (UOA)	0
Carry forward orthodontic activity (UOA)	0
Baseline contract value	£18,798.61

ACCESS*

Patients seen in 24 months	Total	Change since previous quarter
Quarter ending June 2016	287	
Quarter ending September 2016	297	↑
Quarter ending December 2016	299	→
Quarter ending March 2017	284	↓
Quarter ending June 2017	285	→
Variance since June 2016	(0.7%)	→



ACTIVITY



Adjusted Scheduled Activity (UDA)		
Month	2017	2018
April	46	18
May	153	104
June	153	196
July	265	
August	350	
September	467	
October	497	
November	558	
December	558	
January	660	
February	724	
March	735	
April	742	
May	742	
June	742	

QUALITY

	Quantity	Base Number	Contract	AT	Region	England
% of FP17s for the same patient ID Re-attending within 3 months - Children	1	45	2.2%	9.4%	11.6%	12.0%
% of FP17s for the same patient ID Re-attending within 3 months - Adults	2	50	4.0%	13.7%	15.9%	16.0%
% of FP17s for the same patient ID Re-attending between 3 & 9 months - Children	21	45	46.7%	61.9%	60.4%	58.0%
% of FP17s for the same patient ID Re-attending between 3 & 9 months - Adults	28	50	56.0%	52.9%	52.3%	50.9%
% of FP17s for Band 1 Urgent Courses	5	90	5.6%	8.1%	9.5%	9.1%
% of FP17s Relating to Free Repair or Replacements	0	90	0.0%	0.8%	0.7%	0.8%
% of FP17s Relating to Continuations	0	90	0.0%	1.0%	1.0%	1.1%
% of Patients satisfied with the dentistry they have received	0	0	N/A	92.0%	91.9%	91.7%
% of Patients satisfied with the time they had to wait for an appointment	0	0	N/A	88.2%	88.0%	88.0%

* This is based on patients treated on this contract for their most recent course of treatment. Figures in italics indicate the base number of FP17s or Patient Questionnaire responses are less than 100. N/A is shown where the base number of responses is less than 10 during the period. % is calculated as Quantity/Base number*100

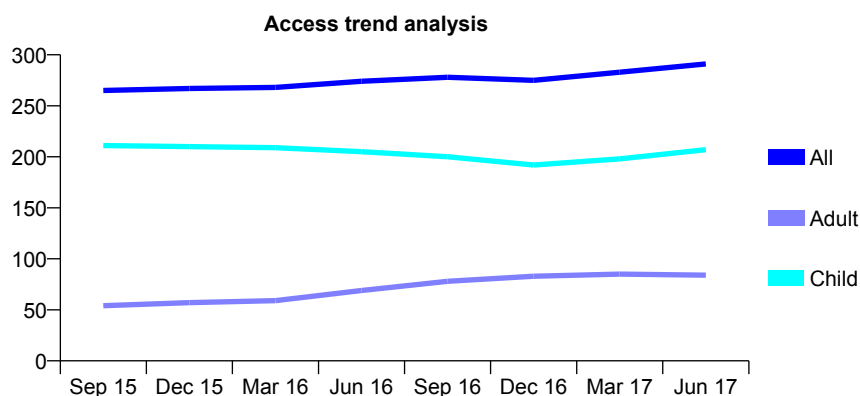
Q64 - Vital Signs At a Glance Contract Report for 630489/0003 - June 2017

Name or company name	MR CA DANNHAUSER
Contract type name	GDS Contract
Purpose of contract	General
Contract start date	01/04/2006
Contract end date	

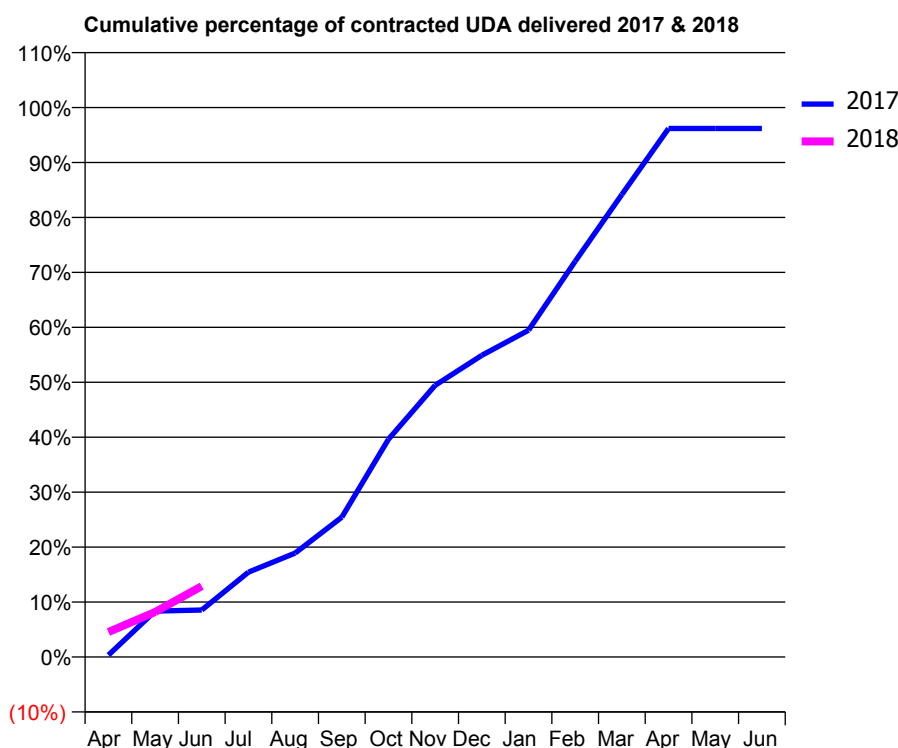
17/18 Contracted general activity (UDA)	550
Carry forward general activity (UDA)	0
17/18 Contracted orthodontic activity (UOA)	0
Carry forward orthodontic activity (UOA)	0
Baseline contract value	£12,493.45

ACCESS*

Patients seen in 24 months	Total	Change since previous quarter
Quarter ending June 2016	274	
Quarter ending September 2016	278	→
Quarter ending December 2016	275	↓
Quarter ending March 2017	283	↑
Quarter ending June 2017	291	↑
Variance since June 2016	6.2%	↑



ACTIVITY



Month	Adjusted Scheduled Activity (UDA)	
	2017	2018
April	2	25
May	46	45
June	47	71
July	85	
August	104	
September	140	
October	218	
November	272	
December	302	
January	327	
February	396	
March	463	
April	529	
May	529	
June	529	

QUALITY

	Quantity	Base Number	Contract	AT	Region	England
% of FP17s for the same patient ID Re-attending within 3 months - Children	2	78	2.6%	9.4%	11.6%	12.0%
% of FP17s for the same patient ID Re-attending within 3 months - Adults	0	13	0.0%	13.7%	15.9%	16.0%
% of FP17s for the same patient ID Re-attending between 3 & 9 months - Children	46	78	59.0%	61.9%	60.4%	58.0%
% of FP17s for the same patient ID Re-attending between 3 & 9 months - Adults	8	13	61.5%	52.9%	52.3%	50.9%
% of FP17s for Band 1 Urgent Courses	0	59	0.0%	8.1%	9.5%	9.1%
% of FP17s Relating to Free Repair or Replacements	0	59	0.0%	0.8%	0.7%	0.8%
% of FP17s Relating to Continuations	1	59	1.7%	1.0%	1.0%	1.1%
% of Patients satisfied with the dentistry they have received	0	0	N/A	92.0%	91.9%	91.7%
% of Patients satisfied with the time they had to wait for an appointment	0	0	N/A	88.2%	88.0%	88.0%

* This is based on patients treated on this contract for their most recent course of treatment. Figures in italics indicate the base number of FP17s or Patient Questionnaire responses are less than 100. N/A is shown where the base number of responses is less than 10 during the period. % is calculated as Quantity/Base number*100

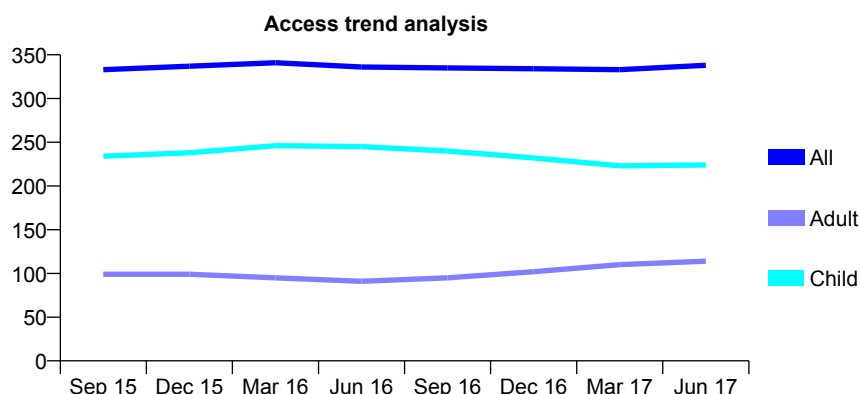
Q64 - Vital Signs At a Glance Contract Report for 632171/0001 - June 2017

Name or company name	MR CJ RUSHFORTH
Contract type name	GDS Contract
Purpose of contract	General
Contract start date	01/04/2006
Contract end date	

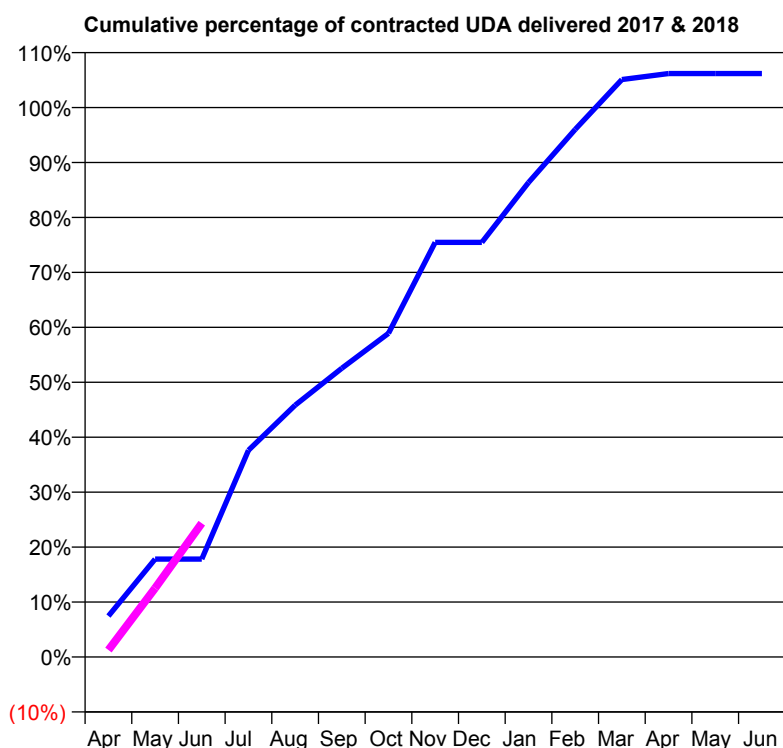
17/18 Contracted general activity (UDA)	550
Carry forward general activity (UDA)	0
17/18 Contracted orthodontic activity (UOA)	0
Carry forward orthodontic activity (UOA)	0
Baseline contract value	£15,678.16

ACCESS*

Patients seen in 24 months	Total	Change since previous quarter
Quarter ending June 2016	336	
Quarter ending September 2016	335	→
Quarter ending December 2016	334	→
Quarter ending March 2017	333	→
Quarter ending June 2017	338	→
Variance since June 2016	0.6%	→



ACTIVITY



Adjusted Scheduled Activity (UDA)		
Month	2017	2018
April	41	7
May	98	69
June	98	134
July	207	
August	252	
September	289	
October	324	
November	415	
December	415	
January	475	
February	528	
March	578	
April	584	
May	584	
June	584	

QUALITY

	Quantity	Base Number	Contract	AT	Region	England
% of FP17s for the same patient ID Re-attending within 3 months - Children	3	90	3.3%	9.4%	11.6%	12.0%
% of FP17s for the same patient ID Re-attending within 3 months - Adults	1	27	3.7%	13.7%	15.9%	16.0%
% of FP17s for the same patient ID Re-attending between 3 & 9 months - Children	51	90	56.7%	61.9%	60.4%	58.0%
% of FP17s for the same patient ID Re-attending between 3 & 9 months - Adults	14	27	51.9%	52.9%	52.3%	50.9%
% of FP17s for Band 1 Urgent Courses	0	110	0.0%	8.1%	9.5%	9.1%
% of FP17s Relating to Free Repair or Replacements	0	110	0.0%	0.8%	0.7%	0.8%
% of FP17s Relating to Continuations	0	110	0.0%	1.0%	1.0%	1.1%
% of Patients satisfied with the dentistry they have received	0	0	N/A	92.0%	91.9%	91.7%
% of Patients satisfied with the time they had to wait for an appointment	0	0	N/A	88.2%	88.0%	88.0%

* This is based on patients treated on this contract for their most recent course of treatment. Figures in italics indicate the base number of FP17s or Patient Questionnaire responses are less than 100. N/A is shown where the base number of responses is less than 10 during the period. % is calculated as Quantity/Base number*100

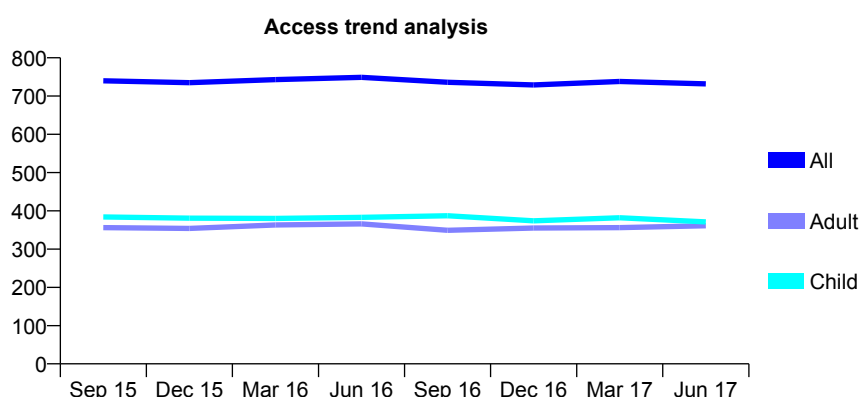
Q64 - Vital Signs At a Glance Contract Report for 636479/0001 - June 2017

Name or company name	MR MA SALIBA
Contract type name	GDS Contract
Purpose of contract	General
Contract start date	01/04/2006
Contract end date	

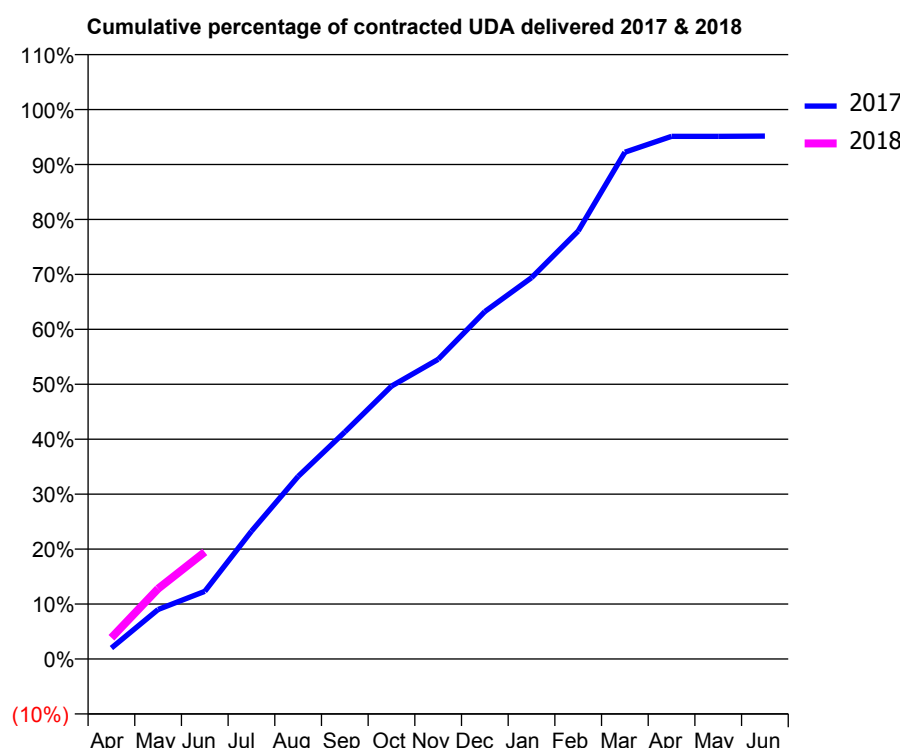
17/18 Contracted general activity (UDA)	2,500
Carry forward general activity (UDA)	0
17/18 Contracted orthodontic activity (UOA)	0
Carry forward orthodontic activity (UOA)	0
Baseline contract value	£68,558.95

ACCESS*

Patients seen in 24 months	Total	Change since previous quarter
Quarter ending June 2016	749	
Quarter ending September 2016	736	↓
Quarter ending December 2016	729	→
Quarter ending March 2017	738	→
Quarter ending June 2017	732	→
Variance since June 2016	(2.3%)	↓



ACTIVITY



Adjusted Scheduled Activity (UDA)		
Month	2017	2018
April	50	97
May	226	320
June	308	487
July	581	
August	831	
September	1,033	
October	1,242	
November	1,364	
December	1,581	
January	1,735	
February	1,947	
March	2,306	
April	2,378	
May	2,378	
June	2,379	

QUALITY

	Quantity	Base Number	Contract	AT	Region	England
% of FP17s for the same patient ID Re-attending within 3 months - Children	24	133	18.0%	9.4%	11.6%	12.0%
% of FP17s for the same patient ID Re-attending within 3 months - Adults	22	115	19.1%	13.7%	15.9%	16.0%
% of FP17s for the same patient ID Re-attending between 3 & 9 months - Children	86	133	64.7%	61.9%	60.4%	58.0%
% of FP17s for the same patient ID Re-attending between 3 & 9 months - Adults	66	115	57.4%	52.9%	52.3%	50.9%
% of FP17s for Band 1 Urgent Courses	4	214	1.9%	8.1%	9.5%	9.1%
% of FP17s Relating to Free Repair or Replacements	3	214	1.4%	0.8%	0.7%	0.8%
% of FP17s Relating to Continuations	1	214	0.5%	1.0%	1.0%	1.1%
% of Patients satisfied with the dentistry they have received	3	3	N/A	92.0%	91.9%	91.7%
% of Patients satisfied with the time they had to wait for an appointment	3	3	N/A	88.2%	88.0%	88.0%

* This is based on patients treated on this contract for their most recent course of treatment. Figures in italics indicate the base number of FP17s or Patient Questionnaire responses are less than 100. N/A is shown where the base number of responses is less than 10 during the period. % is calculated as Quantity/Base number*100

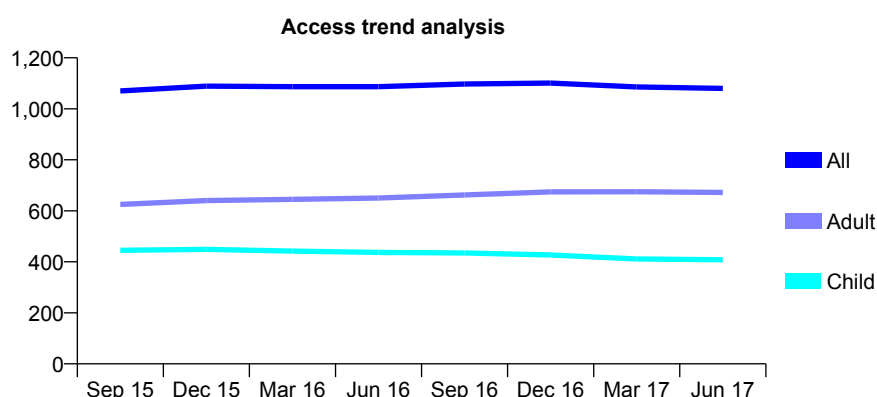
Q64 - Vital Signs At a Glance Contract Report for 636975/0001 - June 2017

Name or company name	MR PS SMITHSON
Contract type name	GDS Contract
Purpose of contract	General
Contract start date	01/04/2006
Contract end date	

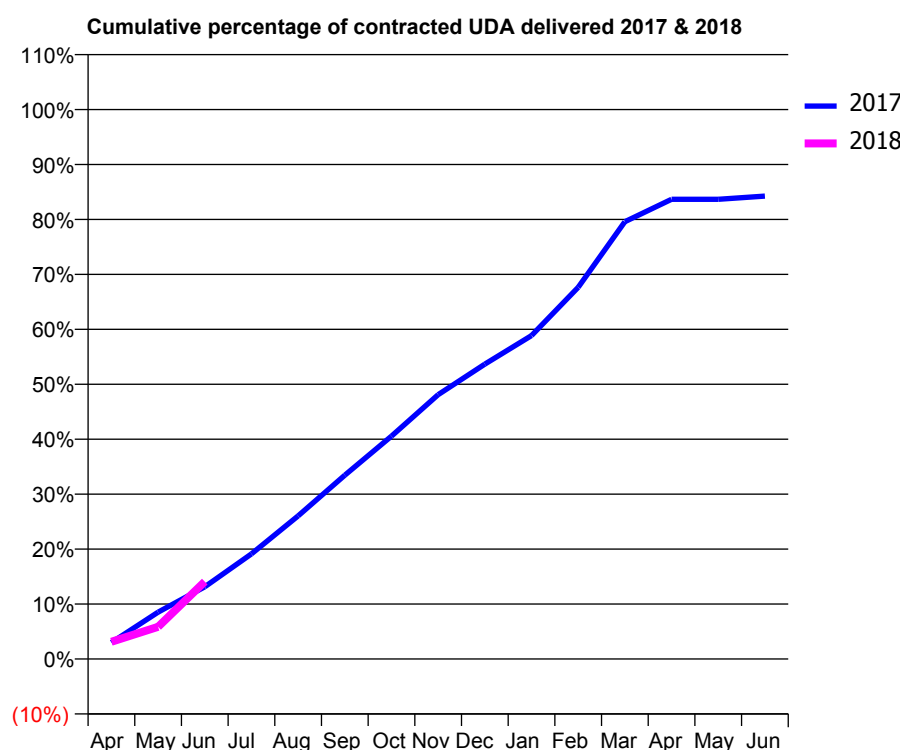
17/18 Contracted general activity (UDA)	3,666
Carry forward general activity (UDA)	0
17/18 Contracted orthodontic activity (UOA)	0
Carry forward orthodontic activity (UOA)	0
Baseline contract value	£83,592.15

ACCESS*

Patients seen in 24 months	Total	Change since previous quarter
Quarter ending June 2016	1,087	
Quarter ending September 2016	1,097	→
Quarter ending December 2016	1,101	→
Quarter ending March 2017	1,086	↓
Quarter ending June 2017	1,080	→
Variance since June 2016	(0.6%)	→



ACTIVITY



Adjusted Scheduled Activity (UDA)		
Month	2017	2018
April	110	115
May	312	214
June	481	517
July	701	
August	955	
September	1,226	
October	1,487	
November	1,763	
December	1,967	
January	2,158	
February	2,480	
March	2,918	
April	3,067	
May	3,067	
June	3,088	

QUALITY

	Quantity	Base Number	Contract	AT	Region	England
% of FP17s for the same patient ID Re-attending within 3 months - Children	13	157	8.3%	9.4%	11.6%	12.0%
% of FP17s for the same patient ID Re-attending within 3 months - Adults	19	174	10.9%	13.7%	15.9%	16.0%
% of FP17s for the same patient ID Re-attending between 3 & 9 months - Children	69	157	43.9%	61.9%	60.4%	58.0%
% of FP17s for the same patient ID Re-attending between 3 & 9 months - Adults	103	174	59.2%	52.9%	52.3%	50.9%
% of FP17s for Band 1 Urgent Courses	4	266	1.5%	8.1%	9.5%	9.1%
% of FP17s Relating to Free Repair or Replacements	1	266	0.4%	0.8%	0.7%	0.8%
% of FP17s Relating to Continuations	0	266	0.0%	1.0%	1.0%	1.1%
% of Patients satisfied with the dentistry they have received	5	7	N/A	92.0%	91.9%	91.7%
% of Patients satisfied with the time they had to wait for an appointment	6	7	N/A	88.2%	88.0%	88.0%

* This is based on patients treated on this contract for their most recent course of treatment. Figures in italics indicate the base number of FP17s or Patient Questionnaire responses are less than 100. N/A is shown where the base number of responses is less than 10 during the period. % is calculated as Quantity/Base number*100

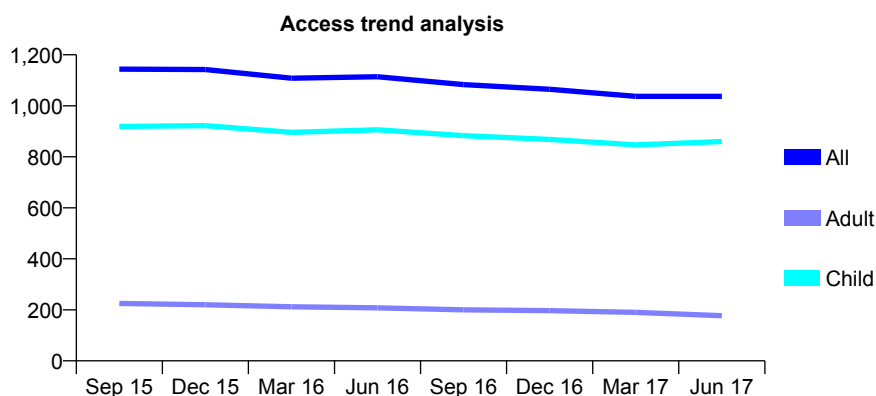
Q64 - Vital Signs At a Glance Contract Report for 642231/0001 - June 2017

Name or company name	MR RO COLEMAN
Contract type name	GDS Contract
Purpose of contract	General
Contract start date	01/04/2006
Contract end date	

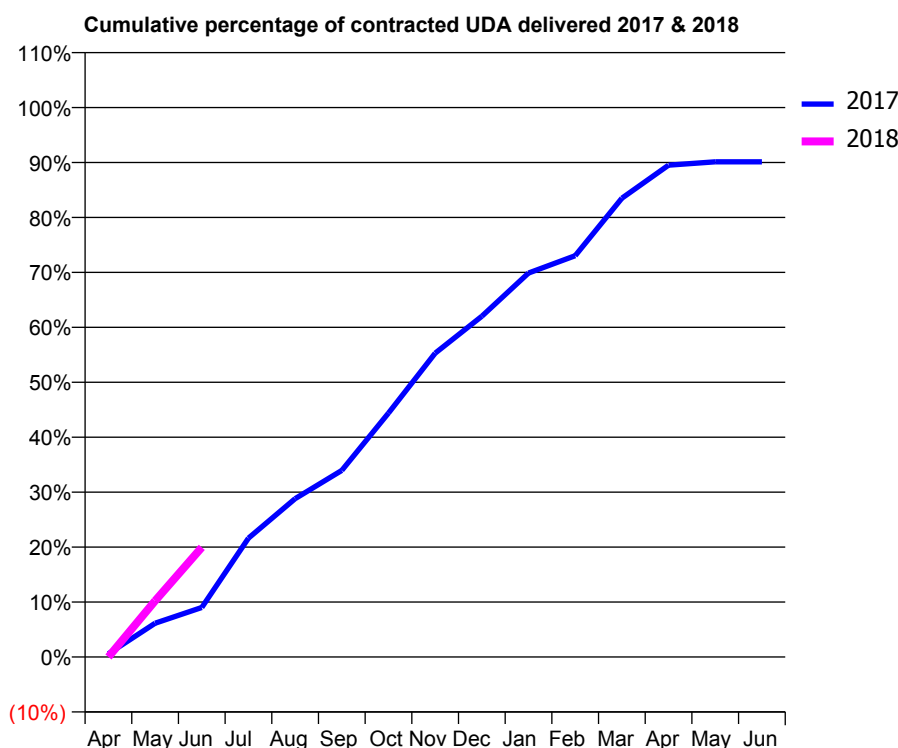
17/18 Contracted general activity (UDA)	2,400
Carry forward general activity (UDA)	0
17/18 Contracted orthodontic activity (UOA)	0
Carry forward orthodontic activity (UOA)	0
Baseline contract value	£50,438.62

ACCESS*

Patients seen in 24 months	Total	Change since previous quarter
Quarter ending June 2016	1,114	
Quarter ending September 2016	1,083	↓
Quarter ending December 2016	1,065	↓
Quarter ending March 2017	1,037	↓
Quarter ending June 2017	1,037	→
Variance since June 2016	(6.9%)	↓



ACTIVITY



Month	Adjusted Scheduled Activity (UDA)	
	2017	2018
April	14	0
May	147	246
June	217	479
July	519	
August	692	
September	815	
October	1,066	
November	1,327	
December	1,489	
January	1,677	
February	1,753	
March	2,004	
April	2,148	
May	2,163	
June	2,163	

QUALITY

	Quantity	Base Number	Contract	AT	Region	England
% of FP17s for the same patient ID Re-attending within 3 months - Children	23	329	7.0%	9.4%	11.6%	12.0%
% of FP17s for the same patient ID Re-attending within 3 months - Adults	1	16	6.3%	13.7%	15.9%	16.0%
% of FP17s for the same patient ID Re-attending between 3 & 9 months - Children	173	329	52.6%	61.9%	60.4%	58.0%
% of FP17s for the same patient ID Re-attending between 3 & 9 months - Adults	9	16	56.3%	52.9%	52.3%	50.9%
% of FP17s for Band 1 Urgent Courses	5	257	1.9%	8.1%	9.5%	9.1%
% of FP17s Relating to Free Repair or Replacements	1	257	0.4%	0.8%	0.7%	0.8%
% of FP17s Relating to Continuations	0	257	0.0%	1.0%	1.0%	1.1%
% of Patients satisfied with the dentistry they have received	2	2	N/A	92.0%	91.9%	91.7%
% of Patients satisfied with the time they had to wait for an appointment	2	2	N/A	88.2%	88.0%	88.0%

* This is based on patients treated on this contract for their most recent course of treatment. Figures in italics indicate the base number of FP17s or Patient Questionnaire responses are less than 100. N/A is shown where the base number of responses is less than 10 during the period. % is calculated as Quantity/Base number*100

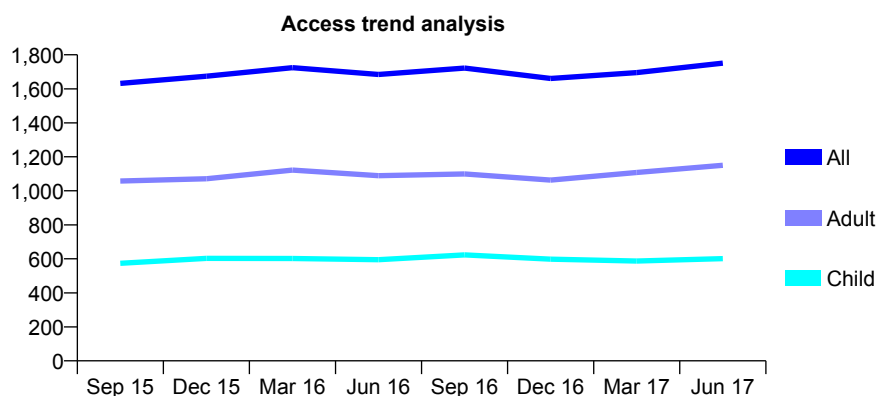
Q64 - Vital Signs At a Glance Contract Report for 643297/0001 - June 2017

Name or company name	Savernake Dental Partners
Contract type name	GDS Contract
Purpose of contract	General
Contract start date	01/04/2006
Contract end date	

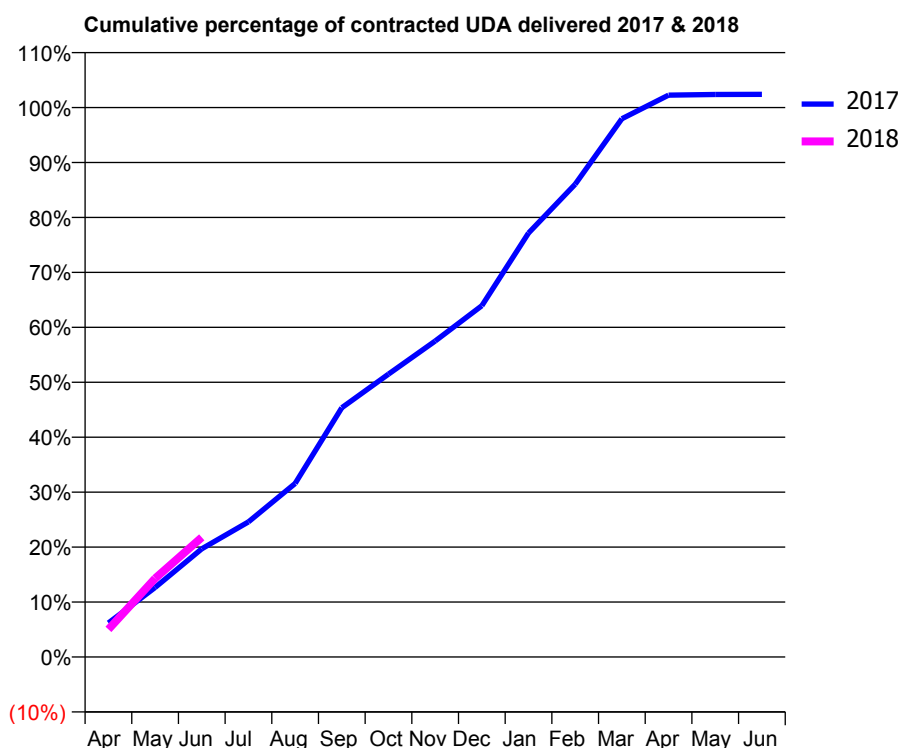
17/18 Contracted general activity (UDA)	3,738
Carry forward general activity (UDA)	0
17/18 Contracted orthodontic activity (UOA)	0
Carry forward orthodontic activity (UOA)	0
Baseline contract value	£78,610.23

ACCESS*

Patients seen in 24 months	Total	Change since previous quarter
Quarter ending June 2016	1,684	
Quarter ending September 2016	1,722	↑
Quarter ending December 2016	1,661	↓
Quarter ending March 2017	1,695	↑
Quarter ending June 2017	1,751	↑
Variance since June 2016	4.0%	↑



ACTIVITY



Adjusted Scheduled Activity (UDA)		
Month	2017	2018
April	231	188
May	473	535
June	736	814
July	919	
August	1,180	
September	1,696	
October	1,925	
November	2,150	
December	2,390	
January	2,884	
February	3,216	
March	3,661	
April	3,822	
May	3,826	
June	3,827	

QUALITY

	Quantity	Base Number	Contract	AT	Region	England
% of FP17s for the same patient ID Re-attending within 3 months - Children	7	280	2.5%	9.4%	11.6%	12.0%
% of FP17s for the same patient ID Re-attending within 3 months - Adults	39	424	9.2%	13.7%	15.9%	16.0%
% of FP17s for the same patient ID Re-attending between 3 & 9 months - Children	134	280	47.9%	61.9%	60.4%	58.0%
% of FP17s for the same patient ID Re-attending between 3 & 9 months - Adults	159	424	37.5%	52.9%	52.3%	50.9%
% of FP17s for Band 1 Urgent Courses	26	433	6.0%	8.1%	9.5%	9.1%
% of FP17s Relating to Free Repair or Replacements	0	433	0.0%	0.8%	0.7%	0.8%
% of FP17s Relating to Continuations	4	433	0.9%	1.0%	1.0%	1.1%
% of Patients satisfied with the dentistry they have received	6	7	N/A	92.0%	91.9%	91.7%
% of Patients satisfied with the time they had to wait for an appointment	7	7	N/A	88.2%	88.0%	88.0%

* This is based on patients treated on this contract for their most recent course of treatment. Figures in italics indicate the base number of FP17s or Patient Questionnaire responses are less than 100. N/A is shown where the base number of responses is less than 10 during the period. % is calculated as Quantity/Base number*100

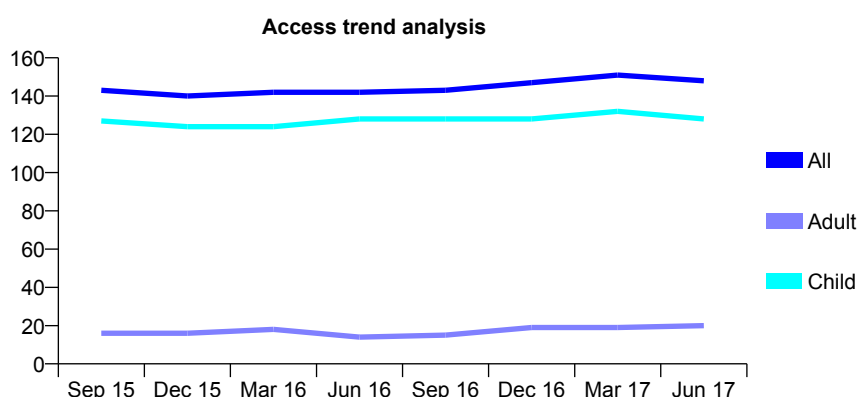
Q64 - Vital Signs At a Glance Contract Report for 650455/0001 - June 2017

Name or company name	MR JC KILLICK
Contract type name	GDS Contract
Purpose of contract	General
Contract start date	01/04/2006
Contract end date	

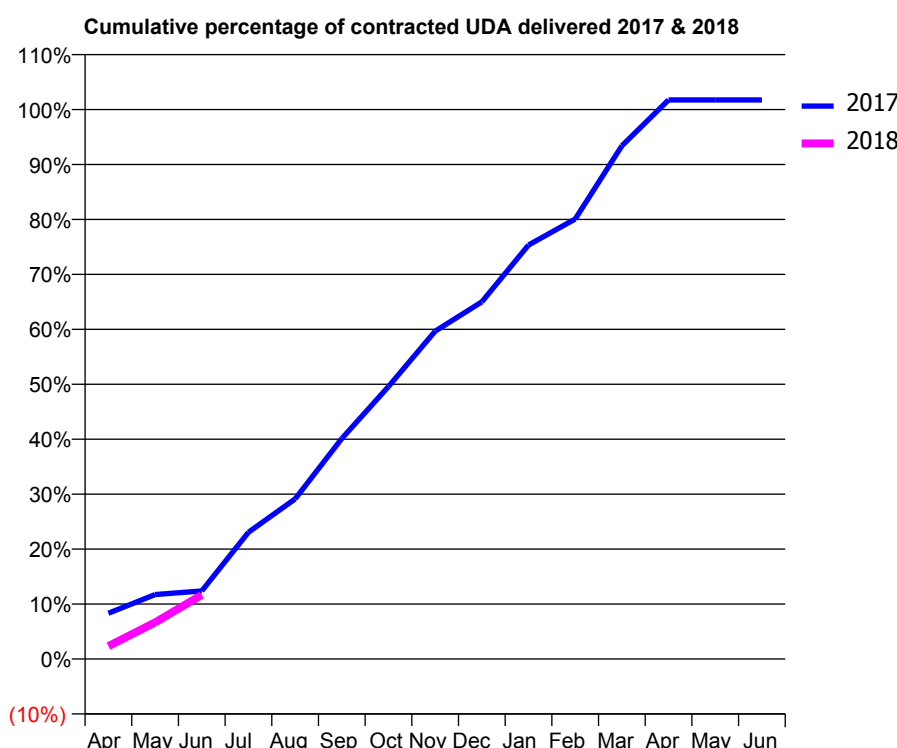
17/18 Contracted general activity (UDA)	300
Carry forward general activity (UDA)	0
17/18 Contracted orthodontic activity (UOA)	0
Carry forward orthodontic activity (UOA)	0
Baseline contract value	£7,051.01

ACCESS*

Patients seen in 24 months	Total	Change since previous quarter
Quarter ending June 2016	142	
Quarter ending September 2016	143	→
Quarter ending December 2016	147	↑
Quarter ending March 2017	151	↑
Quarter ending June 2017	148	↓
Variance since June 2016	4.2%	↑



ACTIVITY



Month	Adjusted Scheduled Activity (UDA)	
	2017	2018
April	25	7
May	35	20
June	37	35
July	69	
August	87	
September	120	
October	149	
November	179	
December	195	
January	226	
February	240	
March	280	
April	305	
May	305	
June	305	

QUALITY

	Quantity	Base Number	Contract	AT	Region	England
% of FP17s for the same patient ID Re-attending within 3 months - Children	0	43	0.0%	9.4%	11.6%	12.0%
% of FP17s for the same patient ID Re-attending within 3 months - Adults	0	3	0.0%	13.7%	15.9%	16.0%
% of FP17s for the same patient ID Re-attending between 3 & 9 months - Children	36	43	83.7%	61.9%	60.4%	58.0%
% of FP17s for the same patient ID Re-attending between 3 & 9 months - Adults	3	3	100.0%	52.9%	52.3%	50.9%
% of FP17s for Band 1 Urgent Courses	0	31	0.0%	8.1%	9.5%	9.1%
% of FP17s Relating to Free Repair or Replacements	0	31	0.0%	0.8%	0.7%	0.8%
% of FP17s Relating to Continuations	0	31	0.0%	1.0%	1.0%	1.1%
% of Patients satisfied with the dentistry they have received	1	1	N/A	92.0%	91.9%	91.7%
% of Patients satisfied with the time they had to wait for an appointment	1	1	N/A	88.2%	88.0%	88.0%

* This is based on patients treated on this contract for their most recent course of treatment. Figures in italics indicate the base number of FP17s or Patient Questionnaire responses are less than 100. N/A is shown where the base number of responses is less than 10 during the period. % is calculated as Quantity/Base number*100

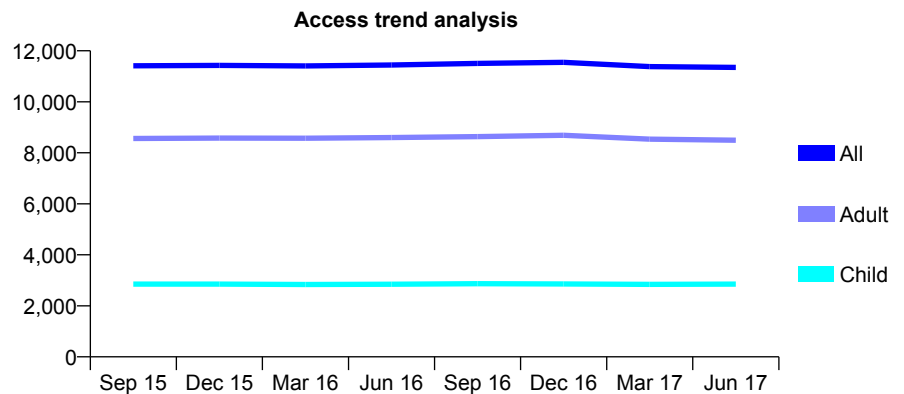
Q64 - Vital Signs At a Glance Contract Report for 651796/0001 - June 2017

Name or company name	MISS PA RISELEY-PRICHARD
Contract type name	Pilot Contract
Purpose of contract	General
Contract start date	01/04/2006
Contract end date	

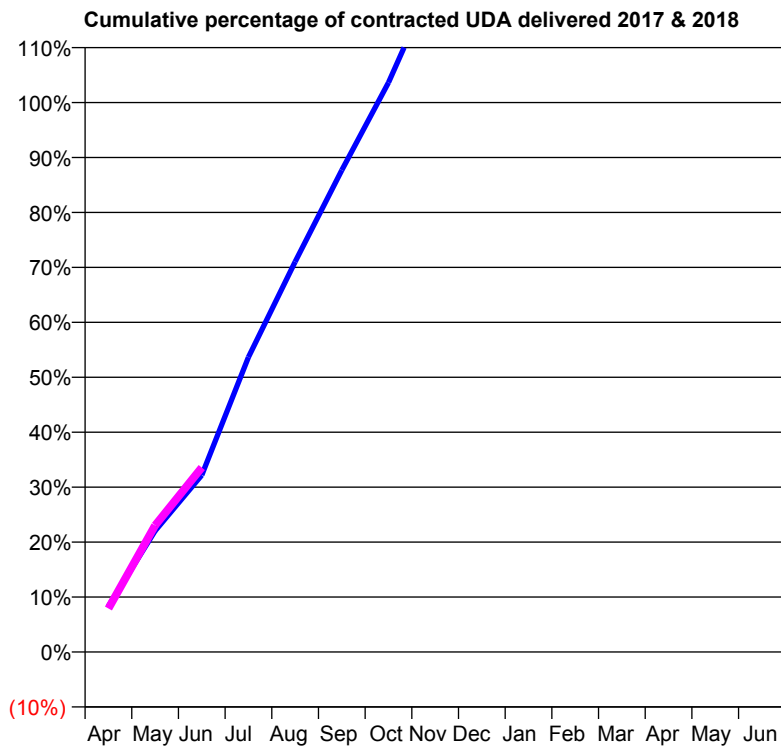
17/18 Contracted general activity (UDA)	10,292
Carry forward general activity (UDA)	0
17/18 Contracted orthodontic activity (UOA)	0
Carry forward orthodontic activity (UOA)	0
Baseline contract value	£796,227.79

ACCESS*

Patients seen in 24 months	Total	Change since previous quarter
Quarter ending June 2016	11,445	
Quarter ending September 2016	11,504	→
Quarter ending December 2016	11,547	→
Quarter ending March 2017	11,380	↓
Quarter ending June 2017	11,349	→
Variance since June 2016	(0.8%)	→



ACTIVITY



Adjusted Scheduled Activity (UDA)		
Month	2017	2018
April	858	816
May	2,268	2,371
June	3,312	3,456
July	5,524	
August	7,309	
September	9,024	
October	10,667	
November	12,622	
December	14,299	
January	15,772	
February	17,253	
March	18,564	
April	19,097	
May	19,250	
June	19,368	

QUALITY

	Quantity	Base Number	Contract	AT	Region	England
% of FP17s for the same patient ID Re-attending within 3 months - Children	17	1,065	1.6%	9.4%	11.6%	12.0%
% of FP17s for the same patient ID Re-attending within 3 months - Adults	150	1,776	8.4%	13.7%	15.9%	16.0%
% of FP17s for the same patient ID Re-attending between 3 & 9 months - Children	751	1,065	70.5%	61.9%	60.4%	58.0%
% of FP17s for the same patient ID Re-attending between 3 & 9 months - Adults	637	1,776	35.9%	52.9%	52.3%	50.9%
% of FP17s for Band 1 Urgent Courses	157	2,123	7.4%	8.1%	9.5%	9.1%
% of FP17s Relating to Free Repair or Replacements	7	2,123	0.3%	0.8%	0.7%	0.8%
% of FP17s Relating to Continuations	5	2,123	0.2%	1.0%	1.0%	1.1%
% of Patients satisfied with the dentistry they have received	32	33	97.0%	92.0%	91.9%	91.7%
% of Patients satisfied with the time they had to wait for an appointment	25	33	75.8%	88.2%	88.0%	88.0%

* This is based on patients treated on this contract for their most recent course of treatment. Figures in italics indicate the base number of FP17s or Patient Questionnaire responses are less than 100. N/A is shown where the base number of responses is less than 10 during the period. % is calculated as Quantity/Base number*100

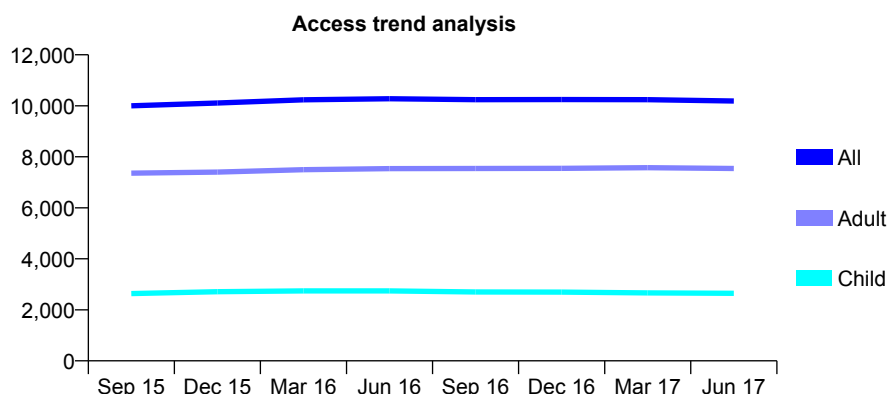
Q64 - Vital Signs At a Glance Contract Report for 652296/0001 - June 2017

Name or company name	MR MS INMAN
Contract type name	GDS Contract
Purpose of contract	General
Contract start date	01/04/2006
Contract end date	

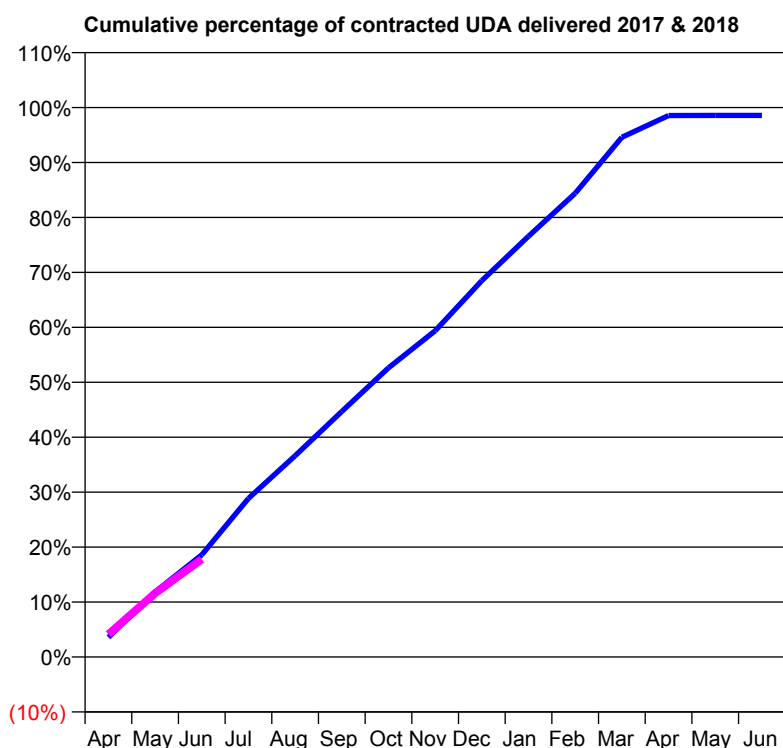
17/18 Contracted general activity (UDA)	25,241
Carry forward general activity (UDA)	0
17/18 Contracted orthodontic activity (UOA)	0
Carry forward orthodontic activity (UOA)	0
Baseline contract value	£641,183.32

ACCESS*

Patients seen in 24 months	Total	Change since previous quarter
Quarter ending June 2016	10,278	
Quarter ending September 2016	10,243	→
Quarter ending December 2016	10,246	→
Quarter ending March 2017	10,241	→
Quarter ending June 2017	10,189	→
Variance since June 2016	(0.9%)	→



ACTIVITY



Adjusted Scheduled Activity (UDA)		
Month	2017	2018
April	906	1,042
May	2,992	2,929
June	4,692	4,492
July	7,285	
August	9,248	
September	11,280	
October	13,284	
November	14,985	
December	17,285	
January	19,330	
February	21,303	
March	23,872	
April	24,872	
May	24,876	
June	24,879	

QUALITY

	Quantity	Base Number	Contract	AT	Region	England
% of FP17s for the same patient ID Re-attending within 3 months - Children	123	1,035	11.9%	9.4%	11.6%	12.0%
% of FP17s for the same patient ID Re-attending within 3 months - Adults	289	2,348	12.3%	13.7%	15.9%	16.0%
% of FP17s for the same patient ID Re-attending between 3 & 9 months - Children	660	1,035	63.8%	61.9%	60.4%	58.0%
% of FP17s for the same patient ID Re-attending between 3 & 9 months - Adults	1,274	2,348	54.3%	52.9%	52.3%	50.9%
% of FP17s for Band 1 Urgent Courses	178	2,680	6.6%	8.1%	9.5%	9.1%
% of FP17s Relating to Free Repair or Replacements	17	2,680	0.6%	0.8%	0.7%	0.8%
% of FP17s Relating to Continuations	21	2,680	0.8%	1.0%	1.0%	1.1%
% of Patients satisfied with the dentistry they have received	29	33	87.9%	92.0%	91.9%	91.7%
% of Patients satisfied with the time they had to wait for an appointment	29	33	87.9%	88.2%	88.0%	88.0%

* This is based on patients treated on this contract for their most recent course of treatment. Figures in italics indicate the base number of FP17s or Patient Questionnaire responses are less than 100. N/A is shown where the base number of responses is less than 10 during the period. % is calculated as Quantity/Base number*100

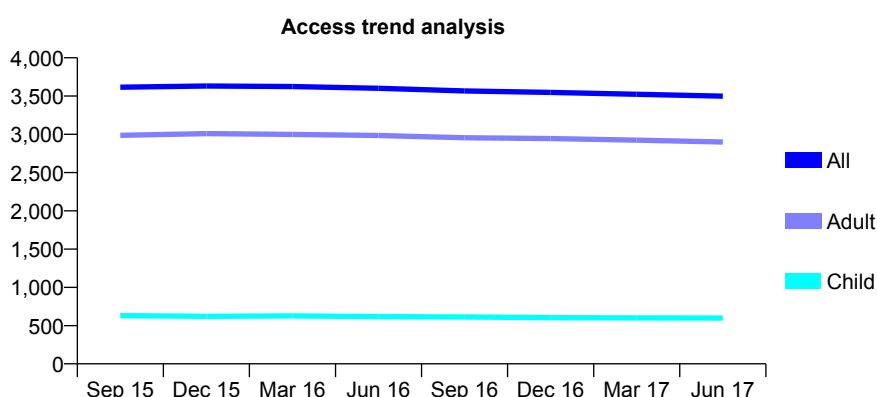
Q64 - Vital Signs At a Glance Contract Report for 672904/0002 - June 2017

Name or company name	MR DV BOWLES
Contract type name	GDS Contract
Purpose of contract	General
Contract start date	05/09/2012
Contract end date	

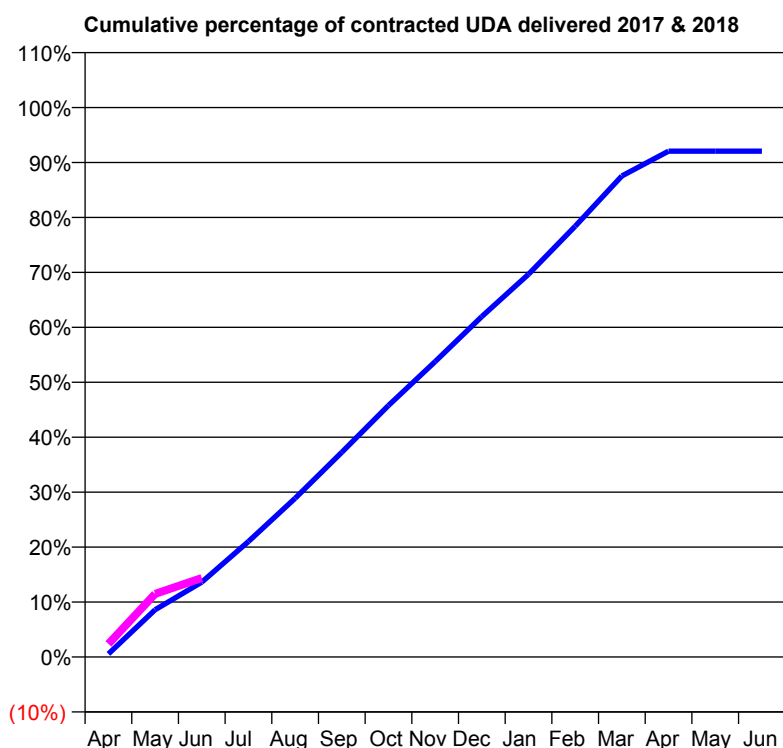
17/18 Contracted general activity (UDA)	8,803
Carry forward general activity (UDA)	0
17/18 Contracted orthodontic activity (UOA)	0
Carry forward orthodontic activity (UOA)	0
Baseline contract value	£190,358.40

ACCESS*

Patients seen in 24 months	Total	Change since previous quarter
Quarter ending June 2016	3,601	
Quarter ending September 2016	3,567	→
Quarter ending December 2016	3,548	→
Quarter ending March 2017	3,524	→
Quarter ending June 2017	3,499	→
Variance since June 2016	(2.8%)	↓



ACTIVITY



Adjusted Scheduled Activity (UDA)		
Month	2017	2018
April	51	210
May	758	1,012
June	1,199	1,266
July	1,852	
August	2,542	
September	3,280	
October	4,031	
November	4,732	
December	5,455	
January	6,133	
February	6,901	
March	7,706	
April	8,104	
May	8,104	
June	8,104	

QUALITY

	Quantity	Base Number	Contract	AT	Region	England
% of FP17s for the same patient ID Re-attending within 3 months - Children	1	125	0.8%	9.4%	11.6%	12.0%
% of FP17s for the same patient ID Re-attending within 3 months - Adults	84	626	13.4%	13.7%	15.9%	16.0%
% of FP17s for the same patient ID Re-attending between 3 & 9 months - Children	13	125	10.4%	61.9%	60.4%	58.0%
% of FP17s for the same patient ID Re-attending between 3 & 9 months - Adults	193	626	30.8%	52.9%	52.3%	50.9%
% of FP17s for Band 1 Urgent Courses	18	597	3.0%	8.1%	9.5%	9.1%
% of FP17s Relating to Free Repair or Replacements	7	597	1.2%	0.8%	0.7%	0.8%
% of FP17s Relating to Continuations	21	597	3.5%	1.0%	1.0%	1.1%
% of Patients satisfied with the dentistry they have received	8	10	80.0%	92.0%	91.9%	91.7%
% of Patients satisfied with the time they had to wait for an appointment	9	10	90.0%	88.2%	88.0%	88.0%

* This is based on patients treated on this contract for their most recent course of treatment. Figures in italics indicate the base number of FP17s or Patient Questionnaire responses are less than 100. N/A is shown where the base number of responses is less than 10 during the period. % is calculated as Quantity/Base number*100

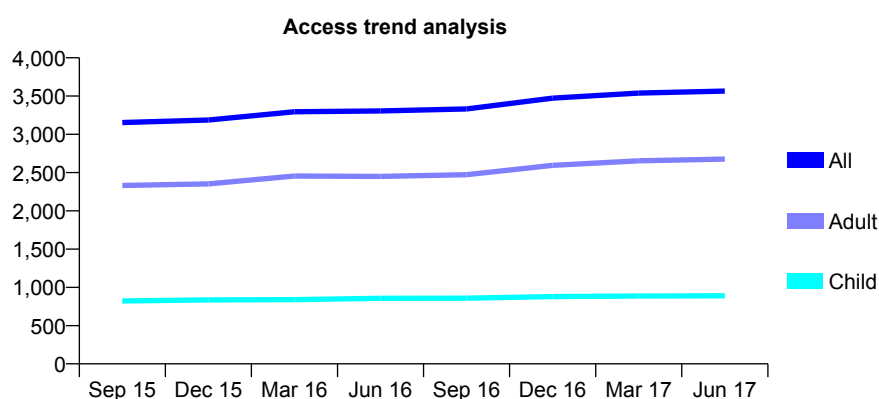
Q64 - Vital Signs At a Glance Contract Report for 674133/0001 - June 2017

Name or company name	Avon House Dental Practice
Contract type name	GDS Contract
Purpose of contract	General
Contract start date	04/12/2008
Contract end date	

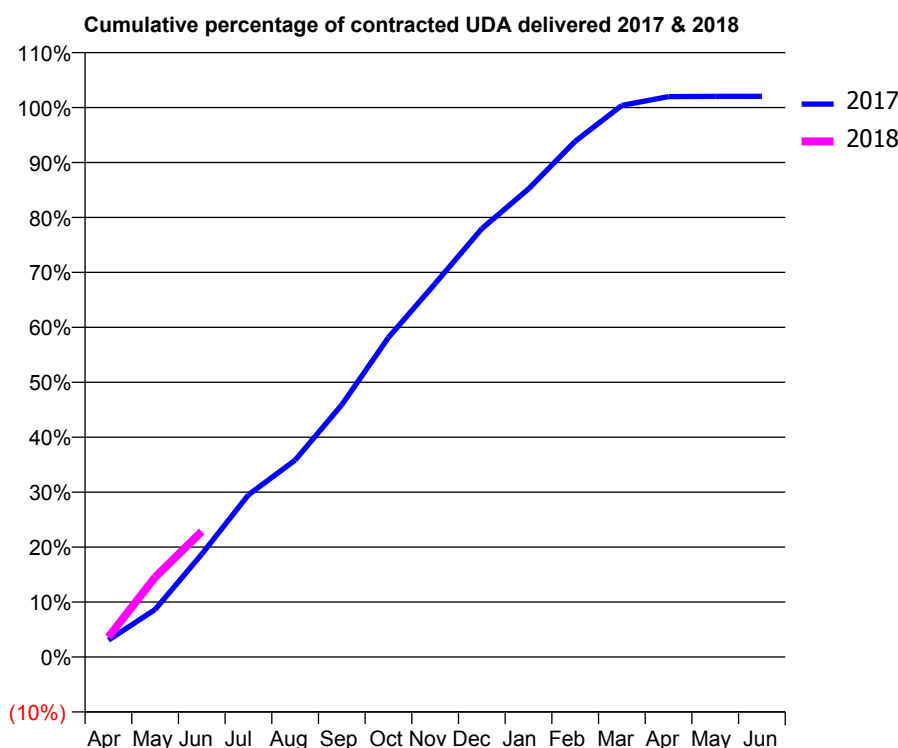
17/18 Contracted general activity (UDA)	7,153
Carry forward general activity (UDA)	0
17/18 Contracted orthodontic activity (UOA)	0
Carry forward orthodontic activity (UOA)	0
Baseline contract value	£165,654.97

ACCESS*

Patients seen in 24 months	Total	Change since previous quarter
Quarter ending June 2016	3,306	
Quarter ending September 2016	3,332	→
Quarter ending December 2016	3,473	↑
Quarter ending March 2017	3,539	→
Quarter ending June 2017	3,565	→
Variance since June 2016	7.8%	↑



ACTIVITY



Adjusted Scheduled Activity (UDA)		
Month	2017	2018
April	220	260
May	618	1,038
June	1,340	1,634
July	2,112	
August	2,563	
September	3,284	
October	4,160	
November	4,860	
December	5,576	
January	6,094	
February	6,713	
March	7,179	
April	7,294	
May	7,297	
June	7,297	

QUALITY

	Quantity	Base Number	Contract	AT	Region	England
% of FP17s for the same patient ID Re-attending within 3 months - Children	8	282	2.8%	9.4%	11.6%	12.0%
% of FP17s for the same patient ID Re-attending within 3 months - Adults	78	891	8.8%	13.7%	15.9%	16.0%
% of FP17s for the same patient ID Re-attending between 3 & 9 months - Children	184	282	65.2%	61.9%	60.4%	58.0%
% of FP17s for the same patient ID Re-attending between 3 & 9 months - Adults	543	891	60.9%	52.9%	52.3%	50.9%
% of FP17s for Band 1 Urgent Courses	82	1,101	7.4%	8.1%	9.5%	9.1%
% of FP17s Relating to Free Repair or Replacements	7	1,101	0.6%	0.8%	0.7%	0.8%
% of FP17s Relating to Continuations	5	1,101	0.5%	1.0%	1.0%	1.1%
% of Patients satisfied with the dentistry they have received	8	8	N/A	92.0%	91.9%	91.7%
% of Patients satisfied with the time they had to wait for an appointment	5	8	N/A	88.2%	88.0%	88.0%

* This is based on patients treated on this contract for their most recent course of treatment. Figures in italics indicate the base number of FP17s or Patient Questionnaire responses are less than 100. N/A is shown where the base number of responses is less than 10 during the period. % is calculated as Quantity/Base number*100

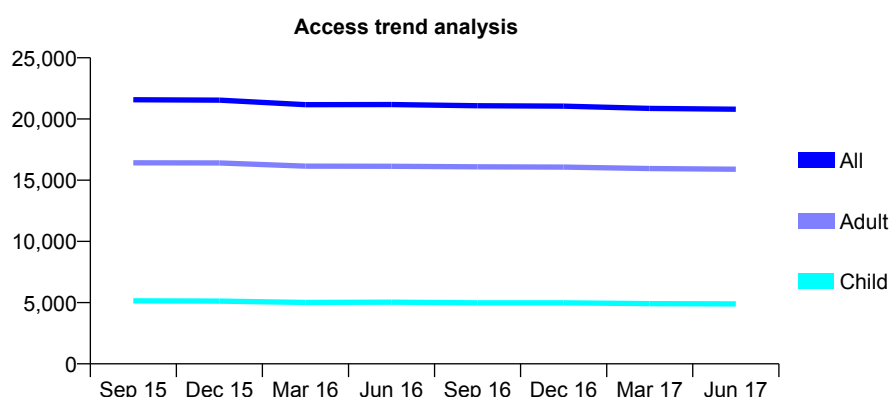
Q64 - Vital Signs At a Glance Contract Report for 674893/0001 - June 2017

Name or company name	MR B NEDJATI-GILANI
Contract type name	GDS Contract
Purpose of contract	General
Contract start date	01/04/2006
Contract end date	

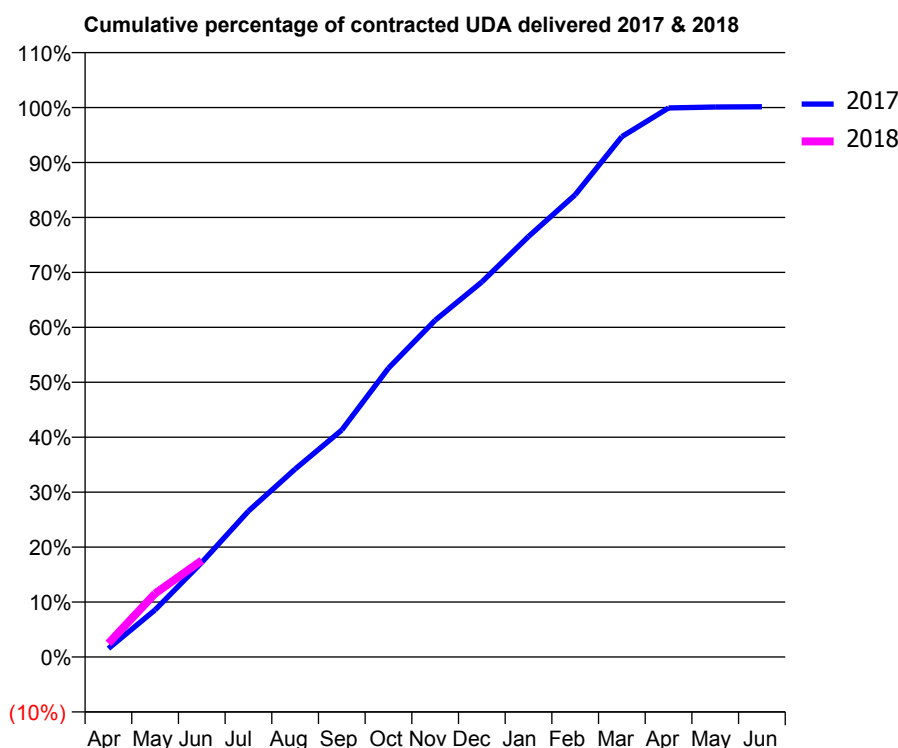
17/18 Contracted general activity (UDA)	58,705
Carry forward general activity (UDA)	0
17/18 Contracted orthodontic activity (UOA)	0
Carry forward orthodontic activity (UOA)	0
Baseline contract value	£1,345,127.35

ACCESS*

Patients seen in 24 months	Total	Change since previous quarter
Quarter ending June 2016	21,181	
Quarter ending September 2016	21,082	→
Quarter ending December 2016	21,049	→
Quarter ending March 2017	20,871	→
Quarter ending June 2017	20,797	→
Variance since June 2016	(1.8%)	↓



ACTIVITY



Adjusted Scheduled Activity (UDA)		
Month	2017	2018
April	899	1,463
May	5,038	6,788
June	10,111	10,320
July	15,595	
August	20,081	
September	24,248	
October	30,862	
November	35,979	
December	40,073	
January	44,920	
February	49,379	
March	55,596	
April	58,654	
May	58,752	
June	58,785	

QUALITY

	Quantity	Base Number	Contract	AT	Region	England
% of FP17s for the same patient ID Re-attending within 3 months - Children	155	1,710	9.1%	9.4%	11.6%	12.0%
% of FP17s for the same patient ID Re-attending within 3 months - Adults	769	5,060	15.2%	13.7%	15.9%	16.0%
% of FP17s for the same patient ID Re-attending between 3 & 9 months - Children	975	1,710	57.0%	61.9%	60.4%	58.0%
% of FP17s for the same patient ID Re-attending between 3 & 9 months - Adults	2,811	5,060	55.6%	52.9%	52.3%	50.9%
% of FP17s for Band 1 Urgent Courses	563	5,486	10.3%	8.1%	9.5%	9.1%
% of FP17s Relating to Free Repair or Replacements	46	5,486	0.8%	0.8%	0.7%	0.8%
% of FP17s Relating to Continuations	96	5,486	1.7%	1.0%	1.0%	1.1%
% of Patients satisfied with the dentistry they have received	66	71	93.0%	92.0%	91.9%	91.7%
% of Patients satisfied with the time they had to wait for an appointment	63	71	88.7%	88.2%	88.0%	88.0%

* This is based on patients treated on this contract for their most recent course of treatment. Figures in italics indicate the base number of FP17s or Patient Questionnaire responses are less than 100. N/A is shown where the base number of responses is less than 10 during the period. % is calculated as Quantity/Base number*100

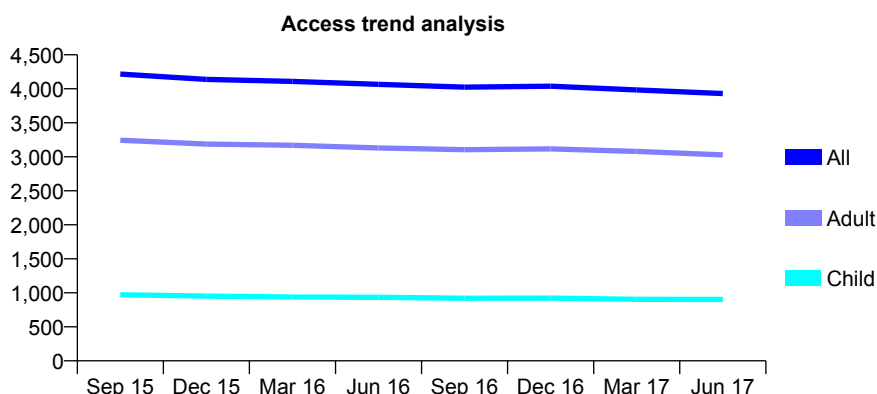
Q64 - Vital Signs At a Glance Contract Report for 676381/0001 - June 2017

Name or company name	Syed & Mekala
Contract type name	GDS Contract
Purpose of contract	General
Contract start date	01/04/2006
Contract end date	

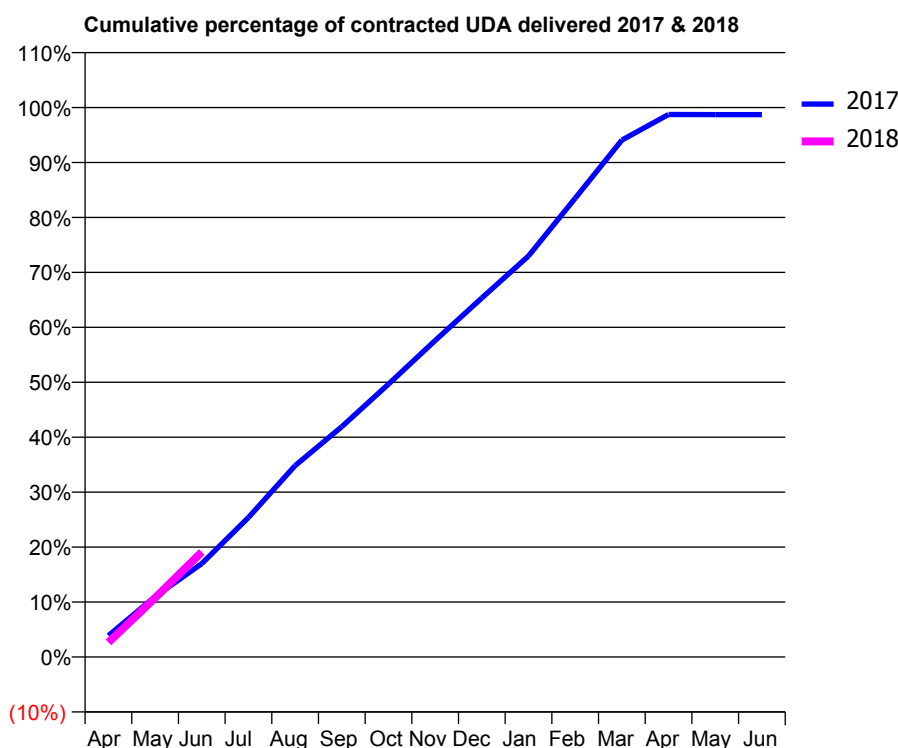
17/18 Contracted general activity (UDA)	13,000
Carry forward general activity (UDA)	0
17/18 Contracted orthodontic activity (UOA)	0
Carry forward orthodontic activity (UOA)	0
Baseline contract value	£295,708.49

ACCESS*

Patients seen in 24 months	Total	Change since previous quarter
Quarter ending June 2016	4,065	
Quarter ending September 2016	4,025	→
Quarter ending December 2016	4,038	→
Quarter ending March 2017	3,983	↓
Quarter ending June 2017	3,931	↓
Variance since June 2016	(3.3%)	↓



ACTIVITY



Adjusted Scheduled Activity (UDA)		
Month	2017	2018
April	507	346
May	1,430	1,399
June	2,211	2,483
July	3,301	
August	4,527	
September	5,451	
October	6,457	
November	7,488	
December	8,493	
January	9,489	
February	10,854	
March	12,229	
April	12,833	
May	12,830	
June	12,830	

QUALITY

	Quantity	Base Number	Contract	AT	Region	England
% of FP17s for the same patient ID Re-attending within 3 months - Children	28	368	7.6%	9.4%	11.6%	12.0%
% of FP17s for the same patient ID Re-attending within 3 months - Adults	164	1,060	15.5%	13.7%	15.9%	16.0%
% of FP17s for the same patient ID Re-attending between 3 & 9 months - Children	251	368	68.2%	61.9%	60.4%	58.0%
% of FP17s for the same patient ID Re-attending between 3 & 9 months - Adults	664	1,060	62.6%	52.9%	52.3%	50.9%
% of FP17s for Band 1 Urgent Courses	104	1,151	9.0%	8.1%	9.5%	9.1%
% of FP17s Relating to Free Repair or Replacements	6	1,151	0.5%	0.8%	0.7%	0.8%
% of FP17s Relating to Continuations	6	1,151	0.5%	1.0%	1.0%	1.1%
% of Patients satisfied with the dentistry they have received	15	15	100.0%	92.0%	91.9%	91.7%
% of Patients satisfied with the time they had to wait for an appointment	15	15	100.0%	88.2%	88.0%	88.0%

* This is based on patients treated on this contract for their most recent course of treatment. Figures in italics indicate the base number of FP17s or Patient Questionnaire responses are less than 100. N/A is shown where the base number of responses is less than 10 during the period. % is calculated as Quantity/Base number*100

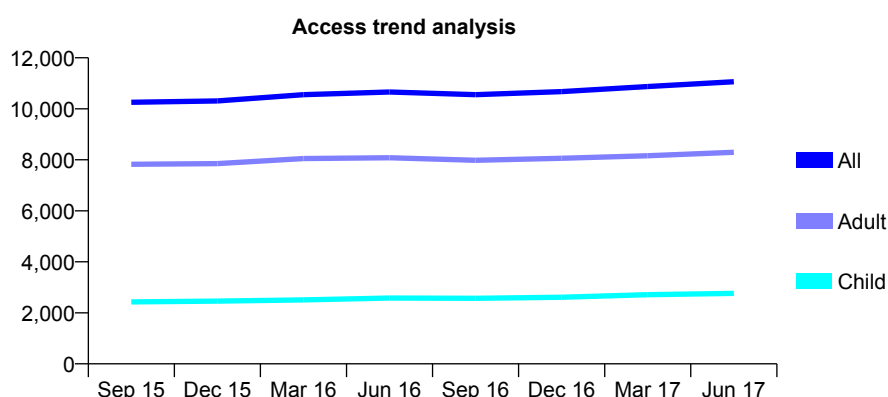
Q64 - Vital Signs At a Glance Contract Report for 678570/0001 - June 2017

Name or company name	MISS EL FOX
Contract type name	GDS Contract
Purpose of contract	General
Contract start date	01/06/2008
Contract end date	

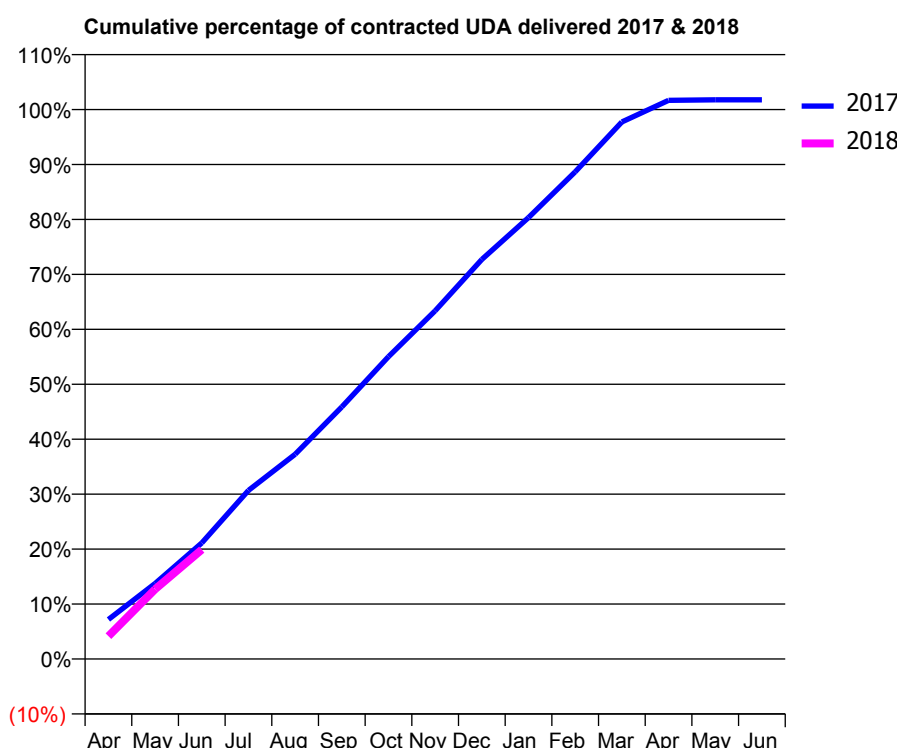
17/18 Contracted general activity (UDA)	29,547
Carry forward general activity (UDA)	0
17/18 Contracted orthodontic activity (UOA)	0
Carry forward orthodontic activity (UOA)	0
Baseline contract value	£729,609.60

ACCESS*

Patients seen in 24 months	Total	Change since previous quarter
Quarter ending June 2016	10,658	
Quarter ending September 2016	10,554	→
Quarter ending December 2016	10,674	→
Quarter ending March 2017	10,872	→
Quarter ending June 2017	11,062	→
Variance since June 2016	3.8%	↑



ACTIVITY



Adjusted Scheduled Activity (UDA)		
Month	2017	2018
April	2,123	1,228
May	4,059	3,753
June	6,242	5,885
July	9,067	
August	11,011	
September	13,557	
October	16,259	
November	18,728	
December	21,486	
January	23,738	
February	26,196	
March	28,876	
April	30,042	
May	30,065	
June	30,065	

QUALITY

	Quantity	Base Number	Contract	AT	Region	England
% of FP17s for the same patient ID Re-attending within 3 months - Children	61	1,089	5.6%	9.4%	11.6%	12.0%
% of FP17s for the same patient ID Re-attending within 3 months - Adults	363	2,701	13.4%	13.7%	15.9%	16.0%
% of FP17s for the same patient ID Re-attending between 3 & 9 months - Children	707	1,089	64.9%	61.9%	60.4%	58.0%
% of FP17s for the same patient ID Re-attending between 3 & 9 months - Adults	1,308	2,701	48.4%	52.9%	52.3%	50.9%
% of FP17s for Band 1 Urgent Courses	290	3,109	9.3%	8.1%	9.5%	9.1%
% of FP17s Relating to Free Repair or Replacements	23	3,109	0.7%	0.8%	0.7%	0.8%
% of FP17s Relating to Continuations	16	3,109	0.5%	1.0%	1.0%	1.1%
% of Patients satisfied with the dentistry they have received	30	32	93.8%	92.0%	91.9%	91.7%
% of Patients satisfied with the time they had to wait for an appointment	25	32	78.1%	88.2%	88.0%	88.0%

* This is based on patients treated on this contract for their most recent course of treatment. Figures in italics indicate the base number of FP17s or Patient Questionnaire responses are less than 100. N/A is shown where the base number of responses is less than 10 during the period. % is calculated as Quantity/Base number*100

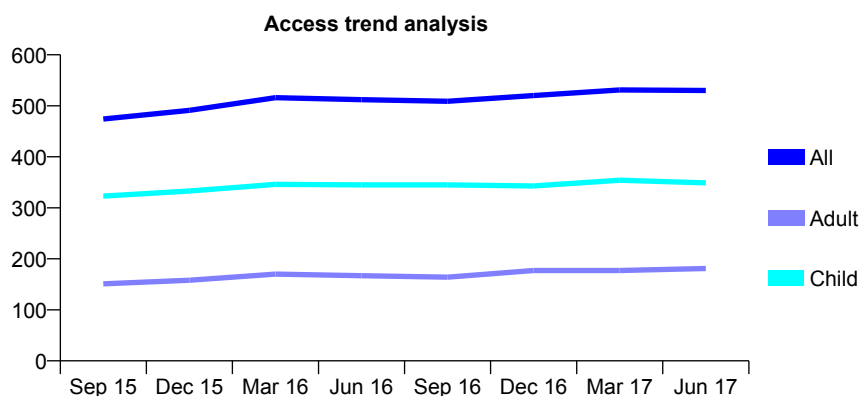
Q64 - Vital Signs At a Glance Contract Report for 682586/0003 - June 2017

Name or company name	MR EJ LOCKE
Contract type name	GDS Contract
Purpose of contract	General
Contract start date	01/02/2014
Contract end date	

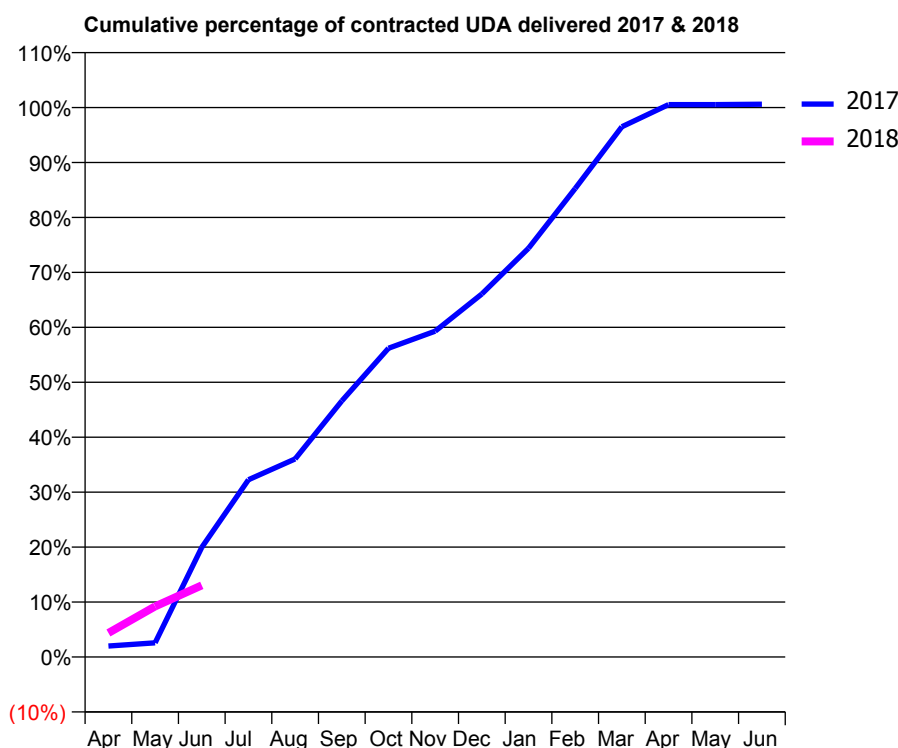
17/18 Contracted general activity (UDA)	1,350
Carry forward general activity (UDA)	0
17/18 Contracted orthodontic activity (UOA)	0
Carry forward orthodontic activity (UOA)	0
Baseline contract value	£41,014.99

ACCESS*

Patients seen in 24 months	Total	Change since previous quarter
Quarter ending June 2016	512	
Quarter ending September 2016	509	→
Quarter ending December 2016	520	↑
Quarter ending March 2017	531	↑
Quarter ending June 2017	530	→
Variance since June 2016	3.5%	↑



ACTIVITY



Month	Adjusted Scheduled Activity (UDA)	
	2017	2018
April	27	59
May	35	124
June	270	176
July	436	
August	487	
September	629	
October	759	
November	801	
December	892	
January	1,004	
February	1,151	
March	1,303	
April	1,357	
May	1,357	
June	1,358	

QUALITY

	Quantity	Base Number	Contract	AT	Region	England
% of FP17s for the same patient ID Re-attending within 3 months - Children	6	87	6.9%	9.4%	11.6%	12.0%
% of FP17s for the same patient ID Re-attending within 3 months - Adults	10	46	21.7%	13.7%	15.9%	16.0%
% of FP17s for the same patient ID Re-attending between 3 & 9 months - Children	49	87	56.3%	61.9%	60.4%	58.0%
% of FP17s for the same patient ID Re-attending between 3 & 9 months - Adults	16	46	34.8%	52.9%	52.3%	50.9%
% of FP17s for Band 1 Urgent Courses	15	108	13.9%	8.1%	9.5%	9.1%
% of FP17s Relating to Free Repair or Replacements	0	108	0.0%	0.8%	0.7%	0.8%
% of FP17s Relating to Continuations	0	108	0.0%	1.0%	1.0%	1.1%
% of Patients satisfied with the dentistry they have received	2	2	N/A	92.0%	91.9%	91.7%
% of Patients satisfied with the time they had to wait for an appointment	2	2	N/A	88.2%	88.0%	88.0%

* This is based on patients treated on this contract for their most recent course of treatment. Figures in italics indicate the base number of FP17s or Patient Questionnaire responses are less than 100. N/A is shown where the base number of responses is less than 10 during the period. % is calculated as Quantity/Base number*100

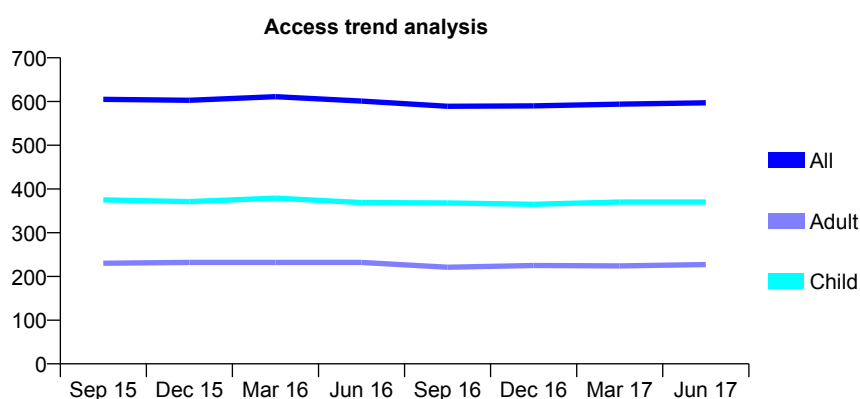
Q64 - Vital Signs At a Glance Contract Report for 685046/0001 - June 2017

Name or company name	MR DJ MORLEY
Contract type name	GDS Contract
Purpose of contract	General
Contract start date	01/04/2006
Contract end date	

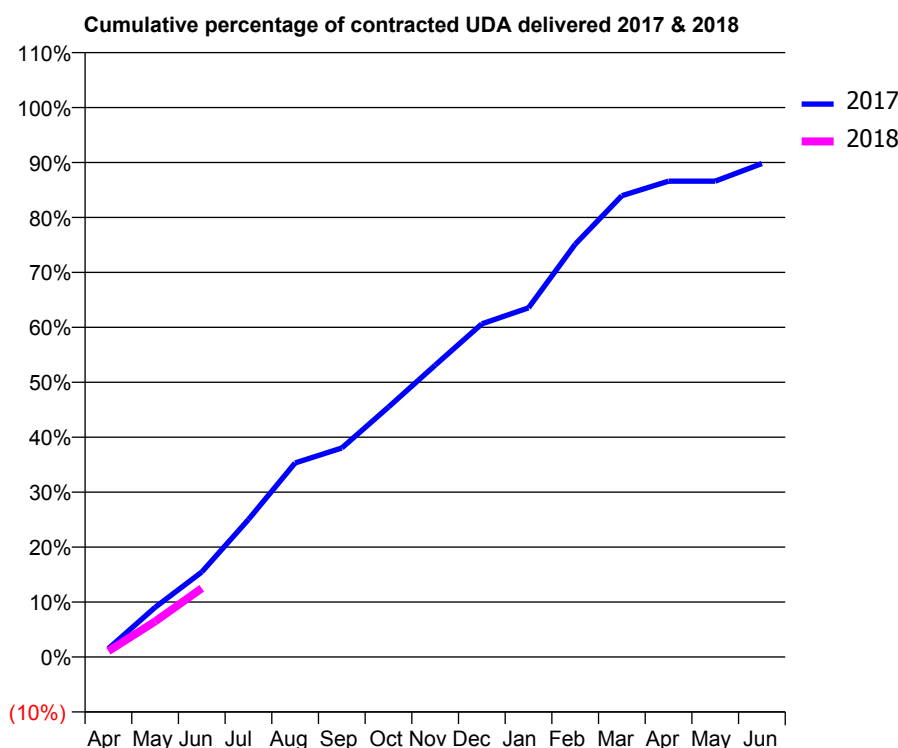
17/18 Contracted general activity (UDA)	1,750
Carry forward general activity (UDA)	0
17/18 Contracted orthodontic activity (UOA)	0
Carry forward orthodontic activity (UOA)	0
Baseline contract value	£38,949.70

ACCESS*

Patients seen in 24 months	Total	Change since previous quarter
Quarter ending June 2016	601	
Quarter ending September 2016	589	↓
Quarter ending December 2016	590	→
Quarter ending March 2017	594	→
Quarter ending June 2017	597	→
Variance since June 2016	(0.7%)	→



ACTIVITY



Adjusted Scheduled Activity (UDA)		
Month	2017	2018
April	27	19
May	158	113
June	271	219
July	438	
August	618	
September	666	
October	796	
November	929	
December	1,061	
January	1,112	
February	1,314	
March	1,469	
April	1,515	
May	1,515	
June	1,572	

QUALITY

	Quantity	Base Number	Contract	AT	Region	England
% of FP17s for the same patient ID Re-attending within 3 months - Children	2	121	1.7%	9.4%	11.6%	12.0%
% of FP17s for the same patient ID Re-attending within 3 months - Adults	5	51	9.8%	13.7%	15.9%	16.0%
% of FP17s for the same patient ID Re-attending between 3 & 9 months - Children	94	121	77.7%	61.9%	60.4%	58.0%
% of FP17s for the same patient ID Re-attending between 3 & 9 months - Adults	31	51	60.8%	52.9%	52.3%	50.9%
% of FP17s for Band 1 Urgent Courses	4	136	2.9%	8.1%	9.5%	9.1%
% of FP17s Relating to Free Repair or Replacements	0	136	0.0%	0.8%	0.7%	0.8%
% of FP17s Relating to Continuations	0	136	0.0%	1.0%	1.0%	1.1%
% of Patients satisfied with the dentistry they have received	3	3	N/A	92.0%	91.9%	91.7%
% of Patients satisfied with the time they had to wait for an appointment	3	3	N/A	88.2%	88.0%	88.0%

* This is based on patients treated on this contract for their most recent course of treatment. Figures in italics indicate the base number of FP17s or Patient Questionnaire responses are less than 100. N/A is shown where the base number of responses is less than 10 during the period. % is calculated as Quantity/Base number*100

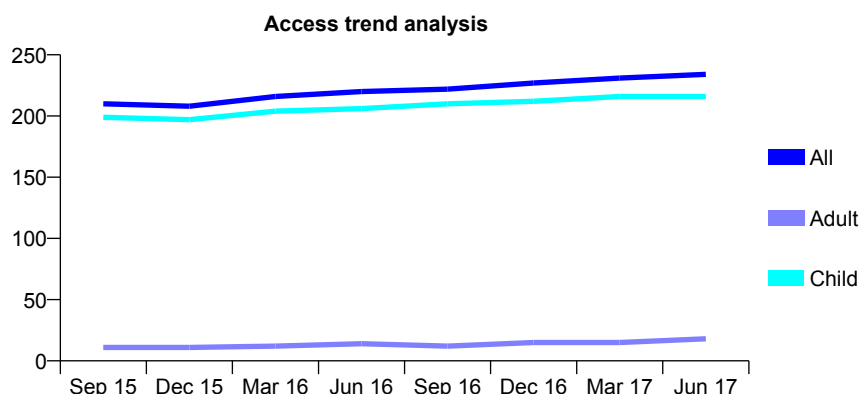
Q64 - Vital Signs At a Glance Contract Report for 685240/0001 - June 2017

Name or company name	MR OC GUY
Contract type name	GDS Contract
Purpose of contract	General
Contract start date	01/04/2006
Contract end date	

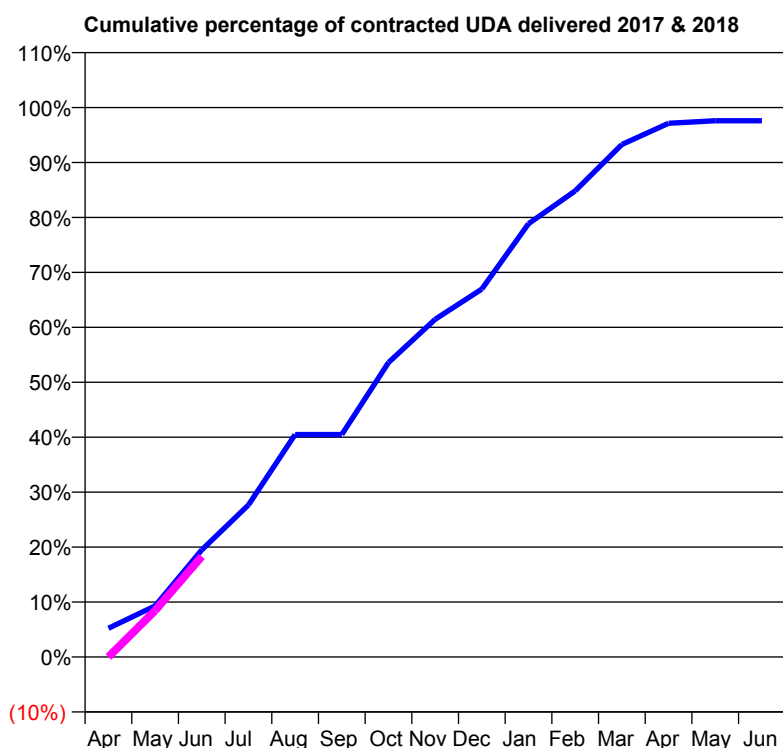
17/18 Contracted general activity (UDA)	440
Carry forward general activity (UDA)	0
17/18 Contracted orthodontic activity (UOA)	0
Carry forward orthodontic activity (UOA)	0
Baseline contract value	£10,321.68

ACCESS*

Patients seen in 24 months	Total	Change since previous quarter
Quarter ending June 2016	220	
Quarter ending September 2016	222	→
Quarter ending December 2016	227	↑
Quarter ending March 2017	231	→
Quarter ending June 2017	234	→
Variance since June 2016	6.4%	↑



ACTIVITY



Month	Adjusted Scheduled Activity (UDA)	
	2017	2018
April	23	0
May	41	37
June	86	81
July	122	
August	178	
September	178	
October	236	
November	270	
December	295	
January	347	
February	373	
March	410	
April	427	
May	429	
June	429	

QUALITY

	Quantity	Base Number	Contract	AT	Region	England
% of FP17s for the same patient ID Re-attending within 3 months - Children	1	76	1.3%	9.4%	11.6%	12.0%
% of FP17s for the same patient ID Re-attending within 3 months - Adults	0	2	0.0%	13.7%	15.9%	16.0%
% of FP17s for the same patient ID Re-attending between 3 & 9 months - Children	50	76	65.8%	61.9%	60.4%	58.0%
% of FP17s for the same patient ID Re-attending between 3 & 9 months - Adults	2	2	100.0%	52.9%	52.3%	50.9%
% of FP17s for Band 1 Urgent Courses	3	63	4.8%	8.1%	9.5%	9.1%
% of FP17s Relating to Free Repair or Replacements	0	63	0.0%	0.8%	0.7%	0.8%
% of FP17s Relating to Continuations	0	63	0.0%	1.0%	1.0%	1.1%
% of Patients satisfied with the dentistry they have received	1	1	N/A	92.0%	91.9%	91.7%
% of Patients satisfied with the time they had to wait for an appointment	1	1	N/A	88.2%	88.0%	88.0%

* This is based on patients treated on this contract for their most recent course of treatment. Figures in italics indicate the base number of FP17s or Patient Questionnaire responses are less than 100. N/A is shown where the base number of responses is less than 10 during the period. % is calculated as Quantity/Base number*100

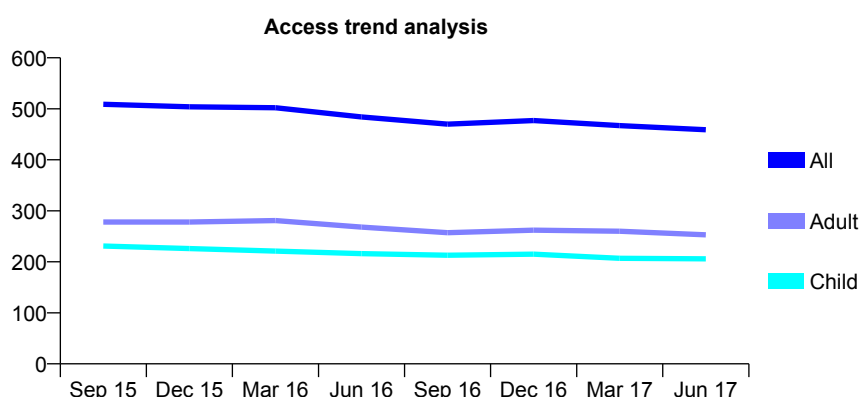
Q64 - Vital Signs At a Glance Contract Report for 725676/0003 - June 2017

Name or company name	MRS MN PICKARD
Contract type name	GDS Contract
Purpose of contract	General
Contract start date	02/04/2010
Contract end date	

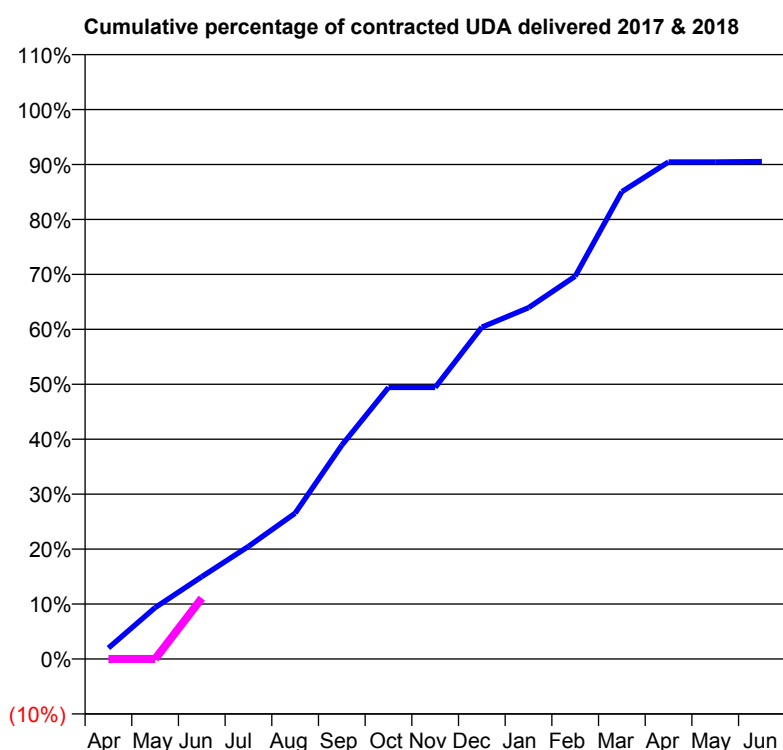
17/18 Contracted general activity (UDA)	1,700
Carry forward general activity (UDA)	0
17/18 Contracted orthodontic activity (UOA)	0
Carry forward orthodontic activity (UOA)	0
Baseline contract value	£35,152.70

ACCESS*

Patients seen in 24 months	Total	Change since previous quarter
Quarter ending June 2016	484	
Quarter ending September 2016	470	↓
Quarter ending December 2016	477	→
Quarter ending March 2017	467	↓
Quarter ending June 2017	459	↓
Variance since June 2016	(5.2%)	↓



ACTIVITY



Adjusted Scheduled Activity (UDA)		
Month	2017	2018
April	34	0
May	159	0
June	255	188
July	348	
August	451	
September	661	
October	840	
November	840	
December	1,027	
January	1,087	
February	1,184	
March	1,446	
April	1,538	
May	1,538	
June	1,539	

QUALITY

	Quantity	Base Number	Contract	AT	Region	England
% of FP17s for the same patient ID Re-attending within 3 months - Children	10	92	10.9%	9.4%	11.6%	12.0%
% of FP17s for the same patient ID Re-attending within 3 months - Adults	22	69	31.9%	13.7%	15.9%	16.0%
% of FP17s for the same patient ID Re-attending between 3 & 9 months - Children	56	92	60.9%	61.9%	60.4%	58.0%
% of FP17s for the same patient ID Re-attending between 3 & 9 months - Adults	35	69	50.7%	52.9%	52.3%	50.9%
% of FP17s for Band 1 Urgent Courses	11	116	9.5%	8.1%	9.5%	9.1%
% of FP17s Relating to Free Repair or Replacements	0	116	0.0%	0.8%	0.7%	0.8%
% of FP17s Relating to Continuations	0	116	0.0%	1.0%	1.0%	1.1%
% of Patients satisfied with the dentistry they have received	0	0	N/A	92.0%	91.9%	91.7%
% of Patients satisfied with the time they had to wait for an appointment	0	0	N/A	88.2%	88.0%	88.0%

* This is based on patients treated on this contract for their most recent course of treatment. Figures in italics indicate the base number of FP17s or Patient Questionnaire responses are less than 100. N/A is shown where the base number of responses is less than 10 during the period. % is calculated as Quantity/Base number*100

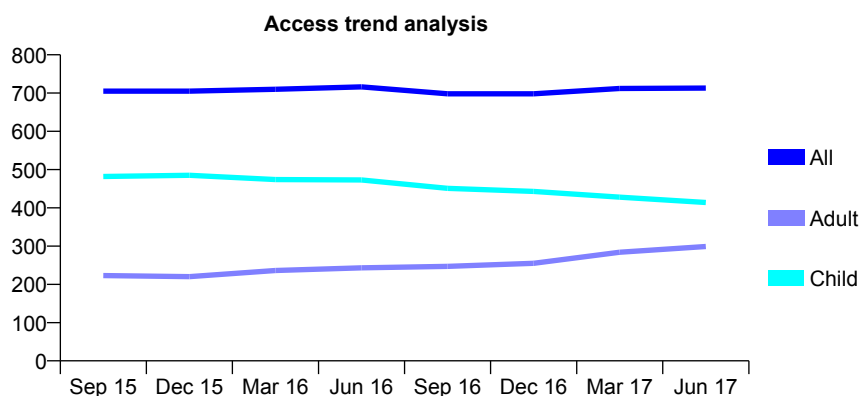
Q64 - Vital Signs At a Glance Contract Report for 731633/0001 - June 2017

Name or company name	MR PJ COOKE
Contract type name	GDS Contract
Purpose of contract	General and Orthodontic
Contract start date	01/04/2006
Contract end date	

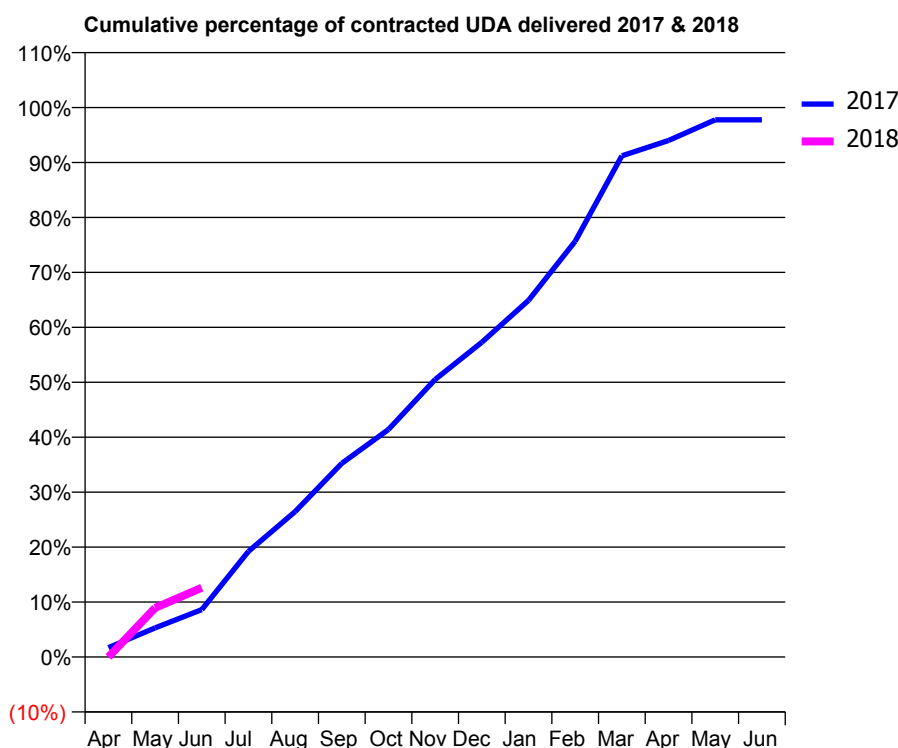
17/18 Contracted general activity (UDA)	1,285
Carry forward general activity (UDA)	0
17/18 Contracted orthodontic activity (UOA)	1,389
Carry forward orthodontic activity (UOA)	0
Baseline contract value	£110,755.35

ACCESS*

Patients seen in 24 months	Total	Change since previous quarter
Quarter ending June 2016	716	
Quarter ending September 2016	698	↓
Quarter ending December 2016	698	→
Quarter ending March 2017	712	↑
Quarter ending June 2017	713	→
Variance since June 2016	(0.4%)	→



ACTIVITY



Month	Adjusted Scheduled Activity (UDA)	
	2017	2018
April	22	0
May	68	115
June	111	162
July	247	
August	340	
September	453	
October	532	
November	649	
December	736	
January	834	
February	972	
March	1,172	
April	1,208	
May	1,256	
June	1,256	

QUALITY

	Quantity	Base Number	Contract	AT	Region	England
% of FP17s for the same patient ID Re-attending within 3 months - Children	13	132	9.8%	9.4%	11.6%	12.0%
% of FP17s for the same patient ID Re-attending within 3 months - Adults	2	55	3.6%	13.7%	15.9%	16.0%
% of FP17s for the same patient ID Re-attending between 3 & 9 months - Children	62	132	47.0%	61.9%	60.4%	58.0%
% of FP17s for the same patient ID Re-attending between 3 & 9 months - Adults	14	55	25.5%	52.9%	52.3%	50.9%
% of FP17s for Band 1 Urgent Courses	0	94	0.0%	8.1%	9.5%	9.1%
% of FP17s Relating to Free Repair or Replacements	0	94	0.0%	0.8%	0.7%	0.8%
% of FP17s Relating to Continuations	1	94	1.1%	1.0%	1.0%	1.1%
% of Patients satisfied with the dentistry they have received	1	1	N/A	92.0%	91.9%	91.7%
% of Patients satisfied with the time they had to wait for an appointment	1	1	N/A	88.2%	88.0%	88.0%

* This is based on patients treated on this contract for their most recent course of treatment. Figures in italics indicate the base number of FP17s or Patient Questionnaire responses are less than 100. N/A is shown where the base number of responses is less than 10 during the period. % is calculated as Quantity/Base number*100

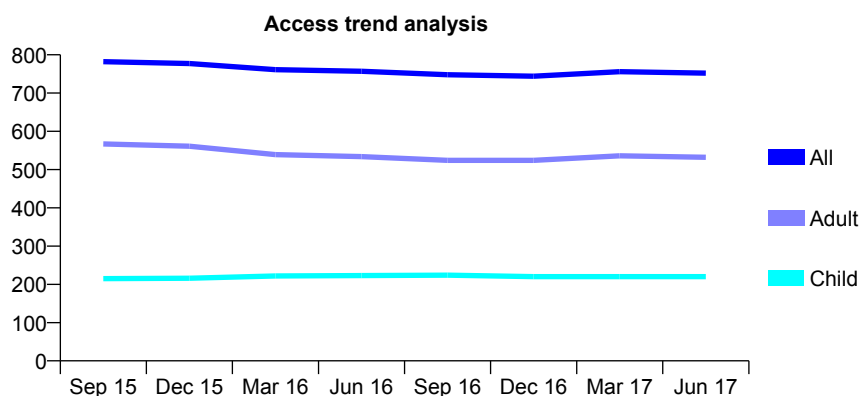
Q64 - Vital Signs At a Glance Contract Report for 736716/0001 - June 2017

Name or company name	MRS J ROBSON
Contract type name	GDS Contract
Purpose of contract	General
Contract start date	01/04/2006
Contract end date	

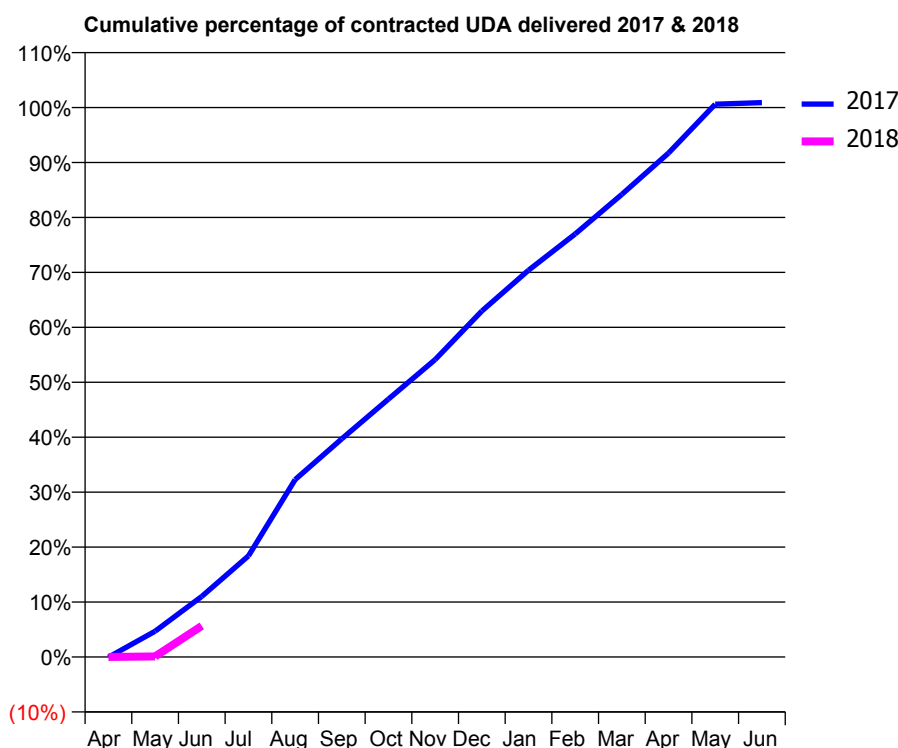
17/18 Contracted general activity (UDA)	1,800
Carry forward general activity (UDA)	0
17/18 Contracted orthodontic activity (UOA)	0
Carry forward orthodontic activity (UOA)	0
Baseline contract value	£48,247.50

ACCESS*

Patients seen in 24 months	Total	Change since previous quarter
Quarter ending June 2016	757	
Quarter ending September 2016	748	↓
Quarter ending December 2016	744	→
Quarter ending March 2017	756	→
Quarter ending June 2017	752	→
Variance since June 2016	(0.7%)	→



ACTIVITY



Adjusted Scheduled Activity (UDA)		
Month	2017	2018
April	-1	0
May	85	2
June	199	102
July	331	
August	581	
September	715	
October	845	
November	974	
December	1,133	
January	1,267	
February	1,386	
March	1,516	
April	1,651	
May	1,811	
June	1,816	

QUALITY

	Quantity	Base Number	Contract	AT	Region	England
% of FP17s for the same patient ID Re-attending within 3 months - Children	3	87	3.4%	9.4%	11.6%	12.0%
% of FP17s for the same patient ID Re-attending within 3 months - Adults	14	182	7.7%	13.7%	15.9%	16.0%
% of FP17s for the same patient ID Re-attending between 3 & 9 months - Children	68	87	78.2%	61.9%	60.4%	58.0%
% of FP17s for the same patient ID Re-attending between 3 & 9 months - Adults	129	182	70.9%	52.9%	52.3%	50.9%
% of FP17s for Band 1 Urgent Courses	4	89	4.5%	8.1%	9.5%	9.1%
% of FP17s Relating to Free Repair or Replacements	0	89	0.0%	0.8%	0.7%	0.8%
% of FP17s Relating to Continuations	0	89	0.0%	1.0%	1.0%	1.1%
% of Patients satisfied with the dentistry they have received	1	1	N/A	92.0%	91.9%	91.7%
% of Patients satisfied with the time they had to wait for an appointment	1	1	N/A	88.2%	88.0%	88.0%

* This is based on patients treated on this contract for their most recent course of treatment. Figures in italics indicate the base number of FP17s or Patient Questionnaire responses are less than 100. N/A is shown where the base number of responses is less than 10 during the period. % is calculated as Quantity/Base number*100

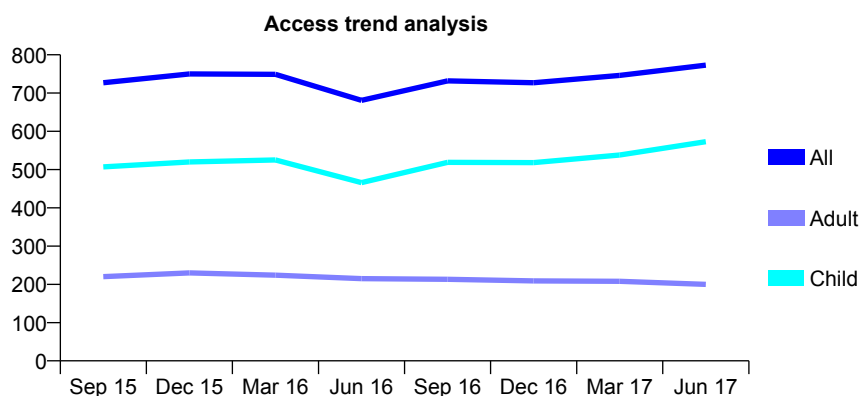
Q64 - Vital Signs At a Glance Contract Report for 737704/0002 - June 2017

Name or company name	MR AC MILLER
Contract type name	GDS Contract
Purpose of contract	General
Contract start date	01/04/2006
Contract end date	

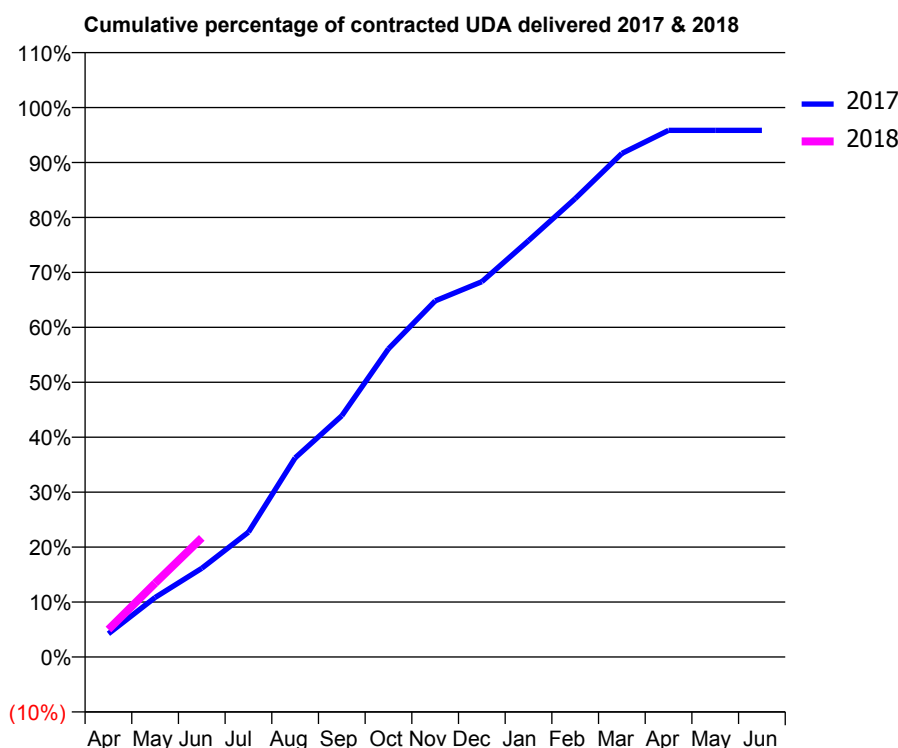
17/18 Contracted general activity (UDA)	1,435
Carry forward general activity (UDA)	0
17/18 Contracted orthodontic activity (UOA)	0
Carry forward orthodontic activity (UOA)	0
Baseline contract value	£31,343.03

ACCESS*

Patients seen in 24 months	Total	Change since previous quarter
Quarter ending June 2016	681	
Quarter ending September 2016	732	↑
Quarter ending December 2016	727	→
Quarter ending March 2017	746	↑
Quarter ending June 2017	773	↑
Variance since June 2016	13.5%	↑



ACTIVITY



Adjusted Scheduled Activity (UDA)		
Month	2017	2018
April	61	72
May	156	193
June	232	311
July	326	
August	520	
September	630	
October	805	
November	930	
December	980	
January	1,087	
February	1,197	
March	1,315	
April	1,375	
May	1,375	
June	1,375	

QUALITY

	Quantity	Base Number	Contract	AT	Region	England
% of FP17s for the same patient ID Re-attending within 3 months - Children	15	223	6.7%	9.4%	11.6%	12.0%
% of FP17s for the same patient ID Re-attending within 3 months - Adults	7	52	13.5%	13.7%	15.9%	16.0%
% of FP17s for the same patient ID Re-attending between 3 & 9 months - Children	123	223	55.2%	61.9%	60.4%	58.0%
% of FP17s for the same patient ID Re-attending between 3 & 9 months - Adults	28	52	53.8%	52.9%	52.3%	50.9%
% of FP17s for Band 1 Urgent Courses	15	229	6.6%	8.1%	9.5%	9.1%
% of FP17s Relating to Free Repair or Replacements	0	229	0.0%	0.8%	0.7%	0.8%
% of FP17s Relating to Continuations	5	229	2.2%	1.0%	1.0%	1.1%
% of Patients satisfied with the dentistry they have received	3	3	N/A	92.0%	91.9%	91.7%
% of Patients satisfied with the time they had to wait for an appointment	3	3	N/A	88.2%	88.0%	88.0%

* This is based on patients treated on this contract for their most recent course of treatment. Figures in italics indicate the base number of FP17s or Patient Questionnaire responses are less than 100. N/A is shown where the base number of responses is less than 10 during the period. % is calculated as Quantity/Base number*100

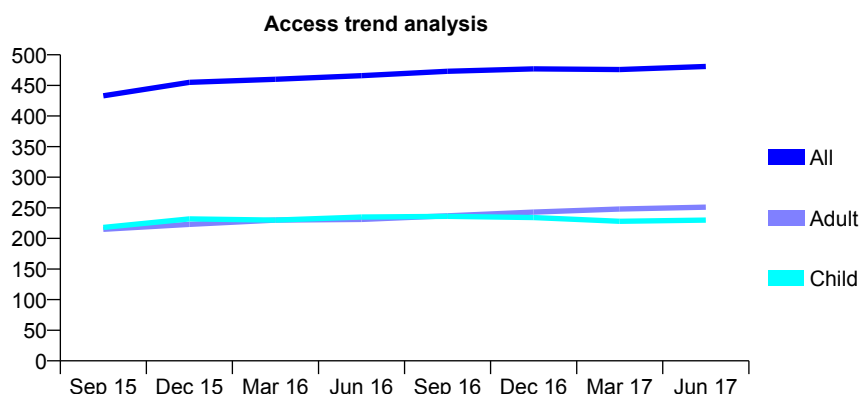
Q64 - Vital Signs At a Glance Contract Report for 740594/0001 - June 2017

Name or company name	MISS JM HAYES
Contract type name	GDS Contract
Purpose of contract	General
Contract start date	01/04/2006
Contract end date	

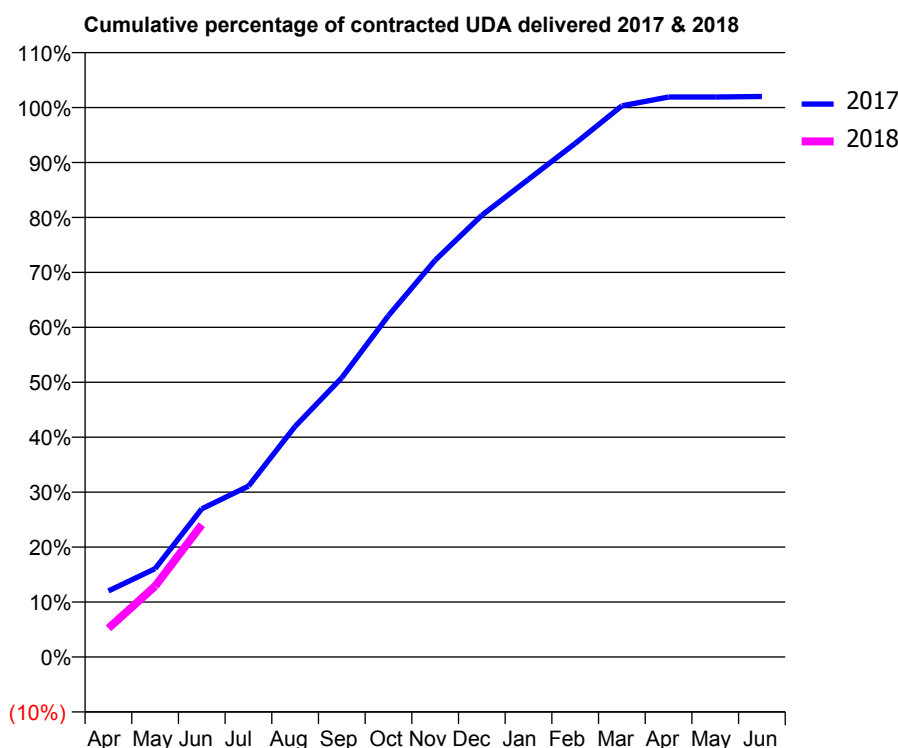
17/18 Contracted general activity (UDA)	998
Carry forward general activity (UDA)	0
17/18 Contracted orthodontic activity (UOA)	0
Carry forward orthodontic activity (UOA)	0
Baseline contract value	£20,767.48

ACCESS*

Patients seen in 24 months	Total	Change since previous quarter
Quarter ending June 2016	466	
Quarter ending September 2016	473	→
Quarter ending December 2016	477	→
Quarter ending March 2017	476	→
Quarter ending June 2017	481	→
Variance since June 2016	3.2%	↑



ACTIVITY



Adjusted Scheduled Activity (UDA)		
Month	2017	2018
April	120	52
May	160	129
June	269	240
July	310	
August	419	
September	507	
October	620	
November	721	
December	802	
January	868	
February	933	
March	1,001	
April	1,017	
May	1,017	
June	1,018	

QUALITY

	Quantity	Base Number	Contract	AT	Region	England
% of FP17s for the same patient ID Re-attending within 3 months - Children	1	86	1.2%	9.4%	11.6%	12.0%
% of FP17s for the same patient ID Re-attending within 3 months - Adults	5	97	5.2%	13.7%	15.9%	16.0%
% of FP17s for the same patient ID Re-attending between 3 & 9 months - Children	43	86	50.0%	61.9%	60.4%	58.0%
% of FP17s for the same patient ID Re-attending between 3 & 9 months - Adults	65	97	67.0%	52.9%	52.3%	50.9%
% of FP17s for Band 1 Urgent Courses	7	172	4.1%	8.1%	9.5%	9.1%
% of FP17s Relating to Free Repair or Replacements	0	172	0.0%	0.8%	0.7%	0.8%
% of FP17s Relating to Continuations	0	172	0.0%	1.0%	1.0%	1.1%
% of Patients satisfied with the dentistry they have received	2	2	N/A	92.0%	91.9%	91.7%
% of Patients satisfied with the time they had to wait for an appointment	2	2	N/A	88.2%	88.0%	88.0%

* This is based on patients treated on this contract for their most recent course of treatment. Figures in italics indicate the base number of FP17s or Patient Questionnaire responses are less than 100. N/A is shown where the base number of responses is less than 10 during the period. % is calculated as Quantity/Base number*100

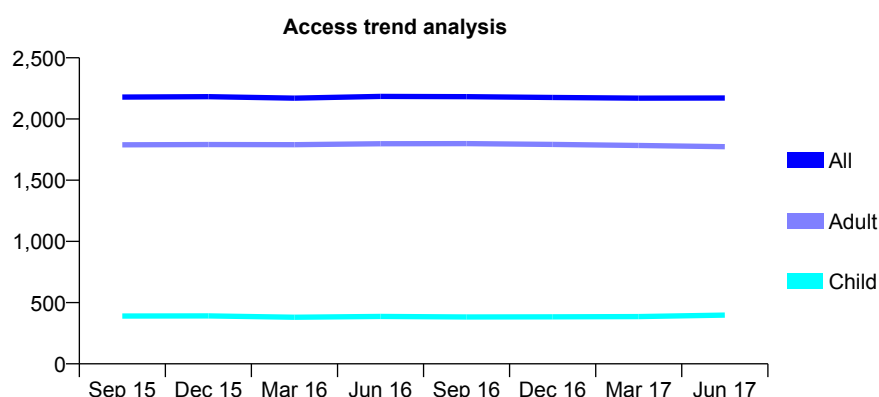
Q64 - Vital Signs At a Glance Contract Report for 746363/0001 - June 2017

Name or company name	MR DM REID
Contract type name	GDS Contract
Purpose of contract	General
Contract start date	01/04/2006
Contract end date	

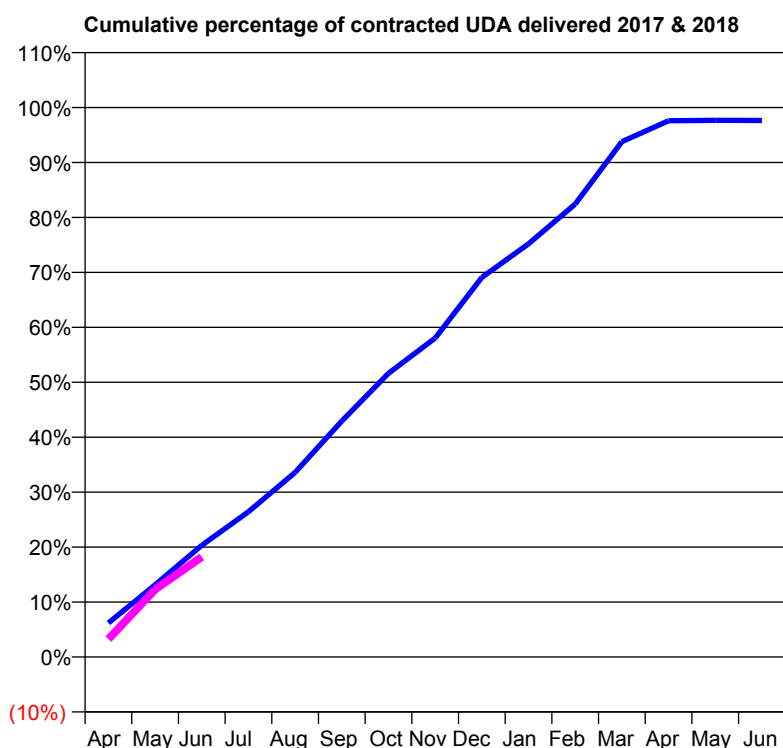
17/18 Contracted general activity (UDA)	6,136
Carry forward general activity (UDA)	0
17/18 Contracted orthodontic activity (UOA)	0
Carry forward orthodontic activity (UOA)	0
Baseline contract value	£203,851.28

ACCESS*

Patients seen in 24 months	Total	Change since previous quarter
Quarter ending June 2016	2,185	
Quarter ending September 2016	2,182	→
Quarter ending December 2016	2,176	→
Quarter ending March 2017	2,170	→
Quarter ending June 2017	2,172	→
Variance since June 2016	(0.6%)	→



ACTIVITY



Adjusted Scheduled Activity (UDA)		
Month	2017	2018
April	380	201
May	806	754
June	1,247	1,117
July	1,622	
August	2,062	
September	2,635	
October	3,167	
November	3,561	
December	4,238	
January	4,613	
February	5,058	
March	5,754	
April	5,987	
May	5,992	
June	5,991	

QUALITY

	Quantity	Base Number	Contract	AT	Region	England
% of FP17s for the same patient ID Re-attending within 3 months - Children	14	152	9.2%	9.4%	11.6%	12.0%
% of FP17s for the same patient ID Re-attending within 3 months - Adults	85	585	14.5%	13.7%	15.9%	16.0%
% of FP17s for the same patient ID Re-attending between 3 & 9 months - Children	92	152	60.5%	61.9%	60.4%	58.0%
% of FP17s for the same patient ID Re-attending between 3 & 9 months - Adults	285	585	48.7%	52.9%	52.3%	50.9%
% of FP17s for Band 1 Urgent Courses	47	628	7.5%	8.1%	9.5%	9.1%
% of FP17s Relating to Free Repair or Replacements	6	628	1.0%	0.8%	0.7%	0.8%
% of FP17s Relating to Continuations	11	628	1.8%	1.0%	1.0%	1.1%
% of Patients satisfied with the dentistry they have received	7	8	N/A	92.0%	91.9%	91.7%
% of Patients satisfied with the time they had to wait for an appointment	8	8	N/A	88.2%	88.0%	88.0%

* This is based on patients treated on this contract for their most recent course of treatment. Figures in italics indicate the base number of FP17s or Patient Questionnaire responses are less than 100. N/A is shown where the base number of responses is less than 10 during the period. % is calculated as Quantity/Base number*100

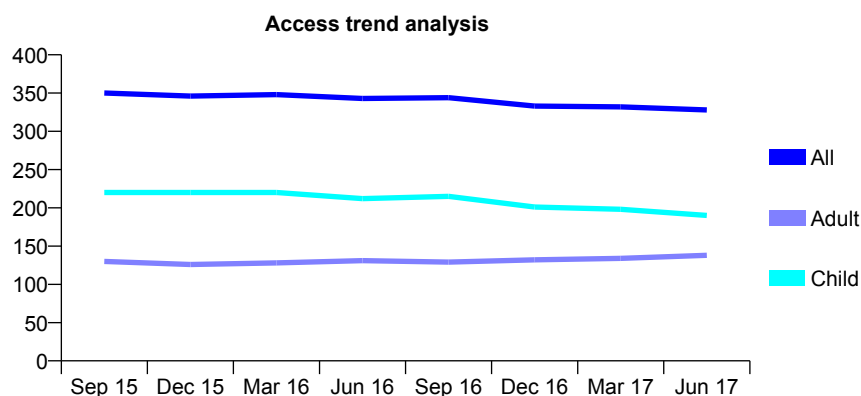
Q64 - Vital Signs At a Glance Contract Report for 750050/0001 - June 2017

Name or company name	MR SJ GOODE
Contract type name	GDS Contract
Purpose of contract	General
Contract start date	01/04/2006
Contract end date	

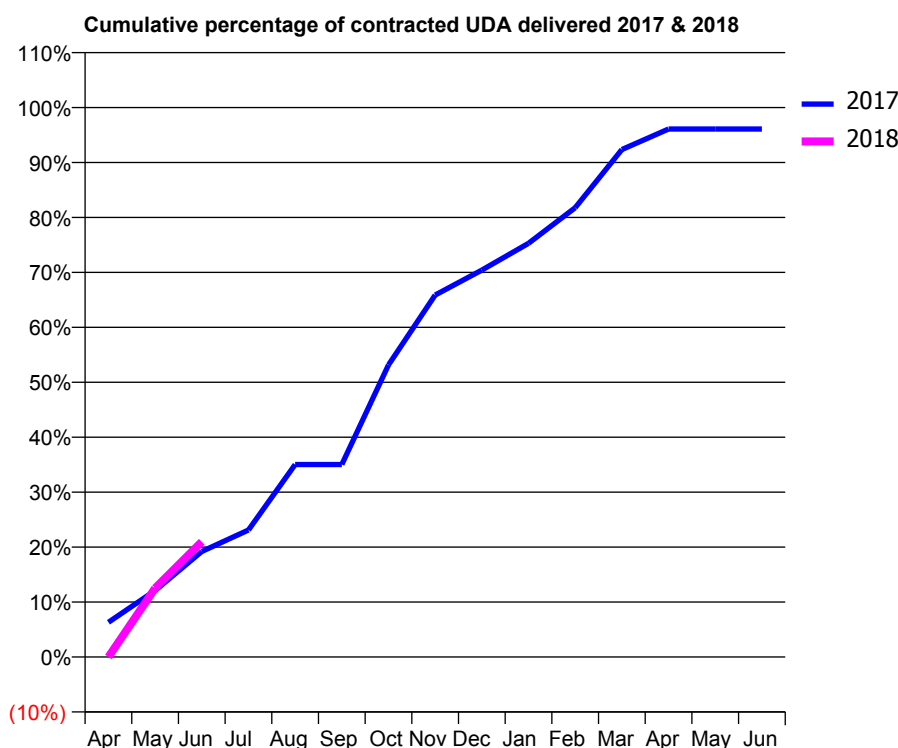
17/18 Contracted general activity (UDA)	1,125
Carry forward general activity (UDA)	0
17/18 Contracted orthodontic activity (UOA)	0
Carry forward orthodontic activity (UOA)	0
Baseline contract value	£30,067.18

ACCESS*

Patients seen in 24 months	Total	Change since previous quarter
Quarter ending June 2016	343	
Quarter ending September 2016	344	→
Quarter ending December 2016	333	↓
Quarter ending March 2017	332	→
Quarter ending June 2017	328	↓
Variance since June 2016	(4.4%)	↓



ACTIVITY



Adjusted Scheduled Activity (UDA)		
Month	2017	2018
April	71	0
May	136	141
June	216	236
July	260	
August	394	
September	394	
October	598	
November	741	
December	792	
January	847	
February	920	
March	1,039	
April	1,081	
May	1,081	
June	1,081	

QUALITY

	Quantity	Base Number	Contract	AT	Region	England
% of FP17s for the same patient ID Re-attending within 3 months - Children	5	75	6.7%	9.4%	11.6%	12.0%
% of FP17s for the same patient ID Re-attending within 3 months - Adults	4	36	11.1%	13.7%	15.9%	16.0%
% of FP17s for the same patient ID Re-attending between 3 & 9 months - Children	52	75	69.3%	61.9%	60.4%	58.0%
% of FP17s for the same patient ID Re-attending between 3 & 9 months - Adults	19	36	52.8%	52.9%	52.3%	50.9%
% of FP17s for Band 1 Urgent Courses	0	94	0.0%	8.1%	9.5%	9.1%
% of FP17s Relating to Free Repair or Replacements	0	94	0.0%	0.8%	0.7%	0.8%
% of FP17s Relating to Continuations	4	94	4.3%	1.0%	1.0%	1.1%
% of Patients satisfied with the dentistry they have received	1	1	N/A	92.0%	91.9%	91.7%
% of Patients satisfied with the time they had to wait for an appointment	1	1	N/A	88.2%	88.0%	88.0%

* This is based on patients treated on this contract for their most recent course of treatment. Figures in italics indicate the base number of FP17s or Patient Questionnaire responses are less than 100. N/A is shown where the base number of responses is less than 10 during the period. % is calculated as Quantity/Base number*100

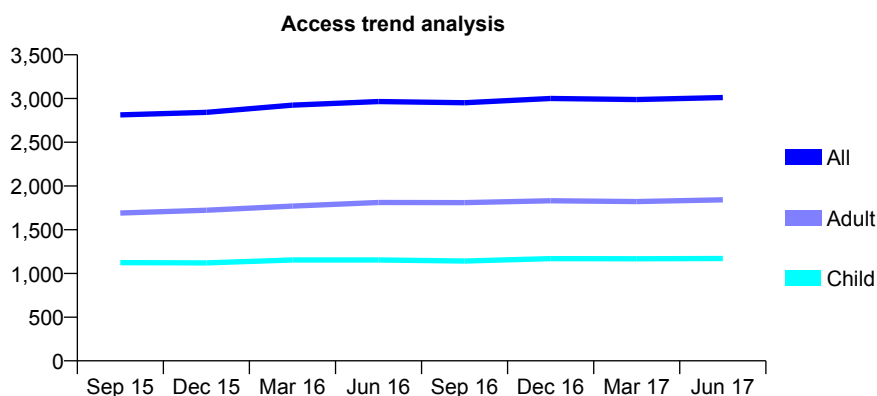
Q64 - Vital Signs At a Glance Contract Report for 755567/0001 - June 2017

Name or company name	MRS S SUTHAGAR
Contract type name	GDS Contract
Purpose of contract	General
Contract start date	20/10/2011
Contract end date	

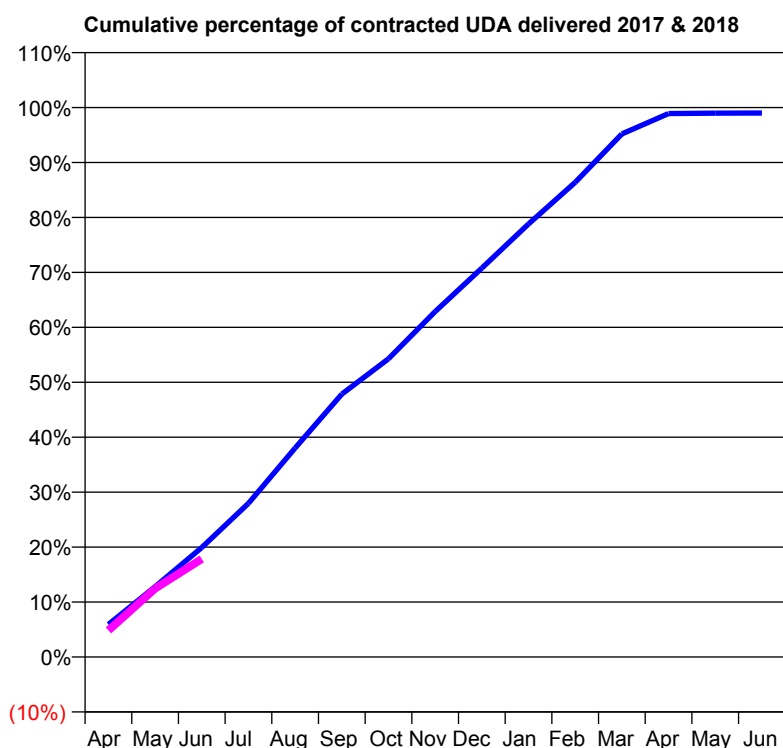
17/18 Contracted general activity (UDA)	8,000
Carry forward general activity (UDA)	0
17/18 Contracted orthodontic activity (UOA)	0
Carry forward orthodontic activity (UOA)	0
Baseline contract value	£213,169.03

ACCESS*

Patients seen in 24 months	Total	Change since previous quarter
Quarter ending June 2016	2,965	
Quarter ending September 2016	2,951	→
Quarter ending December 2016	3,000	→
Quarter ending March 2017	2,989	→
Quarter ending June 2017	3,011	→
Variance since June 2016	1.6%	→



ACTIVITY



Adjusted Scheduled Activity (UDA)		
Month	2017	2018
April	475	387
May	1,025	998
June	1,595	1,428
July	2,238	
August	3,043	
September	3,827	
October	4,341	
November	5,029	
December	5,662	
January	6,304	
February	6,910	
March	7,614	
April	7,912	
May	7,917	
June	7,920	

QUALITY

	Quantity	Base Number	Contract	AT	Region	England
% of FP17s for the same patient ID Re-attending within 3 months - Children	35	457	7.7%	9.4%	11.6%	12.0%
% of FP17s for the same patient ID Re-attending within 3 months - Adults	98	634	15.5%	13.7%	15.9%	16.0%
% of FP17s for the same patient ID Re-attending between 3 & 9 months - Children	274	457	60.0%	61.9%	60.4%	58.0%
% of FP17s for the same patient ID Re-attending between 3 & 9 months - Adults	316	634	49.8%	52.9%	52.3%	50.9%
% of FP17s for Band 1 Urgent Courses	41	771	5.3%	8.1%	9.5%	9.1%
% of FP17s Relating to Free Repair or Replacements	3	771	0.4%	0.8%	0.7%	0.8%
% of FP17s Relating to Continuations	2	771	0.3%	1.0%	1.0%	1.1%
% of Patients satisfied with the dentistry they have received	5	5	N/A	92.0%	91.9%	91.7%
% of Patients satisfied with the time they had to wait for an appointment	5	5	N/A	88.2%	88.0%	88.0%

* This is based on patients treated on this contract for their most recent course of treatment. Figures in italics indicate the base number of FP17s or Patient Questionnaire responses are less than 100. N/A is shown where the base number of responses is less than 10 during the period. % is calculated as Quantity/Base number*100

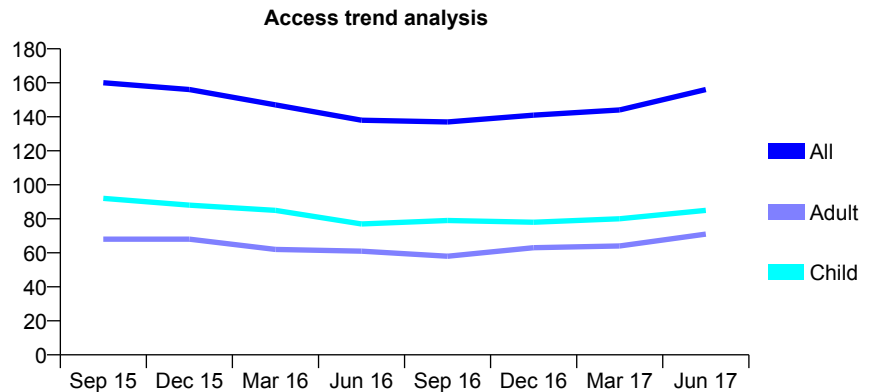
Q64 - Vital Signs At a Glance Contract Report for 760811/0001 - June 2017

Name or company name	MR GC MULLER
Contract type name	GDS Contract
Purpose of contract	General
Contract start date	01/02/2011
Contract end date	

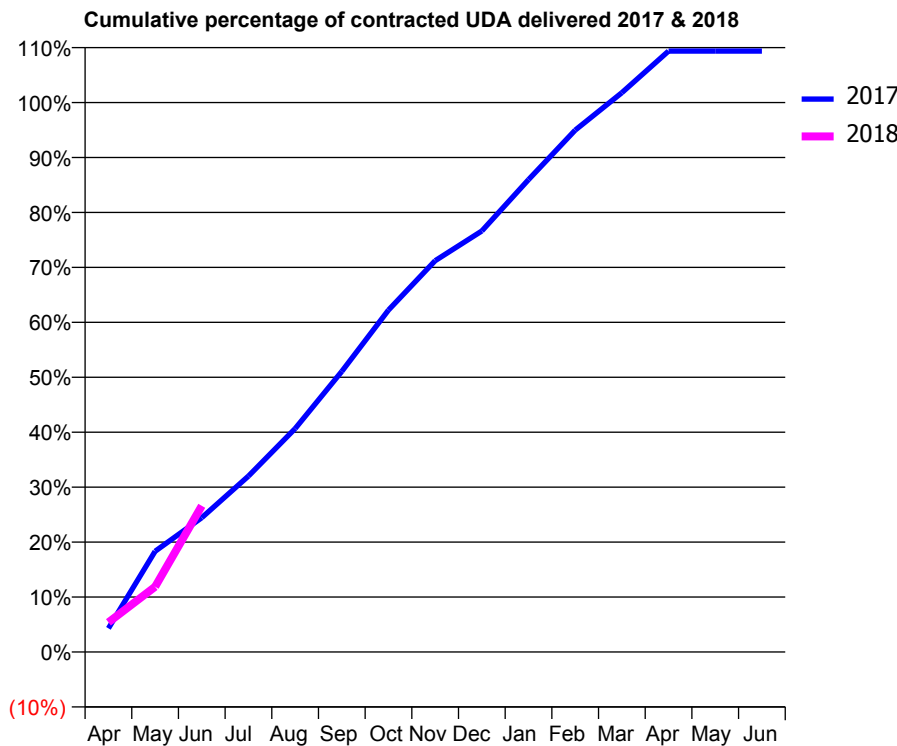
17/18 Contracted general activity (UDA)	278
Carry forward general activity (UDA)	0
17/18 Contracted orthodontic activity (UOA)	0
Carry forward orthodontic activity (UOA)	0
Baseline contract value	£6,707.68

ACCESS*

Patients seen in 24 months	Total	Change since previous quarter
Quarter ending June 2016	138	
Quarter ending September 2016	137	→
Quarter ending December 2016	141	↑
Quarter ending March 2017	144	↑
Quarter ending June 2017	156	↑
Variance since June 2016	13.0%	↑



ACTIVITY



Adjusted Scheduled Activity (UDA)		
Month	2017	2018
April	12	15
May	51	33
June	68	74
July	89	
August	113	
September	142	
October	173	
November	198	
December	213	
January	239	
February	264	
March	283	
April	304	
May	304	
June	304	

QUALITY

	Quantity	Base Number	Contract	AT	Region	England
% of FP17s for the same patient ID Re-attending within 3 months - Children	0	40	0.0%	9.4%	11.6%	12.0%
% of FP17s for the same patient ID Re-attending within 3 months - Adults	7	35	20.0%	13.7%	15.9%	16.0%
% of FP17s for the same patient ID Re-attending between 3 & 9 months - Children	23	40	57.5%	61.9%	60.4%	58.0%
% of FP17s for the same patient ID Re-attending between 3 & 9 months - Adults	17	35	48.6%	52.9%	52.3%	50.9%
% of FP17s for Band 1 Urgent Courses	0	60	0.0%	8.1%	9.5%	9.1%
% of FP17s Relating to Free Repair or Replacements	0	60	0.0%	0.8%	0.7%	0.8%
% of FP17s Relating to Continuations	0	60	0.0%	1.0%	1.0%	1.1%
% of Patients satisfied with the dentistry they have received	0	0	N/A	92.0%	91.9%	91.7%
% of Patients satisfied with the time they had to wait for an appointment	0	0	N/A	88.2%	88.0%	88.0%

* This is based on patients treated on this contract for their most recent course of treatment. Figures in italics indicate the base number of FP17s or Patient Questionnaire responses are less than 100. N/A is shown where the base number of responses is less than 10 during the period. % is calculated as Quantity/Base number*100

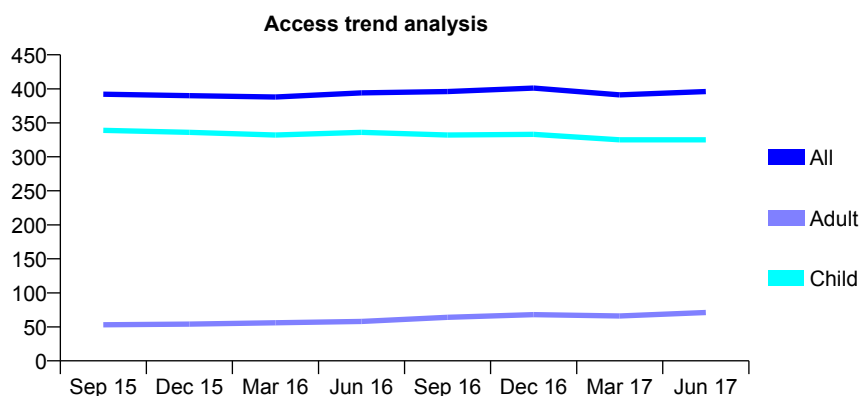
Q64 - Vital Signs At a Glance Contract Report for 761095/0001 - June 2017

Name or company name	MR PJ TOWNES
Contract type name	GDS Contract
Purpose of contract	General
Contract start date	01/04/2006
Contract end date	

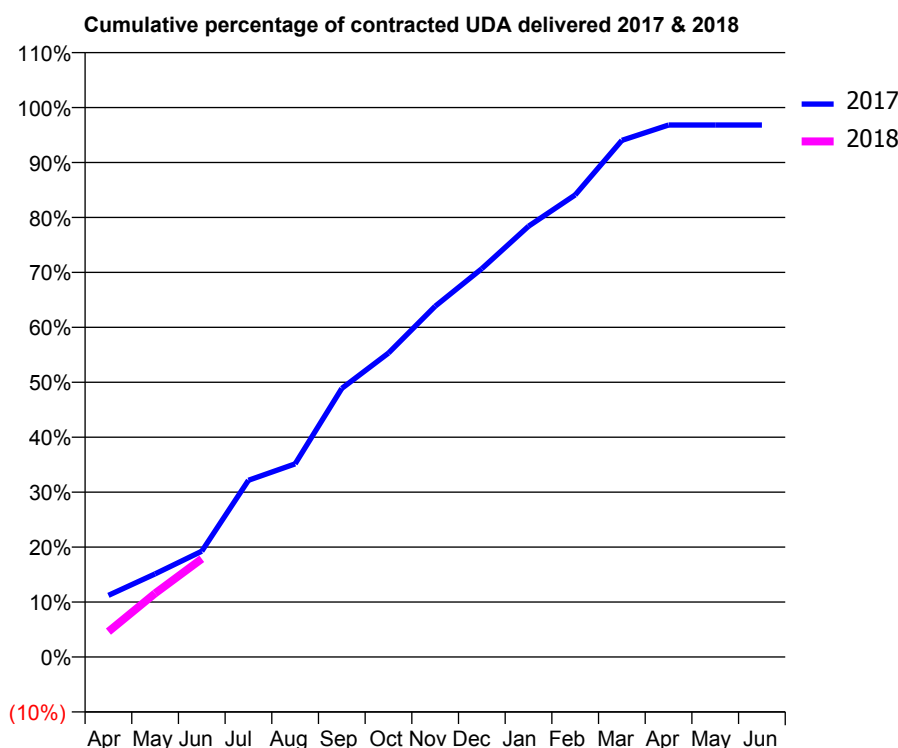
17/18 Contracted general activity (UDA)	1,000
Carry forward general activity (UDA)	0
17/18 Contracted orthodontic activity (UOA)	0
Carry forward orthodontic activity (UOA)	0
Baseline contract value	£21,723.84

ACCESS*

Patients seen in 24 months	Total	Change since previous quarter
Quarter ending June 2016	394	
Quarter ending September 2016	396	→
Quarter ending December 2016	401	→
Quarter ending March 2017	391	↓
Quarter ending June 2017	396	→
Variance since June 2016	0.5%	→



ACTIVITY



Adjusted Scheduled Activity (UDA)		
Month	2017	2018
April	112	46
May	151	116
June	193	179
July	322	
August	352	
September	489	
October	553	
November	638	
December	707	
January	784	
February	841	
March	940	
April	968	
May	968	
June	968	

QUALITY

	Quantity	Base Number	Contract	AT	Region	England
% of FP17s for the same patient ID Re-attending within 3 months - Children	8	153	5.2%	9.4%	11.6%	12.0%
% of FP17s for the same patient ID Re-attending within 3 months - Adults	1	10	10.0%	13.7%	15.9%	16.0%
% of FP17s for the same patient ID Re-attending between 3 & 9 months - Children	120	153	78.4%	61.9%	60.4%	58.0%
% of FP17s for the same patient ID Re-attending between 3 & 9 months - Adults	9	10	90.0%	52.9%	52.3%	50.9%
% of FP17s for Band 1 Urgent Courses	4	139	2.9%	8.1%	9.5%	9.1%
% of FP17s Relating to Free Repair or Replacements	0	139	0.0%	0.8%	0.7%	0.8%
% of FP17s Relating to Continuations	0	139	0.0%	1.0%	1.0%	1.1%
% of Patients satisfied with the dentistry they have received	1	1	N/A	92.0%	91.9%	91.7%
% of Patients satisfied with the time they had to wait for an appointment	1	1	N/A	88.2%	88.0%	88.0%

* This is based on patients treated on this contract for their most recent course of treatment. Figures in italics indicate the base number of FP17s or Patient Questionnaire responses are less than 100. N/A is shown where the base number of responses is less than 10 during the period. % is calculated as Quantity/Base number*100

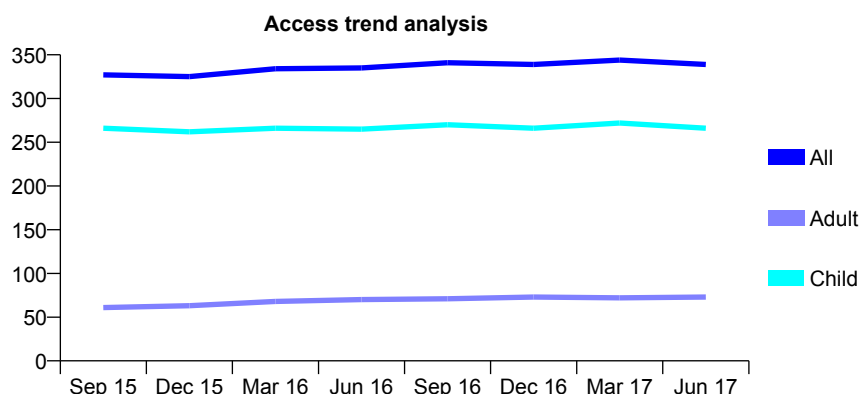
Q64 - Vital Signs At a Glance Contract Report for 787639/0001 - June 2017

Name or company name	MR CF DA ROCHA O'NEILL
Contract type name	GDS Contract
Purpose of contract	General
Contract start date	01/04/2008
Contract end date	

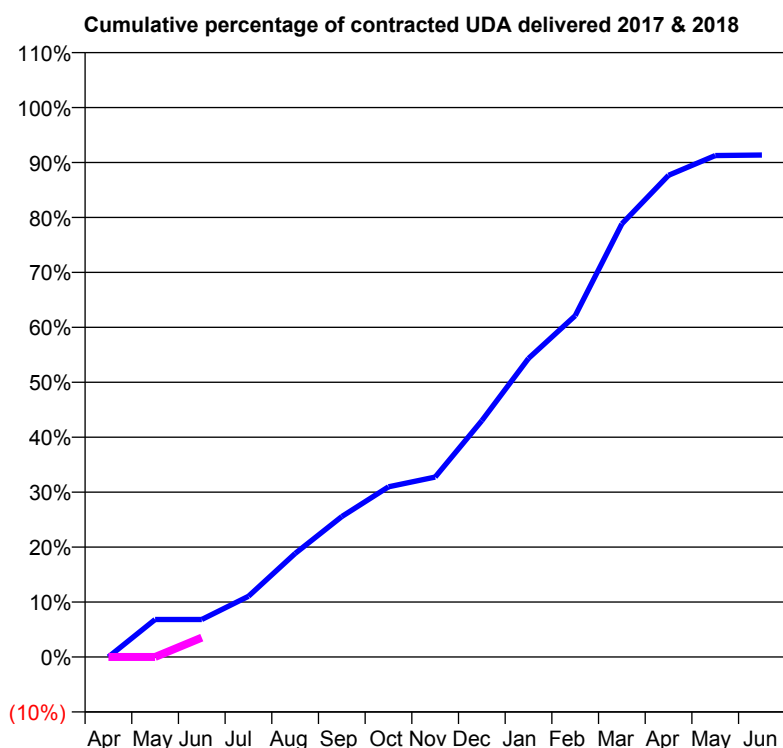
17/18 Contracted general activity (UDA)	850
Carry forward general activity (UDA)	0
17/18 Contracted orthodontic activity (UOA)	0
Carry forward orthodontic activity (UOA)	0
Baseline contract value	£17,949.27

ACCESS*

Patients seen in 24 months	Total	Change since previous quarter
Quarter ending June 2016	335	
Quarter ending September 2016	341	→
Quarter ending December 2016	339	→
Quarter ending March 2017	344	→
Quarter ending June 2017	339	↓
Variance since June 2016	1.2%	→



ACTIVITY



Month	Adjusted Scheduled Activity (UDA)	
	2017	2018
April	0	0
May	58	0
June	58	30
July	94	
August	160	
September	217	
October	263	
November	278	
December	366	
January	462	
February	528	
March	670	
April	745	
May	776	
June	777	

QUALITY

	Quantity	Base Number	Contract	AT	Region	England
% of FP17s for the same patient ID Re-attending within 3 months - Children	5	68	7.4%	9.4%	11.6%	12.0%
% of FP17s for the same patient ID Re-attending within 3 months - Adults	0	8	0.0%	13.7%	15.9%	16.0%
% of FP17s for the same patient ID Re-attending between 3 & 9 months - Children	37	68	54.4%	61.9%	60.4%	58.0%
% of FP17s for the same patient ID Re-attending between 3 & 9 months - Adults	4	8	50.0%	52.9%	52.3%	50.9%
% of FP17s for Band 1 Urgent Courses	0	24	0.0%	8.1%	9.5%	9.1%
% of FP17s Relating to Free Repair or Replacements	0	24	0.0%	0.8%	0.7%	0.8%
% of FP17s Relating to Continuations	0	24	0.0%	1.0%	1.0%	1.1%
% of Patients satisfied with the dentistry they have received	0	0	N/A	92.0%	91.9%	91.7%
% of Patients satisfied with the time they had to wait for an appointment	0	0	N/A	88.2%	88.0%	88.0%

* This is based on patients treated on this contract for their most recent course of treatment. Figures in italics indicate the base number of FP17s or Patient Questionnaire responses are less than 100. N/A is shown where the base number of responses is less than 10 during the period. % is calculated as Quantity/Base number*100

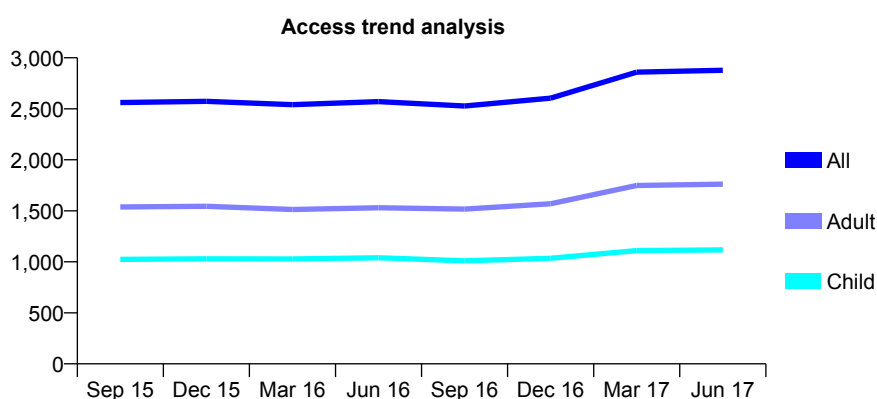
Q64 - Vital Signs At a Glance Contract Report for 802085/0001 - June 2017

Name or company name	Savernake Dental Partners
Contract type name	GDS Contract
Purpose of contract	General
Contract start date	01/04/2006
Contract end date	

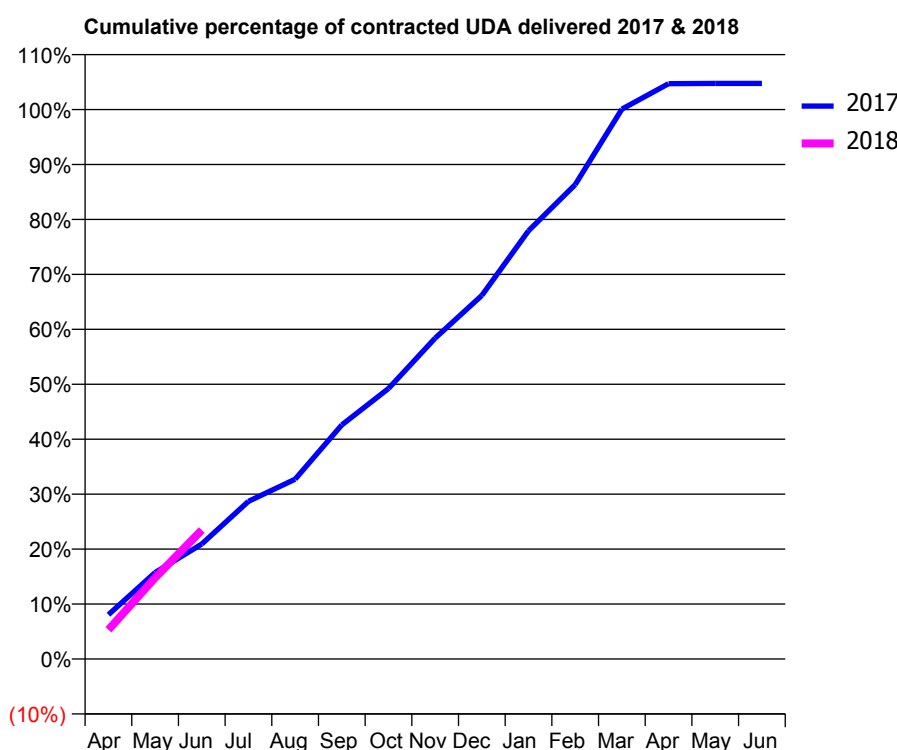
17/18 Contracted general activity (UDA)	6,362
Carry forward general activity (UDA)	0
17/18 Contracted orthodontic activity (UOA)	0
Carry forward orthodontic activity (UOA)	0
Baseline contract value	£140,073.33

ACCESS*

Patients seen in 24 months	Total	Change since previous quarter
Quarter ending June 2016	2,570	
Quarter ending September 2016	2,527	↓
Quarter ending December 2016	2,604	↑
Quarter ending March 2017	2,859	↑
Quarter ending June 2017	2,878	→
Variance since June 2016	12.0%	↑



ACTIVITY



Adjusted Scheduled Activity (UDA)		
Month	2017	2018
April	513	338
May	1,001	941
June	1,332	1,494
July	1,826	
August	2,082	
September	2,710	
October	3,132	
November	3,715	
December	4,209	
January	4,958	
February	5,493	
March	6,366	
April	6,661	
May	6,663	
June	6,663	

QUALITY

	Quantity	Base Number	Contract	AT	Region	England
% of FP17s for the same patient ID Re-attending within 3 months - Children	21	422	5.0%	9.4%	11.6%	12.0%
% of FP17s for the same patient ID Re-attending within 3 months - Adults	82	671	12.2%	13.7%	15.9%	16.0%
% of FP17s for the same patient ID Re-attending between 3 & 9 months - Children	234	422	55.5%	61.9%	60.4%	58.0%
% of FP17s for the same patient ID Re-attending between 3 & 9 months - Adults	301	671	44.9%	52.9%	52.3%	50.9%
% of FP17s for Band 1 Urgent Courses	50	777	6.4%	8.1%	9.5%	9.1%
% of FP17s Relating to Free Repair or Replacements	0	777	0.0%	0.8%	0.7%	0.8%
% of FP17s Relating to Continuations	14	777	1.8%	1.0%	1.0%	1.1%
% of Patients satisfied with the dentistry they have received	7	8	N/A	92.0%	91.9%	91.7%
% of Patients satisfied with the time they had to wait for an appointment	7	8	N/A	88.2%	88.0%	88.0%

* This is based on patients treated on this contract for their most recent course of treatment. Figures in italics indicate the base number of FP17s or Patient Questionnaire responses are less than 100. N/A is shown where the base number of responses is less than 10 during the period. % is calculated as Quantity/Base number*100

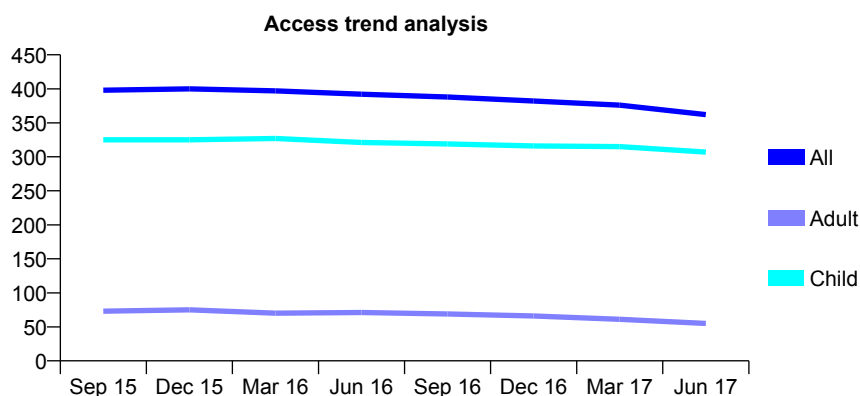
Q64 - Vital Signs At a Glance Contract Report for 811939/0001 - June 2017

Name or company name	MR JN PATON
Contract type name	GDS Contract
Purpose of contract	General
Contract start date	01/04/2006
Contract end date	

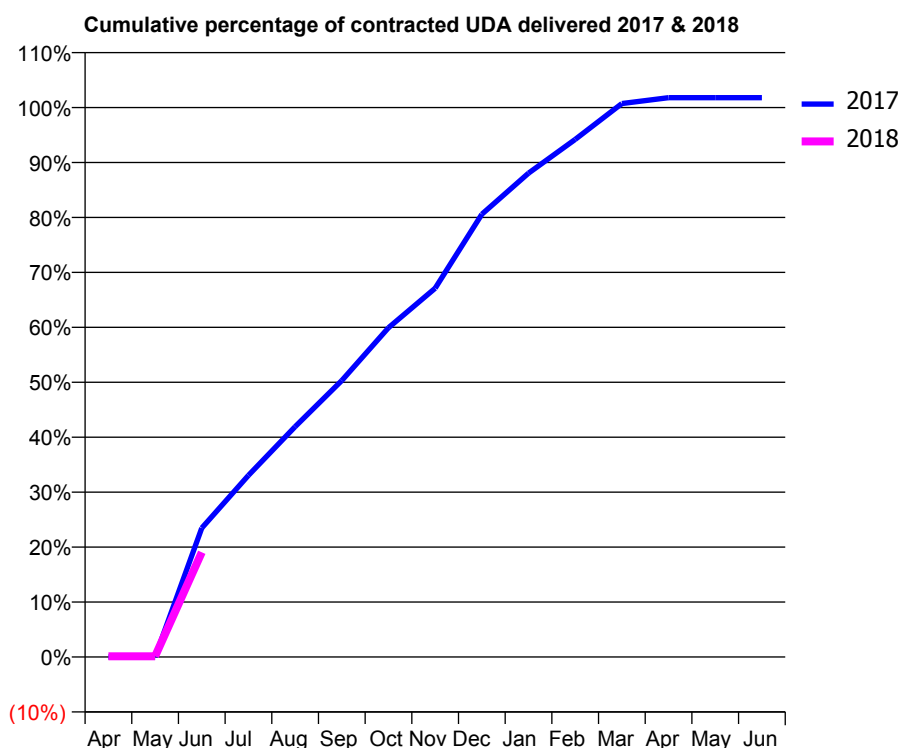
17/18 Contracted general activity (UDA)	750
Carry forward general activity (UDA)	0
17/18 Contracted orthodontic activity (UOA)	0
Carry forward orthodontic activity (UOA)	0
Baseline contract value	£15,188.08

ACCESS*

Patients seen in 24 months	Total	Change since previous quarter
Quarter ending June 2016	392	
Quarter ending September 2016	388	↓
Quarter ending December 2016	382	↓
Quarter ending March 2017	376	↓
Quarter ending June 2017	362	↓
Variance since June 2016	(7.7%)	↓



ACTIVITY



Month	Adjusted Scheduled Activity (UDA)	
	2017	2018
April	0	1
May	0	1
June	176	143
July	248	
August	314	
September	377	
October	449	
November	503	
December	604	
January	660	
February	706	
March	755	
April	763	
May	763	
June	763	

QUALITY

	Quantity	Base Number	Contract	AT	Region	England
% of FP17s for the same patient ID Re-attending within 3 months - Children	3	108	2.8%	9.4%	11.6%	12.0%
% of FP17s for the same patient ID Re-attending within 3 months - Adults	0	8	0.0%	13.7%	15.9%	16.0%
% of FP17s for the same patient ID Re-attending between 3 & 9 months - Children	76	108	70.4%	61.9%	60.4%	58.0%
% of FP17s for the same patient ID Re-attending between 3 & 9 months - Adults	6	8	75.0%	52.9%	52.3%	50.9%
% of FP17s for Band 1 Urgent Courses	0	107	0.0%	8.1%	9.5%	9.1%
% of FP17s Relating to Free Repair or Replacements	0	107	0.0%	0.8%	0.7%	0.8%
% of FP17s Relating to Continuations	0	107	0.0%	1.0%	1.0%	1.1%
% of Patients satisfied with the dentistry they have received	0	0	N/A	92.0%	91.9%	91.7%
% of Patients satisfied with the time they had to wait for an appointment	0	0	N/A	88.2%	88.0%	88.0%

* This is based on patients treated on this contract for their most recent course of treatment. Figures in italics indicate the base number of FP17s or Patient Questionnaire responses are less than 100. N/A is shown where the base number of responses is less than 10 during the period. % is calculated as Quantity/Base number*100

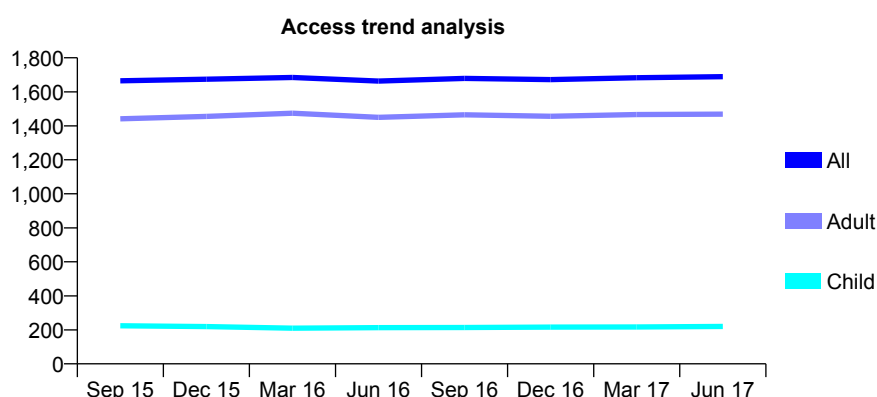
Q64 - Vital Signs At a Glance Contract Report for 814008/0001 - June 2017

Name or company name	MR IM MIDGLEY
Contract type name	GDS Contract
Purpose of contract	General
Contract start date	01/04/2006
Contract end date	

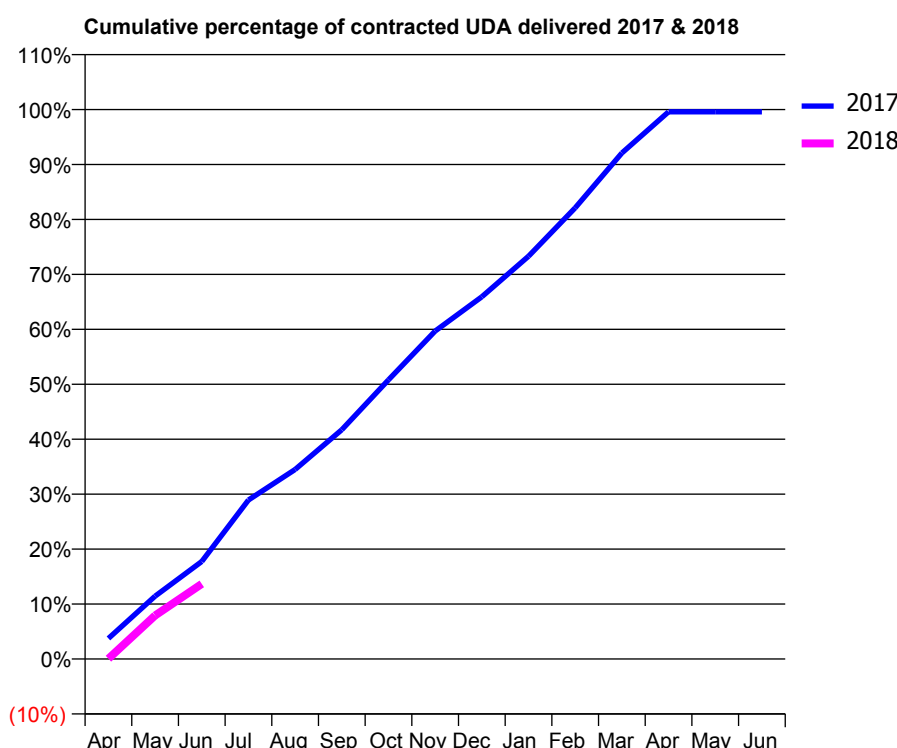
17/18 Contracted general activity (UDA)	7,460
Carry forward general activity (UDA)	0
17/18 Contracted orthodontic activity (UOA)	0
Carry forward orthodontic activity (UOA)	0
Baseline contract value	£186,514.59

ACCESS*

Patients seen in 24 months	Total	Change since previous quarter
Quarter ending June 2016	1,663	
Quarter ending September 2016	1,679	→
Quarter ending December 2016	1,672	→
Quarter ending March 2017	1,683	→
Quarter ending June 2017	1,689	→
Variance since June 2016	1.6%	→



ACTIVITY



Adjusted Scheduled Activity (UDA)		
Month	2017	2018
April	279	5
May	854	590
June	1,324	1,021
July	2,159	
August	2,573	
September	3,113	
October	3,789	
November	4,452	
December	4,918	
January	5,467	
February	6,125	
March	6,870	
April	7,429	
May	7,429	
June	7,429	

QUALITY

	Quantity	Base Number	Contract	AT	Region	England
% of FP17s for the same patient ID Re-attending within 3 months - Children	8	92	8.7%	9.4%	11.6%	12.0%
% of FP17s for the same patient ID Re-attending within 3 months - Adults	130	621	20.9%	13.7%	15.9%	16.0%
% of FP17s for the same patient ID Re-attending between 3 & 9 months - Children	63	92	68.5%	61.9%	60.4%	58.0%
% of FP17s for the same patient ID Re-attending between 3 & 9 months - Adults	409	621	65.9%	52.9%	52.3%	50.9%
% of FP17s for Band 1 Urgent Courses	109	489	22.3%	8.1%	9.5%	9.1%
% of FP17s Relating to Free Repair or Replacements	10	489	2.0%	0.8%	0.7%	0.8%
% of FP17s Relating to Continuations	10	489	2.0%	1.0%	1.0%	1.1%
% of Patients satisfied with the dentistry they have received	9	9	N/A	92.0%	91.9%	91.7%
% of Patients satisfied with the time they had to wait for an appointment	9	9	N/A	88.2%	88.0%	88.0%

* This is based on patients treated on this contract for their most recent course of treatment. Figures in italics indicate the base number of FP17s or Patient Questionnaire responses are less than 100. N/A is shown where the base number of responses is less than 10 during the period. % is calculated as Quantity/Base number*100

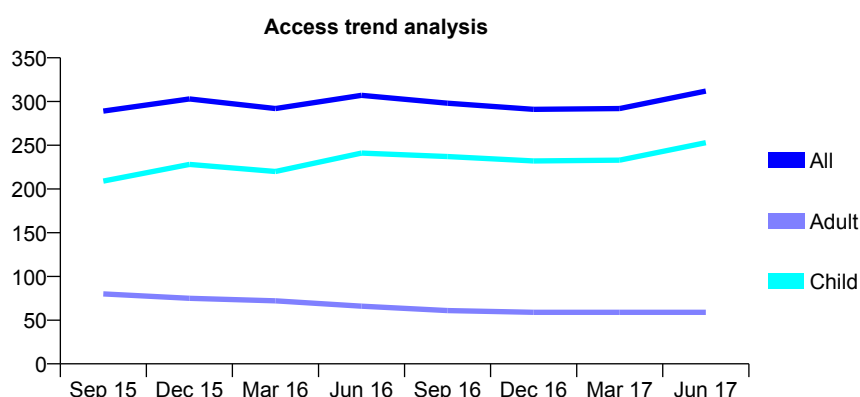
Q64 - Vital Signs At a Glance Contract Report for 820059/0001 - June 2017

Name or company name	MR AJ SMITH
Contract type name	PDS Contract
Purpose of contract	General and Orthodontic
Contract start date	01/04/2006
Contract end date	31/03/2018

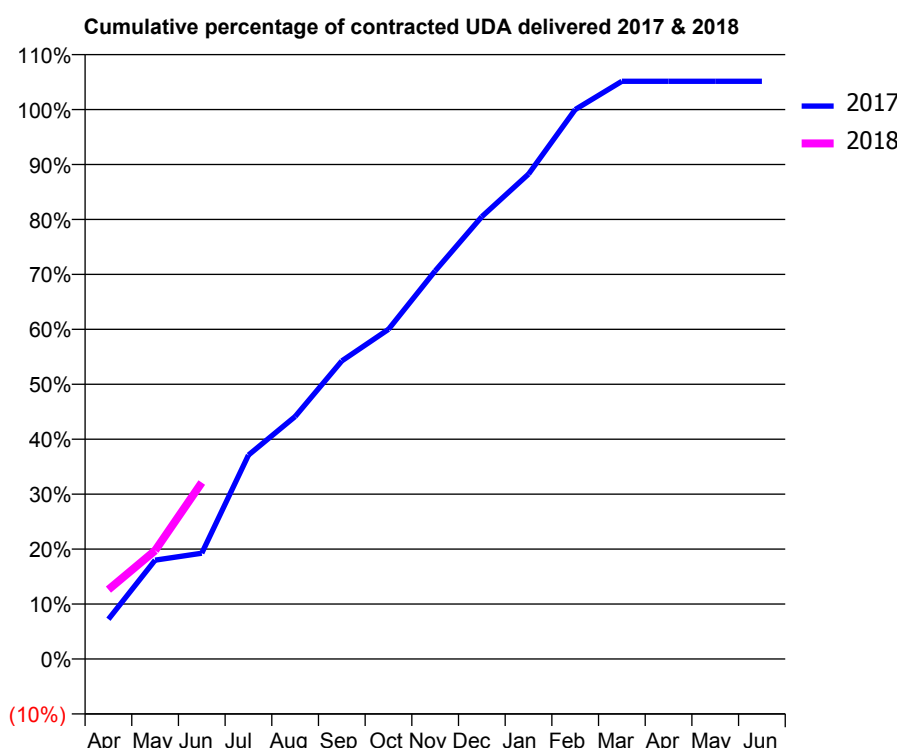
17/18 Contracted general activity (UDA)	800
Carry forward general activity (UDA)	0
17/18 Contracted orthodontic activity (UOA)	500
Carry forward orthodontic activity (UOA)	0
Baseline contract value	£59,188.00

ACCESS*

Patients seen in 24 months	Total	Change since previous quarter
Quarter ending June 2016	307	
Quarter ending September 2016	298	↓
Quarter ending December 2016	291	↓
Quarter ending March 2017	292	→
Quarter ending June 2017	312	↑
Variance since June 2016	1.6%	→



ACTIVITY



Adjusted Scheduled Activity (UDA)		
Month	2017	2018
April	58	101
May	144	158
June	154	257
July	297	
August	353	
September	434	
October	480	
November	565	
December	644	
January	706	
February	800	
March	841	
April	841	
May	841	
June	841	

QUALITY

	Quantity	Base Number	Contract	AT	Region	England
% of FP17s for the same patient ID Re-attending within 3 months - Children	14	101	13.9%	9.4%	11.6%	12.0%
% of FP17s for the same patient ID Re-attending within 3 months - Adults	0	14	0.0%	13.7%	15.9%	16.0%
% of FP17s for the same patient ID Re-attending between 3 & 9 months - Children	28	101	27.7%	61.9%	60.4%	58.0%
% of FP17s for the same patient ID Re-attending between 3 & 9 months - Adults	5	14	35.7%	52.9%	52.3%	50.9%
% of FP17s for Band 1 Urgent Courses	0	107	0.0%	8.1%	9.5%	9.1%
% of FP17s Relating to Free Repair or Replacements	0	107	0.0%	0.8%	0.7%	0.8%
% of FP17s Relating to Continuations	1	107	0.9%	1.0%	1.0%	1.1%
% of Patients satisfied with the dentistry they have received	0	0	N/A	92.0%	91.9%	91.7%
% of Patients satisfied with the time they had to wait for an appointment	0	0	N/A	88.2%	88.0%	88.0%

* This is based on patients treated on this contract for their most recent course of treatment. Figures in italics indicate the base number of FP17s or Patient Questionnaire responses are less than 100. N/A is shown where the base number of responses is less than 10 during the period. % is calculated as Quantity/Base number*100

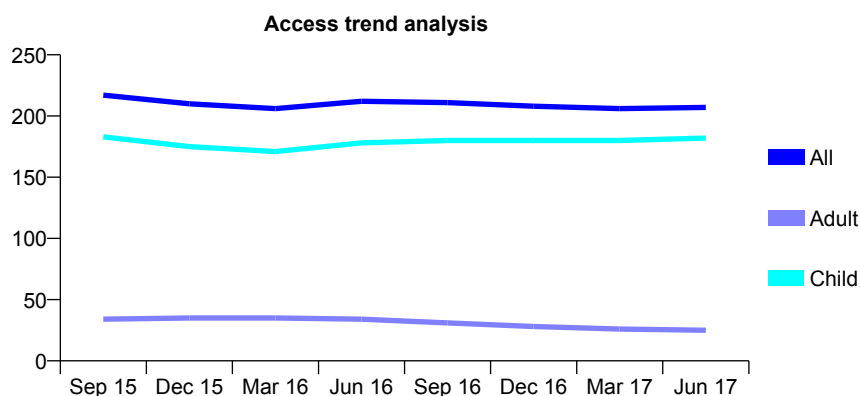
Q64 - Vital Signs At a Glance Contract Report for 820318/0001 - June 2017

Name or company name	MR DS HOLEYMAN
Contract type name	GDS Contract
Purpose of contract	General
Contract start date	01/04/2006
Contract end date	

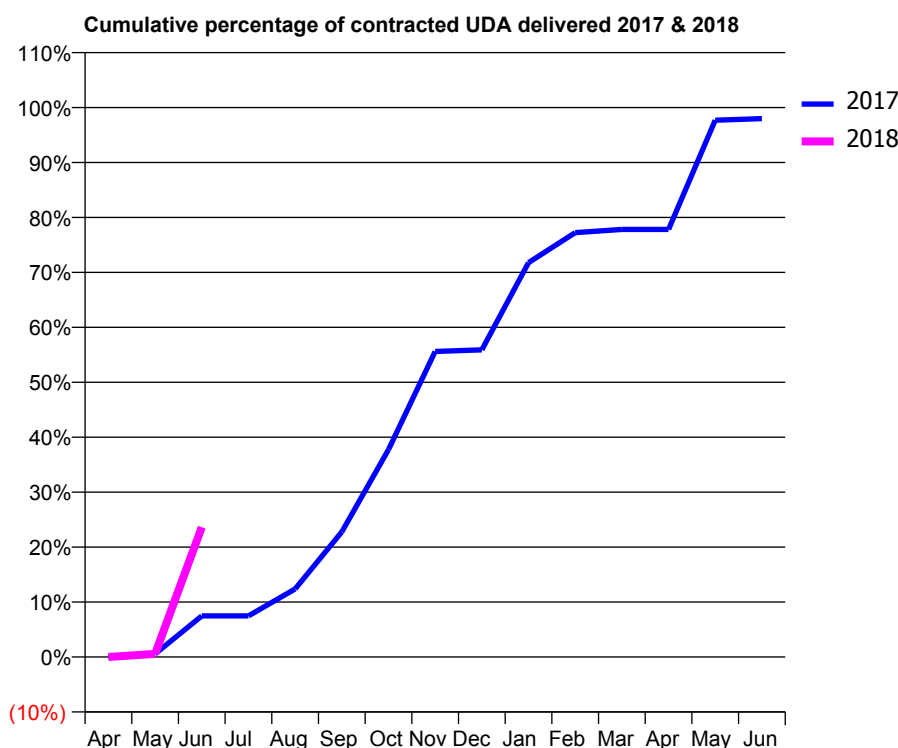
17/18 Contracted general activity (UDA)	347
Carry forward general activity (UDA)	0
17/18 Contracted orthodontic activity (UOA)	0
Carry forward orthodontic activity (UOA)	0
Baseline contract value	£7,783.37

ACCESS*

Patients seen in 24 months	Total	Change since previous quarter
Quarter ending June 2016	212	
Quarter ending September 2016	211	→
Quarter ending December 2016	208	↓
Quarter ending March 2017	206	→
Quarter ending June 2017	207	→
Variance since June 2016	(2.4%)	↓



ACTIVITY



Month	Adjusted Scheduled Activity (UDA)	
	2017	2018
April	0	0
May	2	2
June	26	82
July	26	
August	43	
September	79	
October	131	
November	193	
December	194	
January	249	
February	268	
March	270	
April	270	
May	339	
June	340	

QUALITY

	Quantity	Base Number	Contract	AT	Region	England
% of FP17s for the same patient ID Re-attending within 3 months - Children	2	78	2.6%	9.4%	11.6%	12.0%
% of FP17s for the same patient ID Re-attending within 3 months - Adults	0	6	0.0%	13.7%	15.9%	16.0%
% of FP17s for the same patient ID Re-attending between 3 & 9 months - Children	51	78	65.4%	61.9%	60.4%	58.0%
% of FP17s for the same patient ID Re-attending between 3 & 9 months - Adults	4	6	66.7%	52.9%	52.3%	50.9%
% of FP17s for Band 1 Urgent Courses	0	38	0.0%	8.1%	9.5%	9.1%
% of FP17s Relating to Free Repair or Replacements	0	38	0.0%	0.8%	0.7%	0.8%
% of FP17s Relating to Continuations	0	38	0.0%	1.0%	1.0%	1.1%
% of Patients satisfied with the dentistry they have received	1	1	N/A	92.0%	91.9%	91.7%
% of Patients satisfied with the time they had to wait for an appointment	1	1	N/A	88.2%	88.0%	88.0%

* This is based on patients treated on this contract for their most recent course of treatment. Figures in italics indicate the base number of FP17s or Patient Questionnaire responses are less than 100. N/A is shown where the base number of responses is less than 10 during the period. % is calculated as Quantity/Base number*100

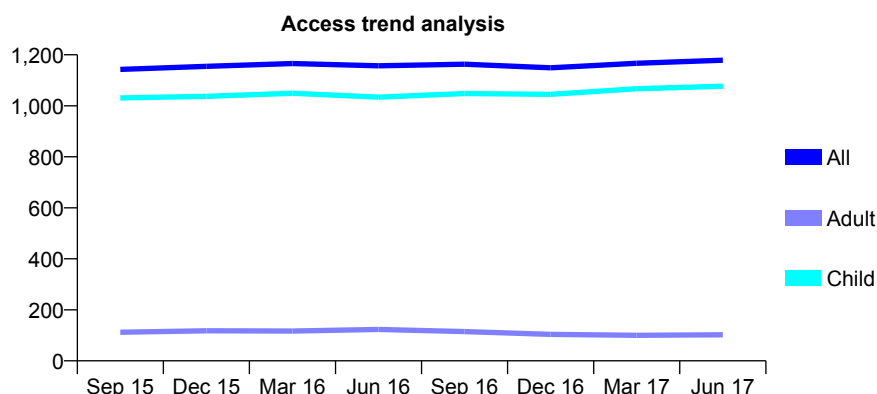
Q64 - Vital Signs At a Glance Contract Report for 820423/0001 - June 2017

Name or company name	MRS SA MCDOWALL
Contract type name	GDS Contract
Purpose of contract	General
Contract start date	01/04/2006
Contract end date	

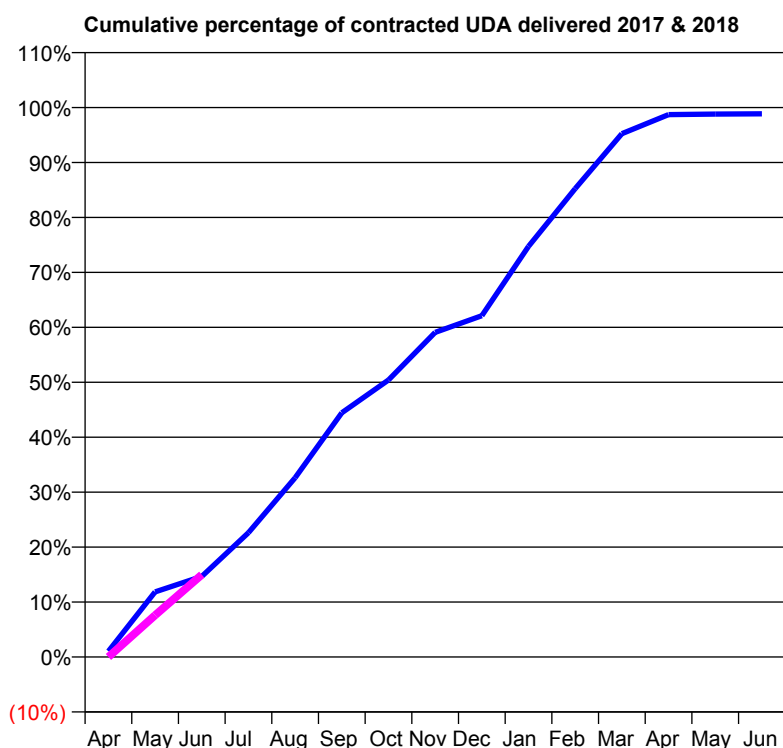
17/18 Contracted general activity (UDA)	2,630
Carry forward general activity (UDA)	0
17/18 Contracted orthodontic activity (UOA)	0
Carry forward orthodontic activity (UOA)	0
Baseline contract value	£63,718.22

ACCESS*

Patients seen in 24 months	Total	Change since previous quarter
Quarter ending June 2016	1,157	
Quarter ending September 2016	1,163	→
Quarter ending December 2016	1,149	↓
Quarter ending March 2017	1,167	→
Quarter ending June 2017	1,179	→
Variance since June 2016	1.9%	→



ACTIVITY



Adjusted Scheduled Activity (UDA)		
Month	2017	2018
April	28	0
May	312	200
June	386	394
July	595	
August	858	
September	1,169	
October	1,326	
November	1,554	
December	1,634	
January	1,966	
February	2,242	
March	2,505	
April	2,596	
May	2,599	
June	2,600	

QUALITY

	Quantity	Base Number	Contract	AT	Region	England
% of FP17s for the same patient ID Re-attending within 3 months - Children	28	367	7.6%	9.4%	11.6%	12.0%
% of FP17s for the same patient ID Re-attending within 3 months - Adults	0	0	N/A	13.7%	15.9%	16.0%
% of FP17s for the same patient ID Re-attending between 3 & 9 months - Children	258	367	70.3%	61.9%	60.4%	58.0%
% of FP17s for the same patient ID Re-attending between 3 & 9 months - Adults	0	0	N/A	52.9%	52.3%	50.9%
% of FP17s for Band 1 Urgent Courses	14	295	4.7%	8.1%	9.5%	9.1%
% of FP17s Relating to Free Repair or Replacements	0	295	0.0%	0.8%	0.7%	0.8%
% of FP17s Relating to Continuations	0	295	0.0%	1.0%	1.0%	1.1%
% of Patients satisfied with the dentistry they have received	6	6	N/A	92.0%	91.9%	91.7%
% of Patients satisfied with the time they had to wait for an appointment	6	6	N/A	88.2%	88.0%	88.0%

* This is based on patients treated on this contract for their most recent course of treatment. Figures in italics indicate the base number of FP17s or Patient Questionnaire responses are less than 100. N/A is shown where the base number of responses is less than 10 during the period. % is calculated as Quantity/Base number*100

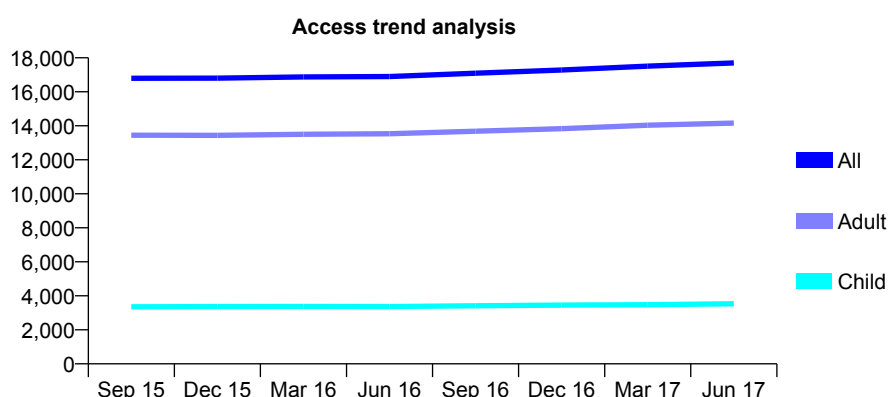
Q64 - Vital Signs At a Glance Contract Report for 826901/0001 - June 2017

Name or company name	MR SJ CLARKE
Contract type name	GDS Contract
Purpose of contract	General
Contract start date	01/04/2006
Contract end date	

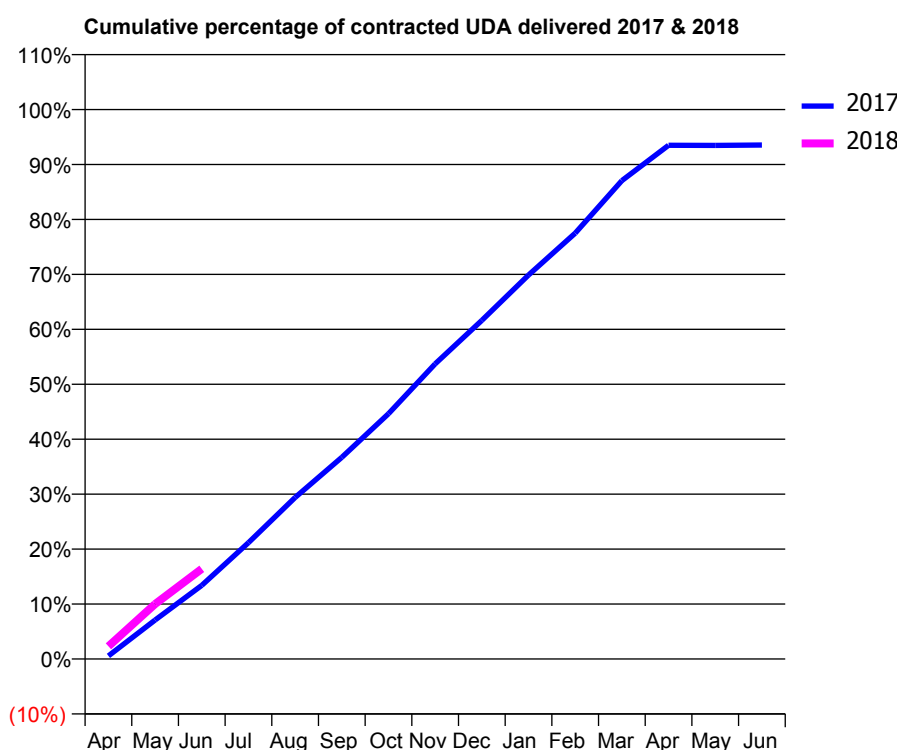
17/18 Contracted general activity (UDA)	52,698
Carry forward general activity (UDA)	0
17/18 Contracted orthodontic activity (UOA)	0
Carry forward orthodontic activity (UOA)	0
Baseline contract value	£1,357,564.08

ACCESS*

Patients seen in 24 months	Total	Change since previous quarter
Quarter ending June 2016	16,901	
Quarter ending September 2016	17,092	→
Quarter ending December 2016	17,280	→
Quarter ending March 2017	17,510	→
Quarter ending June 2017	17,696	→
Variance since June 2016	4.7%	↑



ACTIVITY



Adjusted Scheduled Activity (UDA)		
Month	2017	2018
April	296	1,226
May	3,739	5,270
June	7,066	8,652
July	11,157	
August	15,498	
September	19,337	
October	23,524	
November	28,313	
December	32,477	
January	36,826	
February	40,835	
March	45,881	
April	49,271	
May	49,258	
June	49,296	

QUALITY

	Quantity	Base Number	Contract	AT	Region	England
% of FP17s for the same patient ID Re-attending within 3 months - Children	202	1,493	13.5%	9.4%	11.6%	12.0%
% of FP17s for the same patient ID Re-attending within 3 months - Adults	854	5,558	15.4%	13.7%	15.9%	16.0%
% of FP17s for the same patient ID Re-attending between 3 & 9 months - Children	921	1,493	61.7%	61.9%	60.4%	58.0%
% of FP17s for the same patient ID Re-attending between 3 & 9 months - Adults	3,549	5,558	63.9%	52.9%	52.3%	50.9%
% of FP17s for Band 1 Urgent Courses	234	4,902	4.8%	8.1%	9.5%	9.1%
% of FP17s Relating to Free Repair or Replacements	56	4,902	1.1%	0.8%	0.7%	0.8%
% of FP17s Relating to Continuations	80	4,902	1.6%	1.0%	1.0%	1.1%
% of Patients satisfied with the dentistry they have received	69	71	97.2%	92.0%	91.9%	91.7%
% of Patients satisfied with the time they had to wait for an appointment	67	71	94.4%	88.2%	88.0%	88.0%

* This is based on patients treated on this contract for their most recent course of treatment. Figures in italics indicate the base number of FP17s or Patient Questionnaire responses are less than 100. N/A is shown where the base number of responses is less than 10 during the period. % is calculated as Quantity/Base number*100

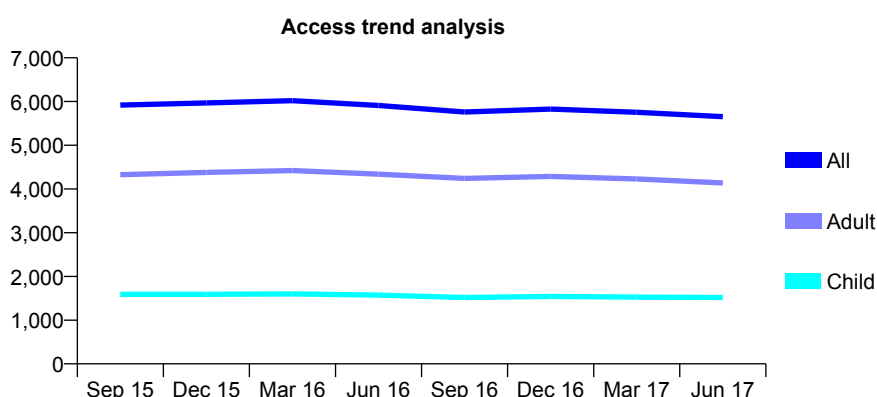
Q64 - Vital Signs At a Glance Contract Report for 829471/0007 - June 2017

Name or company name	MR JS DHARIWAL
Contract type name	GDS Contract
Purpose of contract	General
Contract start date	15/07/2010
Contract end date	

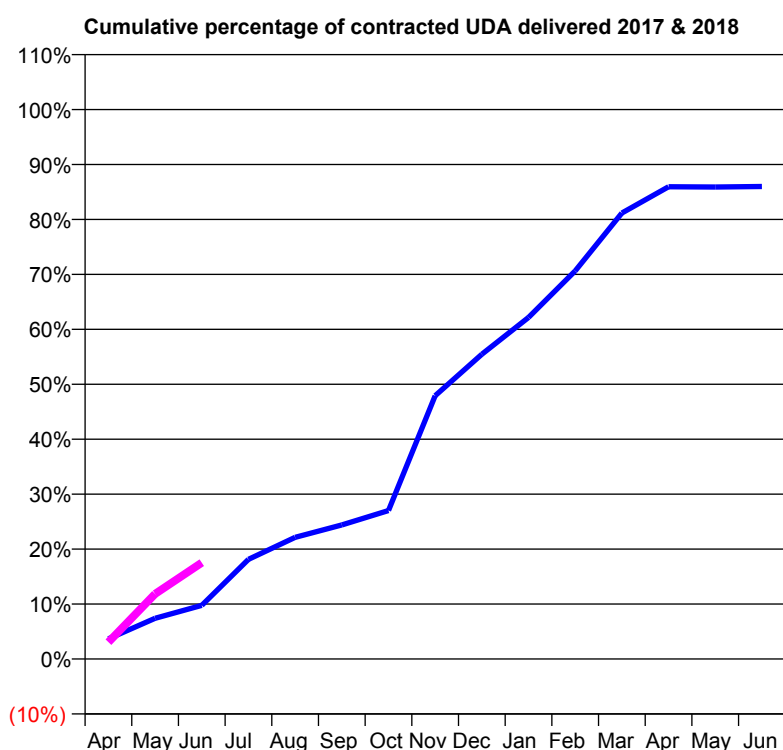
17/18 Contracted general activity (UDA)	15,000
Carry forward general activity (UDA)	0
17/18 Contracted orthodontic activity (UOA)	0
Carry forward orthodontic activity (UOA)	0
Baseline contract value	£350,764.95

ACCESS*

Patients seen in 24 months	Total	Change since previous quarter
Quarter ending June 2016	5,910	
Quarter ending September 2016	5,759	↓
Quarter ending December 2016	5,827	→
Quarter ending March 2017	5,755	↓
Quarter ending June 2017	5,653	↓
Variance since June 2016	(4.3%)	↓



ACTIVITY



Adjusted Scheduled Activity (UDA)		
Month	2017	2018
April	551	461
May	1,114	1,779
June	1,467	2,630
July	2,720	
August	3,323	
September	3,659	
October	4,052	
November	7,186	
December	8,319	
January	9,324	
February	10,593	
March	12,175	
April	12,891	
May	12,885	
June	12,900	

QUALITY

	Quantity	Base Number	Contract	AT	Region	England
% of FP17s for the same patient ID Re-attending within 3 months - Children	33	405	8.1%	9.4%	11.6%	12.0%
% of FP17s for the same patient ID Re-attending within 3 months - Adults	112	1,079	10.4%	13.7%	15.9%	16.0%
% of FP17s for the same patient ID Re-attending between 3 & 9 months - Children	196	405	48.4%	61.9%	60.4%	58.0%
% of FP17s for the same patient ID Re-attending between 3 & 9 months - Adults	497	1,079	46.1%	52.9%	52.3%	50.9%
% of FP17s for Band 1 Urgent Courses	82	1,190	6.9%	8.1%	9.5%	9.1%
% of FP17s Relating to Free Repair or Replacements	6	1,190	0.5%	0.8%	0.7%	0.8%
% of FP17s Relating to Continuations	4	1,190	0.3%	1.0%	1.0%	1.1%
% of Patients satisfied with the dentistry they have received	17	18	94.4%	92.0%	91.9%	91.7%
% of Patients satisfied with the time they had to wait for an appointment	13	18	72.2%	88.2%	88.0%	88.0%

* This is based on patients treated on this contract for their most recent course of treatment. Figures in italics indicate the base number of FP17s or Patient Questionnaire responses are less than 100. N/A is shown where the base number of responses is less than 10 during the period. % is calculated as Quantity/Base number*100

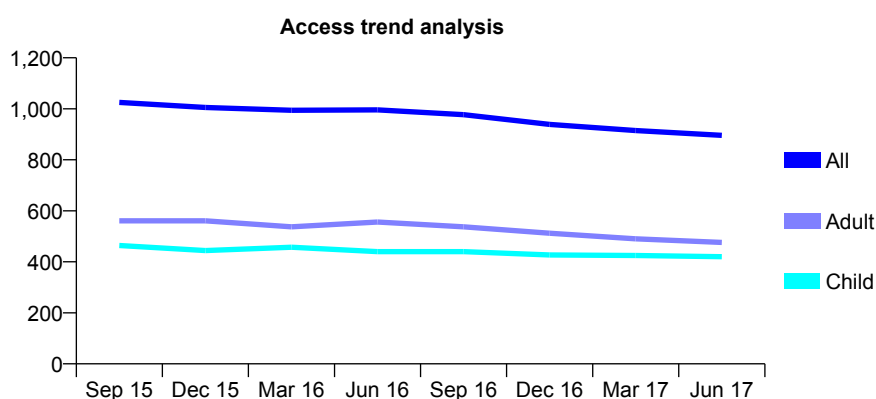
Q64 - Vital Signs At a Glance Contract Report for 831921/0002 - June 2017

Name or company name	MR TS ESAU
Contract type name	GDS Contract
Purpose of contract	General
Contract start date	01/05/2006
Contract end date	

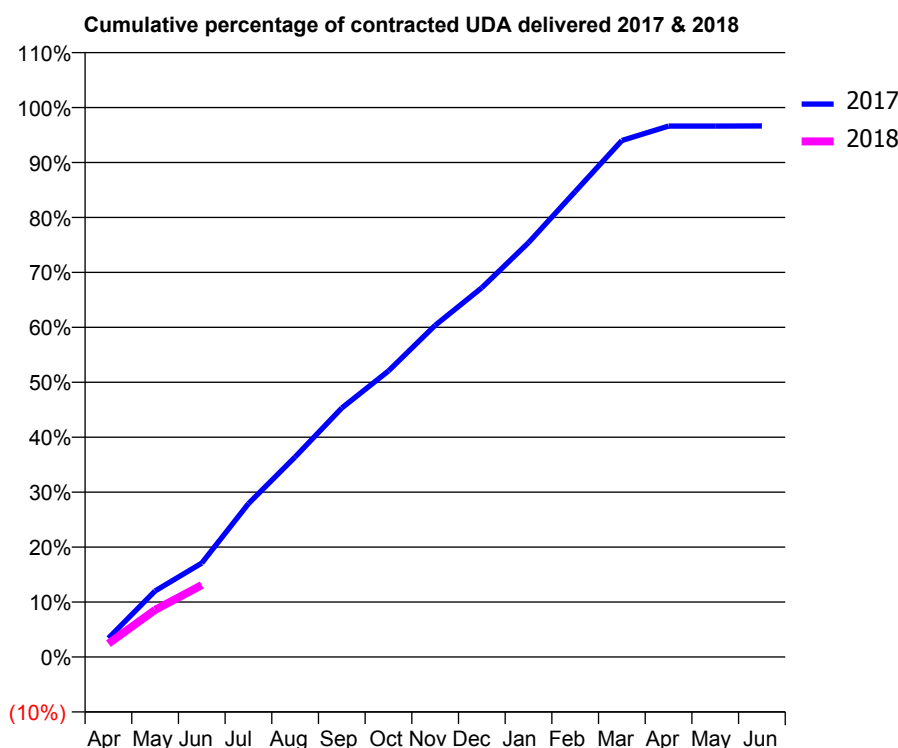
17/18 Contracted general activity (UDA)	4,200
Carry forward general activity (UDA)	0
17/18 Contracted orthodontic activity (UOA)	0
Carry forward orthodontic activity (UOA)	0
Baseline contract value	£97,812.40

ACCESS*

Patients seen in 24 months	Total	Change since previous quarter
Quarter ending June 2016	996	
Quarter ending September 2016	977	↓
Quarter ending December 2016	939	↓
Quarter ending March 2017	915	↓
Quarter ending June 2017	896	↓
Variance since June 2016	(10.0%)	↓



ACTIVITY



Adjusted Scheduled Activity (UDA)		
Month	2017	2018
April	144	103
May	505	360
June	718	550
July	1,173	
August	1,530	
September	1,903	
October	2,187	
November	2,535	
December	2,823	
January	3,167	
February	3,558	
March	3,948	
April	4,058	
May	4,058	
June	4,059	

QUALITY

	Quantity	Base Number	Contract	AT	Region	England
% of FP17s for the same patient ID Re-attending within 3 months - Children	33	189	17.5%	9.4%	11.6%	12.0%
% of FP17s for the same patient ID Re-attending within 3 months - Adults	29	125	23.2%	13.7%	15.9%	16.0%
% of FP17s for the same patient ID Re-attending between 3 & 9 months - Children	129	189	68.3%	61.9%	60.4%	58.0%
% of FP17s for the same patient ID Re-attending between 3 & 9 months - Adults	76	125	60.8%	52.9%	52.3%	50.9%
% of FP17s for Band 1 Urgent Courses	16	251	6.4%	8.1%	9.5%	9.1%
% of FP17s Relating to Free Repair or Replacements	0	251	0.0%	0.8%	0.7%	0.8%
% of FP17s Relating to Continuations	4	251	1.6%	1.0%	1.0%	1.1%
% of Patients satisfied with the dentistry they have received	4	5	N/A	92.0%	91.9%	91.7%
% of Patients satisfied with the time they had to wait for an appointment	4	5	N/A	88.2%	88.0%	88.0%

* This is based on patients treated on this contract for their most recent course of treatment. Figures in italics indicate the base number of FP17s or Patient Questionnaire responses are less than 100. N/A is shown where the base number of responses is less than 10 during the period. % is calculated as Quantity/Base number*100

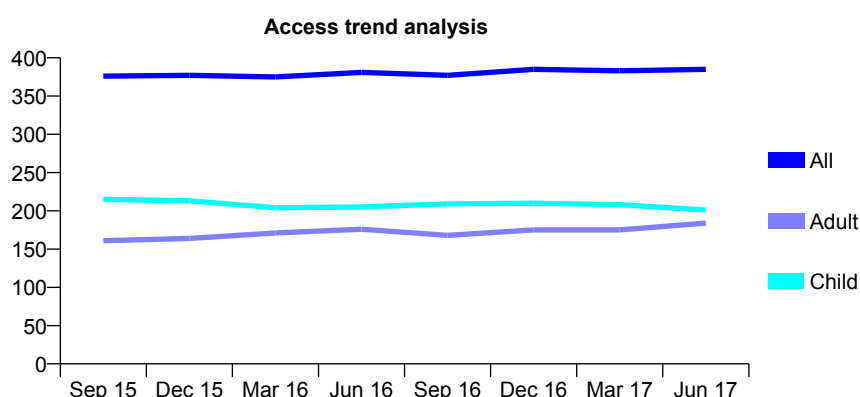
Q64 - Vital Signs At a Glance Contract Report for 833282/0001 - June 2017

Name or company name	MR GP HOOD
Contract type name	GDS Contract
Purpose of contract	General
Contract start date	01/04/2006
Contract end date	

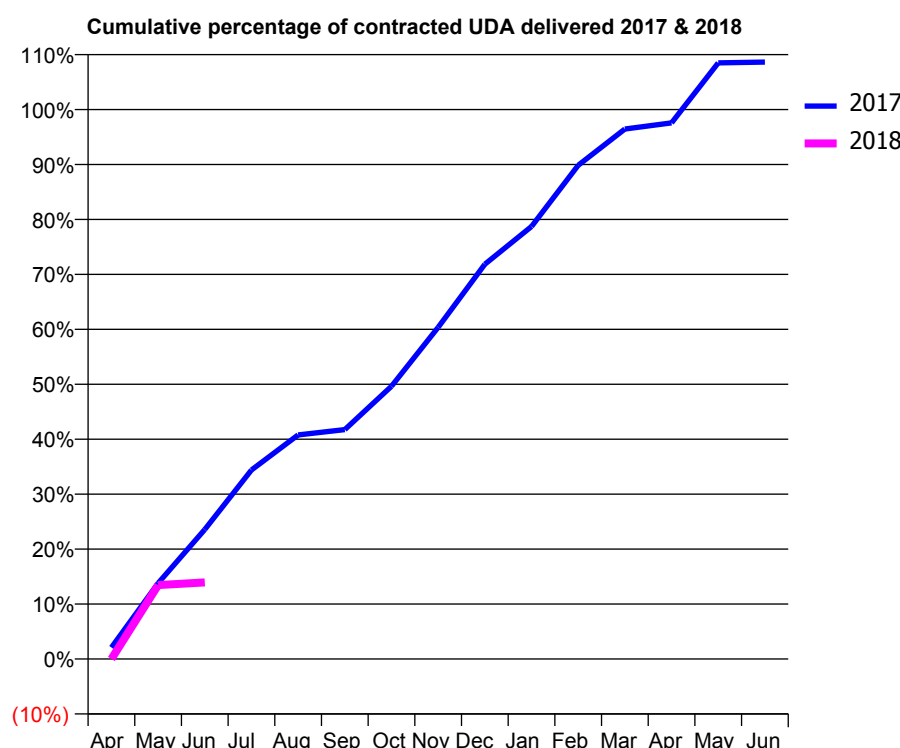
17/18 Contracted general activity (UDA)	806
Carry forward general activity (UDA)	0
17/18 Contracted orthodontic activity (UOA)	0
Carry forward orthodontic activity (UOA)	0
Baseline contract value	£17,831.77

ACCESS*

Patients seen in 24 months	Total	Change since previous quarter
Quarter ending June 2016	381	
Quarter ending September 2016	377	↓
Quarter ending December 2016	385	↑
Quarter ending March 2017	383	→
Quarter ending June 2017	385	→
Variance since June 2016	1.0%	→



ACTIVITY



Month	Adjusted Scheduled Activity (UDA)	
	2017	2018
April	17	0
May	111	108
June	190	112
July	277	
August	329	
September	337	
October	400	
November	487	
December	579	
January	634	
February	724	
March	777	
April	786	
May	874	
June	876	

QUALITY

	Quantity	Base Number	Contract	AT	Region	England
% of FP17s for the same patient ID Re-attending within 3 months - Children	0	79	0.0%	9.4%	11.6%	12.0%
% of FP17s for the same patient ID Re-attending within 3 months - Adults	0	35	0.0%	13.7%	15.9%	16.0%
% of FP17s for the same patient ID Re-attending between 3 & 9 months - Children	45	79	57.0%	61.9%	60.4%	58.0%
% of FP17s for the same patient ID Re-attending between 3 & 9 months - Adults	21	35	60.0%	52.9%	52.3%	50.9%
% of FP17s for Band 1 Urgent Courses	2	61	3.3%	8.1%	9.5%	9.1%
% of FP17s Relating to Free Repair or Replacements	0	61	0.0%	0.8%	0.7%	0.8%
% of FP17s Relating to Continuations	0	61	0.0%	1.0%	1.0%	1.1%
% of Patients satisfied with the dentistry they have received	1	1	N/A	92.0%	91.9%	91.7%
% of Patients satisfied with the time they had to wait for an appointment	1	1	N/A	88.2%	88.0%	88.0%

* This is based on patients treated on this contract for their most recent course of treatment. Figures in italics indicate the base number of FP17s or Patient Questionnaire responses are less than 100. N/A is shown where the base number of responses is less than 10 during the period. % is calculated as Quantity/Base number*100

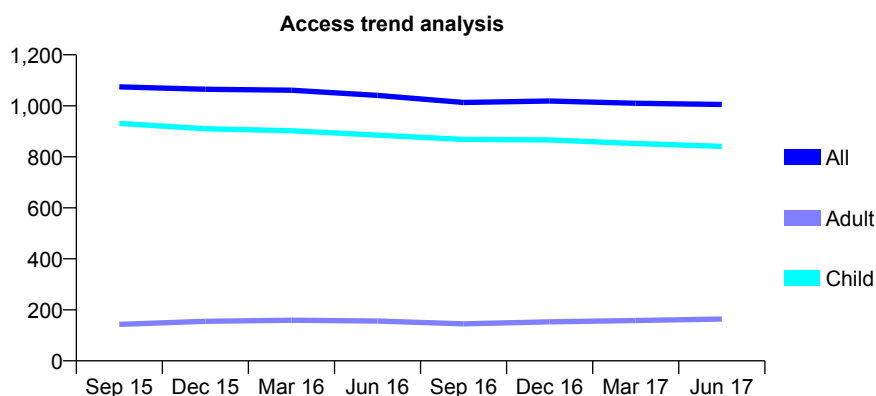
Q64 - Vital Signs At a Glance Contract Report for 839329/0004 - June 2017

Name or company name	MR SJ MCELROY
Contract type name	GDS Contract
Purpose of contract	General
Contract start date	01/04/2006
Contract end date	

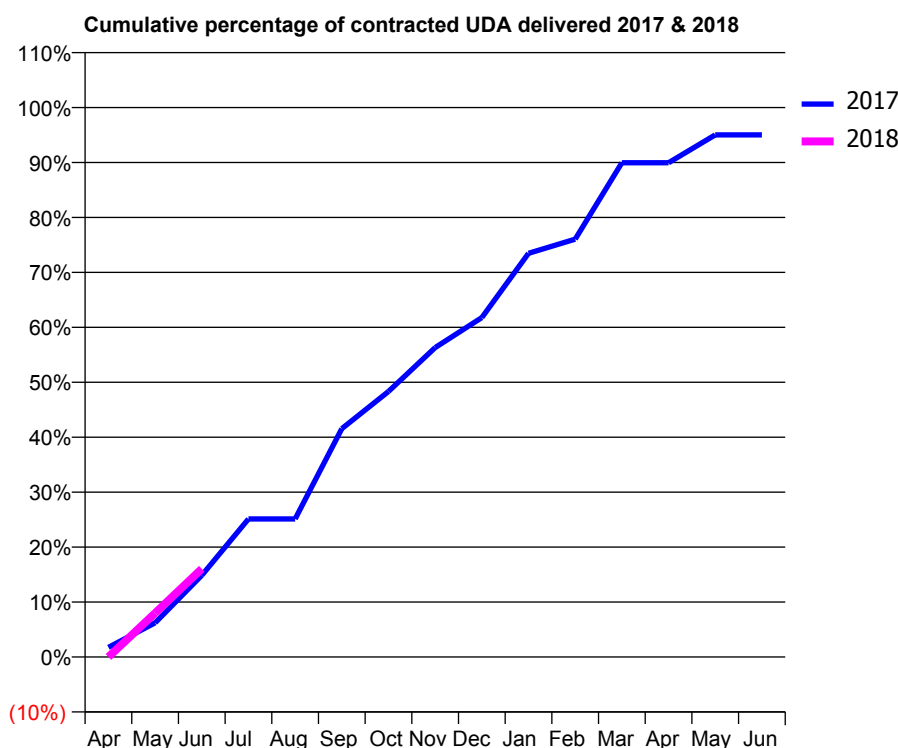
17/18 Contracted general activity (UDA)	3,000
Carry forward general activity (UDA)	0
17/18 Contracted orthodontic activity (UOA)	0
Carry forward orthodontic activity (UOA)	0
Baseline contract value	£75,041.29

ACCESS*

Patients seen in 24 months	Total	Change since previous quarter
Quarter ending June 2016	1,041	
Quarter ending September 2016	1,013	↓
Quarter ending December 2016	1,019	→
Quarter ending March 2017	1,010	→
Quarter ending June 2017	1,005	→
Variance since June 2016	(3.5%)	↓



ACTIVITY



Adjusted Scheduled Activity (UDA)		
Month	2017	2018
April	53	0
May	186	240
June	446	481
July	754	
August	754	
September	1,246	
October	1,450	
November	1,690	
December	1,853	
January	2,204	
February	2,281	
March	2,698	
April	2,698	
May	2,851	
June	2,851	

QUALITY

	Quantity	Base Number	Contract	AT	Region	England
% of FP17s for the same patient ID Re-attending within 3 months - Children	17	295	5.8%	9.4%	11.6%	12.0%
% of FP17s for the same patient ID Re-attending within 3 months - Adults	2	26	7.7%	13.7%	15.9%	16.0%
% of FP17s for the same patient ID Re-attending between 3 & 9 months - Children	211	295	71.5%	61.9%	60.4%	58.0%
% of FP17s for the same patient ID Re-attending between 3 & 9 months - Adults	17	26	65.4%	52.9%	52.3%	50.9%
% of FP17s for Band 1 Urgent Courses	7	259	2.7%	8.1%	9.5%	9.1%
% of FP17s Relating to Free Repair or Replacements	0	259	0.0%	0.8%	0.7%	0.8%
% of FP17s Relating to Continuations	0	259	0.0%	1.0%	1.0%	1.1%
% of Patients satisfied with the dentistry they have received	5	6	N/A	92.0%	91.9%	91.7%
% of Patients satisfied with the time they had to wait for an appointment	5	6	N/A	88.2%	88.0%	88.0%

* This is based on patients treated on this contract for their most recent course of treatment. Figures in italics indicate the base number of FP17s or Patient Questionnaire responses are less than 100. N/A is shown where the base number of responses is less than 10 during the period. % is calculated as Quantity/Base number*100

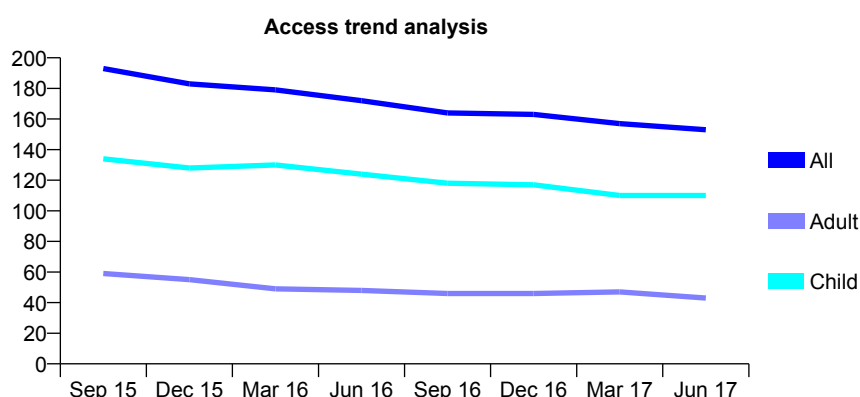
Q64 - Vital Signs At a Glance Contract Report for 841048/0003 - June 2017

Name or company name	MR CG HARDMAN
Contract type name	GDS Contract
Purpose of contract	General
Contract start date	01/04/2009
Contract end date	

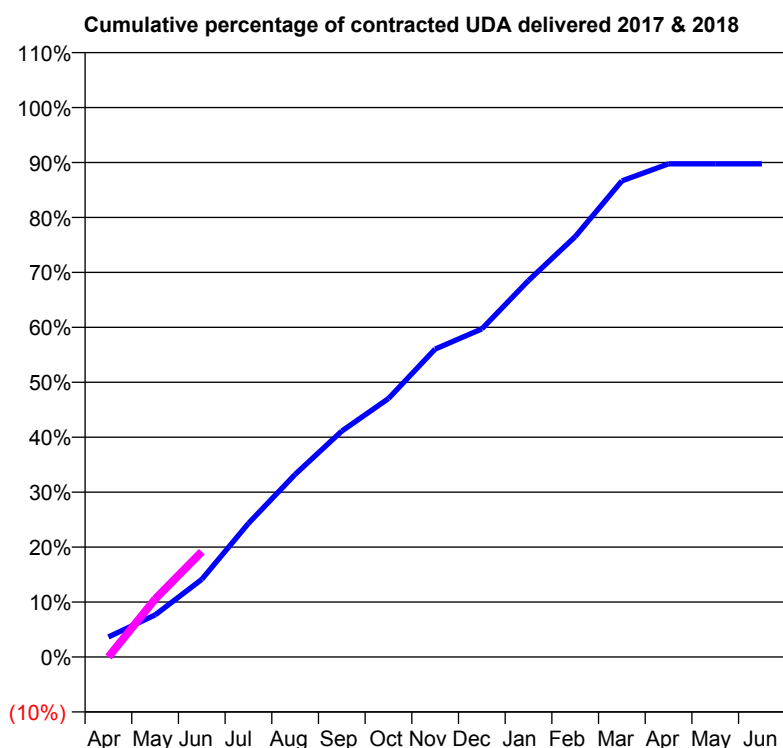
17/18 Contracted general activity (UDA)	355
Carry forward general activity (UDA)	0
17/18 Contracted orthodontic activity (UOA)	0
Carry forward orthodontic activity (UOA)	0
Baseline contract value	£8,340.12

ACCESS*

Patients seen in 24 months	Total	Change since previous quarter
Quarter ending June 2016	172	
Quarter ending September 2016	164	↓
Quarter ending December 2016	163	→
Quarter ending March 2017	157	↓
Quarter ending June 2017	153	↓
Variance since June 2016	(11.0%)	↓



ACTIVITY



Adjusted Scheduled Activity (UDA)		
Month	2017	2018
April	13	0
May	27	37
June	50	68
July	86	
August	118	
September	146	
October	167	
November	199	
December	212	
January	243	
February	272	
March	308	
April	319	
May	319	
June	319	

QUALITY

	Quantity	Base Number	Contract	AT	Region	England
% of FP17s for the same patient ID Re-attending within 3 months - Children	3	55	5.5%	9.4%	11.6%	12.0%
% of FP17s for the same patient ID Re-attending within 3 months - Adults	0	5	0.0%	13.7%	15.9%	16.0%
% of FP17s for the same patient ID Re-attending between 3 & 9 months - Children	38	55	69.1%	61.9%	60.4%	58.0%
% of FP17s for the same patient ID Re-attending between 3 & 9 months - Adults	5	5	100.0%	52.9%	52.3%	50.9%
% of FP17s for Band 1 Urgent Courses	5	51	9.8%	8.1%	9.5%	9.1%
% of FP17s Relating to Free Repair or Replacements	0	51	0.0%	0.8%	0.7%	0.8%
% of FP17s Relating to Continuations	1	51	2.0%	1.0%	1.0%	1.1%
% of Patients satisfied with the dentistry they have received	0	0	N/A	92.0%	91.9%	91.7%
% of Patients satisfied with the time they had to wait for an appointment	0	0	N/A	88.2%	88.0%	88.0%

* This is based on patients treated on this contract for their most recent course of treatment. Figures in italics indicate the base number of FP17s or Patient Questionnaire responses are less than 100. N/A is shown where the base number of responses is less than 10 during the period. % is calculated as Quantity/Base number*100

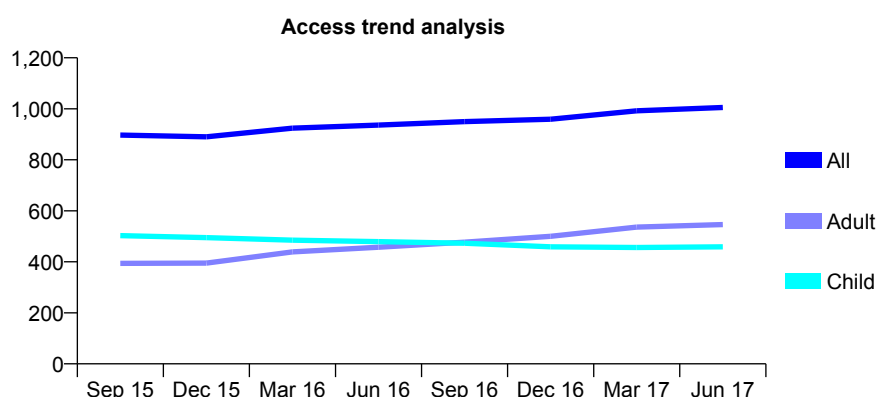
Q64 - Vital Signs At a Glance Contract Report for 842915/0001 - June 2017

Name or company name	MR P DIBA
Contract type name	GDS Contract
Purpose of contract	General
Contract start date	01/04/2006
Contract end date	

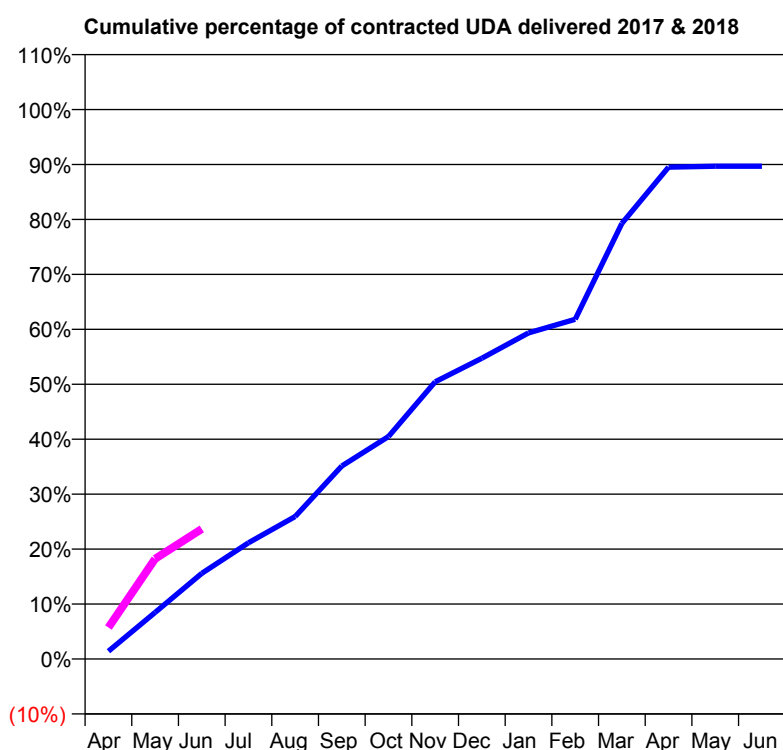
17/18 Contracted general activity (UDA)	3,994
Carry forward general activity (UDA)	0
17/18 Contracted orthodontic activity (UOA)	0
Carry forward orthodontic activity (UOA)	0
Baseline contract value	£97,635.57

ACCESS*

Patients seen in 24 months	Total	Change since previous quarter
Quarter ending June 2016	936	
Quarter ending September 2016	950	→
Quarter ending December 2016	959	→
Quarter ending March 2017	992	↑
Quarter ending June 2017	1,005	→
Variance since June 2016	7.4%	↑



ACTIVITY



Adjusted Scheduled Activity (UDA)		
Month	2017	2018
April	56	229
May	339	729
June	623	946
July	844	
August	1,035	
September	1,403	
October	1,618	
November	2,015	
December	2,186	
January	2,371	
February	2,469	
March	3,166	
April	3,575	
May	3,582	
June	3,582	

QUALITY

	Quantity	Base Number	Contract	AT	Region	England
% of FP17s for the same patient ID Re-attending within 3 months - Children	28	230	12.2%	9.4%	11.6%	12.0%
% of FP17s for the same patient ID Re-attending within 3 months - Adults	60	234	25.6%	13.7%	15.9%	16.0%
% of FP17s for the same patient ID Re-attending between 3 & 9 months - Children	164	230	71.3%	61.9%	60.4%	58.0%
% of FP17s for the same patient ID Re-attending between 3 & 9 months - Adults	103	234	44.0%	52.9%	52.3%	50.9%
% of FP17s for Band 1 Urgent Courses	24	359	6.7%	8.1%	9.5%	9.1%
% of FP17s Relating to Free Repair or Replacements	0	359	0.0%	0.8%	0.7%	0.8%
% of FP17s Relating to Continuations	0	359	0.0%	1.0%	1.0%	1.1%
% of Patients satisfied with the dentistry they have received	2	2	N/A	92.0%	91.9%	91.7%
% of Patients satisfied with the time they had to wait for an appointment	2	2	N/A	88.2%	88.0%	88.0%

* This is based on patients treated on this contract for their most recent course of treatment. Figures in italics indicate the base number of FP17s or Patient Questionnaire responses are less than 100. N/A is shown where the base number of responses is less than 10 during the period. % is calculated as Quantity/Base number*100

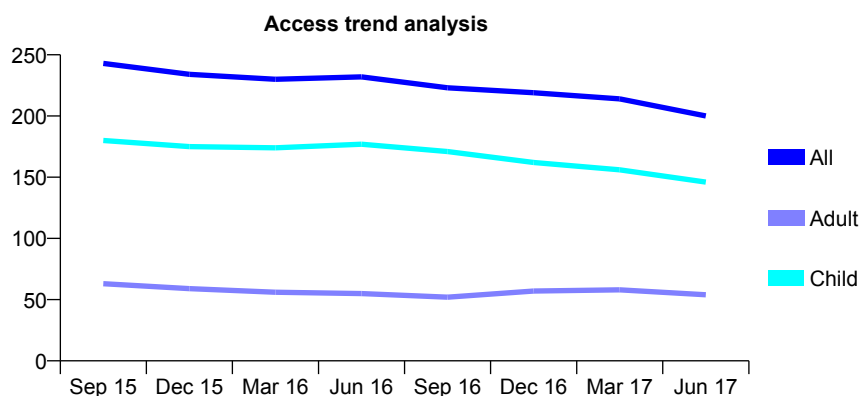
Q64 - Vital Signs At a Glance Contract Report for 855162/0001 - June 2017

Name or company name	MR M ABRISHAMI
Contract type name	GDS Contract
Purpose of contract	General
Contract start date	01/04/2006
Contract end date	

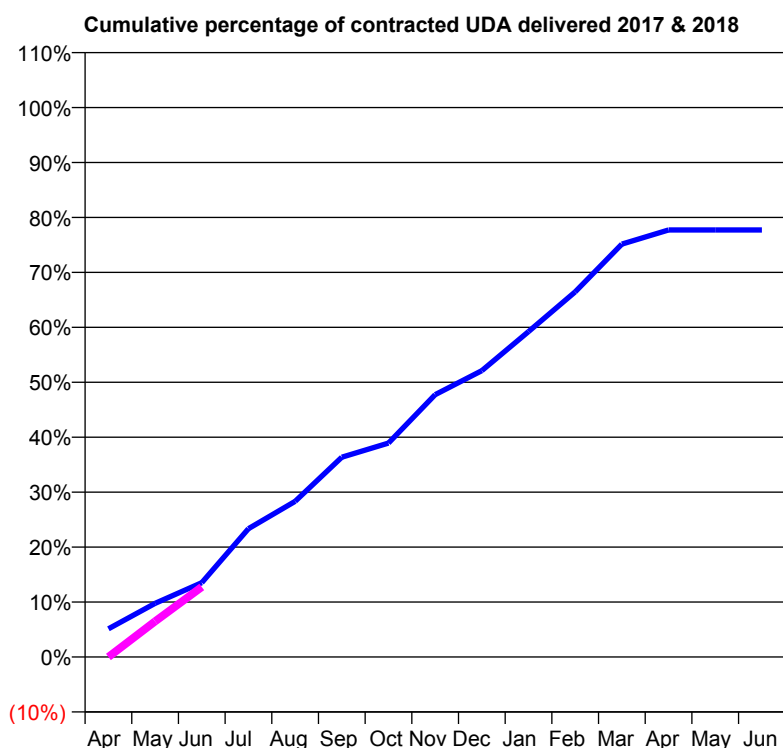
17/18 Contracted general activity (UDA)	662
Carry forward general activity (UDA)	0
17/18 Contracted orthodontic activity (UOA)	0
Carry forward orthodontic activity (UOA)	0
Baseline contract value	£14,018.02

ACCESS*

Patients seen in 24 months	Total	Change since previous quarter
Quarter ending June 2016	232	
Quarter ending September 2016	223	↓
Quarter ending December 2016	219	↓
Quarter ending March 2017	214	↓
Quarter ending June 2017	200	↓
Variance since June 2016	(13.8%)	↓



ACTIVITY



Adjusted Scheduled Activity (UDA)		
Month	2017	2018
April	34	0
May	65	43
June	90	84
July	155	
August	188	
September	241	
October	258	
November	316	
December	345	
January	392	
February	440	
March	497	
April	514	
May	514	
June	514	

QUALITY

	Quantity	Base Number	Contract	AT	Region	England
% of FP17s for the same patient ID Re-attending within 3 months - Children	3	70	4.3%	9.4%	11.6%	12.0%
% of FP17s for the same patient ID Re-attending within 3 months - Adults	0	9	0.0%	13.7%	15.9%	16.0%
% of FP17s for the same patient ID Re-attending between 3 & 9 months - Children	57	70	81.4%	61.9%	60.4%	58.0%
% of FP17s for the same patient ID Re-attending between 3 & 9 months - Adults	8	9	88.9%	52.9%	52.3%	50.9%
% of FP17s for Band 1 Urgent Courses	2	63	3.2%	8.1%	9.5%	9.1%
% of FP17s Relating to Free Repair or Replacements	0	63	0.0%	0.8%	0.7%	0.8%
% of FP17s Relating to Continuations	0	63	0.0%	1.0%	1.0%	1.1%
% of Patients satisfied with the dentistry they have received	1	1	N/A	92.0%	91.9%	91.7%
% of Patients satisfied with the time they had to wait for an appointment	1	1	N/A	88.2%	88.0%	88.0%

* This is based on patients treated on this contract for their most recent course of treatment. Figures in italics indicate the base number of FP17s or Patient Questionnaire responses are less than 100. N/A is shown where the base number of responses is less than 10 during the period. % is calculated as Quantity/Base number*100

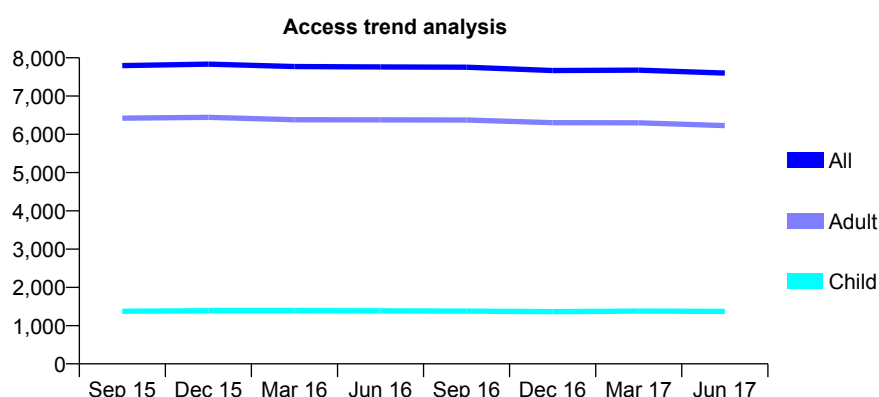
Q64 - Vital Signs At a Glance Contract Report for 894362/0001 - June 2017

Name or company name	MR T SUNNAR
Contract type name	GDS Contract
Purpose of contract	General
Contract start date	28/07/2010
Contract end date	

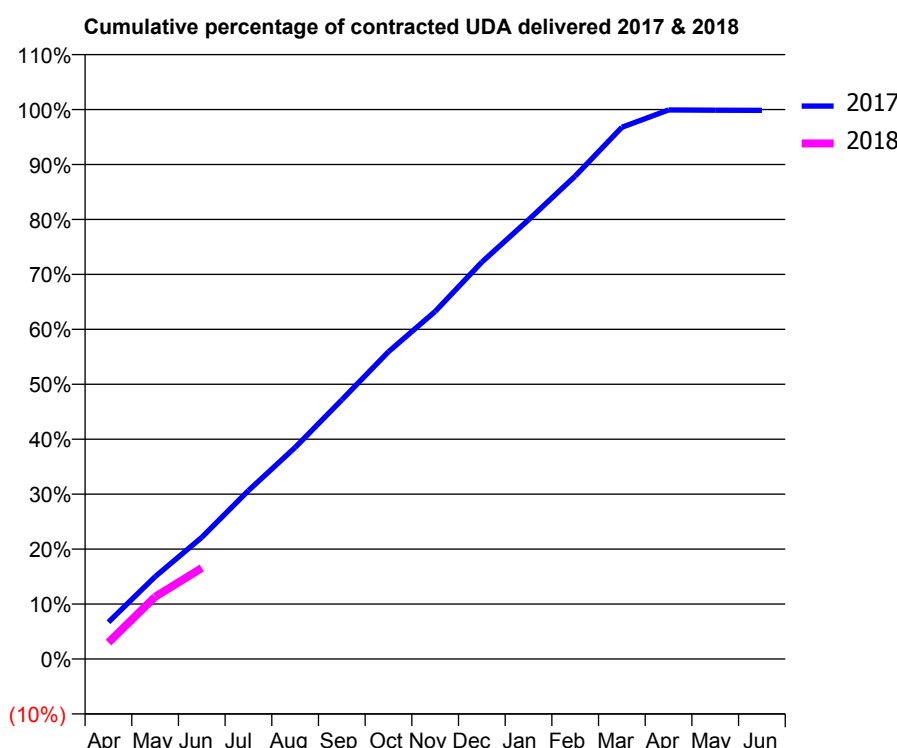
17/18 Contracted general activity (UDA)	23,164
Carry forward general activity (UDA)	0
17/18 Contracted orthodontic activity (UOA)	0
Carry forward orthodontic activity (UOA)	0
Baseline contract value	£483,807.19

ACCESS*

Patients seen in 24 months	Total	Change since previous quarter
Quarter ending June 2016	7,762	
Quarter ending September 2016	7,753	→
Quarter ending December 2016	7,666	↓
Quarter ending March 2017	7,677	→
Quarter ending June 2017	7,602	→
Variance since June 2016	(2.1%)	↓



ACTIVITY



Adjusted Scheduled Activity (UDA)		
Month	2017	2018
April	1,552	693
May	3,469	2,622
June	5,132	3,835
July	7,100	
August	8,920	
September	10,925	
October	12,952	
November	14,653	
December	16,729	
January	18,516	
February	20,355	
March	22,413	
April	23,143	
May	23,132	
June	23,131	

QUALITY

	Quantity	Base Number	Contract	AT	Region	England
% of FP17s for the same patient ID Re-attending within 3 months - Children	32	506	6.3%	9.4%	11.6%	12.0%
% of FP17s for the same patient ID Re-attending within 3 months - Adults	107	1,912	5.6%	13.7%	15.9%	16.0%
% of FP17s for the same patient ID Re-attending between 3 & 9 months - Children	369	506	72.9%	61.9%	60.4%	58.0%
% of FP17s for the same patient ID Re-attending between 3 & 9 months - Adults	1,337	1,912	69.9%	52.9%	52.3%	50.9%
% of FP17s for Band 1 Urgent Courses	38	2,037	1.9%	8.1%	9.5%	9.1%
% of FP17s Relating to Free Repair or Replacements	18	2,037	0.9%	0.8%	0.7%	0.8%
% of FP17s Relating to Continuations	9	2,037	0.4%	1.0%	1.0%	1.1%
% of Patients satisfied with the dentistry they have received	50	55	90.9%	92.0%	91.9%	91.7%
% of Patients satisfied with the time they had to wait for an appointment	51	55	92.7%	88.2%	88.0%	88.0%

* This is based on patients treated on this contract for their most recent course of treatment. Figures in italics indicate the base number of FP17s or Patient Questionnaire responses are less than 100. N/A is shown where the base number of responses is less than 10 during the period. % is calculated as Quantity/Base number*100

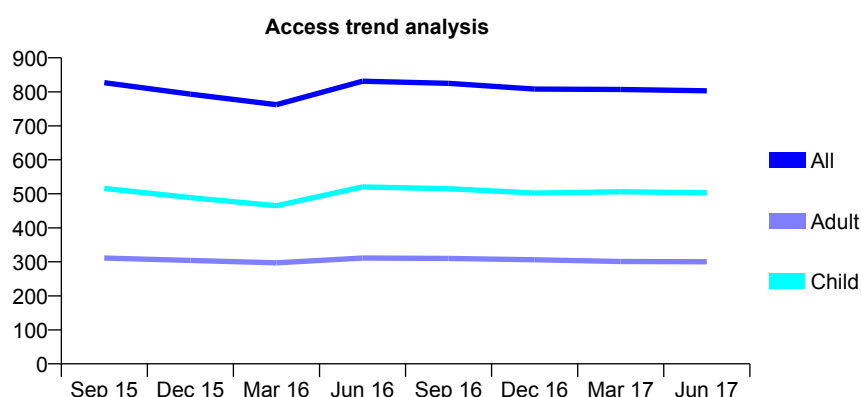
Q64 - Vital Signs At a Glance Contract Report for 909335/0001 - June 2017

Name or company name	MR MD MILNTHORPE
Contract type name	GDS Contract
Purpose of contract	General
Contract start date	01/04/2006
Contract end date	

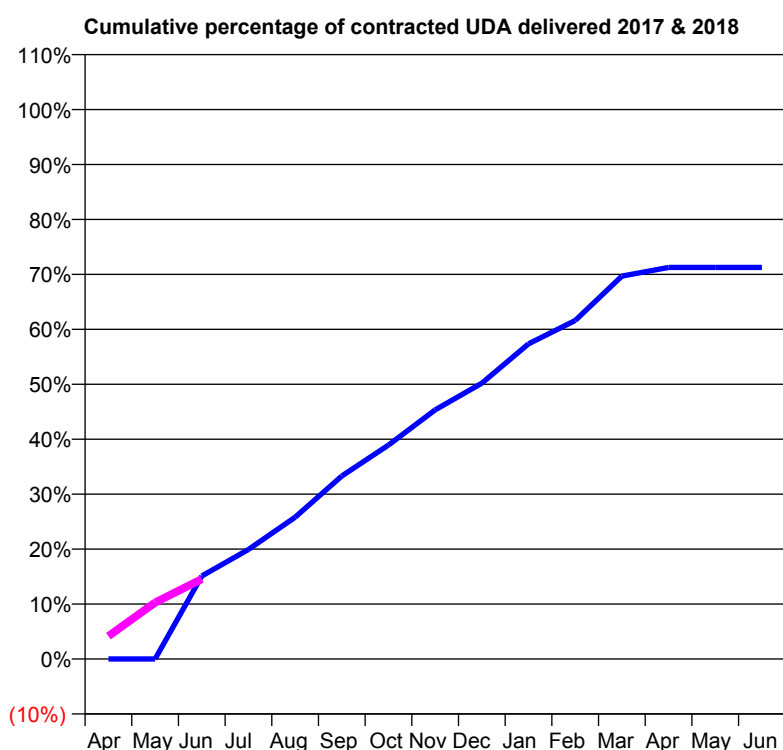
17/18 Contracted general activity (UDA)	2,100
Carry forward general activity (UDA)	0
17/18 Contracted orthodontic activity (UOA)	0
Carry forward orthodontic activity (UOA)	0
Baseline contract value	£45,288.37

ACCESS*

Patients seen in 24 months	Total	Change since previous quarter
Quarter ending June 2016	831	
Quarter ending September 2016	825	→
Quarter ending December 2016	808	↓
Quarter ending March 2017	807	→
Quarter ending June 2017	803	→
Variance since June 2016	(3.4%)	↓



ACTIVITY



Adjusted Scheduled Activity (UDA)		
Month	2017	2018
April	0	87
May	0	216
June	317	305
July	418	
August	542	
September	700	
October	818	
November	952	
December	1,054	
January	1,205	
February	1,294	
March	1,463	
April	1,496	
May	1,496	
June	1,496	

QUALITY

	Quantity	Base Number	Contract	AT	Region	England
% of FP17s for the same patient ID Re-attending within 3 months - Children	8	182	4.4%	9.4%	11.6%	12.0%
% of FP17s for the same patient ID Re-attending within 3 months - Adults	4	63	6.3%	13.7%	15.9%	16.0%
% of FP17s for the same patient ID Re-attending between 3 & 9 months - Children	132	182	72.5%	61.9%	60.4%	58.0%
% of FP17s for the same patient ID Re-attending between 3 & 9 months - Adults	28	63	44.4%	52.9%	52.3%	50.9%
% of FP17s for Band 1 Urgent Courses	7	222	3.2%	8.1%	9.5%	9.1%
% of FP17s Relating to Free Repair or Replacements	0	222	0.0%	0.8%	0.7%	0.8%
% of FP17s Relating to Continuations	0	222	0.0%	1.0%	1.0%	1.1%
% of Patients satisfied with the dentistry they have received	0	0	N/A	92.0%	91.9%	91.7%
% of Patients satisfied with the time they had to wait for an appointment	0	0	N/A	88.2%	88.0%	88.0%

* This is based on patients treated on this contract for their most recent course of treatment. Figures in italics indicate the base number of FP17s or Patient Questionnaire responses are less than 100. N/A is shown where the base number of responses is less than 10 during the period. % is calculated as Quantity/Base number*100

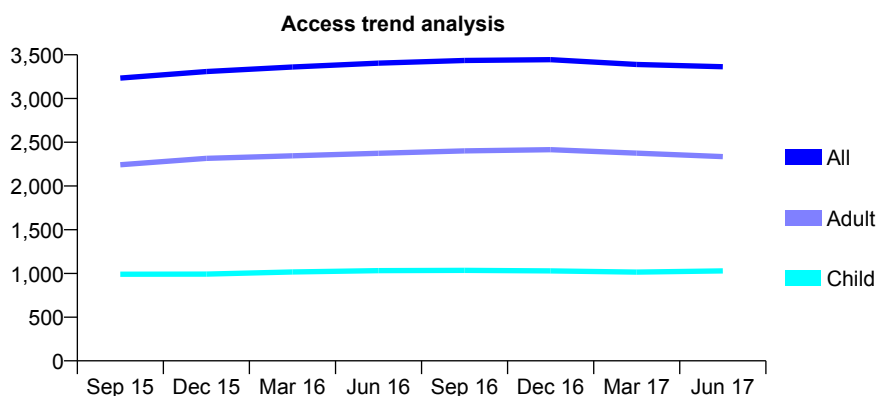
Q64 - Vital Signs At a Glance Contract Report for 911402/0001 - June 2017

Name or company name	MR CP MACPHERSON
Contract type name	GDS Contract
Purpose of contract	General
Contract start date	01/04/2006
Contract end date	

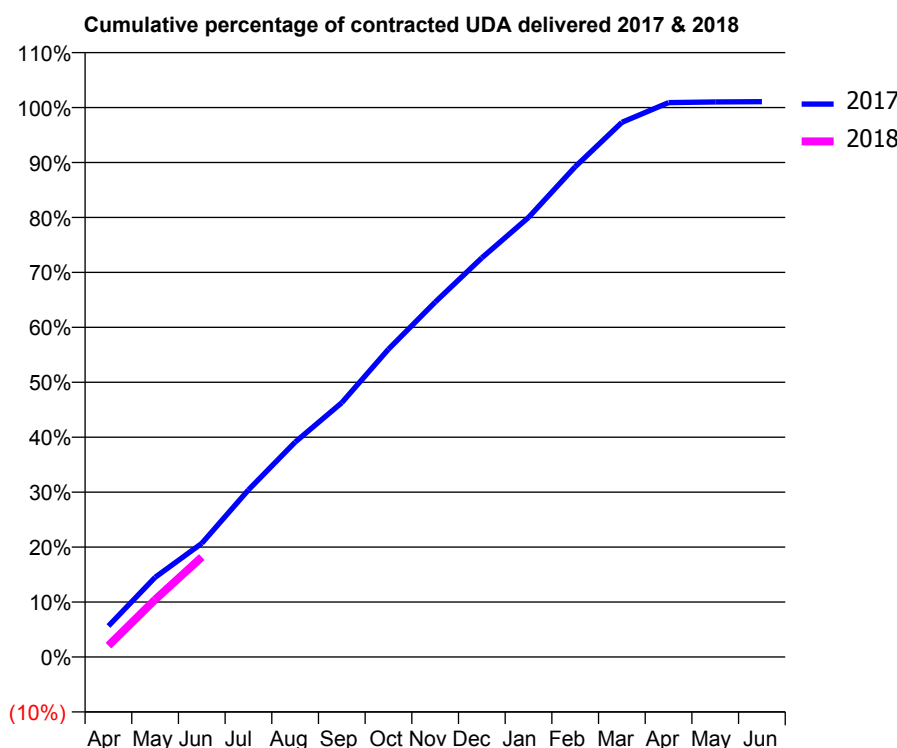
17/18 Contracted general activity (UDA)	10,642
Carry forward general activity (UDA)	0
17/18 Contracted orthodontic activity (UOA)	0
Carry forward orthodontic activity (UOA)	0
Baseline contract value	£288,118.32

ACCESS*

Patients seen in 24 months	Total	Change since previous quarter
Quarter ending June 2016	3,404	
Quarter ending September 2016	3,435	→
Quarter ending December 2016	3,444	→
Quarter ending March 2017	3,390	↓
Quarter ending June 2017	3,364	→
Variance since June 2016	(1.2%)	↓



ACTIVITY



Adjusted Scheduled Activity (UDA)		
Month	2017	2018
April	602	220
May	1,543	1,111
June	2,202	1,934
July	3,237	
August	4,161	
September	4,926	
October	5,962	
November	6,874	
December	7,731	
January	8,513	
February	9,495	
March	10,353	
April	10,737	
May	10,751	
June	10,755	

QUALITY

	Quantity	Base Number	Contract	AT	Region	England
% of FP17s for the same patient ID Re-attending within 3 months - Children	30	439	6.8%	9.4%	11.6%	12.0%
% of FP17s for the same patient ID Re-attending within 3 months - Adults	111	821	13.5%	13.7%	15.9%	16.0%
% of FP17s for the same patient ID Re-attending between 3 & 9 months - Children	311	439	70.8%	61.9%	60.4%	58.0%
% of FP17s for the same patient ID Re-attending between 3 & 9 months - Adults	574	821	69.9%	52.9%	52.3%	50.9%
% of FP17s for Band 1 Urgent Courses	67	1,048	6.4%	8.1%	9.5%	9.1%
% of FP17s Relating to Free Repair or Replacements	9	1,048	0.9%	0.8%	0.7%	0.8%
% of FP17s Relating to Continuations	7	1,048	0.7%	1.0%	1.0%	1.1%
% of Patients satisfied with the dentistry they have received	10	10	100.0%	92.0%	91.9%	91.7%
% of Patients satisfied with the time they had to wait for an appointment	10	10	100.0%	88.2%	88.0%	88.0%

* This is based on patients treated on this contract for their most recent course of treatment. Figures in italics indicate the base number of FP17s or Patient Questionnaire responses are less than 100. N/A is shown where the base number of responses is less than 10 during the period. % is calculated as Quantity/Base number*100

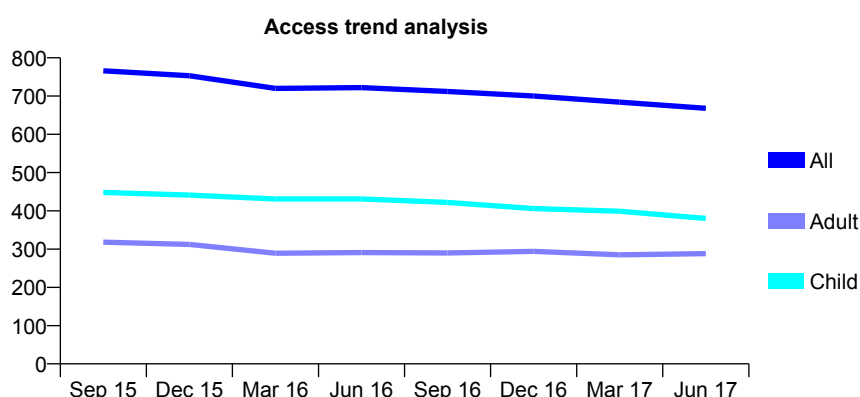
Q64 - Vital Signs At a Glance Contract Report for 912018/0002 - June 2017

Name or company name	MR JC MOORE
Contract type name	GDS Contract
Purpose of contract	General
Contract start date	01/04/2006
Contract end date	

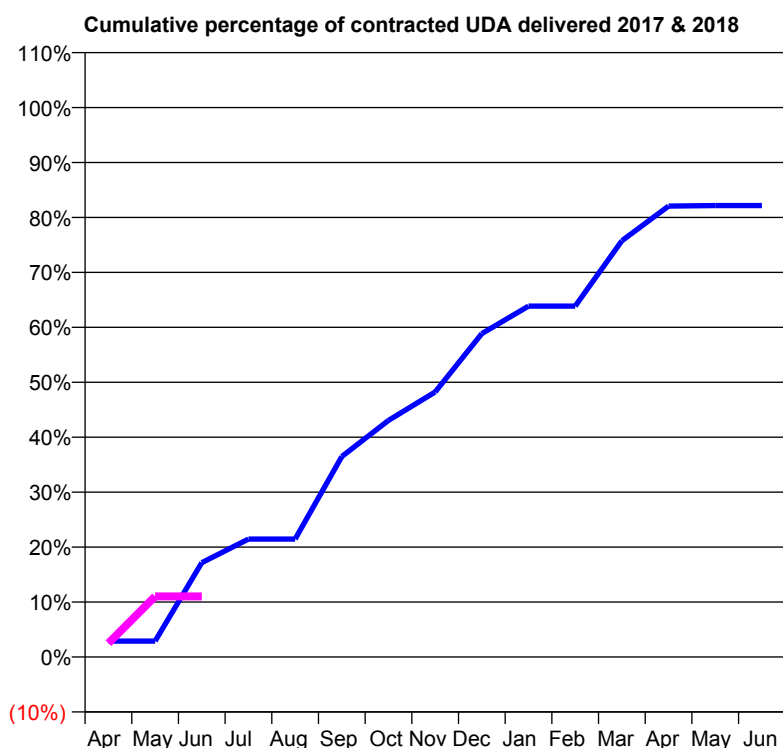
17/18 Contracted general activity (UDA)	1,882
Carry forward general activity (UDA)	0
17/18 Contracted orthodontic activity (UOA)	0
Carry forward orthodontic activity (UOA)	0
Baseline contract value	£39,583.56

ACCESS*

Patients seen in 24 months	Total	Change since previous quarter
Quarter ending June 2016	722	
Quarter ending September 2016	712	↓
Quarter ending December 2016	700	↓
Quarter ending March 2017	684	↓
Quarter ending June 2017	668	↓
Variance since June 2016	(7.5%)	↓



ACTIVITY



Adjusted Scheduled Activity (UDA)		
Month	2017	2018
April	54	47
May	54	208
June	323	208
July	404	
August	404	
September	687	
October	811	
November	908	
December	1,108	
January	1,202	
February	1,202	
March	1,426	
April	1,544	
May	1,546	
June	1,546	

QUALITY

	Quantity	Base Number	Contract	AT	Region	England
% of FP17s for the same patient ID Re-attending within 3 months - Children	2	116	1.7%	9.4%	11.6%	12.0%
% of FP17s for the same patient ID Re-attending within 3 months - Adults	15	75	20.0%	13.7%	15.9%	16.0%
% of FP17s for the same patient ID Re-attending between 3 & 9 months - Children	77	116	66.4%	61.9%	60.4%	58.0%
% of FP17s for the same patient ID Re-attending between 3 & 9 months - Adults	42	75	56.0%	52.9%	52.3%	50.9%
% of FP17s for Band 1 Urgent Courses	3	123	2.4%	8.1%	9.5%	9.1%
% of FP17s Relating to Free Repair or Replacements	0	123	0.0%	0.8%	0.7%	0.8%
% of FP17s Relating to Continuations	0	123	0.0%	1.0%	1.0%	1.1%
% of Patients satisfied with the dentistry they have received	0	0	N/A	92.0%	91.9%	91.7%
% of Patients satisfied with the time they had to wait for an appointment	0	0	N/A	88.2%	88.0%	88.0%

* This is based on patients treated on this contract for their most recent course of treatment. Figures in italics indicate the base number of FP17s or Patient Questionnaire responses are less than 100. N/A is shown where the base number of responses is less than 10 during the period. % is calculated as Quantity/Base number*100

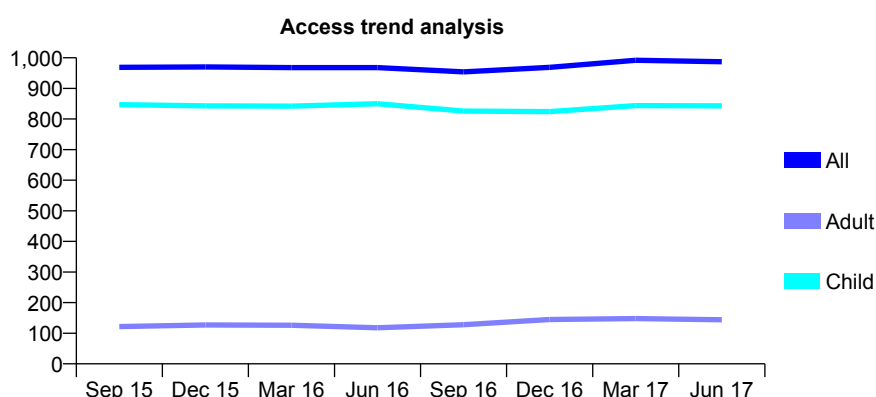
Q64 - Vital Signs At a Glance Contract Report for 914312/0001 - June 2017

Name or company name	MR IP SPEECHLEY
Contract type name	GDS Contract
Purpose of contract	General
Contract start date	01/04/2006
Contract end date	

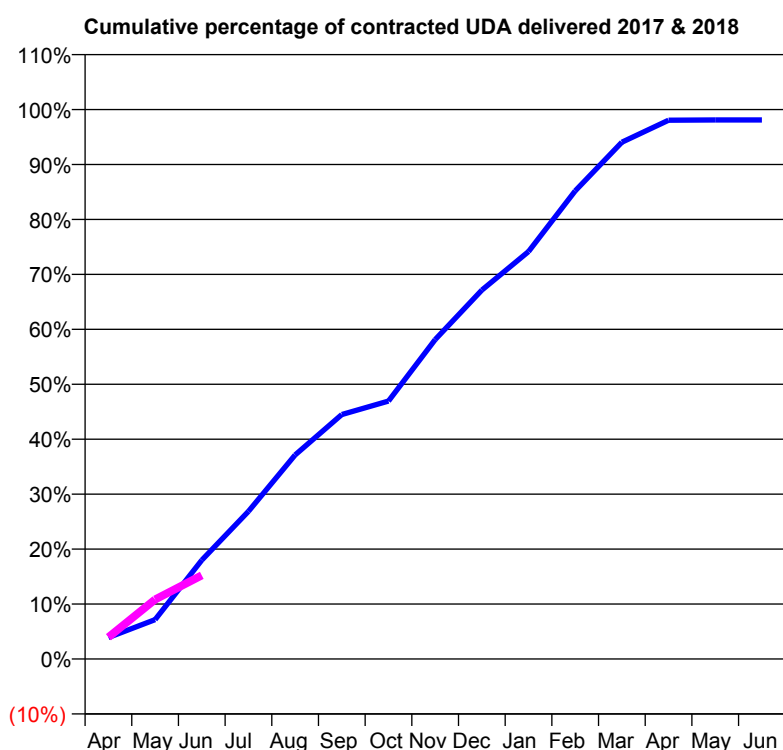
17/18 Contracted general activity (UDA)	2,200
Carry forward general activity (UDA)	0
17/18 Contracted orthodontic activity (UOA)	0
Carry forward orthodontic activity (UOA)	0
Baseline contract value	£49,189.85

ACCESS*

Patients seen in 24 months	Total	Change since previous quarter
Quarter ending June 2016	968	
Quarter ending September 2016	954	↓
Quarter ending December 2016	969	→
Quarter ending March 2017	992	↑
Quarter ending June 2017	987	→
Variance since June 2016	2.0%	→



ACTIVITY



Adjusted Scheduled Activity (UDA)		
Month	2017	2018
April	86	87
May	158	238
June	396	335
July	591	
August	817	
September	979	
October	1,033	
November	1,279	
December	1,477	
January	1,631	
February	1,874	
March	2,069	
April	2,157	
May	2,158	
June	2,158	

QUALITY

	Quantity	Base Number	Contract	AT	Region	England
% of FP17s for the same patient ID Re-attending within 3 months - Children	12	264	4.5%	9.4%	11.6%	12.0%
% of FP17s for the same patient ID Re-attending within 3 months - Adults	0	13	0.0%	13.7%	15.9%	16.0%
% of FP17s for the same patient ID Re-attending between 3 & 9 months - Children	176	264	66.7%	61.9%	60.4%	58.0%
% of FP17s for the same patient ID Re-attending between 3 & 9 months - Adults	11	13	84.6%	52.9%	52.3%	50.9%
% of FP17s for Band 1 Urgent Courses	1	230	0.4%	8.1%	9.5%	9.1%
% of FP17s Relating to Free Repair or Replacements	0	230	0.0%	0.8%	0.7%	0.8%
% of FP17s Relating to Continuations	0	230	0.0%	1.0%	1.0%	1.1%
% of Patients satisfied with the dentistry they have received	11	12	91.7%	92.0%	91.9%	91.7%
% of Patients satisfied with the time they had to wait for an appointment	11	12	91.7%	88.2%	88.0%	88.0%

* This is based on patients treated on this contract for their most recent course of treatment. Figures in italics indicate the base number of FP17s or Patient Questionnaire responses are less than 100. N/A is shown where the base number of responses is less than 10 during the period. % is calculated as Quantity/Base number*100

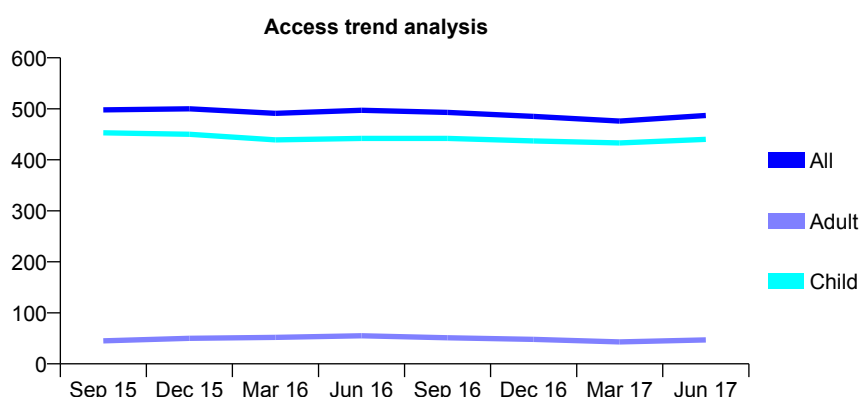
Q64 - Vital Signs At a Glance Contract Report for 914843/0001 - June 2017

Name or company name	MR RM BAKER
Contract type name	GDS Contract
Purpose of contract	General
Contract start date	01/04/2006
Contract end date	

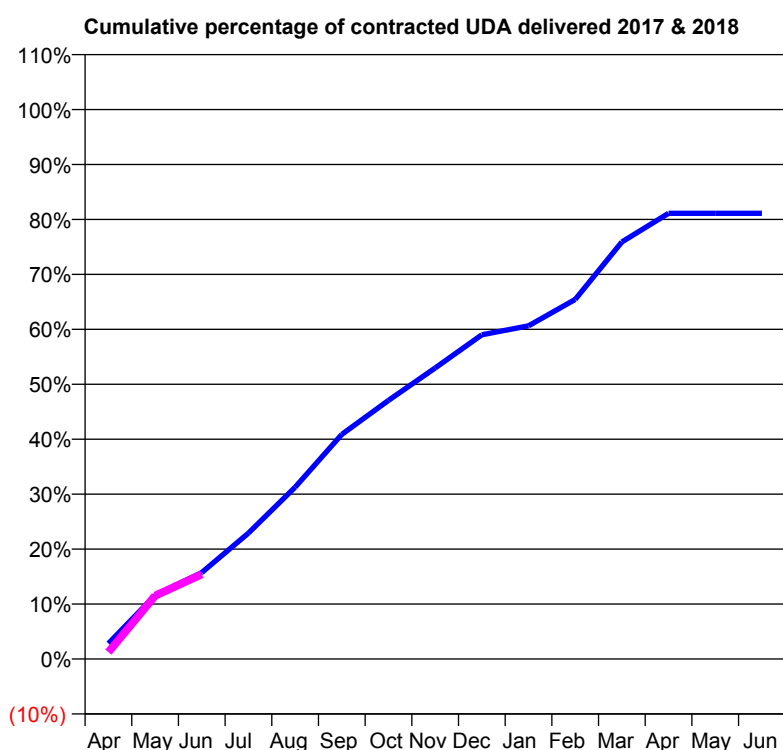
17/18 Contracted general activity (UDA)	1,036
Carry forward general activity (UDA)	0
17/18 Contracted orthodontic activity (UOA)	0
Carry forward orthodontic activity (UOA)	0
Baseline contract value	£27,255.43

ACCESS*

Patients seen in 24 months	Total	Change since previous quarter
Quarter ending June 2016	497	
Quarter ending September 2016	493	→
Quarter ending December 2016	485	↓
Quarter ending March 2017	476	↓
Quarter ending June 2017	487	↑
Variance since June 2016	(2.0%)	↓



ACTIVITY



Adjusted Scheduled Activity (UDA)		
Month	2017	2018
April	29	13
May	120	119
June	163	160
July	237	
August	324	
September	424	
October	488	
November	549	
December	611	
January	628	
February	678	
March	786	
April	840	
May	840	
June	840	

QUALITY

	Quantity	Base Number	Contract	AT	Region	England
% of FP17s for the same patient ID Re-attending within 3 months - Children	10	141	7.1%	9.4%	11.6%	12.0%
% of FP17s for the same patient ID Re-attending within 3 months - Adults	1	4	25.0%	13.7%	15.9%	16.0%
% of FP17s for the same patient ID Re-attending between 3 & 9 months - Children	48	141	34.0%	61.9%	60.4%	58.0%
% of FP17s for the same patient ID Re-attending between 3 & 9 months - Adults	1	4	25.0%	52.9%	52.3%	50.9%
% of FP17s for Band 1 Urgent Courses	4	111	3.6%	8.1%	9.5%	9.1%
% of FP17s Relating to Free Repair or Replacements	0	111	0.0%	0.8%	0.7%	0.8%
% of FP17s Relating to Continuations	3	111	2.7%	1.0%	1.0%	1.1%
% of Patients satisfied with the dentistry they have received	0	0	N/A	92.0%	91.9%	91.7%
% of Patients satisfied with the time they had to wait for an appointment	0	0	N/A	88.2%	88.0%	88.0%

* This is based on patients treated on this contract for their most recent course of treatment. Figures in italics indicate the base number of FP17s or Patient Questionnaire responses are less than 100. N/A is shown where the base number of responses is less than 10 during the period. % is calculated as Quantity/Base number*100

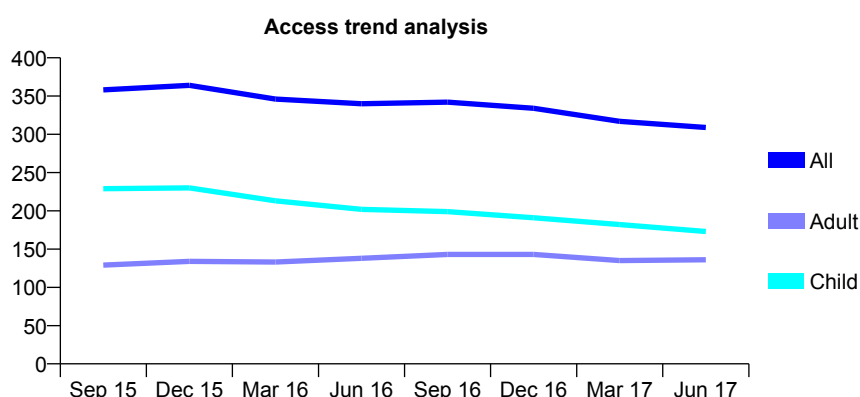
Q64 - Vital Signs At a Glance Contract Report for 915203/0001 - June 2017

Name or company name	MISS SL WATT
Contract type name	GDS Contract
Purpose of contract	General
Contract start date	01/04/2006
Contract end date	

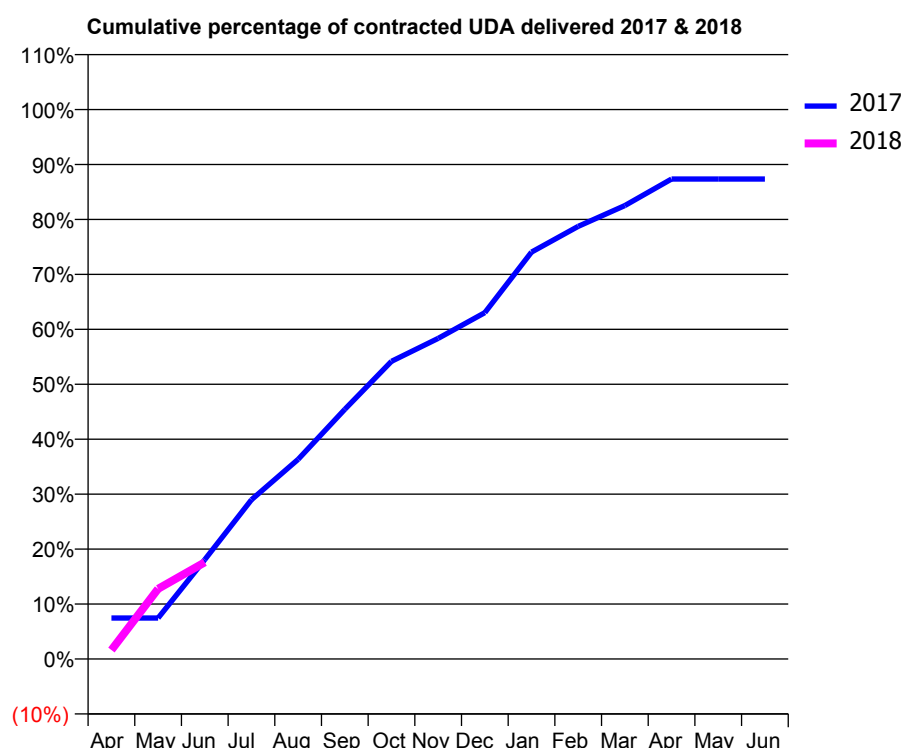
17/18 Contracted general activity (UDA)	790
Carry forward general activity (UDA)	0
17/18 Contracted orthodontic activity (UOA)	0
Carry forward orthodontic activity (UOA)	0
Baseline contract value	£16,696.20

ACCESS*

Patients seen in 24 months	Total	Change since previous quarter
Quarter ending June 2016	340	
Quarter ending September 2016	342	→
Quarter ending December 2016	334	↓
Quarter ending March 2017	317	↓
Quarter ending June 2017	309	↓
Variance since June 2016	(9.1%)	↓



ACTIVITY



Month	Adjusted Scheduled Activity (UDA)	
	2017	2018
April	59	13
May	59	101
June	143	139
July	229	
August	287	
September	359	
October	428	
November	461	
December	498	
January	585	
February	622	
March	652	
April	690	
May	690	
June	690	

QUALITY

	Quantity	Base Number	Contract	AT	Region	England
% of FP17s for the same patient ID Re-attending within 3 months - Children	7	86	8.1%	9.4%	11.6%	12.0%
% of FP17s for the same patient ID Re-attending within 3 months - Adults	5	29	17.2%	13.7%	15.9%	16.0%
% of FP17s for the same patient ID Re-attending between 3 & 9 months - Children	68	86	79.1%	61.9%	60.4%	58.0%
% of FP17s for the same patient ID Re-attending between 3 & 9 months - Adults	18	29	62.1%	52.9%	52.3%	50.9%
% of FP17s for Band 1 Urgent Courses	0	89	0.0%	8.1%	9.5%	9.1%
% of FP17s Relating to Free Repair or Replacements	0	89	0.0%	0.8%	0.7%	0.8%
% of FP17s Relating to Continuations	8	89	9.0%	1.0%	1.0%	1.1%
% of Patients satisfied with the dentistry they have received	2	2	N/A	92.0%	91.9%	91.7%
% of Patients satisfied with the time they had to wait for an appointment	2	2	N/A	88.2%	88.0%	88.0%

* This is based on patients treated on this contract for their most recent course of treatment. Figures in italics indicate the base number of FP17s or Patient Questionnaire responses are less than 100. N/A is shown where the base number of responses is less than 10 during the period. % is calculated as Quantity/Base number*100

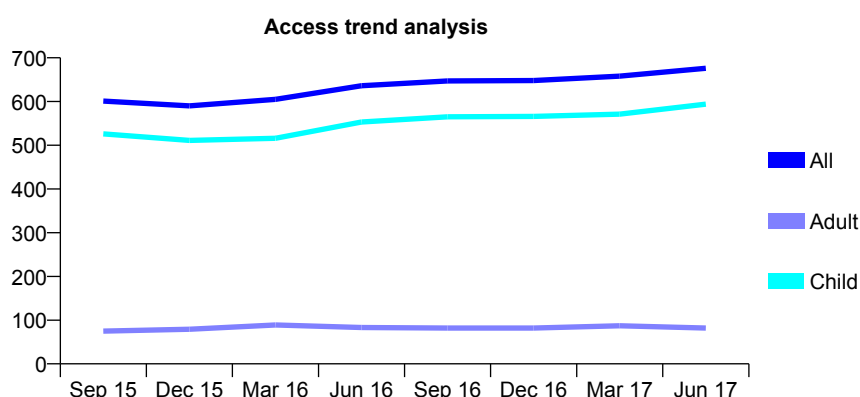
Q64 - Vital Signs At a Glance Contract Report for 917532/0001 - June 2017

Name or company name	MR RD SWINSON
Contract type name	GDS Contract
Purpose of contract	General
Contract start date	01/04/2006
Contract end date	

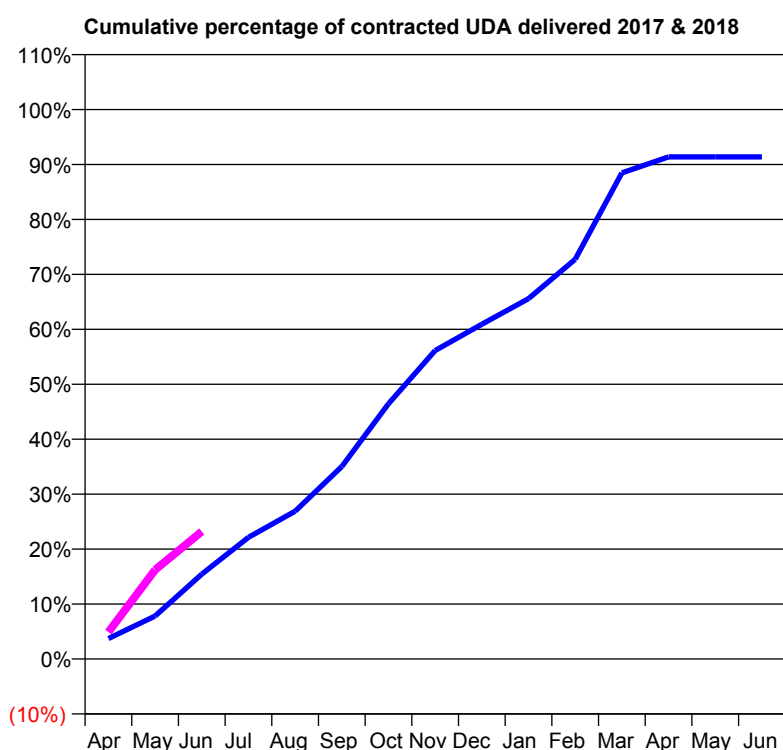
17/18 Contracted general activity (UDA)	1,450
Carry forward general activity (UDA)	0
17/18 Contracted orthodontic activity (UOA)	0
Carry forward orthodontic activity (UOA)	0
Baseline contract value	£33,349.27

ACCESS*

Patients seen in 24 months	Total	Change since previous quarter
Quarter ending June 2016	636	
Quarter ending September 2016	647	→
Quarter ending December 2016	648	→
Quarter ending March 2017	658	→
Quarter ending June 2017	676	↑
Variance since June 2016	6.3%	↑



ACTIVITY



Month	Adjusted Scheduled Activity (UDA)	
	2017	2018
April	54	71
May	114	235
June	224	336
July	321	
August	390	
September	508	
October	674	
November	814	
December	883	
January	951	
February	1,055	
March	1,283	
April	1,325	
May	1,325	
June	1,325	

QUALITY

	Quantity	Base Number	Contract	AT	Region	England
% of FP17s for the same patient ID Re-attending within 3 months - Children	12	238	5.0%	9.4%	11.6%	12.0%
% of FP17s for the same patient ID Re-attending within 3 months - Adults	0	12	0.0%	13.7%	15.9%	16.0%
% of FP17s for the same patient ID Re-attending between 3 & 9 months - Children	168	238	70.6%	61.9%	60.4%	58.0%
% of FP17s for the same patient ID Re-attending between 3 & 9 months - Adults	7	12	58.3%	52.9%	52.3%	50.9%
% of FP17s for Band 1 Urgent Courses	2	219	0.9%	8.1%	9.5%	9.1%
% of FP17s Relating to Free Repair or Replacements	0	219	0.0%	0.8%	0.7%	0.8%
% of FP17s Relating to Continuations	0	219	0.0%	1.0%	1.0%	1.1%
% of Patients satisfied with the dentistry they have received	0	1	N/A	92.0%	91.9%	91.7%
% of Patients satisfied with the time they had to wait for an appointment	0	1	N/A	88.2%	88.0%	88.0%

* This is based on patients treated on this contract for their most recent course of treatment. Figures in italics indicate the base number of FP17s or Patient Questionnaire responses are less than 100. N/A is shown where the base number of responses is less than 10 during the period. % is calculated as Quantity/Base number*100

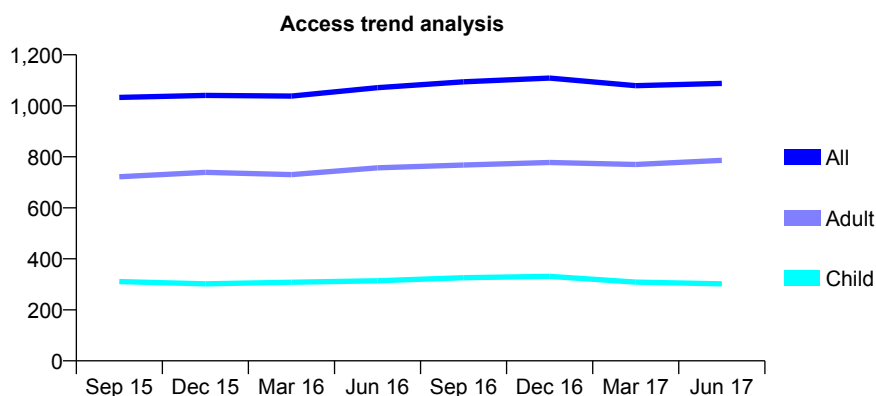
Q64 - Vital Signs At a Glance Contract Report for 917591/0001 - June 2017

Name or company name	MISS JE TIDMARSH
Contract type name	GDS Contract
Purpose of contract	General
Contract start date	01/04/2006
Contract end date	

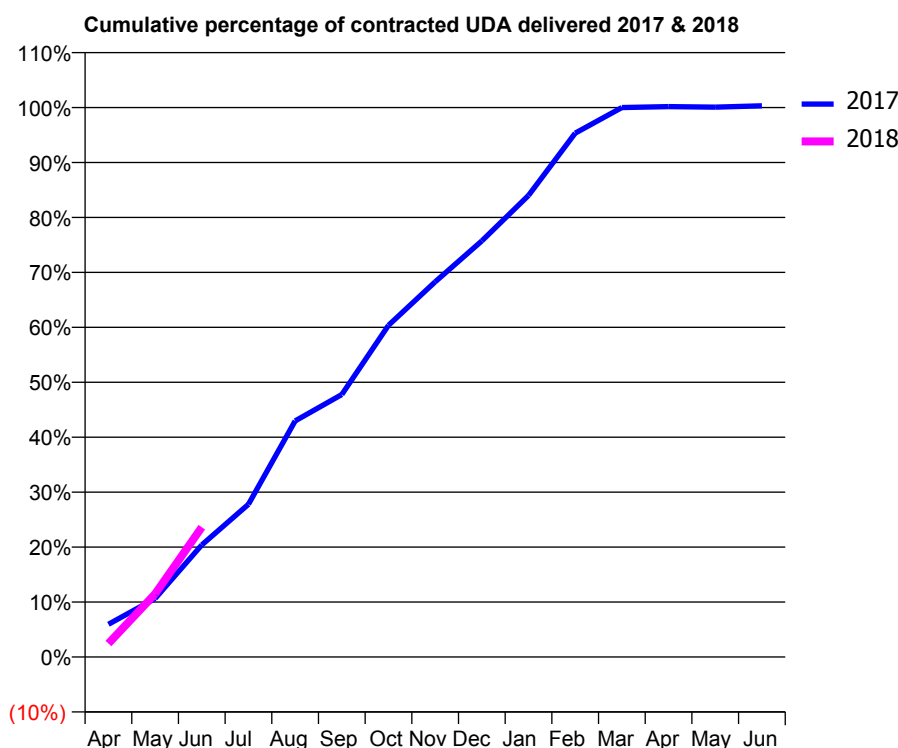
17/18 Contracted general activity (UDA)	1,190
Carry forward general activity (UDA)	0
17/18 Contracted orthodontic activity (UOA)	0
Carry forward orthodontic activity (UOA)	0
Baseline contract value	£28,117.76

ACCESS*

Patients seen in 24 months	Total	Change since previous quarter
Quarter ending June 2016	1,071	
Quarter ending September 2016	1,094	↑
Quarter ending December 2016	1,109	→
Quarter ending March 2017	1,079	↓
Quarter ending June 2017	1,088	→
Variance since June 2016	1.6%	→



ACTIVITY



Month	Adjusted Scheduled Activity (UDA)	
	2017	2018
April	71	29
May	127	137
June	243	281
July	331	
August	511	
September	568	
October	718	
November	813	
December	901	
January	1,000	
February	1,134	
March	1,190	
April	1,192	
May	1,191	
June	1,194	

QUALITY

	Quantity	Base Number	Contract	AT	Region	England
% of FP17s for the same patient ID Re-attending within 3 months - Children	5	107	4.7%	9.4%	11.6%	12.0%
% of FP17s for the same patient ID Re-attending within 3 months - Adults	25	273	9.2%	13.7%	15.9%	16.0%
% of FP17s for the same patient ID Re-attending between 3 & 9 months - Children	59	107	55.1%	61.9%	60.4%	58.0%
% of FP17s for the same patient ID Re-attending between 3 & 9 months - Adults	153	273	56.0%	52.9%	52.3%	50.9%
% of FP17s for Band 1 Urgent Courses	11	169	6.5%	8.1%	9.5%	9.1%
% of FP17s Relating to Free Repair or Replacements	1	169	0.6%	0.8%	0.7%	0.8%
% of FP17s Relating to Continuations	0	169	0.0%	1.0%	1.0%	1.1%
% of Patients satisfied with the dentistry they have received	1	3	N/A	92.0%	91.9%	91.7%
% of Patients satisfied with the time they had to wait for an appointment	1	3	N/A	88.2%	88.0%	88.0%

* This is based on patients treated on this contract for their most recent course of treatment. Figures in italics indicate the base number of FP17s or Patient Questionnaire responses are less than 100. N/A is shown where the base number of responses is less than 10 during the period. % is calculated as Quantity/Base number*100

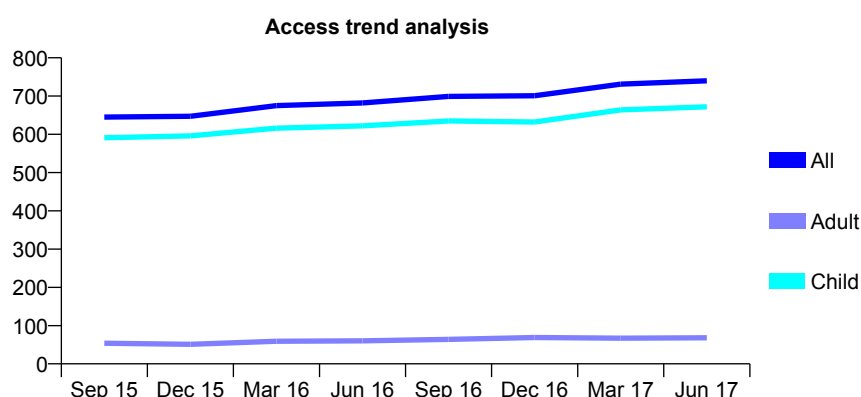
Q64 - Vital Signs At a Glance Contract Report for 917869/0001 - June 2017

Name or company name	MR PM MCVEIGH
Contract type name	GDS Contract
Purpose of contract	General
Contract start date	01/04/2006
Contract end date	

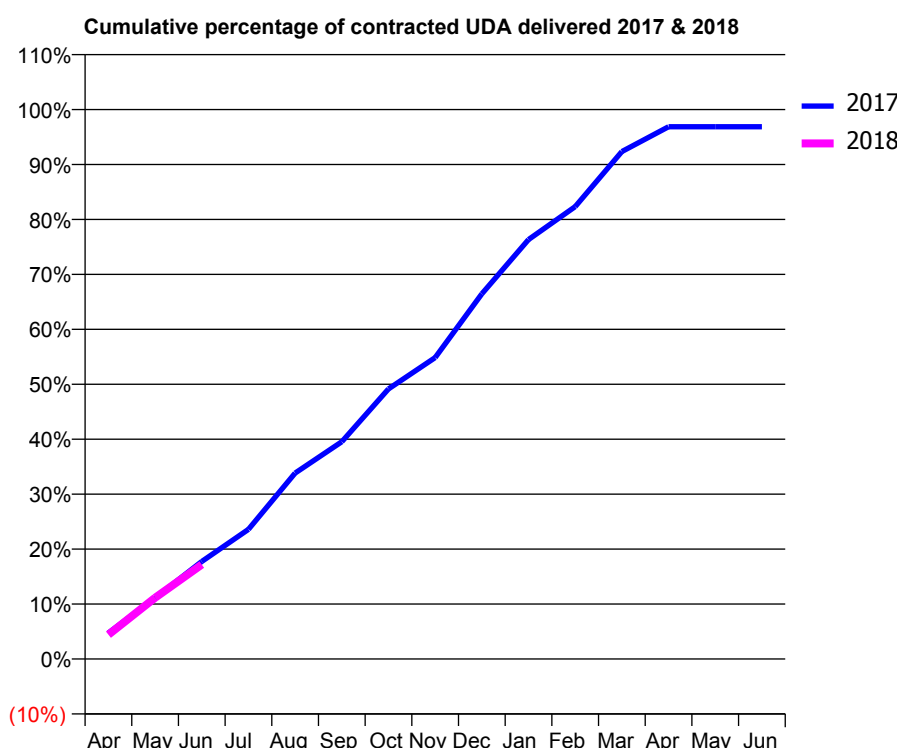
17/18 Contracted general activity (UDA)	2,100
Carry forward general activity (UDA)	0
17/18 Contracted orthodontic activity (UOA)	0
Carry forward orthodontic activity (UOA)	0
Baseline contract value	£43,309.60

ACCESS*

Patients seen in 24 months	Total	Change since previous quarter
Quarter ending June 2016	682	
Quarter ending September 2016	699	↑
Quarter ending December 2016	701	→
Quarter ending March 2017	731	↑
Quarter ending June 2017	740	→
Variance since June 2016	8.5%	↑



ACTIVITY



Adjusted Scheduled Activity (UDA)		
Month	2017	2018
April	100	93
May	233	234
June	373	361
July	496	
August	711	
September	830	
October	1,032	
November	1,152	
December	1,395	
January	1,603	
February	1,729	
March	1,939	
April	2,034	
May	2,034	
June	2,034	

QUALITY

	Quantity	Base Number	Contract	AT	Region	England
% of FP17s for the same patient ID Re-attending within 3 months - Children	23	268	8.6%	9.4%	11.6%	12.0%
% of FP17s for the same patient ID Re-attending within 3 months - Adults	0	0	N/A	13.7%	15.9%	16.0%
% of FP17s for the same patient ID Re-attending between 3 & 9 months - Children	195	268	72.8%	61.9%	60.4%	58.0%
% of FP17s for the same patient ID Re-attending between 3 & 9 months - Adults	0	0	N/A	52.9%	52.3%	50.9%
% of FP17s for Band 1 Urgent Courses	10	213	4.7%	8.1%	9.5%	9.1%
% of FP17s Relating to Free Repair or Replacements	0	213	0.0%	0.8%	0.7%	0.8%
% of FP17s Relating to Continuations	0	213	0.0%	1.0%	1.0%	1.1%
% of Patients satisfied with the dentistry they have received	0	0	N/A	92.0%	91.9%	91.7%
% of Patients satisfied with the time they had to wait for an appointment	0	0	N/A	88.2%	88.0%	88.0%

* This is based on patients treated on this contract for their most recent course of treatment. Figures in italics indicate the base number of FP17s or Patient Questionnaire responses are less than 100. N/A is shown where the base number of responses is less than 10 during the period. % is calculated as Quantity/Base number*100

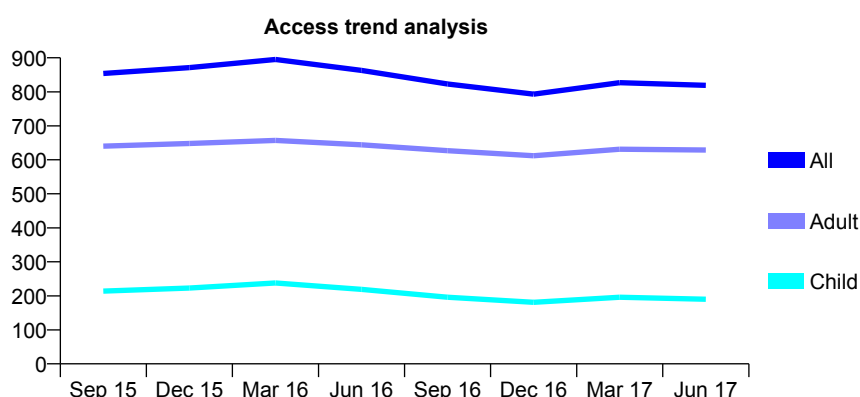
Q64 - Vital Signs At a Glance Contract Report for 918636/0001 - June 2017

Name or company name	MR KH GEORGE
Contract type name	GDS Contract
Purpose of contract	General
Contract start date	01/04/2006
Contract end date	

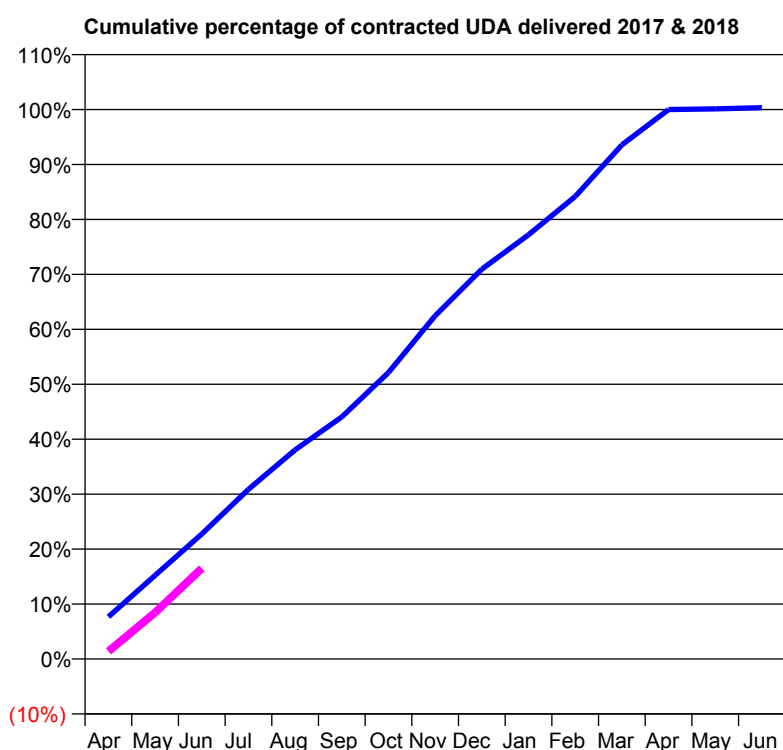
17/18 Contracted general activity (UDA)	2,646
Carry forward general activity (UDA)	0
17/18 Contracted orthodontic activity (UOA)	0
Carry forward orthodontic activity (UOA)	0
Baseline contract value	£61,418.17

ACCESS*

Patients seen in 24 months	Total	Change since previous quarter
Quarter ending June 2016	863	
Quarter ending September 2016	823	↓
Quarter ending December 2016	793	↓
Quarter ending March 2017	827	↑
Quarter ending June 2017	819	→
Variance since June 2016	(5.1%)	↓



ACTIVITY



Adjusted Scheduled Activity (UDA)		
Month	2017	2018
April	203	37
May	403	224
June	602	437
July	817	
August	1,007	
September	1,166	
October	1,380	
November	1,653	
December	1,877	
January	2,043	
February	2,227	
March	2,475	
April	2,646	
May	2,649	
June	2,655	

QUALITY

	Quantity	Base Number	Contract	AT	Region	England
% of FP17s for the same patient ID Re-attending within 3 months - Children	8	83	9.6%	9.4%	11.6%	12.0%
% of FP17s for the same patient ID Re-attending within 3 months - Adults	39	221	17.6%	13.7%	15.9%	16.0%
% of FP17s for the same patient ID Re-attending between 3 & 9 months - Children	43	83	51.8%	61.9%	60.4%	58.0%
% of FP17s for the same patient ID Re-attending between 3 & 9 months - Adults	115	221	52.0%	52.9%	52.3%	50.9%
% of FP17s for Band 1 Urgent Courses	21	217	9.7%	8.1%	9.5%	9.1%
% of FP17s Relating to Free Repair or Replacements	3	217	1.4%	0.8%	0.7%	0.8%
% of FP17s Relating to Continuations	1	217	0.5%	1.0%	1.0%	1.1%
% of Patients satisfied with the dentistry they have received	6	6	N/A	92.0%	91.9%	91.7%
% of Patients satisfied with the time they had to wait for an appointment	6	6	N/A	88.2%	88.0%	88.0%

* This is based on patients treated on this contract for their most recent course of treatment. Figures in italics indicate the base number of FP17s or Patient Questionnaire responses are less than 100. N/A is shown where the base number of responses is less than 10 during the period. % is calculated as Quantity/Base number*100

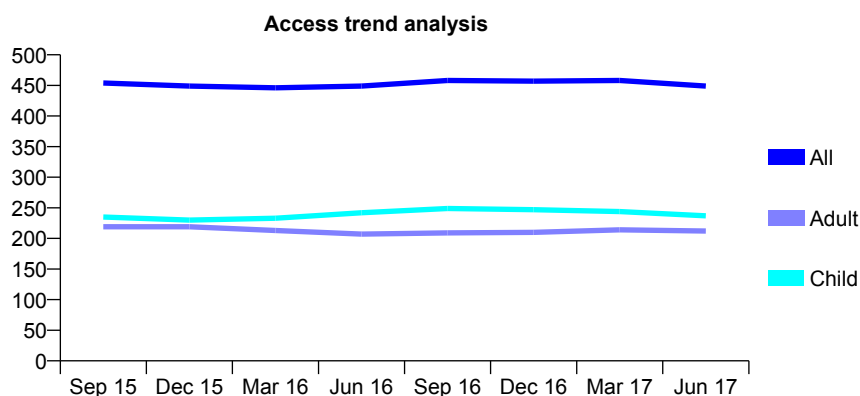
Q64 - Vital Signs At a Glance Contract Report for 919748/0001 - June 2017

Name or company name	MR RJ SMILLIE
Contract type name	GDS Contract
Purpose of contract	General
Contract start date	01/04/2006
Contract end date	

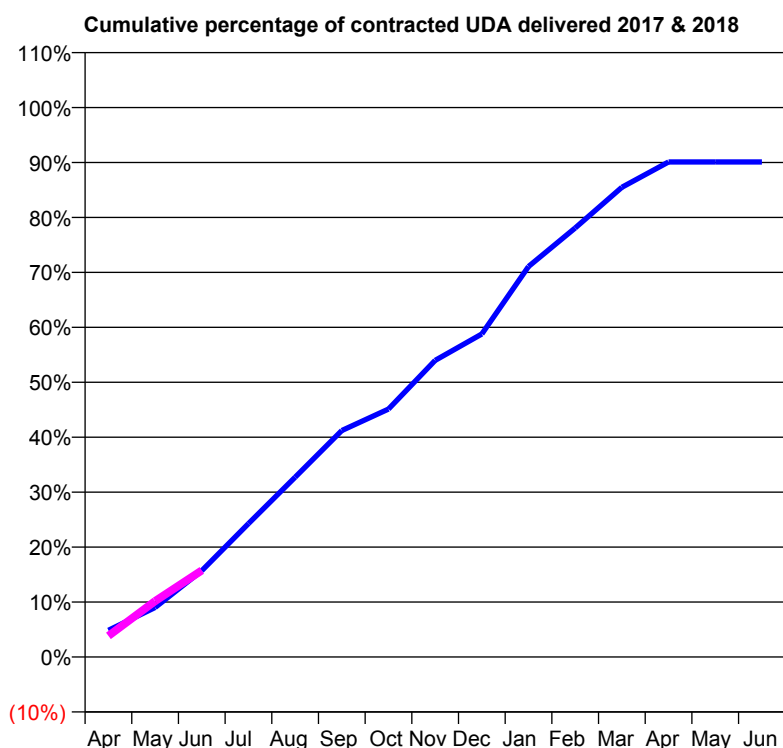
17/18 Contracted general activity (UDA)	2,240
Carry forward general activity (UDA)	0
17/18 Contracted orthodontic activity (UOA)	0
Carry forward orthodontic activity (UOA)	0
Baseline contract value	£52,262.92

ACCESS*

Patients seen in 24 months	Total	Change since previous quarter
Quarter ending June 2016	449	
Quarter ending September 2016	458	↑
Quarter ending December 2016	457	→
Quarter ending March 2017	458	→
Quarter ending June 2017	449	↓
Variance since June 2016	0.0%	→



ACTIVITY



Adjusted Scheduled Activity (UDA)		
Month	2017	2018
April	109	86
May	202	228
June	352	353
July	544	
August	733	
September	923	
October	1,011	
November	1,209	
December	1,317	
January	1,592	
February	1,749	
March	1,915	
April	2,018	
May	2,018	
June	2,018	

QUALITY

	Quantity	Base Number	Contract	AT	Region	England
% of FP17s for the same patient ID Re-attending within 3 months - Children	6	104	5.8%	9.4%	11.6%	12.0%
% of FP17s for the same patient ID Re-attending within 3 months - Adults	14	70	20.0%	13.7%	15.9%	16.0%
% of FP17s for the same patient ID Re-attending between 3 & 9 months - Children	73	104	70.2%	61.9%	60.4%	58.0%
% of FP17s for the same patient ID Re-attending between 3 & 9 months - Adults	38	70	54.3%	52.9%	52.3%	50.9%
% of FP17s for Band 1 Urgent Courses	0	142	0.0%	8.1%	9.5%	9.1%
% of FP17s Relating to Free Repair or Replacements	0	142	0.0%	0.8%	0.7%	0.8%
% of FP17s Relating to Continuations	0	142	0.0%	1.0%	1.0%	1.1%
% of Patients satisfied with the dentistry they have received	2	2	N/A	92.0%	91.9%	91.7%
% of Patients satisfied with the time they had to wait for an appointment	2	2	N/A	88.2%	88.0%	88.0%

* This is based on patients treated on this contract for their most recent course of treatment. Figures in italics indicate the base number of FP17s or Patient Questionnaire responses are less than 100. N/A is shown where the base number of responses is less than 10 during the period. % is calculated as Quantity/Base number*100

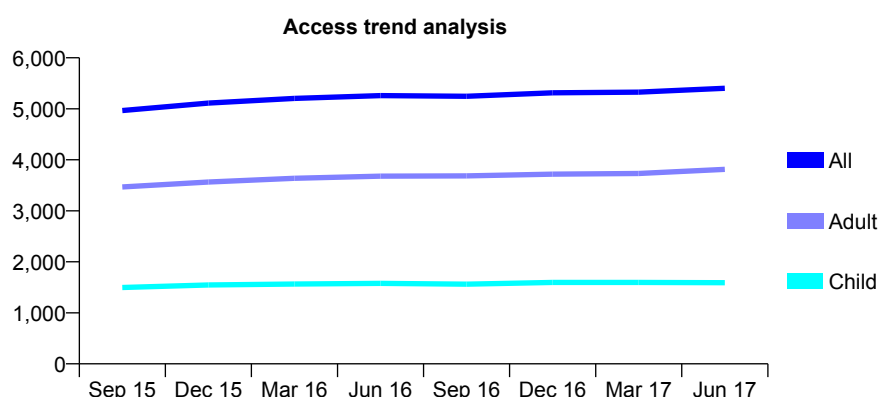
Q64 - Vital Signs At a Glance Contract Report for 921092/0001 - June 2017

Name or company name	MR AM WILSON
Contract type name	GDS Contract
Purpose of contract	General
Contract start date	01/04/2006
Contract end date	

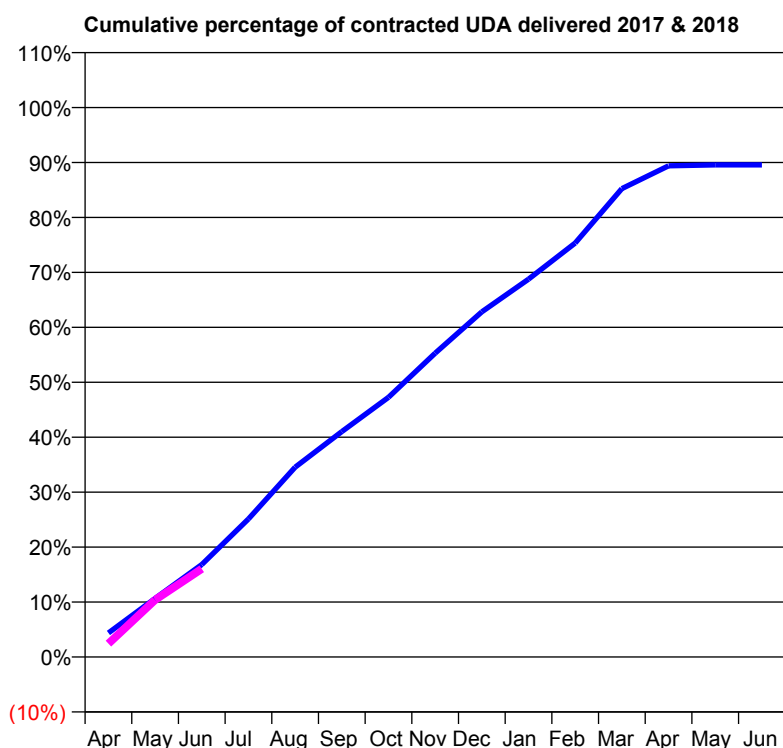
17/18 Contracted general activity (UDA)	12,500
Carry forward general activity (UDA)	0
17/18 Contracted orthodontic activity (UOA)	0
Carry forward orthodontic activity (UOA)	0
Baseline contract value	£295,637.16

ACCESS*

Patients seen in 24 months	Total	Change since previous quarter
Quarter ending June 2016	5,258	
Quarter ending September 2016	5,246	→
Quarter ending December 2016	5,314	→
Quarter ending March 2017	5,327	→
Quarter ending June 2017	5,403	→
Variance since June 2016	2.8%	↑



ACTIVITY



Adjusted Scheduled Activity (UDA)		
Month	2017	2018
April	547	304
May	1,334	1,301
June	2,103	2,007
July	3,140	
August	4,317	
September	5,129	
October	5,906	
November	6,913	
December	7,852	
January	8,594	
February	9,418	
March	10,654	
April	11,173	
May	11,195	
June	11,196	

QUALITY

	Quantity	Base Number	Contract	AT	Region	England
% of FP17s for the same patient ID Re-attending within 3 months - Children	41	519	7.9%	9.4%	11.6%	12.0%
% of FP17s for the same patient ID Re-attending within 3 months - Adults	183	1,339	13.7%	13.7%	15.9%	16.0%
% of FP17s for the same patient ID Re-attending between 3 & 9 months - Children	300	519	57.8%	61.9%	60.4%	58.0%
% of FP17s for the same patient ID Re-attending between 3 & 9 months - Adults	750	1,339	56.0%	52.9%	52.3%	50.9%
% of FP17s for Band 1 Urgent Courses	99	1,263	7.8%	8.1%	9.5%	9.1%
% of FP17s Relating to Free Repair or Replacements	11	1,263	0.9%	0.8%	0.7%	0.8%
% of FP17s Relating to Continuations	13	1,263	1.0%	1.0%	1.0%	1.1%
% of Patients satisfied with the dentistry they have received	10	14	71.4%	92.0%	91.9%	91.7%
% of Patients satisfied with the time they had to wait for an appointment	12	14	85.7%	88.2%	88.0%	88.0%

* This is based on patients treated on this contract for their most recent course of treatment. Figures in italics indicate the base number of FP17s or Patient Questionnaire responses are less than 100. N/A is shown where the base number of responses is less than 10 during the period. % is calculated as Quantity/Base number*100

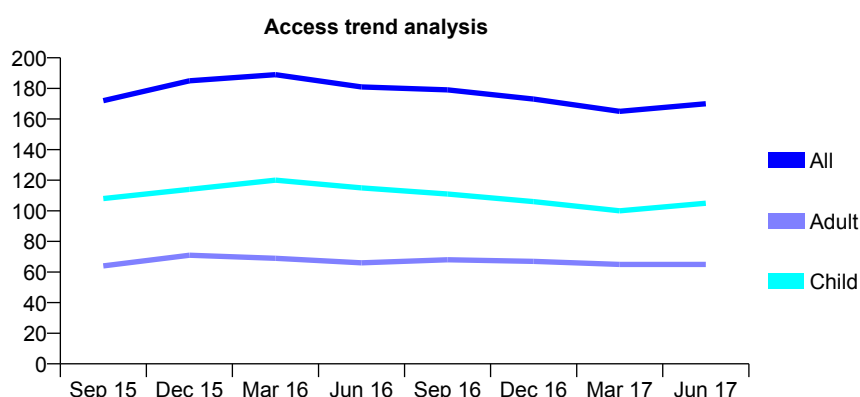
Q64 - Vital Signs At a Glance Contract Report for 923257/0002 - June 2017

Name or company name	MISS LD BREEZE
Contract type name	GDS Contract
Purpose of contract	General
Contract start date	08/05/2007
Contract end date	

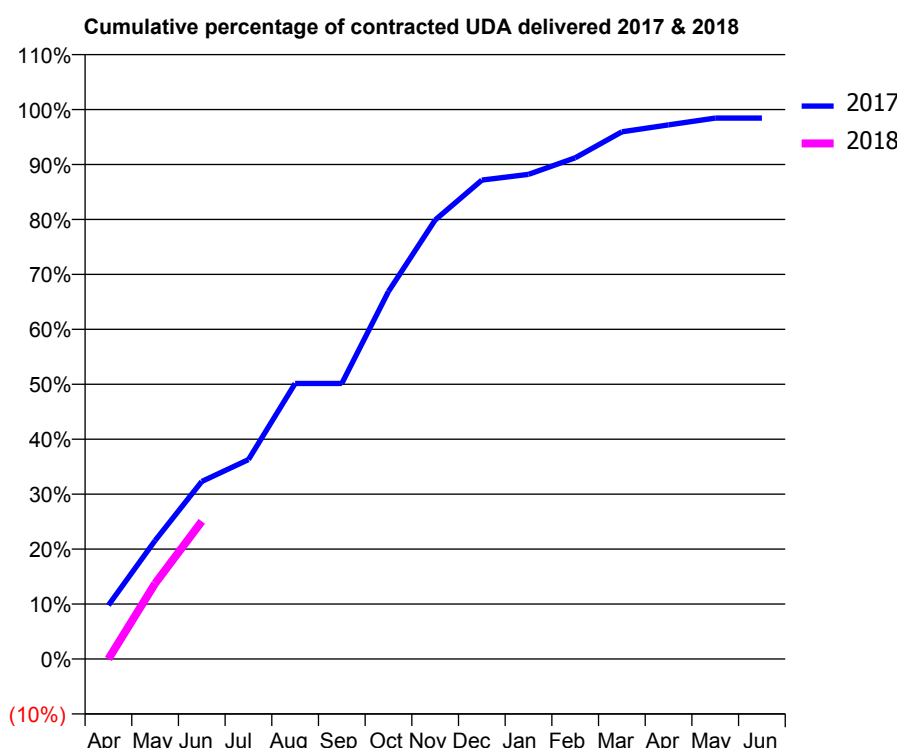
17/18 Contracted general activity (UDA)	400
Carry forward general activity (UDA)	0
17/18 Contracted orthodontic activity (UOA)	0
Carry forward orthodontic activity (UOA)	0
Baseline contract value	£11,249.02

ACCESS*

Patients seen in 24 months	Total	Change since previous quarter
Quarter ending June 2016	181	
Quarter ending September 2016	179	↓
Quarter ending December 2016	173	↓
Quarter ending March 2017	165	↓
Quarter ending June 2017	170	↑
Variance since June 2016	(6.1%)	↓



ACTIVITY



Adjusted Scheduled Activity (UDA)		
Month	2017	2018
April	39	0
May	86	55
June	129	100
July	145	
August	201	
September	201	
October	268	
November	320	
December	349	
January	353	
February	365	
March	384	
April	389	
May	394	
June	394	

QUALITY

	Quantity	Base Number	Contract	AT	Region	England
% of FP17s for the same patient ID Re-attending within 3 months - Children	1	49	2.0%	9.4%	11.6%	12.0%
% of FP17s for the same patient ID Re-attending within 3 months - Adults	2	18	11.1%	13.7%	15.9%	16.0%
% of FP17s for the same patient ID Re-attending between 3 & 9 months - Children	26	49	53.1%	61.9%	60.4%	58.0%
% of FP17s for the same patient ID Re-attending between 3 & 9 months - Adults	10	18	55.6%	52.9%	52.3%	50.9%
% of FP17s for Band 1 Urgent Courses	1	61	1.6%	8.1%	9.5%	9.1%
% of FP17s Relating to Free Repair or Replacements	0	61	0.0%	0.8%	0.7%	0.8%
% of FP17s Relating to Continuations	0	61	0.0%	1.0%	1.0%	1.1%
% of Patients satisfied with the dentistry they have received	0	0	N/A	92.0%	91.9%	91.7%
% of Patients satisfied with the time they had to wait for an appointment	0	0	N/A	88.2%	88.0%	88.0%

* This is based on patients treated on this contract for their most recent course of treatment. Figures in italics indicate the base number of FP17s or Patient Questionnaire responses are less than 100. N/A is shown where the base number of responses is less than 10 during the period. % is calculated as Quantity/Base number*100

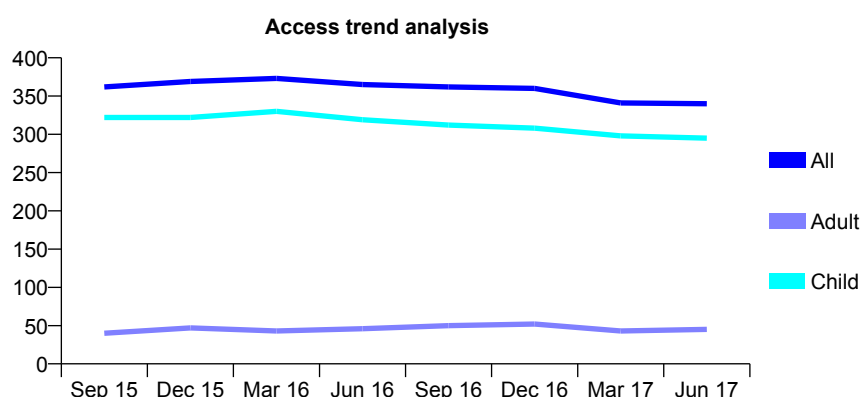
Q64 - Vital Signs At a Glance Contract Report for 933082/0001 - June 2017

Name or company name	MR RJ ELSEY
Contract type name	GDS Contract
Purpose of contract	General
Contract start date	01/04/2006
Contract end date	

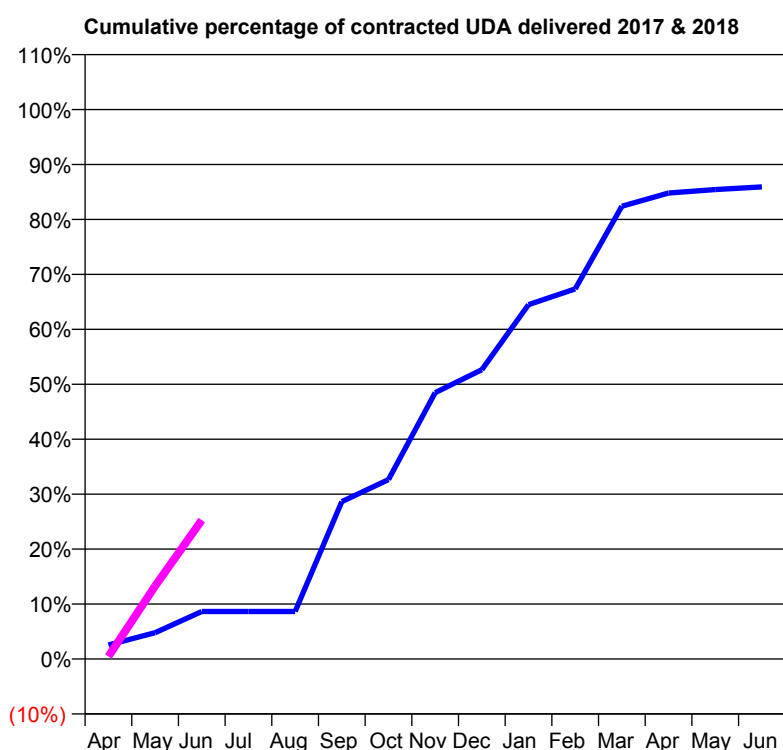
17/18 Contracted general activity (UDA)	625
Carry forward general activity (UDA)	0
17/18 Contracted orthodontic activity (UOA)	0
Carry forward orthodontic activity (UOA)	0
Baseline contract value	£13,960.13

ACCESS*

Patients seen in 24 months	Total	Change since previous quarter
Quarter ending June 2016	365	
Quarter ending September 2016	362	→
Quarter ending December 2016	360	→
Quarter ending March 2017	341	↓
Quarter ending June 2017	340	→
Variance since June 2016	(6.8%)	↓



ACTIVITY



Adjusted Scheduled Activity (UDA)		
Month	2017	2018
April	16	3
May	30	83
June	54	158
July	54	
August	54	
September	179	
October	204	
November	303	
December	329	
January	403	
February	421	
March	515	
April	530	
May	534	
June	537	

QUALITY

	Quantity	Base Number	Contract	AT	Region	England
% of FP17s for the same patient ID Re-attending within 3 months - Children	11	133	8.3%	9.4%	11.6%	12.0%
% of FP17s for the same patient ID Re-attending within 3 months - Adults	0	4	0.0%	13.7%	15.9%	16.0%
% of FP17s for the same patient ID Re-attending between 3 & 9 months - Children	86	133	64.7%	61.9%	60.4%	58.0%
% of FP17s for the same patient ID Re-attending between 3 & 9 months - Adults	1	4	25.0%	52.9%	52.3%	50.9%
% of FP17s for Band 1 Urgent Courses	0	124	0.0%	8.1%	9.5%	9.1%
% of FP17s Relating to Free Repair or Replacements	0	124	0.0%	0.8%	0.7%	0.8%
% of FP17s Relating to Continuations	0	124	0.0%	1.0%	1.0%	1.1%
% of Patients satisfied with the dentistry they have received	1	1	N/A	92.0%	91.9%	91.7%
% of Patients satisfied with the time they had to wait for an appointment	1	1	N/A	88.2%	88.0%	88.0%

* This is based on patients treated on this contract for their most recent course of treatment. Figures in italics indicate the base number of FP17s or Patient Questionnaire responses are less than 100. N/A is shown where the base number of responses is less than 10 during the period. % is calculated as Quantity/Base number*100

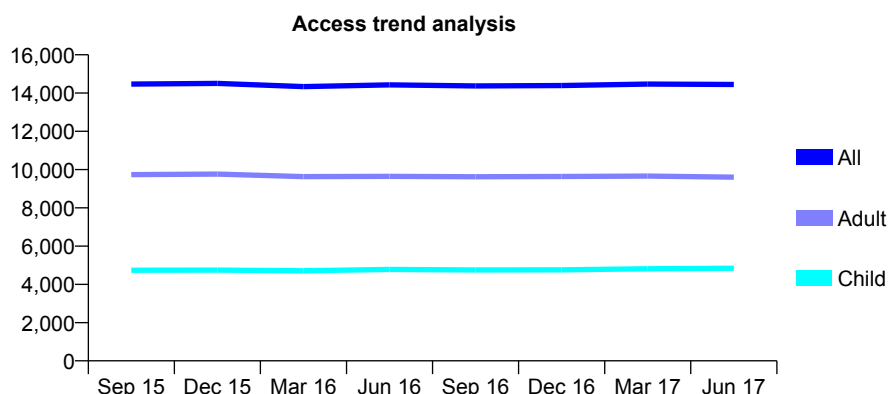
Q64 - Vital Signs At a Glance Contract Report for 936944/0001 - June 2017

Name or company name	MRS S IRAVANI
Contract type name	GDS Contract
Purpose of contract	General
Contract start date	01/04/2006
Contract end date	

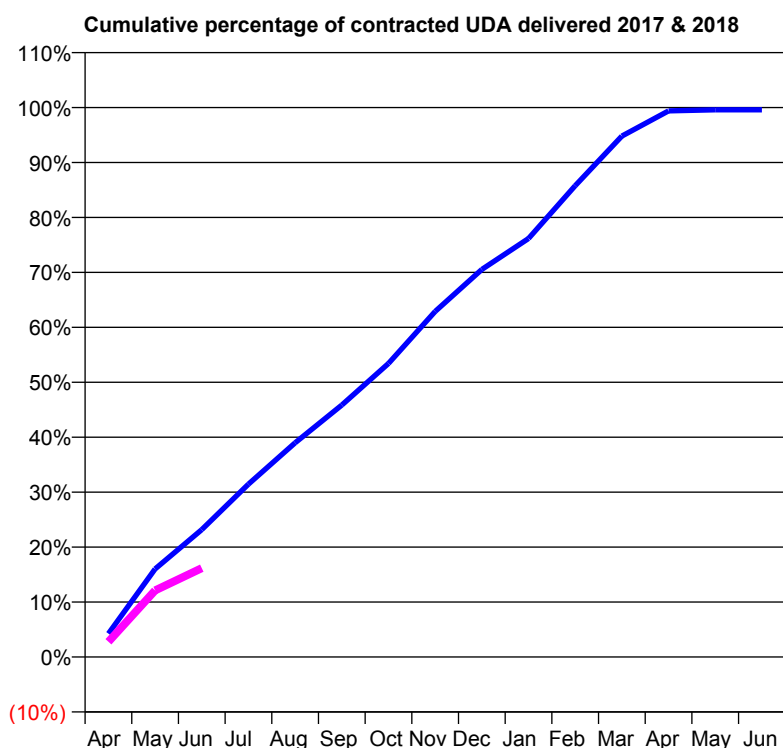
17/18 Contracted general activity (UDA)	37,752
Carry forward general activity (UDA)	0
17/18 Contracted orthodontic activity (UOA)	0
Carry forward orthodontic activity (UOA)	0
Baseline contract value	£1,038,713.65

ACCESS*

Patients seen in 24 months	Total	Change since previous quarter
Quarter ending June 2016	14,425	
Quarter ending September 2016	14,371	→
Quarter ending December 2016	14,395	→
Quarter ending March 2017	14,472	→
Quarter ending June 2017	14,446	→
Variance since June 2016	0.1%	→



ACTIVITY



Adjusted Scheduled Activity (UDA)		
Month	2017	2018
April	1,605	1,048
May	6,047	4,578
June	8,750	6,107
July	11,879	
August	14,717	
September	17,311	
October	20,169	
November	23,739	
December	26,625	
January	28,751	
February	32,382	
March	35,790	
April	37,517	
May	37,591	
June	37,594	

QUALITY

	Quantity	Base Number	Contract	AT	Region	England
% of FP17s for the same patient ID Re-attending within 3 months - Children	140	1,631	8.6%	9.4%	11.6%	12.0%
% of FP17s for the same patient ID Re-attending within 3 months - Adults	396	3,088	12.8%	13.7%	15.9%	16.0%
% of FP17s for the same patient ID Re-attending between 3 & 9 months - Children	1,045	1,631	64.1%	61.9%	60.4%	58.0%
% of FP17s for the same patient ID Re-attending between 3 & 9 months - Adults	1,976	3,088	64.0%	52.9%	52.3%	50.9%
% of FP17s for Band 1 Urgent Courses	260	3,809	6.8%	8.1%	9.5%	9.1%
% of FP17s Relating to Free Repair or Replacements	14	3,809	0.4%	0.8%	0.7%	0.8%
% of FP17s Relating to Continuations	48	3,809	1.3%	1.0%	1.0%	1.1%
% of Patients satisfied with the dentistry they have received	42	44	95.5%	92.0%	91.9%	91.7%
% of Patients satisfied with the time they had to wait for an appointment	44	44	100.0%	88.2%	88.0%	88.0%

* This is based on patients treated on this contract for their most recent course of treatment. Figures in italics indicate the base number of FP17s or Patient Questionnaire responses are less than 100. N/A is shown where the base number of responses is less than 10 during the period. % is calculated as Quantity/Base number*100

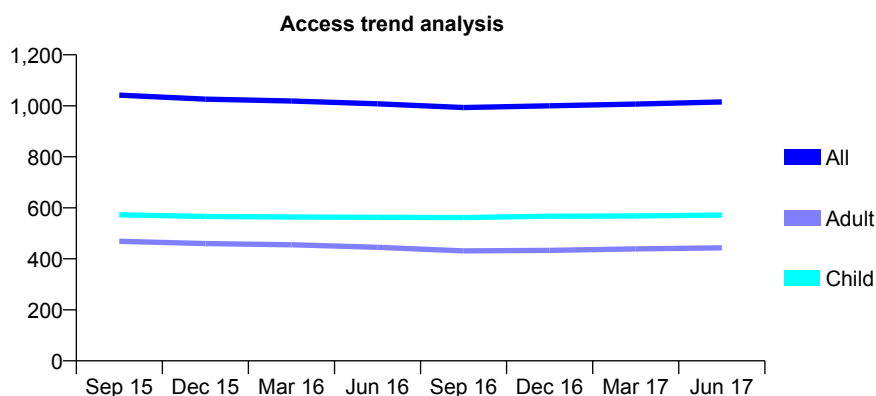
Q64 - Vital Signs At a Glance Contract Report for 944947/0001 - June 2017

Name or company name	MR PA SHOEBRIDGE
Contract type name	GDS Contract
Purpose of contract	General
Contract start date	01/04/2006
Contract end date	

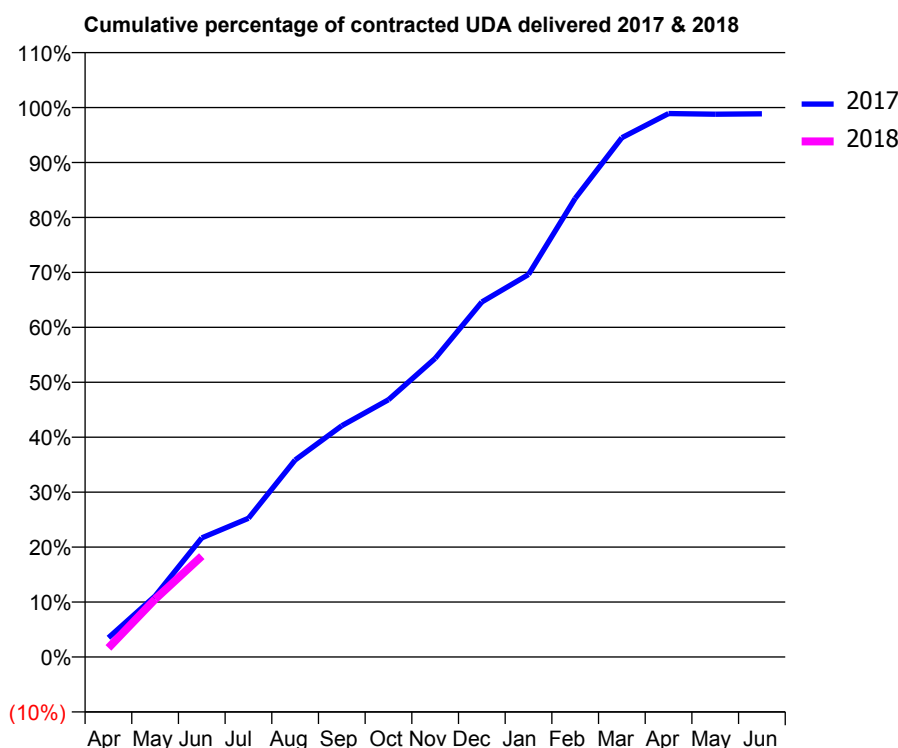
17/18 Contracted general activity (UDA)	2,703
Carry forward general activity (UDA)	0
17/18 Contracted orthodontic activity (UOA)	0
Carry forward orthodontic activity (UOA)	0
Baseline contract value	£59,636.50

ACCESS*

Patients seen in 24 months	Total	Change since previous quarter
Quarter ending June 2016	1,008	
Quarter ending September 2016	993	↓
Quarter ending December 2016	1,000	→
Quarter ending March 2017	1,007	→
Quarter ending June 2017	1,015	→
Variance since June 2016	0.7%	→



ACTIVITY



Adjusted Scheduled Activity (UDA)		
Month	2017	2018
April	95	45
May	300	284
June	586	496
July	682	
August	969	
September	1,137	
October	1,266	
November	1,469	
December	1,746	
January	1,882	
February	2,256	
March	2,555	
April	2,673	
May	2,670	
June	2,672	

QUALITY

	Quantity	Base Number	Contract	AT	Region	England
% of FP17s for the same patient ID Re-attending within 3 months - Children	18	255	7.1%	9.4%	11.6%	12.0%
% of FP17s for the same patient ID Re-attending within 3 months - Adults	9	103	8.7%	13.7%	15.9%	16.0%
% of FP17s for the same patient ID Re-attending between 3 & 9 months - Children	164	255	64.3%	61.9%	60.4%	58.0%
% of FP17s for the same patient ID Re-attending between 3 & 9 months - Adults	49	103	47.6%	52.9%	52.3%	50.9%
% of FP17s for Band 1 Urgent Courses	12	297	4.0%	8.1%	9.5%	9.1%
% of FP17s Relating to Free Repair or Replacements	0	297	0.0%	0.8%	0.7%	0.8%
% of FP17s Relating to Continuations	1	297	0.3%	1.0%	1.0%	1.1%
% of Patients satisfied with the dentistry they have received	4	4	N/A	92.0%	91.9%	91.7%
% of Patients satisfied with the time they had to wait for an appointment	4	4	N/A	88.2%	88.0%	88.0%

* This is based on patients treated on this contract for their most recent course of treatment. Figures in italics indicate the base number of FP17s or Patient Questionnaire responses are less than 100. N/A is shown where the base number of responses is less than 10 during the period. % is calculated as Quantity/Base number*100

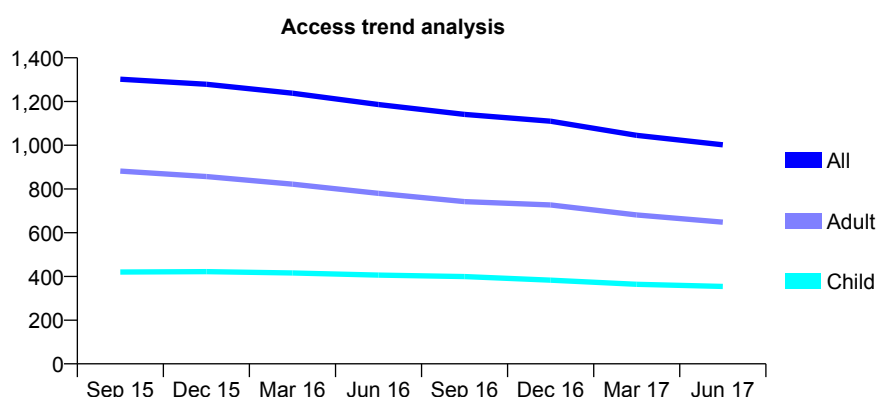
Q64 - Vital Signs At a Glance Contract Report for 963194/0001 - June 2017

Name or company name	MR TO BAALACK
Contract type name	GDS Contract
Purpose of contract	General
Contract start date	22/12/2011
Contract end date	

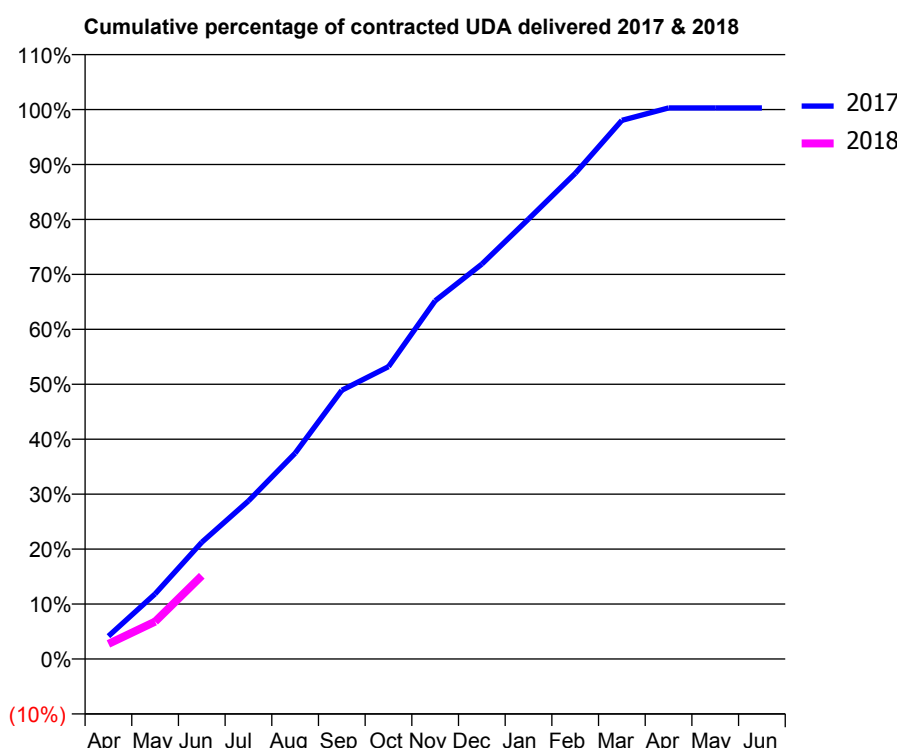
17/18 Contracted general activity (UDA)	3,906
Carry forward general activity (UDA)	0
17/18 Contracted orthodontic activity (UOA)	0
Carry forward orthodontic activity (UOA)	0
Baseline contract value	£100,172.59

ACCESS*

Patients seen in 24 months	Total	Change since previous quarter
Quarter ending June 2016	1,186	
Quarter ending September 2016	1,141	↓
Quarter ending December 2016	1,110	↓
Quarter ending March 2017	1,045	↓
Quarter ending June 2017	1,002	↓
Variance since June 2016	(15.5%)	↓



ACTIVITY



Adjusted Scheduled Activity (UDA)		
Month	2017	2018
April	163	108
May	463	266
June	830	592
July	1,124	
August	1,463	
September	1,910	
October	2,078	
November	2,546	
December	2,807	
January	3,127	
February	3,451	
March	3,829	
April	3,917	
May	3,917	
June	3,917	

QUALITY

	Quantity	Base Number	Contract	AT	Region	England
% of FP17s for the same patient ID Re-attending within 3 months - Children	3	104	2.9%	9.4%	11.6%	12.0%
% of FP17s for the same patient ID Re-attending within 3 months - Adults	34	185	18.4%	13.7%	15.9%	16.0%
% of FP17s for the same patient ID Re-attending between 3 & 9 months - Children	88	104	84.6%	61.9%	60.4%	58.0%
% of FP17s for the same patient ID Re-attending between 3 & 9 months - Adults	117	185	63.2%	52.9%	52.3%	50.9%
% of FP17s for Band 1 Urgent Courses	18	240	7.5%	8.1%	9.5%	9.1%
% of FP17s Relating to Free Repair or Replacements	0	240	0.0%	0.8%	0.7%	0.8%
% of FP17s Relating to Continuations	0	240	0.0%	1.0%	1.0%	1.1%
% of Patients satisfied with the dentistry they have received	2	2	N/A	92.0%	91.9%	91.7%
% of Patients satisfied with the time they had to wait for an appointment	2	2	N/A	88.2%	88.0%	88.0%

* This is based on patients treated on this contract for their most recent course of treatment. Figures in italics indicate the base number of FP17s or Patient Questionnaire responses are less than 100. N/A is shown where the base number of responses is less than 10 during the period. % is calculated as Quantity/Base number*100

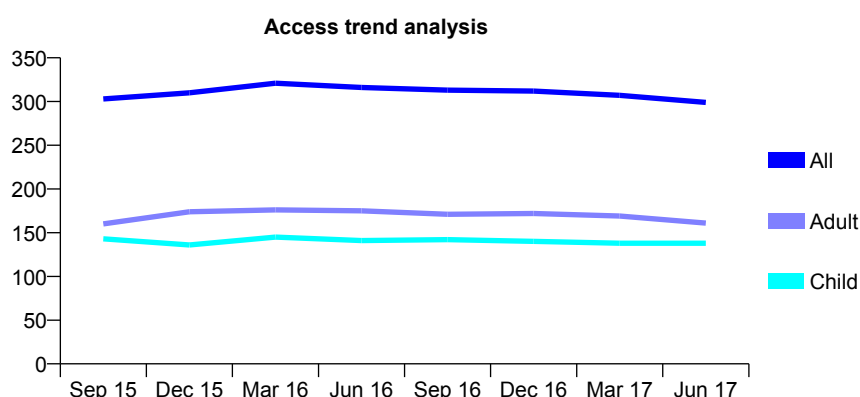
Q64 - Vital Signs At a Glance Contract Report for 982733/0001 - June 2017

Name or company name	MR SL PIMM
Contract type name	GDS Contract
Purpose of contract	General
Contract start date	01/04/2006
Contract end date	

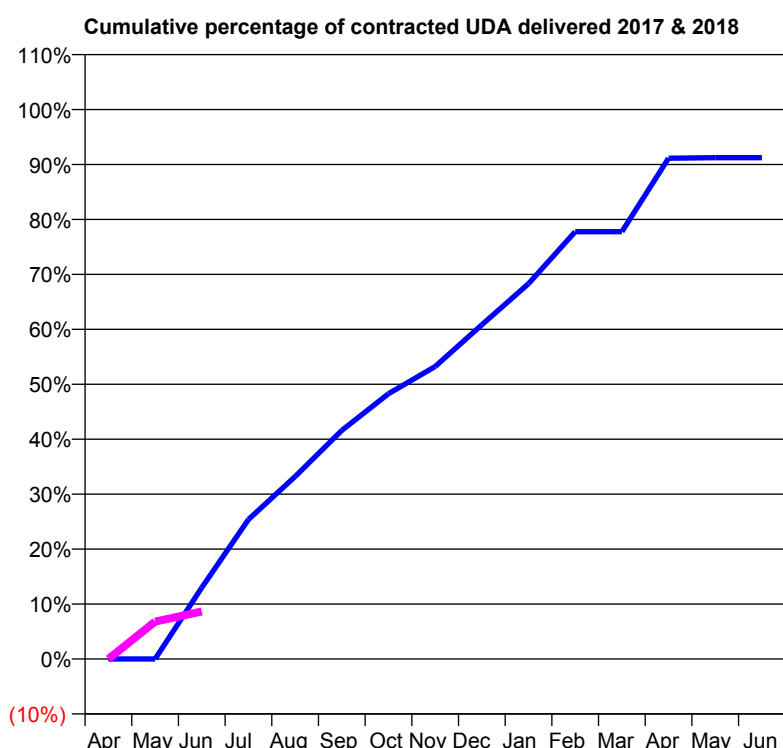
17/18 Contracted general activity (UDA)	870
Carry forward general activity (UDA)	0
17/18 Contracted orthodontic activity (UOA)	0
Carry forward orthodontic activity (UOA)	0
Baseline contract value	£19,940.65

ACCESS*

Patients seen in 24 months	Total	Change since previous quarter
Quarter ending June 2016	316	
Quarter ending September 2016	313	→
Quarter ending December 2016	312	→
Quarter ending March 2017	307	↓
Quarter ending June 2017	299	↓
Variance since June 2016	(5.4%)	↓



ACTIVITY



Adjusted Scheduled Activity (UDA)		
Month	2017	2018
April	0	0
May	0	59
June	113	75
July	221	
August	289	
September	362	
October	420	
November	463	
December	529	
January	594	
February	677	
March	677	
April	793	
May	794	
June	794	

QUALITY

	Quantity	Base Number	Contract	AT	Region	England
% of FP17s for the same patient ID Re-attending within 3 months - Children	2	58	3.4%	9.4%	11.6%	12.0%
% of FP17s for the same patient ID Re-attending within 3 months - Adults	2	41	4.9%	13.7%	15.9%	16.0%
% of FP17s for the same patient ID Re-attending between 3 & 9 months - Children	40	58	69.0%	61.9%	60.4%	58.0%
% of FP17s for the same patient ID Re-attending between 3 & 9 months - Adults	27	41	65.9%	52.9%	52.3%	50.9%
% of FP17s for Band 1 Urgent Courses	1	59	1.7%	8.1%	9.5%	9.1%
% of FP17s Relating to Free Repair or Replacements	0	59	0.0%	0.8%	0.7%	0.8%
% of FP17s Relating to Continuations	0	59	0.0%	1.0%	1.0%	1.1%
% of Patients satisfied with the dentistry they have received	0	0	N/A	92.0%	91.9%	91.7%
% of Patients satisfied with the time they had to wait for an appointment	0	0	N/A	88.2%	88.0%	88.0%

* This is based on patients treated on this contract for their most recent course of treatment. Figures in italics indicate the base number of FP17s or Patient Questionnaire responses are less than 100. N/A is shown where the base number of responses is less than 10 during the period. % is calculated as Quantity/Base number*100

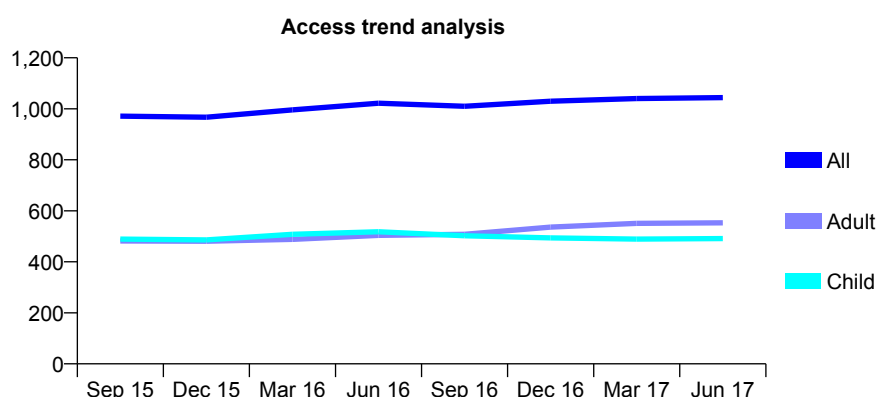
Q64 - Vital Signs At a Glance Contract Report for 989746/0002 - June 2017

Name or company name	MR JJ WATKINS
Contract type name	GDS Contract
Purpose of contract	General
Contract start date	16/12/2007
Contract end date	

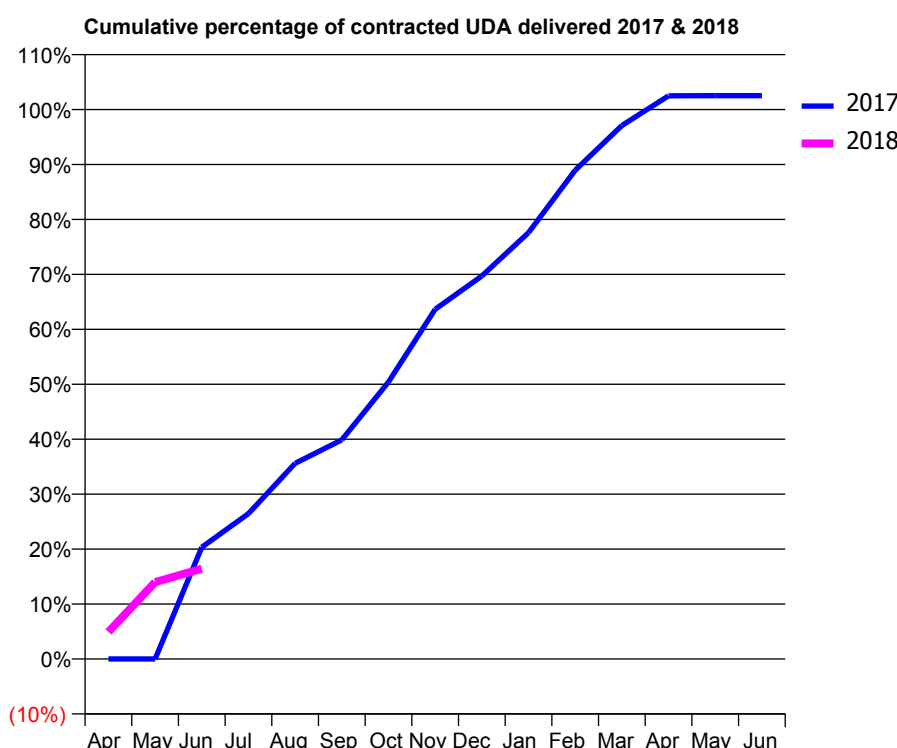
17/18 Contracted general activity (UDA)	3,000
Carry forward general activity (UDA)	0
17/18 Contracted orthodontic activity (UOA)	0
Carry forward orthodontic activity (UOA)	0
Baseline contract value	£63,515.70

ACCESS*

Patients seen in 24 months	Total	Change since previous quarter
Quarter ending June 2016	1,022	
Quarter ending September 2016	1,010	↓
Quarter ending December 2016	1,030	→
Quarter ending March 2017	1,040	→
Quarter ending June 2017	1,044	→
Variance since June 2016	2.2%	↑



ACTIVITY



Adjusted Scheduled Activity (UDA)		
Month	2017	2018
April	0	148
May	0	420
June	610	493
July	794	
August	1,069	
September	1,196	
October	1,512	
November	1,909	
December	2,091	
January	2,328	
February	2,668	
March	2,913	
April	3,075	
May	3,076	
June	3,076	

QUALITY

	Quantity	Base Number	Contract	AT	Region	England
% of FP17s for the same patient ID Re-attending within 3 months - Children	14	160	8.8%	9.4%	11.6%	12.0%
% of FP17s for the same patient ID Re-attending within 3 months - Adults	44	203	21.7%	13.7%	15.9%	16.0%
% of FP17s for the same patient ID Re-attending between 3 & 9 months - Children	101	160	63.1%	61.9%	60.4%	58.0%
% of FP17s for the same patient ID Re-attending between 3 & 9 months - Adults	116	203	57.1%	52.9%	52.3%	50.9%
% of FP17s for Band 1 Urgent Courses	10	286	3.5%	8.1%	9.5%	9.1%
% of FP17s Relating to Free Repair or Replacements	0	286	0.0%	0.8%	0.7%	0.8%
% of FP17s Relating to Continuations	0	286	0.0%	1.0%	1.0%	1.1%
% of Patients satisfied with the dentistry they have received	6	6	N/A	92.0%	91.9%	91.7%
% of Patients satisfied with the time they had to wait for an appointment	6	6	N/A	88.2%	88.0%	88.0%

* This is based on patients treated on this contract for their most recent course of treatment. Figures in italics indicate the base number of FP17s or Patient Questionnaire responses are less than 100. N/A is shown where the base number of responses is less than 10 during the period. % is calculated as Quantity/Base number*100

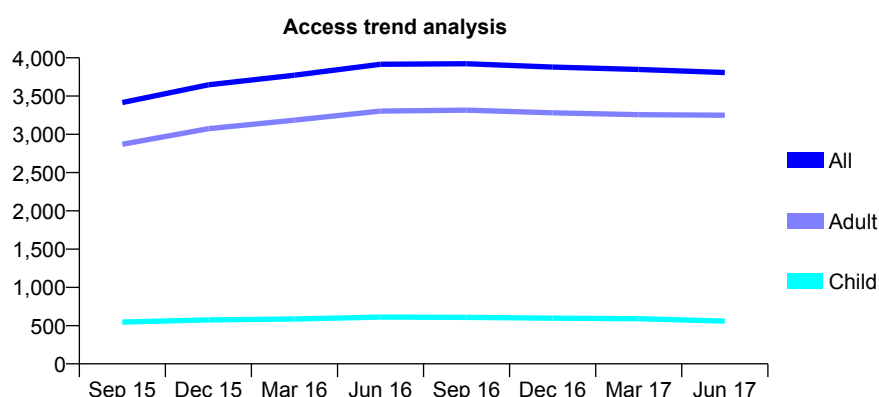
Q64 - Vital Signs At a Glance Contract Report for 995290/0001 - June 2017

Name or company name	MRS O SIVOVA PENEVA
Contract type name	GDS Contract
Purpose of contract	General
Contract start date	01/08/2014
Contract end date	

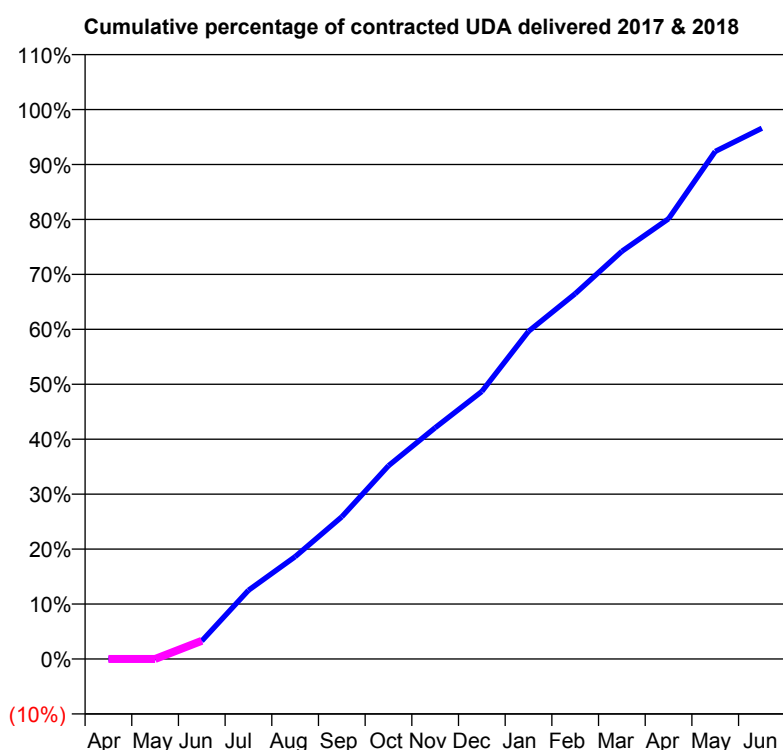
17/18 Contracted general activity (UDA)	13,403
Carry forward general activity (UDA)	0
17/18 Contracted orthodontic activity (UOA)	0
Carry forward orthodontic activity (UOA)	0
Baseline contract value	£339,383.21

ACCESS*

Patients seen in 24 months	Total	Change since previous quarter
Quarter ending June 2016	3,915	
Quarter ending September 2016	3,923	→
Quarter ending December 2016	3,878	↓
Quarter ending March 2017	3,847	→
Quarter ending June 2017	3,808	↓
Variance since June 2016	(2.7%)	↓



ACTIVITY



Month	Adjusted Scheduled Activity (UDA)	
	2017	2018
April	0	0
May	7	0
June	441	443
July	1,678	
August	2,497	
September	3,470	
October	4,716	
November	5,643	
December	6,525	
January	7,993	
February	8,911	
March	9,945	
April	10,738	
May	12,381	
June	12,947	

QUALITY

	Quantity	Base Number	Contract	AT	Region	England
% of FP17s for the same patient ID Re-attending within 3 months - Children	19	215	8.8%	9.4%	11.6%	12.0%
% of FP17s for the same patient ID Re-attending within 3 months - Adults	148	1,202	12.3%	13.7%	15.9%	16.0%
% of FP17s for the same patient ID Re-attending between 3 & 9 months - Children	128	215	59.5%	61.9%	60.4%	58.0%
% of FP17s for the same patient ID Re-attending between 3 & 9 months - Adults	769	1,202	64.0%	52.9%	52.3%	50.9%
% of FP17s for Band 1 Urgent Courses	5	250	2.0%	8.1%	9.5%	9.1%
% of FP17s Relating to Free Repair or Replacements	1	250	0.4%	0.8%	0.7%	0.8%
% of FP17s Relating to Continuations	1	250	0.4%	1.0%	1.0%	1.1%
% of Patients satisfied with the dentistry they have received	18	21	85.7%	92.0%	91.9%	91.7%
% of Patients satisfied with the time they had to wait for an appointment	19	21	90.5%	88.2%	88.0%	88.0%

* This is based on patients treated on this contract for their most recent course of treatment. Figures in italics indicate the base number of FP17s or Patient Questionnaire responses are less than 100. N/A is shown where the base number of responses is less than 10 during the period. % is calculated as Quantity/Base number*100

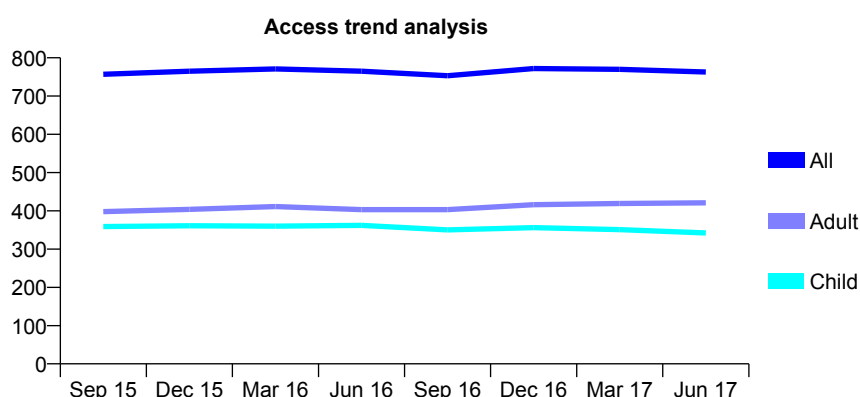
Q64 - Vital Signs At a Glance Contract Report for 997439/0001 - June 2017

Name or company name	Charlton Road Dental Surgery
Contract type name	GDS Contract
Purpose of contract	General
Contract start date	01/04/2006
Contract end date	

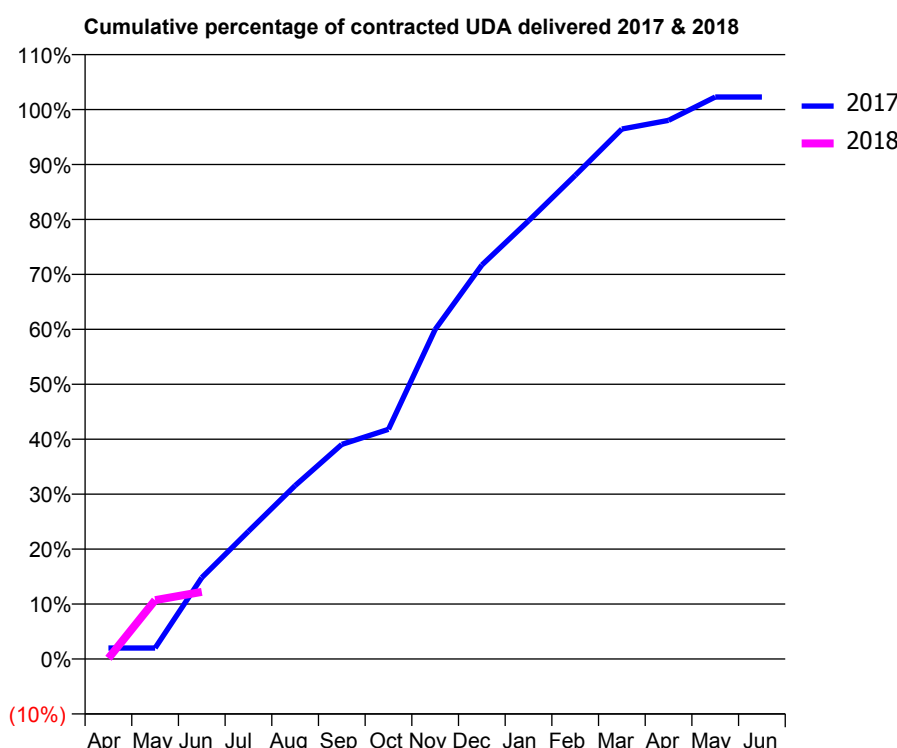
17/18 Contracted general activity (UDA)	2,200
Carry forward general activity (UDA)	0
17/18 Contracted orthodontic activity (UOA)	0
Carry forward orthodontic activity (UOA)	0
Baseline contract value	£46,578.17

ACCESS*

Patients seen in 24 months	Total	Change since previous quarter
Quarter ending June 2016	765	
Quarter ending September 2016	753	↓
Quarter ending December 2016	772	↑
Quarter ending March 2017	770	→
Quarter ending June 2017	763	→
Variance since June 2016	(0.3%)	→



ACTIVITY



Month	Adjusted Scheduled Activity (UDA)	
	2017	2018
April	44	3
May	44	236
June	326	269
July	511	
August	694	
September	859	
October	919	
November	1,319	
December	1,577	
January	1,754	
February	1,936	
March	2,122	
April	2,157	
May	2,250	
June	2,250	

QUALITY

	Quantity	Base Number	Contract	AT	Region	England
% of FP17s for the same patient ID Re-attending within 3 months - Children	18	124	14.5%	9.4%	11.6%	12.0%
% of FP17s for the same patient ID Re-attending within 3 months - Adults	10	87	11.5%	13.7%	15.9%	16.0%
% of FP17s for the same patient ID Re-attending between 3 & 9 months - Children	82	124	66.1%	61.9%	60.4%	58.0%
% of FP17s for the same patient ID Re-attending between 3 & 9 months - Adults	57	87	65.5%	52.9%	52.3%	50.9%
% of FP17s for Band 1 Urgent Courses	3	155	1.9%	8.1%	9.5%	9.1%
% of FP17s Relating to Free Repair or Replacements	2	155	1.3%	0.8%	0.7%	0.8%
% of FP17s Relating to Continuations	0	155	0.0%	1.0%	1.0%	1.1%
% of Patients satisfied with the dentistry they have received	1	1	N/A	92.0%	91.9%	91.7%
% of Patients satisfied with the time they had to wait for an appointment	1	1	N/A	88.2%	88.0%	88.0%

* This is based on patients treated on this contract for their most recent course of treatment. Figures in italics indicate the base number of FP17s or Patient Questionnaire responses are less than 100. N/A is shown where the base number of responses is less than 10 during the period. % is calculated as Quantity/Base number*100

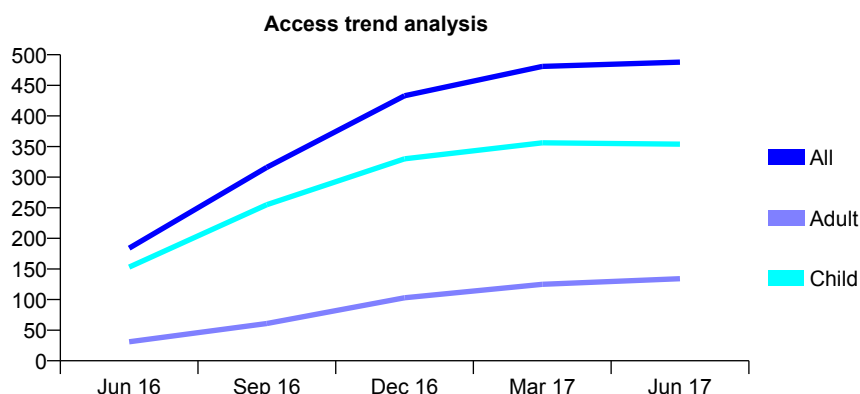
Q65 - Vital Signs At a Glance Contract Report for 100026/0000 - June 2017

Name or company name	Family Dental Practice
Contract type name	GDS Contract
Purpose of contract	General
Contract start date	01/02/2016
Contract end date	

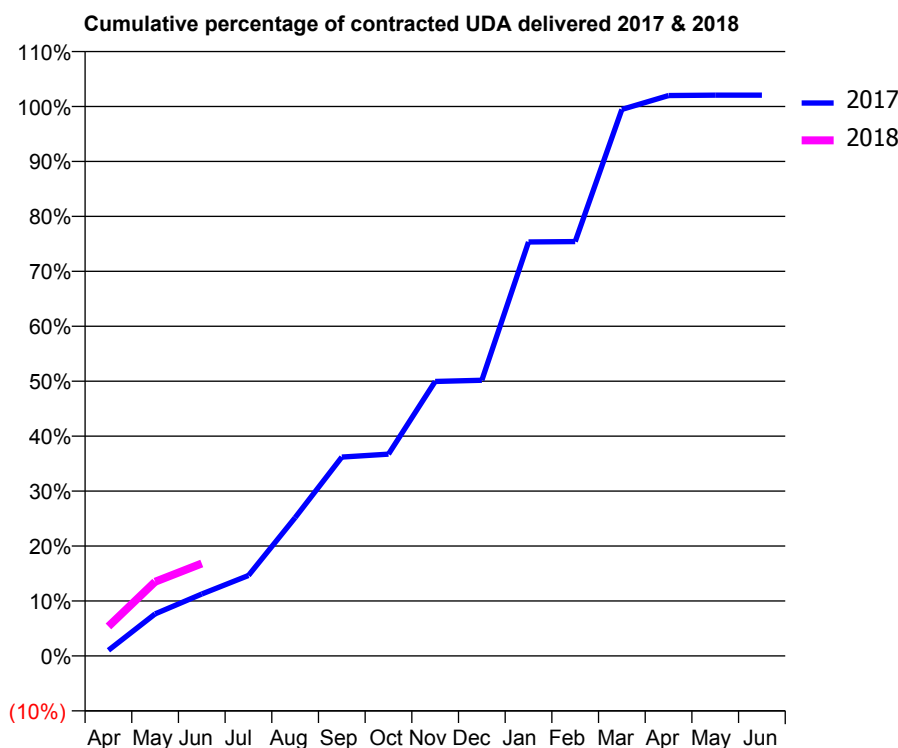
17/18 Contracted general activity (UDA)	1,359
Carry forward general activity (UDA)	0
17/18 Contracted orthodontic activity (UOA)	0
Carry forward orthodontic activity (UOA)	0
Baseline contract value	£35,162.63

ACCESS*

Patients seen in 24 months	Total	Change since previous quarter
Quarter ending June 2016	184	
Quarter ending September 2016	316	↑
Quarter ending December 2016	433	↑
Quarter ending March 2017	481	↑
Quarter ending June 2017	488	→
Variance since June 2016	165.2%	↑



ACTIVITY



Adjusted Scheduled Activity (UDA)		
Month	2017	2018
April	14	73
May	104	183
June	153	229
July	199	
August	342	
September	492	
October	499	
November	679	
December	682	
January	1,024	
February	1,025	
March	1,352	
April	1,386	
May	1,387	
June	1,387	

QUALITY

	Quantity	Base Number	Contract	AT	Region	England
% of FP17s for the same patient ID Re-attending within 3 months - Children	18	138	13.0%	9.4%	11.6%	12.0%
% of FP17s for the same patient ID Re-attending within 3 months - Adults	4	27	14.8%	14.2%	15.9%	16.0%
% of FP17s for the same patient ID Re-attending between 3 & 9 months - Children	109	138	79.0%	62.0%	60.4%	58.0%
% of FP17s for the same patient ID Re-attending between 3 & 9 months - Adults	10	27	37.0%	52.8%	52.3%	50.9%
% of FP17s for Band 1 Urgent Courses	4	147	2.7%	8.0%	9.5%	9.1%
% of FP17s Relating to Free Repair or Replacements	0	147	0.0%	0.9%	0.7%	0.8%
% of FP17s Relating to Continuations	0	147	0.0%	1.3%	1.0%	1.1%
% of Patients satisfied with the dentistry they have received	1	1	N/A	92.5%	91.9%	91.7%
% of Patients satisfied with the time they had to wait for an appointment	1	1	N/A	88.4%	88.0%	88.0%

* This is based on patients treated on this contract for their most recent course of treatment. Figures in italics indicate the base number of FP17s or Patient Questionnaire responses are less than 100. N/A is shown where the base number of responses is less than 10 during the period. % is calculated as Quantity/Base number*100

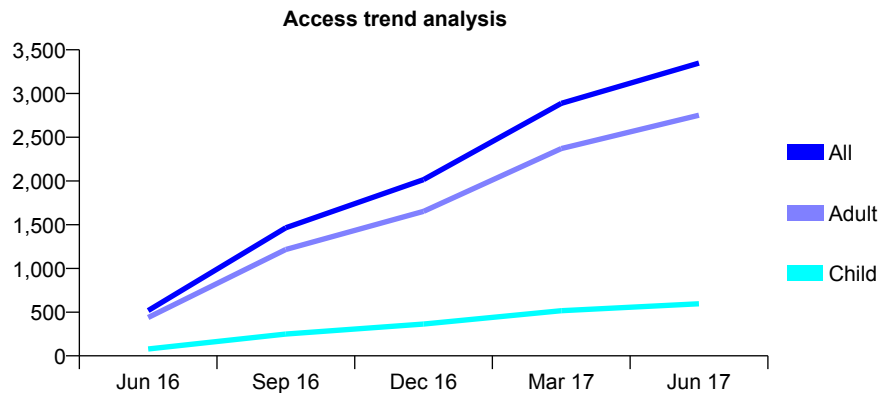
Q65 - Vital Signs At a Glance Contract Report for 100027/0000 - June 2017

Name or company name	Lympsham Dental Partnership
Contract type name	GDS Contract
Purpose of contract	General
Contract start date	01/02/2016
Contract end date	

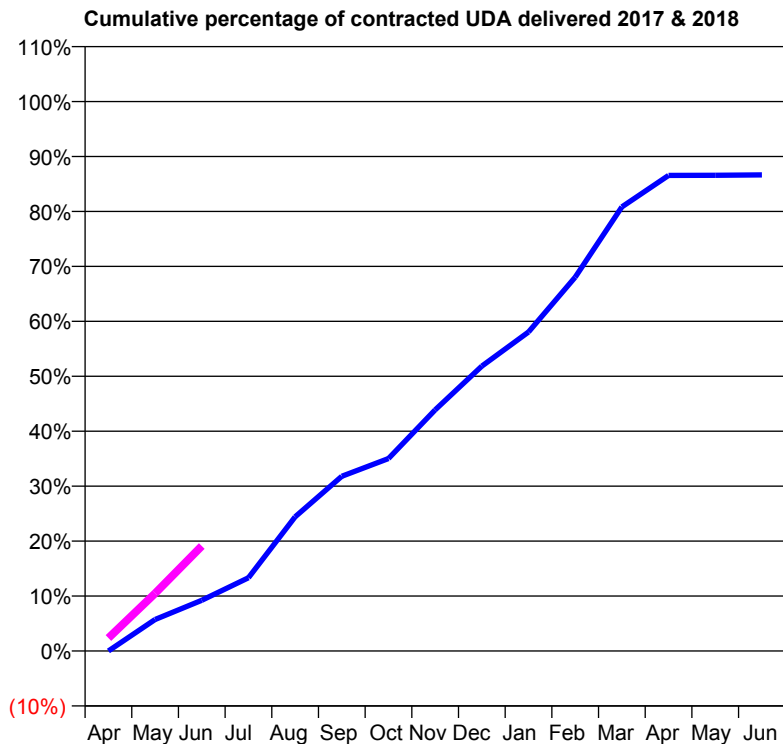
17/18 Contracted general activity (UDA)	13,238
Carry forward general activity (UDA)	0
17/18 Contracted orthodontic activity (UOA)	0
Carry forward orthodontic activity (UOA)	0
Baseline contract value	£304,350.94

ACCESS*

Patients seen in 24 months	Total	Change since previous quarter
Quarter ending June 2016	517	
Quarter ending September 2016	1,465	↑
Quarter ending December 2016	2,015	↑
Quarter ending March 2017	2,887	↑
Quarter ending June 2017	3,348	↑
Variance since June 2016	547.6%	↑



ACTIVITY



Adjusted Scheduled Activity (UDA)		
Month	2017	2018
April	0	315
May	760	1,388
June	1,223	2,530
July	1,766	
August	3,233	
September	4,210	
October	4,636	
November	5,808	
December	6,864	
January	7,687	
February	9,005	
March	10,699	
April	11,457	
May	11,462	
June	11,470	

QUALITY

	Quantity	Base Number	Contract	AT	Region	England
% of FP17s for the same patient ID Re-attending within 3 months - Children	14	251	5.6%	9.4%	11.6%	12.0%
% of FP17s for the same patient ID Re-attending within 3 months - Adults	113	1,124	10.1%	14.2%	15.9%	16.0%
% of FP17s for the same patient ID Re-attending between 3 & 9 months - Children	104	251	41.4%	62.0%	60.4%	58.0%
% of FP17s for the same patient ID Re-attending between 3 & 9 months - Adults	395	1,124	35.1%	52.8%	52.3%	50.9%
% of FP17s for Band 1 Urgent Courses	65	1,107	5.9%	8.0%	9.5%	9.1%
% of FP17s Relating to Free Repair or Replacements	6	1,107	0.5%	0.9%	0.7%	0.8%
% of FP17s Relating to Continuations	3	1,107	0.3%	1.3%	1.0%	1.1%
% of Patients satisfied with the dentistry they have received	14	14	100.0%	92.5%	91.9%	91.7%
% of Patients satisfied with the time they had to wait for an appointment	12	14	85.7%	88.4%	88.0%	88.0%

* This is based on patients treated on this contract for their most recent course of treatment.
Figures in italics indicate the base number of FP17s or Patient Questionnaire responses are less than 100. N/A is shown where the base number of responses is less than 10 during the period. % is calculated as Quantity/Base number*100

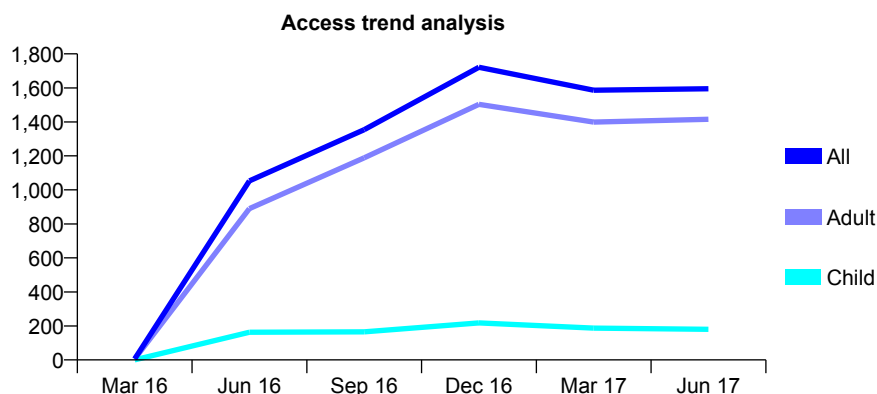
Q65 - Vital Signs At a Glance Contract Report for 100030/0000 - June 2017

Name or company name	Burnham House Dental Partnership
Contract type name	GDS Contract
Purpose of contract	General
Contract start date	01/02/2016
Contract end date	

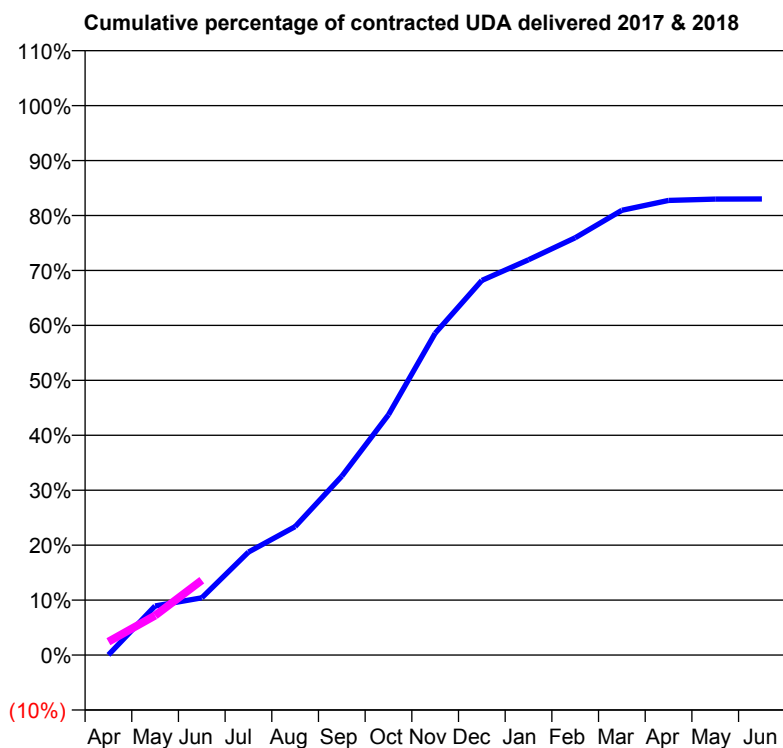
17/18 Contracted general activity (UDA)	8,740
Carry forward general activity (UDA)	0
17/18 Contracted orthodontic activity (UOA)	0
Carry forward orthodontic activity (UOA)	0
Baseline contract value	£163,995.86

ACCESS*

Patients seen in 24 months	Total	Change since previous quarter
Quarter ending June 2016	1,053	
Quarter ending September 2016	1,354	↑
Quarter ending December 2016	1,721	↑
Quarter ending March 2017	1,586	↓
Quarter ending June 2017	1,595	→
Variance since June 2016	51.5%	↑



ACTIVITY



Adjusted Scheduled Activity (UDA)		
Month	2017	2018
April	2	213
May	603	628
June	703	1,192
July	1,264	
August	1,575	
September	2,194	
October	2,949	
November	3,948	
December	4,596	
January	4,848	
February	5,119	
March	5,456	
April	5,577	
May	5,592	
June	5,594	

QUALITY

	Quantity	Base Number	Contract	AT	Region	England
% of FP17s for the same patient ID Re-attending within 3 months - Children	2	64	3.1%	9.4%	11.6%	12.0%
% of FP17s for the same patient ID Re-attending within 3 months - Adults	46	549	8.4%	14.2%	15.9%	16.0%
% of FP17s for the same patient ID Re-attending between 3 & 9 months - Children	20	64	31.3%	62.0%	60.4%	58.0%
% of FP17s for the same patient ID Re-attending between 3 & 9 months - Adults	214	549	39.0%	52.8%	52.3%	50.9%
% of FP17s for Band 1 Urgent Courses	23	539	4.3%	8.0%	9.5%	9.1%
% of FP17s Relating to Free Repair or Replacements	6	539	1.1%	0.9%	0.7%	0.8%
% of FP17s Relating to Continuations	6	539	1.1%	1.3%	1.0%	1.1%
% of Patients satisfied with the dentistry they have received	4	6	N/A	92.5%	91.9%	91.7%
% of Patients satisfied with the time they had to wait for an appointment	6	6	N/A	88.4%	88.0%	88.0%

* This is based on patients treated on this contract for their most recent course of treatment. Figures in italics indicate the base number of FP17s or Patient Questionnaire responses are less than 100. N/A is shown where the base number of responses is less than 10 during the period. % is calculated as Quantity/Base number*100

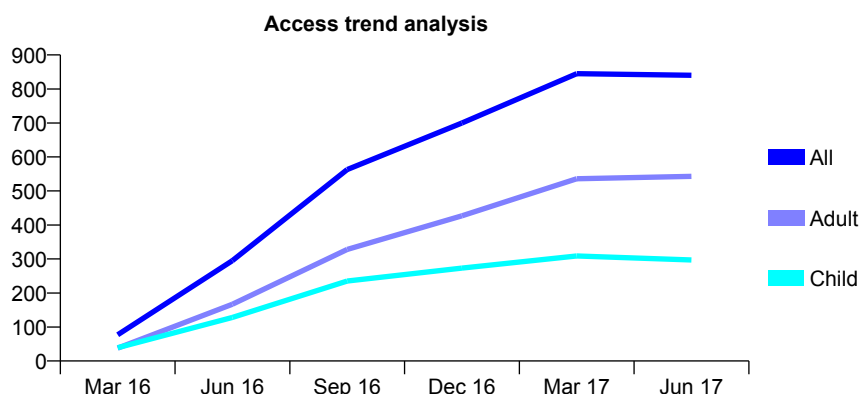
Q65 - Vital Signs At a Glance Contract Report for 100031/0000 - June 2017

Name or company name	Mr RK Hughes
Contract type name	GDS Contract
Purpose of contract	General
Contract start date	10/03/2016
Contract end date	

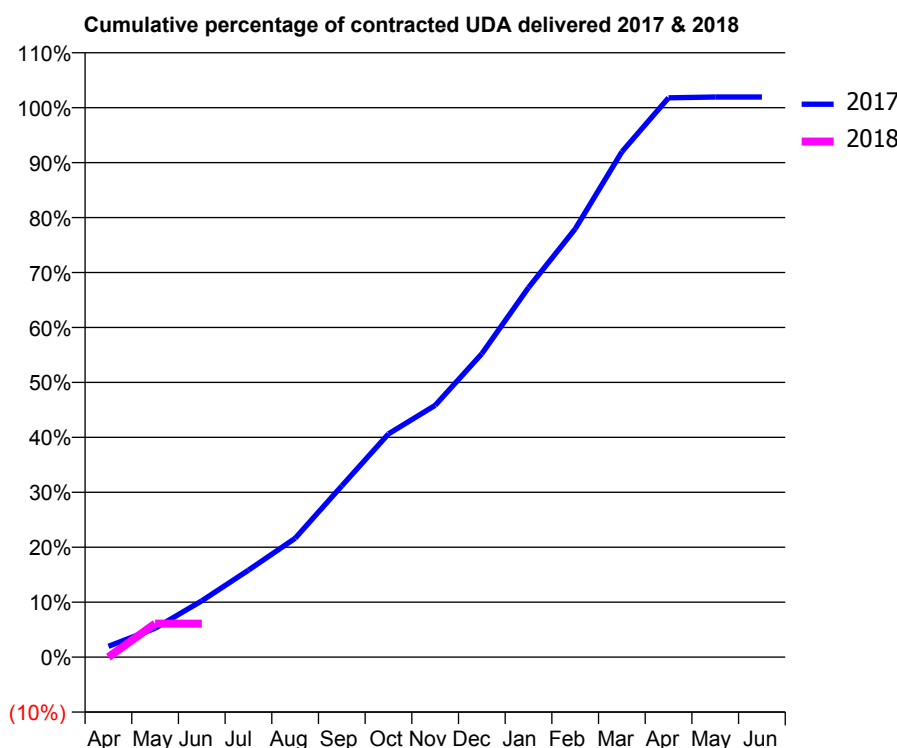
17/18 Contracted general activity (UDA)	2,268
Carry forward general activity (UDA)	0
17/18 Contracted orthodontic activity (UOA)	0
Carry forward orthodontic activity (UOA)	0
Baseline contract value	£52,767.27

ACCESS*

Patients seen in 24 months	Total	Change since previous quarter
Quarter ending June 2016	295	
Quarter ending September 2016	563	↑
Quarter ending December 2016	700	↑
Quarter ending March 2017	845	↑
Quarter ending June 2017	840	→
Variance since June 2016	184.7%	↑



ACTIVITY



Month	Adjusted Scheduled Activity (UDA)	
	2017	2018
April	45	0
May	119	139
June	233	139
July	359	
August	491	
September	707	
October	921	
November	1,040	
December	1,253	
January	1,525	
February	1,768	
March	2,086	
April	2,309	
May	2,312	
June	2,312	

QUALITY

	Quantity	Base Number	Contract	AT	Region	England
% of FP17s for the same patient ID Re-attending within 3 months - Children	7	90	7.8%	9.4%	11.6%	12.0%
% of FP17s for the same patient ID Re-attending within 3 months - Adults	29	140	20.7%	14.2%	15.9%	16.0%
% of FP17s for the same patient ID Re-attending between 3 & 9 months - Children	67	90	74.4%	62.0%	60.4%	58.0%
% of FP17s for the same patient ID Re-attending between 3 & 9 months - Adults	83	140	59.3%	52.8%	52.3%	50.9%
% of FP17s for Band 1 Urgent Courses	18	117	15.4%	8.0%	9.5%	9.1%
% of FP17s Relating to Free Repair or Replacements	1	117	0.9%	0.9%	0.7%	0.8%
% of FP17s Relating to Continuations	1	117	0.9%	1.3%	1.0%	1.1%
% of Patients satisfied with the dentistry they have received	1	1	N/A	92.5%	91.9%	91.7%
% of Patients satisfied with the time they had to wait for an appointment	1	1	N/A	88.4%	88.0%	88.0%

* This is based on patients treated on this contract for their most recent course of treatment. Figures in italics indicate the base number of FP17s or Patient Questionnaire responses are less than 100. N/A is shown where the base number of responses is less than 10 during the period. % is calculated as Quantity/Base number*100

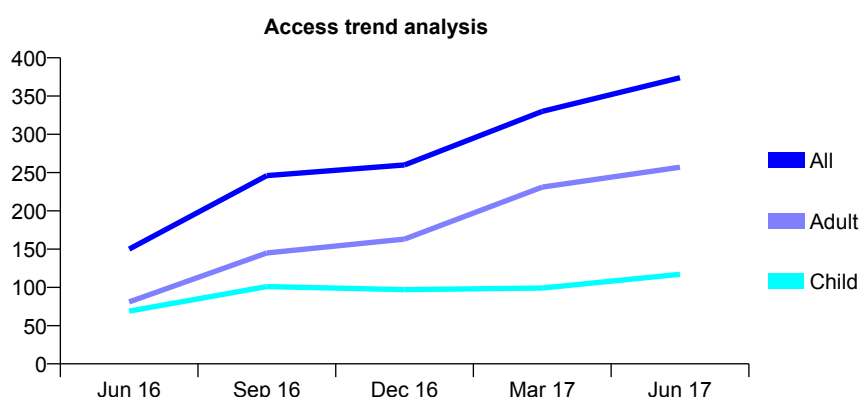
Q65 - Vital Signs At a Glance Contract Report for 100032/0000 - June 2017

Name or company name	Mr RK Hughes
Contract type name	GDS Contract
Purpose of contract	General
Contract start date	10/03/2016
Contract end date	

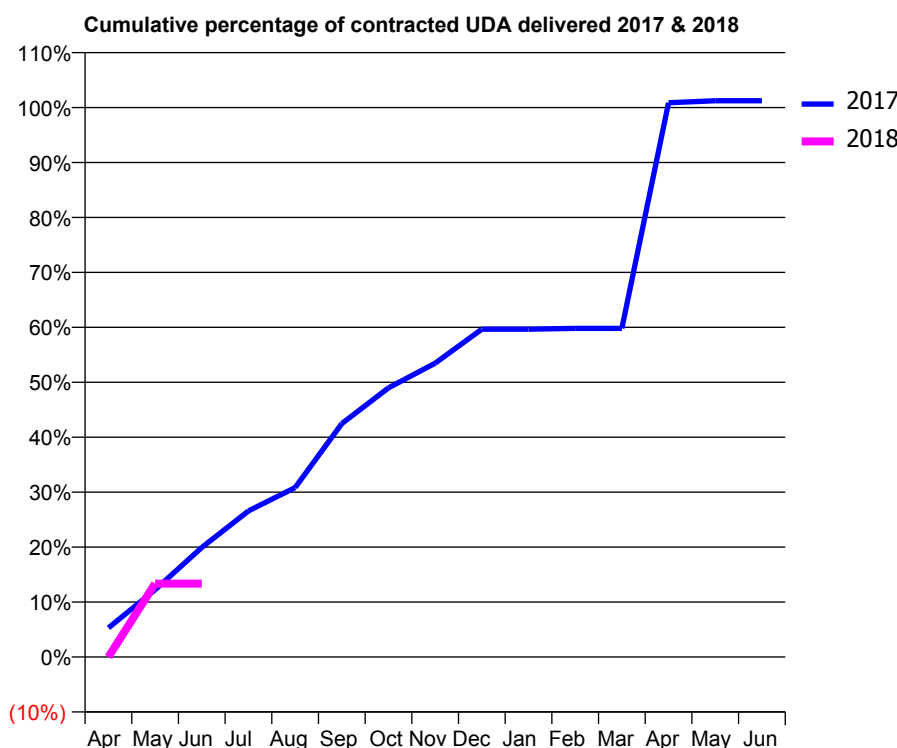
17/18 Contracted general activity (UDA)	850
Carry forward general activity (UDA)	0
17/18 Contracted orthodontic activity (UOA)	0
Carry forward orthodontic activity (UOA)	0
Baseline contract value	£17,383.71

ACCESS*

Patients seen in 24 months	Total	Change since previous quarter
Quarter ending June 2016	150	
Quarter ending September 2016	246	↑
Quarter ending December 2016	260	↑
Quarter ending March 2017	330	↑
Quarter ending June 2017	374	↑
Variance since June 2016	149.3%	↑



ACTIVITY



Adjusted Scheduled Activity (UDA)		
Month	2017	2018
April	45	0
May	104	114
June	169	114
July	226	
August	262	
September	361	
October	416	
November	455	
December	507	
January	507	
February	508	
March	508	
April	857	
May	860	
June	860	

QUALITY

	Quantity	Base Number	Contract	AT	Region	England
% of FP17s for the same patient ID Re-attending within 3 months - Children	0	64	0.0%	9.4%	11.6%	12.0%
% of FP17s for the same patient ID Re-attending within 3 months - Adults	6	170	3.5%	14.2%	15.9%	16.0%
% of FP17s for the same patient ID Re-attending between 3 & 9 months - Children	22	64	34.4%	62.0%	60.4%	58.0%
% of FP17s for the same patient ID Re-attending between 3 & 9 months - Adults	35	170	20.6%	52.8%	52.3%	50.9%
% of FP17s for Band 1 Urgent Courses	3	75	4.0%	8.0%	9.5%	9.1%
% of FP17s Relating to Free Repair or Replacements	0	75	0.0%	0.9%	0.7%	0.8%
% of FP17s Relating to Continuations	2	75	2.7%	1.3%	1.0%	1.1%
% of Patients satisfied with the dentistry they have received	1	1	N/A	92.5%	91.9%	91.7%
% of Patients satisfied with the time they had to wait for an appointment	0	1	N/A	88.4%	88.0%	88.0%

* This is based on patients treated on this contract for their most recent course of treatment. Figures in italics indicate the base number of FP17s or Patient Questionnaire responses are less than 100. N/A is shown where the base number of responses is less than 10 during the period. % is calculated as Quantity/Base number*100

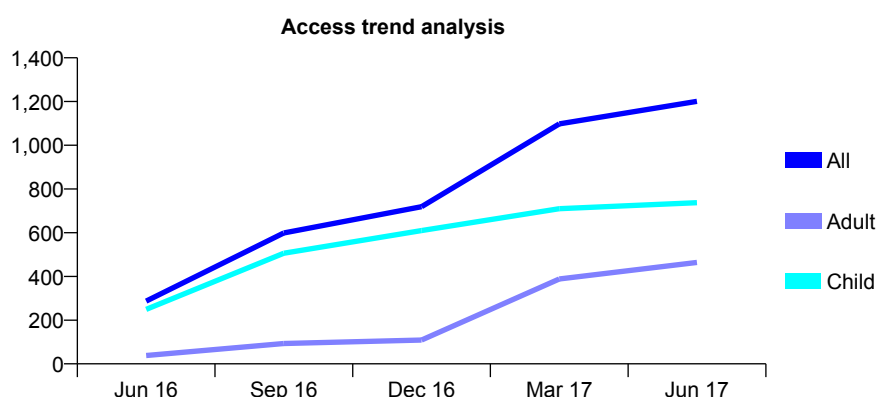
Q65 - Vital Signs At a Glance Contract Report for 100071/0000 - June 2017

Name or company name	Yarde House Partnership
Contract type name	GDS Contract
Purpose of contract	General
Contract start date	24/03/2016
Contract end date	

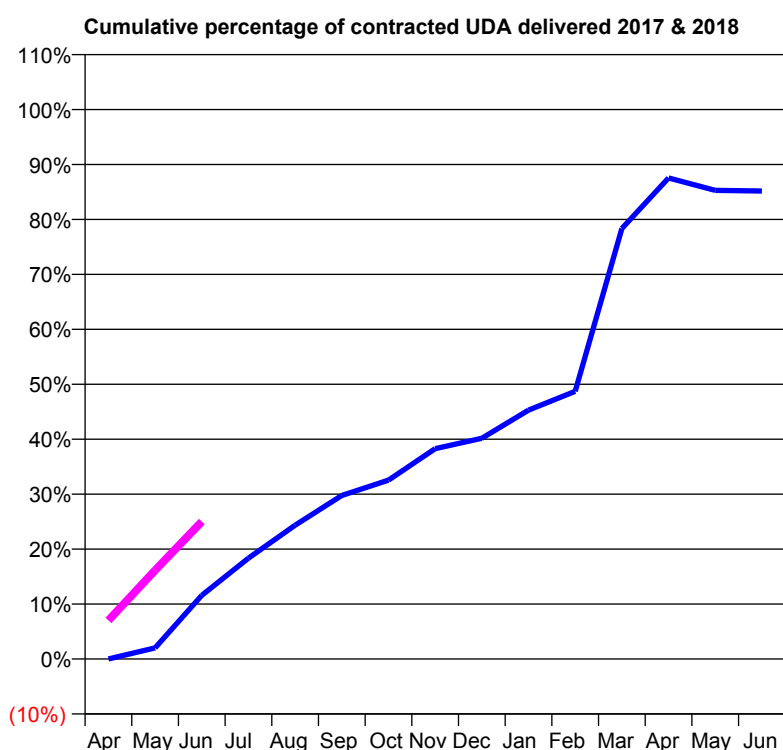
17/18 Contracted general activity (UDA)	2,600
Carry forward general activity (UDA)	0
17/18 Contracted orthodontic activity (UOA)	0
Carry forward orthodontic activity (UOA)	0
Baseline contract value	£63,673.96

ACCESS*

Patients seen in 24 months	Total	Change since previous quarter
Quarter ending June 2016	287	
Quarter ending September 2016	599	↑
Quarter ending December 2016	719	↑
Quarter ending March 2017	1,098	↑
Quarter ending June 2017	1,201	↑
Variance since June 2016	318.5%	↑



ACTIVITY



Adjusted Scheduled Activity (UDA)		
Month	2017	2018
April	0	183
May	53	420
June	301	650
July	477	
August	633	
September	774	
October	846	
November	995	
December	1,045	
January	1,178	
February	1,267	
March	2,037	
April	2,276	
May	2,217	
June	2,214	

QUALITY

	Quantity	Base Number	Contract	AT	Region	England
% of FP17s for the same patient ID Re-attending within 3 months - Children	11	316	3.5%	9.4%	11.6%	12.0%
% of FP17s for the same patient ID Re-attending within 3 months - Adults	19	227	8.4%	14.2%	15.9%	16.0%
% of FP17s for the same patient ID Re-attending between 3 & 9 months - Children	166	316	52.5%	62.0%	60.4%	58.0%
% of FP17s for the same patient ID Re-attending between 3 & 9 months - Adults	53	227	23.3%	52.8%	52.3%	50.9%
% of FP17s for Band 1 Urgent Courses	22	410	5.4%	8.0%	9.5%	9.1%
% of FP17s Relating to Free Repair or Replacements	0	410	0.0%	0.9%	0.7%	0.8%
% of FP17s Relating to Continuations	0	410	0.0%	1.3%	1.0%	1.1%
% of Patients satisfied with the dentistry they have received	0	0	N/A	92.5%	91.9%	91.7%
% of Patients satisfied with the time they had to wait for an appointment	0	0	N/A	88.4%	88.0%	88.0%

* This is based on patients treated on this contract for their most recent course of treatment. Figures in italics indicate the base number of FP17s or Patient Questionnaire responses are less than 100. N/A is shown where the base number of responses is less than 10 during the period. % is calculated as Quantity/Base number*100

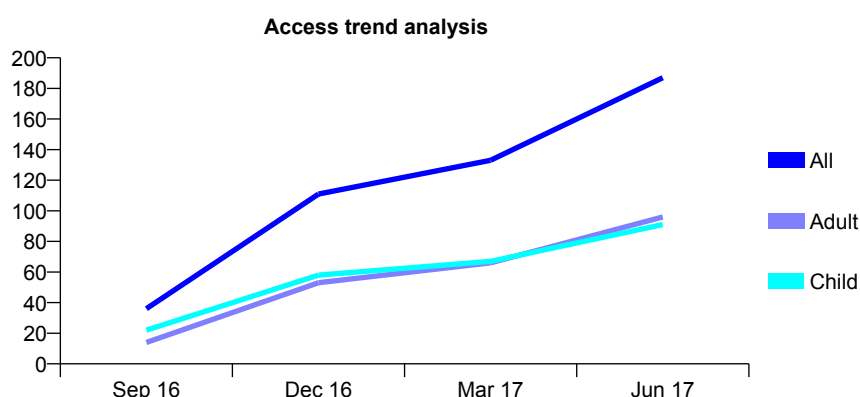
Q65 - Vital Signs At a Glance Contract Report for 100077/0000 - June 2017

Name or company name	Church Road Dental Clinic
Contract type name	GDS Contract
Purpose of contract	General
Contract start date	01/04/2016
Contract end date	

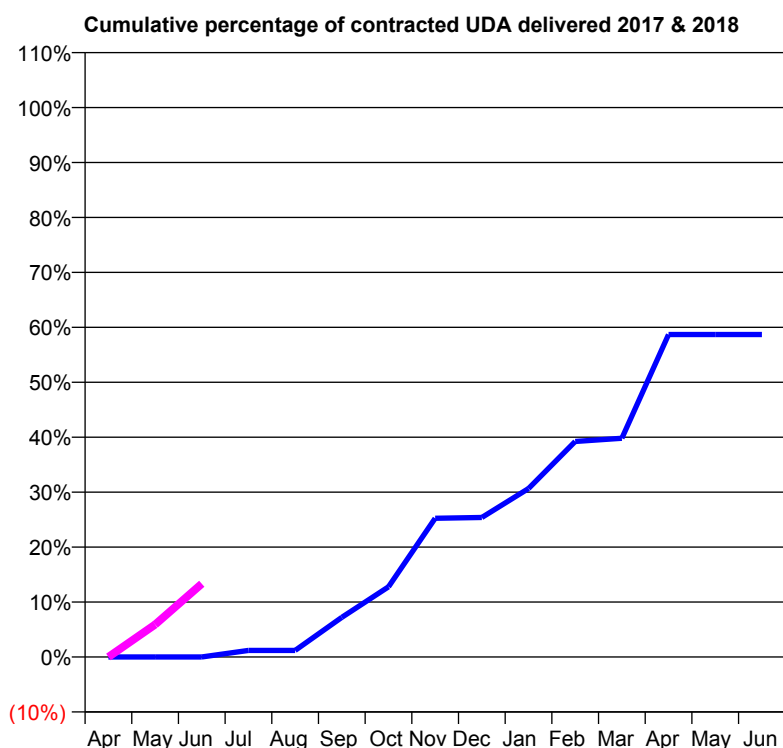
17/18 Contracted general activity (UDA)	660
Carry forward general activity (UDA)	0
17/18 Contracted orthodontic activity (UOA)	0
Carry forward orthodontic activity (UOA)	0
Baseline contract value	£15,301.00

ACCESS*

Patients seen in 24 months	Total	Change since previous quarter
Quarter ending June 2016	0	
Quarter ending September 2016	36	↑
Quarter ending December 2016	111	↑
Quarter ending March 2017	133	↑
Quarter ending June 2017	187	↑
Variance since June 2016	N/A	



ACTIVITY



Adjusted Scheduled Activity (UDA)		
Month	2017	2018
April	0	0
May	0	39
June	0	88
July	8	
August	8	
September	48	
October	85	
November	169	
December	170	
January	205	
February	262	
March	266	
April	392	
May	392	
June	392	

QUALITY

	Quantity	Base Number	Contract	AT	Region	England
% of FP17s for the same patient ID Re-attending within 3 months - Children	1	50	2.0%	9.4%	11.6%	12.0%
% of FP17s for the same patient ID Re-attending within 3 months - Adults	0	50	0.0%	14.2%	15.9%	16.0%
% of FP17s for the same patient ID Re-attending between 3 & 9 months - Children	13	50	26.0%	62.0%	60.4%	58.0%
% of FP17s for the same patient ID Re-attending between 3 & 9 months - Adults	9	50	18.0%	52.8%	52.3%	50.9%
% of FP17s for Band 1 Urgent Courses	0	46	0.0%	8.0%	9.5%	9.1%
% of FP17s Relating to Free Repair or Replacements	0	46	0.0%	0.9%	0.7%	0.8%
% of FP17s Relating to Continuations	0	46	0.0%	1.3%	1.0%	1.1%
% of Patients satisfied with the dentistry they have received	0	0	N/A	92.5%	91.9%	91.7%
% of Patients satisfied with the time they had to wait for an appointment	0	0	N/A	88.4%	88.0%	88.0%

* This is based on patients treated on this contract for their most recent course of treatment. Figures in italics indicate the base number of FP17s or Patient Questionnaire responses are less than 100. N/A is shown where the base number of responses is less than 10 during the period. % is calculated as Quantity/Base number*100

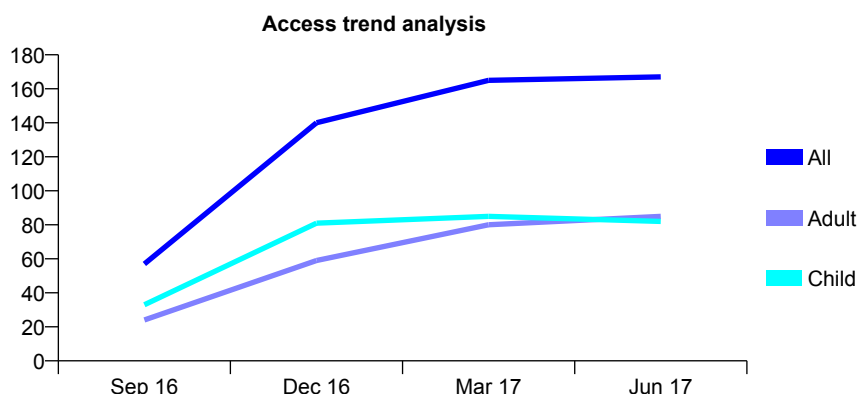
Q65 - Vital Signs At a Glance Contract Report for 100078/0000 - June 2017

Name or company name	Church Road Dental Clinic
Contract type name	GDS Contract
Purpose of contract	General
Contract start date	01/04/2016
Contract end date	

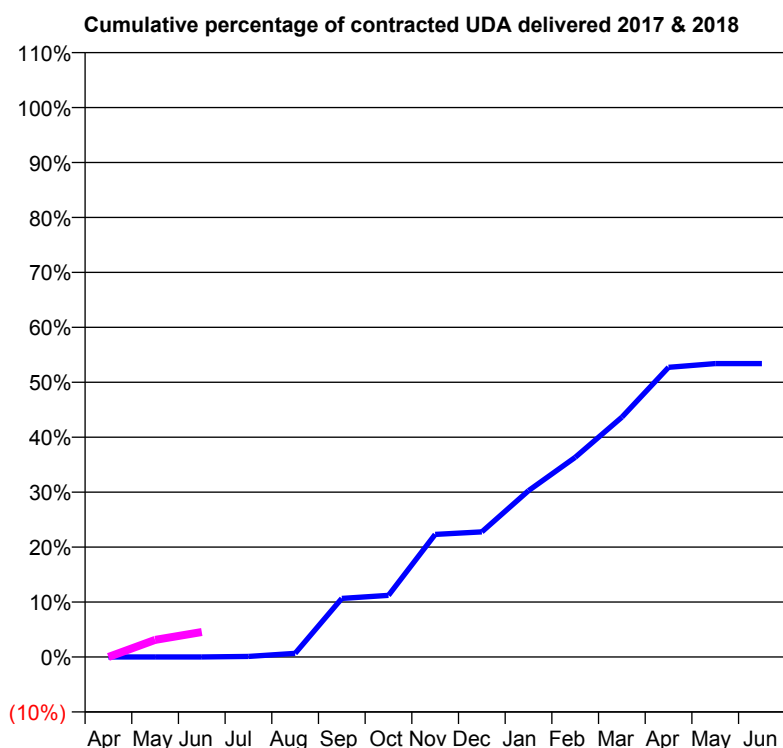
17/18 Contracted general activity (UDA)	900
Carry forward general activity (UDA)	0
17/18 Contracted orthodontic activity (UOA)	0
Carry forward orthodontic activity (UOA)	0
Baseline contract value	£22,979.52

ACCESS*

Patients seen in 24 months	Total	Change since previous quarter
Quarter ending June 2016	0	
Quarter ending September 2016	57	↑
Quarter ending December 2016	140	↑
Quarter ending March 2017	165	↑
Quarter ending June 2017	167	→
Variance since June 2016	N/A	



ACTIVITY



Adjusted Scheduled Activity (UDA)		
Month	2017	2018
April	0	0
May	0	28
June	0	41
July	1	
August	6	
September	95	
October	100	
November	199	
December	204	
January	271	
February	325	
March	390	
April	471	
May	477	
June	477	

QUALITY

	Quantity	Base Number	Contract	AT	Region	England
% of FP17s for the same patient ID Re-attending within 3 months - Children	1	35	2.9%	9.4%	11.6%	12.0%
% of FP17s for the same patient ID Re-attending within 3 months - Adults	0	32	0.0%	14.2%	15.9%	16.0%
% of FP17s for the same patient ID Re-attending between 3 & 9 months - Children	11	35	31.4%	62.0%	60.4%	58.0%
% of FP17s for the same patient ID Re-attending between 3 & 9 months - Adults	8	32	25.0%	52.8%	52.3%	50.9%
% of FP17s for Band 1 Urgent Courses	0	29	0.0%	8.0%	9.5%	9.1%
% of FP17s Relating to Free Repair or Replacements	1	29	3.4%	0.9%	0.7%	0.8%
% of FP17s Relating to Continuations	0	29	0.0%	1.3%	1.0%	1.1%
% of Patients satisfied with the dentistry they have received	0	0	N/A	92.5%	91.9%	91.7%
% of Patients satisfied with the time they had to wait for an appointment	0	0	N/A	88.4%	88.0%	88.0%

* This is based on patients treated on this contract for their most recent course of treatment. Figures in italics indicate the base number of FP17s or Patient Questionnaire responses are less than 100. N/A is shown where the base number of responses is less than 10 during the period. % is calculated as Quantity/Base number*100

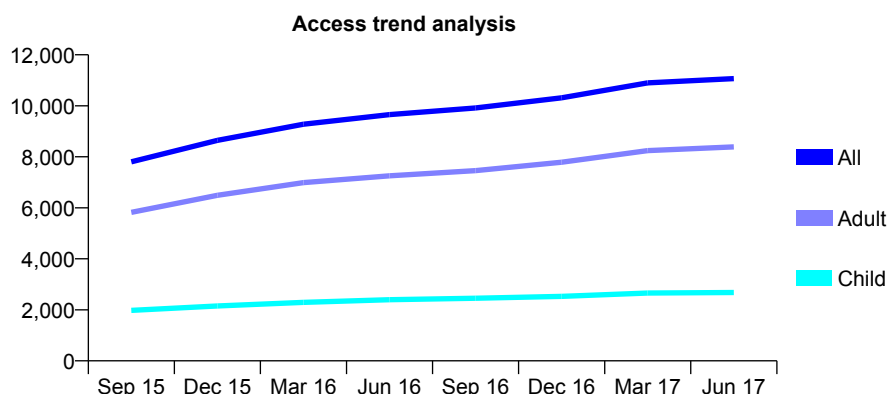
Q65 - Vital Signs At a Glance Contract Report for 101192/0002 - June 2017

Name or company name	Community Dental Centres Ltd
Contract type name	GDS Contract
Purpose of contract	General
Contract start date	01/04/2006
Contract end date	

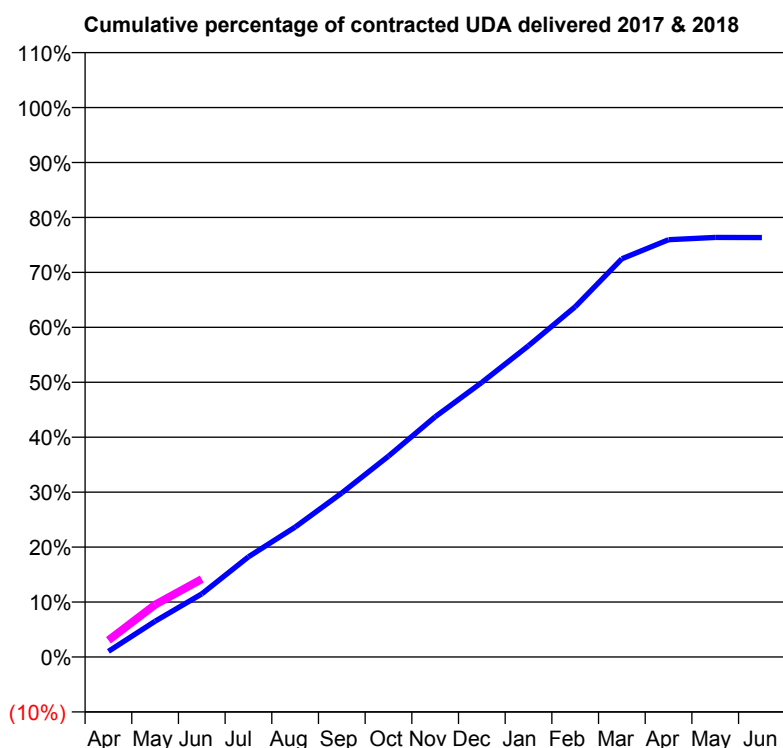
17/18 Contracted general activity (UDA)	45,767
Carry forward general activity (UDA)	0
17/18 Contracted orthodontic activity (UOA)	0
Carry forward orthodontic activity (UOA)	0
Baseline contract value	£1,088,883.76

ACCESS*

Patients seen in 24 months	Total	Change since previous quarter
Quarter ending June 2016	9,654	
Quarter ending September 2016	9,915	↑
Quarter ending December 2016	10,314	↑
Quarter ending March 2017	10,900	↑
Quarter ending June 2017	11,069	→
Variance since June 2016	14.7%	↑



ACTIVITY



Month	Adjusted Scheduled Activity (UDA)	
	2017	2018
April	476	1,396
May	2,984	4,361
June	5,261	6,488
July	8,348	
August	10,821	
September	13,663	
October	16,731	
November	20,011	
December	22,878	
January	25,922	
February	29,166	
March	33,172	
April	34,759	
May	34,941	
June	34,940	

QUALITY

	Quantity	Base Number	Contract	AT	Region	England
% of FP17s for the same patient ID Re-attending within 3 months - Children	64	933	6.9%	9.4%	11.6%	12.0%
% of FP17s for the same patient ID Re-attending within 3 months - Adults	356	2,780	12.8%	14.2%	15.9%	16.0%
% of FP17s for the same patient ID Re-attending between 3 & 9 months - Children	581	933	62.3%	62.0%	60.4%	58.0%
% of FP17s for the same patient ID Re-attending between 3 & 9 months - Adults	1,508	2,780	54.2%	52.8%	52.3%	50.9%
% of FP17s for Band 1 Urgent Courses	178	3,008	5.9%	8.0%	9.5%	9.1%
% of FP17s Relating to Free Repair or Replacements	17	3,008	0.6%	0.9%	0.7%	0.8%
% of FP17s Relating to Continuations	54	3,008	1.8%	1.3%	1.0%	1.1%
% of Patients satisfied with the dentistry they have received	21	22	95.5%	92.5%	91.9%	91.7%
% of Patients satisfied with the time they had to wait for an appointment	20	22	90.9%	88.4%	88.0%	88.0%

* This is based on patients treated on this contract for their most recent course of treatment. Figures in italics indicate the base number of FP17s or Patient Questionnaire responses are less than 100. N/A is shown where the base number of responses is less than 10 during the period. % is calculated as Quantity/Base number*100

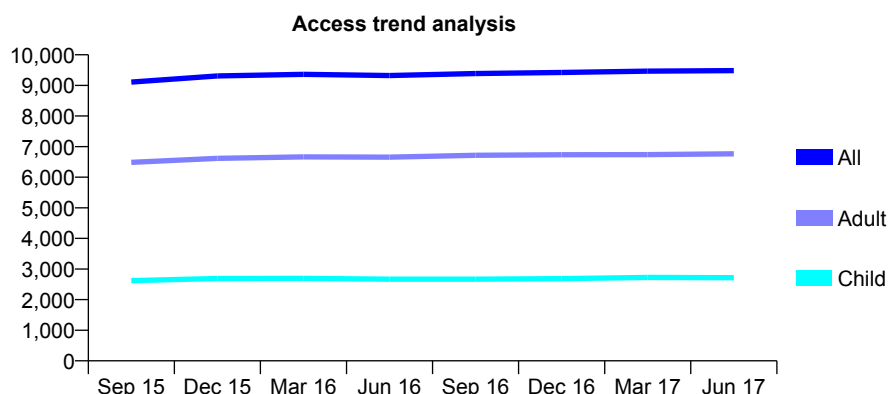
Q65 - Vital Signs At a Glance Contract Report for 101192/0006 - June 2017

Name or company name	Community Dental Centres Ltd
Contract type name	GDS Contract
Purpose of contract	General
Contract start date	01/04/2006
Contract end date	

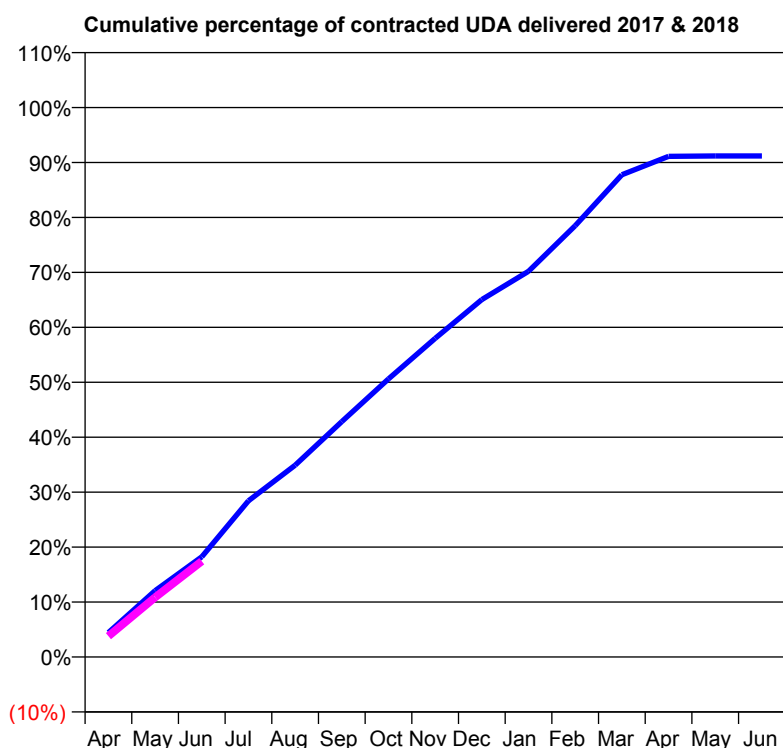
17/18 Contracted general activity (UDA)	28,047
Carry forward general activity (UDA)	0
17/18 Contracted orthodontic activity (UOA)	0
Carry forward orthodontic activity (UOA)	0
Baseline contract value	£731,384.08

ACCESS*

Patients seen in 24 months	Total	Change since previous quarter
Quarter ending June 2016	9,324	
Quarter ending September 2016	9,386	→
Quarter ending December 2016	9,421	→
Quarter ending March 2017	9,467	→
Quarter ending June 2017	9,484	→
Variance since June 2016	1.7%	→



ACTIVITY



Adjusted Scheduled Activity (UDA)		
Month	2017	2018
April	1,248	1,065
May	3,383	3,044
June	5,114	4,888
July	7,976	
August	9,792	
September	12,020	
October	14,192	
November	16,266	
December	18,247	
January	19,683	
February	22,015	
March	24,617	
April	25,556	
May	25,577	
June	25,577	

QUALITY

	Quantity	Base Number	Contract	AT	Region	England
% of FP17s for the same patient ID Re-attending within 3 months - Children	57	943	6.0%	9.4%	11.6%	12.0%
% of FP17s for the same patient ID Re-attending within 3 months - Adults	252	1,996	12.6%	14.2%	15.9%	16.0%
% of FP17s for the same patient ID Re-attending between 3 & 9 months - Children	619	943	65.6%	62.0%	60.4%	58.0%
% of FP17s for the same patient ID Re-attending between 3 & 9 months - Adults	990	1,996	49.6%	52.8%	52.3%	50.9%
% of FP17s for Band 1 Urgent Courses	156	2,504	6.2%	8.0%	9.5%	9.1%
% of FP17s Relating to Free Repair or Replacements	14	2,504	0.6%	0.9%	0.7%	0.8%
% of FP17s Relating to Continuations	66	2,504	2.6%	1.3%	1.0%	1.1%
% of Patients satisfied with the dentistry they have received	32	32	100.0%	92.5%	91.9%	91.7%
% of Patients satisfied with the time they had to wait for an appointment	28	32	87.5%	88.4%	88.0%	88.0%

* This is based on patients treated on this contract for their most recent course of treatment. Figures in italics indicate the base number of FP17s or Patient Questionnaire responses are less than 100. N/A is shown where the base number of responses is less than 10 during the period. % is calculated as Quantity/Base number*100

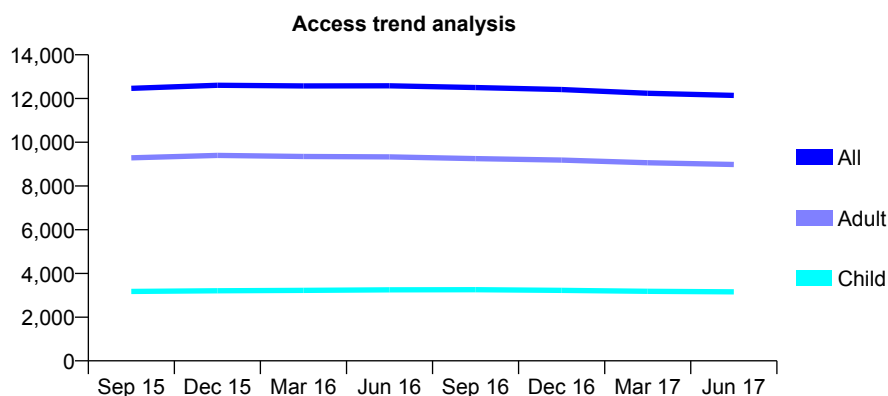
Q65 - Vital Signs At a Glance Contract Report for 101192/0009 - June 2017

Name or company name	Community Dental Centres Ltd
Contract type name	GDS Contract
Purpose of contract	General
Contract start date	01/04/2006
Contract end date	

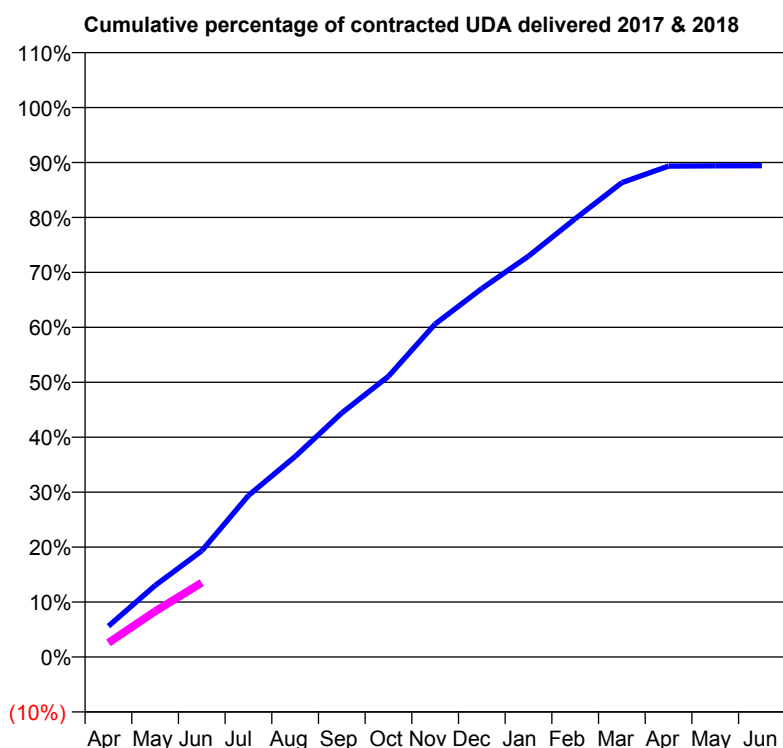
17/18 Contracted general activity (UDA)	41,308
Carry forward general activity (UDA)	0
17/18 Contracted orthodontic activity (UOA)	0
Carry forward orthodontic activity (UOA)	0
Baseline contract value	£1,061,664.89

ACCESS*

Patients seen in 24 months	Total	Change since previous quarter
Quarter ending June 2016	12,581	
Quarter ending September 2016	12,505	→
Quarter ending December 2016	12,410	→
Quarter ending March 2017	12,239	↓
Quarter ending June 2017	12,141	→
Variance since June 2016	(3.5%)	↓



ACTIVITY



Adjusted Scheduled Activity (UDA)		
Month	2017	2018
April	2,323	1,064
May	5,381	3,436
June	7,983	5,592
July	12,143	
August	15,069	
September	18,352	
October	21,104	
November	25,038	
December	27,699	
January	30,136	
February	32,949	
March	35,665	
April	36,903	
May	36,927	
June	36,930	

QUALITY

	Quantity	Base Number	Contract	AT	Region	England
% of FP17s for the same patient ID Re-attending within 3 months - Children	81	1,027	7.9%	9.4%	11.6%	12.0%
% of FP17s for the same patient ID Re-attending within 3 months - Adults	302	2,434	12.4%	14.2%	15.9%	16.0%
% of FP17s for the same patient ID Re-attending between 3 & 9 months - Children	589	1,027	57.4%	62.0%	60.4%	58.0%
% of FP17s for the same patient ID Re-attending between 3 & 9 months - Adults	1,274	2,434	52.3%	52.8%	52.3%	50.9%
% of FP17s for Band 1 Urgent Courses	273	2,880	9.5%	8.0%	9.5%	9.1%
% of FP17s Relating to Free Repair or Replacements	11	2,880	0.4%	0.9%	0.7%	0.8%
% of FP17s Relating to Continuations	18	2,880	0.6%	1.3%	1.0%	1.1%
% of Patients satisfied with the dentistry they have received	18	18	100.0%	92.5%	91.9%	91.7%
% of Patients satisfied with the time they had to wait for an appointment	13	18	72.2%	88.4%	88.0%	88.0%

* This is based on patients treated on this contract for their most recent course of treatment. Figures in italics indicate the base number of FP17s or Patient Questionnaire responses are less than 100. N/A is shown where the base number of responses is less than 10 during the period. % is calculated as Quantity/Base number*100

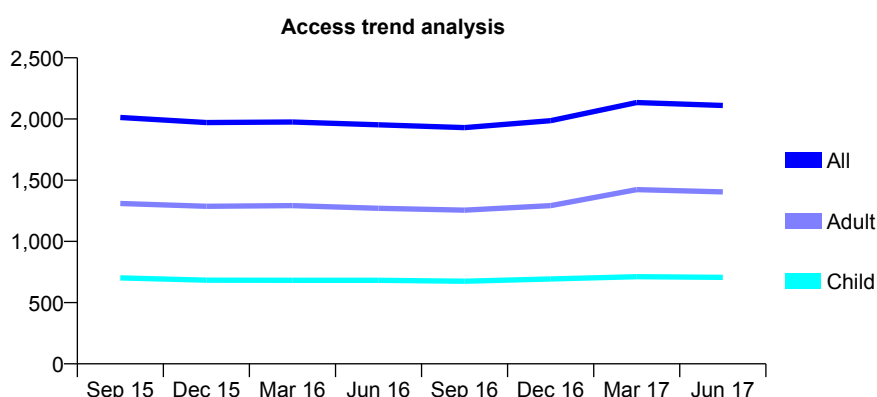
Q65 - Vital Signs At a Glance Contract Report for 101281/0080 - June 2017

Name or company name	OASIS DENTAL CARE LTD
Contract type name	GDS Contract
Purpose of contract	General
Contract start date	01/04/2006
Contract end date	

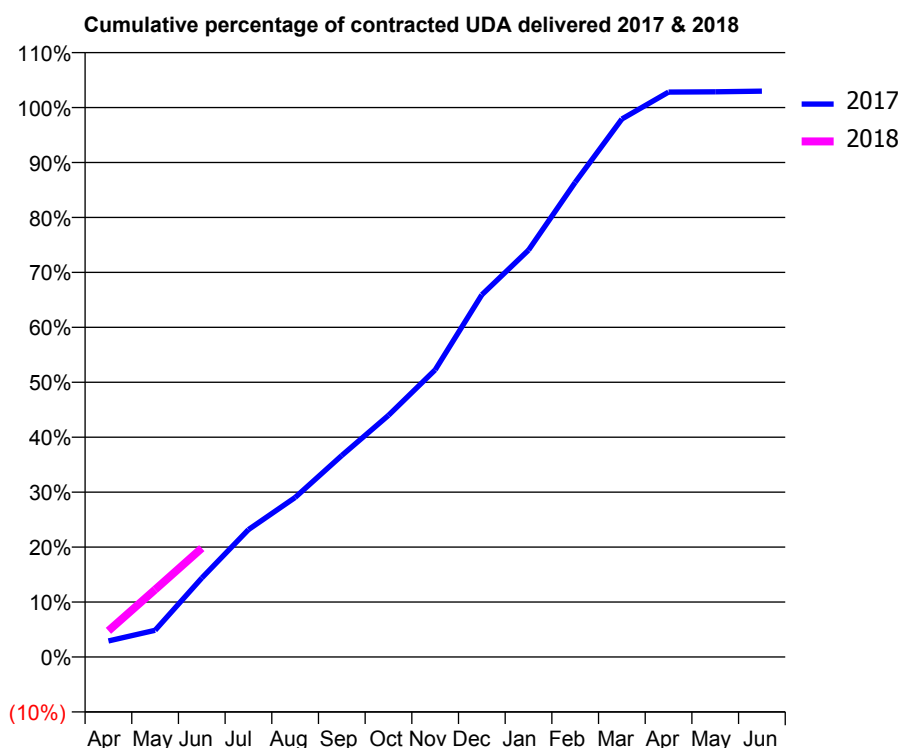
17/18 Contracted general activity (UDA)	4,535
Carry forward general activity (UDA)	0
17/18 Contracted orthodontic activity (UOA)	0
Carry forward orthodontic activity (UOA)	0
Baseline contract value	£95,822.72

ACCESS*

Patients seen in 24 months	Total	Change since previous quarter
Quarter ending June 2016	1,953	
Quarter ending September 2016	1,930	↓
Quarter ending December 2016	1,986	↑
Quarter ending March 2017	2,135	↑
Quarter ending June 2017	2,111	↓
Variance since June 2016	8.1%	↑



ACTIVITY



Adjusted Scheduled Activity (UDA)		
Month	2017	2018
April	133	217
May	221	556
June	652	898
July	1,052	
August	1,316	
September	1,664	
October	1,995	
November	2,370	
December	2,990	
January	3,358	
February	3,918	
March	4,440	
April	4,663	
May	4,665	
June	4,670	

QUALITY

	Quantity	Base Number	Contract	AT	Region	England
% of FP17s for the same patient ID Re-attending within 3 months - Children	17	241	7.1%	9.4%	11.6%	12.0%
% of FP17s for the same patient ID Re-attending within 3 months - Adults	49	434	11.3%	14.2%	15.9%	16.0%
% of FP17s for the same patient ID Re-attending between 3 & 9 months - Children	159	241	66.0%	62.0%	60.4%	58.0%
% of FP17s for the same patient ID Re-attending between 3 & 9 months - Adults	237	434	54.6%	52.8%	52.3%	50.9%
% of FP17s for Band 1 Urgent Courses	31	564	5.5%	8.0%	9.5%	9.1%
% of FP17s Relating to Free Repair or Replacements	1	564	0.2%	0.9%	0.7%	0.8%
% of FP17s Relating to Continuations	4	564	0.7%	1.3%	1.0%	1.1%
% of Patients satisfied with the dentistry they have received	4	5	N/A	92.5%	91.9%	91.7%
% of Patients satisfied with the time they had to wait for an appointment	4	5	N/A	88.4%	88.0%	88.0%

* This is based on patients treated on this contract for their most recent course of treatment. Figures in italics indicate the base number of FP17s or Patient Questionnaire responses are less than 100. N/A is shown where the base number of responses is less than 10 during the period. % is calculated as Quantity/Base number*100

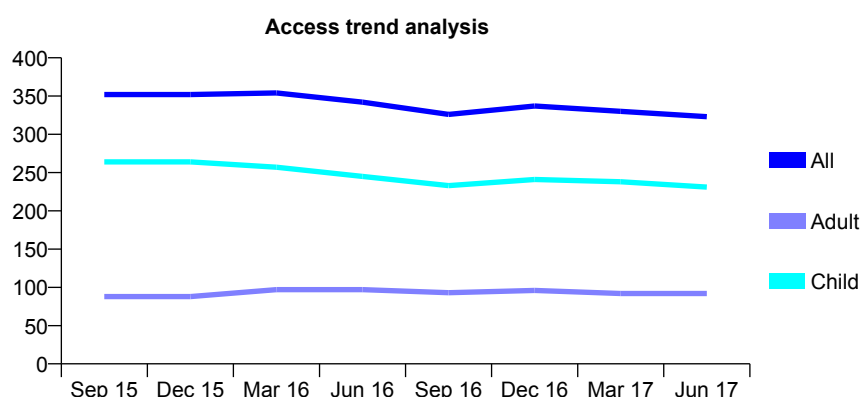
Q65 - Vital Signs At a Glance Contract Report for 101281/0085 - June 2017

Name or company name	OASIS DENTAL CARE LTD
Contract type name	GDS Contract
Purpose of contract	General
Contract start date	01/04/2006
Contract end date	

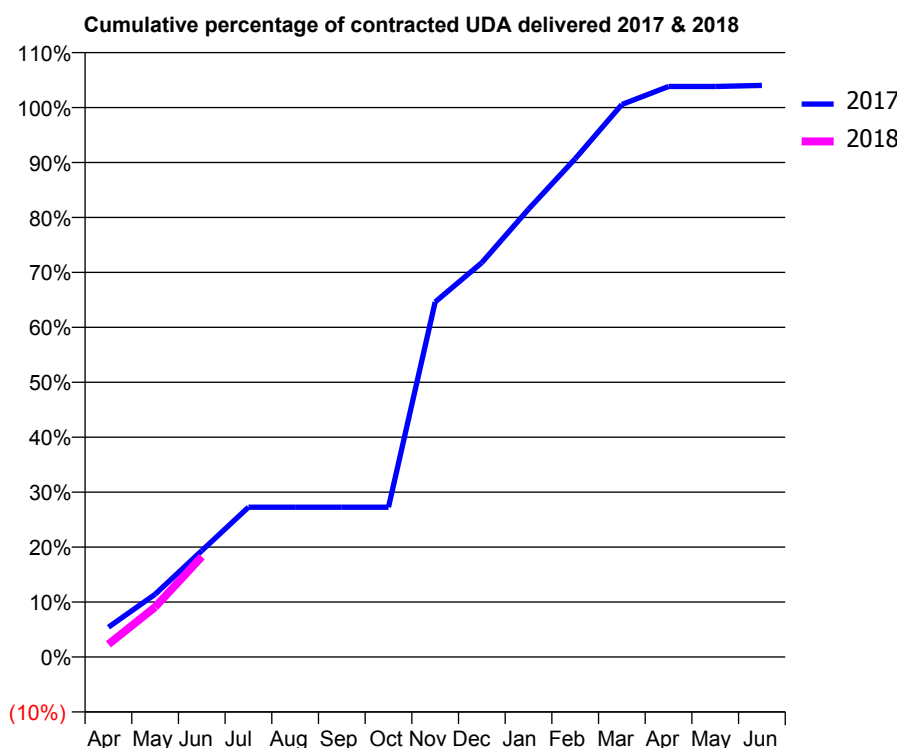
17/18 Contracted general activity (UDA)	517
Carry forward general activity (UDA)	0
17/18 Contracted orthodontic activity (UOA)	0
Carry forward orthodontic activity (UOA)	0
Baseline contract value	£10,890.11

ACCESS*

Patients seen in 24 months	Total	Change since previous quarter
Quarter ending June 2016	342	
Quarter ending September 2016	326	↓
Quarter ending December 2016	337	↑
Quarter ending March 2017	330	↓
Quarter ending June 2017	323	↓
Variance since June 2016	(5.6%)	↓



ACTIVITY



Month	Adjusted Scheduled Activity (UDA)	
	2017	2018
April	28	12
May	59	47
June	100	94
July	141	
August	141	
September	141	
October	141	
November	334	
December	371	
January	421	
February	469	
March	520	
April	537	
May	537	
June	538	

QUALITY

	Quantity	Base Number	Contract	AT	Region	England
% of FP17s for the same patient ID Re-attending within 3 months - Children	4	66	6.1%	9.4%	11.6%	12.0%
% of FP17s for the same patient ID Re-attending within 3 months - Adults	2	20	10.0%	14.2%	15.9%	16.0%
% of FP17s for the same patient ID Re-attending between 3 & 9 months - Children	30	66	45.5%	62.0%	60.4%	58.0%
% of FP17s for the same patient ID Re-attending between 3 & 9 months - Adults	9	20	45.0%	52.8%	52.3%	50.9%
% of FP17s for Band 1 Urgent Courses	2	76	2.6%	8.0%	9.5%	9.1%
% of FP17s Relating to Free Repair or Replacements	0	76	0.0%	0.9%	0.7%	0.8%
% of FP17s Relating to Continuations	0	76	0.0%	1.3%	1.0%	1.1%
% of Patients satisfied with the dentistry they have received	0	0	N/A	92.5%	91.9%	91.7%
% of Patients satisfied with the time they had to wait for an appointment	0	0	N/A	88.4%	88.0%	88.0%

* This is based on patients treated on this contract for their most recent course of treatment. Figures in italics indicate the base number of FP17s or Patient Questionnaire responses are less than 100. N/A is shown where the base number of responses is less than 10 during the period. % is calculated as Quantity/Base number*100

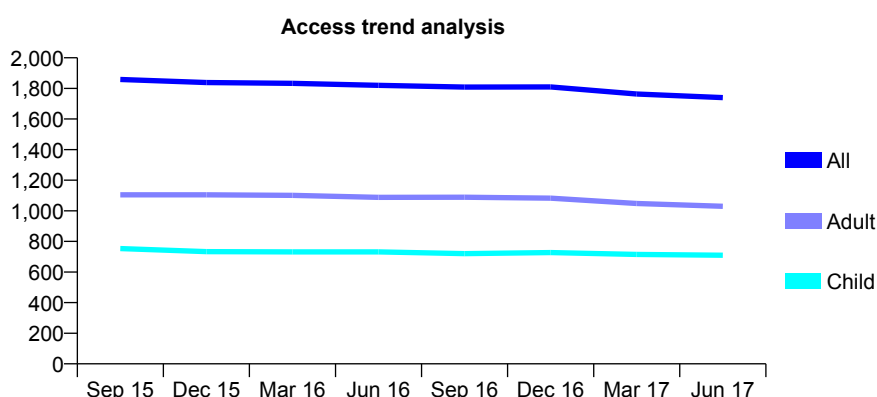
Q65 - Vital Signs At a Glance Contract Report for 101281/0094 - June 2017

Name or company name	OASIS DENTAL CARE LTD
Contract type name	GDS Contract
Purpose of contract	General
Contract start date	01/04/2006
Contract end date	

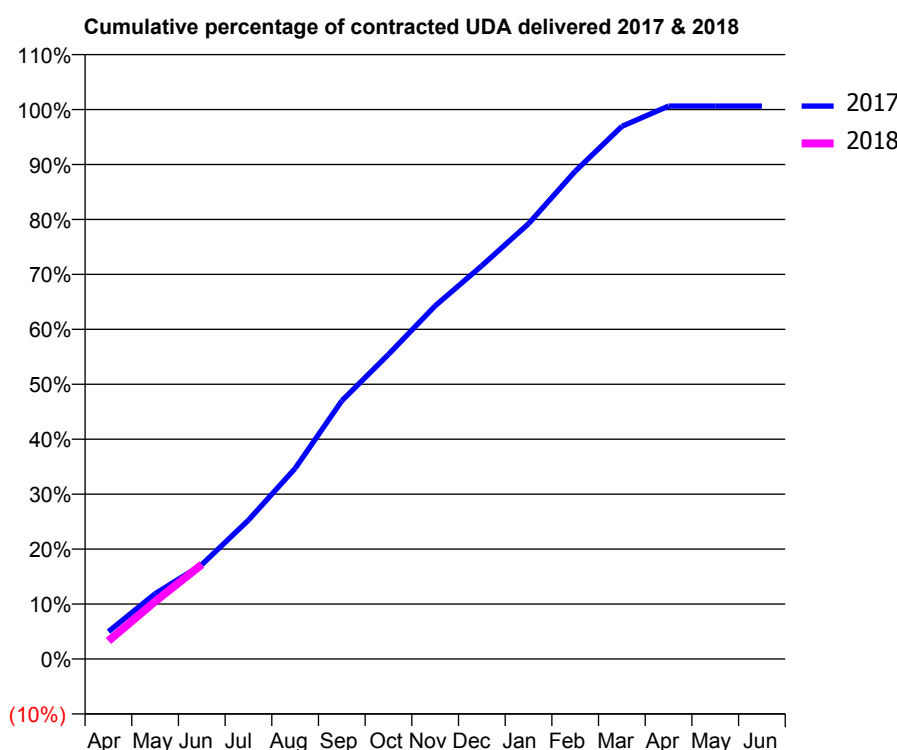
17/18 Contracted general activity (UDA)	5,393
Carry forward general activity (UDA)	0
17/18 Contracted orthodontic activity (UOA)	0
Carry forward orthodontic activity (UOA)	0
Baseline contract value	£120,551.31

ACCESS*

Patients seen in 24 months	Total	Change since previous quarter
Quarter ending June 2016	1,820	
Quarter ending September 2016	1,809	→
Quarter ending December 2016	1,810	→
Quarter ending March 2017	1,763	↓
Quarter ending June 2017	1,740	↓
Variance since June 2016	(4.4%)	↓



ACTIVITY



Adjusted Scheduled Activity (UDA)		
Month	2017	2018
April	269	177
May	641	565
June	926	927
July	1,363	
August	1,870	
September	2,534	
October	2,990	
November	3,466	
December	3,860	
January	4,272	
February	4,787	
March	5,228	
April	5,426	
May	5,427	
June	5,427	

QUALITY

	Quantity	Base Number	Contract	AT	Region	England
% of FP17s for the same patient ID Re-attending within 3 months - Children	33	266	12.4%	9.4%	11.6%	12.0%
% of FP17s for the same patient ID Re-attending within 3 months - Adults	91	379	24.0%	14.2%	15.9%	16.0%
% of FP17s for the same patient ID Re-attending between 3 & 9 months - Children	149	266	56.0%	62.0%	60.4%	58.0%
% of FP17s for the same patient ID Re-attending between 3 & 9 months - Adults	202	379	53.3%	52.8%	52.3%	50.9%
% of FP17s for Band 1 Urgent Courses	49	544	9.0%	8.0%	9.5%	9.1%
% of FP17s Relating to Free Repair or Replacements	2	544	0.4%	0.9%	0.7%	0.8%
% of FP17s Relating to Continuations	21	544	3.9%	1.3%	1.0%	1.1%
% of Patients satisfied with the dentistry they have received	4	4	N/A	92.5%	91.9%	91.7%
% of Patients satisfied with the time they had to wait for an appointment	3	4	N/A	88.4%	88.0%	88.0%

* This is based on patients treated on this contract for their most recent course of treatment. Figures in italics indicate the base number of FP17s or Patient Questionnaire responses are less than 100. N/A is shown where the base number of responses is less than 10 during the period. % is calculated as Quantity/Base number*100

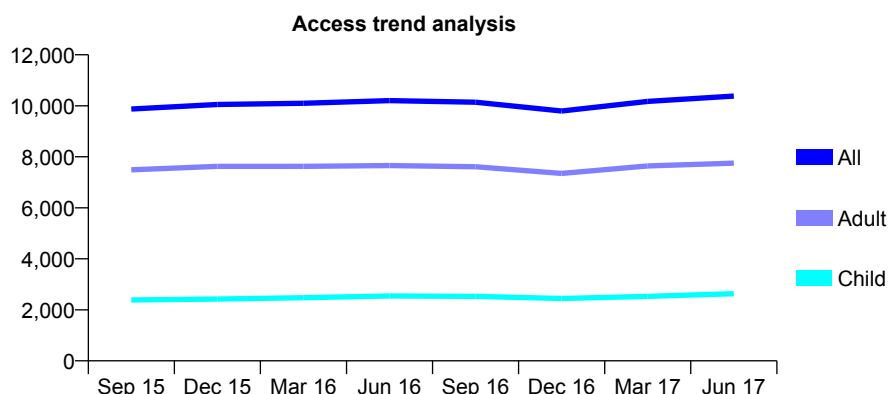
Q65 - Vital Signs At a Glance Contract Report for 101281/0226 - June 2017

Name or company name	OASIS DENTAL CARE LTD
Contract type name	GDS Contract
Purpose of contract	General
Contract start date	24/11/2010
Contract end date	

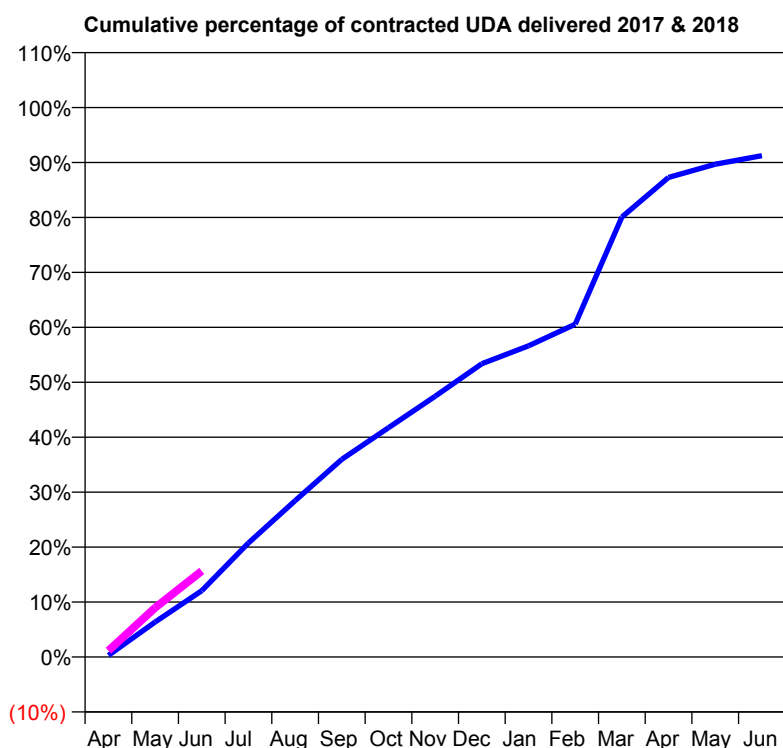
17/18 Contracted general activity (UDA)	31,290
Carry forward general activity (UDA)	0
17/18 Contracted orthodontic activity (UOA)	0
Carry forward orthodontic activity (UOA)	0
Baseline contract value	£831,472.37

ACCESS*

Patients seen in 24 months	Total	Change since previous quarter
Quarter ending June 2016	10,202	
Quarter ending September 2016	10,140	→
Quarter ending December 2016	9,796	↓
Quarter ending March 2017	10,171	↑
Quarter ending June 2017	10,383	↑
Variance since June 2016	1.8%	→



ACTIVITY



Adjusted Scheduled Activity (UDA)		
Month	2017	2018
April	91	359
May	1,992	2,804
June	3,778	4,904
July	6,494	
August	8,901	
September	11,259	
October	13,054	
November	14,848	
December	16,703	
January	17,717	
February	18,946	
March	25,057	
April	27,308	
May	28,060	
June	28,548	

QUALITY

	Quantity	Base Number	Contract	AT	Region	England
% of FP17s for the same patient ID Re-attending within 3 months - Children	75	1,004	7.5%	9.4%	11.6%	12.0%
% of FP17s for the same patient ID Re-attending within 3 months - Adults	403	2,762	14.6%	14.2%	15.9%	16.0%
% of FP17s for the same patient ID Re-attending between 3 & 9 months - Children	451	1,004	44.9%	62.0%	60.4%	58.0%
% of FP17s for the same patient ID Re-attending between 3 & 9 months - Adults	1,188	2,762	43.0%	52.8%	52.3%	50.9%
% of FP17s for Band 1 Urgent Courses	183	2,295	8.0%	8.0%	9.5%	9.1%
% of FP17s Relating to Free Repair or Replacements	10	2,295	0.4%	0.9%	0.7%	0.8%
% of FP17s Relating to Continuations	44	2,295	1.9%	1.3%	1.0%	1.1%
% of Patients satisfied with the dentistry they have received	11	13	84.6%	92.5%	91.9%	91.7%
% of Patients satisfied with the time they had to wait for an appointment	7	13	53.8%	88.4%	88.0%	88.0%

* This is based on patients treated on this contract for their most recent course of treatment. Figures in italics indicate the base number of FP17s or Patient Questionnaire responses are less than 100. N/A is shown where the base number of responses is less than 10 during the period. % is calculated as Quantity/Base number*100

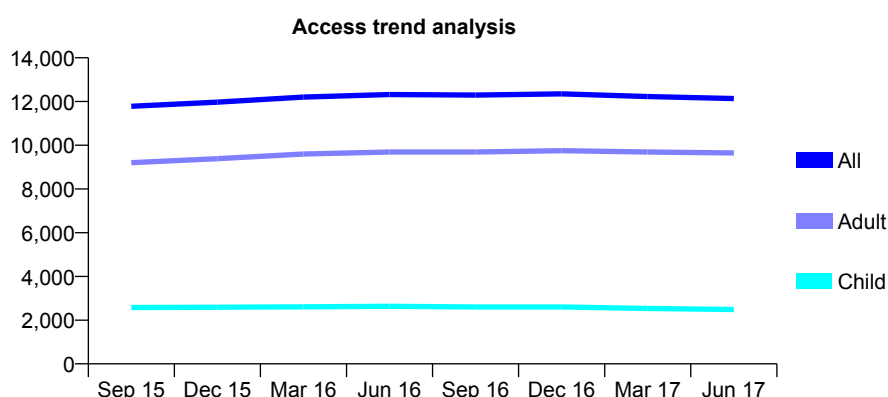
Q65 - Vital Signs At a Glance Contract Report for 101281/0253 - June 2017

Name or company name	OASIS DENTAL CARE LTD
Contract type name	GDS Contract
Purpose of contract	General
Contract start date	05/04/2013
Contract end date	

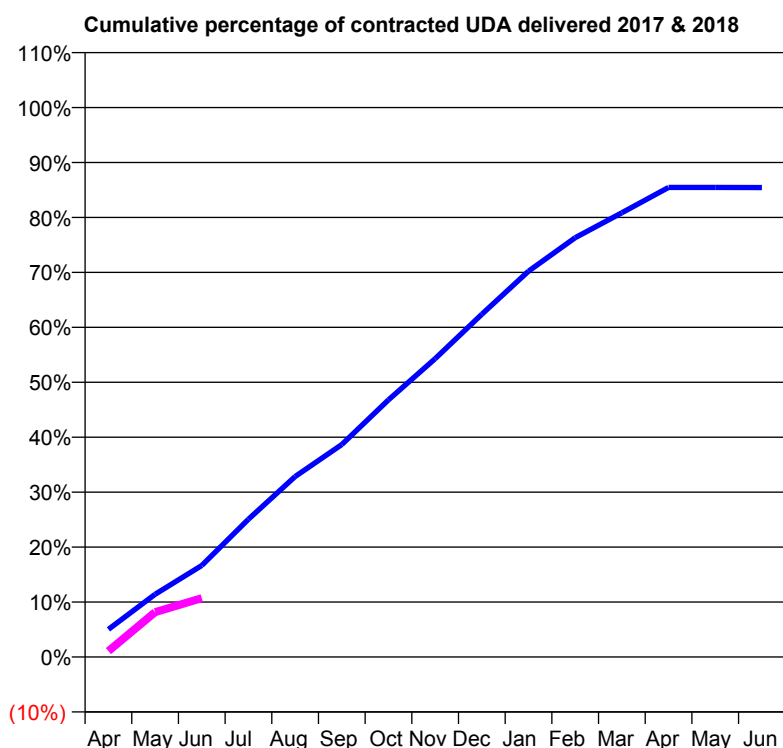
17/18 Contracted general activity (UDA)	41,045
Carry forward general activity (UDA)	0
17/18 Contracted orthodontic activity (UOA)	0
Carry forward orthodontic activity (UOA)	0
Baseline contract value	£1,197,600.07

ACCESS*

Patients seen in 24 months	Total	Change since previous quarter
Quarter ending June 2016	12,322	
Quarter ending September 2016	12,295	→
Quarter ending December 2016	12,350	→
Quarter ending March 2017	12,226	↓
Quarter ending June 2017	12,137	→
Variance since June 2016	(1.5%)	↓



ACTIVITY



Adjusted Scheduled Activity (UDA)		
Month	2017	2018
April	2,066	440
May	4,689	3,354
June	6,838	4,395
July	10,297	
August	13,484	
September	15,872	
October	19,205	
November	22,289	
December	25,600	
January	28,825	
February	31,318	
March	33,182	
April	35,079	
May	35,076	
June	35,068	

QUALITY

	Quantity	Base Number	Contract	AT	Region	England
% of FP17s for the same patient ID Re-attending within 3 months - Children	33	741	4.5%	9.4%	11.6%	12.0%
% of FP17s for the same patient ID Re-attending within 3 months - Adults	381	2,618	14.6%	14.2%	15.9%	16.0%
% of FP17s for the same patient ID Re-attending between 3 & 9 months - Children	497	741	67.1%	62.0%	60.4%	58.0%
% of FP17s for the same patient ID Re-attending between 3 & 9 months - Adults	1,582	2,618	60.4%	52.8%	52.3%	50.9%
% of FP17s for Band 1 Urgent Courses	272	2,473	11.0%	8.0%	9.5%	9.1%
% of FP17s Relating to Free Repair or Replacements	61	2,473	2.5%	0.9%	0.7%	0.8%
% of FP17s Relating to Continuations	20	2,473	0.8%	1.3%	1.0%	1.1%
% of Patients satisfied with the dentistry they have received	44	48	91.7%	92.5%	91.9%	91.7%
% of Patients satisfied with the time they had to wait for an appointment	38	48	79.2%	88.4%	88.0%	88.0%

* This is based on patients treated on this contract for their most recent course of treatment. Figures in italics indicate the base number of FP17s or Patient Questionnaire responses are less than 100. N/A is shown where the base number of responses is less than 10 during the period. % is calculated as Quantity/Base number*100

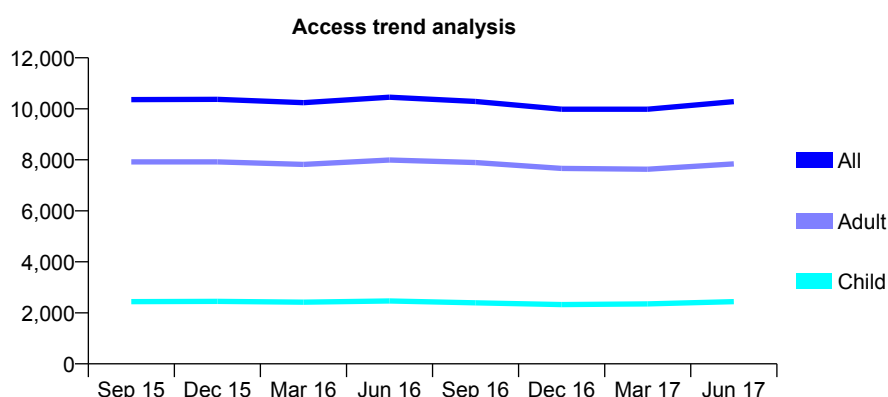
Q65 - Vital Signs At a Glance Contract Report for 101338/0029 - June 2017

Name or company name	Whitecross Dental Care Limited
Contract type name	GDS Contract
Purpose of contract	General
Contract start date	01/04/2006
Contract end date	

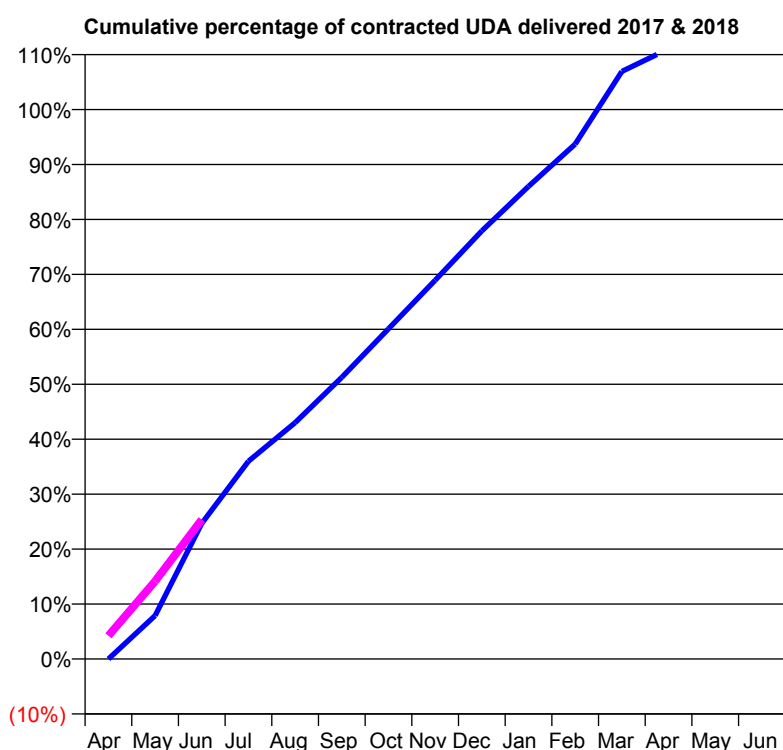
17/18 Contracted general activity (UDA)	22,095
Carry forward general activity (UDA)	0
17/18 Contracted orthodontic activity (UOA)	0
Carry forward orthodontic activity (UOA)	0
Baseline contract value	£459,843.95

ACCESS*

Patients seen in 24 months	Total	Change since previous quarter
Quarter ending June 2016	10,454	
Quarter ending September 2016	10,287	↓
Quarter ending December 2016	9,986	↓
Quarter ending March 2017	9,982	→
Quarter ending June 2017	10,281	↑
Variance since June 2016	(1.7%)	↓



ACTIVITY



Month	Adjusted Scheduled Activity (UDA)	
	2017	2018
April	0	936
May	1,745	3,128
June	5,454	5,604
July	7,953	
August	9,501	
September	11,324	
October	13,279	
November	15,233	
December	17,214	
January	19,004	
February	20,706	
March	23,625	
April	24,533	
May	24,581	
June	24,585	

QUALITY

	Quantity	Base Number	Contract	AT	Region	England
% of FP17s for the same patient ID Re-attending within 3 months - Children	11	892	1.2%	9.4%	11.6%	12.0%
% of FP17s for the same patient ID Re-attending within 3 months - Adults	94	2,451	3.8%	14.2%	15.9%	16.0%
% of FP17s for the same patient ID Re-attending between 3 & 9 months - Children	488	892	54.7%	62.0%	60.4%	58.0%
% of FP17s for the same patient ID Re-attending between 3 & 9 months - Adults	1,156	2,451	47.2%	52.8%	52.3%	50.9%
% of FP17s for Band 1 Urgent Courses	129	2,853	4.5%	8.0%	9.5%	9.1%
% of FP17s Relating to Free Repair or Replacements	9	2,853	0.3%	0.9%	0.7%	0.8%
% of FP17s Relating to Continuations	11	2,853	0.4%	1.3%	1.0%	1.1%
% of Patients satisfied with the dentistry they have received	23	24	95.8%	92.5%	91.9%	91.7%
% of Patients satisfied with the time they had to wait for an appointment	21	24	87.5%	88.4%	88.0%	88.0%

* This is based on patients treated on this contract for their most recent course of treatment. Figures in italics indicate the base number of FP17s or Patient Questionnaire responses are less than 100. N/A is shown where the base number of responses is less than 10 during the period. % is calculated as Quantity/Base number*100

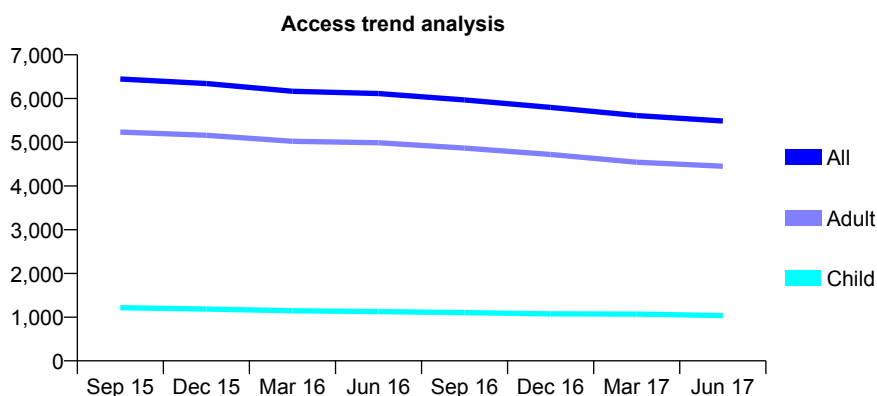
Q65 - Vital Signs At a Glance Contract Report for 101338/0060 - June 2017

Name or company name	Whitecross Dental Care Limited
Contract type name	GDS Contract
Purpose of contract	General
Contract start date	01/01/2008
Contract end date	

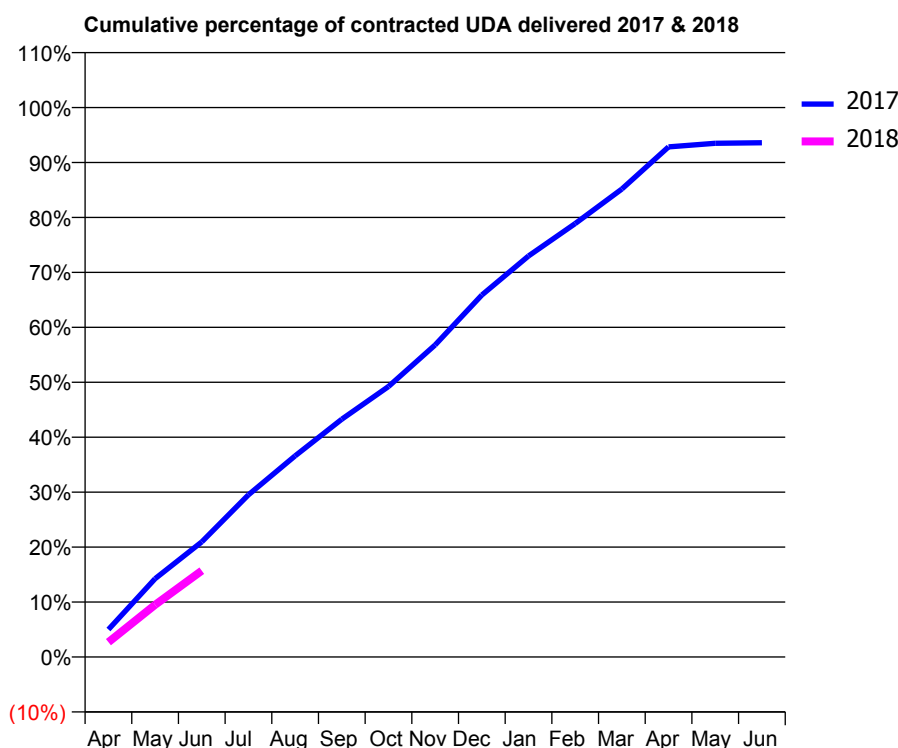
17/18 Contracted general activity (UDA)	21,000
Carry forward general activity (UDA)	0
17/18 Contracted orthodontic activity (UOA)	0
Carry forward orthodontic activity (UOA)	0
Baseline contract value	£545,163.14

ACCESS*

Patients seen in 24 months	Total	Change since previous quarter
Quarter ending June 2016	6,115	
Quarter ending September 2016	5,969	↓
Quarter ending December 2016	5,796	↓
Quarter ending March 2017	5,611	↓
Quarter ending June 2017	5,486	↓
Variance since June 2016	(10.3%)	↓



ACTIVITY



Month	Adjusted Scheduled Activity (UDA)	
	2017	2018
April	803	568
May	2,281	1,993
June	3,354	3,302
July	4,722	
August	5,859	
September	6,925	
October	7,875	
November	9,089	
December	10,540	
January	11,677	
February	12,621	
March	13,628	
April	14,853	
May	14,957	
June	14,974	

QUALITY

	Quantity	Base Number	Contract	AT	Region	England
% of FP17s for the same patient ID Re-attending within 3 months - Children	25	461	5.4%	9.4%	11.6%	12.0%
% of FP17s for the same patient ID Re-attending within 3 months - Adults	156	1,718	9.1%	14.2%	15.9%	16.0%
% of FP17s for the same patient ID Re-attending between 3 & 9 months - Children	198	461	43.0%	62.0%	60.4%	58.0%
% of FP17s for the same patient ID Re-attending between 3 & 9 months - Adults	707	1,718	41.2%	52.8%	52.3%	50.9%
% of FP17s for Band 1 Urgent Courses	106	1,453	7.3%	8.0%	9.5%	9.1%
% of FP17s Relating to Free Repair or Replacements	8	1,453	0.6%	0.9%	0.7%	0.8%
% of FP17s Relating to Continuations	16	1,453	1.1%	1.3%	1.0%	1.1%
% of Patients satisfied with the dentistry they have received	17	19	89.5%	92.5%	91.9%	91.7%
% of Patients satisfied with the time they had to wait for an appointment	13	19	68.4%	88.4%	88.0%	88.0%

* This is based on patients treated on this contract for their most recent course of treatment. Figures in italics indicate the base number of FP17s or Patient Questionnaire responses are less than 100. N/A is shown where the base number of responses is less than 10 during the period. % is calculated as Quantity/Base number*100

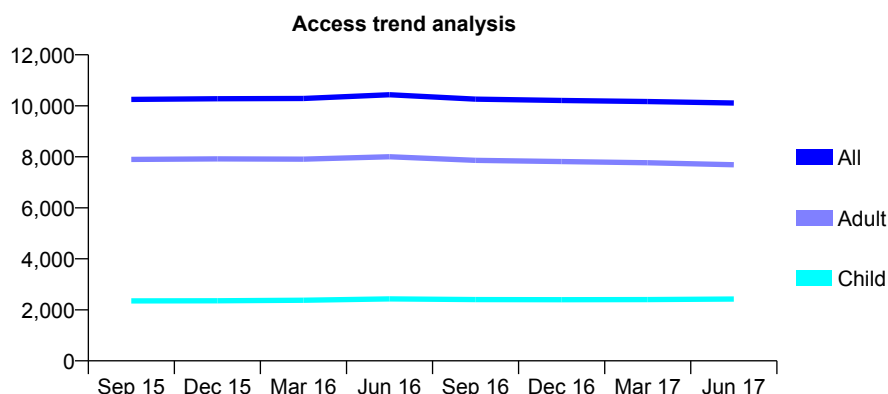
Q65 - Vital Signs At a Glance Contract Report for 101338/0066 - June 2017

Name or company name	Whitecross Dental Care Limited
Contract type name	GDS Contract
Purpose of contract	General
Contract start date	01/06/2008
Contract end date	

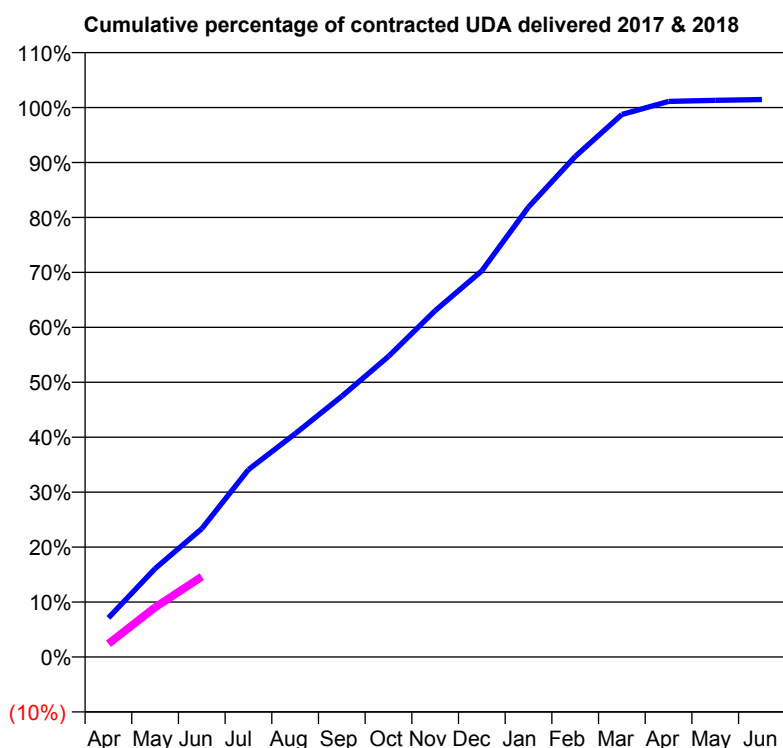
17/18 Contracted general activity (UDA)	31,000
Carry forward general activity (UDA)	0
17/18 Contracted orthodontic activity (UOA)	0
Carry forward orthodontic activity (UOA)	0
Baseline contract value	£745,253.94

ACCESS*

Patients seen in 24 months	Total	Change since previous quarter
Quarter ending June 2016	10,433	
Quarter ending September 2016	10,264	↓
Quarter ending December 2016	10,211	→
Quarter ending March 2017	10,169	→
Quarter ending June 2017	10,111	→
Variance since June 2016	(3.1%)	↓



ACTIVITY



Adjusted Scheduled Activity (UDA)		
Month	2017	2018
April	1,796	750
May	4,068	2,804
June	5,898	4,536
July	8,614	
August	10,262	
September	11,981	
October	13,812	
November	15,916	
December	17,750	
January	20,678	
February	22,998	
March	24,930	
April	25,527	
May	25,579	
June	25,613	

QUALITY

	Quantity	Base Number	Contract	AT	Region	England
% of FP17s for the same patient ID Re-attending within 3 months - Children	34	688	4.9%	9.4%	11.6%	12.0%
% of FP17s for the same patient ID Re-attending within 3 months - Adults	201	1,881	10.7%	14.2%	15.9%	16.0%
% of FP17s for the same patient ID Re-attending between 3 & 9 months - Children	356	688	51.7%	62.0%	60.4%	58.0%
% of FP17s for the same patient ID Re-attending between 3 & 9 months - Adults	823	1,881	43.8%	52.8%	52.3%	50.9%
% of FP17s for Band 1 Urgent Courses	285	2,246	12.7%	8.0%	9.5%	9.1%
% of FP17s Relating to Free Repair or Replacements	7	2,246	0.3%	0.9%	0.7%	0.8%
% of FP17s Relating to Continuations	14	2,246	0.6%	1.3%	1.0%	1.1%
% of Patients satisfied with the dentistry they have received	19	19	100.0%	92.5%	91.9%	91.7%
% of Patients satisfied with the time they had to wait for an appointment	18	19	94.7%	88.4%	88.0%	88.0%

* This is based on patients treated on this contract for their most recent course of treatment. Figures in italics indicate the base number of FP17s or Patient Questionnaire responses are less than 100. N/A is shown where the base number of responses is less than 10 during the period. % is calculated as Quantity/Base number*100

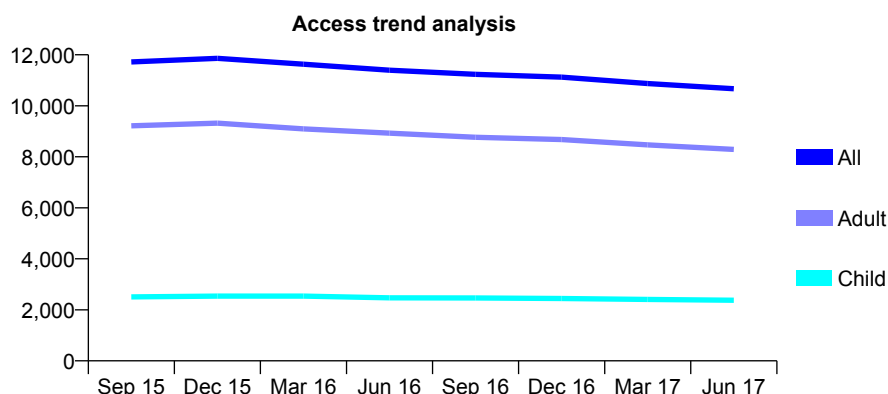
Q65 - Vital Signs At a Glance Contract Report for 101338/0097 - June 2017

Name or company name	Whitecross Dental Care Limited
Contract type name	GDS Contract
Purpose of contract	General
Contract start date	01/09/2009
Contract end date	

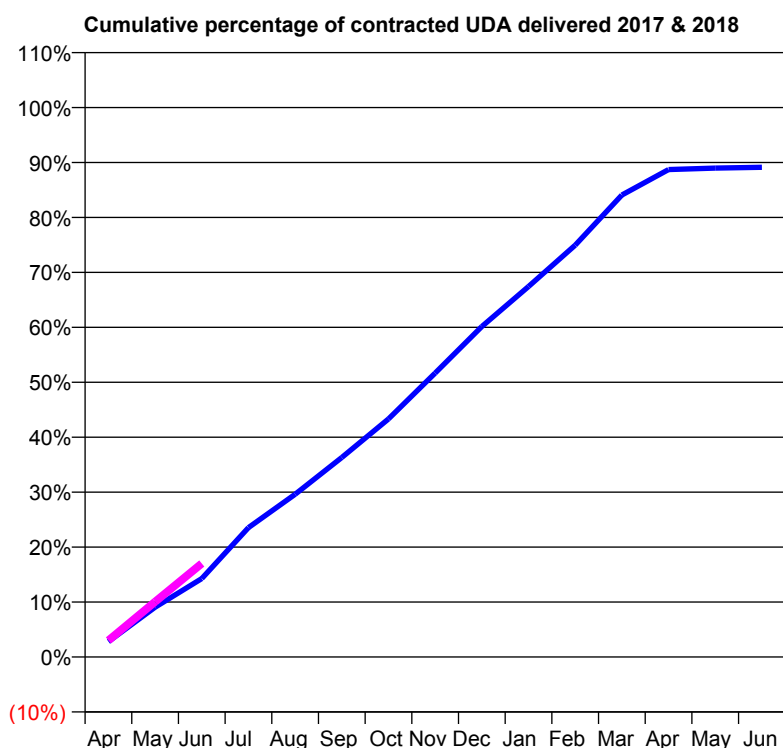
17/18 Contracted general activity (UDA)	32,000
Carry forward general activity (UDA)	0
17/18 Contracted orthodontic activity (UOA)	0
Carry forward orthodontic activity (UOA)	0
Baseline contract value	£848,682.12

ACCESS*

Patients seen in 24 months	Total	Change since previous quarter
Quarter ending June 2016	11,396	
Quarter ending September 2016	11,232	↓
Quarter ending December 2016	11,125	→
Quarter ending March 2017	10,875	↓
Quarter ending June 2017	10,669	↓
Variance since June 2016	(6.4%)	↓



ACTIVITY



Month	Adjusted Scheduled Activity (UDA)	
	2017	2018
April	894	967
May	2,902	3,221
June	4,568	5,448
July	7,533	
August	9,477	
September	11,622	
October	13,862	
November	16,540	
December	19,248	
January	21,576	
February	23,982	
March	26,903	
April	28,386	
May	28,468	
June	28,521	

QUALITY

	Quantity	Base Number	Contract	AT	Region	England
% of FP17s for the same patient ID Re-attending within 3 months - Children	35	696	5.0%	9.4%	11.6%	12.0%
% of FP17s for the same patient ID Re-attending within 3 months - Adults	273	2,123	12.9%	14.2%	15.9%	16.0%
% of FP17s for the same patient ID Re-attending between 3 & 9 months - Children	399	696	57.3%	62.0%	60.4%	58.0%
% of FP17s for the same patient ID Re-attending between 3 & 9 months - Adults	871	2,123	41.0%	52.8%	52.3%	50.9%
% of FP17s for Band 1 Urgent Courses	208	2,270	9.2%	8.0%	9.5%	9.1%
% of FP17s Relating to Free Repair or Replacements	31	2,270	1.4%	0.9%	0.7%	0.8%
% of FP17s Relating to Continuations	36	2,270	1.6%	1.3%	1.0%	1.1%
% of Patients satisfied with the dentistry they have received	49	51	96.1%	92.5%	91.9%	91.7%
% of Patients satisfied with the time they had to wait for an appointment	47	51	92.2%	88.4%	88.0%	88.0%

* This is based on patients treated on this contract for their most recent course of treatment. Figures in italics indicate the base number of FP17s or Patient Questionnaire responses are less than 100. N/A is shown where the base number of responses is less than 10 during the period. % is calculated as Quantity/Base number*100

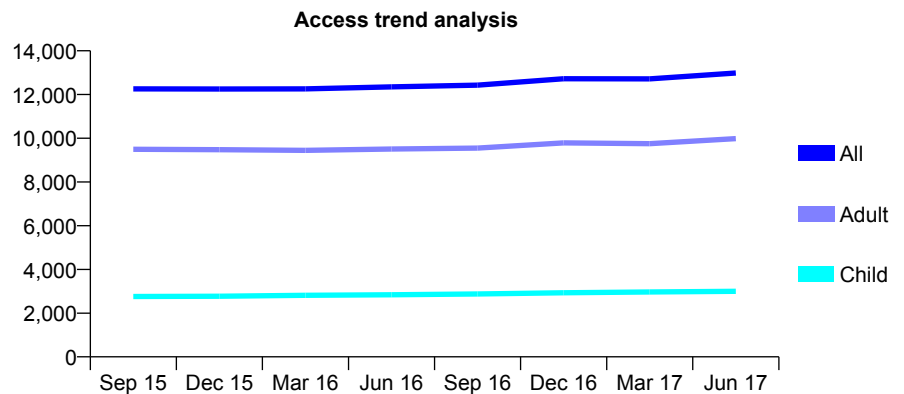
Q65 - Vital Signs At a Glance Contract Report for 101362/0045 - June 2017

Name or company name	Rodericks Dental Limited
Contract type name	GDS Contract
Purpose of contract	General and Orthodontic
Contract start date	01/02/2012
Contract end date	

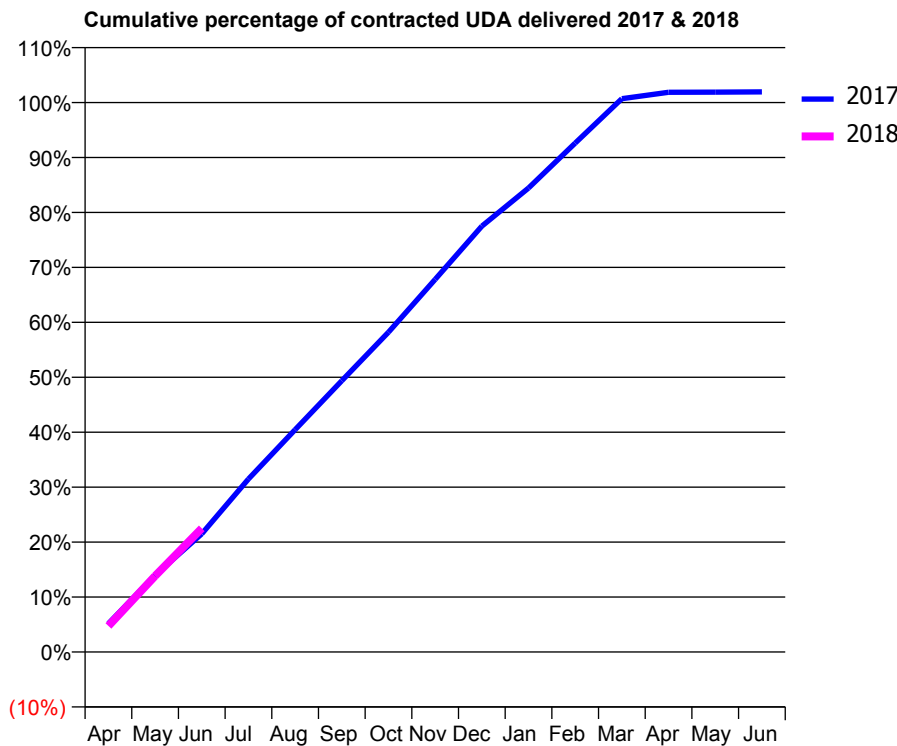
17/18 Contracted general activity (UDA)	33,727
Carry forward general activity (UDA)	0
17/18 Contracted orthodontic activity (UOA)	954
Carry forward orthodontic activity (UOA)	0
Baseline contract value	£758,756.71

ACCESS*

Patients seen in 24 months	Total	Change since previous quarter
Quarter ending June 2016	12,350	
Quarter ending September 2016	12,428	→
Quarter ending December 2016	12,722	↑
Quarter ending March 2017	12,717	→
Quarter ending June 2017	12,983	↑
Variance since June 2016	5.1%	↑



ACTIVITY



Adjusted Scheduled Activity (UDA)		
Month	2017	2018
April	1,746	1,599
May	4,713	4,668
June	7,259	7,595
July	10,620	
August	13,651	
September	16,655	
October	19,629	
November	22,872	
December	26,137	
January	28,481	
February	31,235	
March	33,958	
April	34,357	
May	34,361	
June	34,376	

QUALITY

	Quantity	Base Number	Contract	AT	Region	England
% of FP17s for the same patient ID Re-attending within 3 months - Children	70	1,036	6.8%	9.4%	11.6%	12.0%
% of FP17s for the same patient ID Re-attending within 3 months - Adults	309	2,805	11.0%	14.2%	15.9%	16.0%
% of FP17s for the same patient ID Re-attending between 3 & 9 months - Children	634	1,036	61.2%	62.0%	60.4%	58.0%
% of FP17s for the same patient ID Re-attending between 3 & 9 months - Adults	1,406	2,805	50.1%	52.8%	52.3%	50.9%
% of FP17s for Band 1 Urgent Courses	211	3,628	5.8%	8.0%	9.5%	9.1%
% of FP17s Relating to Free Repair or Replacements	63	3,628	1.7%	0.9%	0.7%	0.8%
% of FP17s Relating to Continuations	38	3,628	1.0%	1.3%	1.0%	1.1%
% of Patients satisfied with the dentistry they have received	24	26	92.3%	92.5%	91.9%	91.7%
% of Patients satisfied with the time they had to wait for an appointment	24	26	92.3%	88.4%	88.0%	88.0%

* This is based on patients treated on this contract for their most recent course of treatment. Figures in italics indicate the base number of FP17s or Patient Questionnaire responses are less than 100. N/A is shown where the base number of responses is less than 10 during the period. % is calculated as Quantity/Base number*100

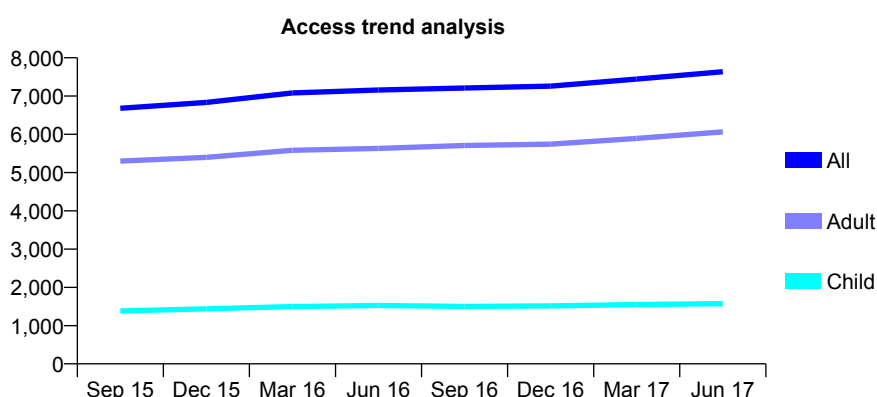
Q65 - Vital Signs At a Glance Contract Report for 101362/0046 - June 2017

Name or company name	Rodericks Dental Limited
Contract type name	GDS Contract
Purpose of contract	General
Contract start date	01/02/2012
Contract end date	

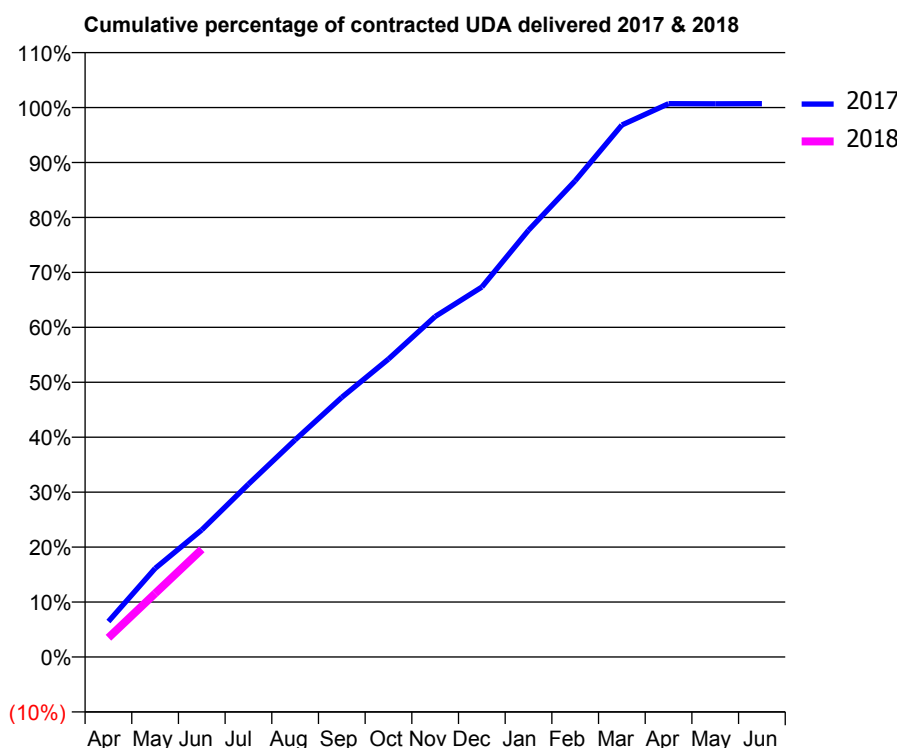
17/18 Contracted general activity (UDA)	20,083
Carry forward general activity (UDA)	0
17/18 Contracted orthodontic activity (UOA)	0
Carry forward orthodontic activity (UOA)	0
Baseline contract value	£498,830.01

ACCESS*

Patients seen in 24 months	Total	Change since previous quarter
Quarter ending June 2016	7,158	
Quarter ending September 2016	7,210	→
Quarter ending December 2016	7,258	→
Quarter ending March 2017	7,444	↑
Quarter ending June 2017	7,637	↑
Variance since June 2016	6.7%	↑



ACTIVITY



Adjusted Scheduled Activity (UDA)		
Month	2017	2018
April	1,300	706
May	3,239	2,322
June	4,645	3,934
July	6,318	
August	7,937	
September	9,489	
October	10,892	
November	12,444	
December	13,523	
January	15,598	
February	17,405	
March	19,443	
April	20,221	
May	20,217	
June	20,223	

QUALITY

	Quantity	Base Number	Contract	AT	Region	England
% of FP17s for the same patient ID Re-attending within 3 months - Children	47	504	9.3%	9.4%	11.6%	12.0%
% of FP17s for the same patient ID Re-attending within 3 months - Adults	216	1,662	13.0%	14.2%	15.9%	16.0%
% of FP17s for the same patient ID Re-attending between 3 & 9 months - Children	248	504	49.2%	62.0%	60.4%	58.0%
% of FP17s for the same patient ID Re-attending between 3 & 9 months - Adults	675	1,662	40.6%	52.8%	52.3%	50.9%
% of FP17s for Band 1 Urgent Courses	233	1,818	12.8%	8.0%	9.5%	9.1%
% of FP17s Relating to Free Repair or Replacements	18	1,818	1.0%	0.9%	0.7%	0.8%
% of FP17s Relating to Continuations	13	1,818	0.7%	1.3%	1.0%	1.1%
% of Patients satisfied with the dentistry they have received	18	18	100.0%	92.5%	91.9%	91.7%
% of Patients satisfied with the time they had to wait for an appointment	15	18	83.3%	88.4%	88.0%	88.0%

* This is based on patients treated on this contract for their most recent course of treatment. Figures in italics indicate the base number of FP17s or Patient Questionnaire responses are less than 100. N/A is shown where the base number of responses is less than 10 during the period. % is calculated as Quantity/Base number*100

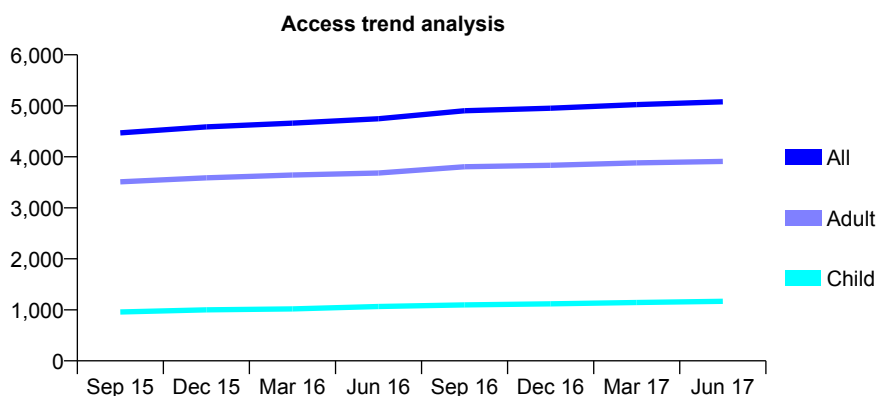
Q65 - Vital Signs At a Glance Contract Report for 101362/0047 - June 2017

Name or company name	Rodericks Dental Limited
Contract type name	GDS Contract
Purpose of contract	General
Contract start date	01/02/2012
Contract end date	

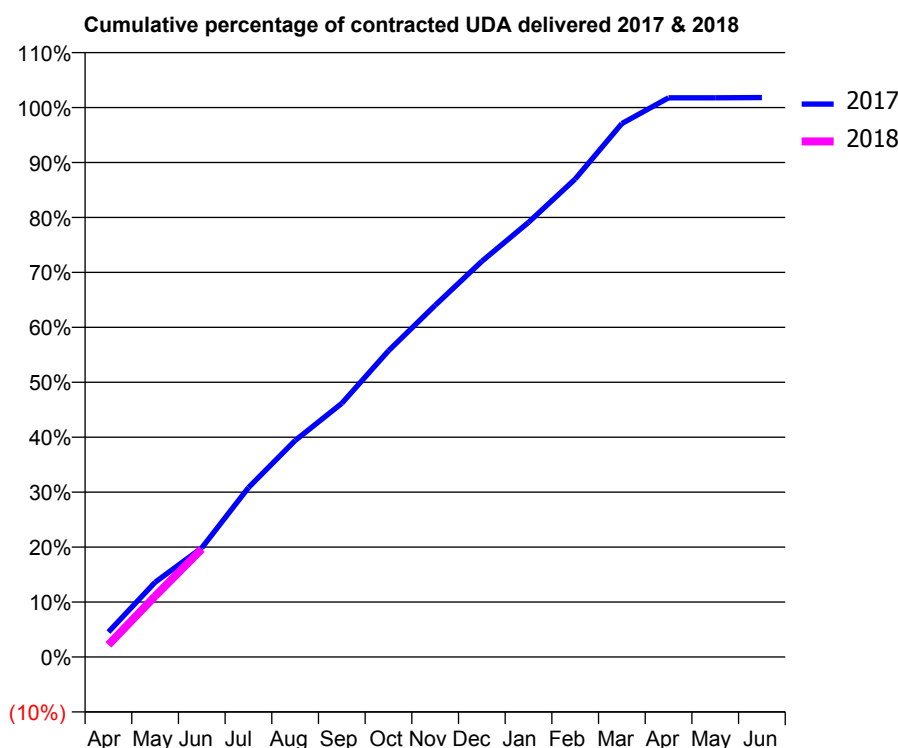
17/18 Contracted general activity (UDA)	13,456
Carry forward general activity (UDA)	0
17/18 Contracted orthodontic activity (UOA)	0
Carry forward orthodontic activity (UOA)	0
Baseline contract value	£401,116.16

ACCESS*

Patients seen in 24 months	Total	Change since previous quarter
Quarter ending June 2016	4,747	
Quarter ending September 2016	4,902	↑
Quarter ending December 2016	4,953	→
Quarter ending March 2017	5,024	→
Quarter ending June 2017	5,078	→
Variance since June 2016	7.0%	↑



ACTIVITY



Adjusted Scheduled Activity (UDA)		
Month	2017	2018
April	613	300
May	1,829	1,492
June	2,672	2,643
July	4,149	
August	5,300	
September	6,212	
October	7,498	
November	8,612	
December	9,689	
January	10,643	
February	11,704	
March	13,063	
April	13,695	
May	13,695	
June	13,699	

QUALITY

	Quantity	Base Number	Contract	AT	Region	England
% of FP17s for the same patient ID Re-attending within 3 months - Children	30	459	6.5%	9.4%	11.6%	12.0%
% of FP17s for the same patient ID Re-attending within 3 months - Adults	185	1,393	13.3%	14.2%	15.9%	16.0%
% of FP17s for the same patient ID Re-attending between 3 & 9 months - Children	300	459	65.4%	62.0%	60.4%	58.0%
% of FP17s for the same patient ID Re-attending between 3 & 9 months - Adults	530	1,393	38.0%	52.8%	52.3%	50.9%
% of FP17s for Band 1 Urgent Courses	86	1,355	6.3%	8.0%	9.5%	9.1%
% of FP17s Relating to Free Repair or Replacements	22	1,355	1.6%	0.9%	0.7%	0.8%
% of FP17s Relating to Continuations	28	1,355	2.1%	1.3%	1.0%	1.1%
% of Patients satisfied with the dentistry they have received	14	14	100.0%	92.5%	91.9%	91.7%
% of Patients satisfied with the time they had to wait for an appointment	14	14	100.0%	88.4%	88.0%	88.0%

* This is based on patients treated on this contract for their most recent course of treatment. Figures in italics indicate the base number of FP17s or Patient Questionnaire responses are less than 100. N/A is shown where the base number of responses is less than 10 during the period. % is calculated as Quantity/Base number*100

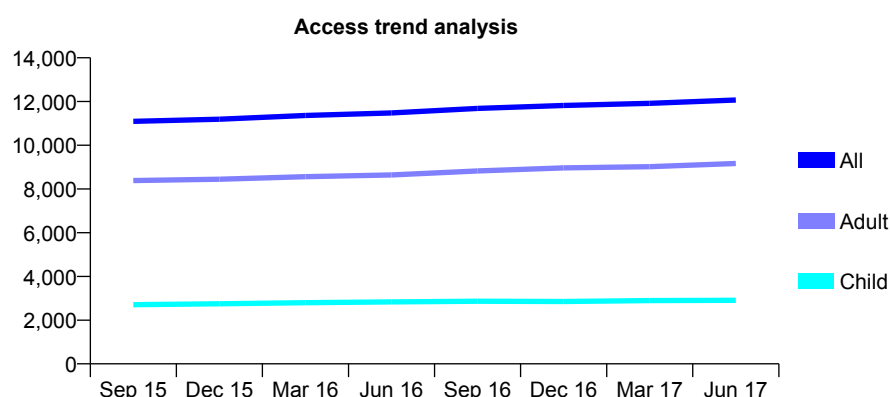
Q65 - Vital Signs At a Glance Contract Report for 101362/0048 - June 2017

Name or company name	Rodericks Dental Limited
Contract type name	GDS Contract
Purpose of contract	General
Contract start date	01/02/2012
Contract end date	

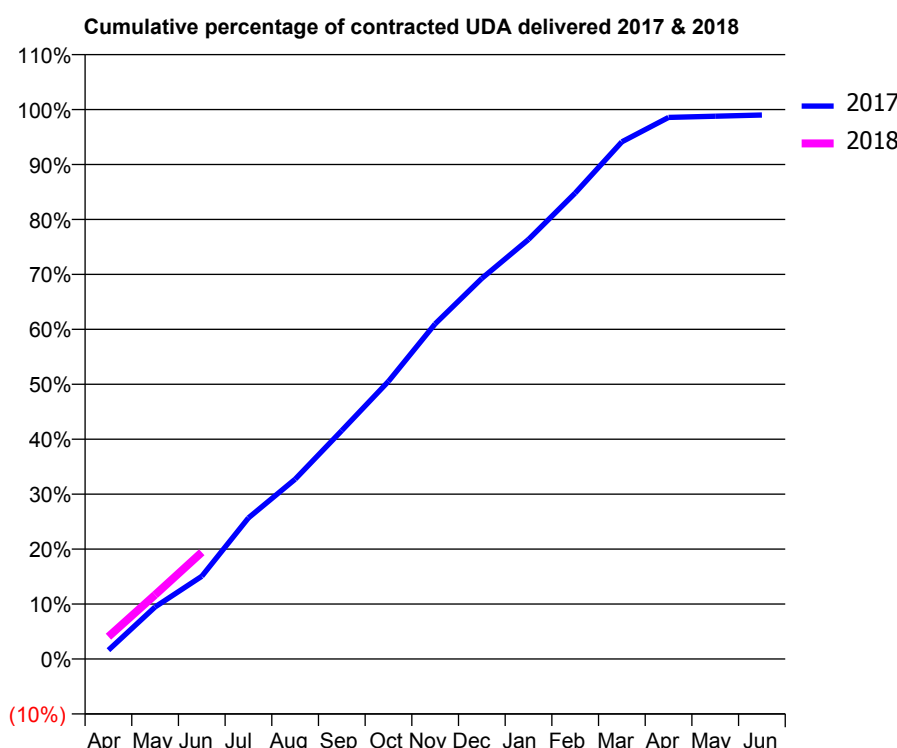
17/18 Contracted general activity (UDA)	36,000
Carry forward general activity (UDA)	0
17/18 Contracted orthodontic activity (UOA)	0
Carry forward orthodontic activity (UOA)	0
Baseline contract value	£812,674.92

ACCESS*

Patients seen in 24 months	Total	Change since previous quarter
Quarter ending June 2016	11,479	
Quarter ending September 2016	11,687	→
Quarter ending December 2016	11,819	→
Quarter ending March 2017	11,914	→
Quarter ending June 2017	12,072	→
Variance since June 2016	5.2%	↑



ACTIVITY



Adjusted Scheduled Activity (UDA)		
Month	2017	2018
April	578	1,459
May	3,412	4,207
June	5,418	6,995
July	9,248	
August	11,779	
September	14,974	
October	18,197	
November	21,954	
December	24,934	
January	27,485	
February	30,532	
March	33,885	
April	35,485	
May	35,562	
June	35,636	

QUALITY

	Quantity	Base Number	Contract	AT	Region	England
% of FP17s for the same patient ID Re-attending within 3 months - Children	53	936	5.7%	9.4%	11.6%	12.0%
% of FP17s for the same patient ID Re-attending within 3 months - Adults	308	2,507	12.3%	14.2%	15.9%	16.0%
% of FP17s for the same patient ID Re-attending between 3 & 9 months - Children	555	936	59.3%	62.0%	60.4%	58.0%
% of FP17s for the same patient ID Re-attending between 3 & 9 months - Adults	1,117	2,507	44.6%	52.8%	52.3%	50.9%
% of FP17s for Band 1 Urgent Courses	246	2,843	8.7%	8.0%	9.5%	9.1%
% of FP17s Relating to Free Repair or Replacements	31	2,843	1.1%	0.9%	0.7%	0.8%
% of FP17s Relating to Continuations	23	2,843	0.8%	1.3%	1.0%	1.1%
% of Patients satisfied with the dentistry they have received	28	32	87.5%	92.5%	91.9%	91.7%
% of Patients satisfied with the time they had to wait for an appointment	28	32	87.5%	88.4%	88.0%	88.0%

* This is based on patients treated on this contract for their most recent course of treatment. Figures in italics indicate the base number of FP17s or Patient Questionnaire responses are less than 100. N/A is shown where the base number of responses is less than 10 during the period. % is calculated as Quantity/Base number*100

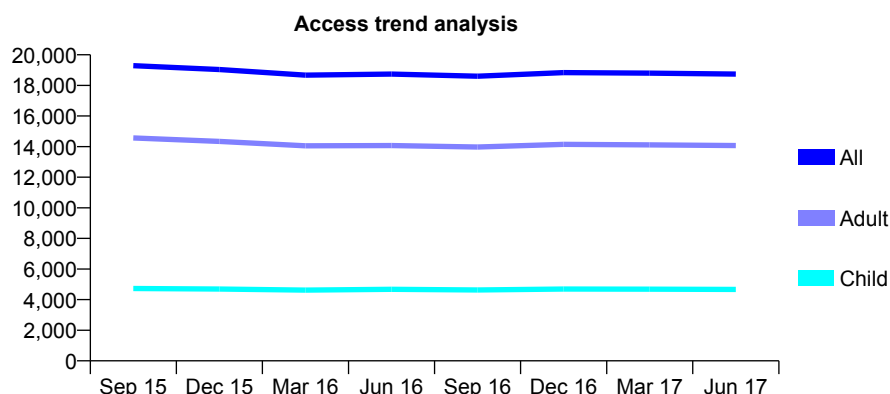
Q65 - Vital Signs At a Glance Contract Report for 101370/0030 - June 2017

Name or company name	Petrie Tucker and Partners Ltd
Contract type name	GDS Contract
Purpose of contract	General
Contract start date	01/04/2006
Contract end date	

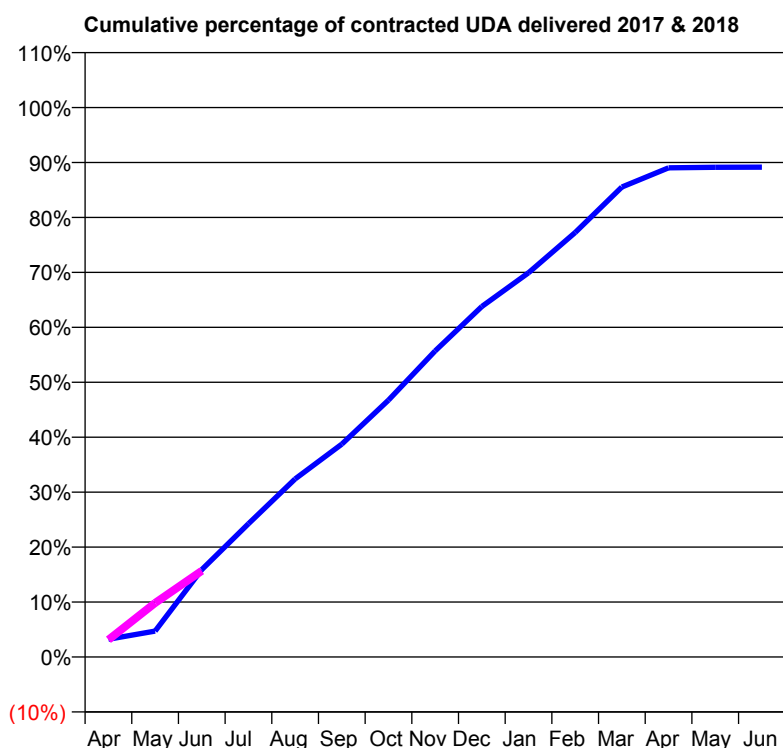
17/18 Contracted general activity (UDA)	61,735
Carry forward general activity (UDA)	0
17/18 Contracted orthodontic activity (UOA)	0
Carry forward orthodontic activity (UOA)	0
Baseline contract value	£1,324,567.02

ACCESS*

Patients seen in 24 months	Total	Change since previous quarter
Quarter ending June 2016	18,743	
Quarter ending September 2016	18,604	→
Quarter ending December 2016	18,835	→
Quarter ending March 2017	18,801	→
Quarter ending June 2017	18,737	→
Variance since June 2016	(0.0%)	→



ACTIVITY



Adjusted Scheduled Activity (UDA)		
Month	2017	2018
April	2,002	1,944
May	2,920	6,074
June	9,815	9,680
July	14,971	
August	20,013	
September	23,919	
October	28,864	
November	34,386	
December	39,380	
January	43,170	
February	47,692	
March	52,801	
April	54,955	
May	55,025	
June	55,040	

QUALITY

	Quantity	Base Number	Contract	AT	Region	England
% of FP17s for the same patient ID Re-attending within 3 months - Children	106	1,594	6.6%	9.4%	11.6%	12.0%
% of FP17s for the same patient ID Re-attending within 3 months - Adults	529	4,479	11.8%	14.2%	15.9%	16.0%
% of FP17s for the same patient ID Re-attending between 3 & 9 months - Children	1,033	1,594	64.8%	62.0%	60.4%	58.0%
% of FP17s for the same patient ID Re-attending between 3 & 9 months - Adults	2,749	4,479	61.4%	52.8%	52.3%	50.9%
% of FP17s for Band 1 Urgent Courses	265	5,021	5.3%	8.0%	9.5%	9.1%
% of FP17s Relating to Free Repair or Replacements	32	5,021	0.6%	0.9%	0.7%	0.8%
% of FP17s Relating to Continuations	86	5,021	1.7%	1.3%	1.0%	1.1%
% of Patients satisfied with the dentistry they have received	21	26	80.8%	92.5%	91.9%	91.7%
% of Patients satisfied with the time they had to wait for an appointment	22	26	84.6%	88.4%	88.0%	88.0%

* This is based on patients treated on this contract for their most recent course of treatment. Figures in italics indicate the base number of FP17s or Patient Questionnaire responses are less than 100. N/A is shown where the base number of responses is less than 10 during the period. % is calculated as Quantity/Base number*100

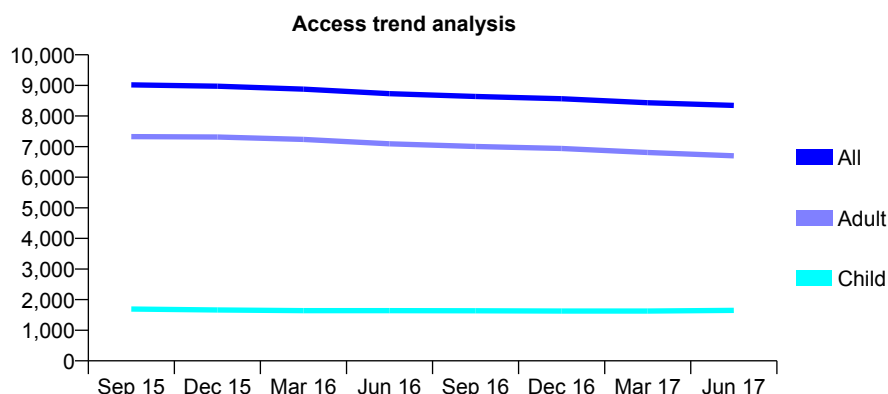
Q65 - Vital Signs At a Glance Contract Report for 101370/0031 - June 2017

Name or company name	Petrie Tucker and Partners Ltd
Contract type name	GDS Contract
Purpose of contract	General
Contract start date	01/04/2006
Contract end date	

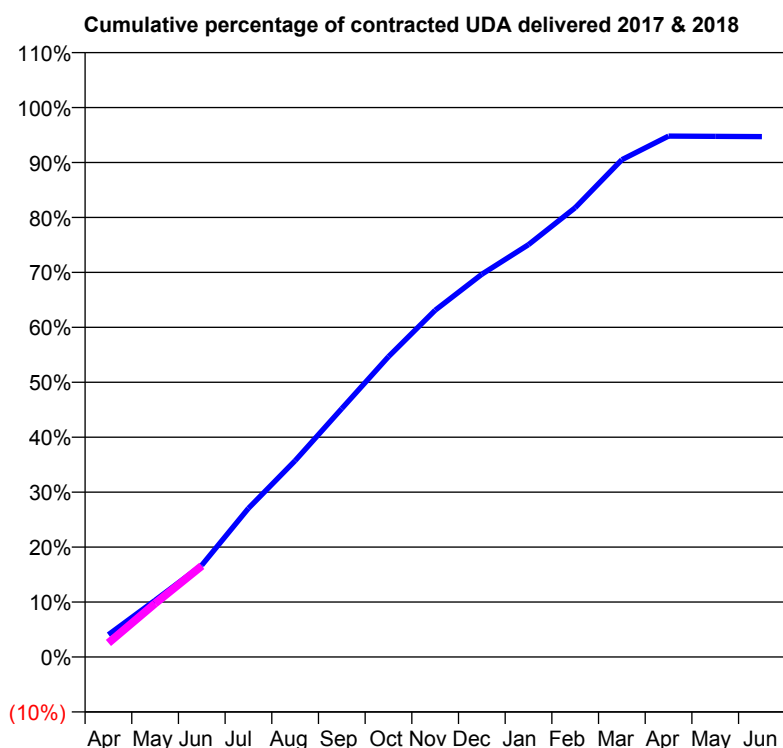
17/18 Contracted general activity (UDA)	29,000
Carry forward general activity (UDA)	0
17/18 Contracted orthodontic activity (UOA)	0
Carry forward orthodontic activity (UOA)	0
Baseline contract value	£609,128.28

ACCESS*

Patients seen in 24 months	Total	Change since previous quarter
Quarter ending June 2016	8,731	
Quarter ending September 2016	8,639	↓
Quarter ending December 2016	8,566	→
Quarter ending March 2017	8,435	↓
Quarter ending June 2017	8,347	↓
Variance since June 2016	(4.4%)	↓



ACTIVITY



Adjusted Scheduled Activity (UDA)		
Month	2017	2018
April	1,181	745
May	2,995	2,822
June	4,845	4,810
July	7,851	
August	10,361	
September	13,117	
October	15,854	
November	18,302	
December	20,204	
January	21,760	
February	23,710	
March	26,244	
April	27,494	
May	27,476	
June	27,467	

QUALITY

	Quantity	Base Number	Contract	AT	Region	England
% of FP17s for the same patient ID Re-attending within 3 months - Children	45	516	8.7%	9.4%	11.6%	12.0%
% of FP17s for the same patient ID Re-attending within 3 months - Adults	173	1,840	9.4%	14.2%	15.9%	16.0%
% of FP17s for the same patient ID Re-attending between 3 & 9 months - Children	243	516	47.1%	62.0%	60.4%	58.0%
% of FP17s for the same patient ID Re-attending between 3 & 9 months - Adults	859	1,840	46.7%	52.8%	52.3%	50.9%
% of FP17s for Band 1 Urgent Courses	86	1,970	4.4%	8.0%	9.5%	9.1%
% of FP17s Relating to Free Repair or Replacements	6	1,970	0.3%	0.9%	0.7%	0.8%
% of FP17s Relating to Continuations	49	1,970	2.5%	1.3%	1.0%	1.1%
% of Patients satisfied with the dentistry they have received	14	14	100.0%	92.5%	91.9%	91.7%
% of Patients satisfied with the time they had to wait for an appointment	12	14	85.7%	88.4%	88.0%	88.0%

* This is based on patients treated on this contract for their most recent course of treatment. Figures in italics indicate the base number of FP17s or Patient Questionnaire responses are less than 100. N/A is shown where the base number of responses is less than 10 during the period. % is calculated as Quantity/Base number*100

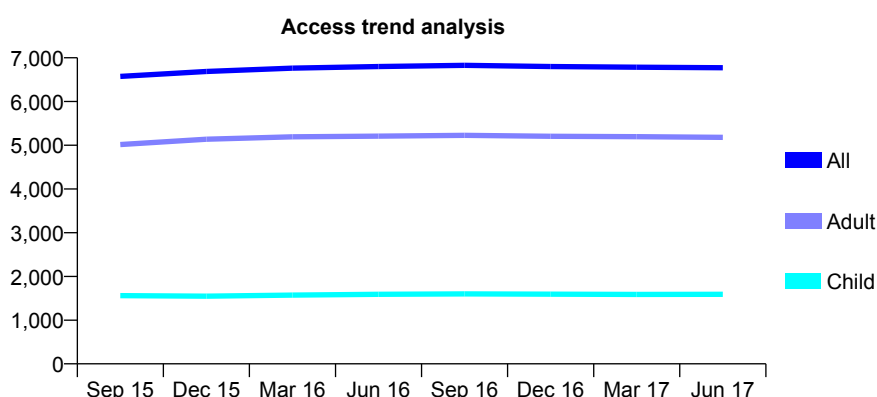
Q65 - Vital Signs At a Glance Contract Report for 101370/0041 - June 2017

Name or company name	Petrie Tucker and Partners Ltd
Contract type name	GDS Contract
Purpose of contract	General
Contract start date	01/04/2006
Contract end date	

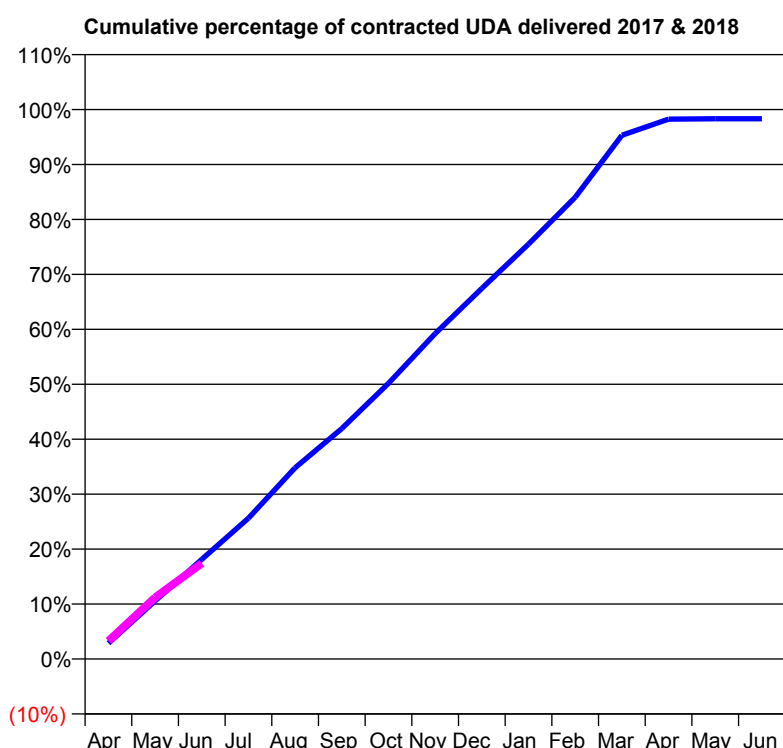
17/18 Contracted general activity (UDA)	18,250
Carry forward general activity (UDA)	0
17/18 Contracted orthodontic activity (UOA)	0
Carry forward orthodontic activity (UOA)	0
Baseline contract value	£406,724.34

ACCESS*

Patients seen in 24 months	Total	Change since previous quarter
Quarter ending June 2016	6,799	
Quarter ending September 2016	6,827	→
Quarter ending December 2016	6,800	→
Quarter ending March 2017	6,785	→
Quarter ending June 2017	6,772	→
Variance since June 2016	(0.4%)	→



ACTIVITY



Adjusted Scheduled Activity (UDA)		
Month	2017	2018
April	523	599
May	1,930	2,044
June	3,310	3,181
July	4,677	
August	6,352	
September	7,657	
October	9,157	
November	10,807	
December	12,312	
January	13,779	
February	15,335	
March	17,392	
April	17,930	
May	17,942	
June	17,942	

QUALITY

	Quantity	Base Number	Contract	AT	Region	England
% of FP17s for the same patient ID Re-attending within 3 months - Children	44	587	7.5%	9.4%	11.6%	12.0%
% of FP17s for the same patient ID Re-attending within 3 months - Adults	186	1,432	13.0%	14.2%	15.9%	16.0%
% of FP17s for the same patient ID Re-attending between 3 & 9 months - Children	308	587	52.5%	62.0%	60.4%	58.0%
% of FP17s for the same patient ID Re-attending between 3 & 9 months - Adults	671	1,432	46.9%	52.8%	52.3%	50.9%
% of FP17s for Band 1 Urgent Courses	105	1,640	6.4%	8.0%	9.5%	9.1%
% of FP17s Relating to Free Repair or Replacements	16	1,640	1.0%	0.9%	0.7%	0.8%
% of FP17s Relating to Continuations	22	1,640	1.3%	1.3%	1.0%	1.1%
% of Patients satisfied with the dentistry they have received	13	16	81.3%	92.5%	91.9%	91.7%
% of Patients satisfied with the time they had to wait for an appointment	14	16	87.5%	88.4%	88.0%	88.0%

* This is based on patients treated on this contract for their most recent course of treatment. Figures in italics indicate the base number of FP17s or Patient Questionnaire responses are less than 100. N/A is shown where the base number of responses is less than 10 during the period. % is calculated as Quantity/Base number*100

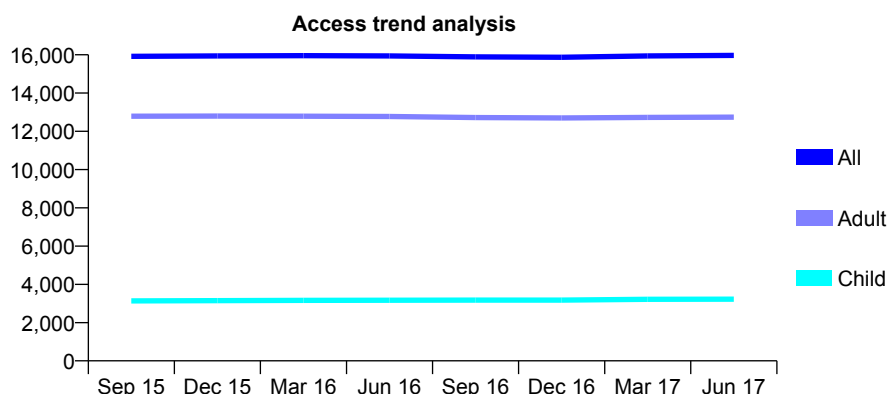
Q65 - Vital Signs At a Glance Contract Report for 101370/0050 - June 2017

Name or company name	Petrie Tucker and Partners Ltd
Contract type name	GDS Contract
Purpose of contract	General
Contract start date	01/04/2006
Contract end date	

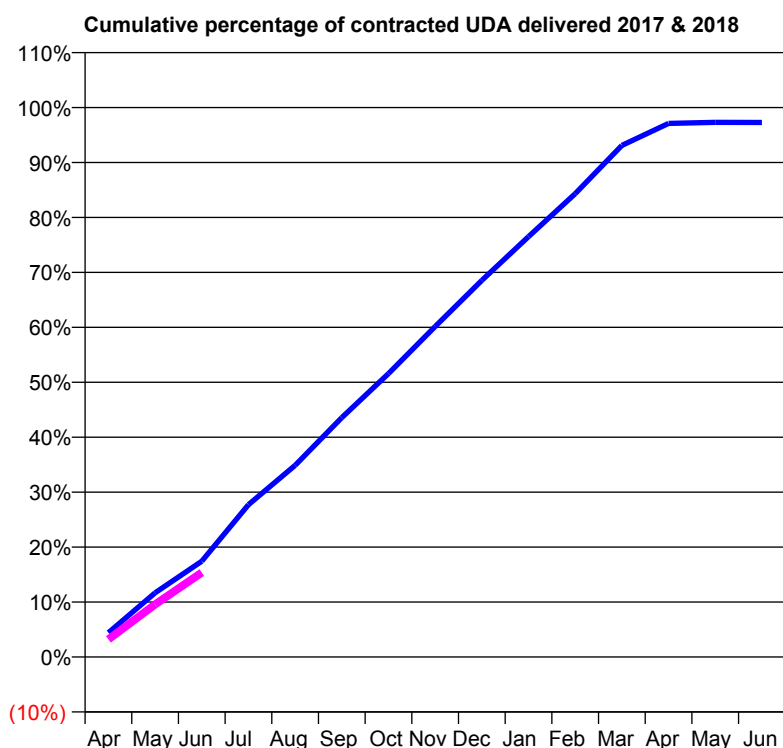
17/18 Contracted general activity (UDA)	53,726
Carry forward general activity (UDA)	0
17/18 Contracted orthodontic activity (UOA)	0
Carry forward orthodontic activity (UOA)	0
Baseline contract value	£1,152,534.83

ACCESS*

Patients seen in 24 months	Total	Change since previous quarter
Quarter ending June 2016	15,943	
Quarter ending September 2016	15,894	→
Quarter ending December 2016	15,872	→
Quarter ending March 2017	15,942	→
Quarter ending June 2017	15,966	→
Variance since June 2016	0.1%	→



ACTIVITY



Adjusted Scheduled Activity (UDA)		
Month	2017	2018
April	2,074	1,731
May	5,460	5,148
June	8,143	8,260
July	12,956	
August	16,299	
September	20,358	
October	24,106	
November	28,108	
December	32,027	
January	35,743	
February	39,402	
March	43,500	
April	45,369	
May	45,462	
June	45,450	

QUALITY

	Quantity	Base Number	Contract	AT	Region	England
% of FP17s for the same patient ID Re-attending within 3 months - Children	70	1,164	6.0%	9.4%	11.6%	12.0%
% of FP17s for the same patient ID Re-attending within 3 months - Adults	384	3,768	10.2%	14.2%	15.9%	16.0%
% of FP17s for the same patient ID Re-attending between 3 & 9 months - Children	787	1,164	67.6%	62.0%	60.4%	58.0%
% of FP17s for the same patient ID Re-attending between 3 & 9 months - Adults	2,343	3,768	62.2%	52.8%	52.3%	50.9%
% of FP17s for Band 1 Urgent Courses	191	4,109	4.6%	8.0%	9.5%	9.1%
% of FP17s Relating to Free Repair or Replacements	11	4,109	0.3%	0.9%	0.7%	0.8%
% of FP17s Relating to Continuations	68	4,109	1.7%	1.3%	1.0%	1.1%
% of Patients satisfied with the dentistry they have received	19	22	86.4%	92.5%	91.9%	91.7%
% of Patients satisfied with the time they had to wait for an appointment	22	22	100.0%	88.4%	88.0%	88.0%

* This is based on patients treated on this contract for their most recent course of treatment. Figures in italics indicate the base number of FP17s or Patient Questionnaire responses are less than 100. N/A is shown where the base number of responses is less than 10 during the period. % is calculated as Quantity/Base number*100

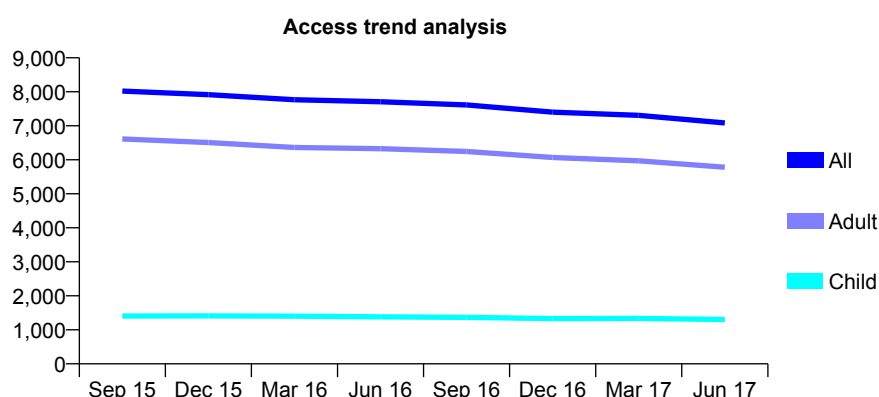
Q65 - Vital Signs At a Glance Contract Report for 101370/0055 - June 2017

Name or company name	Petrie Tucker and Partners Ltd
Contract type name	GDS Contract
Purpose of contract	General
Contract start date	01/04/2006
Contract end date	

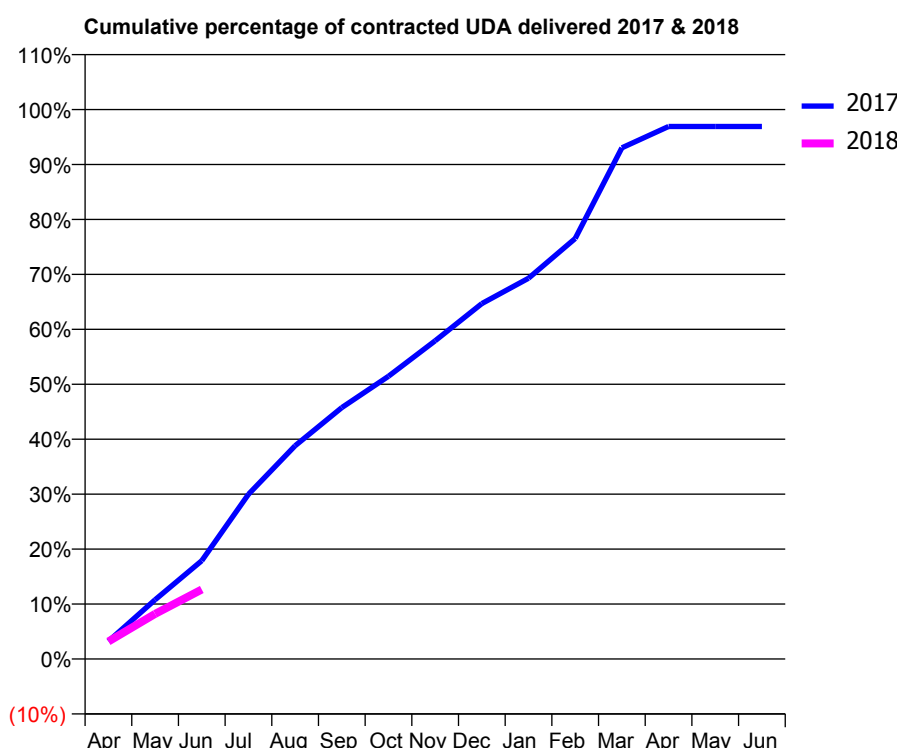
17/18 Contracted general activity (UDA)	25,485
Carry forward general activity (UDA)	0
17/18 Contracted orthodontic activity (UOA)	0
Carry forward orthodontic activity (UOA)	0
Baseline contract value	£573,218.63

ACCESS*

Patients seen in 24 months	Total	Change since previous quarter
Quarter ending June 2016	7,709	
Quarter ending September 2016	7,614	↓
Quarter ending December 2016	7,401	↓
Quarter ending March 2017	7,307	↓
Quarter ending June 2017	7,086	↓
Variance since June 2016	(8.1%)	↓



ACTIVITY



Adjusted Scheduled Activity (UDA)		
Month	2017	2018
April	776	814
May	2,584	2,092
June	4,281	3,223
July	7,174	
August	9,291	
September	10,953	
October	12,314	
November	13,859	
December	15,481	
January	16,587	
February	18,315	
March	22,264	
April	23,194	
May	23,194	
June	23,194	

QUALITY

	Quantity	Base Number	Contract	AT	Region	England
% of FP17s for the same patient ID Re-attending within 3 months - Children	15	325	4.6%	9.4%	11.6%	12.0%
% of FP17s for the same patient ID Re-attending within 3 months - Adults	176	1,247	14.1%	14.2%	15.9%	16.0%
% of FP17s for the same patient ID Re-attending between 3 & 9 months - Children	167	325	51.4%	62.0%	60.4%	58.0%
% of FP17s for the same patient ID Re-attending between 3 & 9 months - Adults	567	1,247	45.5%	52.8%	52.3%	50.9%
% of FP17s for Band 1 Urgent Courses	122	1,228	9.9%	8.0%	9.5%	9.1%
% of FP17s Relating to Free Repair or Replacements	13	1,228	1.1%	0.9%	0.7%	0.8%
% of FP17s Relating to Continuations	13	1,228	1.1%	1.3%	1.0%	1.1%
% of Patients satisfied with the dentistry they have received	15	16	93.8%	92.5%	91.9%	91.7%
% of Patients satisfied with the time they had to wait for an appointment	14	16	87.5%	88.4%	88.0%	88.0%

* This is based on patients treated on this contract for their most recent course of treatment. Figures in italics indicate the base number of FP17s or Patient Questionnaire responses are less than 100. N/A is shown where the base number of responses is less than 10 during the period. % is calculated as Quantity/Base number*100

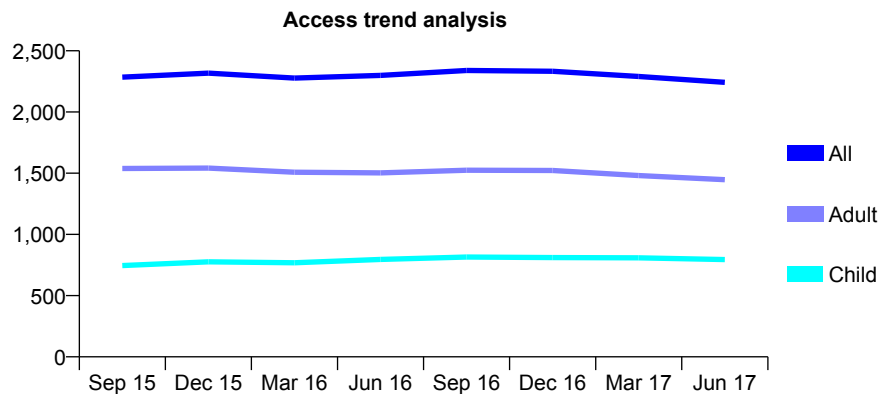
Q65 - Vital Signs At a Glance Contract Report for 101370/0070 - June 2017

Name or company name	Whitecross Dental Care Limited
Contract type name	GDS Contract
Purpose of contract	General
Contract start date	01/07/2006
Contract end date	

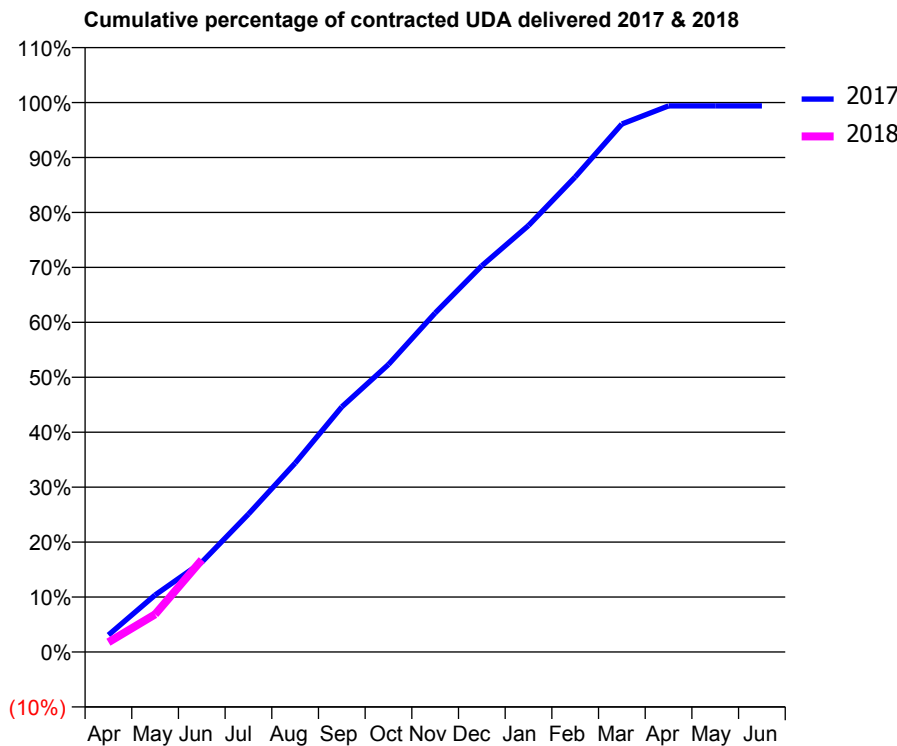
17/18 Contracted general activity (UDA)	6,673
Carry forward general activity (UDA)	0
17/18 Contracted orthodontic activity (UOA)	0
Carry forward orthodontic activity (UOA)	0
Baseline contract value	£171,922.83

ACCESS*

Patients seen in 24 months	Total	Change since previous quarter
Quarter ending June 2016	2,299	
Quarter ending September 2016	2,339	→
Quarter ending December 2016	2,333	→
Quarter ending March 2017	2,290	↓
Quarter ending June 2017	2,242	↓
Variance since June 2016	(2.5%)	↓



ACTIVITY



Adjusted Scheduled Activity (UDA)		
Month	2017	2018
April	207	118
May	692	457
June	1,091	1,120
July	1,675	
August	2,294	
September	2,977	
October	3,493	
November	4,117	
December	4,690	
January	5,179	
February	5,769	
March	6,412	
April	6,632	
May	6,632	
June	6,632	

QUALITY

	Quantity	Base Number	Contract	AT	Region	England
% of FP17s for the same patient ID Re-attending within 3 months - Children	23	215	10.7%	9.4%	11.6%	12.0%
% of FP17s for the same patient ID Re-attending within 3 months - Adults	42	370	11.4%	14.2%	15.9%	16.0%
% of FP17s for the same patient ID Re-attending between 3 & 9 months - Children	131	215	60.9%	62.0%	60.4%	58.0%
% of FP17s for the same patient ID Re-attending between 3 & 9 months - Adults	193	370	52.2%	52.8%	52.3%	50.9%
% of FP17s for Band 1 Urgent Courses	13	471	2.8%	8.0%	9.5%	9.1%
% of FP17s Relating to Free Repair or Replacements	0	471	0.0%	0.9%	0.7%	0.8%
% of FP17s Relating to Continuations	11	471	2.3%	1.3%	1.0%	1.1%
% of Patients satisfied with the dentistry they have received	8	9	N/A	92.5%	91.9%	91.7%
% of Patients satisfied with the time they had to wait for an appointment	9	9	N/A	88.4%	88.0%	88.0%

* This is based on patients treated on this contract for their most recent course of treatment. Figures in italics indicate the base number of FP17s or Patient Questionnaire responses are less than 100. N/A is shown where the base number of responses is less than 10 during the period. % is calculated as Quantity/Base number*100

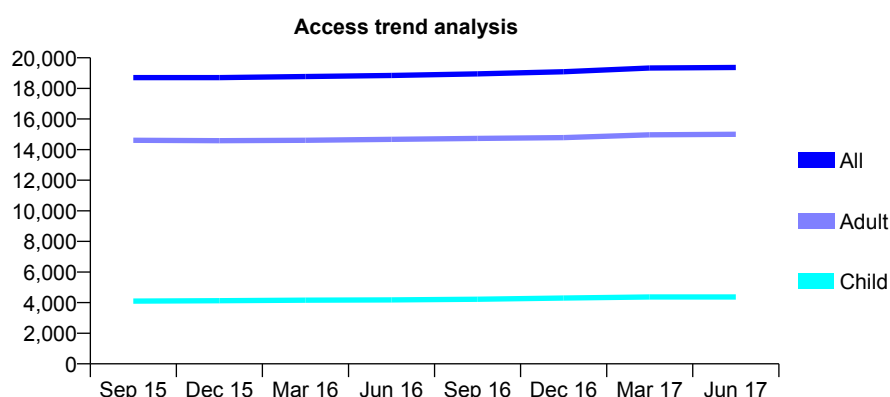
Q65 - Vital Signs At a Glance Contract Report for 101435/0006 - June 2017

Name or company name	IDH Limited
Contract type name	GDS Contract
Purpose of contract	General
Contract start date	01/04/2006
Contract end date	

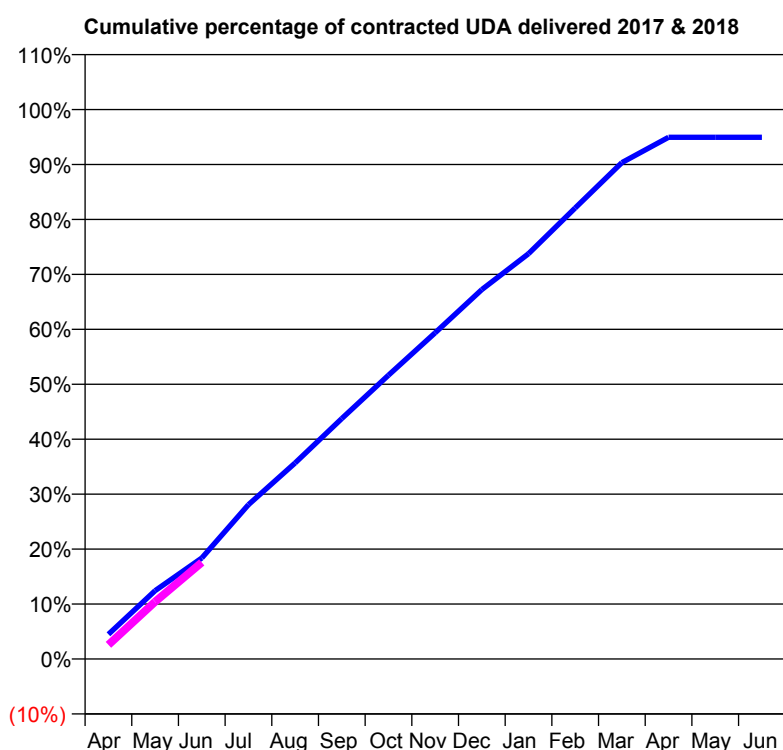
17/18 Contracted general activity (UDA)	55,223
Carry forward general activity (UDA)	0
17/18 Contracted orthodontic activity (UOA)	0
Carry forward orthodontic activity (UOA)	0
Baseline contract value	£1,199,225.36

ACCESS*

Patients seen in 24 months	Total	Change since previous quarter
Quarter ending June 2016	18,846	
Quarter ending September 2016	18,952	→
Quarter ending December 2016	19,085	→
Quarter ending March 2017	19,337	→
Quarter ending June 2017	19,368	→
Variance since June 2016	2.8%	↑



ACTIVITY



Adjusted Scheduled Activity (UDA)		
Month	2017	2018
April	2,489	1,429
May	6,867	5,749
June	10,152	9,716
July	15,517	
August	19,703	
September	24,166	
October	28,525	
November	32,791	
December	37,126	
January	40,734	
February	45,333	
March	49,885	
April	52,428	
May	52,435	
June	52,427	

QUALITY

	Quantity	Base Number	Contract	AT	Region	England
% of FP17s for the same patient ID Re-attending within 3 months - Children	69	1,328	5.2%	9.4%	11.6%	12.0%
% of FP17s for the same patient ID Re-attending within 3 months - Adults	397	4,215	9.4%	14.2%	15.9%	16.0%
% of FP17s for the same patient ID Re-attending between 3 & 9 months - Children	656	1,328	49.4%	62.0%	60.4%	58.0%
% of FP17s for the same patient ID Re-attending between 3 & 9 months - Adults	2,014	4,215	47.8%	52.8%	52.3%	50.9%
% of FP17s for Band 1 Urgent Courses	193	4,546	4.2%	8.0%	9.5%	9.1%
% of FP17s Relating to Free Repair or Replacements	12	4,546	0.3%	0.9%	0.7%	0.8%
% of FP17s Relating to Continuations	80	4,546	1.8%	1.3%	1.0%	1.1%
% of Patients satisfied with the dentistry they have received	46	49	93.9%	92.5%	91.9%	91.7%
% of Patients satisfied with the time they had to wait for an appointment	48	49	98.0%	88.4%	88.0%	88.0%

* This is based on patients treated on this contract for their most recent course of treatment. Figures in italics indicate the base number of FP17s or Patient Questionnaire responses are less than 100. N/A is shown where the base number of responses is less than 10 during the period. % is calculated as Quantity/Base number*100

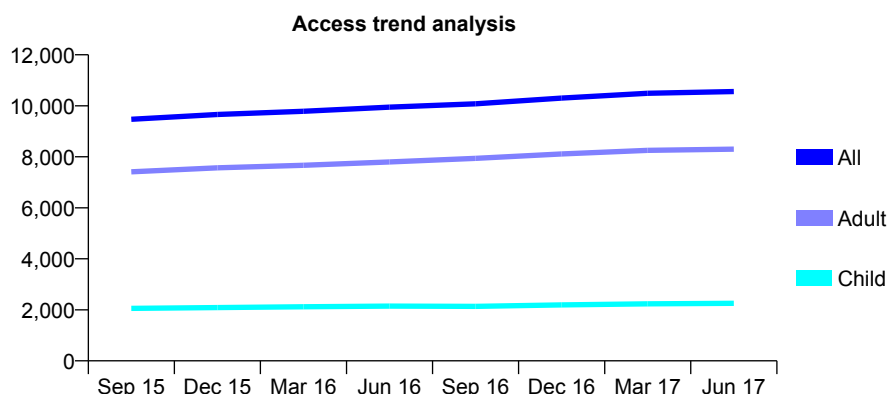
Q65 - Vital Signs At a Glance Contract Report for 101435/0007 - June 2017

Name or company name	IDH Limited
Contract type name	GDS Contract
Purpose of contract	General
Contract start date	01/04/2006
Contract end date	

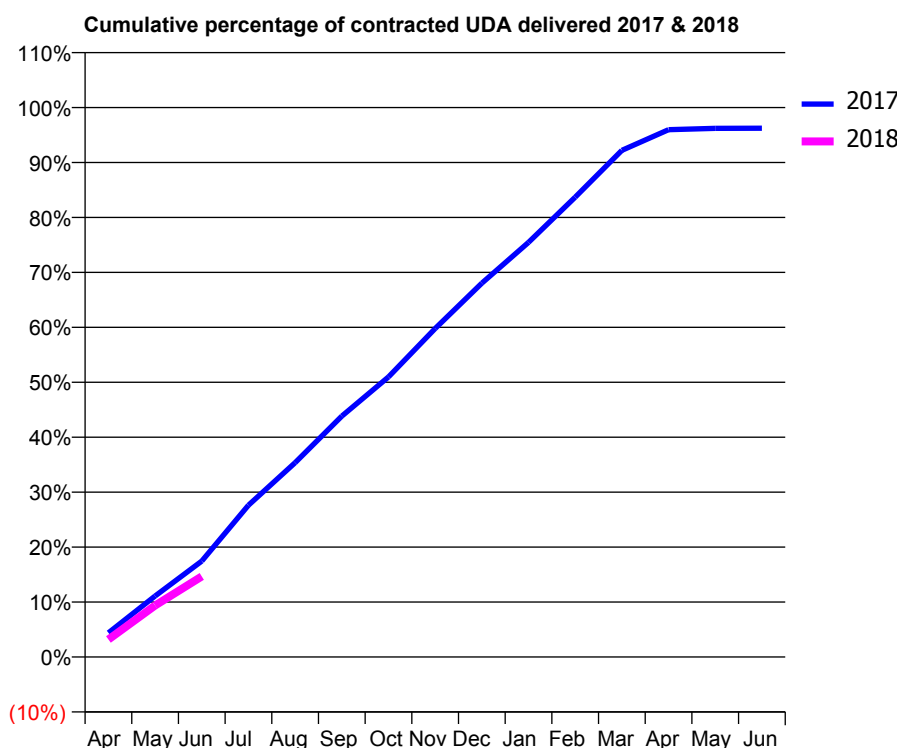
17/18 Contracted general activity (UDA)	33,493
Carry forward general activity (UDA)	0
17/18 Contracted orthodontic activity (UOA)	0
Carry forward orthodontic activity (UOA)	0
Baseline contract value	£755,602.75

ACCESS*

Patients seen in 24 months	Total	Change since previous quarter
Quarter ending June 2016	9,946	
Quarter ending September 2016	10,080	→
Quarter ending December 2016	10,304	↑
Quarter ending March 2017	10,489	→
Quarter ending June 2017	10,557	→
Variance since June 2016	6.1%	↑



ACTIVITY



Adjusted Scheduled Activity (UDA)		
Month	2017	2018
April	1,476	1,065
May	3,716	3,142
June	5,851	4,915
July	9,257	
August	11,844	
September	14,681	
October	17,074	
November	20,020	
December	22,785	
January	25,269	
February	28,032	
March	30,879	
April	32,143	
May	32,226	
June	32,227	

QUALITY

	Quantity	Base Number	Contract	AT	Region	England
% of FP17s for the same patient ID Re-attending within 3 months - Children	20	607	3.3%	9.4%	11.6%	12.0%
% of FP17s for the same patient ID Re-attending within 3 months - Adults	210	2,011	10.4%	14.2%	15.9%	16.0%
% of FP17s for the same patient ID Re-attending between 3 & 9 months - Children	321	607	52.9%	62.0%	60.4%	58.0%
% of FP17s for the same patient ID Re-attending between 3 & 9 months - Adults	914	2,011	45.5%	52.8%	52.3%	50.9%
% of FP17s for Band 1 Urgent Courses	205	2,113	9.7%	8.0%	9.5%	9.1%
% of FP17s Relating to Free Repair or Replacements	25	2,113	1.2%	0.9%	0.7%	0.8%
% of FP17s Relating to Continuations	23	2,113	1.1%	1.3%	1.0%	1.1%
% of Patients satisfied with the dentistry they have received	32	33	97.0%	92.5%	91.9%	91.7%
% of Patients satisfied with the time they had to wait for an appointment	29	33	87.9%	88.4%	88.0%	88.0%

* This is based on patients treated on this contract for their most recent course of treatment. Figures in italics indicate the base number of FP17s or Patient Questionnaire responses are less than 100. N/A is shown where the base number of responses is less than 10 during the period. % is calculated as Quantity/Base number*100

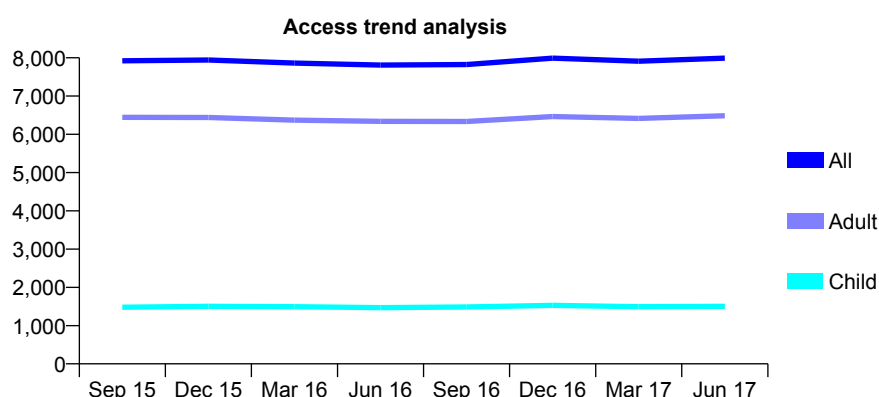
Q65 - Vital Signs At a Glance Contract Report for 101435/0012 - June 2017

Name or company name	IDH Limited
Contract type name	GDS Contract
Purpose of contract	General
Contract start date	01/04/2006
Contract end date	

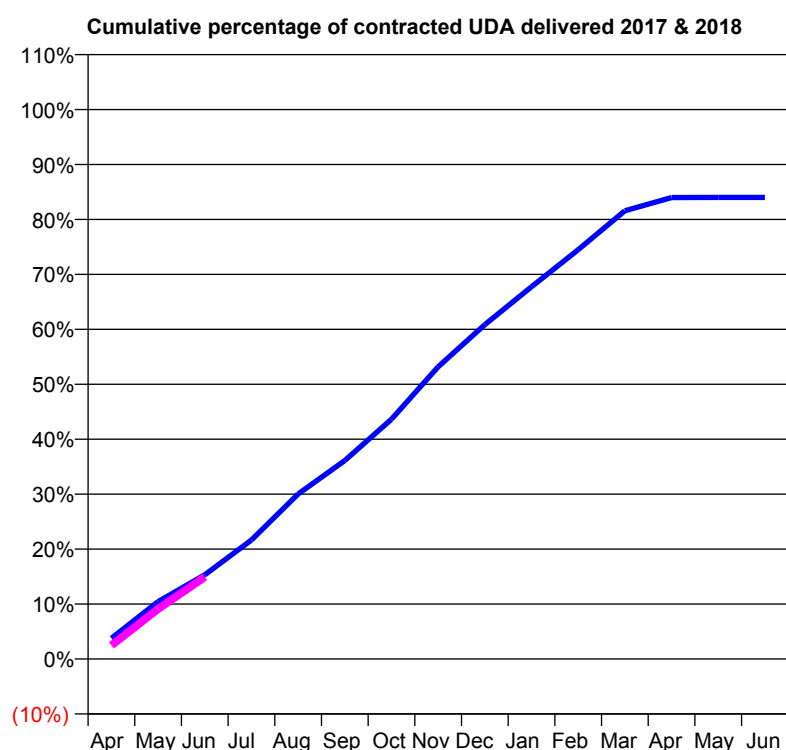
17/18 Contracted general activity (UDA)	24,882
Carry forward general activity (UDA)	0
17/18 Contracted orthodontic activity (UOA)	0
Carry forward orthodontic activity (UOA)	0
Baseline contract value	£468,184.97

ACCESS*

Patients seen in 24 months	Total	Change since previous quarter
Quarter ending June 2016	7,810	
Quarter ending September 2016	7,823	→
Quarter ending December 2016	7,992	↑
Quarter ending March 2017	7,910	↓
Quarter ending June 2017	7,990	→
Variance since June 2016	2.3%	↑



ACTIVITY



Adjusted Scheduled Activity (UDA)		
Month	2017	2018
April	870	616
May	2,404	2,268
June	3,523	3,718
July	4,983	
August	6,909	
September	8,307	
October	10,039	
November	12,230	
December	13,994	
January	15,583	
February	17,130	
March	18,765	
April	19,312	
May	19,319	
June	19,319	

QUALITY

	Quantity	Base Number	Contract	AT	Region	England
% of FP17s for the same patient ID Re-attending within 3 months - Children	19	498	3.8%	9.4%	11.6%	12.0%
% of FP17s for the same patient ID Re-attending within 3 months - Adults	153	1,950	7.8%	14.2%	15.9%	16.0%
% of FP17s for the same patient ID Re-attending between 3 & 9 months - Children	309	498	62.0%	62.0%	60.4%	58.0%
% of FP17s for the same patient ID Re-attending between 3 & 9 months - Adults	1,148	1,950	58.9%	52.8%	52.3%	50.9%
% of FP17s for Band 1 Urgent Courses	91	2,160	4.2%	8.0%	9.5%	9.1%
% of FP17s Relating to Free Repair or Replacements	6	2,160	0.3%	0.9%	0.7%	0.8%
% of FP17s Relating to Continuations	26	2,160	1.2%	1.3%	1.0%	1.1%
% of Patients satisfied with the dentistry they have received	16	19	84.2%	92.5%	91.9%	91.7%
% of Patients satisfied with the time they had to wait for an appointment	15	19	78.9%	88.4%	88.0%	88.0%

* This is based on patients treated on this contract for their most recent course of treatment. Figures in italics indicate the base number of FP17s or Patient Questionnaire responses are less than 100. N/A is shown where the base number of responses is less than 10 during the period. % is calculated as Quantity/Base number*100

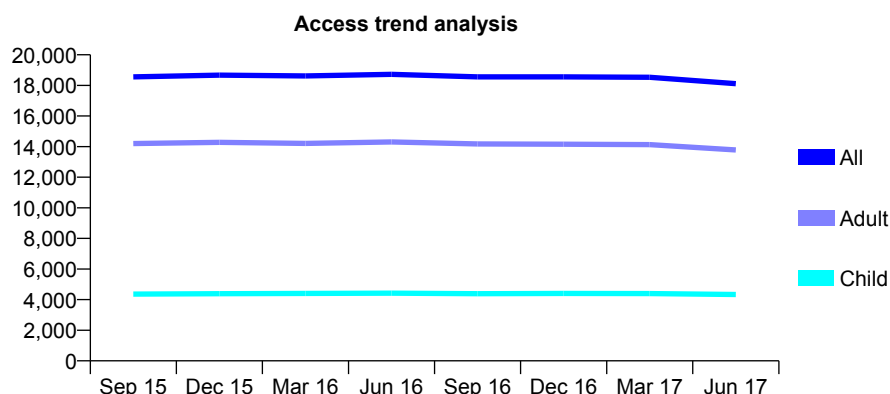
Q65 - Vital Signs At a Glance Contract Report for 101435/0020 - June 2017

Name or company name	IDH Limited
Contract type name	GDS Contract
Purpose of contract	General
Contract start date	01/04/2006
Contract end date	

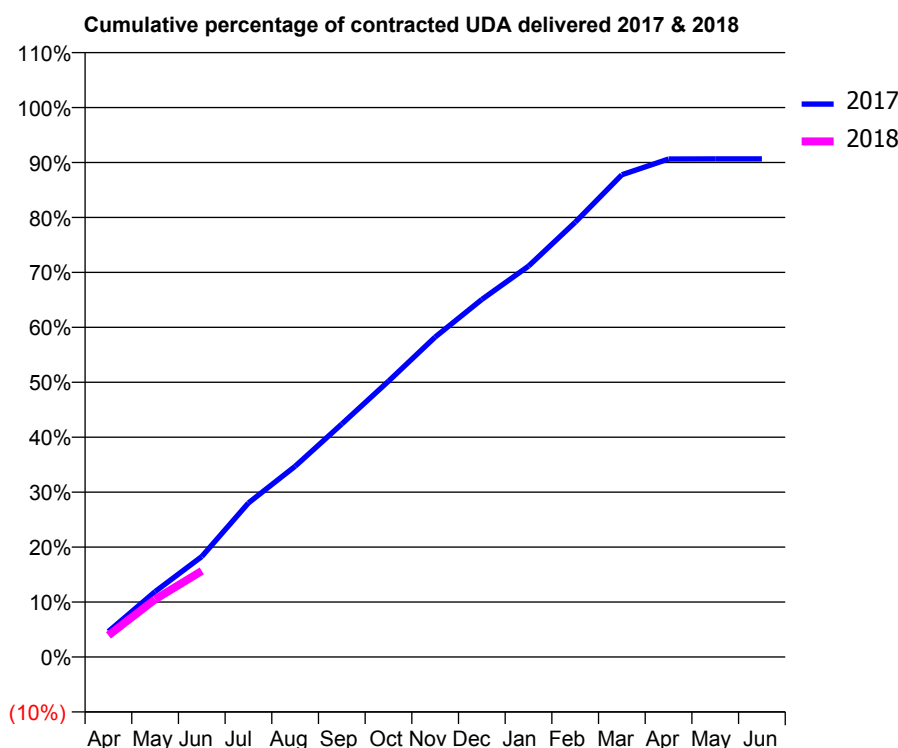
17/18 Contracted general activity (UDA)	61,000
Carry forward general activity (UDA)	0
17/18 Contracted orthodontic activity (UOA)	0
Carry forward orthodontic activity (UOA)	0
Baseline contract value	£1,555,048.54

ACCESS*

Patients seen in 24 months	Total	Change since previous quarter
Quarter ending June 2016	18,726	
Quarter ending September 2016	18,561	→
Quarter ending December 2016	18,560	→
Quarter ending March 2017	18,528	→
Quarter ending June 2017	18,115	↓
Variance since June 2016	(3.3%)	↓



ACTIVITY



Adjusted Scheduled Activity (UDA)		
Month	2017	2018
April	2,832	2,410
May	7,262	6,401
June	11,149	9,550
July	17,105	
August	21,180	
September	25,872	
October	30,622	
November	35,525	
December	39,694	
January	43,390	
February	48,266	
March	53,533	
April	55,275	
May	55,300	
June	55,295	

QUALITY

	Quantity	Base Number	Contract	AT	Region	England
% of FP17s for the same patient ID Re-attending within 3 months - Children	97	1,162	8.3%	9.4%	11.6%	12.0%
% of FP17s for the same patient ID Re-attending within 3 months - Adults	417	3,246	12.8%	14.2%	15.9%	16.0%
% of FP17s for the same patient ID Re-attending between 3 & 9 months - Children	597	1,162	51.4%	62.0%	60.4%	58.0%
% of FP17s for the same patient ID Re-attending between 3 & 9 months - Adults	1,487	3,246	45.8%	52.8%	52.3%	50.9%
% of FP17s for Band 1 Urgent Courses	384	3,758	10.2%	8.0%	9.5%	9.1%
% of FP17s Relating to Free Repair or Replacements	14	3,758	0.4%	0.9%	0.7%	0.8%
% of FP17s Relating to Continuations	66	3,758	1.8%	1.3%	1.0%	1.1%
% of Patients satisfied with the dentistry they have received	52	57	91.2%	92.5%	91.9%	91.7%
% of Patients satisfied with the time they had to wait for an appointment	48	57	84.2%	88.4%	88.0%	88.0%

* This is based on patients treated on this contract for their most recent course of treatment. Figures in italics indicate the base number of FP17s or Patient Questionnaire responses are less than 100. N/A is shown where the base number of responses is less than 10 during the period. % is calculated as Quantity/Base number*100

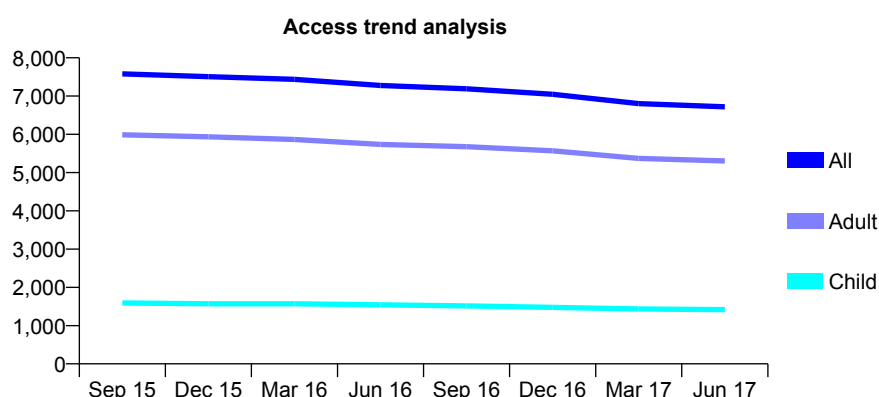
Q65 - Vital Signs At a Glance Contract Report for 101435/0055 - June 2017

Name or company name	IDH Limited
Contract type name	GDS Contract
Purpose of contract	General
Contract start date	02/01/2007
Contract end date	

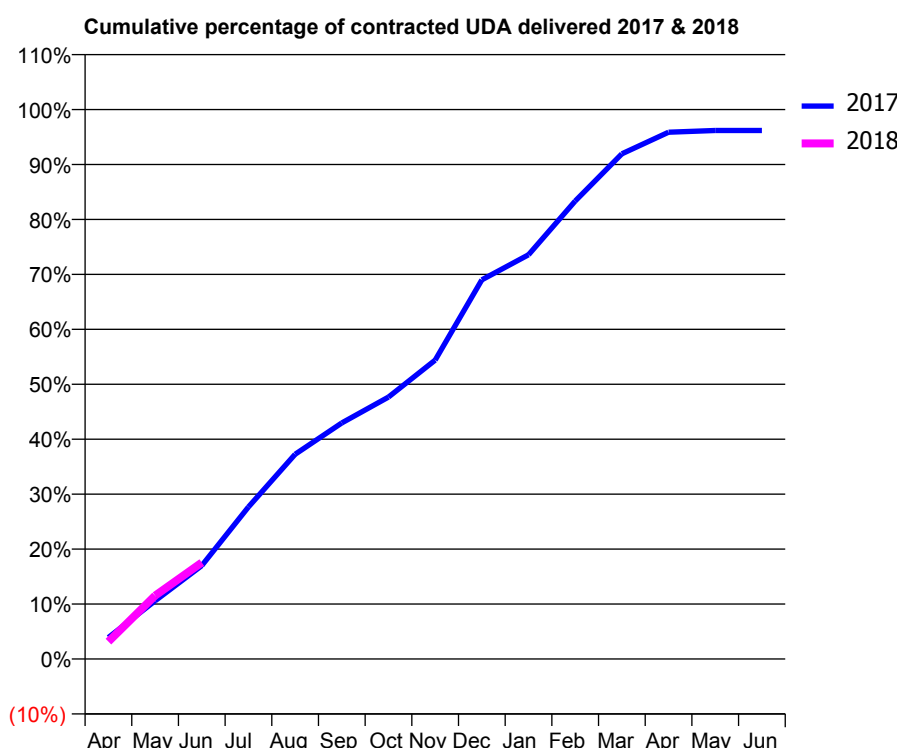
17/18 Contracted general activity (UDA)	21,000
Carry forward general activity (UDA)	0
17/18 Contracted orthodontic activity (UOA)	0
Carry forward orthodontic activity (UOA)	0
Baseline contract value	£475,039.47

ACCESS*

Patients seen in 24 months	Total	Change since previous quarter
Quarter ending June 2016	7,276	
Quarter ending September 2016	7,189	↓
Quarter ending December 2016	7,046	↓
Quarter ending March 2017	6,802	↓
Quarter ending June 2017	6,719	↓
Variance since June 2016	(7.7%)	↓



ACTIVITY



Adjusted Scheduled Activity (UDA)		
Month	2017	2018
April	706	666
May	1,908	2,425
June	3,059	3,687
July	4,981	
August	6,706	
September	7,733	
October	8,583	
November	9,792	
December	12,419	
January	13,241	
February	15,003	
March	16,549	
April	17,255	
May	17,311	
June	17,311	

QUALITY

	Quantity	Base Number	Contract	AT	Region	England
% of FP17s for the same patient ID Re-attending within 3 months - Children	22	440	5.0%	9.4%	11.6%	12.0%
% of FP17s for the same patient ID Re-attending within 3 months - Adults	232	1,607	14.4%	14.2%	15.9%	16.0%
% of FP17s for the same patient ID Re-attending between 3 & 9 months - Children	186	440	42.3%	62.0%	60.4%	58.0%
% of FP17s for the same patient ID Re-attending between 3 & 9 months - Adults	768	1,607	47.8%	52.8%	52.3%	50.9%
% of FP17s for Band 1 Urgent Courses	174	1,726	10.1%	8.0%	9.5%	9.1%
% of FP17s Relating to Free Repair or Replacements	17	1,726	1.0%	0.9%	0.7%	0.8%
% of FP17s Relating to Continuations	24	1,726	1.4%	1.3%	1.0%	1.1%
% of Patients satisfied with the dentistry they have received	21	23	91.3%	92.5%	91.9%	91.7%
% of Patients satisfied with the time they had to wait for an appointment	19	23	82.6%	88.4%	88.0%	88.0%

* This is based on patients treated on this contract for their most recent course of treatment. Figures in italics indicate the base number of FP17s or Patient Questionnaire responses are less than 100. N/A is shown where the base number of responses is less than 10 during the period. % is calculated as Quantity/Base number*100

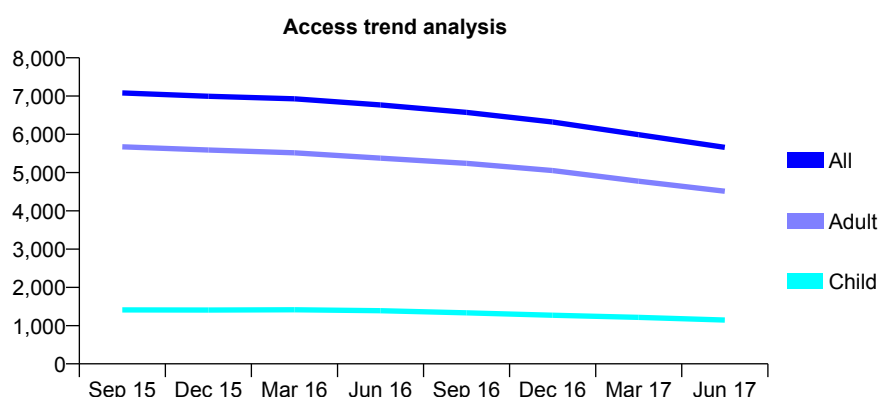
Q65 - Vital Signs At a Glance Contract Report for 101435/0069 - June 2017

Name or company name	IDH Limited
Contract type name	GDS Contract
Purpose of contract	General
Contract start date	07/09/2007
Contract end date	

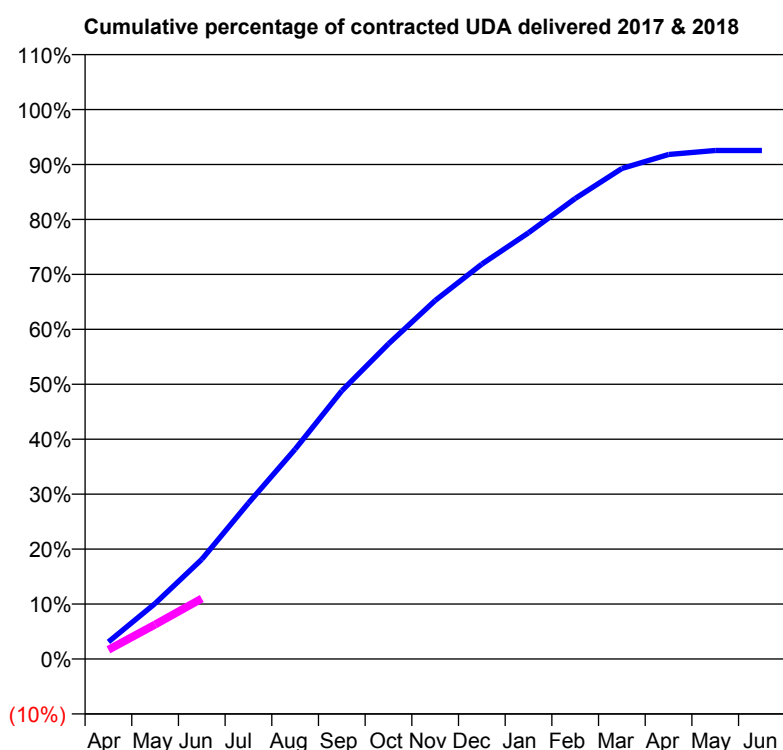
17/18 Contracted general activity (UDA)	21,132
Carry forward general activity (UDA)	0
17/18 Contracted orthodontic activity (UOA)	0
Carry forward orthodontic activity (UOA)	0
Baseline contract value	£423,696.29

ACCESS*

Patients seen in 24 months	Total	Change since previous quarter
Quarter ending June 2016	6,767	
Quarter ending September 2016	6,574	↓
Quarter ending December 2016	6,321	↓
Quarter ending March 2017	5,989	↓
Quarter ending June 2017	5,658	↓
Variance since June 2016	(16.4%)	↓



ACTIVITY



Adjusted Scheduled Activity (UDA)		
Month	2017	2018
April	457	358
May	1,480	1,326
June	2,653	2,327
July	4,151	
August	5,588	
September	7,144	
October	8,392	
November	9,546	
December	10,517	
January	11,351	
February	12,264	
March	13,063	
April	13,434	
May	13,541	
June	13,541	

QUALITY

	Quantity	Base Number	Contract	AT	Region	England
% of FP17s for the same patient ID Re-attending within 3 months - Children	15	305	4.9%	9.4%	11.6%	12.0%
% of FP17s for the same patient ID Re-attending within 3 months - Adults	137	952	14.4%	14.2%	15.9%	16.0%
% of FP17s for the same patient ID Re-attending between 3 & 9 months - Children	153	305	50.2%	62.0%	60.4%	58.0%
% of FP17s for the same patient ID Re-attending between 3 & 9 months - Adults	381	952	40.0%	52.8%	52.3%	50.9%
% of FP17s for Band 1 Urgent Courses	98	1,017	9.6%	8.0%	9.5%	9.1%
% of FP17s Relating to Free Repair or Replacements	2	1,017	0.2%	0.9%	0.7%	0.8%
% of FP17s Relating to Continuations	14	1,017	1.4%	1.3%	1.0%	1.1%
% of Patients satisfied with the dentistry they have received	18	18	100.0%	92.5%	91.9%	91.7%
% of Patients satisfied with the time they had to wait for an appointment	11	18	61.1%	88.4%	88.0%	88.0%

* This is based on patients treated on this contract for their most recent course of treatment. Figures in italics indicate the base number of FP17s or Patient Questionnaire responses are less than 100. N/A is shown where the base number of responses is less than 10 during the period. % is calculated as Quantity/Base number*100

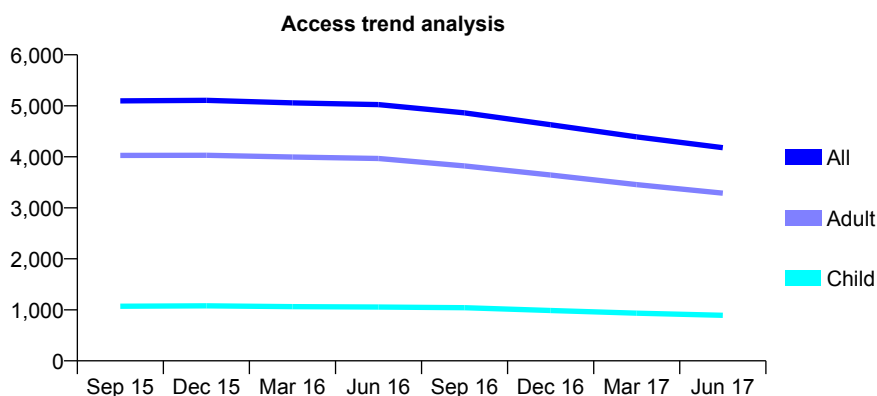
Q65 - Vital Signs At a Glance Contract Report for 101435/0080 - June 2017

Name or company name	IDH Limited
Contract type name	GDS Contract
Purpose of contract	General
Contract start date	18/01/2008
Contract end date	

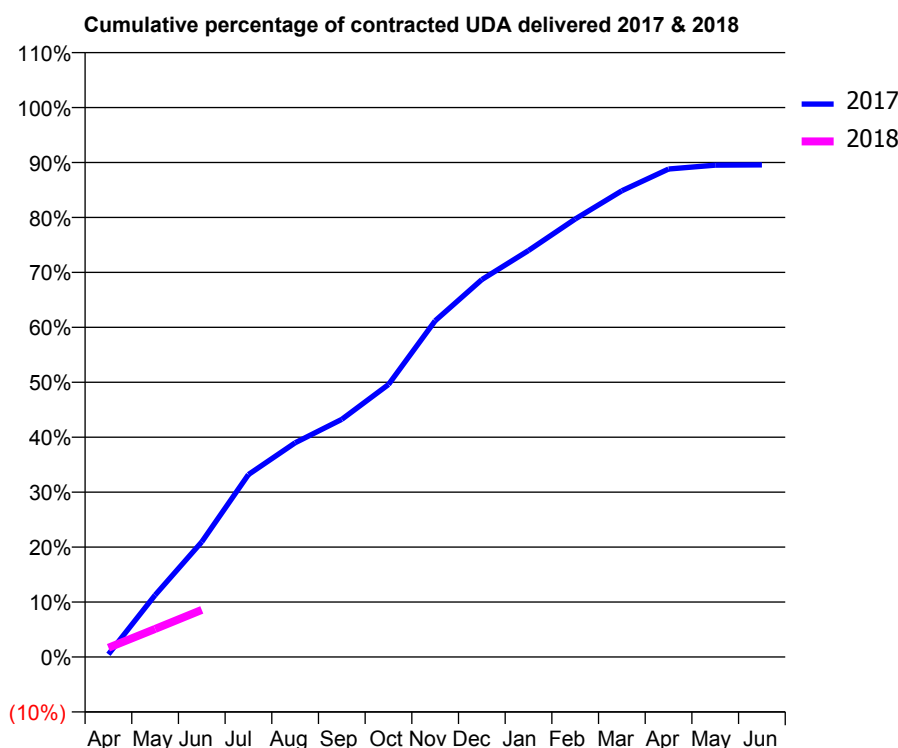
17/18 Contracted general activity (UDA)	15,517
Carry forward general activity (UDA)	0
17/18 Contracted orthodontic activity (UOA)	0
Carry forward orthodontic activity (UOA)	0
Baseline contract value	£306,882.34

ACCESS*

Patients seen in 24 months	Total	Change since previous quarter
Quarter ending June 2016	5,023	
Quarter ending September 2016	4,861	↓
Quarter ending December 2016	4,630	↓
Quarter ending March 2017	4,391	↓
Quarter ending June 2017	4,179	↓
Variance since June 2016	(16.8%)	↓



ACTIVITY



Adjusted Scheduled Activity (UDA)		
Month	2017	2018
April	48	261
May	1,074	794
June	1,994	1,332
July	3,161	
August	3,711	
September	4,117	
October	4,719	
November	5,824	
December	6,538	
January	7,042	
February	7,585	
March	8,074	
April	8,452	
May	8,518	
June	8,523	

QUALITY

	Quantity	Base Number	Contract	AT	Region	England
% of FP17s for the same patient ID Re-attending within 3 months - Children	4	181	2.2%	9.4%	11.6%	12.0%
% of FP17s for the same patient ID Re-attending within 3 months - Adults	59	470	12.6%	14.2%	15.9%	16.0%
% of FP17s for the same patient ID Re-attending between 3 & 9 months - Children	97	181	53.6%	62.0%	60.4%	58.0%
% of FP17s for the same patient ID Re-attending between 3 & 9 months - Adults	149	470	31.7%	52.8%	52.3%	50.9%
% of FP17s for Band 1 Urgent Courses	21	511	4.1%	8.0%	9.5%	9.1%
% of FP17s Relating to Free Repair or Replacements	3	511	0.6%	0.9%	0.7%	0.8%
% of FP17s Relating to Continuations	7	511	1.4%	1.3%	1.0%	1.1%
% of Patients satisfied with the dentistry they have received	9	9	N/A	92.5%	91.9%	91.7%
% of Patients satisfied with the time they had to wait for an appointment	7	9	N/A	88.4%	88.0%	88.0%

* This is based on patients treated on this contract for their most recent course of treatment. Figures in italics indicate the base number of FP17s or Patient Questionnaire responses are less than 100. N/A is shown where the base number of responses is less than 10 during the period. % is calculated as Quantity/Base number*100

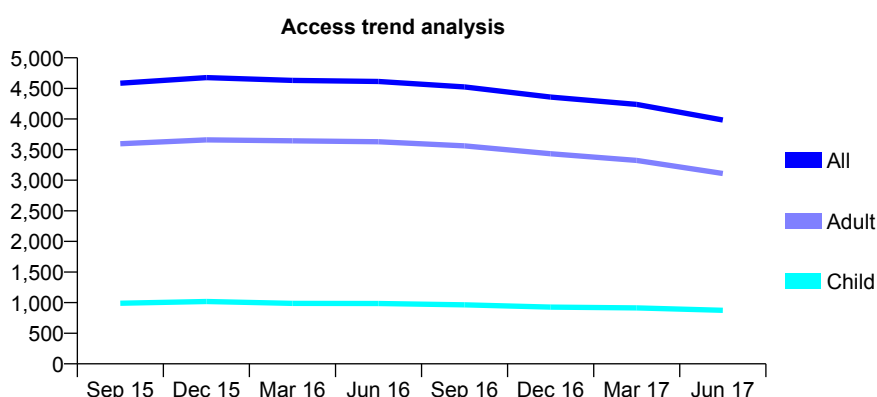
Q65 - Vital Signs At a Glance Contract Report for 101435/0084 - June 2017

Name or company name	IDH Limited
Contract type name	GDS Contract
Purpose of contract	General
Contract start date	01/02/2008
Contract end date	

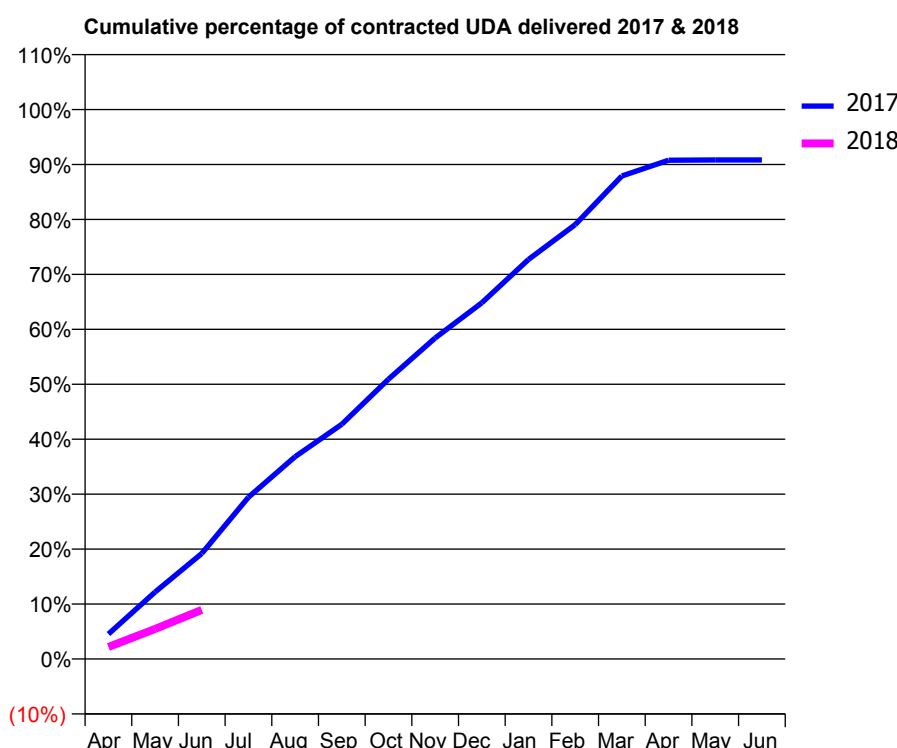
17/18 Contracted general activity (UDA)	12,011
Carry forward general activity (UDA)	0
17/18 Contracted orthodontic activity (UOA)	0
Carry forward orthodontic activity (UOA)	0
Baseline contract value	£277,623.01

ACCESS*

Patients seen in 24 months	Total	Change since previous quarter
Quarter ending June 2016	4,613	
Quarter ending September 2016	4,524	↓
Quarter ending December 2016	4,358	↓
Quarter ending March 2017	4,239	↓
Quarter ending June 2017	3,984	↓
Variance since June 2016	(13.6%)	↓



ACTIVITY



Adjusted Scheduled Activity (UDA)		
Month	2017	2018
April	546	264
May	1,465	658
June	2,308	1,075
July	3,538	
August	4,424	
September	5,131	
October	6,116	
November	7,018	
December	7,786	
January	8,733	
February	9,495	
March	10,559	
April	10,902	
May	10,908	
June	10,908	

QUALITY

	Quantity	Base Number	Contract	AT	Region	England
% of FP17s for the same patient ID Re-attending within 3 months - Children	9	144	6.3%	9.4%	11.6%	12.0%
% of FP17s for the same patient ID Re-attending within 3 months - Adults	72	481	15.0%	14.2%	15.9%	16.0%
% of FP17s for the same patient ID Re-attending between 3 & 9 months - Children	72	144	50.0%	62.0%	60.4%	58.0%
% of FP17s for the same patient ID Re-attending between 3 & 9 months - Adults	193	481	40.1%	52.8%	52.3%	50.9%
% of FP17s for Band 1 Urgent Courses	53	473	11.2%	8.0%	9.5%	9.1%
% of FP17s Relating to Free Repair or Replacements	2	473	0.4%	0.9%	0.7%	0.8%
% of FP17s Relating to Continuations	11	473	2.3%	1.3%	1.0%	1.1%
% of Patients satisfied with the dentistry they have received	7	7	N/A	92.5%	91.9%	91.7%
% of Patients satisfied with the time they had to wait for an appointment	7	7	N/A	88.4%	88.0%	88.0%

* This is based on patients treated on this contract for their most recent course of treatment. Figures in italics indicate the base number of FP17s or Patient Questionnaire responses are less than 100. N/A is shown where the base number of responses is less than 10 during the period. % is calculated as Quantity/Base number*100

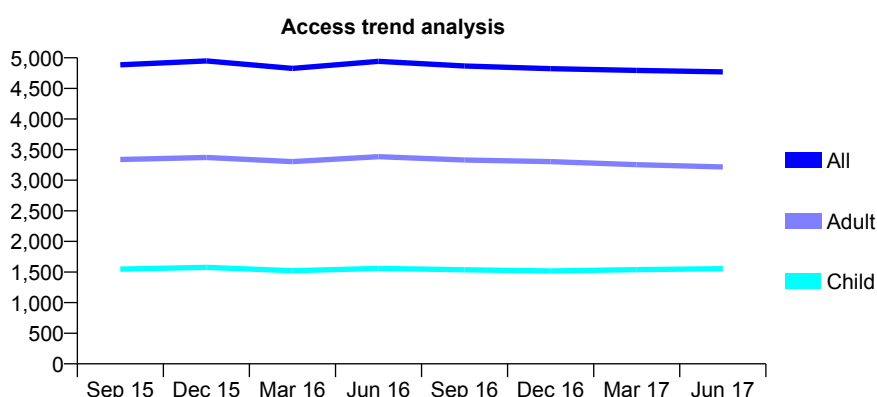
Q65 - Vital Signs At a Glance Contract Report for 101435/0107 - June 2017

Name or company name	IDH Limited
Contract type name	GDS Contract
Purpose of contract	General
Contract start date	01/07/2008
Contract end date	

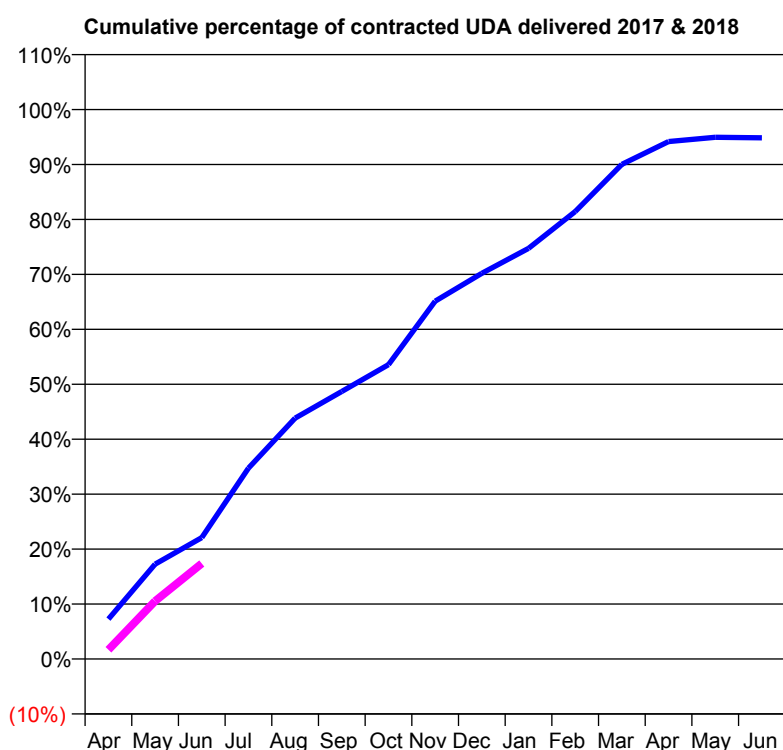
17/18 Contracted general activity (UDA)	15,000
Carry forward general activity (UDA)	0
17/18 Contracted orthodontic activity (UOA)	0
Carry forward orthodontic activity (UOA)	0
Baseline contract value	£308,089.34

ACCESS*

Patients seen in 24 months	Total	Change since previous quarter
Quarter ending June 2016	4,942	
Quarter ending September 2016	4,866	↓
Quarter ending December 2016	4,822	→
Quarter ending March 2017	4,794	→
Quarter ending June 2017	4,770	→
Variance since June 2016	(3.5%)	↓



ACTIVITY



Adjusted Scheduled Activity (UDA)		
Month	2017	2018
April	1,089	253
May	2,589	1,582
June	3,314	2,607
July	5,210	
August	6,575	
September	7,305	
October	8,035	
November	9,769	
December	10,529	
January	11,209	
February	12,215	
March	13,502	
April	14,124	
May	14,241	
June	14,229	

QUALITY

	Quantity	Base Number	Contract	AT	Region	England
% of FP17s for the same patient ID Re-attending within 3 months - Children	61	561	10.9%	9.4%	11.6%	12.0%
% of FP17s for the same patient ID Re-attending within 3 months - Adults	109	931	11.7%	14.2%	15.9%	16.0%
% of FP17s for the same patient ID Re-attending between 3 & 9 months - Children	308	561	54.9%	62.0%	60.4%	58.0%
% of FP17s for the same patient ID Re-attending between 3 & 9 months - Adults	497	931	53.4%	52.8%	52.3%	50.9%
% of FP17s for Band 1 Urgent Courses	97	1,193	8.1%	8.0%	9.5%	9.1%
% of FP17s Relating to Free Repair or Replacements	2	1,193	0.2%	0.9%	0.7%	0.8%
% of FP17s Relating to Continuations	26	1,193	2.2%	1.3%	1.0%	1.1%
% of Patients satisfied with the dentistry they have received	6	7	N/A	92.5%	91.9%	91.7%
% of Patients satisfied with the time they had to wait for an appointment	6	7	N/A	88.4%	88.0%	88.0%

* This is based on patients treated on this contract for their most recent course of treatment. Figures in italics indicate the base number of FP17s or Patient Questionnaire responses are less than 100. N/A is shown where the base number of responses is less than 10 during the period. % is calculated as Quantity/Base number*100

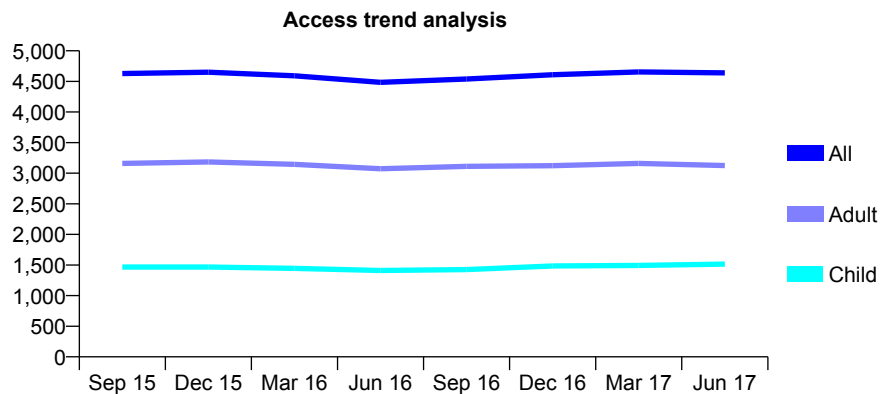
Q65 - Vital Signs At a Glance Contract Report for 101435/0119 - June 2017

Name or company name	IDH Limited
Contract type name	GDS Contract
Purpose of contract	General
Contract start date	08/12/2008
Contract end date	

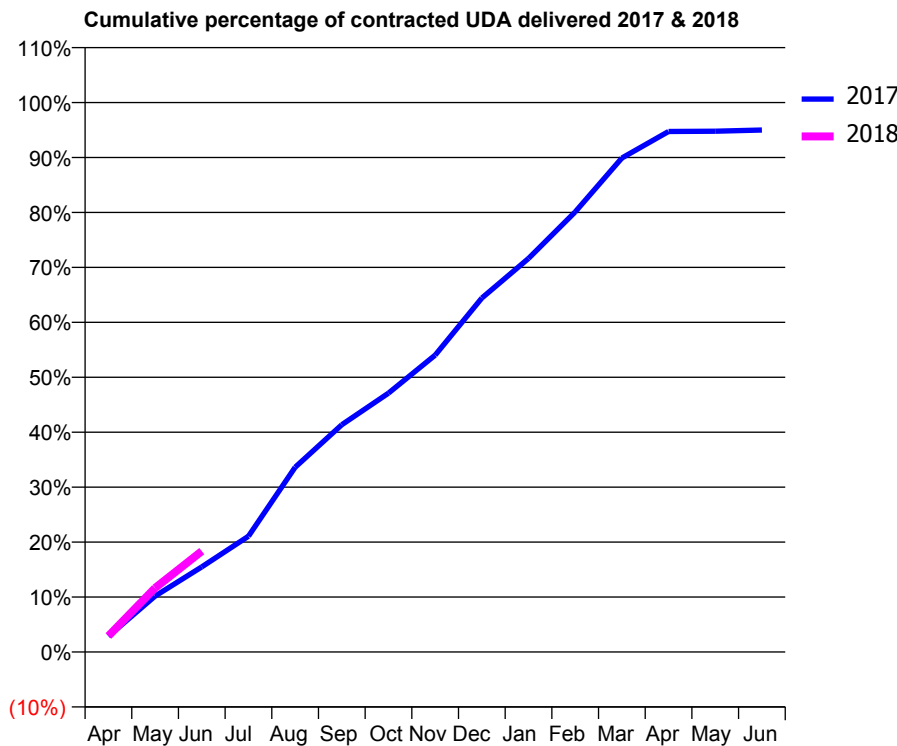
17/18 Contracted general activity (UDA)	15,617
Carry forward general activity (UDA)	0
17/18 Contracted orthodontic activity (UOA)	0
Carry forward orthodontic activity (UOA)	0
Baseline contract value	£321,098.28

ACCESS*

Patients seen in 24 months	Total	Change since previous quarter
Quarter ending June 2016	4,484	
Quarter ending September 2016	4,539	→
Quarter ending December 2016	4,608	→
Quarter ending March 2017	4,654	→
Quarter ending June 2017	4,640	→
Variance since June 2016	3.5%	↑



ACTIVITY



Adjusted Scheduled Activity (UDA)		
Month	2017	2018
April	451	458
May	1,590	1,822
June	2,418	2,868
July	3,293	
August	5,252	
September	6,459	
October	7,359	
November	8,437	
December	10,061	
January	11,187	
February	12,509	
March	14,039	
April	14,794	
May	14,800	
June	14,833	

QUALITY

	Quantity	Base Number	Contract	AT	Region	England
% of FP17s for the same patient ID Re-attending within 3 months - Children	39	493	7.9%	9.4%	11.6%	12.0%
% of FP17s for the same patient ID Re-attending within 3 months - Adults	135	883	15.3%	14.2%	15.9%	16.0%
% of FP17s for the same patient ID Re-attending between 3 & 9 months - Children	271	493	55.0%	62.0%	60.4%	58.0%
% of FP17s for the same patient ID Re-attending between 3 & 9 months - Adults	442	883	50.1%	52.8%	52.3%	50.9%
% of FP17s for Band 1 Urgent Courses	69	1,095	6.3%	8.0%	9.5%	9.1%
% of FP17s Relating to Free Repair or Replacements	4	1,095	0.4%	0.9%	0.7%	0.8%
% of FP17s Relating to Continuations	35	1,095	3.2%	1.3%	1.0%	1.1%
% of Patients satisfied with the dentistry they have received	6	8	N/A	92.5%	91.9%	91.7%
% of Patients satisfied with the time they had to wait for an appointment	7	8	N/A	88.4%	88.0%	88.0%

* This is based on patients treated on this contract for their most recent course of treatment. Figures in italics indicate the base number of FP17s or Patient Questionnaire responses are less than 100. N/A is shown where the base number of responses is less than 10 during the period. % is calculated as Quantity/Base number*100

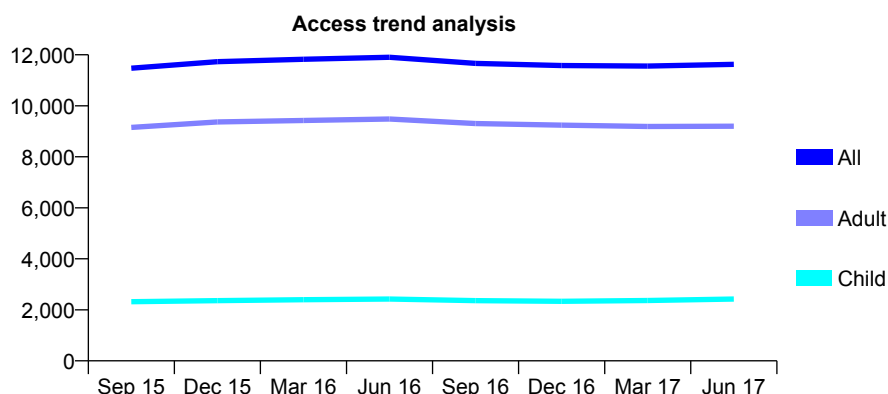
Q65 - Vital Signs At a Glance Contract Report for 101435/0122 - June 2017

Name or company name	IDH Limited
Contract type name	GDS Contract
Purpose of contract	General
Contract start date	01/04/2009
Contract end date	

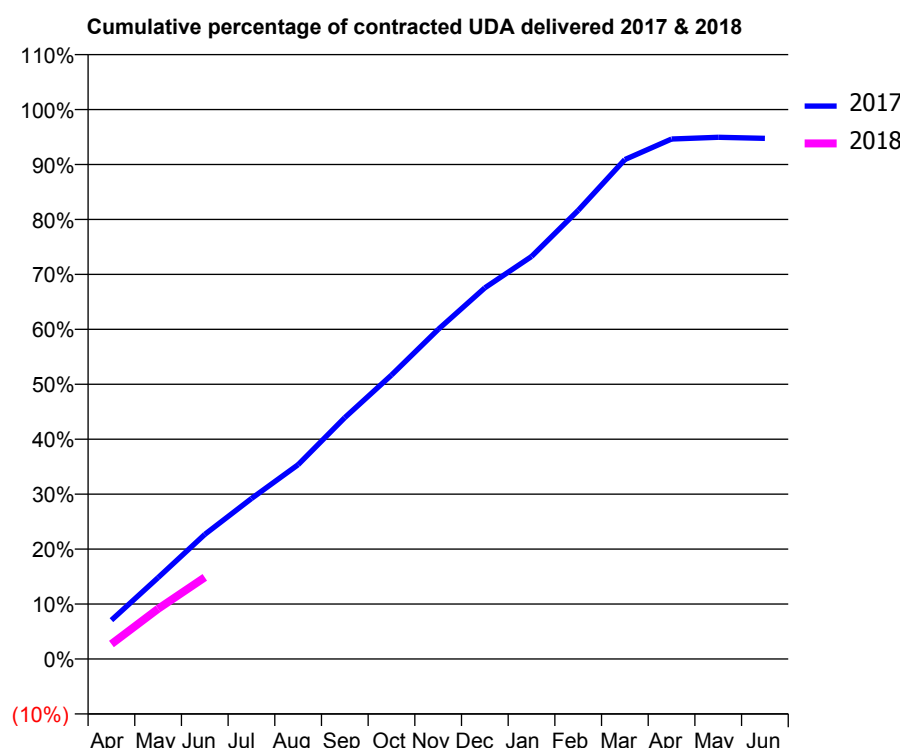
17/18 Contracted general activity (UDA)	36,500
Carry forward general activity (UDA)	0
17/18 Contracted orthodontic activity (UOA)	0
Carry forward orthodontic activity (UOA)	0
Baseline contract value	£818,645.84

ACCESS*

Patients seen in 24 months	Total	Change since previous quarter
Quarter ending June 2016	11,905	
Quarter ending September 2016	11,661	↓
Quarter ending December 2016	11,578	→
Quarter ending March 2017	11,558	→
Quarter ending June 2017	11,627	→
Variance since June 2016	(2.3%)	↓



ACTIVITY



Adjusted Scheduled Activity (UDA)		
Month	2017	2018
April	2,286	1,000
May	4,788	3,331
June	7,325	5,422
July	9,434	
August	11,424	
September	14,188	
October	16,692	
November	19,369	
December	21,815	
January	23,656	
February	26,375	
March	29,357	
April	30,564	
May	30,669	
June	30,604	

QUALITY

	Quantity	Base Number	Contract	AT	Region	England
% of FP17s for the same patient ID Re-attending within 3 months - Children	37	804	4.6%	9.4%	11.6%	12.0%
% of FP17s for the same patient ID Re-attending within 3 months - Adults	235	2,592	9.1%	14.2%	15.9%	16.0%
% of FP17s for the same patient ID Re-attending between 3 & 9 months - Children	432	804	53.7%	62.0%	60.4%	58.0%
% of FP17s for the same patient ID Re-attending between 3 & 9 months - Adults	1,297	2,592	50.0%	52.8%	52.3%	50.9%
% of FP17s for Band 1 Urgent Courses	140	2,863	4.9%	8.0%	9.5%	9.1%
% of FP17s Relating to Free Repair or Replacements	8	2,863	0.3%	0.9%	0.7%	0.8%
% of FP17s Relating to Continuations	37	2,863	1.3%	1.3%	1.0%	1.1%
% of Patients satisfied with the dentistry they have received	27	31	87.1%	92.5%	91.9%	91.7%
% of Patients satisfied with the time they had to wait for an appointment	24	31	77.4%	88.4%	88.0%	88.0%

* This is based on patients treated on this contract for their most recent course of treatment. Figures in italics indicate the base number of FP17s or Patient Questionnaire responses are less than 100. N/A is shown where the base number of responses is less than 10 during the period. % is calculated as Quantity/Base number*100

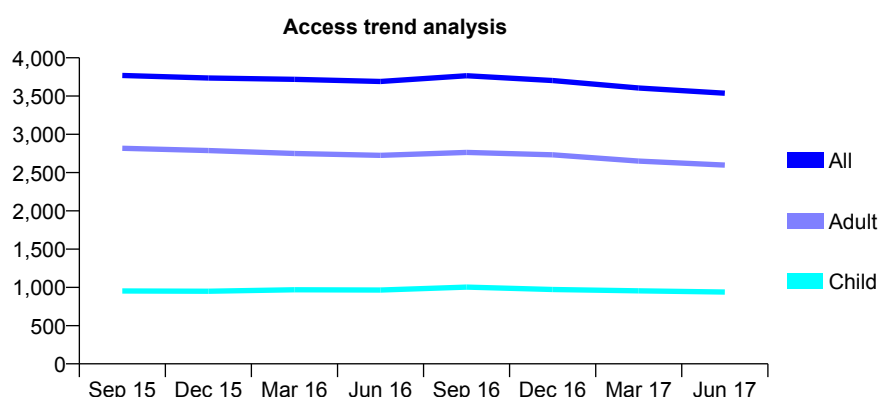
Q65 - Vital Signs At a Glance Contract Report for 101435/0124 - June 2017

Name or company name	IDH Limited
Contract type name	GDS Contract
Purpose of contract	General
Contract start date	01/03/2010
Contract end date	

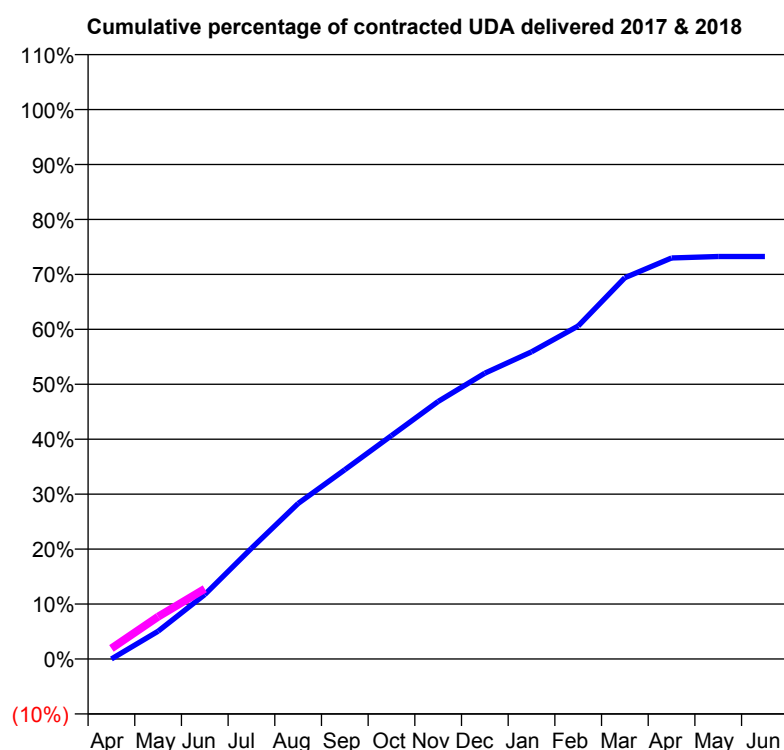
17/18 Contracted general activity (UDA)	12,116
Carry forward general activity (UDA)	0
17/18 Contracted orthodontic activity (UOA)	0
Carry forward orthodontic activity (UOA)	0
Baseline contract value	£302,841.58

ACCESS*

Patients seen in 24 months	Total	Change since previous quarter
Quarter ending June 2016	3,690	
Quarter ending September 2016	3,766	↑
Quarter ending December 2016	3,703	↓
Quarter ending March 2017	3,605	↓
Quarter ending June 2017	3,537	↓
Variance since June 2016	(4.1%)	↓



ACTIVITY



Adjusted Scheduled Activity (UDA)		
Month	2017	2018
April	-1	233
May	612	933
June	1,421	1,547
July	2,442	
August	3,430	
September	4,172	
October	4,927	
November	5,679	
December	6,303	
January	6,773	
February	7,344	
March	8,409	
April	8,843	
May	8,875	
June	8,875	

QUALITY

	Quantity	Base Number	Contract	AT	Region	England
% of FP17s for the same patient ID Re-attending within 3 months - Children	21	263	8.0%	9.4%	11.6%	12.0%
% of FP17s for the same patient ID Re-attending within 3 months - Adults	96	568	16.9%	14.2%	15.9%	16.0%
% of FP17s for the same patient ID Re-attending between 3 & 9 months - Children	137	263	52.1%	62.0%	60.4%	58.0%
% of FP17s for the same patient ID Re-attending between 3 & 9 months - Adults	218	568	38.4%	52.8%	52.3%	50.9%
% of FP17s for Band 1 Urgent Courses	73	658	11.1%	8.0%	9.5%	9.1%
% of FP17s Relating to Free Repair or Replacements	3	658	0.5%	0.9%	0.7%	0.8%
% of FP17s Relating to Continuations	16	658	2.4%	1.3%	1.0%	1.1%
% of Patients satisfied with the dentistry they have received	6	7	N/A	92.5%	91.9%	91.7%
% of Patients satisfied with the time they had to wait for an appointment	5	7	N/A	88.4%	88.0%	88.0%

* This is based on patients treated on this contract for their most recent course of treatment. Figures in italics indicate the base number of FP17s or Patient Questionnaire responses are less than 100. N/A is shown where the base number of responses is less than 10 during the period. % is calculated as Quantity/Base number*100

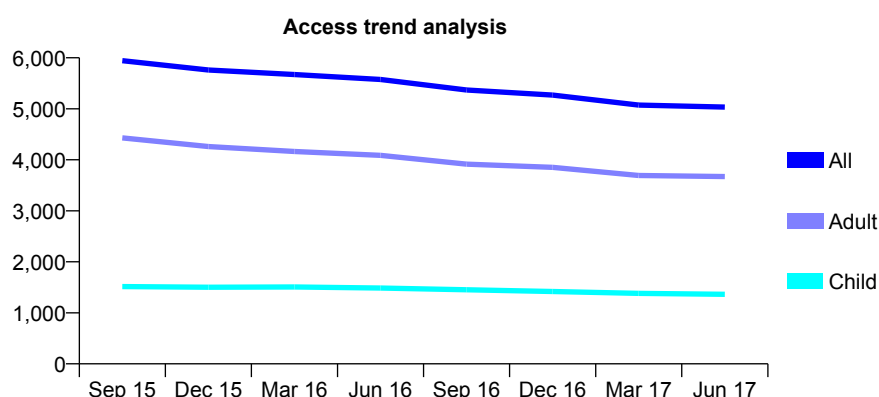
Q65 - Vital Signs At a Glance Contract Report for 101435/0131 - June 2017

Name or company name	IDH Limited
Contract type name	GDS Contract
Purpose of contract	General
Contract start date	01/04/2010
Contract end date	

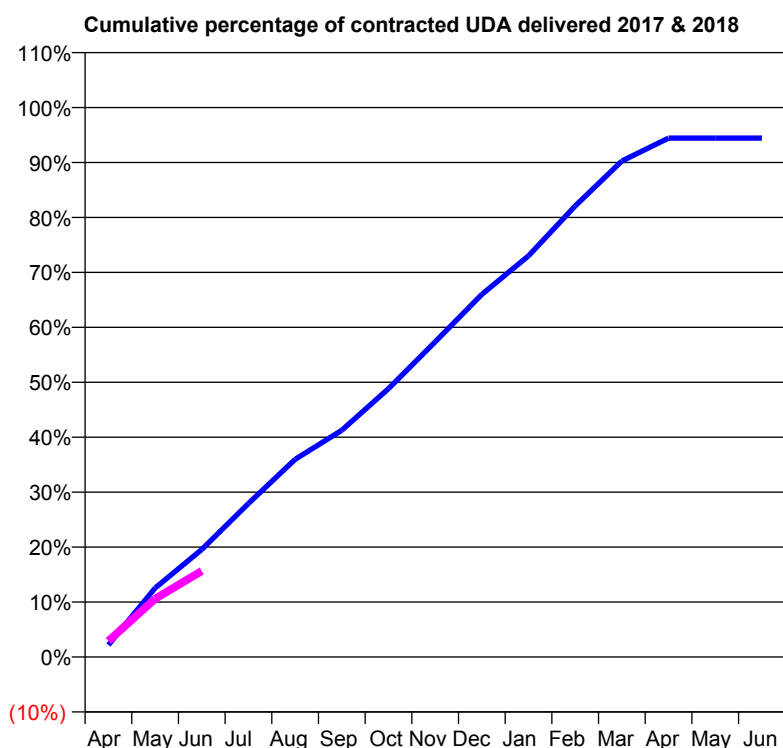
17/18 Contracted general activity (UDA)	17,467
Carry forward general activity (UDA)	0
17/18 Contracted orthodontic activity (UOA)	0
Carry forward orthodontic activity (UOA)	0
Baseline contract value	£436,533.93

ACCESS*

Patients seen in 24 months	Total	Change since previous quarter
Quarter ending June 2016	5,575	
Quarter ending September 2016	5,368	↓
Quarter ending December 2016	5,270	↓
Quarter ending March 2017	5,074	↓
Quarter ending June 2017	5,035	→
Variance since June 2016	(9.7%)	↓



ACTIVITY



Adjusted Scheduled Activity (UDA)		
Month	2017	2018
April	383	510
May	2,193	1,850
June	3,420	2,734
July	4,882	
August	6,284	
September	7,210	
October	8,532	
November	10,017	
December	11,527	
January	12,752	
February	14,337	
March	15,765	
April	16,496	
May	16,495	
June	16,495	

QUALITY

	Quantity	Base Number	Contract	AT	Region	England
% of FP17s for the same patient ID Re-attending within 3 months - Children	37	379	9.8%	9.4%	11.6%	12.0%
% of FP17s for the same patient ID Re-attending within 3 months - Adults	114	857	13.3%	14.2%	15.9%	16.0%
% of FP17s for the same patient ID Re-attending between 3 & 9 months - Children	169	379	44.6%	62.0%	60.4%	58.0%
% of FP17s for the same patient ID Re-attending between 3 & 9 months - Adults	351	857	41.0%	52.8%	52.3%	50.9%
% of FP17s for Band 1 Urgent Courses	50	984	5.1%	8.0%	9.5%	9.1%
% of FP17s Relating to Free Repair or Replacements	4	984	0.4%	0.9%	0.7%	0.8%
% of FP17s Relating to Continuations	30	984	3.0%	1.3%	1.0%	1.1%
% of Patients satisfied with the dentistry they have received	6	6	N/A	92.5%	91.9%	91.7%
% of Patients satisfied with the time they had to wait for an appointment	5	6	N/A	88.4%	88.0%	88.0%

* This is based on patients treated on this contract for their most recent course of treatment. Figures in italics indicate the base number of FP17s or Patient Questionnaire responses are less than 100. N/A is shown where the base number of responses is less than 10 during the period. % is calculated as Quantity/Base number*100

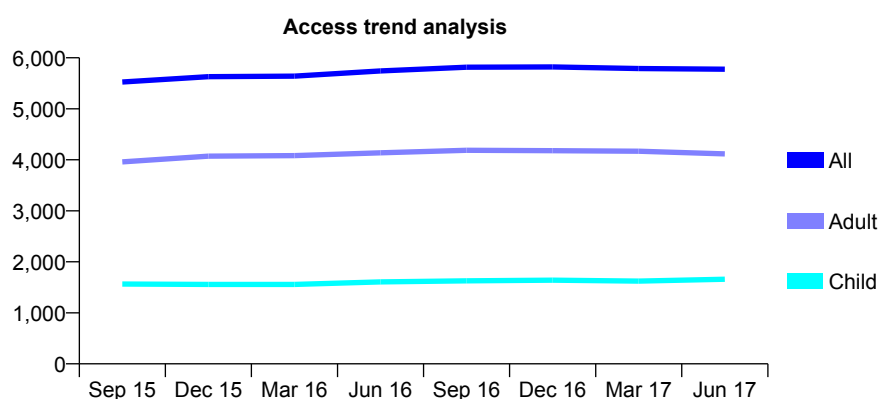
Q65 - Vital Signs At a Glance Contract Report for 101435/0138 - June 2017

Name or company name	IDH Limited
Contract type name	GDS Contract
Purpose of contract	General
Contract start date	16/08/2010
Contract end date	

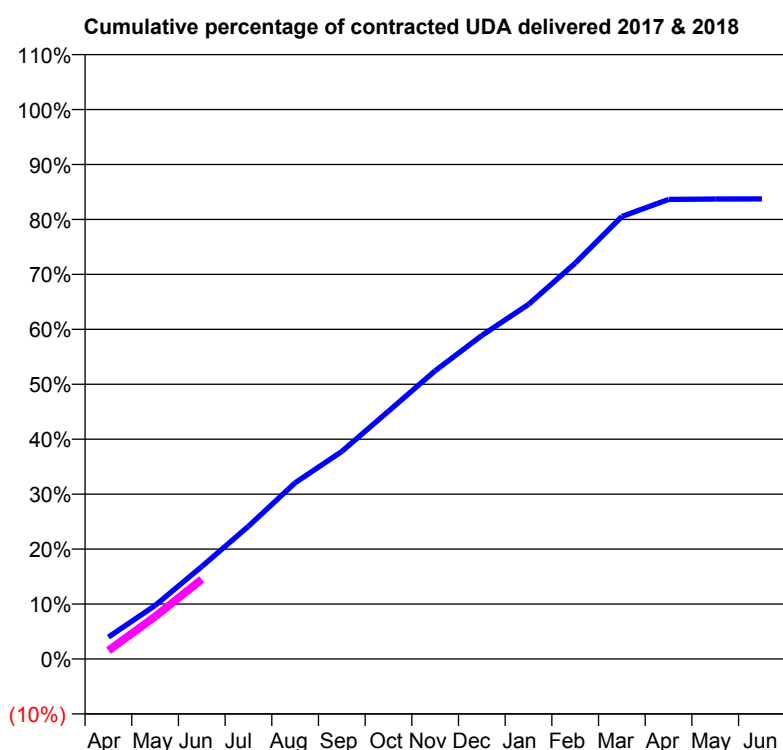
17/18 Contracted general activity (UDA)	22,590
Carry forward general activity (UDA)	0
17/18 Contracted orthodontic activity (UOA)	0
Carry forward orthodontic activity (UOA)	0
Baseline contract value	£563,612.10

ACCESS*

Patients seen in 24 months	Total	Change since previous quarter
Quarter ending June 2016	5,743	
Quarter ending September 2016	5,815	→
Quarter ending December 2016	5,821	→
Quarter ending March 2017	5,790	→
Quarter ending June 2017	5,776	→
Variance since June 2016	0.6%	→



ACTIVITY



Adjusted Scheduled Activity (UDA)		
Month	2017	2018
April	903	348
May	2,202	1,747
June	3,801	3,274
July	5,457	
August	7,247	
September	8,532	
October	10,190	
November	11,852	
December	13,303	
January	14,577	
February	16,271	
March	18,191	
April	18,892	
May	18,911	
June	18,915	

QUALITY

	Quantity	Base Number	Contract	AT	Region	England
% of FP17s for the same patient ID Re-attending within 3 months - Children	42	660	6.4%	9.4%	11.6%	12.0%
% of FP17s for the same patient ID Re-attending within 3 months - Adults	142	1,224	11.6%	14.2%	15.9%	16.0%
% of FP17s for the same patient ID Re-attending between 3 & 9 months - Children	449	660	68.0%	62.0%	60.4%	58.0%
% of FP17s for the same patient ID Re-attending between 3 & 9 months - Adults	740	1,224	60.5%	52.8%	52.3%	50.9%
% of FP17s for Band 1 Urgent Courses	83	1,601	5.2%	8.0%	9.5%	9.1%
% of FP17s Relating to Free Repair or Replacements	6	1,601	0.4%	0.9%	0.7%	0.8%
% of FP17s Relating to Continuations	32	1,601	2.0%	1.3%	1.0%	1.1%
% of Patients satisfied with the dentistry they have received	9	9	N/A	92.5%	91.9%	91.7%
% of Patients satisfied with the time they had to wait for an appointment	9	9	N/A	88.4%	88.0%	88.0%

* This is based on patients treated on this contract for their most recent course of treatment. Figures in italics indicate the base number of FP17s or Patient Questionnaire responses are less than 100. N/A is shown where the base number of responses is less than 10 during the period. % is calculated as Quantity/Base number*100

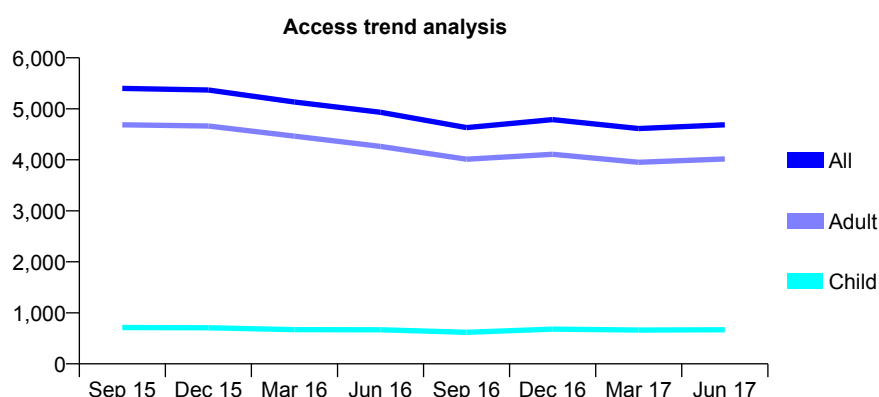
Q65 - Vital Signs At a Glance Contract Report for 101435/0140 - June 2017

Name or company name	IDH Limited
Contract type name	GDS Contract
Purpose of contract	General
Contract start date	16/08/2010
Contract end date	

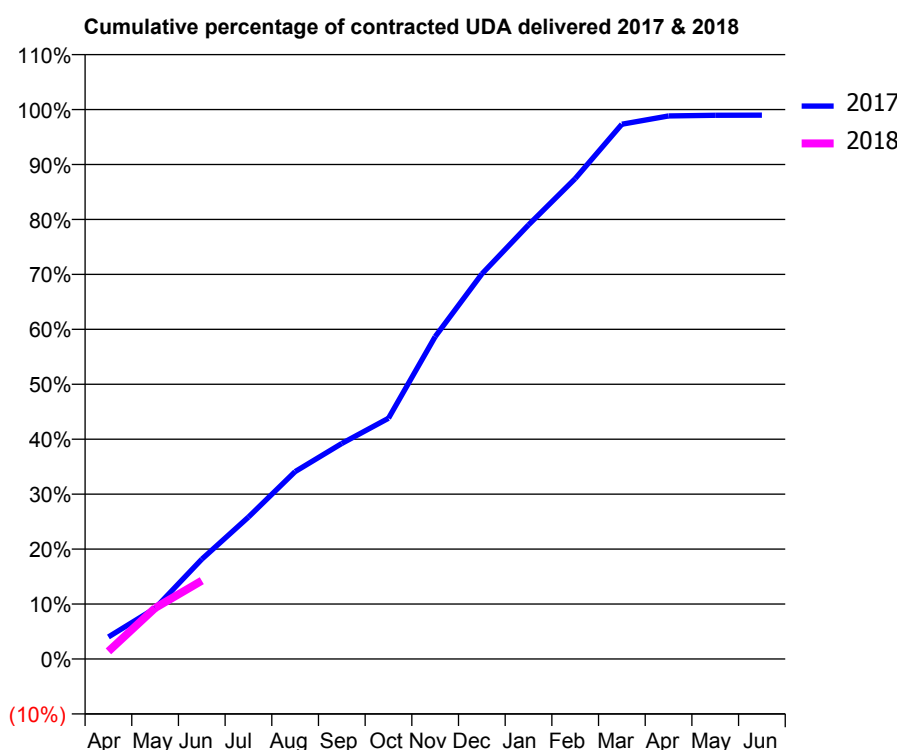
17/18 Contracted general activity (UDA)	16,000
Carry forward general activity (UDA)	0
17/18 Contracted orthodontic activity (UOA)	0
Carry forward orthodontic activity (UOA)	0
Baseline contract value	£396,655.88

ACCESS*

Patients seen in 24 months	Total	Change since previous quarter
Quarter ending June 2016	4,932	
Quarter ending September 2016	4,631	↓
Quarter ending December 2016	4,789	↑
Quarter ending March 2017	4,614	↓
Quarter ending June 2017	4,685	→
Variance since June 2016	(5.0%)	↓



ACTIVITY



Month	Adjusted Scheduled Activity (UDA)	
	2017	2018
April	481	225
May	1,107	1,485
June	2,179	2,280
July	3,099	
August	4,094	
September	4,707	
October	5,257	
November	7,039	
December	8,408	
January	9,480	
February	10,491	
March	11,679	
April	11,861	
May	11,875	
June	11,876	

QUALITY

	Quantity	Base Number	Contract	AT	Region	England
% of FP17s for the same patient ID Re-attending within 3 months - Children	27	208	13.0%	9.4%	11.6%	12.0%
% of FP17s for the same patient ID Re-attending within 3 months - Adults	102	897	11.4%	14.2%	15.9%	16.0%
% of FP17s for the same patient ID Re-attending between 3 & 9 months - Children	89	208	42.8%	62.0%	60.4%	58.0%
% of FP17s for the same patient ID Re-attending between 3 & 9 months - Adults	302	897	33.7%	52.8%	52.3%	50.9%
% of FP17s for Band 1 Urgent Courses	87	1,023	8.5%	8.0%	9.5%	9.1%
% of FP17s Relating to Free Repair or Replacements	8	1,023	0.8%	0.9%	0.7%	0.8%
% of FP17s Relating to Continuations	21	1,023	2.1%	1.3%	1.0%	1.1%
% of Patients satisfied with the dentistry they have received	3	4	N/A	92.5%	91.9%	91.7%
% of Patients satisfied with the time they had to wait for an appointment	2	4	N/A	88.4%	88.0%	88.0%

* This is based on patients treated on this contract for their most recent course of treatment. Figures in italics indicate the base number of FP17s or Patient Questionnaire responses are less than 100. N/A is shown where the base number of responses is less than 10 during the period. % is calculated as Quantity/Base number*100

Q65 - Vital Signs At a Glance Contract Report for 104310/0001 - June 2017

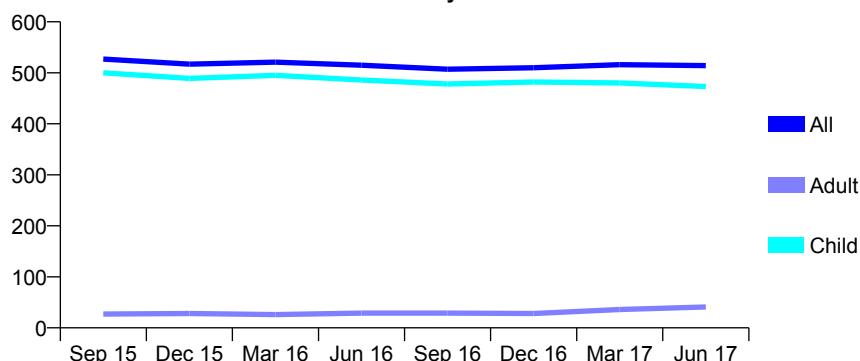
Name or company name	Henleaze Dental Practice Ltd
Contract type name	GDS Contract
Purpose of contract	General
Contract start date	01/07/2010
Contract end date	

17/18 Contracted general activity (UDA)	612
Carry forward general activity (UDA)	0
17/18 Contracted orthodontic activity (UOA)	0
Carry forward orthodontic activity (UOA)	0
Baseline contract value	£11,379.36

ACCESS*

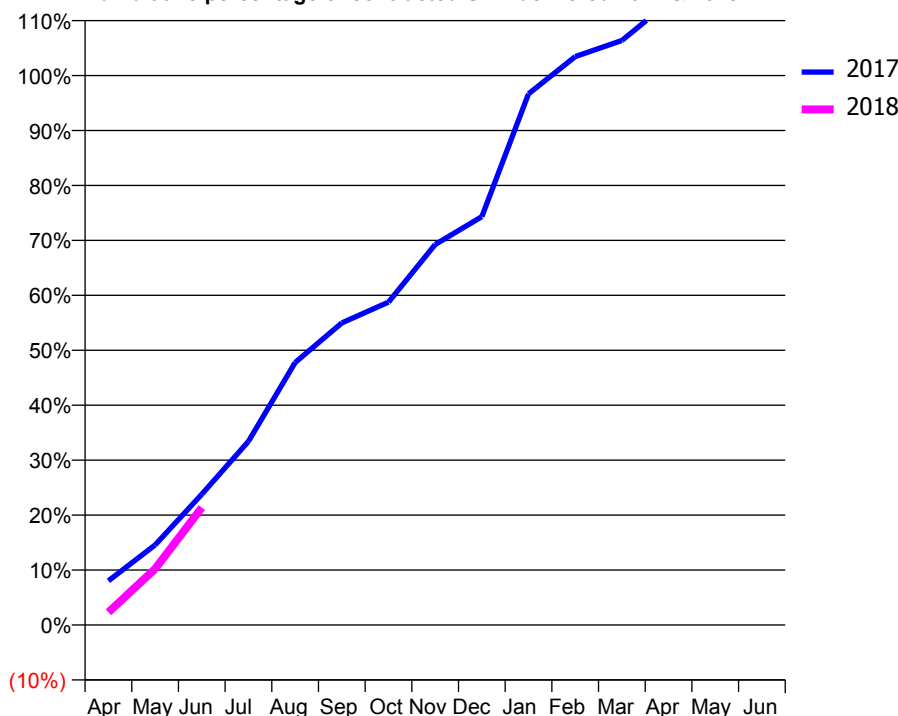
Patients seen in 24 months	Total	Change since previous quarter
Quarter ending June 2016	515	
Quarter ending September 2016	507	↓
Quarter ending December 2016	510	→
Quarter ending March 2017	516	→
Quarter ending June 2017	514	→
Variance since June 2016	(0.2%)	→

Access trend analysis



ACTIVITY

Cumulative percentage of contracted UDA delivered 2017 & 2018



Month	Adjusted Scheduled Activity (UDA)	
	2017	2018
April	49	14
May	89	63
June	146	131
July	205	
August	292	
September	336	
October	360	
November	424	
December	455	
January	592	
February	633	
March	651	
April	693	
May	702	
June	710	

QUALITY

	Quantity	Base Number	Contract	AT	Region	England
% of FP17s for the same patient ID Re-attending within 3 months - Children	6	136	4.4%	9.4%	11.6%	12.0%
% of FP17s for the same patient ID Re-attending within 3 months - Adults	0	0	N/A	14.2%	15.9%	16.0%
% of FP17s for the same patient ID Re-attending between 3 & 9 months - Children	41	136	30.1%	62.0%	60.4%	58.0%
% of FP17s for the same patient ID Re-attending between 3 & 9 months - Adults	0	0	N/A	52.8%	52.3%	50.9%
% of FP17s for Band 1 Urgent Courses	9	98	9.2%	8.0%	9.5%	9.1%
% of FP17s Relating to Free Repair or Replacements	0	98	0.0%	0.9%	0.7%	0.8%
% of FP17s Relating to Continuations	0	98	0.0%	1.3%	1.0%	1.1%
% of Patients satisfied with the dentistry they have received	2	2	N/A	92.5%	91.9%	91.7%
% of Patients satisfied with the time they had to wait for an appointment	2	2	N/A	88.4%	88.0%	88.0%

* This is based on patients treated on this contract for their most recent course of treatment. Figures in italics indicate the base number of FP17s or Patient Questionnaire responses are less than 100. N/A is shown where the base number of responses is less than 10 during the period. % is calculated as Quantity/Base number*100

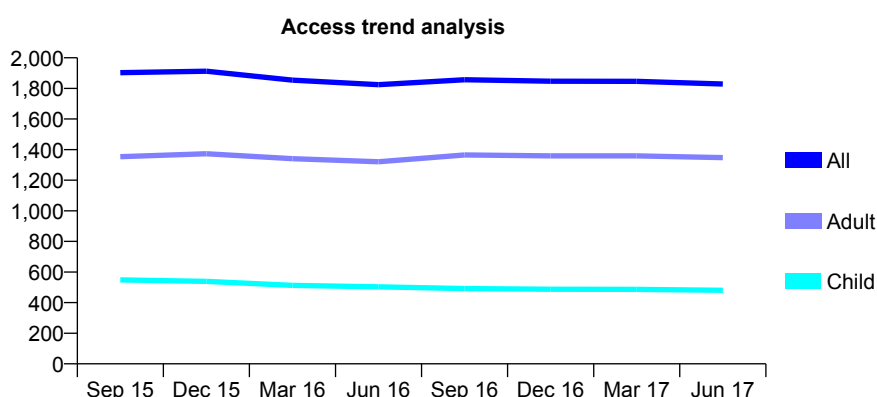
Q65 - Vital Signs At a Glance Contract Report for 106089/0001 - June 2017

Name or company name	Church Street Dental Practice Ltd
Contract type name	GDS Contract
Purpose of contract	General and Orthodontic
Contract start date	01/04/2010
Contract end date	

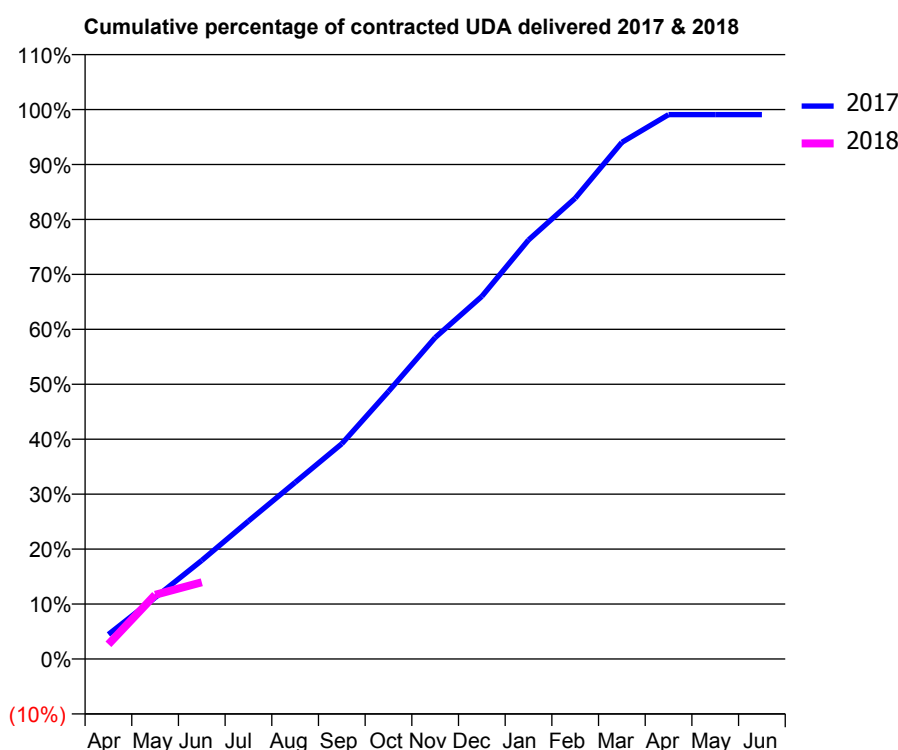
17/18 Contracted general activity (UDA)	3,250
Carry forward general activity (UDA)	0
17/18 Contracted orthodontic activity (UOA)	462
Carry forward orthodontic activity (UOA)	0
Baseline contract value	£100,221.79

ACCESS*

Patients seen in 24 months	Total	Change since previous quarter
Quarter ending June 2016	1,824	
Quarter ending September 2016	1,857	→
Quarter ending December 2016	1,847	→
Quarter ending March 2017	1,846	→
Quarter ending June 2017	1,829	→
Variance since June 2016	0.3%	→



ACTIVITY



Adjusted Scheduled Activity (UDA)		
Month	2017	2018
April	145	87
May	363	380
June	583	454
July	816	
August	1,045	
September	1,273	
October	1,582	
November	1,901	
December	2,145	
January	2,478	
February	2,726	
March	3,055	
April	3,220	
May	3,220	
June	3,220	

QUALITY

	Quantity	Base Number	Contract	AT	Region	England
% of FP17s for the same patient ID Re-attending within 3 months - Children	16	135	11.9%	9.4%	11.6%	12.0%
% of FP17s for the same patient ID Re-attending within 3 months - Adults	55	369	14.9%	14.2%	15.9%	16.0%
% of FP17s for the same patient ID Re-attending between 3 & 9 months - Children	83	135	61.5%	62.0%	60.4%	58.0%
% of FP17s for the same patient ID Re-attending between 3 & 9 months - Adults	208	369	56.4%	52.8%	52.3%	50.9%
% of FP17s for Band 1 Urgent Courses	13	246	5.3%	8.0%	9.5%	9.1%
% of FP17s Relating to Free Repair or Replacements	4	246	1.6%	0.9%	0.7%	0.8%
% of FP17s Relating to Continuations	6	246	2.4%	1.3%	1.0%	1.1%
% of Patients satisfied with the dentistry they have received	8	8	N/A	92.5%	91.9%	91.7%
% of Patients satisfied with the time they had to wait for an appointment	6	8	N/A	88.4%	88.0%	88.0%

* This is based on patients treated on this contract for their most recent course of treatment. Figures in italics indicate the base number of FP17s or Patient Questionnaire responses are less than 100. N/A is shown where the base number of responses is less than 10 during the period. % is calculated as Quantity/Base number*100

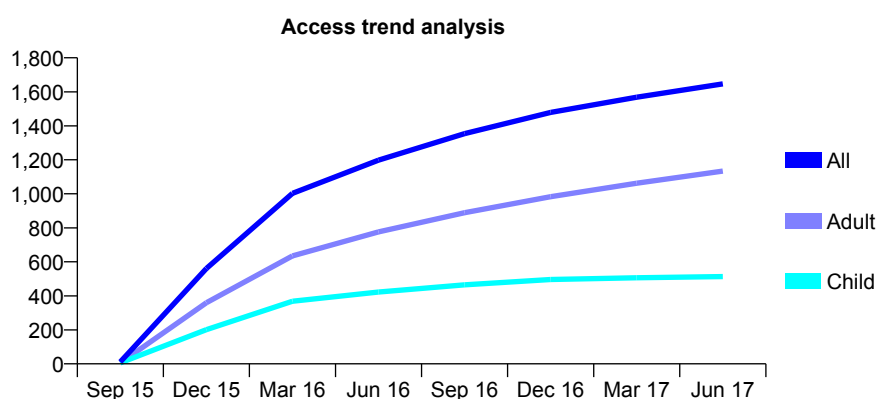
Q65 - Vital Signs At a Glance Contract Report for 106305/0001 - June 2017

Name or company name	G S Worrall & Associates
Contract type name	GDS Contract
Purpose of contract	General
Contract start date	02/09/2015
Contract end date	

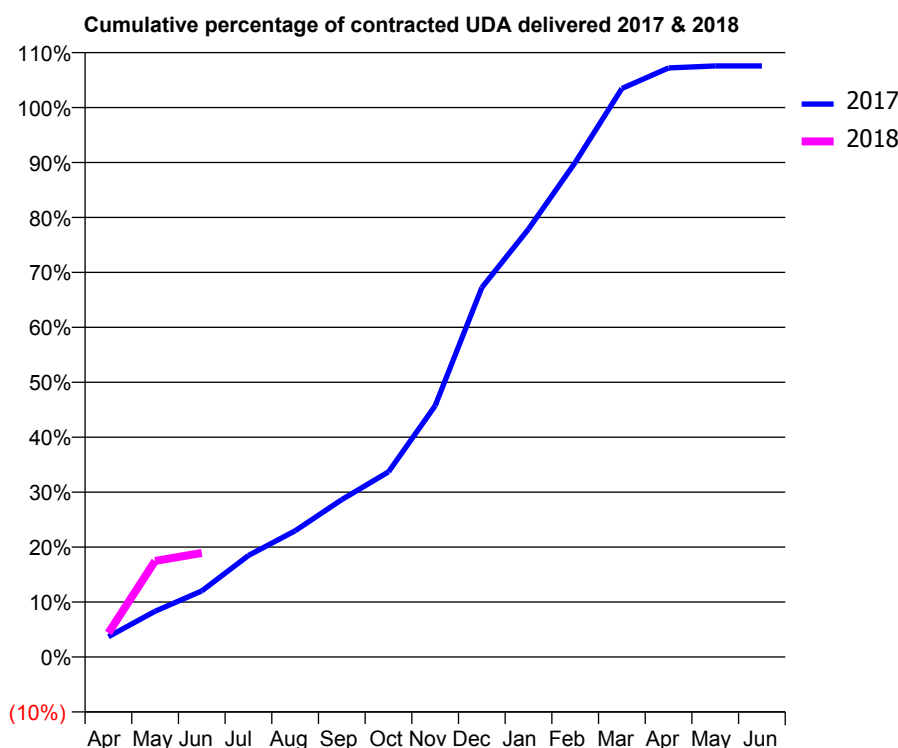
17/18 Contracted general activity (UDA)	3,053
Carry forward general activity (UDA)	0
17/18 Contracted orthodontic activity (UOA)	0
Carry forward orthodontic activity (UOA)	0
Baseline contract value	£84,287.17

ACCESS*

Patients seen in 24 months	Total	Change since previous quarter
Quarter ending June 2016	1,198	
Quarter ending September 2016	1,354	↑
Quarter ending December 2016	1,479	↑
Quarter ending March 2017	1,568	↑
Quarter ending June 2017	1,647	↑
Variance since June 2016	37.5%	↑



ACTIVITY



Adjusted Scheduled Activity (UDA)		
Month	2017	2018
April	125	134
May	281	534
June	404	578
July	622	
August	773	
September	964	
October	1,134	
November	1,539	
December	2,263	
January	2,621	
February	3,029	
March	3,482	
April	3,608	
May	3,620	
June	3,620	

QUALITY

	Quantity	Base Number	Contract	AT	Region	England
% of FP17s for the same patient ID Re-attending within 3 months - Children	10	113	8.8%	9.4%	11.6%	12.0%
% of FP17s for the same patient ID Re-attending within 3 months - Adults	44	282	15.6%	14.2%	15.9%	16.0%
% of FP17s for the same patient ID Re-attending between 3 & 9 months - Children	70	113	61.9%	62.0%	60.4%	58.0%
% of FP17s for the same patient ID Re-attending between 3 & 9 months - Adults	145	282	51.4%	52.8%	52.3%	50.9%
% of FP17s for Band 1 Urgent Courses	30	313	9.6%	8.0%	9.5%	9.1%
% of FP17s Relating to Free Repair or Replacements	1	313	0.3%	0.9%	0.7%	0.8%
% of FP17s Relating to Continuations	1	313	0.3%	1.3%	1.0%	1.1%
% of Patients satisfied with the dentistry they have received	16	18	88.9%	92.5%	91.9%	91.7%
% of Patients satisfied with the time they had to wait for an appointment	18	18	100.0%	88.4%	88.0%	88.0%

* This is based on patients treated on this contract for their most recent course of treatment. Figures in italics indicate the base number of FP17s or Patient Questionnaire responses are less than 100. N/A is shown where the base number of responses is less than 10 during the period. % is calculated as Quantity/Base number*100

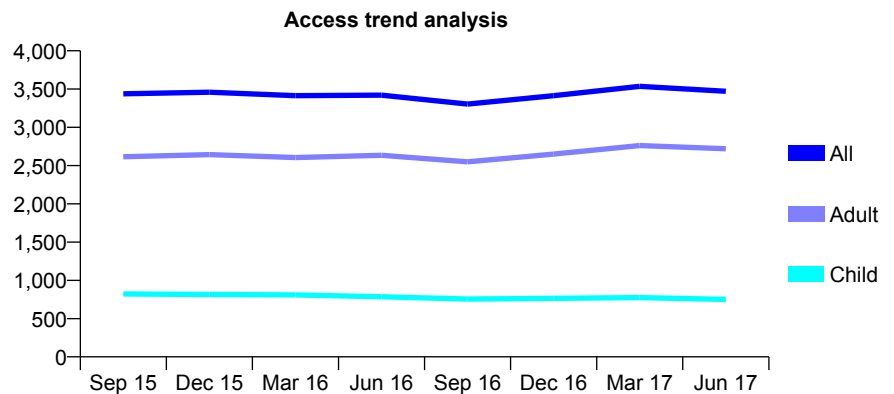
Q65 - Vital Signs At a Glance Contract Report for 107034/0003 - June 2017

Name or company name	TDK Dental Limited
Contract type name	GDS Contract
Purpose of contract	General
Contract start date	01/09/2008
Contract end date	

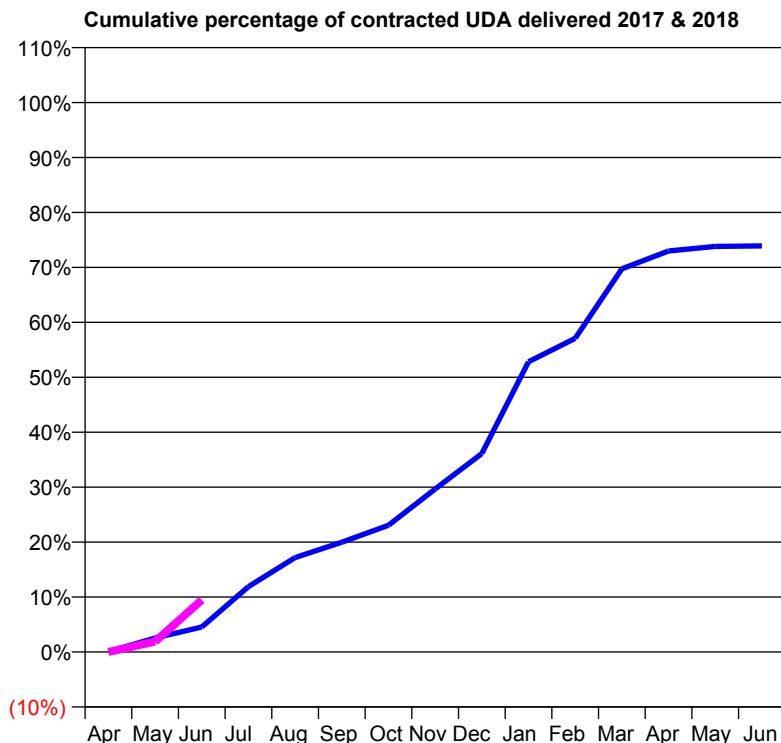
17/18 Contracted general activity (UDA)	13,778
Carry forward general activity (UDA)	0
17/18 Contracted orthodontic activity (UOA)	0
Carry forward orthodontic activity (UOA)	0
Baseline contract value	£343,899.27

ACCESS*

Patients seen in 24 months	Total	Change since previous quarter
Quarter ending June 2016	3,420	
Quarter ending September 2016	3,304	↓
Quarter ending December 2016	3,414	↑
Quarter ending March 2017	3,535	↑
Quarter ending June 2017	3,471	↓
Variance since June 2016	1.5%	→



ACTIVITY



Adjusted Scheduled Activity (UDA)		
Month	2017	2018
April	7	0
May	353	262
June	626	1,304
July	1,641	
August	2,368	
September	2,754	
October	3,177	
November	4,088	
December	4,978	
January	7,277	
February	7,867	
March	9,607	
April	10,057	
May	10,169	
June	10,183	

QUALITY

	Quantity	Base Number	Contract	AT	Region	England
% of FP17s for the same patient ID Re-attending within 3 months - Children	22	229	9.6%	9.4%	11.6%	12.0%
% of FP17s for the same patient ID Re-attending within 3 months - Adults	143	732	19.5%	14.2%	15.9%	16.0%
% of FP17s for the same patient ID Re-attending between 3 & 9 months - Children	162	229	70.7%	62.0%	60.4%	58.0%
% of FP17s for the same patient ID Re-attending between 3 & 9 months - Adults	441	732	60.2%	52.8%	52.3%	50.9%
% of FP17s for Band 1 Urgent Courses	57	715	8.0%	8.0%	9.5%	9.1%
% of FP17s Relating to Free Repair or Replacements	7	715	1.0%	0.9%	0.7%	0.8%
% of FP17s Relating to Continuations	10	715	1.4%	1.3%	1.0%	1.1%
% of Patients satisfied with the dentistry they have received	6	7	N/A	92.5%	91.9%	91.7%
% of Patients satisfied with the time they had to wait for an appointment	7	7	N/A	88.4%	88.0%	88.0%

* This is based on patients treated on this contract for their most recent course of treatment. Figures in italics indicate the base number of FP17s or Patient Questionnaire responses are less than 100. N/A is shown where the base number of responses is less than 10 during the period. % is calculated as Quantity/Base number*100

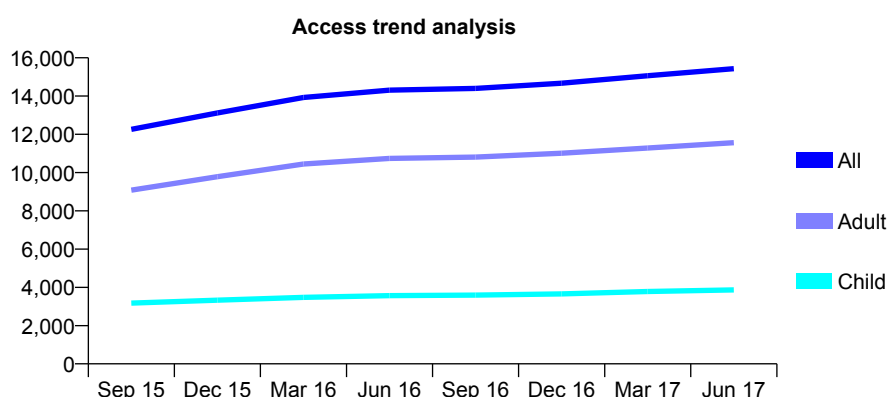
Q65 - Vital Signs At a Glance Contract Report for 107263/0001 - June 2017

Name or company name	Smile Line (UK) Ltd
Contract type name	GDS Contract
Purpose of contract	General
Contract start date	01/06/2014
Contract end date	

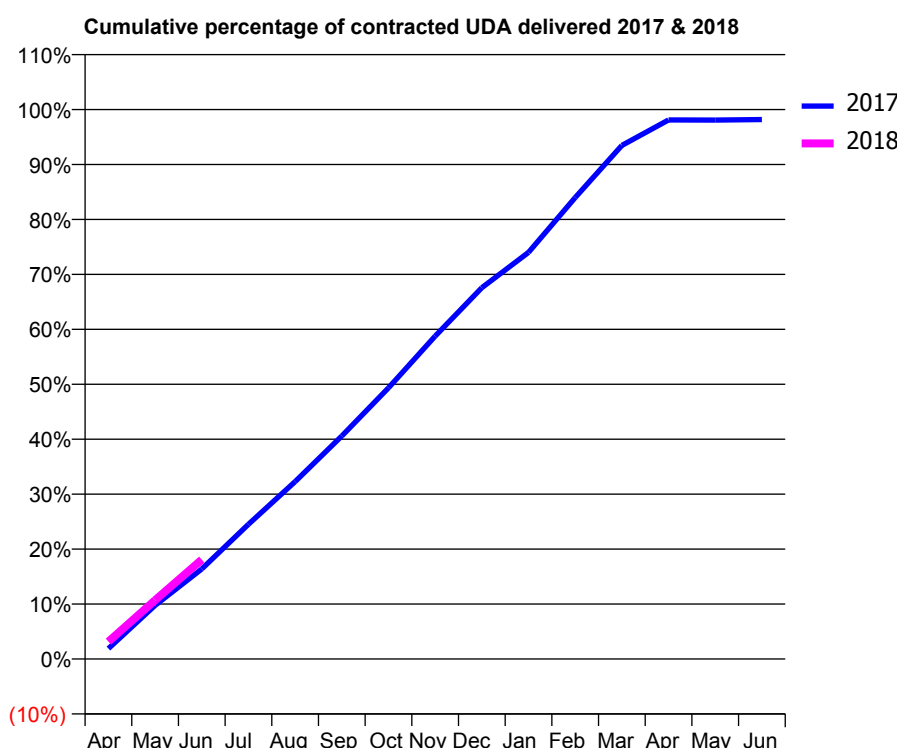
17/18 Contracted general activity (UDA)	54,160
Carry forward general activity (UDA)	0
17/18 Contracted orthodontic activity (UOA)	0
Carry forward orthodontic activity (UOA)	0
Baseline contract value	£1,424,591.30

ACCESS*

Patients seen in 24 months	Total	Change since previous quarter
Quarter ending June 2016	14,306	
Quarter ending September 2016	14,403	→
Quarter ending December 2016	14,669	→
Quarter ending March 2017	15,065	↑
Quarter ending June 2017	15,430	↑
Variance since June 2016	7.9%	↑



ACTIVITY



Adjusted Scheduled Activity (UDA)		
Month	2017	2018
April	1,034	1,711
May	5,296	5,804
June	8,881	9,799
July	13,275	
August	17,482	
September	21,980	
October	26,721	
November	31,822	
December	36,594	
January	40,079	
February	45,484	
March	50,626	
April	53,127	
May	53,122	
June	53,175	

QUALITY

	Quantity	Base Number	Contract	AT	Region	England
% of FP17s for the same patient ID Re-attending within 3 months - Children	68	1,369	5.0%	9.4%	11.6%	12.0%
% of FP17s for the same patient ID Re-attending within 3 months - Adults	386	3,619	10.7%	14.2%	15.9%	16.0%
% of FP17s for the same patient ID Re-attending between 3 & 9 months - Children	888	1,369	64.9%	62.0%	60.4%	58.0%
% of FP17s for the same patient ID Re-attending between 3 & 9 months - Adults	2,037	3,619	56.3%	52.8%	52.3%	50.9%
% of FP17s for Band 1 Urgent Courses	373	3,965	9.4%	8.0%	9.5%	9.1%
% of FP17s Relating to Free Repair or Replacements	16	3,965	0.4%	0.9%	0.7%	0.8%
% of FP17s Relating to Continuations	7	3,965	0.2%	1.3%	1.0%	1.1%
% of Patients satisfied with the dentistry they have received	24	26	92.3%	92.5%	91.9%	91.7%
% of Patients satisfied with the time they had to wait for an appointment	24	26	92.3%	88.4%	88.0%	88.0%

* This is based on patients treated on this contract for their most recent course of treatment. Figures in italics indicate the base number of FP17s or Patient Questionnaire responses are less than 100. N/A is shown where the base number of responses is less than 10 during the period. % is calculated as Quantity/Base number*100

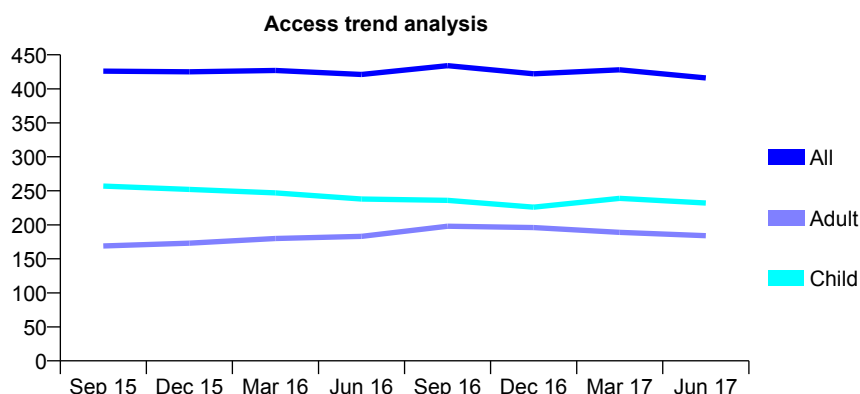
Q65 - Vital Signs At a Glance Contract Report for 109681/0001 - June 2017

Name or company name	Backwell Dental Care Ltd
Contract type name	GDS Contract
Purpose of contract	General
Contract start date	01/06/2010
Contract end date	

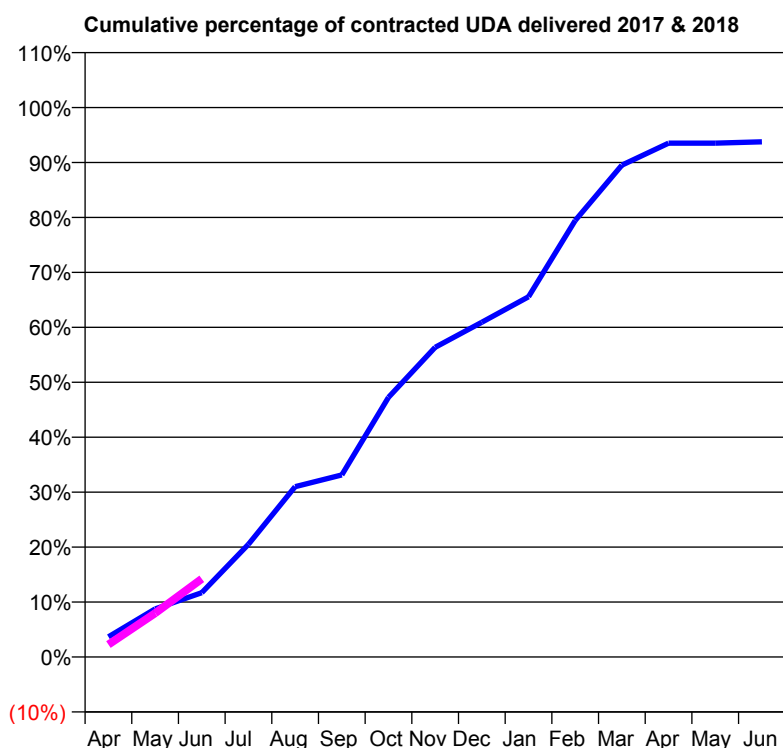
17/18 Contracted general activity (UDA)	1,205
Carry forward general activity (UDA)	0
17/18 Contracted orthodontic activity (UOA)	0
Carry forward orthodontic activity (UOA)	0
Baseline contract value	£35,690.68

ACCESS*

Patients seen in 24 months	Total	Change since previous quarter
Quarter ending June 2016	421	
Quarter ending September 2016	434	↑
Quarter ending December 2016	422	↓
Quarter ending March 2017	428	→
Quarter ending June 2017	416	↓
Variance since June 2016	(1.2%)	↓



ACTIVITY



Adjusted Scheduled Activity (UDA)		
Month	2017	2018
April	44	27
May	105	96
June	141	171
July	247	
August	374	
September	399	
October	570	
November	679	
December	734	
January	790	
February	957	
March	1,079	
April	1,127	
May	1,127	
June	1,130	

QUALITY

	Quantity	Base Number	Contract	AT	Region	England
% of FP17s for the same patient ID Re-attending within 3 months - Children	10	81	12.3%	9.4%	11.6%	12.0%
% of FP17s for the same patient ID Re-attending within 3 months - Adults	5	50	10.0%	14.2%	15.9%	16.0%
% of FP17s for the same patient ID Re-attending between 3 & 9 months - Children	56	81	69.1%	62.0%	60.4%	58.0%
% of FP17s for the same patient ID Re-attending between 3 & 9 months - Adults	36	50	72.0%	52.8%	52.3%	50.9%
% of FP17s for Band 1 Urgent Courses	7	103	6.8%	8.0%	9.5%	9.1%
% of FP17s Relating to Free Repair or Replacements	0	103	0.0%	0.9%	0.7%	0.8%
% of FP17s Relating to Continuations	0	103	0.0%	1.3%	1.0%	1.1%
% of Patients satisfied with the dentistry they have received	0	0	N/A	92.5%	91.9%	91.7%
% of Patients satisfied with the time they had to wait for an appointment	0	0	N/A	88.4%	88.0%	88.0%

* This is based on patients treated on this contract for their most recent course of treatment. Figures in italics indicate the base number of FP17s or Patient Questionnaire responses are less than 100. N/A is shown where the base number of responses is less than 10 during the period. % is calculated as Quantity/Base number*100

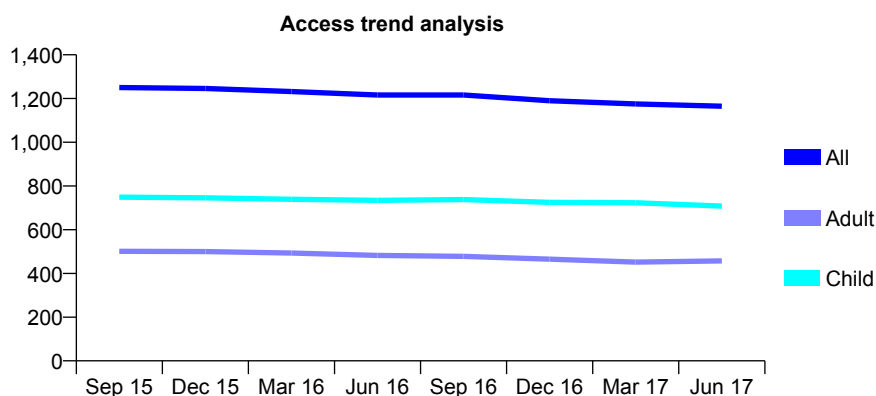
Q65 - Vital Signs At a Glance Contract Report for 111333/0001 - June 2017

Name or company name	Michael Furlong & Connor Hichens - Bank (
Contract type name	GDS Contract
Purpose of contract	General and Orthodontic
Contract start date	01/12/2012
Contract end date	

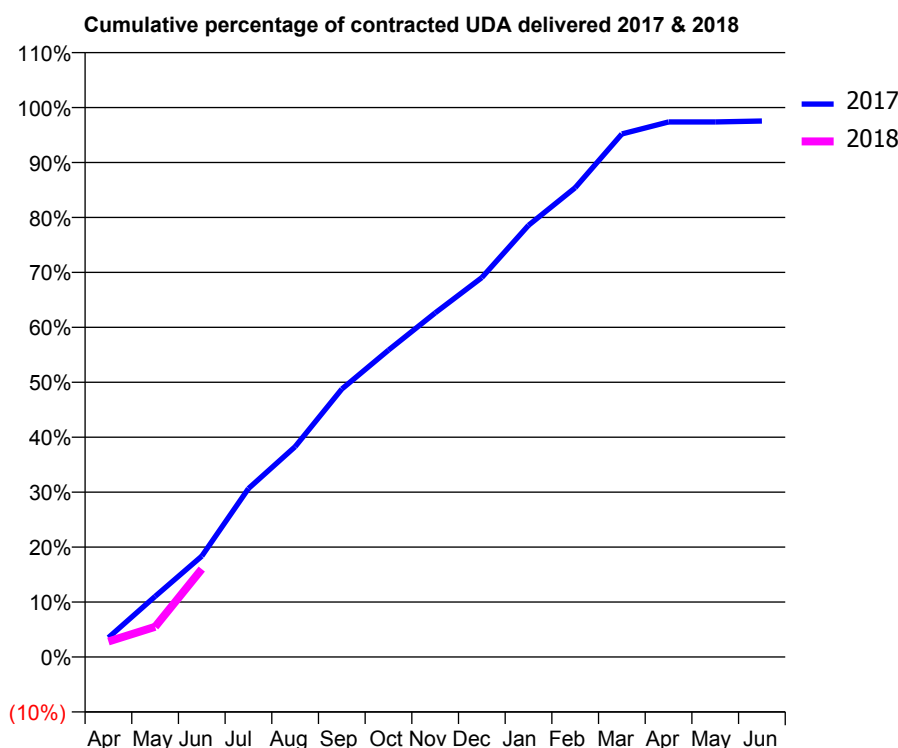
17/18 Contracted general activity (UDA)	2,700
Carry forward general activity (UDA)	0
17/18 Contracted orthodontic activity (UOA)	233
Carry forward orthodontic activity (UOA)	0
Baseline contract value	£73,148.26

ACCESS*

Patients seen in 24 months	Total	Change since previous quarter
Quarter ending June 2016	1,216	
Quarter ending September 2016	1,216	→
Quarter ending December 2016	1,190	↓
Quarter ending March 2017	1,175	↓
Quarter ending June 2017	1,165	→
Variance since June 2016	(4.2%)	↓



ACTIVITY



Adjusted Scheduled Activity (UDA)		
Month	2017	2018
April	81	76
May	253	148
June	422	432
July	705	
August	880	
September	1,122	
October	1,285	
November	1,440	
December	1,588	
January	1,807	
February	1,965	
March	2,189	
April	2,240	
May	2,240	
June	2,244	

QUALITY

	Quantity	Base Number	Contract	AT	Region	England
% of FP17s for the same patient ID Re-attending within 3 months - Children	35	246	14.2%	9.4%	11.6%	12.0%
% of FP17s for the same patient ID Re-attending within 3 months - Adults	7	102	6.9%	14.2%	15.9%	16.0%
% of FP17s for the same patient ID Re-attending between 3 & 9 months - Children	113	246	45.9%	62.0%	60.4%	58.0%
% of FP17s for the same patient ID Re-attending between 3 & 9 months - Adults	50	102	49.0%	52.8%	52.3%	50.9%
% of FP17s for Band 1 Urgent Courses	12	292	4.1%	8.0%	9.5%	9.1%
% of FP17s Relating to Free Repair or Replacements	0	292	0.0%	0.9%	0.7%	0.8%
% of FP17s Relating to Continuations	0	292	0.0%	1.3%	1.0%	1.1%
% of Patients satisfied with the dentistry they have received	3	3	N/A	92.5%	91.9%	91.7%
% of Patients satisfied with the time they had to wait for an appointment	3	3	N/A	88.4%	88.0%	88.0%

* This is based on patients treated on this contract for their most recent course of treatment. Figures in italics indicate the base number of FP17s or Patient Questionnaire responses are less than 100. N/A is shown where the base number of responses is less than 10 during the period. % is calculated as Quantity/Base number*100

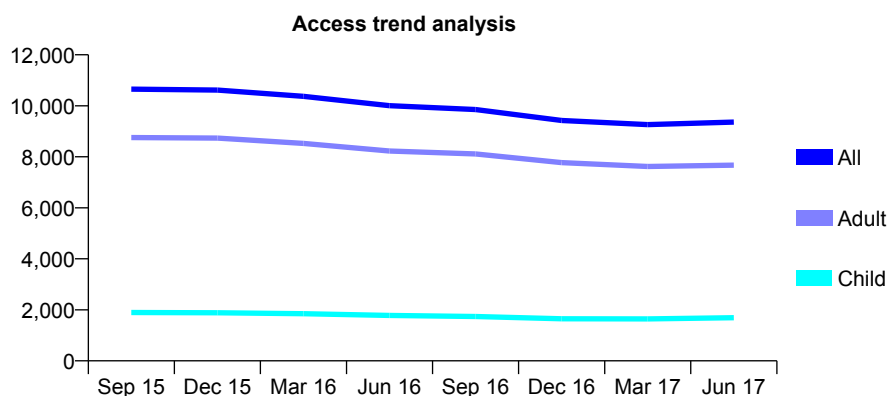
Q65 - Vital Signs At a Glance Contract Report for 112194/0001 - June 2017

Name or company name	High Street Dental Practice
Contract type name	GDS Contract
Purpose of contract	General
Contract start date	01/04/2006
Contract end date	

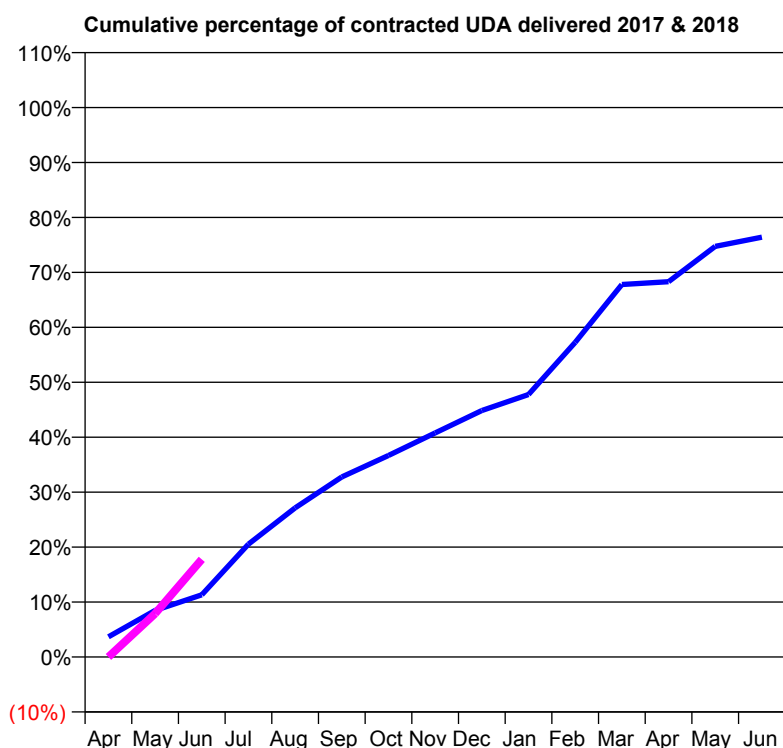
17/18 Contracted general activity (UDA)	31,000
Carry forward general activity (UDA)	0
17/18 Contracted orthodontic activity (UOA)	0
Carry forward orthodontic activity (UOA)	0
Baseline contract value	£810,906.06

ACCESS*

Patients seen in 24 months	Total	Change since previous quarter
Quarter ending June 2016	10,005	
Quarter ending September 2016	9,855	↓
Quarter ending December 2016	9,427	↓
Quarter ending March 2017	9,263	↓
Quarter ending June 2017	9,360	→
Variance since June 2016	(6.4%)	↓



ACTIVITY



Adjusted Scheduled Activity (UDA)		
Month	2017	2018
April	1,142	0
May	2,630	2,445
June	3,510	5,514
July	6,368	
August	8,413	
September	10,161	
October	11,370	
November	12,643	
December	13,904	
January	14,811	
February	17,749	
March	21,012	
April	21,169	
May	23,168	
June	23,686	

QUALITY

	Quantity	Base Number	Contract	AT	Region	England
% of FP17s for the same patient ID Re-attending within 3 months - Children	37	793	4.7%	9.4%	11.6%	12.0%
% of FP17s for the same patient ID Re-attending within 3 months - Adults	400	2,757	14.5%	14.2%	15.9%	16.0%
% of FP17s for the same patient ID Re-attending between 3 & 9 months - Children	423	793	53.3%	62.0%	60.4%	58.0%
% of FP17s for the same patient ID Re-attending between 3 & 9 months - Adults	733	2,757	26.6%	52.8%	52.3%	50.9%
% of FP17s for Band 1 Urgent Courses	169	2,328	7.3%	8.0%	9.5%	9.1%
% of FP17s Relating to Free Repair or Replacements	21	2,328	0.9%	0.9%	0.7%	0.8%
% of FP17s Relating to Continuations	73	2,328	3.1%	1.3%	1.0%	1.1%
% of Patients satisfied with the dentistry they have received	28	29	96.6%	92.5%	91.9%	91.7%
% of Patients satisfied with the time they had to wait for an appointment	25	29	86.2%	88.4%	88.0%	88.0%

* This is based on patients treated on this contract for their most recent course of treatment. Figures in italics indicate the base number of FP17s or Patient Questionnaire responses are less than 100. N/A is shown where the base number of responses is less than 10 during the period. % is calculated as Quantity/Base number*100

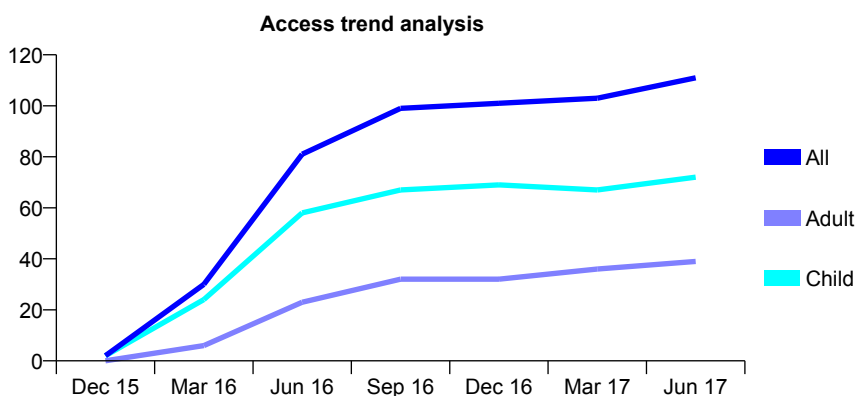
Q65 - Vital Signs At a Glance Contract Report for 114669/0001 - June 2017

Name or company name	MR MI STEWART
Contract type name	GDS Contract
Purpose of contract	General
Contract start date	01/09/2015
Contract end date	

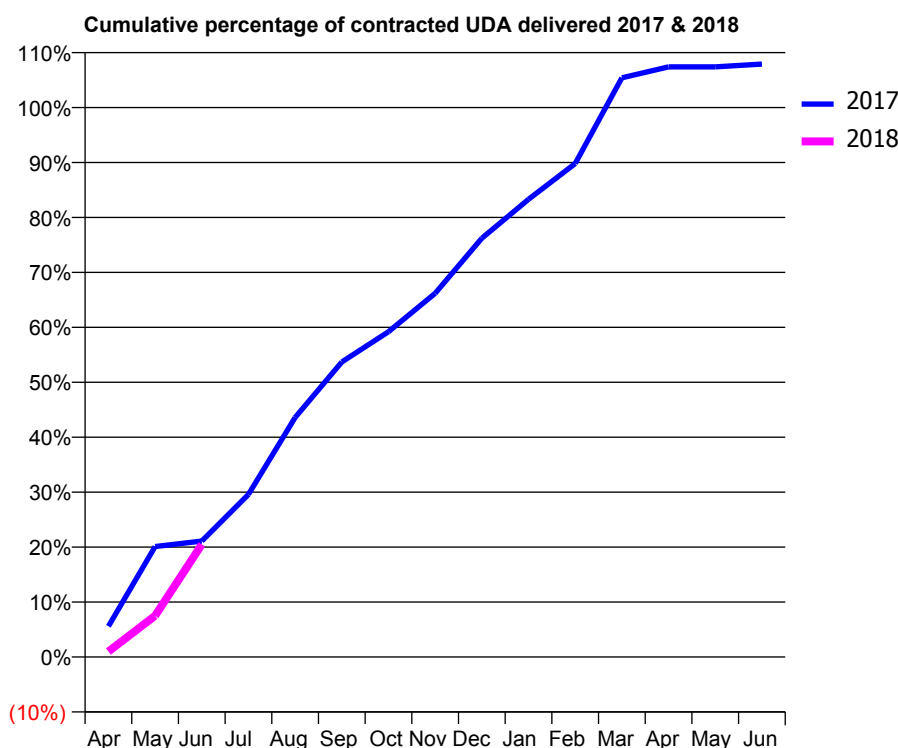
17/18 Contracted general activity (UDA)	200
Carry forward general activity (UDA)	0
17/18 Contracted orthodontic activity (UOA)	0
Carry forward orthodontic activity (UOA)	0
Baseline contract value	£4,207.40

ACCESS*

Patients seen in 24 months	Total	Change since previous quarter
Quarter ending June 2016	81	
Quarter ending September 2016	99	↑
Quarter ending December 2016	101	↑
Quarter ending March 2017	103	→
Quarter ending June 2017	111	↑
Variance since June 2016	37.0%	↑



ACTIVITY



Month	Adjusted Scheduled Activity (UDA)	
	2017	2018
April	11	2
May	40	15
June	42	41
July	59	
August	87	
September	107	
October	118	
November	132	
December	152	
January	167	
February	180	
March	211	
April	215	
May	215	
June	216	

QUALITY

	Quantity	Base Number	Contract	AT	Region	England
% of FP17s for the same patient ID Re-attending within 3 months - Children	1	33	3.0%	9.4%	11.6%	12.0%
% of FP17s for the same patient ID Re-attending within 3 months - Adults	0	7	0.0%	14.2%	15.9%	16.0%
% of FP17s for the same patient ID Re-attending between 3 & 9 months - Children	19	33	57.6%	62.0%	60.4%	58.0%
% of FP17s for the same patient ID Re-attending between 3 & 9 months - Adults	5	7	71.4%	52.8%	52.3%	50.9%
% of FP17s for Band 1 Urgent Courses	0	35	0.0%	8.0%	9.5%	9.1%
% of FP17s Relating to Free Repair or Replacements	0	35	0.0%	0.9%	0.7%	0.8%
% of FP17s Relating to Continuations	0	35	0.0%	1.3%	1.0%	1.1%
% of Patients satisfied with the dentistry they have received	0	0	N/A	92.5%	91.9%	91.7%
% of Patients satisfied with the time they had to wait for an appointment	0	0	N/A	88.4%	88.0%	88.0%

* This is based on patients treated on this contract for their most recent course of treatment. Figures in italics indicate the base number of FP17s or Patient Questionnaire responses are less than 100. N/A is shown where the base number of responses is less than 10 during the period. % is calculated as Quantity/Base number*100

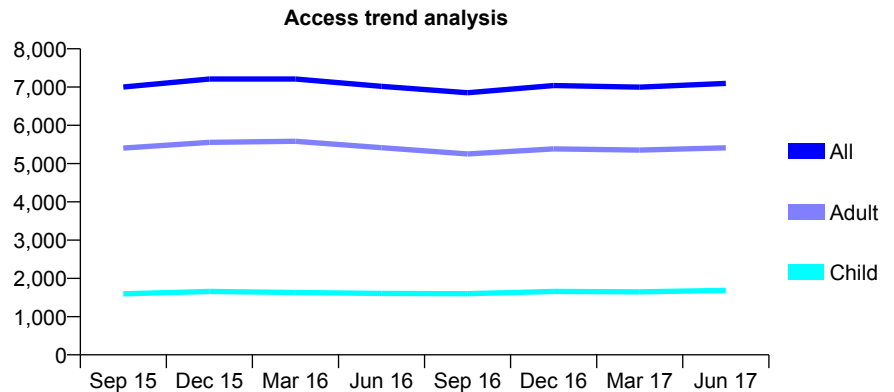
Q65 - Vital Signs At a Glance Contract Report for 115371/0001 - June 2017

Name or company name	Bahram Ltd.
Contract type name	GDS Contract
Purpose of contract	General
Contract start date	01/11/2008
Contract end date	

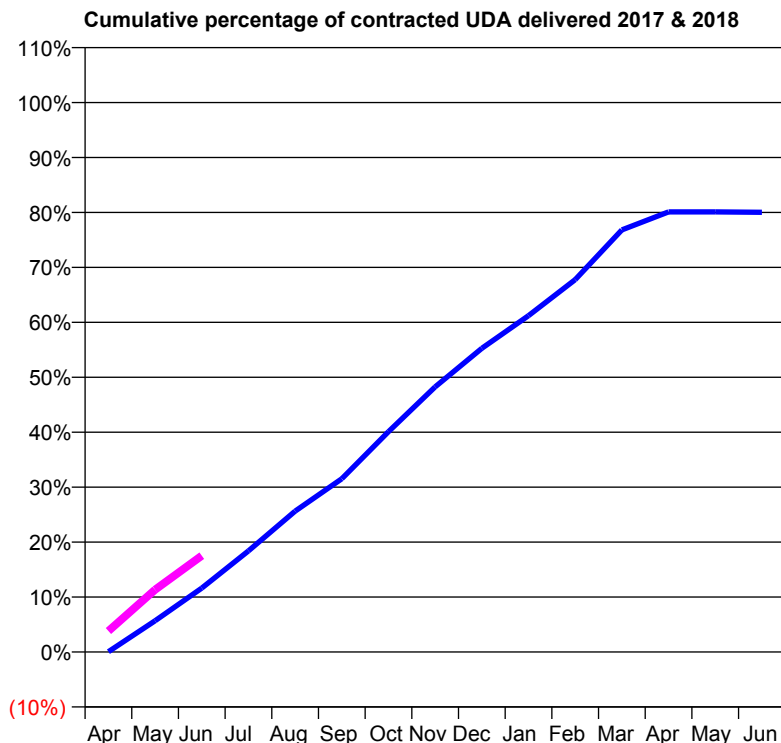
17/18 Contracted general activity (UDA)	21,238
Carry forward general activity (UDA)	0
17/18 Contracted orthodontic activity (UOA)	0
Carry forward orthodontic activity (UOA)	0
Baseline contract value	£533,186.98

ACCESS*

Patients seen in 24 months	Total	Change since previous quarter
Quarter ending June 2016	7,018	
Quarter ending September 2016	6,850	↓
Quarter ending December 2016	7,041	↑
Quarter ending March 2017	6,997	→
Quarter ending June 2017	7,096	→
Variance since June 2016	1.1%	→



ACTIVITY



Adjusted Scheduled Activity (UDA)		
Month	2017	2018
April	15	812
May	1,211	2,411
June	2,471	3,724
July	3,908	
August	5,443	
September	6,700	
October	8,516	
November	10,248	
December	11,737	
January	12,998	
February	14,392	
March	16,315	
April	17,013	
May	17,009	
June	16,996	

QUALITY

	Quantity	Base Number	Contract	AT	Region	England
% of FP17s for the same patient ID Re-attending within 3 months - Children	49	687	7.1%	9.4%	11.6%	12.0%
% of FP17s for the same patient ID Re-attending within 3 months - Adults	289	1,888	15.3%	14.2%	15.9%	16.0%
% of FP17s for the same patient ID Re-attending between 3 & 9 months - Children	469	687	68.3%	62.0%	60.4%	58.0%
% of FP17s for the same patient ID Re-attending between 3 & 9 months - Adults	1,165	1,888	61.7%	52.8%	52.3%	50.9%
% of FP17s for Band 1 Urgent Courses	177	2,026	8.7%	8.0%	9.5%	9.1%
% of FP17s Relating to Free Repair or Replacements	12	2,026	0.6%	0.9%	0.7%	0.8%
% of FP17s Relating to Continuations	17	2,026	0.8%	1.3%	1.0%	1.1%
% of Patients satisfied with the dentistry they have received	23	25	92.0%	92.5%	91.9%	91.7%
% of Patients satisfied with the time they had to wait for an appointment	25	25	100.0%	88.4%	88.0%	88.0%

* This is based on patients treated on this contract for their most recent course of treatment. Figures in italics indicate the base number of FP17s or Patient Questionnaire responses are less than 100. N/A is shown where the base number of responses is less than 10 during the period. % is calculated as Quantity/Base number*100

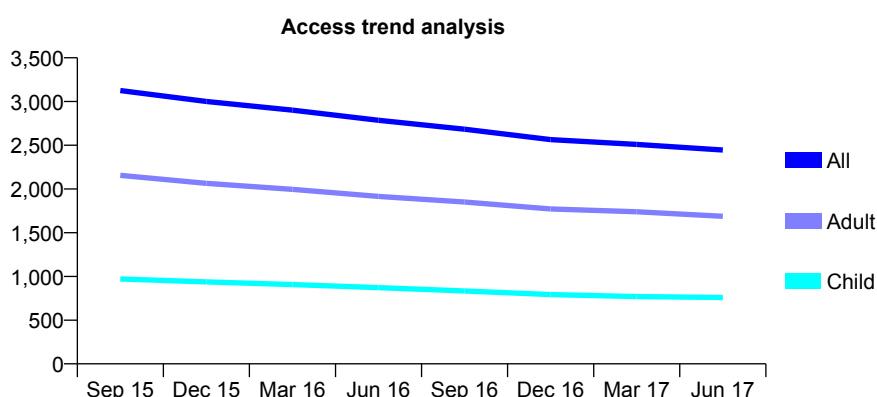
Q65 - Vital Signs At a Glance Contract Report for 115754/0001 - June 2017

Name or company name	Catherine Court Dentistry Limited
Contract type name	GDS Contract
Purpose of contract	General
Contract start date	01/02/2013
Contract end date	

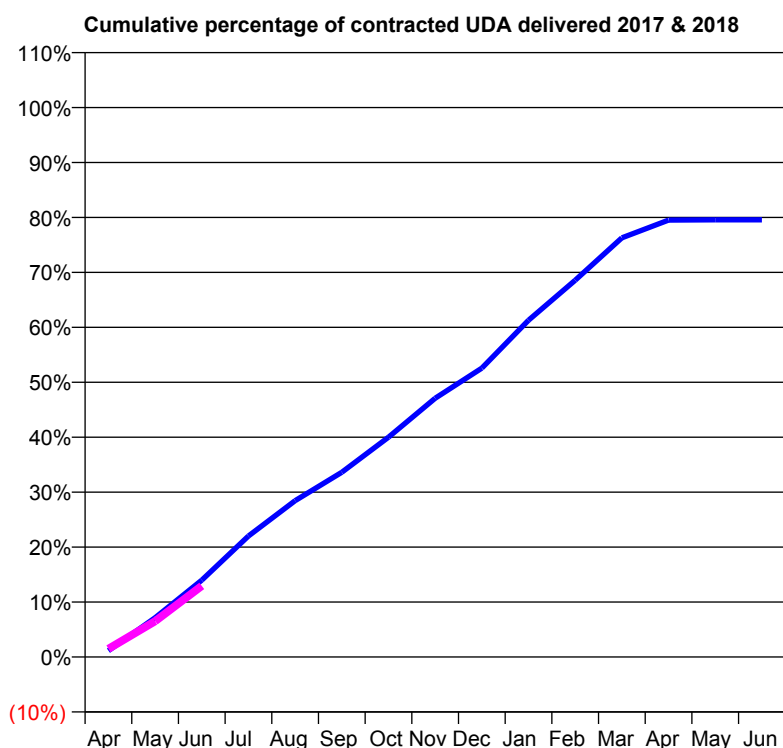
17/18 Contracted general activity (UDA)	10,000
Carry forward general activity (UDA)	0
17/18 Contracted orthodontic activity (UOA)	0
Carry forward orthodontic activity (UOA)	0
Baseline contract value	£235,305.74

ACCESS*

Patients seen in 24 months	Total	Change since previous quarter
Quarter ending June 2016	2,785	
Quarter ending September 2016	2,683	↓
Quarter ending December 2016	2,564	↓
Quarter ending March 2017	2,509	↓
Quarter ending June 2017	2,445	↓
Variance since June 2016	(12.2%)	↓



ACTIVITY



Adjusted Scheduled Activity (UDA)		
Month	2017	2018
April	115	150
May	714	652
June	1,399	1,295
July	2,203	
August	2,846	
September	3,363	
October	4,001	
November	4,710	
December	5,257	
January	6,128	
February	6,856	
March	7,629	
April	7,950	
May	7,955	
June	7,955	

QUALITY

	Quantity	Base Number	Contract	AT	Region	England
% of FP17s for the same patient ID Re-attending within 3 months - Children	6	209	2.9%	9.4%	11.6%	12.0%
% of FP17s for the same patient ID Re-attending within 3 months - Adults	56	480	11.7%	14.2%	15.9%	16.0%
% of FP17s for the same patient ID Re-attending between 3 & 9 months - Children	137	209	65.6%	62.0%	60.4%	58.0%
% of FP17s for the same patient ID Re-attending between 3 & 9 months - Adults	348	480	72.5%	52.8%	52.3%	50.9%
% of FP17s for Band 1 Urgent Courses	47	544	8.6%	8.0%	9.5%	9.1%
% of FP17s Relating to Free Repair or Replacements	8	544	1.5%	0.9%	0.7%	0.8%
% of FP17s Relating to Continuations	0	544	0.0%	1.3%	1.0%	1.1%
% of Patients satisfied with the dentistry they have received	9	11	81.8%	92.5%	91.9%	91.7%
% of Patients satisfied with the time they had to wait for an appointment	8	11	72.7%	88.4%	88.0%	88.0%

* This is based on patients treated on this contract for their most recent course of treatment. Figures in italics indicate the base number of FP17s or Patient Questionnaire responses are less than 100. N/A is shown where the base number of responses is less than 10 during the period. % is calculated as Quantity/Base number*100

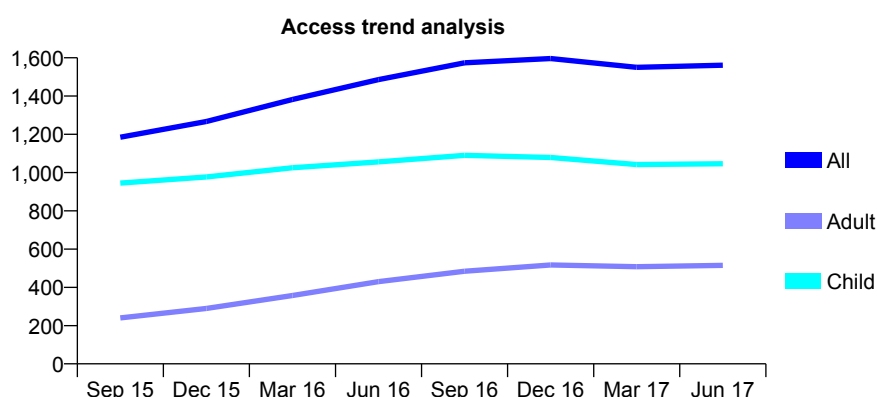
Q65 - Vital Signs At a Glance Contract Report for 115827/0001 - June 2017

Name or company name	College Street Dental Practice
Contract type name	GDS Contract
Purpose of contract	General
Contract start date	28/07/2014
Contract end date	

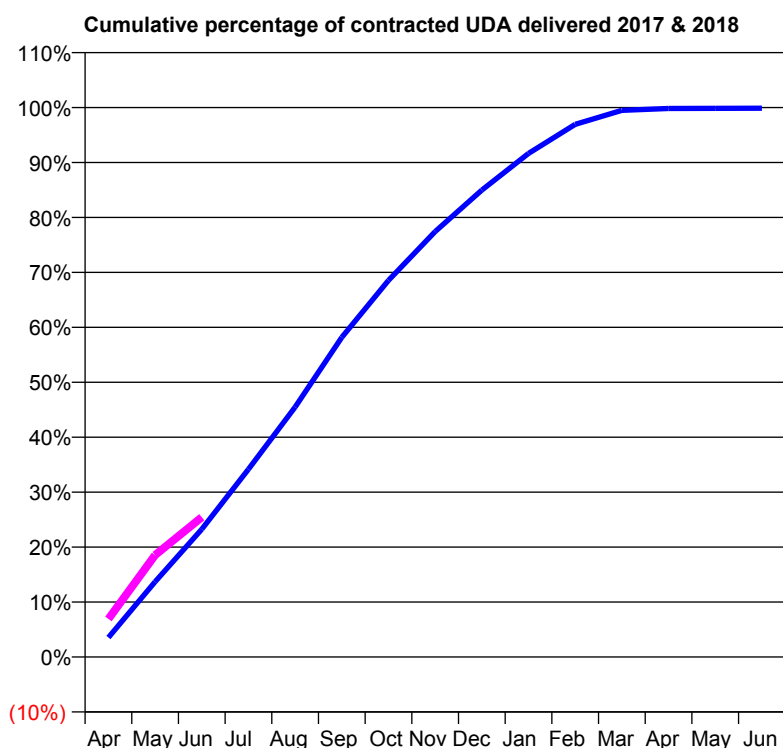
17/18 Contracted general activity (UDA)	4,000
Carry forward general activity (UDA)	0
17/18 Contracted orthodontic activity (UOA)	0
Carry forward orthodontic activity (UOA)	0
Baseline contract value	£97,854.49

ACCESS*

Patients seen in 24 months	Total	Change since previous quarter
Quarter ending June 2016	1,486	
Quarter ending September 2016	1,574	↑
Quarter ending December 2016	1,596	→
Quarter ending March 2017	1,550	↓
Quarter ending June 2017	1,561	→
Variance since June 2016	5.0%	↑



ACTIVITY



Adjusted Scheduled Activity (UDA)		
Month	2017	2018
April	142	277
May	548	742
June	931	1,017
July	1,367	
August	1,820	
September	2,327	
October	2,741	
November	3,097	
December	3,399	
January	3,666	
February	3,878	
March	3,979	
April	3,992	
May	3,993	
June	3,995	

QUALITY

	Quantity	Base Number	Contract	AT	Region	England
% of FP17s for the same patient ID Re-attending within 3 months - Children	26	526	4.9%	9.4%	11.6%	12.0%
% of FP17s for the same patient ID Re-attending within 3 months - Adults	21	164	12.8%	14.2%	15.9%	16.0%
% of FP17s for the same patient ID Re-attending between 3 & 9 months - Children	409	526	77.8%	62.0%	60.4%	58.0%
% of FP17s for the same patient ID Re-attending between 3 & 9 months - Adults	115	164	70.1%	52.8%	52.3%	50.9%
% of FP17s for Band 1 Urgent Courses	32	680	4.7%	8.0%	9.5%	9.1%
% of FP17s Relating to Free Repair or Replacements	0	680	0.0%	0.9%	0.7%	0.8%
% of FP17s Relating to Continuations	1	680	0.1%	1.3%	1.0%	1.1%
% of Patients satisfied with the dentistry they have received	3	3	N/A	92.5%	91.9%	91.7%
% of Patients satisfied with the time they had to wait for an appointment	3	3	N/A	88.4%	88.0%	88.0%

* This is based on patients treated on this contract for their most recent course of treatment. Figures in italics indicate the base number of FP17s or Patient Questionnaire responses are less than 100. N/A is shown where the base number of responses is less than 10 during the period. % is calculated as Quantity/Base number*100

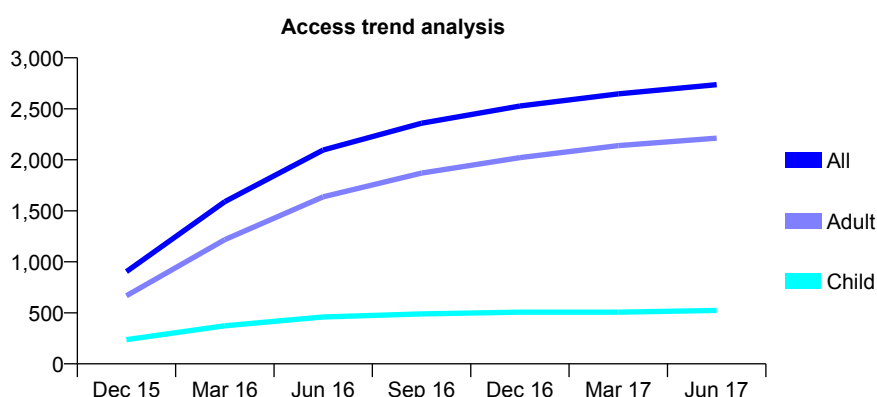
Q65 - Vital Signs At a Glance Contract Report for 116424/0001 - June 2017

Name or company name	White Dental Partnership
Contract type name	GDS Contract
Purpose of contract	General
Contract start date	01/09/2015
Contract end date	

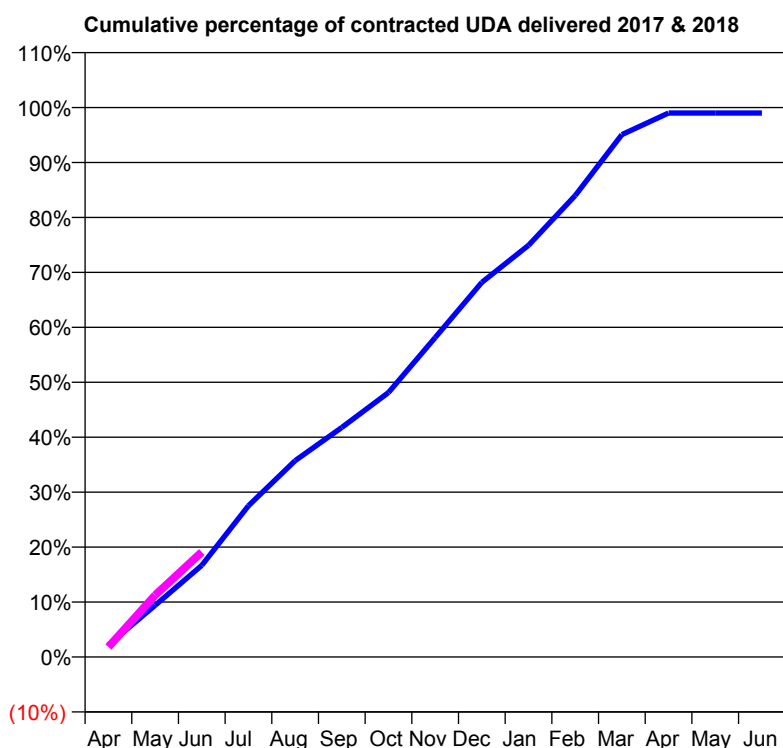
17/18 Contracted general activity (UDA)	7,059
Carry forward general activity (UDA)	0
17/18 Contracted orthodontic activity (UOA)	0
Carry forward orthodontic activity (UOA)	0
Baseline contract value	£151,189.10

ACCESS*

Patients seen in 24 months	Total	Change since previous quarter
Quarter ending June 2016	2,096	
Quarter ending September 2016	2,359	↑
Quarter ending December 2016	2,528	↑
Quarter ending March 2017	2,646	↑
Quarter ending June 2017	2,737	↑
Variance since June 2016	30.6%	↑



ACTIVITY



Adjusted Scheduled Activity (UDA)		
Month	2017	2018
April	157	129
May	664	794
June	1,178	1,348
July	1,944	
August	2,522	
September	2,949	
October	3,397	
November	4,104	
December	4,813	
January	5,289	
February	5,928	
March	6,711	
April	6,988	
May	6,988	
June	6,989	

QUALITY

	Quantity	Base Number	Contract	AT	Region	England
% of FP17s for the same patient ID Re-attending within 3 months - Children	13	205	6.3%	9.4%	11.6%	12.0%
% of FP17s for the same patient ID Re-attending within 3 months - Adults	54	637	8.5%	14.2%	15.9%	16.0%
% of FP17s for the same patient ID Re-attending between 3 & 9 months - Children	138	205	67.3%	62.0%	60.4%	58.0%
% of FP17s for the same patient ID Re-attending between 3 & 9 months - Adults	320	637	50.2%	52.8%	52.3%	50.9%
% of FP17s for Band 1 Urgent Courses	42	725	5.8%	8.0%	9.5%	9.1%
% of FP17s Relating to Free Repair or Replacements	1	725	0.1%	0.9%	0.7%	0.8%
% of FP17s Relating to Continuations	8	725	1.1%	1.3%	1.0%	1.1%
% of Patients satisfied with the dentistry they have received	5	5	N/A	92.5%	91.9%	91.7%
% of Patients satisfied with the time they had to wait for an appointment	5	5	N/A	88.4%	88.0%	88.0%

* This is based on patients treated on this contract for their most recent course of treatment. Figures in italics indicate the base number of FP17s or Patient Questionnaire responses are less than 100. N/A is shown where the base number of responses is less than 10 during the period. % is calculated as Quantity/Base number*100

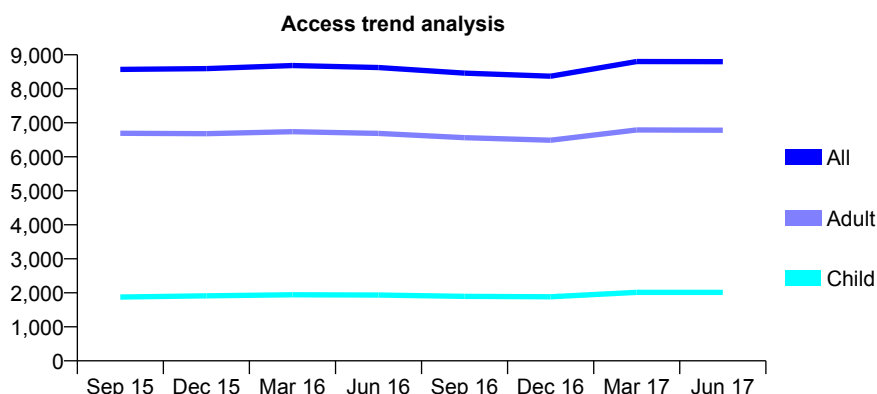
Q65 - Vital Signs At a Glance Contract Report for 118583/0001 - June 2017

Name or company name	Execudent Ltd
Contract type name	GDS Contract
Purpose of contract	General
Contract start date	01/10/2012
Contract end date	

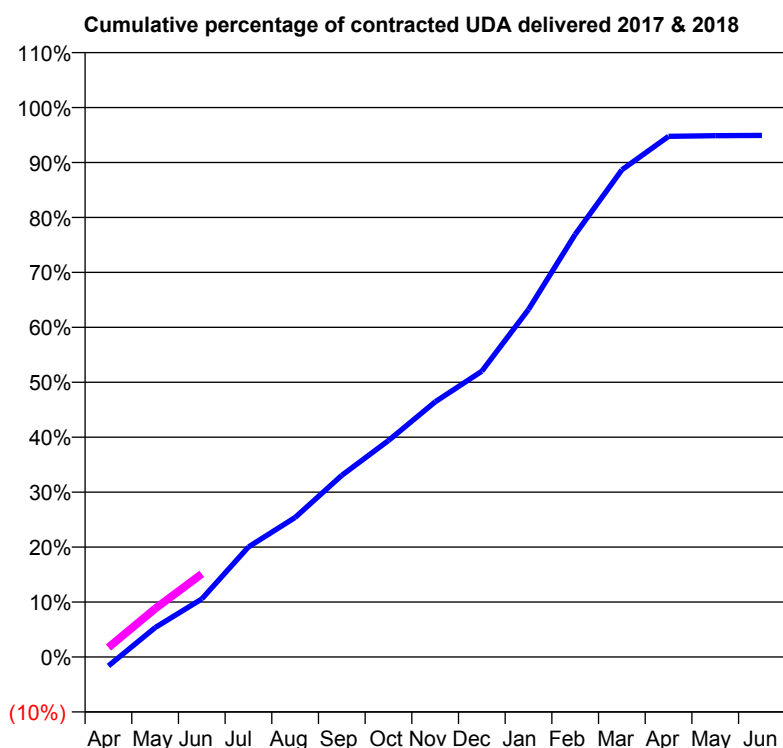
17/18 Contracted general activity (UDA)	27,280
Carry forward general activity (UDA)	0
17/18 Contracted orthodontic activity (UOA)	0
Carry forward orthodontic activity (UOA)	0
Baseline contract value	£719,359.61

ACCESS*

Patients seen in 24 months	Total	Change since previous quarter
Quarter ending June 2016	8,625	
Quarter ending September 2016	8,460	↓
Quarter ending December 2016	8,370	↓
Quarter ending March 2017	8,803	↑
Quarter ending June 2017	8,797	→
Variance since June 2016	2.0%	→



ACTIVITY



Adjusted Scheduled Activity (UDA)		
Month	2017	2018
April	-446	475
May	1,457	2,397
June	2,881	4,127
July	5,466	
August	6,929	
September	9,018	
October	10,750	
November	12,667	
December	14,190	
January	17,255	
February	20,984	
March	24,183	
April	25,847	
May	25,880	
June	25,892	

QUALITY

	Quantity	Base Number	Contract	AT	Region	England
% of FP17s for the same patient ID Re-attending within 3 months - Children	63	707	8.9%	9.4%	11.6%	12.0%
% of FP17s for the same patient ID Re-attending within 3 months - Adults	287	2,220	12.9%	14.2%	15.9%	16.0%
% of FP17s for the same patient ID Re-attending between 3 & 9 months - Children	465	707	65.8%	62.0%	60.4%	58.0%
% of FP17s for the same patient ID Re-attending between 3 & 9 months - Adults	1,424	2,220	64.1%	52.8%	52.3%	50.9%
% of FP17s for Band 1 Urgent Courses	125	2,280	5.5%	8.0%	9.5%	9.1%
% of FP17s Relating to Free Repair or Replacements	17	2,280	0.7%	0.9%	0.7%	0.8%
% of FP17s Relating to Continuations	27	2,280	1.2%	1.3%	1.0%	1.1%
% of Patients satisfied with the dentistry they have received	21	22	95.5%	92.5%	91.9%	91.7%
% of Patients satisfied with the time they had to wait for an appointment	21	22	95.5%	88.4%	88.0%	88.0%

* This is based on patients treated on this contract for their most recent course of treatment. Figures in italics indicate the base number of FP17s or Patient Questionnaire responses are less than 100. N/A is shown where the base number of responses is less than 10 during the period. % is calculated as Quantity/Base number*100

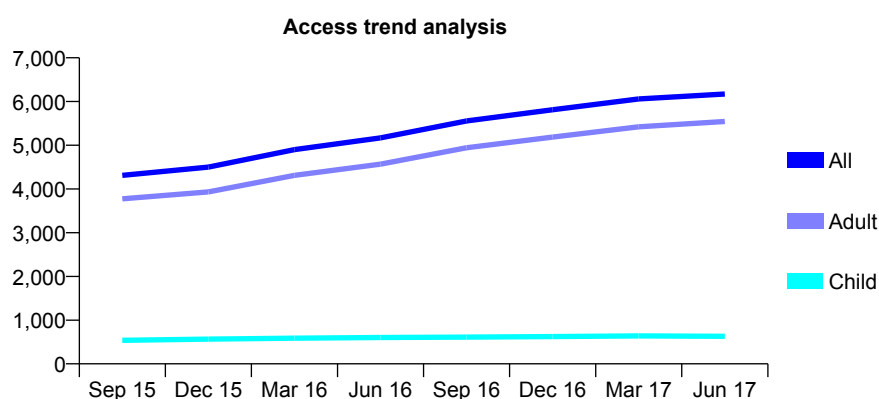
Q65 - Vital Signs At a Glance Contract Report for 118583/0002 - June 2017

Name or company name	Execudent Ltd
Contract type name	GDS Contract
Purpose of contract	General
Contract start date	01/10/2012
Contract end date	

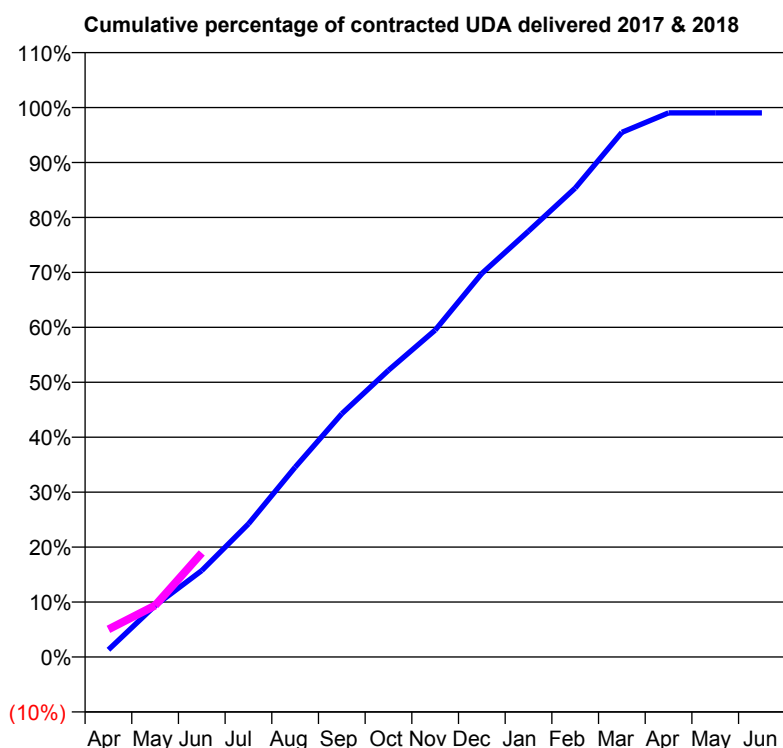
17/18 Contracted general activity (UDA)	14,299
Carry forward general activity (UDA)	0
17/18 Contracted orthodontic activity (UOA)	0
Carry forward orthodontic activity (UOA)	0
Baseline contract value	£314,171.95

ACCESS*

Patients seen in 24 months	Total	Change since previous quarter
Quarter ending June 2016	5,169	
Quarter ending September 2016	5,556	↑
Quarter ending December 2016	5,811	↑
Quarter ending March 2017	6,059	↑
Quarter ending June 2017	6,173	→
Variance since June 2016	19.4%	↑



ACTIVITY



Adjusted Scheduled Activity (UDA)		
Month	2017	2018
April	189	719
May	1,336	1,341
June	2,249	2,707
July	3,466	
August	4,940	
September	6,332	
October	7,463	
November	8,506	
December	9,981	
January	11,082	
February	12,203	
March	13,653	
April	14,159	
May	14,159	
June	14,159	

QUALITY

	Quantity	Base Number	Contract	AT	Region	England
% of FP17s for the same patient ID Re-attending within 3 months - Children	12	187	6.4%	9.4%	11.6%	12.0%
% of FP17s for the same patient ID Re-attending within 3 months - Adults	165	1,416	11.7%	14.2%	15.9%	16.0%
% of FP17s for the same patient ID Re-attending between 3 & 9 months - Children	121	187	64.7%	62.0%	60.4%	58.0%
% of FP17s for the same patient ID Re-attending between 3 & 9 months - Adults	685	1,416	48.4%	52.8%	52.3%	50.9%
% of FP17s for Band 1 Urgent Courses	88	1,421	6.2%	8.0%	9.5%	9.1%
% of FP17s Relating to Free Repair or Replacements	17	1,421	1.2%	0.9%	0.7%	0.8%
% of FP17s Relating to Continuations	13	1,421	0.9%	1.3%	1.0%	1.1%
% of Patients satisfied with the dentistry they have received	8	9	N/A	92.5%	91.9%	91.7%
% of Patients satisfied with the time they had to wait for an appointment	9	9	N/A	88.4%	88.0%	88.0%

* This is based on patients treated on this contract for their most recent course of treatment. Figures in italics indicate the base number of FP17s or Patient Questionnaire responses are less than 100. N/A is shown where the base number of responses is less than 10 during the period. % is calculated as Quantity/Base number*100

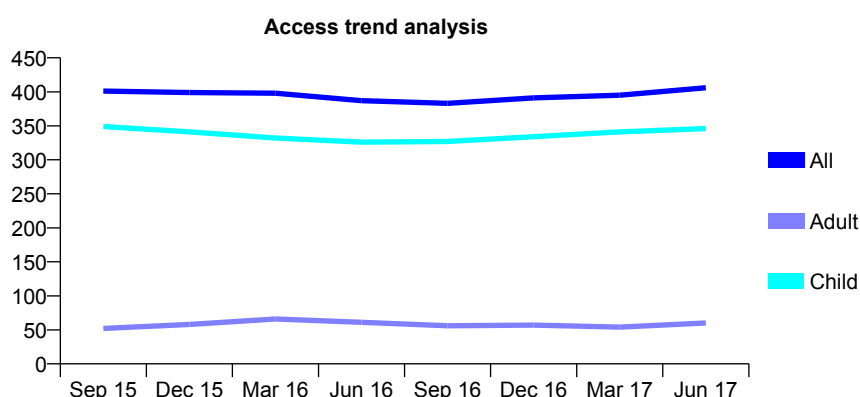
Q65 - Vital Signs At a Glance Contract Report for 118613/0001 - June 2017

Name or company name	The Bruton Dental Practice Limited
Contract type name	GDS Contract
Purpose of contract	General
Contract start date	01/12/2009
Contract end date	

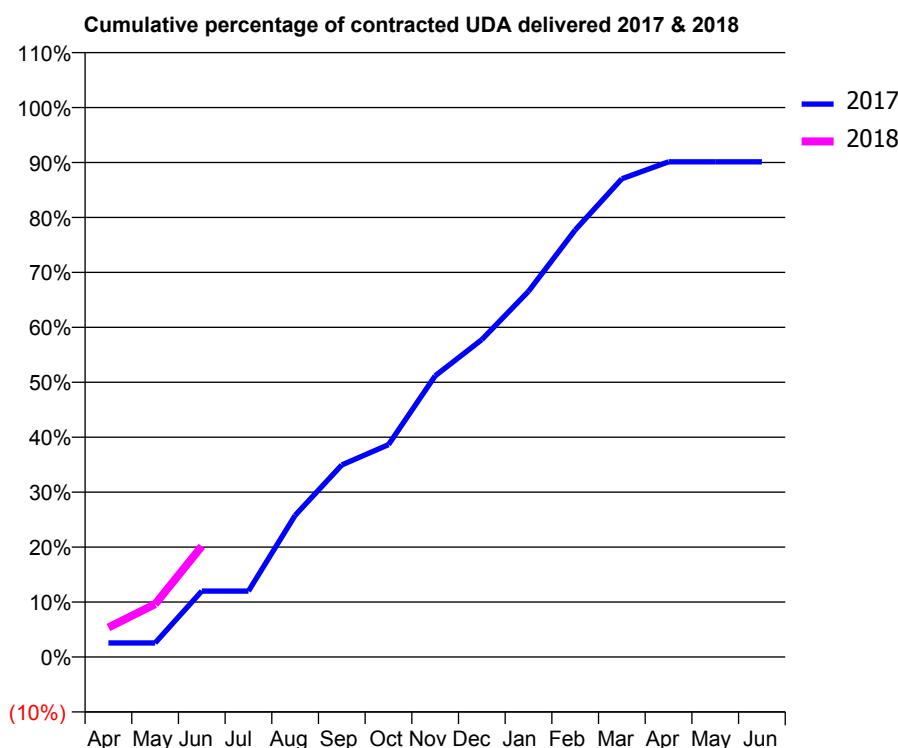
17/18 Contracted general activity (UDA)	874
Carry forward general activity (UDA)	0
17/18 Contracted orthodontic activity (UOA)	0
Carry forward orthodontic activity (UOA)	0
Baseline contract value	£18,541.59

ACCESS*

Patients seen in 24 months	Total	Change since previous quarter
Quarter ending June 2016	387	
Quarter ending September 2016	383	↓
Quarter ending December 2016	391	↑
Quarter ending March 2017	395	→
Quarter ending June 2017	406	↑
Variance since June 2016	4.9%	↑



ACTIVITY



Month	Adjusted Scheduled Activity (UDA)	
	2017	2018
April	22	47
May	22	84
June	105	176
July	105	
August	225	
September	306	
October	338	
November	447	
December	505	
January	582	
February	679	
March	761	
April	788	
May	788	
June	788	

QUALITY

	Quantity	Base Number	Contract	AT	Region	England
% of FP17s for the same patient ID Re-attending within 3 months - Children	11	154	7.1%	9.4%	11.6%	12.0%
% of FP17s for the same patient ID Re-attending within 3 months - Adults	2	10	20.0%	14.2%	15.9%	16.0%
% of FP17s for the same patient ID Re-attending between 3 & 9 months - Children	105	154	68.2%	62.0%	60.4%	58.0%
% of FP17s for the same patient ID Re-attending between 3 & 9 months - Adults	3	10	30.0%	52.8%	52.3%	50.9%
% of FP17s for Band 1 Urgent Courses	6	143	4.2%	8.0%	9.5%	9.1%
% of FP17s Relating to Free Repair or Replacements	0	143	0.0%	0.9%	0.7%	0.8%
% of FP17s Relating to Continuations	0	143	0.0%	1.3%	1.0%	1.1%
% of Patients satisfied with the dentistry they have received	0	0	N/A	92.5%	91.9%	91.7%
% of Patients satisfied with the time they had to wait for an appointment	0	0	N/A	88.4%	88.0%	88.0%

* This is based on patients treated on this contract for their most recent course of treatment. Figures in italics indicate the base number of FP17s or Patient Questionnaire responses are less than 100. N/A is shown where the base number of responses is less than 10 during the period. % is calculated as Quantity/Base number*100

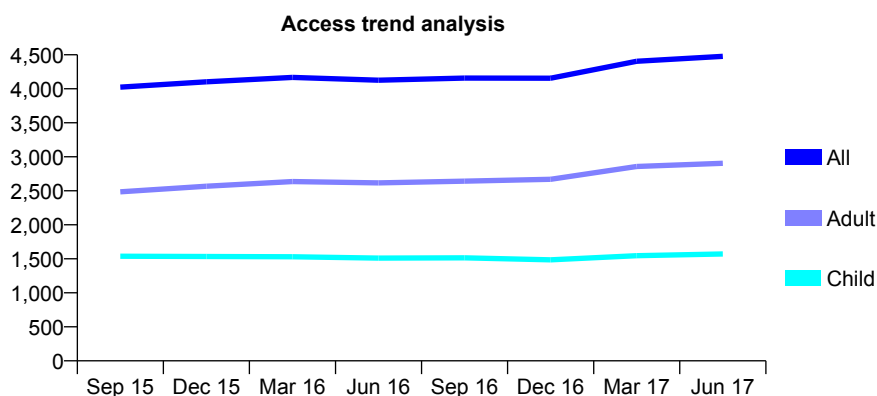
Q65 - Vital Signs At a Glance Contract Report for 119466/0001 - June 2017

Name or company name	Davidson, Smith and Associates
Contract type name	GDS Contract
Purpose of contract	General
Contract start date	01/04/2011
Contract end date	

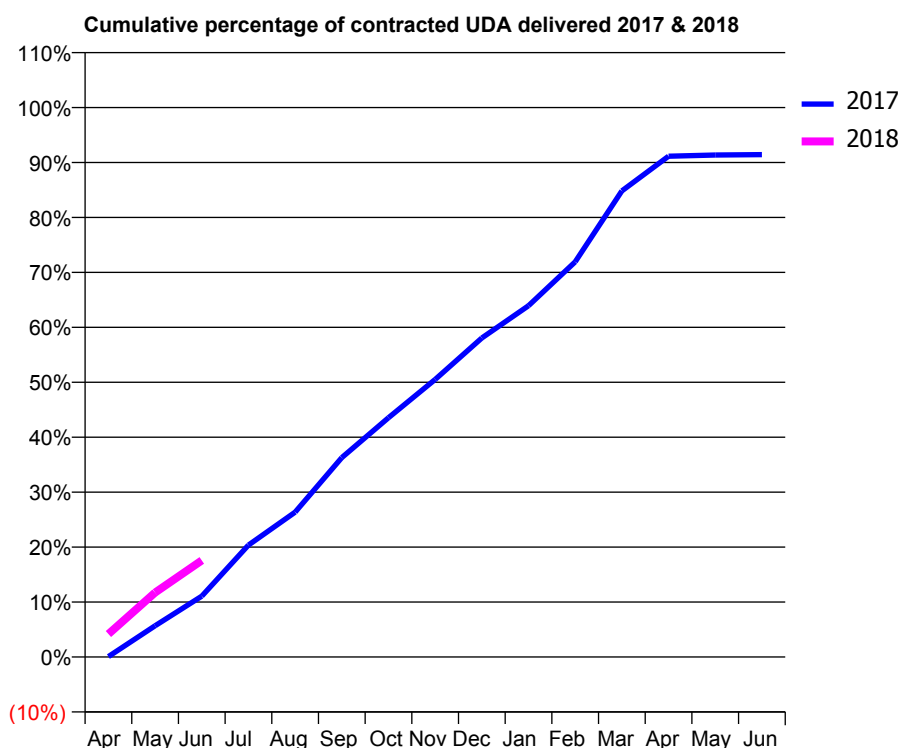
17/18 Contracted general activity (UDA)	12,029
Carry forward general activity (UDA)	0
17/18 Contracted orthodontic activity (UOA)	0
Carry forward orthodontic activity (UOA)	0
Baseline contract value	£302,404.50

ACCESS*

Patients seen in 24 months	Total	Change since previous quarter
Quarter ending June 2016	4,126	
Quarter ending September 2016	4,157	→
Quarter ending December 2016	4,156	→
Quarter ending March 2017	4,405	↑
Quarter ending June 2017	4,477	→
Variance since June 2016	8.5%	↑



ACTIVITY



Adjusted Scheduled Activity (UDA)		
Month	2017	2018
April	9	504
May	685	1,411
June	1,333	2,115
July	2,451	
August	3,172	
September	4,365	
October	5,240	
November	6,077	
December	6,984	
January	7,689	
February	8,651	
March	10,203	
April	10,963	
May	10,989	
June	10,997	

QUALITY

	Quantity	Base Number	Contract	AT	Region	England
% of FP17s for the same patient ID Re-attending within 3 months - Children	64	593	10.8%	9.4%	11.6%	12.0%
% of FP17s for the same patient ID Re-attending within 3 months - Adults	184	1,022	18.0%	14.2%	15.9%	16.0%
% of FP17s for the same patient ID Re-attending between 3 & 9 months - Children	370	593	62.4%	62.0%	60.4%	58.0%
% of FP17s for the same patient ID Re-attending between 3 & 9 months - Adults	576	1,022	56.4%	52.8%	52.3%	50.9%
% of FP17s for Band 1 Urgent Courses	54	1,079	5.0%	8.0%	9.5%	9.1%
% of FP17s Relating to Free Repair or Replacements	7	1,079	0.6%	0.9%	0.7%	0.8%
% of FP17s Relating to Continuations	7	1,079	0.6%	1.3%	1.0%	1.1%
% of Patients satisfied with the dentistry they have received	3	4	N/A	92.5%	91.9%	91.7%
% of Patients satisfied with the time they had to wait for an appointment	4	4	N/A	88.4%	88.0%	88.0%

* This is based on patients treated on this contract for their most recent course of treatment. Figures in italics indicate the base number of FP17s or Patient Questionnaire responses are less than 100. N/A is shown where the base number of responses is less than 10 during the period. % is calculated as Quantity/Base number*100

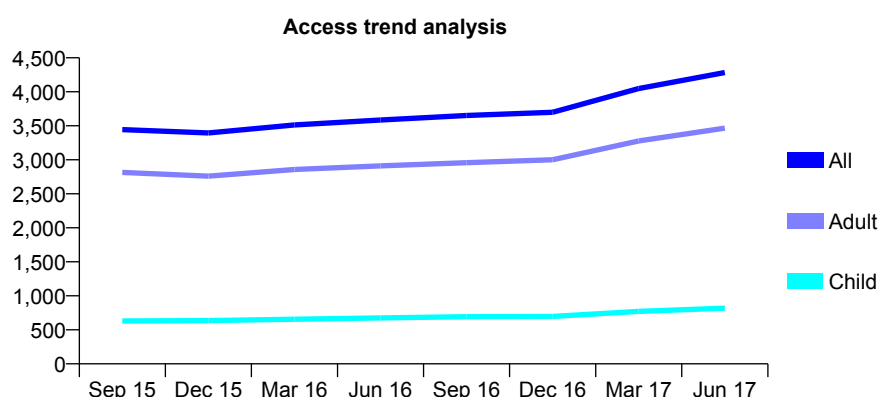
Q65 - Vital Signs At a Glance Contract Report for 121193/0001 - June 2017

Name or company name	Easton Dental Practice
Contract type name	GDS Contract
Purpose of contract	General
Contract start date	26/11/2009
Contract end date	

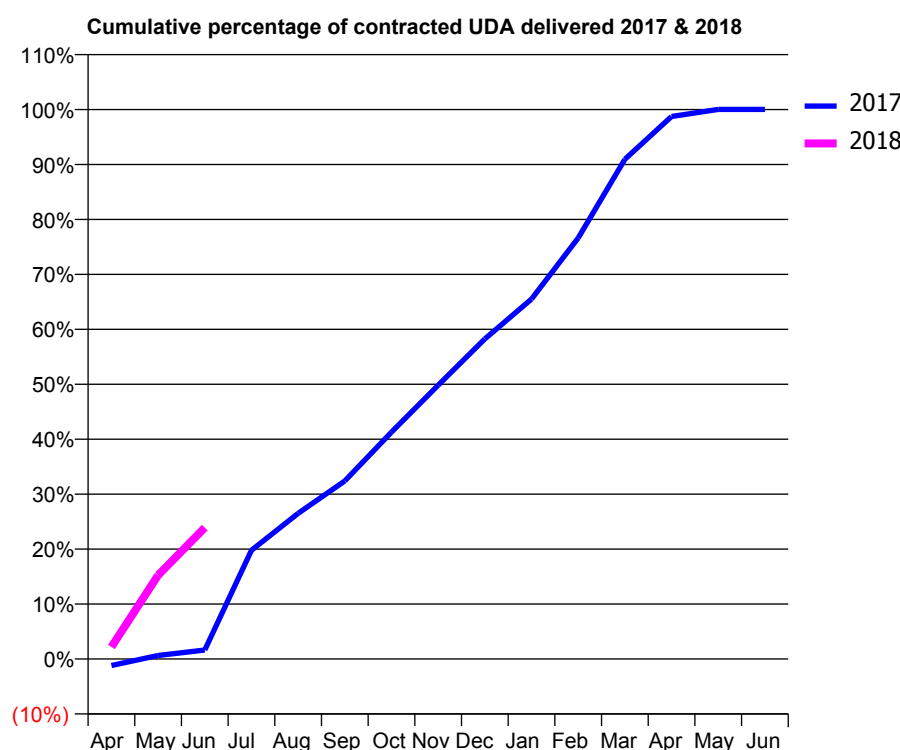
17/18 Contracted general activity (UDA)	15,012
Carry forward general activity (UDA)	0
17/18 Contracted orthodontic activity (UOA)	0
Carry forward orthodontic activity (UOA)	0
Baseline contract value	£347,408.49

ACCESS*

Patients seen in 24 months	Total	Change since previous quarter
Quarter ending June 2016	3,586	
Quarter ending September 2016	3,652	→
Quarter ending December 2016	3,699	→
Quarter ending March 2017	4,048	↑
Quarter ending June 2017	4,284	↑
Variance since June 2016	19.5%	↑



ACTIVITY



Adjusted Scheduled Activity (UDA)		
Month	2017	2018
April	-182	329
May	98	2,289
June	247	3,589
July	2,972	
August	3,980	
September	4,865	
October	6,199	
November	7,479	
December	8,744	
January	9,835	
February	11,503	
March	13,653	
April	14,820	
May	15,014	
June	15,014	

QUALITY

	Quantity	Base Number	Contract	AT	Region	England
% of FP17s for the same patient ID Re-attending within 3 months - Children	22	278	7.9%	9.4%	11.6%	12.0%
% of FP17s for the same patient ID Re-attending within 3 months - Adults	168	1,136	14.8%	14.2%	15.9%	16.0%
% of FP17s for the same patient ID Re-attending between 3 & 9 months - Children	116	278	41.7%	62.0%	60.4%	58.0%
% of FP17s for the same patient ID Re-attending between 3 & 9 months - Adults	446	1,136	39.3%	52.8%	52.3%	50.9%
% of FP17s for Band 1 Urgent Courses	126	1,102	11.4%	8.0%	9.5%	9.1%
% of FP17s Relating to Free Repair or Replacements	5	1,102	0.5%	0.9%	0.7%	0.8%
% of FP17s Relating to Continuations	6	1,102	0.5%	1.3%	1.0%	1.1%
% of Patients satisfied with the dentistry they have received	18	24	75.0%	92.5%	91.9%	91.7%
% of Patients satisfied with the time they had to wait for an appointment	20	24	83.3%	88.4%	88.0%	88.0%

* This is based on patients treated on this contract for their most recent course of treatment. Figures in italics indicate the base number of FP17s or Patient Questionnaire responses are less than 100. N/A is shown where the base number of responses is less than 10 during the period. % is calculated as Quantity/Base number*100

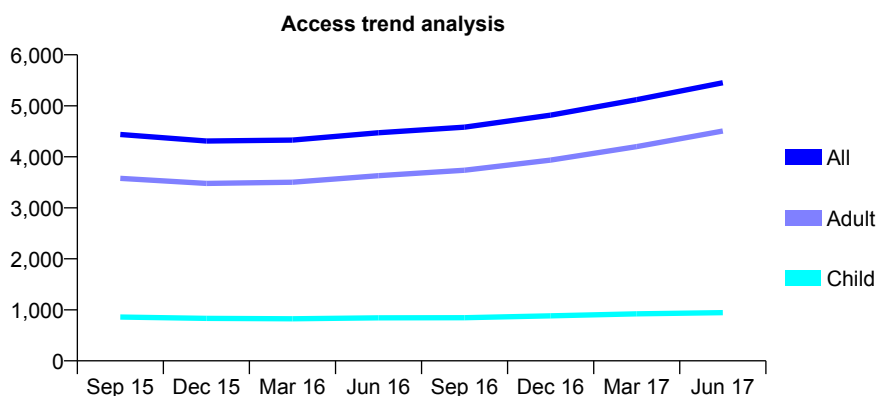
Q65 - Vital Signs At a Glance Contract Report for 121193/0002 - June 2017

Name or company name	Easton Dental Partnership
Contract type name	GDS Contract
Purpose of contract	General
Contract start date	01/04/2011
Contract end date	

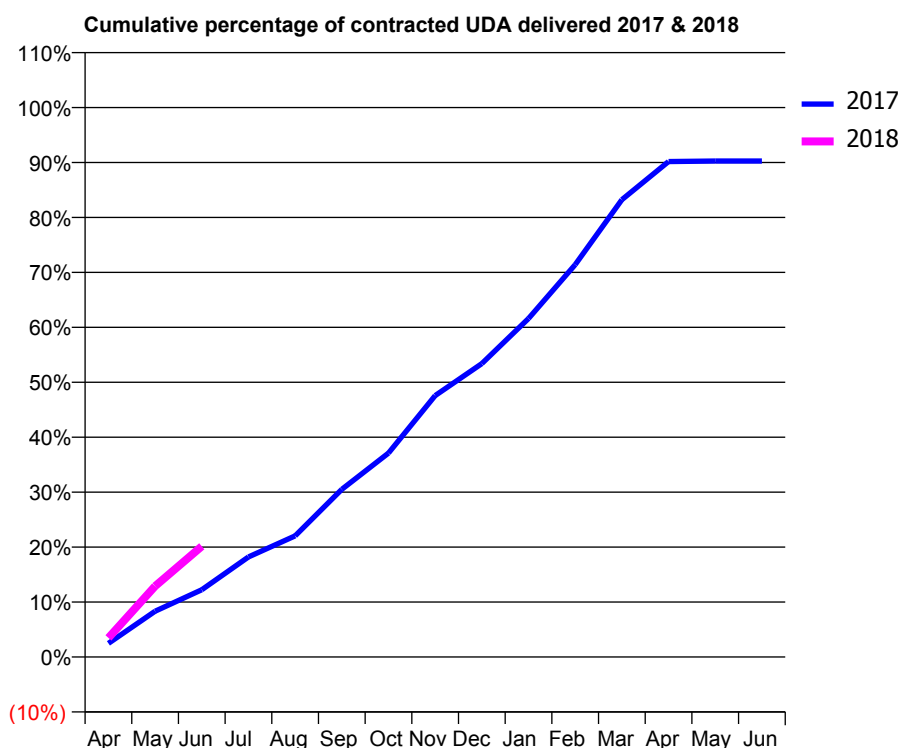
17/18 Contracted general activity (UDA)	14,903
Carry forward general activity (UDA)	0
17/18 Contracted orthodontic activity (UOA)	0
Carry forward orthodontic activity (UOA)	0
Baseline contract value	£355,308.54

ACCESS*

Patients seen in 24 months	Total	Change since previous quarter
Quarter ending June 2016	4,472	
Quarter ending September 2016	4,583	↑
Quarter ending December 2016	4,818	↑
Quarter ending March 2017	5,121	↑
Quarter ending June 2017	5,452	↑
Variance since June 2016	21.9%	↑



ACTIVITY



Adjusted Scheduled Activity (UDA)		
Month	2017	2018
April	369	521
May	1,242	1,921
June	1,825	3,003
July	2,713	
August	3,287	
September	4,549	
October	5,531	
November	7,089	
December	7,957	
January	9,180	
February	10,641	
March	12,402	
April	13,437	
May	13,451	
June	13,451	

QUALITY

	Quantity	Base Number	Contract	AT	Region	England
% of FP17s for the same patient ID Re-attending within 3 months - Children	23	328	7.0%	9.4%	11.6%	12.0%
% of FP17s for the same patient ID Re-attending within 3 months - Adults	131	1,399	9.4%	14.2%	15.9%	16.0%
% of FP17s for the same patient ID Re-attending between 3 & 9 months - Children	147	328	44.8%	62.0%	60.4%	58.0%
% of FP17s for the same patient ID Re-attending between 3 & 9 months - Adults	589	1,399	42.1%	52.8%	52.3%	50.9%
% of FP17s for Band 1 Urgent Courses	116	1,375	8.4%	8.0%	9.5%	9.1%
% of FP17s Relating to Free Repair or Replacements	9	1,375	0.7%	0.9%	0.7%	0.8%
% of FP17s Relating to Continuations	4	1,375	0.3%	1.3%	1.0%	1.1%
% of Patients satisfied with the dentistry they have received	30	30	100.0%	92.5%	91.9%	91.7%
% of Patients satisfied with the time they had to wait for an appointment	24	30	80.0%	88.4%	88.0%	88.0%

* This is based on patients treated on this contract for their most recent course of treatment. Figures in italics indicate the base number of FP17s or Patient Questionnaire responses are less than 100. N/A is shown where the base number of responses is less than 10 during the period. % is calculated as Quantity/Base number*100

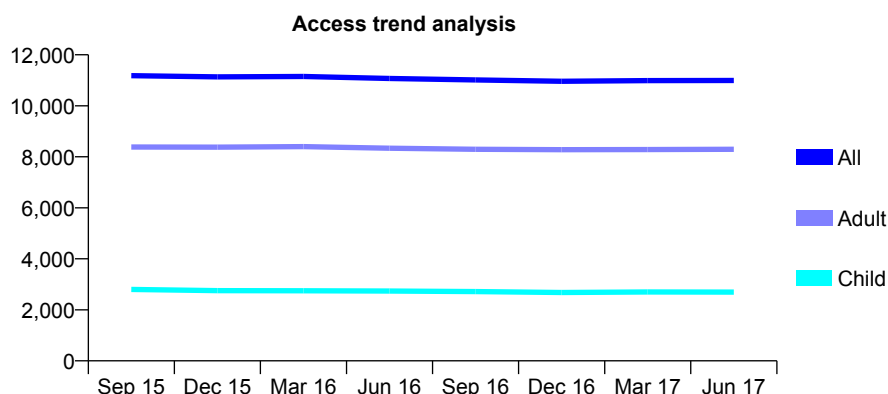
Q65 - Vital Signs At a Glance Contract Report for 122165/0001 - June 2017

Name or company name	Passage House Dental Care
Contract type name	GDS Contract
Purpose of contract	General and Orthodontic
Contract start date	01/10/2008
Contract end date	

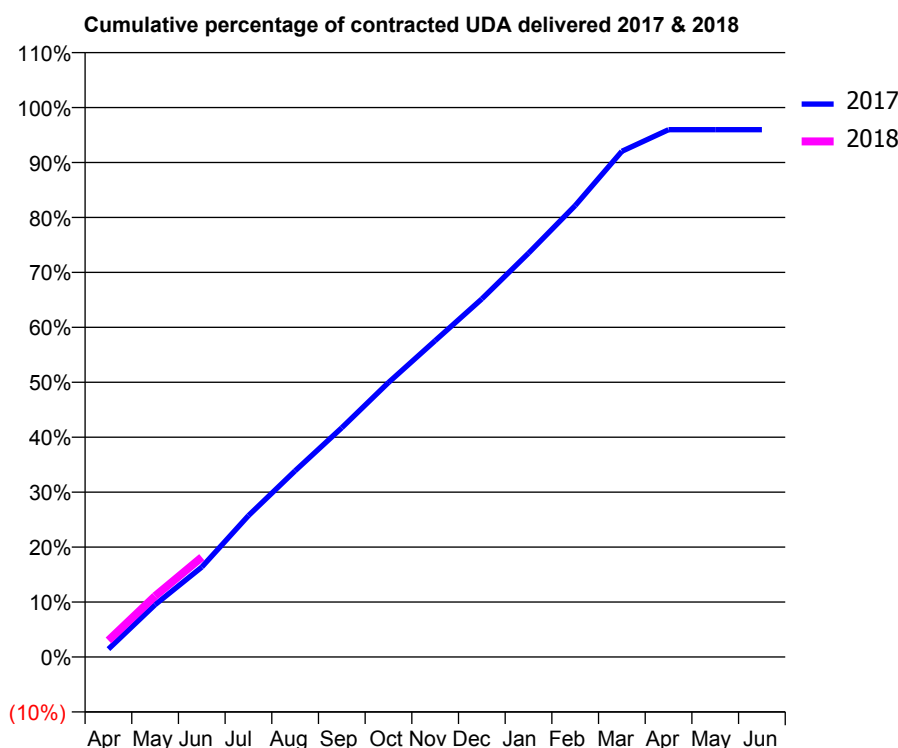
17/18 Contracted general activity (UDA)	28,767
Carry forward general activity (UDA)	0
17/18 Contracted orthodontic activity (UOA)	784
Carry forward orthodontic activity (UOA)	0
Baseline contract value	£759,896.18

ACCESS*

Patients seen in 24 months	Total	Change since previous quarter
Quarter ending June 2016	11,073	
Quarter ending September 2016	11,012	→
Quarter ending December 2016	10,960	→
Quarter ending March 2017	10,988	→
Quarter ending June 2017	10,995	→
Variance since June 2016	(0.7%)	→



ACTIVITY



Month	Adjusted Scheduled Activity (UDA)	
	2017	2018
April	415	870
May	2,739	3,193
June	4,712	5,226
July	7,404	
August	9,749	
September	12,004	
October	14,367	
November	16,563	
December	18,747	
January	21,143	
February	23,637	
March	26,476	
April	27,607	
May	27,609	
June	27,609	

QUALITY

	Quantity	Base Number	Contract	AT	Region	England
% of FP17s for the same patient ID Re-attending within 3 months - Children	91	1,131	8.0%	9.4%	11.6%	12.0%
% of FP17s for the same patient ID Re-attending within 3 months - Adults	486	3,153	15.4%	14.2%	15.9%	16.0%
% of FP17s for the same patient ID Re-attending between 3 & 9 months - Children	783	1,131	69.2%	62.0%	60.4%	58.0%
% of FP17s for the same patient ID Re-attending between 3 & 9 months - Adults	1,935	3,153	61.4%	52.8%	52.3%	50.9%
% of FP17s for Band 1 Urgent Courses	225	3,218	7.0%	8.0%	9.5%	9.1%
% of FP17s Relating to Free Repair or Replacements	37	3,218	1.1%	0.9%	0.7%	0.8%
% of FP17s Relating to Continuations	18	3,218	0.6%	1.3%	1.0%	1.1%
% of Patients satisfied with the dentistry they have received	30	32	93.8%	92.5%	91.9%	91.7%
% of Patients satisfied with the time they had to wait for an appointment	30	32	93.8%	88.4%	88.0%	88.0%

* This is based on patients treated on this contract for their most recent course of treatment. Figures in italics indicate the base number of FP17s or Patient Questionnaire responses are less than 100. N/A is shown where the base number of responses is less than 10 during the period. % is calculated as Quantity/Base number*100

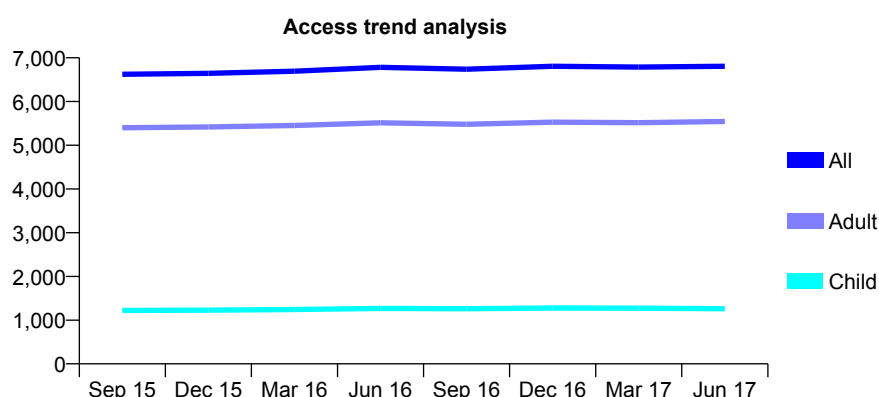
Q65 - Vital Signs At a Glance Contract Report for 123870/0001 - June 2017

Name or company name	Bramcote Dental Practice
Contract type name	GDS Contract
Purpose of contract	General
Contract start date	01/01/2013
Contract end date	

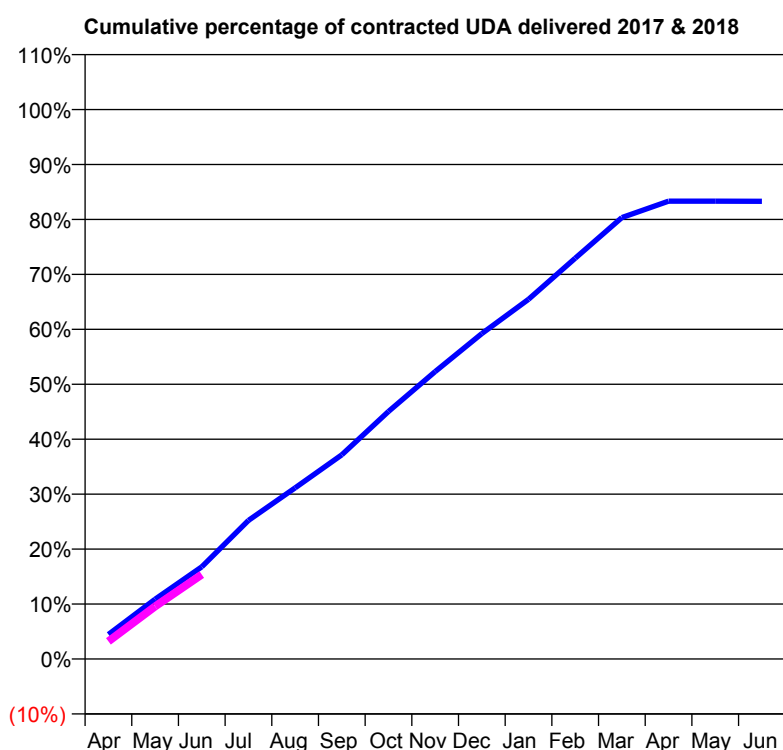
17/18 Contracted general activity (UDA)	22,500
Carry forward general activity (UDA)	0
17/18 Contracted orthodontic activity (UOA)	0
Carry forward orthodontic activity (UOA)	0
Baseline contract value	£500,034.86

ACCESS*

Patients seen in 24 months	Total	Change since previous quarter
Quarter ending June 2016	6,781	
Quarter ending September 2016	6,740	→
Quarter ending December 2016	6,805	→
Quarter ending March 2017	6,789	→
Quarter ending June 2017	6,805	→
Variance since June 2016	0.4%	→



ACTIVITY



Adjusted Scheduled Activity (UDA)		
Month	2017	2018
April	1,007	722
May	2,447	2,157
June	3,778	3,458
July	5,675	
August	7,008	
September	8,360	
October	10,138	
November	11,770	
December	13,324	
January	14,727	
February	16,408	
March	18,077	
April	18,748	
May	18,746	
June	18,744	

QUALITY

	Quantity	Base Number	Contract	AT	Region	England
% of FP17s for the same patient ID Re-attending within 3 months - Children	30	455	6.6%	9.4%	11.6%	12.0%
% of FP17s for the same patient ID Re-attending within 3 months - Adults	287	1,946	14.7%	14.2%	15.9%	16.0%
% of FP17s for the same patient ID Re-attending between 3 & 9 months - Children	297	455	65.3%	62.0%	60.4%	58.0%
% of FP17s for the same patient ID Re-attending between 3 & 9 months - Adults	1,028	1,946	52.8%	52.8%	52.3%	50.9%
% of FP17s for Band 1 Urgent Courses	263	2,011	13.1%	8.0%	9.5%	9.1%
% of FP17s Relating to Free Repair or Replacements	28	2,011	1.4%	0.9%	0.7%	0.8%
% of FP17s Relating to Continuations	12	2,011	0.6%	1.3%	1.0%	1.1%
% of Patients satisfied with the dentistry they have received	29	32	90.6%	92.5%	91.9%	91.7%
% of Patients satisfied with the time they had to wait for an appointment	30	32	93.8%	88.4%	88.0%	88.0%

* This is based on patients treated on this contract for their most recent course of treatment. Figures in italics indicate the base number of FP17s or Patient Questionnaire responses are less than 100. N/A is shown where the base number of responses is less than 10 during the period. % is calculated as Quantity/Base number*100

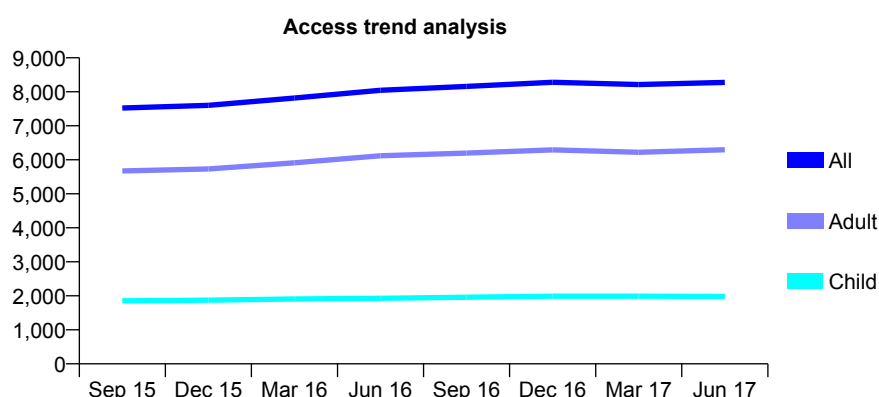
Q65 - Vital Signs At a Glance Contract Report for 125385/0005 - June 2017

Name or company name	Dr Michael Frain Ltd
Contract type name	GDS Contract
Purpose of contract	General
Contract start date	01/04/2008
Contract end date	

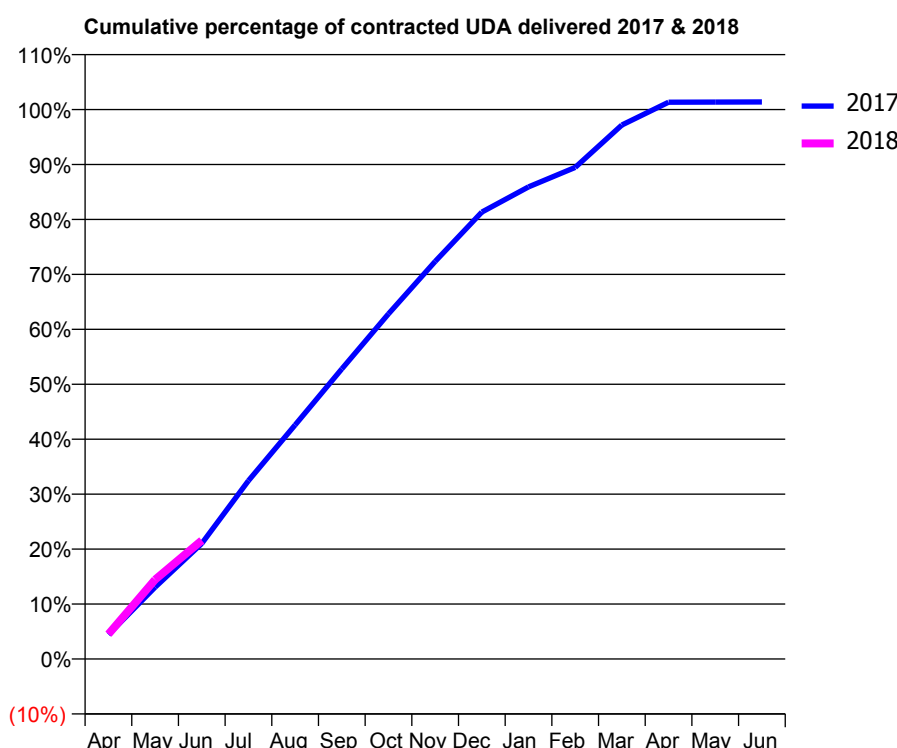
17/18 Contracted general activity (UDA)	22,571
Carry forward general activity (UDA)	0
17/18 Contracted orthodontic activity (UOA)	0
Carry forward orthodontic activity (UOA)	0
Baseline contract value	£464,505.26

ACCESS*

Patients seen in 24 months	Total	Change since previous quarter
Quarter ending June 2016	8,046	
Quarter ending September 2016	8,157	→
Quarter ending December 2016	8,282	→
Quarter ending March 2017	8,214	→
Quarter ending June 2017	8,278	→
Variance since June 2016	2.9%	↑



ACTIVITY



Adjusted Scheduled Activity (UDA)		
Month	2017	2018
April	1,007	1,023
May	2,947	3,260
June	4,747	4,875
July	7,328	
August	9,616	
September	11,917	
October	14,178	
November	16,331	
December	18,359	
January	19,394	
February	20,191	
March	21,934	
April	22,872	
May	22,876	
June	22,879	

QUALITY

	Quantity	Base Number	Contract	AT	Region	England
% of FP17s for the same patient ID Re-attending within 3 months - Children	42	734	5.7%	9.4%	11.6%	12.0%
% of FP17s for the same patient ID Re-attending within 3 months - Adults	207	2,175	9.5%	14.2%	15.9%	16.0%
% of FP17s for the same patient ID Re-attending between 3 & 9 months - Children	356	734	48.5%	62.0%	60.4%	58.0%
% of FP17s for the same patient ID Re-attending between 3 & 9 months - Adults	908	2,175	41.7%	52.8%	52.3%	50.9%
% of FP17s for Band 1 Urgent Courses	178	2,442	7.3%	8.0%	9.5%	9.1%
% of FP17s Relating to Free Repair or Replacements	16	2,442	0.7%	0.9%	0.7%	0.8%
% of FP17s Relating to Continuations	23	2,442	0.9%	1.3%	1.0%	1.1%
% of Patients satisfied with the dentistry they have received	24	25	96.0%	92.5%	91.9%	91.7%
% of Patients satisfied with the time they had to wait for an appointment	25	25	100.0%	88.4%	88.0%	88.0%

* This is based on patients treated on this contract for their most recent course of treatment. Figures in italics indicate the base number of FP17s or Patient Questionnaire responses are less than 100. N/A is shown where the base number of responses is less than 10 during the period. % is calculated as Quantity/Base number*100

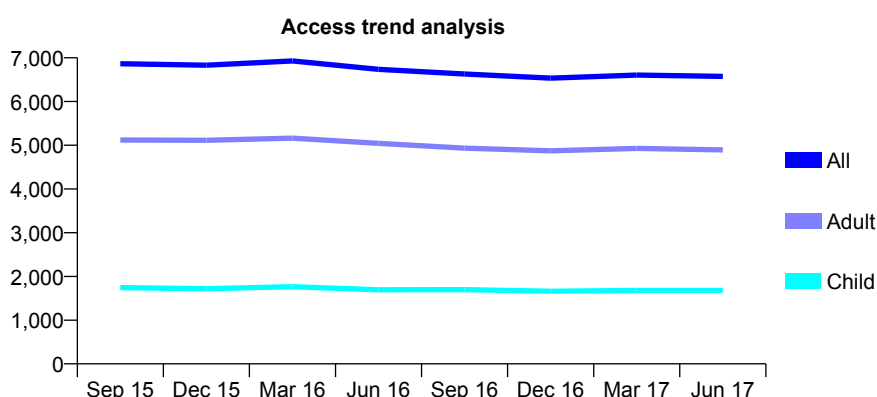
Q65 - Vital Signs At a Glance Contract Report for 126322/0001 - June 2017

Name or company name	Bishopsworth Dental Surgery
Contract type name	GDS Contract
Purpose of contract	General
Contract start date	01/04/2010
Contract end date	

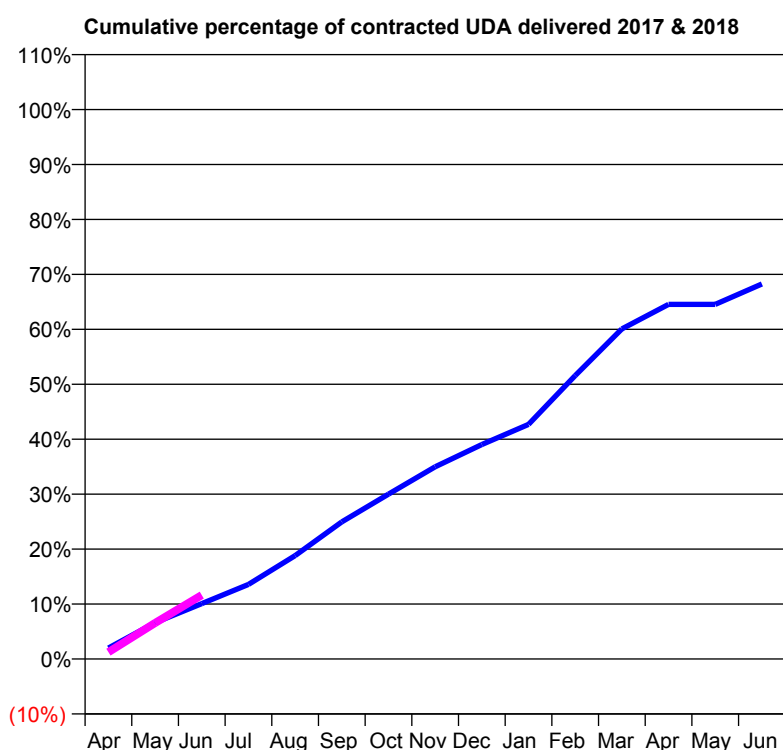
17/18 Contracted general activity (UDA)	30,000
Carry forward general activity (UDA)	0
17/18 Contracted orthodontic activity (UOA)	0
Carry forward orthodontic activity (UOA)	0
Baseline contract value	£670,660.03

ACCESS*

Patients seen in 24 months	Total	Change since previous quarter
Quarter ending June 2016	6,735	
Quarter ending September 2016	6,630	↓
Quarter ending December 2016	6,536	↓
Quarter ending March 2017	6,604	→
Quarter ending June 2017	6,575	→
Variance since June 2016	(2.4%)	↓



ACTIVITY



Adjusted Scheduled Activity (UDA)		
Month	2017	2018
April	579	375
May	1,921	1,968
June	2,928	3,490
July	3,941	
August	5,457	
September	7,245	
October	8,708	
November	10,147	
December	11,324	
January	12,390	
February	14,969	
March	17,430	
April	18,725	
May	18,725	
June	19,801	

QUALITY

	Quantity	Base Number	Contract	AT	Region	England
% of FP17s for the same patient ID Re-attending within 3 months - Children	45	600	7.5%	9.4%	11.6%	12.0%
% of FP17s for the same patient ID Re-attending within 3 months - Adults	199	1,589	12.5%	14.2%	15.9%	16.0%
% of FP17s for the same patient ID Re-attending between 3 & 9 months - Children	336	600	56.0%	62.0%	60.4%	58.0%
% of FP17s for the same patient ID Re-attending between 3 & 9 months - Adults	856	1,589	53.9%	52.8%	52.3%	50.9%
% of FP17s for Band 1 Urgent Courses	130	1,641	7.9%	8.0%	9.5%	9.1%
% of FP17s Relating to Free Repair or Replacements	7	1,641	0.4%	0.9%	0.7%	0.8%
% of FP17s Relating to Continuations	6	1,641	0.4%	1.3%	1.0%	1.1%
% of Patients satisfied with the dentistry they have received	9	10	90.0%	92.5%	91.9%	91.7%
% of Patients satisfied with the time they had to wait for an appointment	9	10	90.0%	88.4%	88.0%	88.0%

* This is based on patients treated on this contract for their most recent course of treatment. Figures in italics indicate the base number of FP17s or Patient Questionnaire responses are less than 100. N/A is shown where the base number of responses is less than 10 during the period. % is calculated as Quantity/Base number*100

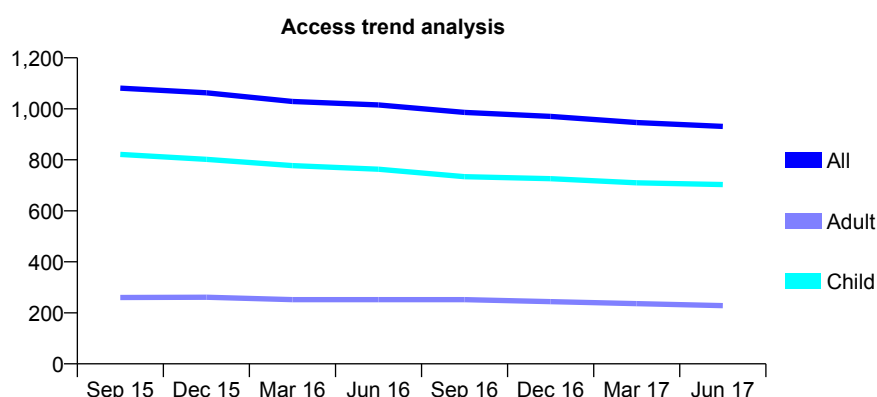
Q65 - Vital Signs At a Glance Contract Report for 126373/0001 - June 2017

Name or company name	Welshmill Dental Practice
Contract type name	GDS Contract
Purpose of contract	General
Contract start date	01/04/2006
Contract end date	

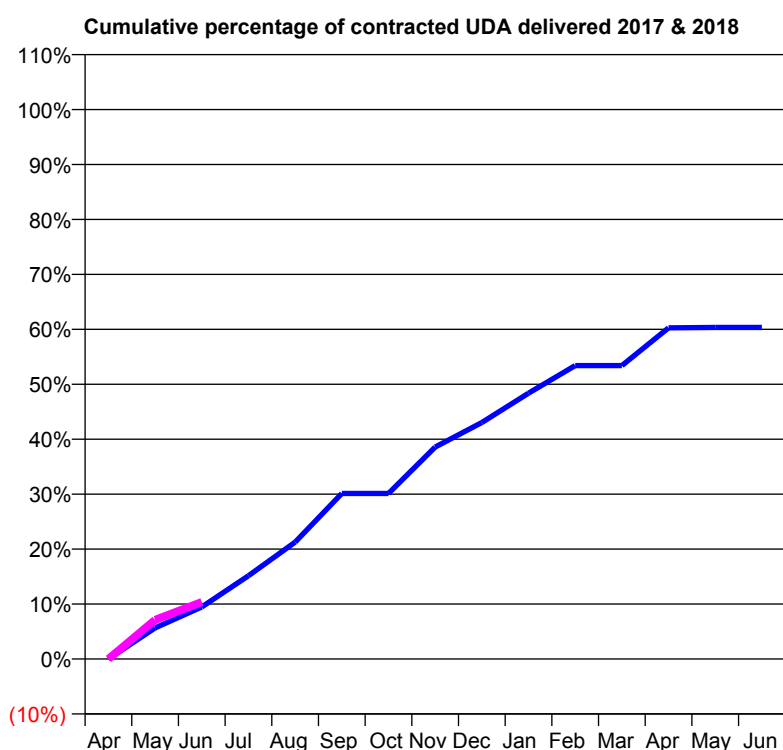
17/18 Contracted general activity (UDA)	3,700
Carry forward general activity (UDA)	0
17/18 Contracted orthodontic activity (UOA)	0
Carry forward orthodontic activity (UOA)	0
Baseline contract value	£88,173.73

ACCESS*

Patients seen in 24 months	Total	Change since previous quarter
Quarter ending June 2016	1,015	
Quarter ending September 2016	986	↓
Quarter ending December 2016	970	↓
Quarter ending March 2017	946	↓
Quarter ending June 2017	931	↓
Variance since June 2016	(8.3%)	↓



ACTIVITY



Month	Adjusted Scheduled Activity (UDA)	
	2017	2018
April	0	0
May	210	263
June	351	383
July	561	
August	787	
September	1,115	
October	1,115	
November	1,427	
December	1,593	
January	1,790	
February	1,976	
March	1,976	
April	2,230	
May	2,233	
June	2,233	

QUALITY

	Quantity	Base Number	Contract	AT	Region	England
% of FP17s for the same patient ID Re-attending within 3 months - Children	16	350	4.6%	9.4%	11.6%	12.0%
% of FP17s for the same patient ID Re-attending within 3 months - Adults	15	67	22.4%	14.2%	15.9%	16.0%
% of FP17s for the same patient ID Re-attending between 3 & 9 months - Children	254	350	72.6%	62.0%	60.4%	58.0%
% of FP17s for the same patient ID Re-attending between 3 & 9 months - Adults	44	67	65.7%	52.8%	52.3%	50.9%
% of FP17s for Band 1 Urgent Courses	7	247	2.8%	8.0%	9.5%	9.1%
% of FP17s Relating to Free Repair or Replacements	0	247	0.0%	0.9%	0.7%	0.8%
% of FP17s Relating to Continuations	3	247	1.2%	1.3%	1.0%	1.1%
% of Patients satisfied with the dentistry they have received	1	1	N/A	92.5%	91.9%	91.7%
% of Patients satisfied with the time they had to wait for an appointment	1	1	N/A	88.4%	88.0%	88.0%

* This is based on patients treated on this contract for their most recent course of treatment. Figures in italics indicate the base number of FP17s or Patient Questionnaire responses are less than 100. N/A is shown where the base number of responses is less than 10 during the period. % is calculated as Quantity/Base number*100

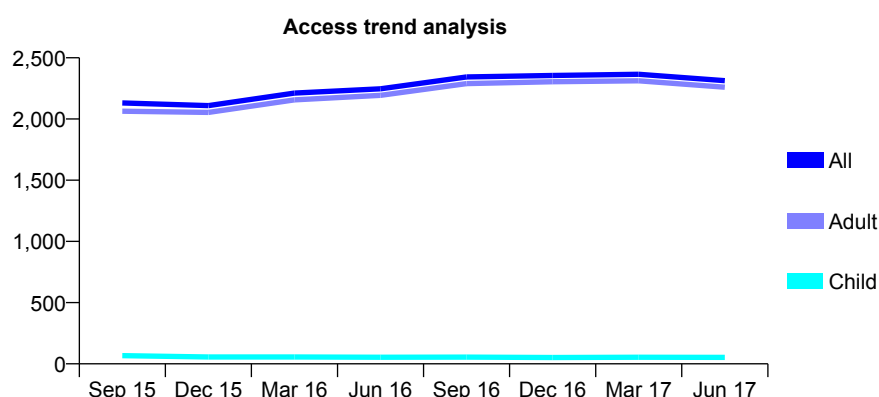
Q65 - Vital Signs At a Glance Contract Report for 126705/0001 - June 2017

Name or company name	BASDAC LLP
Contract type name	PDS Contract
Purpose of contract	General
Contract start date	01/10/2012
Contract end date	30/09/2022

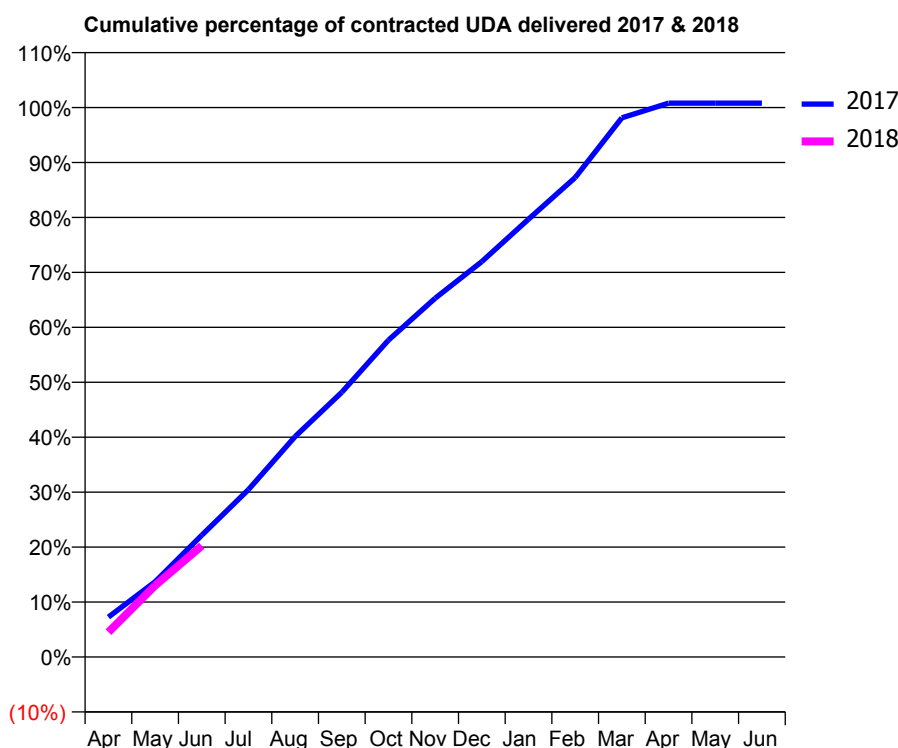
17/18 Contracted general activity (UDA)	6,725
Carry forward general activity (UDA)	0
17/18 Contracted orthodontic activity (UOA)	0
Carry forward orthodontic activity (UOA)	0
Baseline contract value	£447,015.14

ACCESS*

Patients seen in 24 months	Total	Change since previous quarter
Quarter ending June 2016	2,247	
Quarter ending September 2016	2,344	↑
Quarter ending December 2016	2,356	→
Quarter ending March 2017	2,366	→
Quarter ending June 2017	2,313	↓
Variance since June 2016	2.9%	↑



ACTIVITY



Adjusted Scheduled Activity (UDA)		
Month	2017	2018
April	510	304
May	963	876
June	1,557	1,362
July	2,140	
August	2,818	
September	3,385	
October	4,052	
November	4,587	
December	5,055	
January	5,598	
February	6,129	
March	6,893	
April	7,081	
May	7,081	
June	7,081	

QUALITY

	Quantity	Base Number	Contract	AT	Region	England
% of FP17s for the same patient ID Re-attending within 3 months - Children	1	14	7.1%	9.4%	11.6%	12.0%
% of FP17s for the same patient ID Re-attending within 3 months - Adults	6	510	1.2%	14.2%	15.9%	16.0%
% of FP17s for the same patient ID Re-attending between 3 & 9 months - Children	0	14	0.0%	62.0%	60.4%	58.0%
% of FP17s for the same patient ID Re-attending between 3 & 9 months - Adults	1	510	0.2%	52.8%	52.3%	50.9%
% of FP17s for Band 1 Urgent Courses	1	460	0.2%	8.0%	9.5%	9.1%
% of FP17s Relating to Free Repair or Replacements	0	460	0.0%	0.9%	0.7%	0.8%
% of FP17s Relating to Continuations	2	460	0.4%	1.3%	1.0%	1.1%
% of Patients satisfied with the dentistry they have received	0	0	N/A	92.5%	91.9%	91.7%
% of Patients satisfied with the time they had to wait for an appointment	0	0	N/A	88.4%	88.0%	88.0%

* This is based on patients treated on this contract for their most recent course of treatment. Figures in italics indicate the base number of FP17s or Patient Questionnaire responses are less than 100. N/A is shown where the base number of responses is less than 10 during the period. % is calculated as Quantity/Base number*100

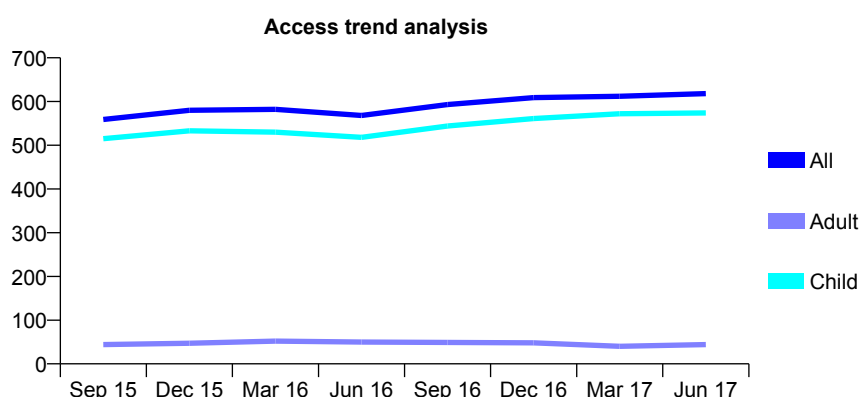
Q65 - Vital Signs At a Glance Contract Report for 127507/0001 - June 2017

Name or company name	Andrew Horne
Contract type name	GDS Contract
Purpose of contract	General
Contract start date	01/04/2009
Contract end date	

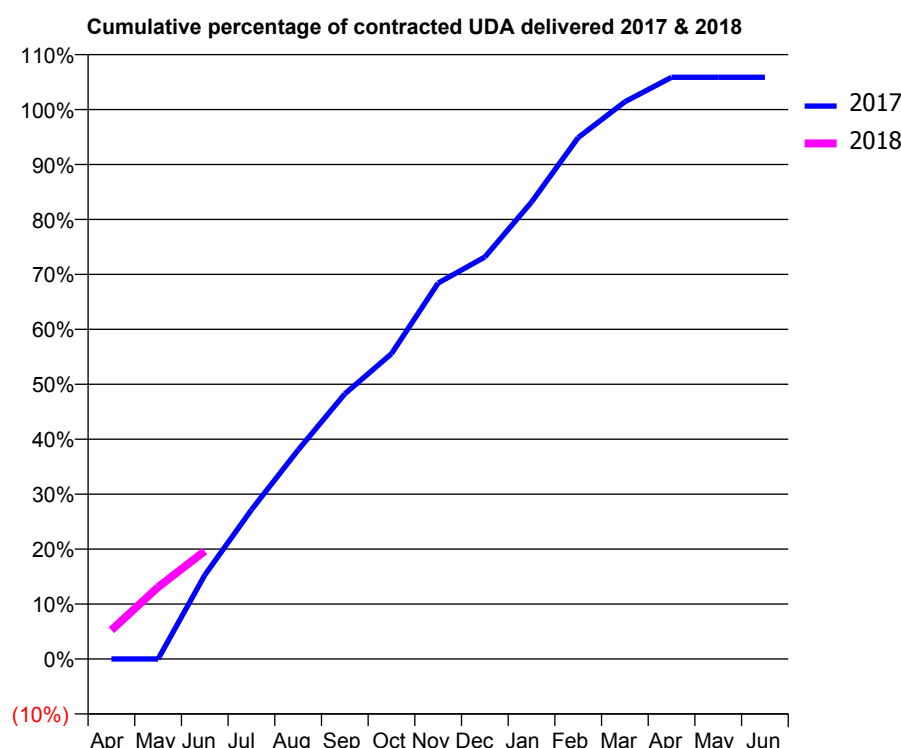
17/18 Contracted general activity (UDA)	1,322
Carry forward general activity (UDA)	0
17/18 Contracted orthodontic activity (UOA)	0
Carry forward orthodontic activity (UOA)	0
Baseline contract value	£37,706.16

ACCESS*

Patients seen in 24 months	Total	Change since previous quarter
Quarter ending June 2016	568	
Quarter ending September 2016	593	↑
Quarter ending December 2016	609	↑
Quarter ending March 2017	612	→
Quarter ending June 2017	618	→
Variance since June 2016	8.8%	↑



ACTIVITY



Month	Adjusted Scheduled Activity (UDA)	
	2017	2018
April	0	70
May	0	173
June	202	260
July	359	
August	503	
September	638	
October	734	
November	904	
December	967	
January	1,099	
February	1,254	
March	1,340	
April	1,400	
May	1,400	
June	1,400	

QUALITY

	Quantity	Base Number	Contract	AT	Region	England
% of FP17s for the same patient ID Re-attending within 3 months - Children	22	225	9.8%	9.4%	11.6%	12.0%
% of FP17s for the same patient ID Re-attending within 3 months - Adults	0	0	N/A	14.2%	15.9%	16.0%
% of FP17s for the same patient ID Re-attending between 3 & 9 months - Children	147	225	65.3%	62.0%	60.4%	58.0%
% of FP17s for the same patient ID Re-attending between 3 & 9 months - Adults	0	0	N/A	52.8%	52.3%	50.9%
% of FP17s for Band 1 Urgent Courses	9	182	4.9%	8.0%	9.5%	9.1%
% of FP17s Relating to Free Repair or Replacements	0	182	0.0%	0.9%	0.7%	0.8%
% of FP17s Relating to Continuations	0	182	0.0%	1.3%	1.0%	1.1%
% of Patients satisfied with the dentistry they have received	0	0	N/A	92.5%	91.9%	91.7%
% of Patients satisfied with the time they had to wait for an appointment	0	0	N/A	88.4%	88.0%	88.0%

* This is based on patients treated on this contract for their most recent course of treatment. Figures in italics indicate the base number of FP17s or Patient Questionnaire responses are less than 100. N/A is shown where the base number of responses is less than 10 during the period. % is calculated as Quantity/Base number*100

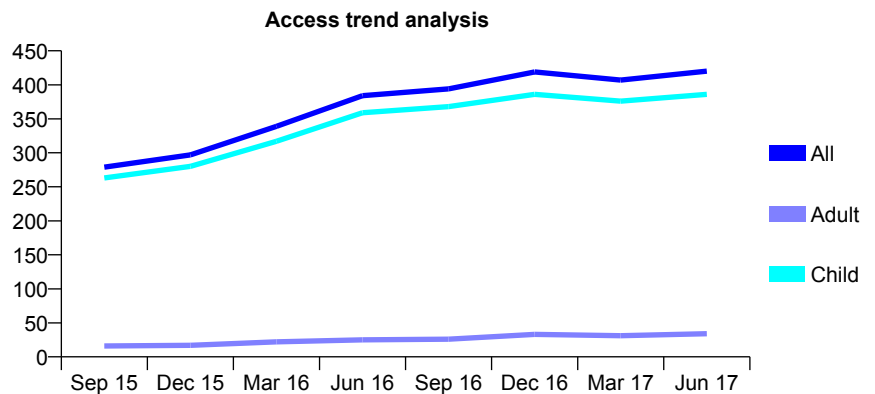
Q65 - Vital Signs At a Glance Contract Report for 129496/0001 - June 2017

Name or company name	Smile Solutions Orthodontics
Contract type name	PDS Contract
Purpose of contract	General and Orthodontic
Contract start date	01/04/2006
Contract end date	31/03/2018

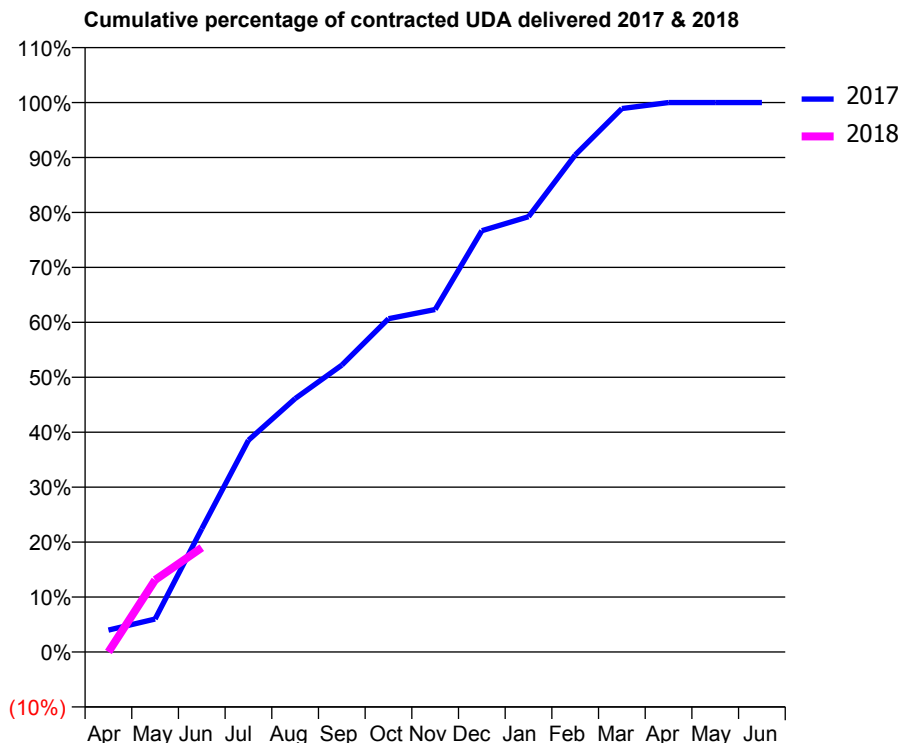
17/18 Contracted general activity (UDA)	900
Carry forward general activity (UDA)	0
17/18 Contracted orthodontic activity (UOA)	8,008
Carry forward orthodontic activity (UOA)	0
Baseline contract value	£560,703.08

ACCESS*

Patients seen in 24 months	Total	Change since previous quarter
Quarter ending June 2016	384	
Quarter ending September 2016	394	↑
Quarter ending December 2016	419	↑
Quarter ending March 2017	407	↓
Quarter ending June 2017	420	↑
Variance since June 2016	9.4%	↑



ACTIVITY



Month	Adjusted Scheduled Activity (UDA)	
	2017	2018
April	36	0
May	54	118
June	202	171
July	347	
August	415	
September	470	
October	546	
November	561	
December	690	
January	713	
February	814	
March	890	
April	900	
May	900	
June	900	

QUALITY

	Quantity	Base Number	Contract	AT	Region	England
% of FP17s for the same patient ID Re-attending within 3 months - Children	78	421	18.5%	9.4%	11.6%	12.0%
% of FP17s for the same patient ID Re-attending within 3 months - Adults	0	0	N/A	14.2%	15.9%	16.0%
% of FP17s for the same patient ID Re-attending between 3 & 9 months - Children	22	421	5.2%	62.0%	60.4%	58.0%
% of FP17s for the same patient ID Re-attending between 3 & 9 months - Adults	0	0	N/A	52.8%	52.3%	50.9%
% of FP17s for Band 1 Urgent Courses	0	69	0.0%	8.0%	9.5%	9.1%
% of FP17s Relating to Free Repair or Replacements	0	69	0.0%	0.9%	0.7%	0.8%
% of FP17s Relating to Continuations	0	69	0.0%	1.3%	1.0%	1.1%
% of Patients satisfied with the dentistry they have received	0	0	N/A	92.5%	91.9%	91.7%
% of Patients satisfied with the time they had to wait for an appointment	0	0	N/A	88.4%	88.0%	88.0%

* This is based on patients treated on this contract for their most recent course of treatment. Figures in italics indicate the base number of FP17s or Patient Questionnaire responses are less than 100. N/A is shown where the base number of responses is less than 10 during the period. % is calculated as Quantity/Base number*100

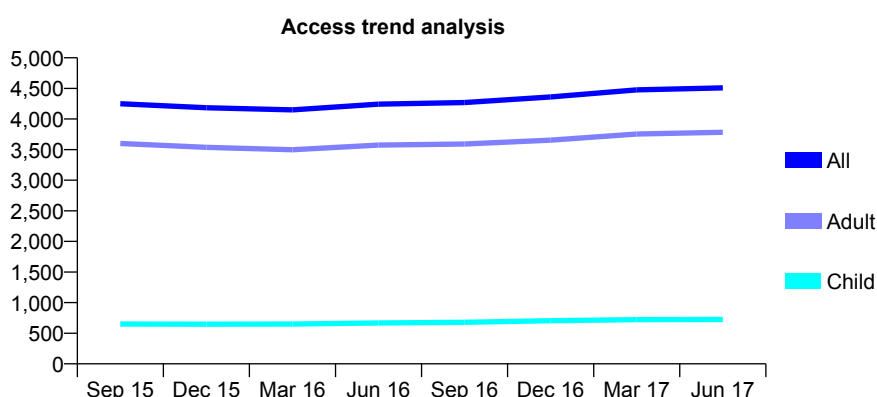
Q65 - Vital Signs At a Glance Contract Report for 129690/0001 - June 2017

Name or company name	Dulverton Dental Practice Ltd
Contract type name	GDS Contract
Purpose of contract	General and Orthodontic
Contract start date	02/04/2007
Contract end date	

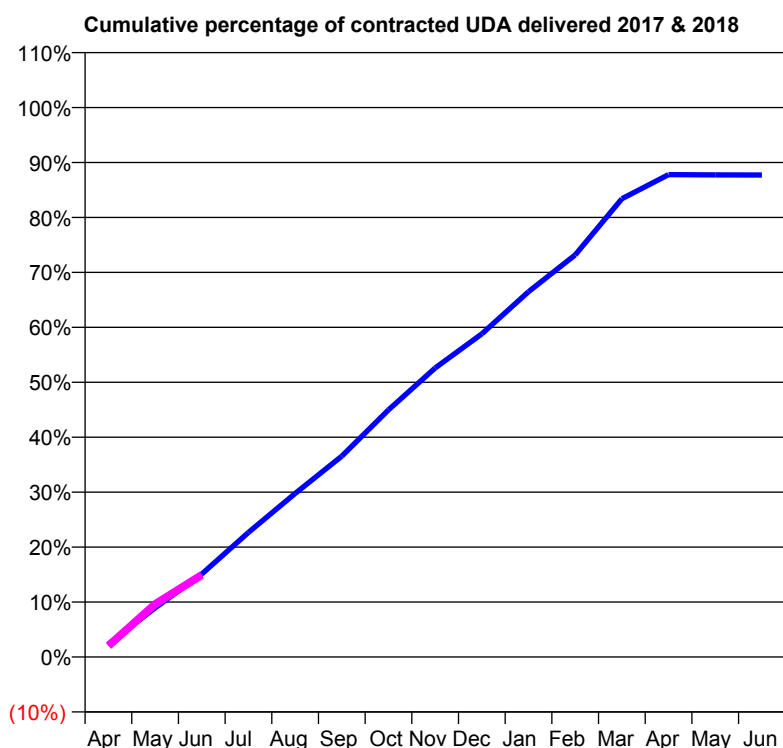
17/18 Contracted general activity (UDA)	16,500
Carry forward general activity (UDA)	0
17/18 Contracted orthodontic activity (UOA)	504
Carry forward orthodontic activity (UOA)	0
Baseline contract value	£488,785.12

ACCESS*

Patients seen in 24 months	Total	Change since previous quarter
Quarter ending June 2016	4,243	
Quarter ending September 2016	4,269	→
Quarter ending December 2016	4,360	↑
Quarter ending March 2017	4,477	↑
Quarter ending June 2017	4,509	→
Variance since June 2016	6.3%	↑



ACTIVITY



Adjusted Scheduled Activity (UDA)		
Month	2017	2018
April	392	333
May	1,476	1,588
June	2,491	2,463
July	3,741	
August	4,910	
September	6,031	
October	7,422	
November	8,677	
December	9,705	
January	10,968	
February	12,075	
March	13,758	
April	14,485	
May	14,475	
June	14,473	

QUALITY

	Quantity	Base Number	Contract	AT	Region	England
% of FP17s for the same patient ID Re-attending within 3 months - Children	48	288	16.7%	9.4%	11.6%	12.0%
% of FP17s for the same patient ID Re-attending within 3 months - Adults	256	1,272	20.1%	14.2%	15.9%	16.0%
% of FP17s for the same patient ID Re-attending between 3 & 9 months - Children	179	288	62.2%	62.0%	60.4%	58.0%
% of FP17s for the same patient ID Re-attending between 3 & 9 months - Adults	608	1,272	47.8%	52.8%	52.3%	50.9%
% of FP17s for Band 1 Urgent Courses	154	1,327	11.6%	8.0%	9.5%	9.1%
% of FP17s Relating to Free Repair or Replacements	25	1,327	1.9%	0.9%	0.7%	0.8%
% of FP17s Relating to Continuations	17	1,327	1.3%	1.3%	1.0%	1.1%
% of Patients satisfied with the dentistry they have received	17	18	94.4%	92.5%	91.9%	91.7%
% of Patients satisfied with the time they had to wait for an appointment	16	18	88.9%	88.4%	88.0%	88.0%

* This is based on patients treated on this contract for their most recent course of treatment. Figures in italics indicate the base number of FP17s or Patient Questionnaire responses are less than 100. N/A is shown where the base number of responses is less than 10 during the period. % is calculated as Quantity/Base number*100

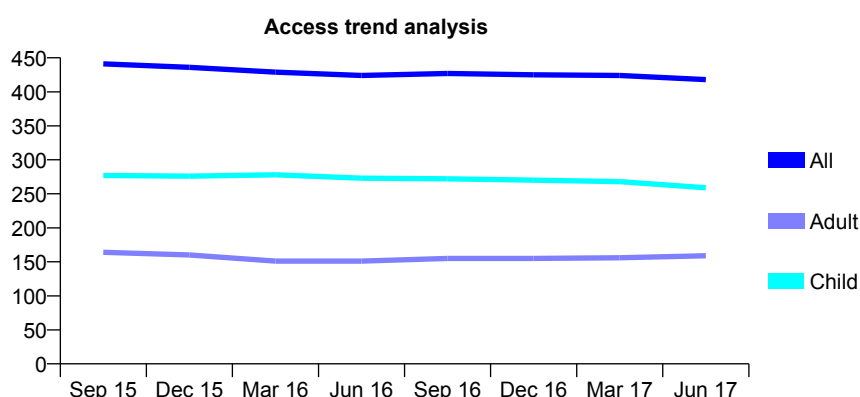
Q65 - Vital Signs At a Glance Contract Report for 130281/0001 - June 2017

Name or company name	PDSP 1864
Contract type name	GDS Contract
Purpose of contract	General
Contract start date	01/08/2010
Contract end date	

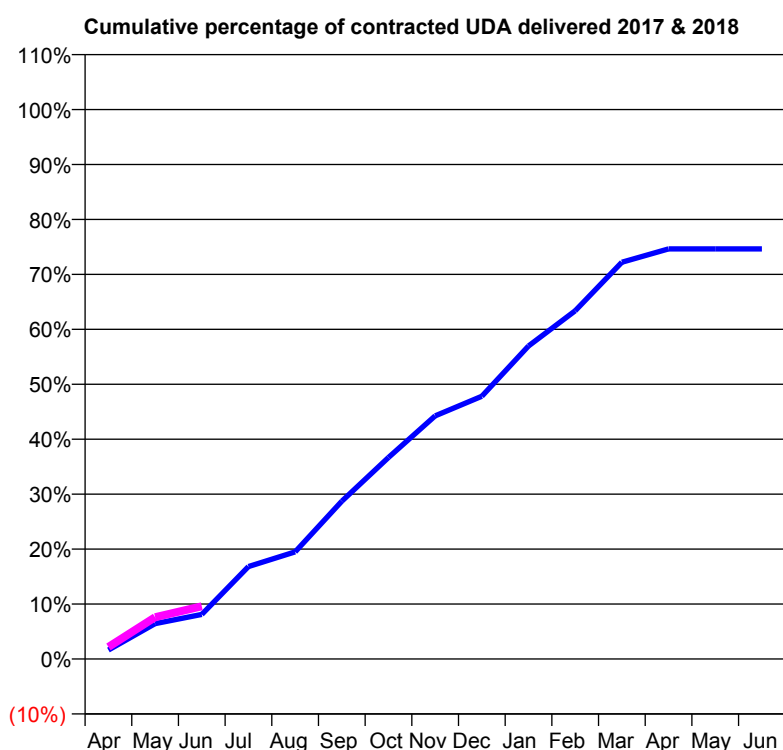
17/18 Contracted general activity (UDA)	1,100
Carry forward general activity (UDA)	0
17/18 Contracted orthodontic activity (UOA)	0
Carry forward orthodontic activity (UOA)	0
Baseline contract value	£25,313.54

ACCESS*

Patients seen in 24 months	Total	Change since previous quarter
Quarter ending June 2016	424	
Quarter ending September 2016	427	→
Quarter ending December 2016	425	→
Quarter ending March 2017	424	→
Quarter ending June 2017	418	↓
Variance since June 2016	(1.4%)	↓



ACTIVITY



Adjusted Scheduled Activity (UDA)		
Month	2017	2018
April	18	24
May	71	84
June	89	106
July	185	
August	214	
September	316	
October	404	
November	487	
December	526	
January	627	
February	697	
March	794	
April	821	
May	821	
June	821	

QUALITY

	Quantity	Base Number	Contract	AT	Region	England
% of FP17s for the same patient ID Re-attending within 3 months - Children	5	81	6.2%	9.4%	11.6%	12.0%
% of FP17s for the same patient ID Re-attending within 3 months - Adults	6	20	30.0%	14.2%	15.9%	16.0%
% of FP17s for the same patient ID Re-attending between 3 & 9 months - Children	59	81	72.8%	62.0%	60.4%	58.0%
% of FP17s for the same patient ID Re-attending between 3 & 9 months - Adults	6	20	30.0%	52.8%	52.3%	50.9%
% of FP17s for Band 1 Urgent Courses	3	81	3.7%	8.0%	9.5%	9.1%
% of FP17s Relating to Free Repair or Replacements	0	81	0.0%	0.9%	0.7%	0.8%
% of FP17s Relating to Continuations	0	81	0.0%	1.3%	1.0%	1.1%
% of Patients satisfied with the dentistry they have received	3	3	N/A	92.5%	91.9%	91.7%
% of Patients satisfied with the time they had to wait for an appointment	3	3	N/A	88.4%	88.0%	88.0%

* This is based on patients treated on this contract for their most recent course of treatment. Figures in italics indicate the base number of FP17s or Patient Questionnaire responses are less than 100. N/A is shown where the base number of responses is less than 10 during the period. % is calculated as Quantity/Base number*100

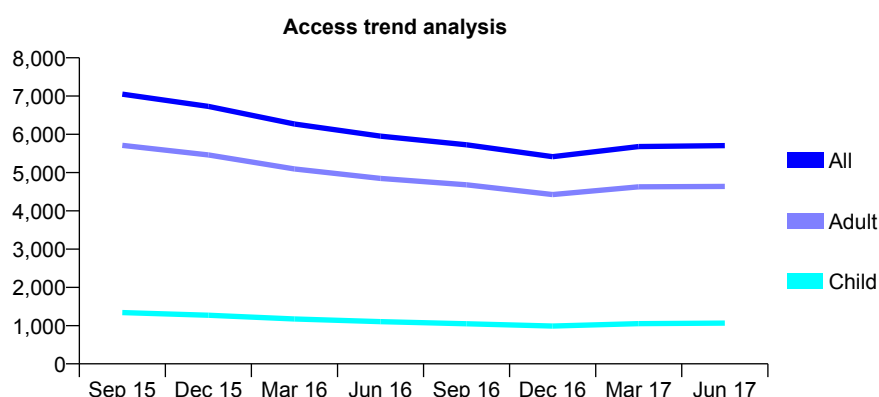
Q65 - Vital Signs At a Glance Contract Report for 131504/0001 - June 2017

Name or company name	Clevedon Dental Care
Contract type name	GDS Contract
Purpose of contract	General
Contract start date	01/04/2010
Contract end date	

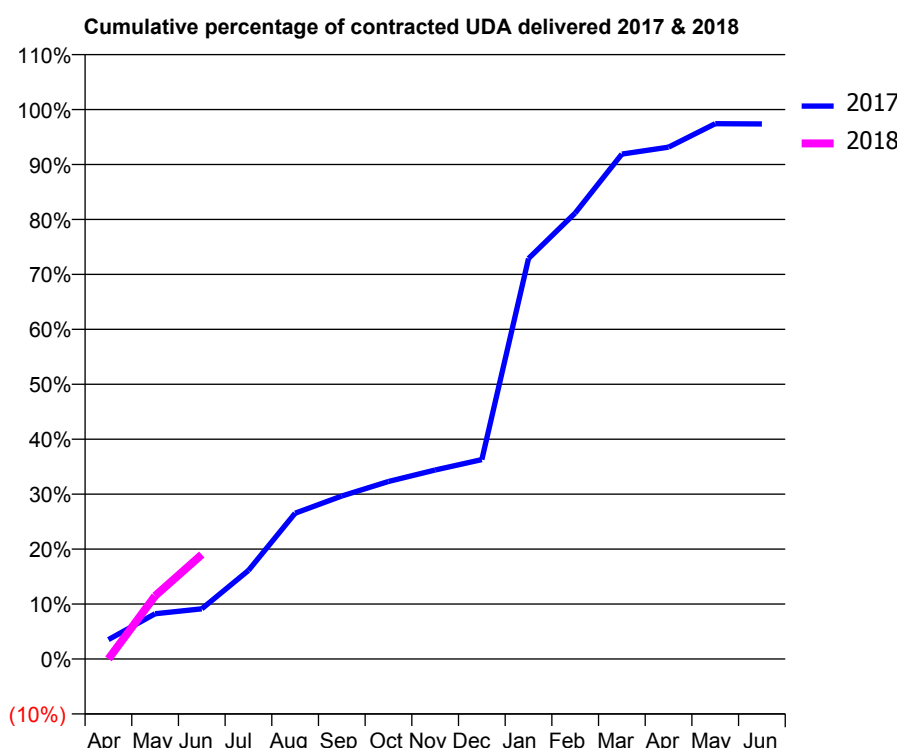
17/18 Contracted general activity (UDA)	22,315
Carry forward general activity (UDA)	0
17/18 Contracted orthodontic activity (UOA)	0
Carry forward orthodontic activity (UOA)	0
Baseline contract value	£461,189.36

ACCESS*

Patients seen in 24 months	Total	Change since previous quarter
Quarter ending June 2016	5,951	
Quarter ending September 2016	5,725	↓
Quarter ending December 2016	5,415	↓
Quarter ending March 2017	5,679	↑
Quarter ending June 2017	5,703	→
Variance since June 2016	(4.2%)	↓



ACTIVITY



Adjusted Scheduled Activity (UDA)		
Month	2017	2018
April	786	0
May	1,841	2,563
June	2,039	4,243
July	3,600	
August	5,924	
September	6,620	
October	7,208	
November	7,677	
December	8,099	
January	16,264	
February	18,113	
March	20,506	
April	20,787	
May	21,739	
June	21,726	

QUALITY

	Quantity	Base Number	Contract	AT	Region	England
% of FP17s for the same patient ID Re-attending within 3 months - Children	35	433	8.1%	9.4%	11.6%	12.0%
% of FP17s for the same patient ID Re-attending within 3 months - Adults	267	1,713	15.6%	14.2%	15.9%	16.0%
% of FP17s for the same patient ID Re-attending between 3 & 9 months - Children	281	433	64.9%	62.0%	60.4%	58.0%
% of FP17s for the same patient ID Re-attending between 3 & 9 months - Adults	978	1,713	57.1%	52.8%	52.3%	50.9%
% of FP17s for Band 1 Urgent Courses	80	1,710	4.7%	8.0%	9.5%	9.1%
% of FP17s Relating to Free Repair or Replacements	38	1,710	2.2%	0.9%	0.7%	0.8%
% of FP17s Relating to Continuations	74	1,710	4.3%	1.3%	1.0%	1.1%
% of Patients satisfied with the dentistry they have received	16	17	94.1%	92.5%	91.9%	91.7%
% of Patients satisfied with the time they had to wait for an appointment	10	17	58.8%	88.4%	88.0%	88.0%

* This is based on patients treated on this contract for their most recent course of treatment. Figures in italics indicate the base number of FP17s or Patient Questionnaire responses are less than 100. N/A is shown where the base number of responses is less than 10 during the period. % is calculated as Quantity/Base number*100

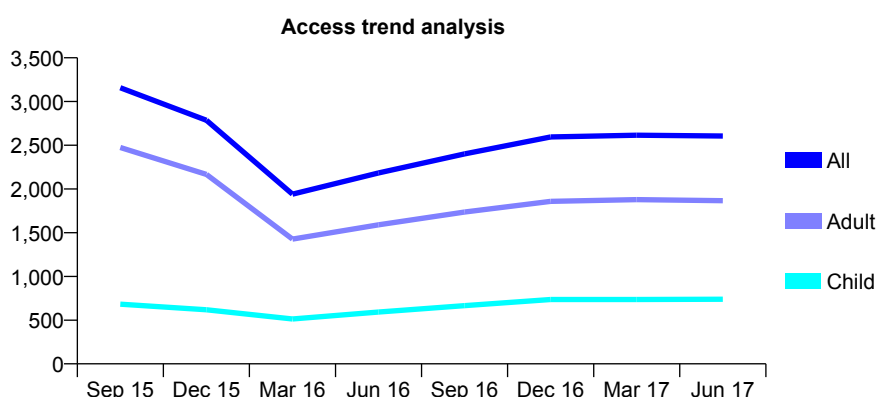
Q65 - Vital Signs At a Glance Contract Report for 131563/0001 - June 2017

Name or company name	Broadwalk Dental Centre Practice Partners
Contract type name	GDS Contract
Purpose of contract	General
Contract start date	01/04/2008
Contract end date	

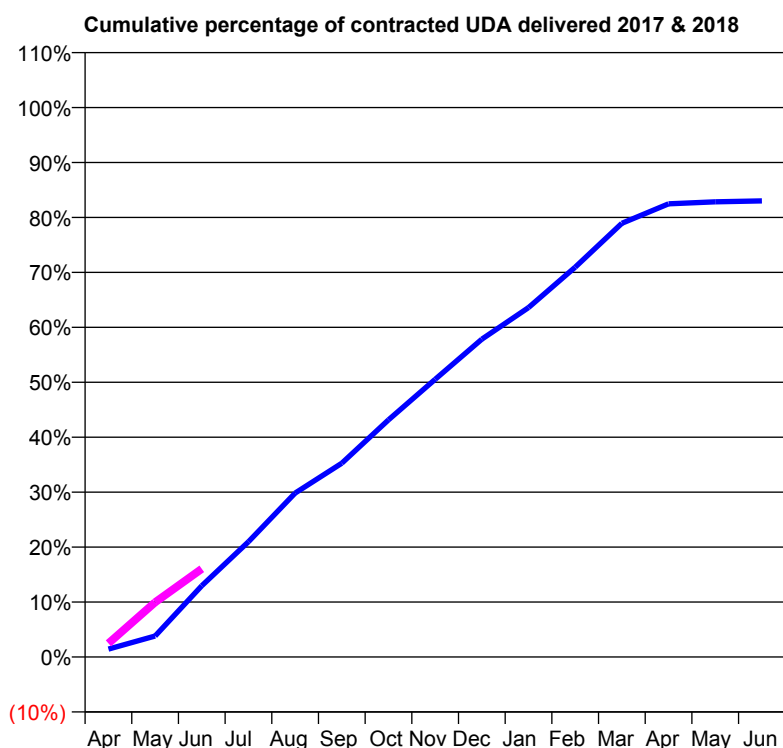
17/18 Contracted general activity (UDA)	10,000
Carry forward general activity (UDA)	0
17/18 Contracted orthodontic activity (UOA)	0
Carry forward orthodontic activity (UOA)	0
Baseline contract value	£234,258.46

ACCESS*

Patients seen in 24 months	Total	Change since previous quarter
Quarter ending June 2016	2,183	
Quarter ending September 2016	2,401	↑
Quarter ending December 2016	2,595	↑
Quarter ending March 2017	2,614	→
Quarter ending June 2017	2,605	→
Variance since June 2016	19.3%	↑



ACTIVITY



Adjusted Scheduled Activity (UDA)		
Month	2017	2018
April	143	249
May	383	995
June	1,296	1,604
July	2,099	
August	2,985	
September	3,527	
October	4,316	
November	5,053	
December	5,783	
January	6,360	
February	7,095	
March	7,892	
April	8,247	
May	8,283	
June	8,300	

QUALITY

	Quantity	Base Number	Contract	AT	Region	England
% of FP17s for the same patient ID Re-attending within 3 months - Children	18	323	5.6%	9.4%	11.6%	12.0%
% of FP17s for the same patient ID Re-attending within 3 months - Adults	71	648	11.0%	14.2%	15.9%	16.0%
% of FP17s for the same patient ID Re-attending between 3 & 9 months - Children	220	323	68.1%	62.0%	60.4%	58.0%
% of FP17s for the same patient ID Re-attending between 3 & 9 months - Adults	406	648	62.7%	52.8%	52.3%	50.9%
% of FP17s for Band 1 Urgent Courses	47	801	5.9%	8.0%	9.5%	9.1%
% of FP17s Relating to Free Repair or Replacements	4	801	0.5%	0.9%	0.7%	0.8%
% of FP17s Relating to Continuations	9	801	1.1%	1.3%	1.0%	1.1%
% of Patients satisfied with the dentistry they have received	7	8	N/A	92.5%	91.9%	91.7%
% of Patients satisfied with the time they had to wait for an appointment	6	8	N/A	88.4%	88.0%	88.0%

* This is based on patients treated on this contract for their most recent course of treatment. Figures in italics indicate the base number of FP17s or Patient Questionnaire responses are less than 100. N/A is shown where the base number of responses is less than 10 during the period. % is calculated as Quantity/Base number*100

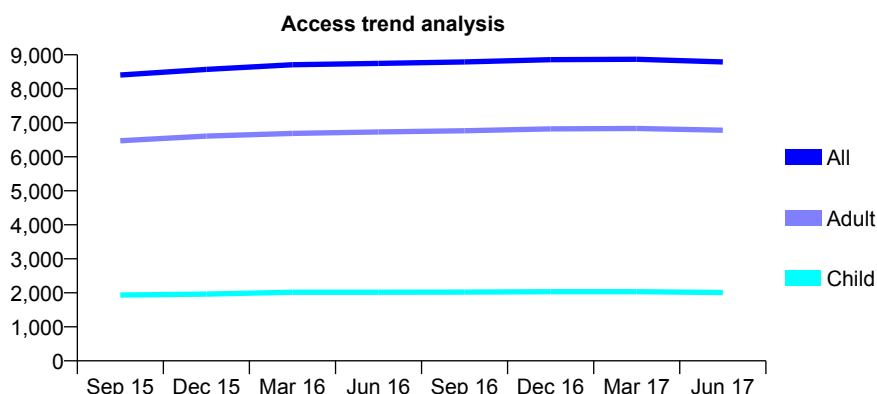
Q65 - Vital Signs At a Glance Contract Report for 135739/0001 - June 2017

Name or company name	Woodburn Cottage Services Ltd
Contract type name	GDS Contract
Purpose of contract	General
Contract start date	01/04/2010
Contract end date	

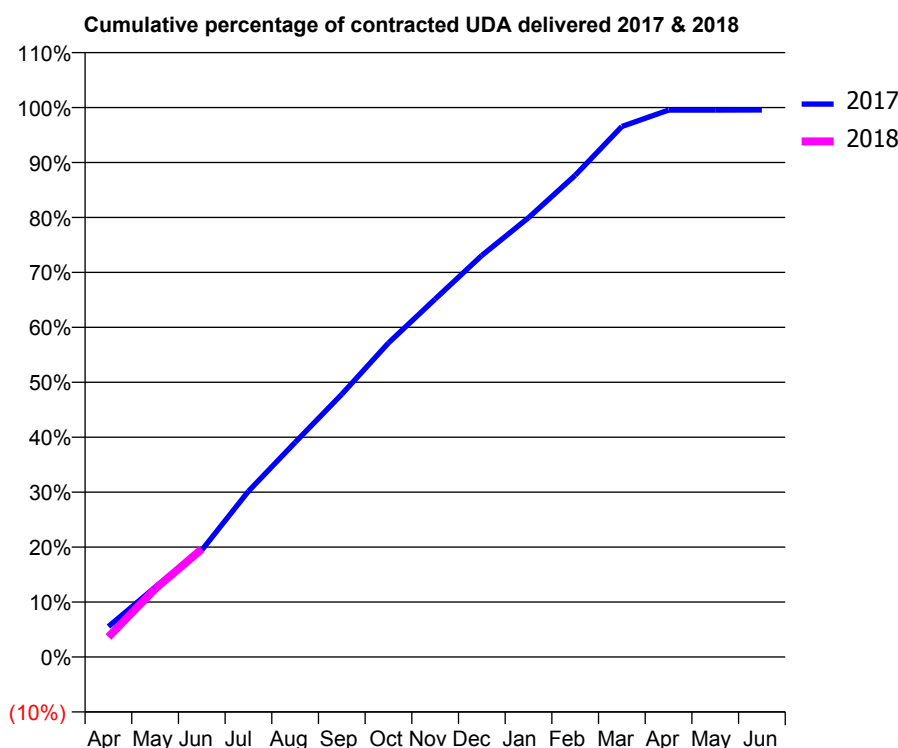
17/18 Contracted general activity (UDA)	27,795
Carry forward general activity (UDA)	0
17/18 Contracted orthodontic activity (UOA)	0
Carry forward orthodontic activity (UOA)	0
Baseline contract value	£635,723.64

ACCESS*

Patients seen in 24 months	Total	Change since previous quarter
Quarter ending June 2016	8,747	
Quarter ending September 2016	8,789	→
Quarter ending December 2016	8,858	→
Quarter ending March 2017	8,869	→
Quarter ending June 2017	8,792	→
Variance since June 2016	0.5%	→



ACTIVITY



Adjusted Scheduled Activity (UDA)		
Month	2017	2018
April	1,543	1,017
May	3,531	3,452
June	5,407	5,461
July	8,385	
August	10,853	
September	13,294	
October	15,889	
November	18,110	
December	20,314	
January	22,218	
February	24,365	
March	26,838	
April	27,663	
May	27,665	
June	27,672	

QUALITY

	Quantity	Base Number	Contract	AT	Region	England
% of FP17s for the same patient ID Re-attending within 3 months - Children	41	775	5.3%	9.4%	11.6%	12.0%
% of FP17s for the same patient ID Re-attending within 3 months - Adults	245	2,356	10.4%	14.2%	15.9%	16.0%
% of FP17s for the same patient ID Re-attending between 3 & 9 months - Children	514	775	66.3%	62.0%	60.4%	58.0%
% of FP17s for the same patient ID Re-attending between 3 & 9 months - Adults	1,542	2,356	65.4%	52.8%	52.3%	50.9%
% of FP17s for Band 1 Urgent Courses	159	2,657	6.0%	8.0%	9.5%	9.1%
% of FP17s Relating to Free Repair or Replacements	22	2,657	0.8%	0.9%	0.7%	0.8%
% of FP17s Relating to Continuations	14	2,657	0.5%	1.3%	1.0%	1.1%
% of Patients satisfied with the dentistry they have received	31	31	100.0%	92.5%	91.9%	91.7%
% of Patients satisfied with the time they had to wait for an appointment	27	31	87.1%	88.4%	88.0%	88.0%

* This is based on patients treated on this contract for their most recent course of treatment. Figures in italics indicate the base number of FP17s or Patient Questionnaire responses are less than 100. N/A is shown where the base number of responses is less than 10 during the period. % is calculated as Quantity/Base number*100

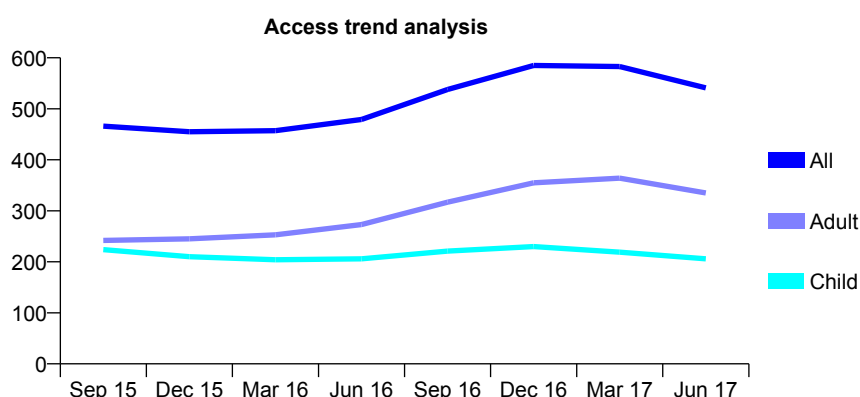
Q65 - Vital Signs At a Glance Contract Report for 141216/0001 - June 2017

Name or company name	Gairloch House Dental Practice
Contract type name	GDS Contract
Purpose of contract	General
Contract start date	01/08/2013
Contract end date	

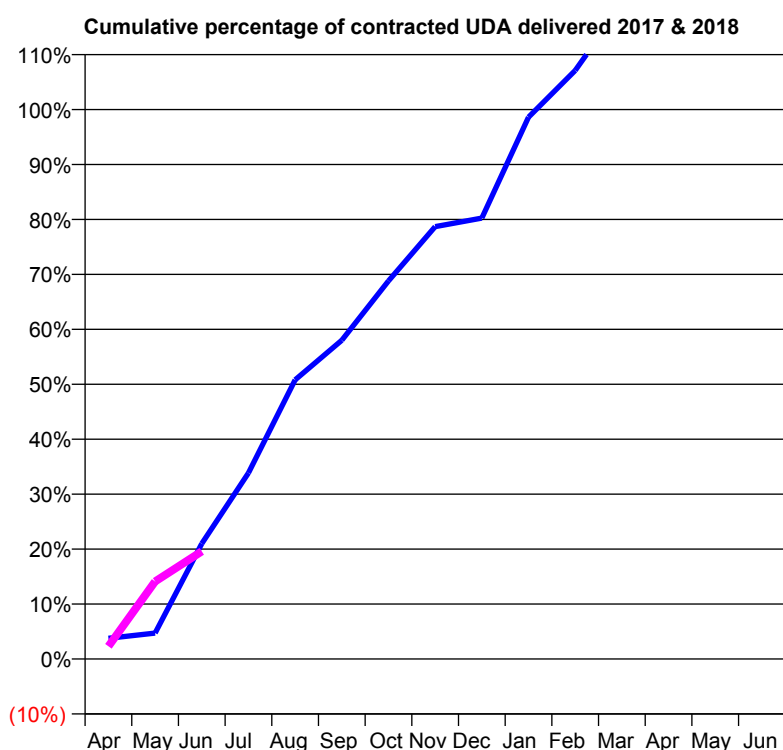
17/18 Contracted general activity (UDA)	1,170
Carry forward general activity (UDA)	0
17/18 Contracted orthodontic activity (UOA)	0
Carry forward orthodontic activity (UOA)	0
Baseline contract value	£27,762.89

ACCESS*

Patients seen in 24 months	Total	Change since previous quarter
Quarter ending June 2016	479	
Quarter ending September 2016	538	↑
Quarter ending December 2016	585	↑
Quarter ending March 2017	583	→
Quarter ending June 2017	541	↓
Variance since June 2016	12.9%	↑



ACTIVITY



Adjusted Scheduled Activity (UDA)		
Month	2017	2018
April	44	27
May	55	165
June	246	229
July	396	
August	594	
September	679	
October	805	
November	921	
December	939	
January	1,154	
February	1,253	
March	1,393	
April	1,423	
May	1,424	
June	1,442	

QUALITY

	Quantity	Base Number	Contract	AT	Region	England
% of FP17s for the same patient ID Re-attending within 3 months - Children	4	70	5.7%	9.4%	11.6%	12.0%
% of FP17s for the same patient ID Re-attending within 3 months - Adults	14	90	15.6%	14.2%	15.9%	16.0%
% of FP17s for the same patient ID Re-attending between 3 & 9 months - Children	51	70	72.9%	62.0%	60.4%	58.0%
% of FP17s for the same patient ID Re-attending between 3 & 9 months - Adults	62	90	68.9%	52.8%	52.3%	50.9%
% of FP17s for Band 1 Urgent Courses	10	134	7.5%	8.0%	9.5%	9.1%
% of FP17s Relating to Free Repair or Replacements	1	134	0.7%	0.9%	0.7%	0.8%
% of FP17s Relating to Continuations	0	134	0.0%	1.3%	1.0%	1.1%
% of Patients satisfied with the dentistry they have received	3	3	N/A	92.5%	91.9%	91.7%
% of Patients satisfied with the time they had to wait for an appointment	2	3	N/A	88.4%	88.0%	88.0%

* This is based on patients treated on this contract for their most recent course of treatment. Figures in italics indicate the base number of FP17s or Patient Questionnaire responses are less than 100. N/A is shown where the base number of responses is less than 10 during the period. % is calculated as Quantity/Base number*100

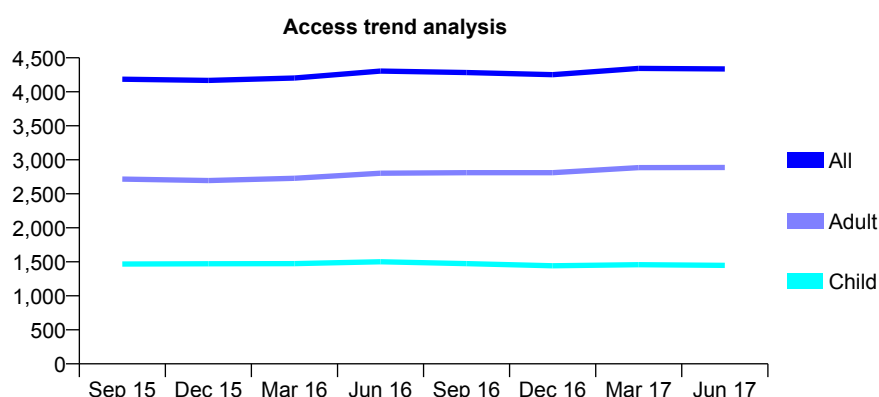
Q65 - Vital Signs At a Glance Contract Report for 146706/0001 - June 2017

Name or company name	Coly House Ltd
Contract type name	GDS Contract
Purpose of contract	General
Contract start date	01/04/2010
Contract end date	

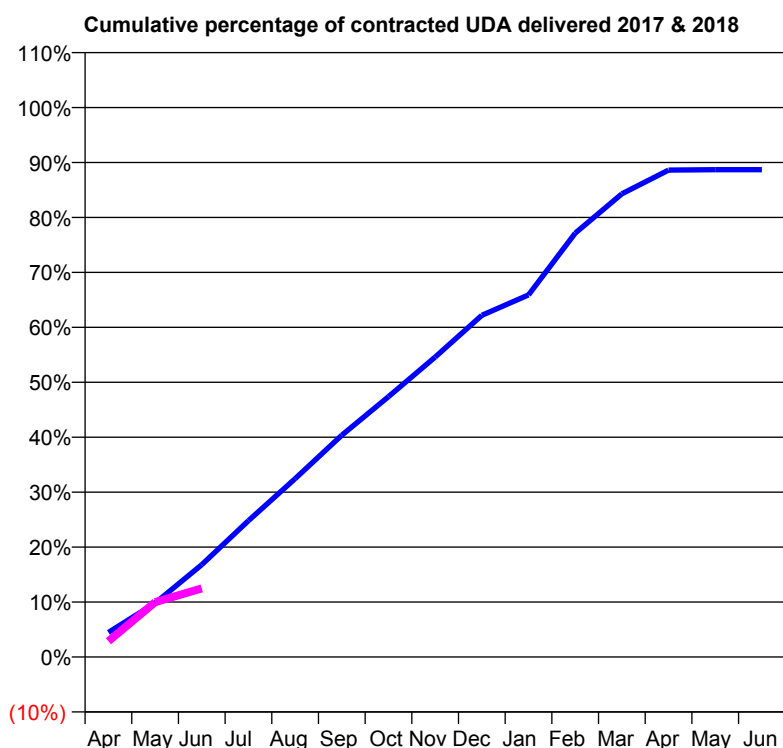
17/18 Contracted general activity (UDA)	10,000
Carry forward general activity (UDA)	0
17/18 Contracted orthodontic activity (UOA)	0
Carry forward orthodontic activity (UOA)	0
Baseline contract value	£220,322.23

ACCESS*

Patients seen in 24 months	Total	Change since previous quarter
Quarter ending June 2016	4,304	
Quarter ending September 2016	4,284	→
Quarter ending December 2016	4,252	→
Quarter ending March 2017	4,344	↑
Quarter ending June 2017	4,336	→
Variance since June 2016	0.7%	→



ACTIVITY



Month	Adjusted Scheduled Activity (UDA)	
	2017	2018
April	447	288
May	982	999
June	1,679	1,249
July	2,482	
August	3,245	
September	4,037	
October	4,738	
November	5,460	
December	6,217	
January	6,591	
February	7,712	
March	8,430	
April	8,861	
May	8,868	
June	8,868	

QUALITY

	Quantity	Base Number	Contract	AT	Region	England
% of FP17s for the same patient ID Re-attending within 3 months - Children	54	590	9.2%	9.4%	11.6%	12.0%
% of FP17s for the same patient ID Re-attending within 3 months - Adults	160	1,106	14.5%	14.2%	15.9%	16.0%
% of FP17s for the same patient ID Re-attending between 3 & 9 months - Children	408	590	69.2%	62.0%	60.4%	58.0%
% of FP17s for the same patient ID Re-attending between 3 & 9 months - Adults	674	1,106	60.9%	52.8%	52.3%	50.9%
% of FP17s for Band 1 Urgent Courses	40	730	5.5%	8.0%	9.5%	9.1%
% of FP17s Relating to Free Repair or Replacements	7	730	1.0%	0.9%	0.7%	0.8%
% of FP17s Relating to Continuations	9	730	1.2%	1.3%	1.0%	1.1%
% of Patients satisfied with the dentistry they have received	9	10	90.0%	92.5%	91.9%	91.7%
% of Patients satisfied with the time they had to wait for an appointment	7	10	70.0%	88.4%	88.0%	88.0%

* This is based on patients treated on this contract for their most recent course of treatment. Figures in italics indicate the base number of FP17s or Patient Questionnaire responses are less than 100. N/A is shown where the base number of responses is less than 10 during the period. % is calculated as Quantity/Base number*100

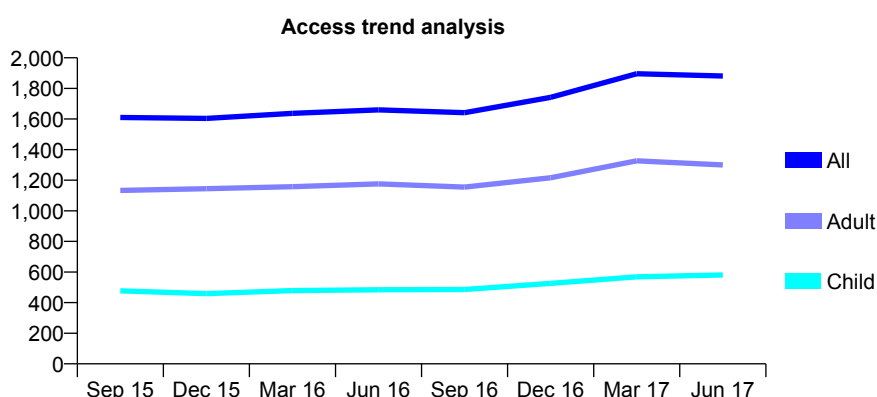
Q65 - Vital Signs At a Glance Contract Report for 148172/0001 - June 2017

Name or company name	Stokes Lane Dental Practice
Contract type name	GDS Contract
Purpose of contract	General
Contract start date	01/04/2011
Contract end date	

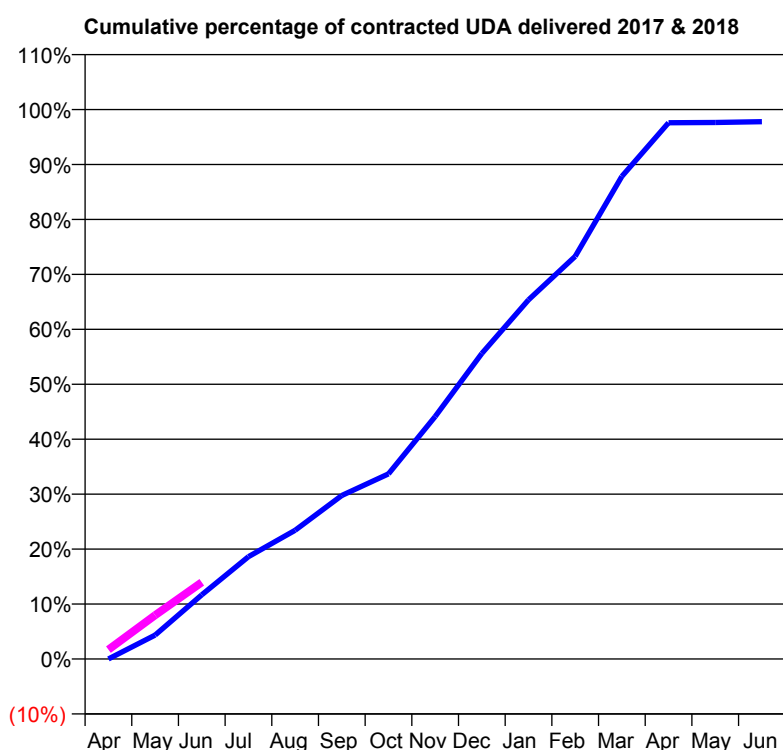
17/18 Contracted general activity (UDA)	5,819
Carry forward general activity (UDA)	0
17/18 Contracted orthodontic activity (UOA)	0
Carry forward orthodontic activity (UOA)	0
Baseline contract value	£125,207.03

ACCESS*

Patients seen in 24 months	Total	Change since previous quarter
Quarter ending June 2016	1,660	
Quarter ending September 2016	1,641	↓
Quarter ending December 2016	1,742	↑
Quarter ending March 2017	1,896	↑
Quarter ending June 2017	1,881	→
Variance since June 2016	13.3%	↑



ACTIVITY



Adjusted Scheduled Activity (UDA)		
Month	2017	2018
April	0	100
May	254	463
June	680	813
July	1,084	
August	1,363	
September	1,731	
October	1,961	
November	2,568	
December	3,236	
January	3,804	
February	4,264	
March	5,111	
April	5,679	
May	5,682	
June	5,691	

QUALITY

	Quantity	Base Number	Contract	AT	Region	England
% of FP17s for the same patient ID Re-attending within 3 months - Children	18	233	7.7%	9.4%	11.6%	12.0%
% of FP17s for the same patient ID Re-attending within 3 months - Adults	87	442	19.7%	14.2%	15.9%	16.0%
% of FP17s for the same patient ID Re-attending between 3 & 9 months - Children	143	233	61.4%	62.0%	60.4%	58.0%
% of FP17s for the same patient ID Re-attending between 3 & 9 months - Adults	253	442	57.2%	52.8%	52.3%	50.9%
% of FP17s for Band 1 Urgent Courses	30	464	6.5%	8.0%	9.5%	9.1%
% of FP17s Relating to Free Repair or Replacements	11	464	2.4%	0.9%	0.7%	0.8%
% of FP17s Relating to Continuations	4	464	0.9%	1.3%	1.0%	1.1%
% of Patients satisfied with the dentistry they have received	5	8	N/A	92.5%	91.9%	91.7%
% of Patients satisfied with the time they had to wait for an appointment	8	8	N/A	88.4%	88.0%	88.0%

* This is based on patients treated on this contract for their most recent course of treatment. Figures in italics indicate the base number of FP17s or Patient Questionnaire responses are less than 100. N/A is shown where the base number of responses is less than 10 during the period. % is calculated as Quantity/Base number*100

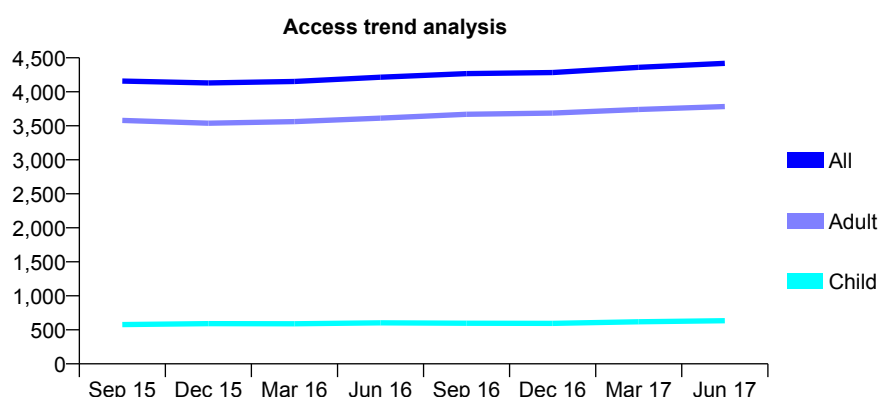
Q65 - Vital Signs At a Glance Contract Report for 151416/0001 - June 2017

Name or company name	Holloway House Dental Surgery
Contract type name	GDS Contract
Purpose of contract	General
Contract start date	01/09/2013
Contract end date	

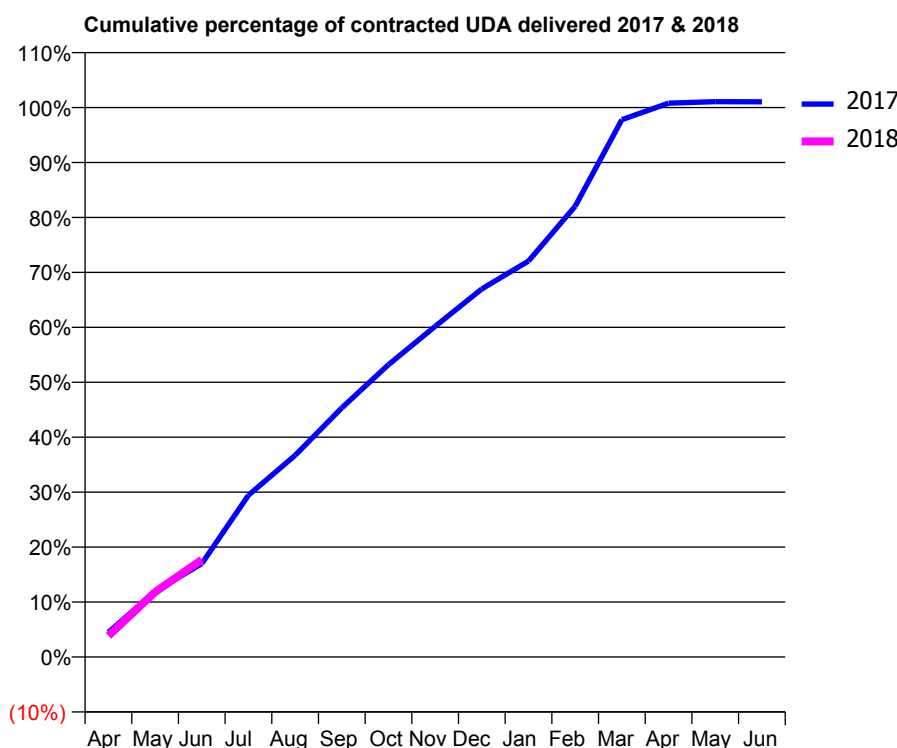
17/18 Contracted general activity (UDA)	16,000
Carry forward general activity (UDA)	0
17/18 Contracted orthodontic activity (UOA)	0
Carry forward orthodontic activity (UOA)	0
Baseline contract value	£340,723.01

ACCESS*

Patients seen in 24 months	Total	Change since previous quarter
Quarter ending June 2016	4,215	
Quarter ending September 2016	4,267	→
Quarter ending December 2016	4,284	→
Quarter ending March 2017	4,359	→
Quarter ending June 2017	4,419	→
Variance since June 2016	4.8%	↑



ACTIVITY



Month	Adjusted Scheduled Activity (UDA)	
	2017	2018
April	720	621
May	1,908	1,894
June	2,720	2,834
July	4,712	
August	5,873	
September	7,254	
October	8,514	
November	9,627	
December	10,718	
January	11,528	
February	13,125	
March	15,646	
April	16,128	
May	16,168	
June	16,167	

QUALITY

	Quantity	Base Number	Contract	AT	Region	England
% of FP17s for the same patient ID Re-attending within 3 months - Children	20	174	11.5%	9.4%	11.6%	12.0%
% of FP17s for the same patient ID Re-attending within 3 months - Adults	169	1,058	16.0%	14.2%	15.9%	16.0%
% of FP17s for the same patient ID Re-attending between 3 & 9 months - Children	94	174	54.0%	62.0%	60.4%	58.0%
% of FP17s for the same patient ID Re-attending between 3 & 9 months - Adults	566	1,058	53.5%	52.8%	52.3%	50.9%
% of FP17s for Band 1 Urgent Courses	106	1,071	9.9%	8.0%	9.5%	9.1%
% of FP17s Relating to Free Repair or Replacements	18	1,071	1.7%	0.9%	0.7%	0.8%
% of FP17s Relating to Continuations	11	1,071	1.0%	1.3%	1.0%	1.1%
% of Patients satisfied with the dentistry they have received	25	26	96.2%	92.5%	91.9%	91.7%
% of Patients satisfied with the time they had to wait for an appointment	25	26	96.2%	88.4%	88.0%	88.0%

* This is based on patients treated on this contract for their most recent course of treatment. Figures in italics indicate the base number of FP17s or Patient Questionnaire responses are less than 100. N/A is shown where the base number of responses is less than 10 during the period. % is calculated as Quantity/Base number*100

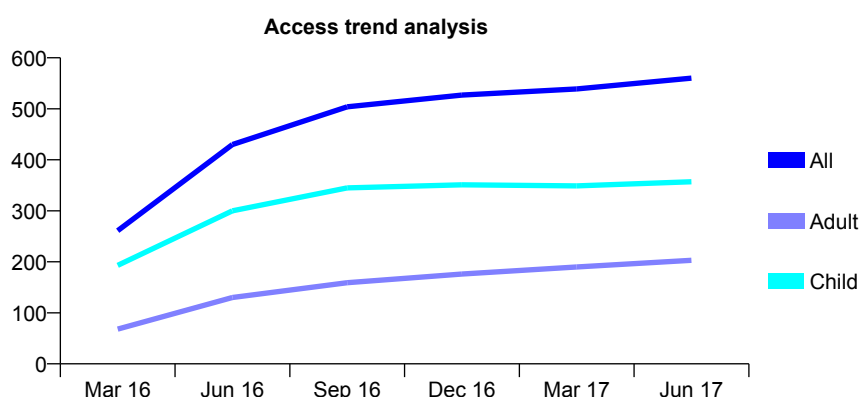
Q65 - Vital Signs At a Glance Contract Report for 152277/0001 - June 2017

Name or company name	Myridakis and Myridaki
Contract type name	GDS Contract
Purpose of contract	General
Contract start date	17/12/2015
Contract end date	

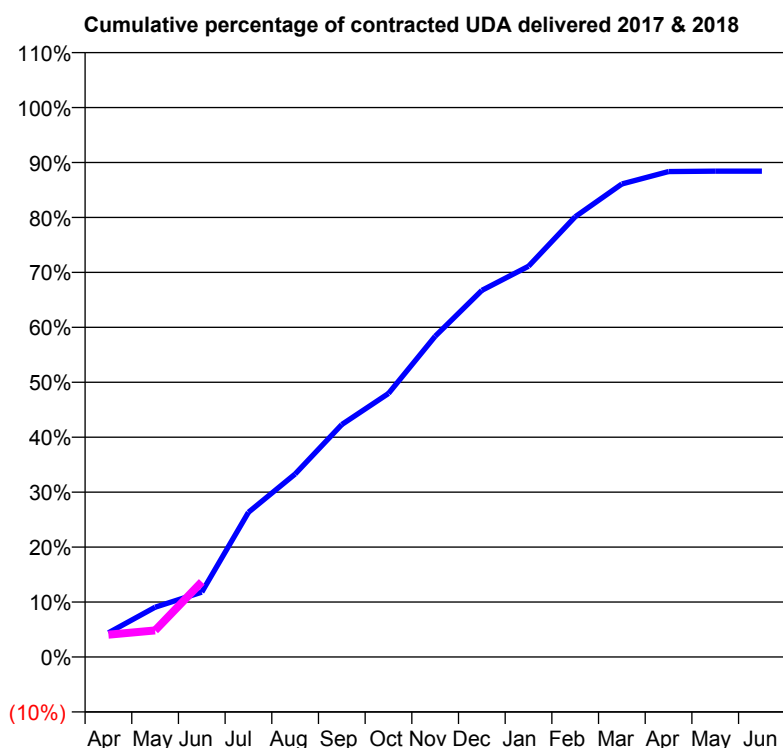
17/18 Contracted general activity (UDA)	1,800
Carry forward general activity (UDA)	0
17/18 Contracted orthodontic activity (UOA)	0
Carry forward orthodontic activity (UOA)	0
Baseline contract value	£38,309.55

ACCESS*

Patients seen in 24 months	Total	Change since previous quarter
Quarter ending June 2016	430	
Quarter ending September 2016	504	↑
Quarter ending December 2016	527	↑
Quarter ending March 2017	539	↑
Quarter ending June 2017	560	↑
Variance since June 2016	30.2%	↑



ACTIVITY



Adjusted Scheduled Activity (UDA)		
Month	2017	2018
April	79	73
May	163	87
June	213	246
July	474	
August	599	
September	762	
October	863	
November	1,051	
December	1,201	
January	1,280	
February	1,442	
March	1,549	
April	1,590	
May	1,591	
June	1,591	

QUALITY

	Quantity	Base Number	Contract	AT	Region	England
% of FP17s for the same patient ID Re-attending within 3 months - Children	5	116	4.3%	9.4%	11.6%	12.0%
% of FP17s for the same patient ID Re-attending within 3 months - Adults	3	54	5.6%	14.2%	15.9%	16.0%
% of FP17s for the same patient ID Re-attending between 3 & 9 months - Children	78	116	67.2%	62.0%	60.4%	58.0%
% of FP17s for the same patient ID Re-attending between 3 & 9 months - Adults	39	54	72.2%	52.8%	52.3%	50.9%
% of FP17s for Band 1 Urgent Courses	1	150	0.7%	8.0%	9.5%	9.1%
% of FP17s Relating to Free Repair or Replacements	0	150	0.0%	0.9%	0.7%	0.8%
% of FP17s Relating to Continuations	0	150	0.0%	1.3%	1.0%	1.1%
% of Patients satisfied with the dentistry they have received	1	1	N/A	92.5%	91.9%	91.7%
% of Patients satisfied with the time they had to wait for an appointment	1	1	N/A	88.4%	88.0%	88.0%

* This is based on patients treated on this contract for their most recent course of treatment. Figures in italics indicate the base number of FP17s or Patient Questionnaire responses are less than 100. N/A is shown where the base number of responses is less than 10 during the period. % is calculated as Quantity/Base number*100

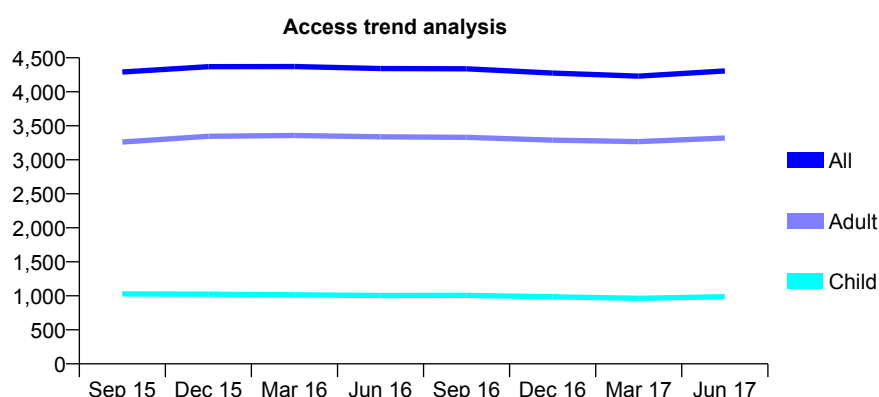
Q65 - Vital Signs At a Glance Contract Report for 153753/0001 - June 2017

Name or company name	Redland Park DS Ltd
Contract type name	GDS Contract
Purpose of contract	General
Contract start date	01/04/2011
Contract end date	

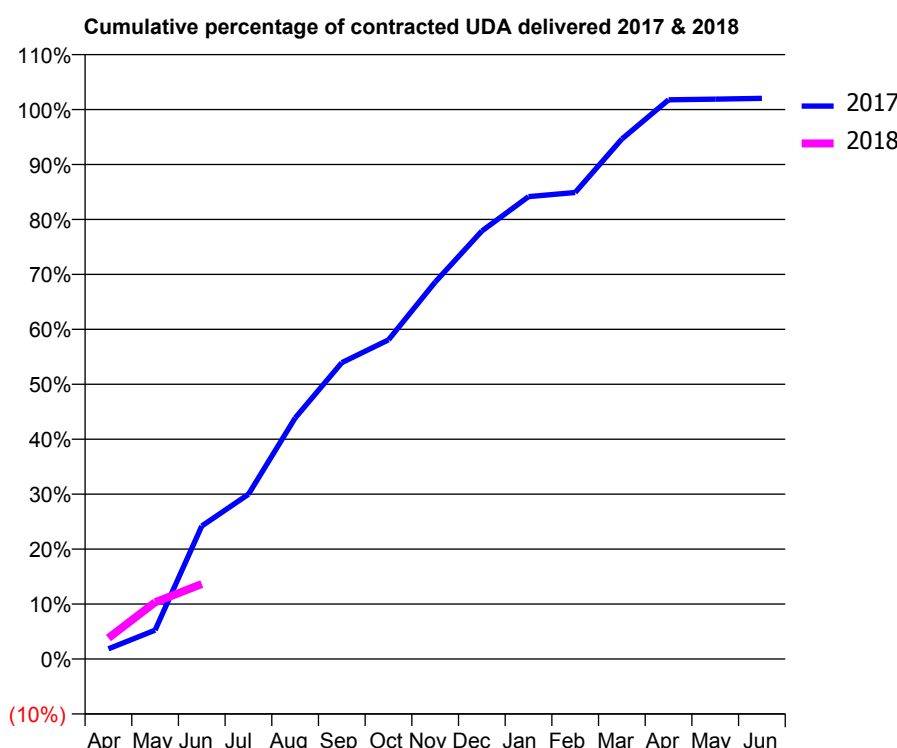
17/18 Contracted general activity (UDA)	13,224
Carry forward general activity (UDA)	0
17/18 Contracted orthodontic activity (UOA)	0
Carry forward orthodontic activity (UOA)	0
Baseline contract value	£434,087.11

ACCESS*

Patients seen in 24 months	Total	Change since previous quarter
Quarter ending June 2016	4,343	
Quarter ending September 2016	4,338	→
Quarter ending December 2016	4,275	↓
Quarter ending March 2017	4,231	↓
Quarter ending June 2017	4,307	→
Variance since June 2016	(0.8%)	→



ACTIVITY



Adjusted Scheduled Activity (UDA)		
Month	2017	2018
April	153	505
May	432	1,366
June	1,990	1,806
July	2,467	
August	3,607	
September	4,436	
October	4,777	
November	5,640	
December	6,406	
January	6,921	
February	6,982	
March	7,783	
April	8,370	
May	8,380	
June	8,391	

QUALITY

	Quantity	Base Number	Contract	AT	Region	England
% of FP17s for the same patient ID Re-attending within 3 months - Children	26	628	4.1%	9.4%	11.6%	12.0%
% of FP17s for the same patient ID Re-attending within 3 months - Adults	140	1,226	11.4%	14.2%	15.9%	16.0%
% of FP17s for the same patient ID Re-attending between 3 & 9 months - Children	413	628	65.8%	62.0%	60.4%	58.0%
% of FP17s for the same patient ID Re-attending between 3 & 9 months - Adults	659	1,226	53.8%	52.8%	52.3%	50.9%
% of FP17s for Band 1 Urgent Courses	115	957	12.0%	8.0%	9.5%	9.1%
% of FP17s Relating to Free Repair or Replacements	4	957	0.4%	0.9%	0.7%	0.8%
% of FP17s Relating to Continuations	0	957	0.0%	1.3%	1.0%	1.1%
% of Patients satisfied with the dentistry they have received	23	24	95.8%	92.5%	91.9%	91.7%
% of Patients satisfied with the time they had to wait for an appointment	24	24	100.0%	88.4%	88.0%	88.0%

* This is based on patients treated on this contract for their most recent course of treatment. Figures in italics indicate the base number of FP17s or Patient Questionnaire responses are less than 100. N/A is shown where the base number of responses is less than 10 during the period. % is calculated as Quantity/Base number*100

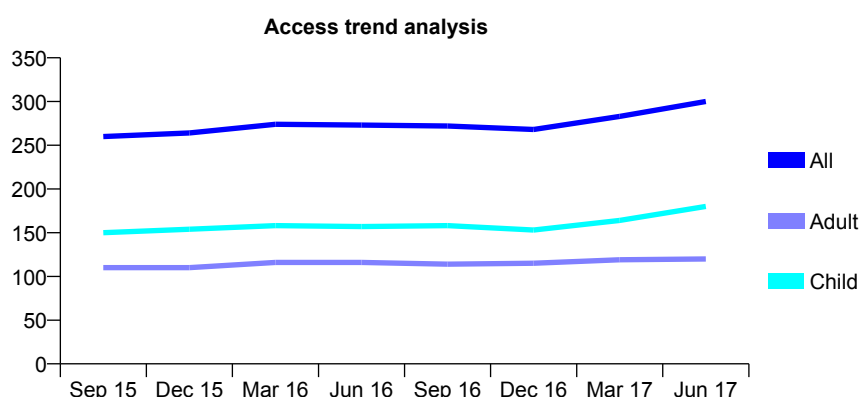
Q65 - Vital Signs At a Glance Contract Report for 154091/0001 - June 2017

Name or company name	RCST Ltd
Contract type name	GDS Contract
Purpose of contract	General
Contract start date	01/10/2012
Contract end date	

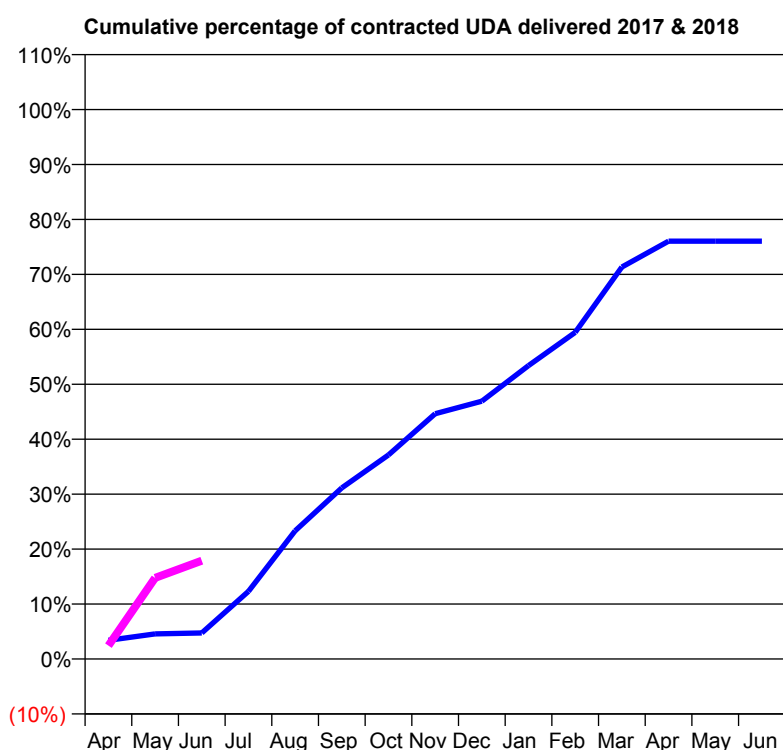
17/18 Contracted general activity (UDA)	616
Carry forward general activity (UDA)	0
17/18 Contracted orthodontic activity (UOA)	0
Carry forward orthodontic activity (UOA)	0
Baseline contract value	£14,351.83

ACCESS*

Patients seen in 24 months	Total	Change since previous quarter
Quarter ending June 2016	273	
Quarter ending September 2016	272	→
Quarter ending December 2016	268	↓
Quarter ending March 2017	283	↑
Quarter ending June 2017	300	↑
Variance since June 2016	9.9%	↑



ACTIVITY



Adjusted Scheduled Activity (UDA)		
Month	2017	2018
April	21	15
May	28	91
June	29	110
July	76	
August	144	
September	192	
October	229	
November	275	
December	289	
January	329	
February	366	
March	439	
April	468	
May	468	
June	468	

QUALITY

	Quantity	Base Number	Contract	AT	Region	England
% of FP17s for the same patient ID Re-attending within 3 months - Children	4	62	6.5%	9.4%	11.6%	12.0%
% of FP17s for the same patient ID Re-attending within 3 months - Adults	3	28	10.7%	14.2%	15.9%	16.0%
% of FP17s for the same patient ID Re-attending between 3 & 9 months - Children	37	62	59.7%	62.0%	60.4%	58.0%
% of FP17s for the same patient ID Re-attending between 3 & 9 months - Adults	16	28	57.1%	52.8%	52.3%	50.9%
% of FP17s for Band 1 Urgent Courses	1	73	1.4%	8.0%	9.5%	9.1%
% of FP17s Relating to Free Repair or Replacements	0	73	0.0%	0.9%	0.7%	0.8%
% of FP17s Relating to Continuations	0	73	0.0%	1.3%	1.0%	1.1%
% of Patients satisfied with the dentistry they have received	0	0	N/A	92.5%	91.9%	91.7%
% of Patients satisfied with the time they had to wait for an appointment	0	0	N/A	88.4%	88.0%	88.0%

* This is based on patients treated on this contract for their most recent course of treatment. Figures in italics indicate the base number of FP17s or Patient Questionnaire responses are less than 100. N/A is shown where the base number of responses is less than 10 during the period. % is calculated as Quantity/Base number*100

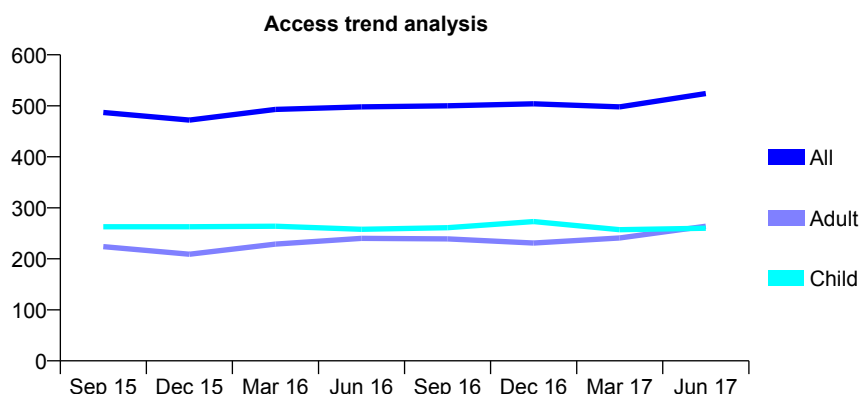
Q65 - Vital Signs At a Glance Contract Report for 158151/0001 - June 2017

Name or company name	The Dental Touch
Contract type name	GDS Contract
Purpose of contract	General
Contract start date	28/02/2011
Contract end date	

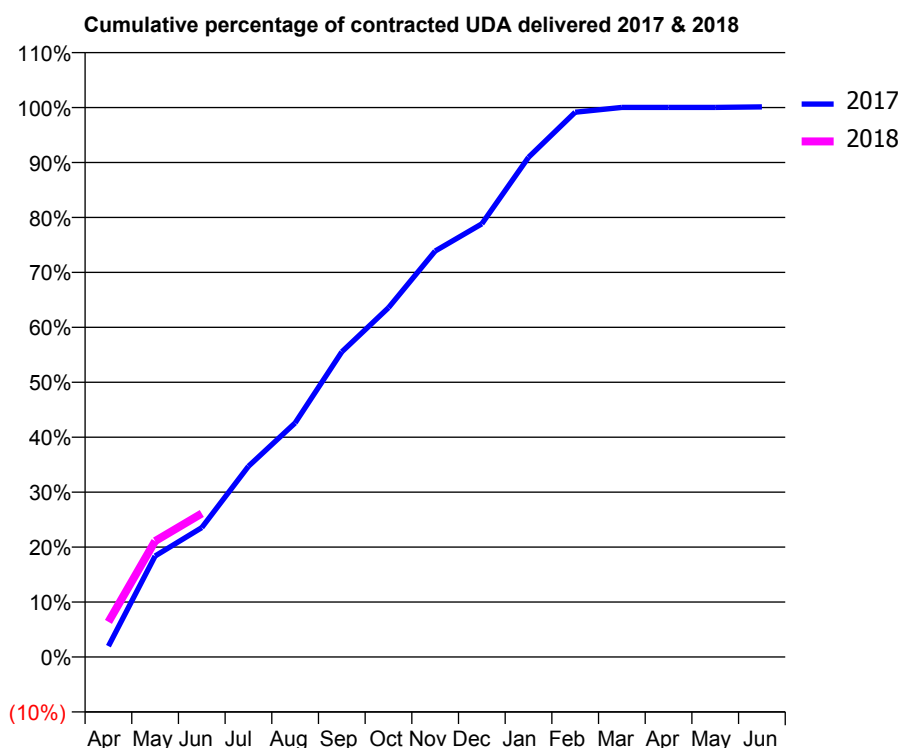
17/18 Contracted general activity (UDA)	1,156
Carry forward general activity (UDA)	0
17/18 Contracted orthodontic activity (UOA)	0
Carry forward orthodontic activity (UOA)	0
Baseline contract value	£31,318.01

ACCESS*

Patients seen in 24 months	Total	Change since previous quarter
Quarter ending June 2016	498	
Quarter ending September 2016	500	→
Quarter ending December 2016	504	→
Quarter ending March 2017	498	↓
Quarter ending June 2017	524	↑
Variance since June 2016	5.2%	↑



ACTIVITY



Adjusted Scheduled Activity (UDA)		
Month	2017	2018
April	23	74
May	213	244
June	272	302
July	401	
August	493	
September	642	
October	735	
November	854	
December	911	
January	1,051	
February	1,146	
March	1,156	
April	1,156	
May	1,156	
June	1,157	

QUALITY

	Quantity	Base Number	Contract	AT	Region	England
% of FP17s for the same patient ID Re-attending within 3 months - Children	12	140	8.6%	9.4%	11.6%	12.0%
% of FP17s for the same patient ID Re-attending within 3 months - Adults	2	58	3.4%	14.2%	15.9%	16.0%
% of FP17s for the same patient ID Re-attending between 3 & 9 months - Children	91	140	65.0%	62.0%	60.4%	58.0%
% of FP17s for the same patient ID Re-attending between 3 & 9 months - Adults	17	58	29.3%	52.8%	52.3%	50.9%
% of FP17s for Band 1 Urgent Courses	5	197	2.5%	8.0%	9.5%	9.1%
% of FP17s Relating to Free Repair or Replacements	0	197	0.0%	0.9%	0.7%	0.8%
% of FP17s Relating to Continuations	1	197	0.5%	1.3%	1.0%	1.1%
% of Patients satisfied with the dentistry they have received	0	0	N/A	92.5%	91.9%	91.7%
% of Patients satisfied with the time they had to wait for an appointment	0	0	N/A	88.4%	88.0%	88.0%

* This is based on patients treated on this contract for their most recent course of treatment. Figures in italics indicate the base number of FP17s or Patient Questionnaire responses are less than 100. N/A is shown where the base number of responses is less than 10 during the period. % is calculated as Quantity/Base number*100

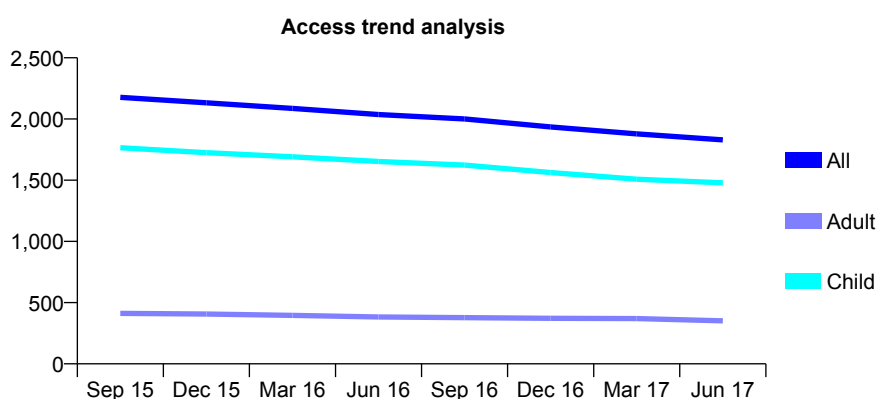
Q65 - Vital Signs At a Glance Contract Report for 159808/0001 - June 2017

Name or company name	Redland Dental Practice
Contract type name	GDS Contract
Purpose of contract	General
Contract start date	01/04/2006
Contract end date	

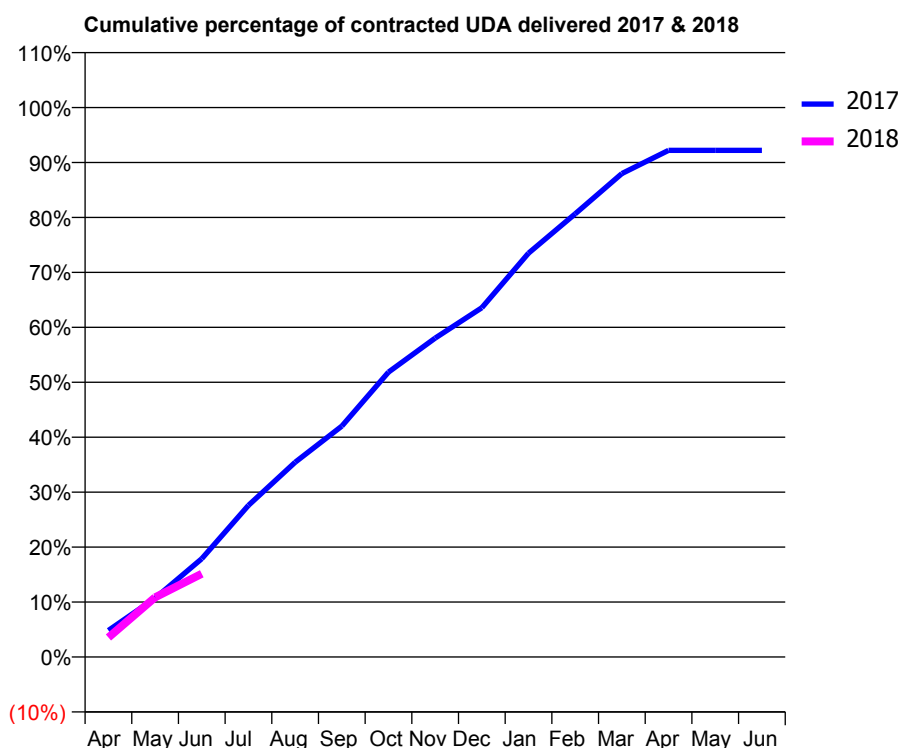
17/18 Contracted general activity (UDA)	5,000
Carry forward general activity (UDA)	0
17/18 Contracted orthodontic activity (UOA)	0
Carry forward orthodontic activity (UOA)	0
Baseline contract value	£123,405.48

ACCESS*

Patients seen in 24 months	Total	Change since previous quarter
Quarter ending June 2016	2,036	
Quarter ending September 2016	2,001	↓
Quarter ending December 2016	1,935	↓
Quarter ending March 2017	1,878	↓
Quarter ending June 2017	1,830	↓
Variance since June 2016	(10.1%)	↓



ACTIVITY



Adjusted Scheduled Activity (UDA)		
Month	2017	2018
April	242	178
May	536	543
June	895	758
July	1,380	
August	1,772	
September	2,101	
October	2,592	
November	2,902	
December	3,179	
January	3,675	
February	4,032	
March	4,399	
April	4,610	
May	4,610	
June	4,610	

QUALITY

	Quantity	Base Number	Contract	AT	Region	England
% of FP17s for the same patient ID Re-attending within 3 months - Children	32	483	6.6%	9.4%	11.6%	12.0%
% of FP17s for the same patient ID Re-attending within 3 months - Adults	15	66	22.7%	14.2%	15.9%	16.0%
% of FP17s for the same patient ID Re-attending between 3 & 9 months - Children	297	483	61.5%	62.0%	60.4%	58.0%
% of FP17s for the same patient ID Re-attending between 3 & 9 months - Adults	34	66	51.5%	52.8%	52.3%	50.9%
% of FP17s for Band 1 Urgent Courses	19	458	4.1%	8.0%	9.5%	9.1%
% of FP17s Relating to Free Repair or Replacements	0	458	0.0%	0.9%	0.7%	0.8%
% of FP17s Relating to Continuations	5	458	1.1%	1.3%	1.0%	1.1%
% of Patients satisfied with the dentistry they have received	3	3	N/A	92.5%	91.9%	91.7%
% of Patients satisfied with the time they had to wait for an appointment	3	3	N/A	88.4%	88.0%	88.0%

* This is based on patients treated on this contract for their most recent course of treatment. Figures in italics indicate the base number of FP17s or Patient Questionnaire responses are less than 100. N/A is shown where the base number of responses is less than 10 during the period. % is calculated as Quantity/Base number*100

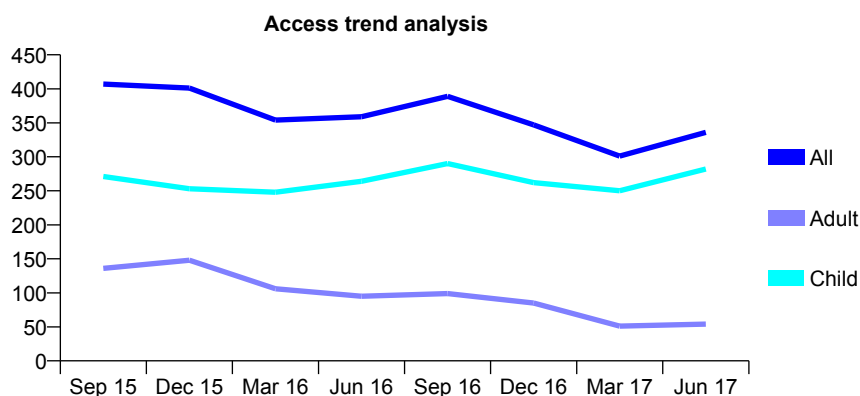
Q65 - Vital Signs At a Glance Contract Report for 161136/0001 - June 2017

Name or company name	Straight & Bright Dental LTD
Contract type name	PDS Contract
Purpose of contract	General and Orthodontic
Contract start date	01/04/2011
Contract end date	31/03/2021

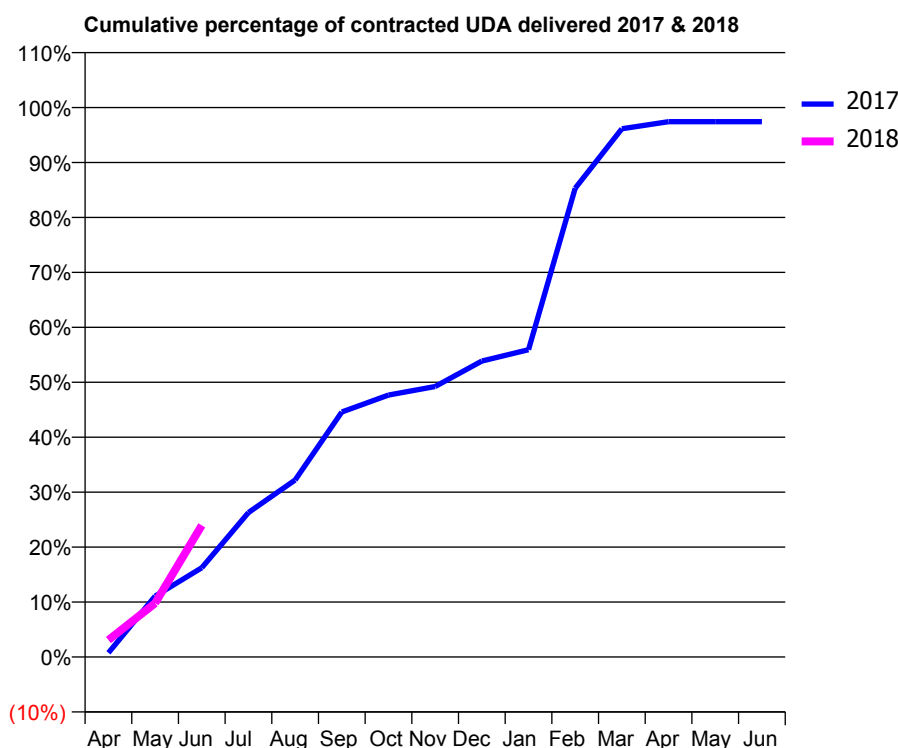
17/18 Contracted general activity (UDA)	388
Carry forward general activity (UDA)	0
17/18 Contracted orthodontic activity (UOA)	6,957
Carry forward orthodontic activity (UOA)	0
Baseline contract value	£503,028.94

ACCESS*

Patients seen in 24 months	Total	Change since previous quarter
Quarter ending June 2016	359	
Quarter ending September 2016	389	↑
Quarter ending December 2016	347	↓
Quarter ending March 2017	301	↓
Quarter ending June 2017	336	↑
Variance since June 2016	(6.4%)	↓



ACTIVITY



Month	Adjusted Scheduled Activity (UDA)	
	2017	2018
April	3	12
May	43	38
June	63	93
July	102	
August	125	
September	173	
October	185	
November	191	
December	209	
January	217	
February	331	
March	373	
April	378	
May	378	
June	378	

QUALITY

	Quantity	Base Number	Contract	AT	Region	England
% of FP17s for the same patient ID Re-attending within 3 months - Children	18	364	4.9%	9.4%	11.6%	12.0%
% of FP17s for the same patient ID Re-attending within 3 months - Adults	0	10	0.0%	14.2%	15.9%	16.0%
% of FP17s for the same patient ID Re-attending between 3 & 9 months - Children	22	364	6.0%	62.0%	60.4%	58.0%
% of FP17s for the same patient ID Re-attending between 3 & 9 months - Adults	2	10	20.0%	52.8%	52.3%	50.9%
% of FP17s for Band 1 Urgent Courses	0	53	0.0%	8.0%	9.5%	9.1%
% of FP17s Relating to Free Repair or Replacements	0	53	0.0%	0.9%	0.7%	0.8%
% of FP17s Relating to Continuations	0	53	0.0%	1.3%	1.0%	1.1%
% of Patients satisfied with the dentistry they have received	0	0	N/A	92.5%	91.9%	91.7%
% of Patients satisfied with the time they had to wait for an appointment	0	0	N/A	88.4%	88.0%	88.0%

* This is based on patients treated on this contract for their most recent course of treatment. Figures in italics indicate the base number of FP17s or Patient Questionnaire responses are less than 100. N/A is shown where the base number of responses is less than 10 during the period. % is calculated as Quantity/Base number*100

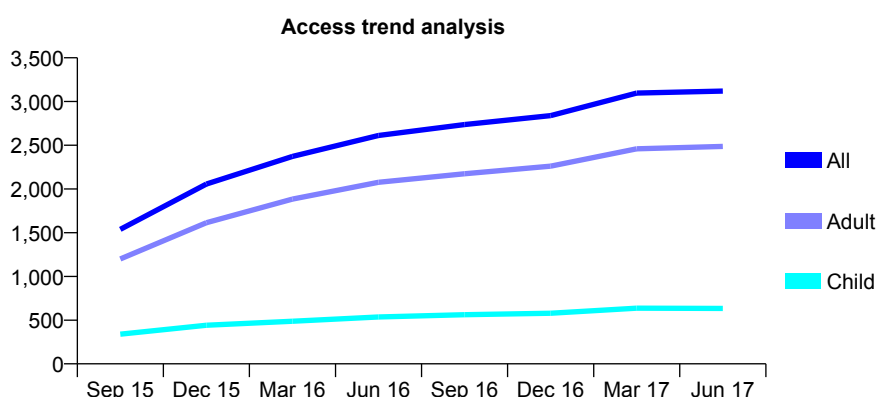
Q65 - Vital Signs At a Glance Contract Report for 162493/0001 - June 2017

Name or company name	Honeycomb Dental Clinic
Contract type name	GDS Contract
Purpose of contract	General
Contract start date	01/03/2015
Contract end date	

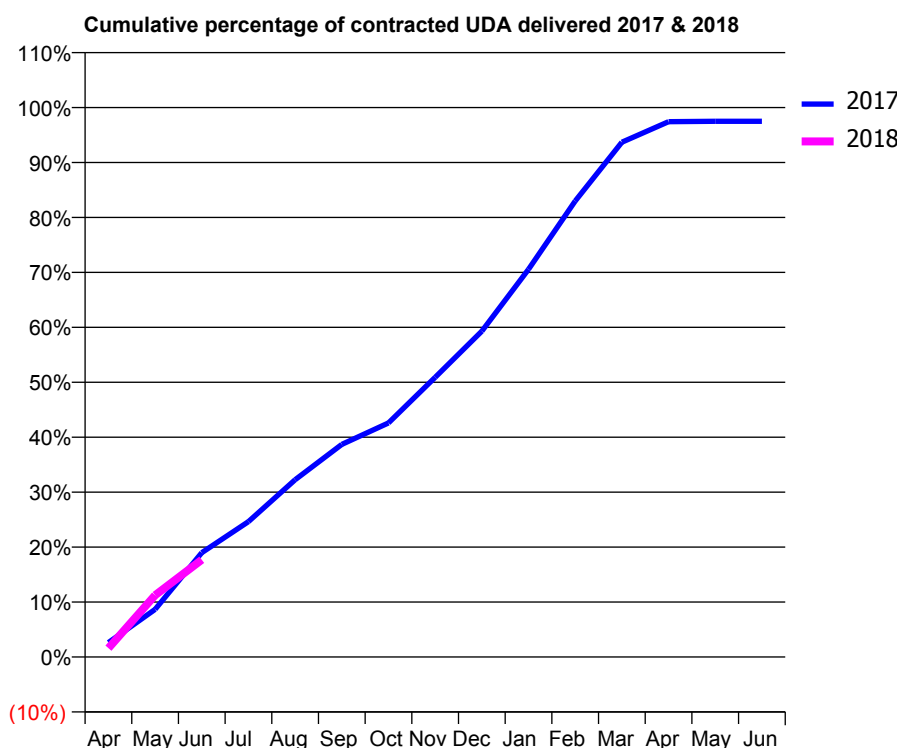
17/18 Contracted general activity (UDA)	8,978
Carry forward general activity (UDA)	0
17/18 Contracted orthodontic activity (UOA)	0
Carry forward orthodontic activity (UOA)	0
Baseline contract value	£190,839.22

ACCESS*

Patients seen in 24 months	Total	Change since previous quarter
Quarter ending June 2016	2,612	
Quarter ending September 2016	2,736	↑
Quarter ending December 2016	2,839	↑
Quarter ending March 2017	3,096	↑
Quarter ending June 2017	3,120	→
Variance since June 2016	19.4%	↑



ACTIVITY



Adjusted Scheduled Activity (UDA)		
Month	2017	2018
April	237	145
May	778	1,010
June	1,704	1,589
July	2,212	
August	2,897	
September	3,474	
October	3,826	
November	4,571	
December	5,323	
January	6,335	
February	7,451	
March	8,411	
April	8,747	
May	8,752	
June	8,752	

QUALITY

	Quantity	Base Number	Contract	AT	Region	England
% of FP17s for the same patient ID Re-attending within 3 months - Children	15	190	7.9%	9.4%	11.6%	12.0%
% of FP17s for the same patient ID Re-attending within 3 months - Adults	113	739	15.3%	14.2%	15.9%	16.0%
% of FP17s for the same patient ID Re-attending between 3 & 9 months - Children	115	190	60.5%	62.0%	60.4%	58.0%
% of FP17s for the same patient ID Re-attending between 3 & 9 months - Adults	426	739	57.6%	52.8%	52.3%	50.9%
% of FP17s for Band 1 Urgent Courses	70	786	8.9%	8.0%	9.5%	9.1%
% of FP17s Relating to Free Repair or Replacements	15	786	1.9%	0.9%	0.7%	0.8%
% of FP17s Relating to Continuations	0	786	0.0%	1.3%	1.0%	1.1%
% of Patients satisfied with the dentistry they have received	4	5	N/A	92.5%	91.9%	91.7%
% of Patients satisfied with the time they had to wait for an appointment	4	5	N/A	88.4%	88.0%	88.0%

* This is based on patients treated on this contract for their most recent course of treatment. Figures in italics indicate the base number of FP17s or Patient Questionnaire responses are less than 100. N/A is shown where the base number of responses is less than 10 during the period. % is calculated as Quantity/Base number*100

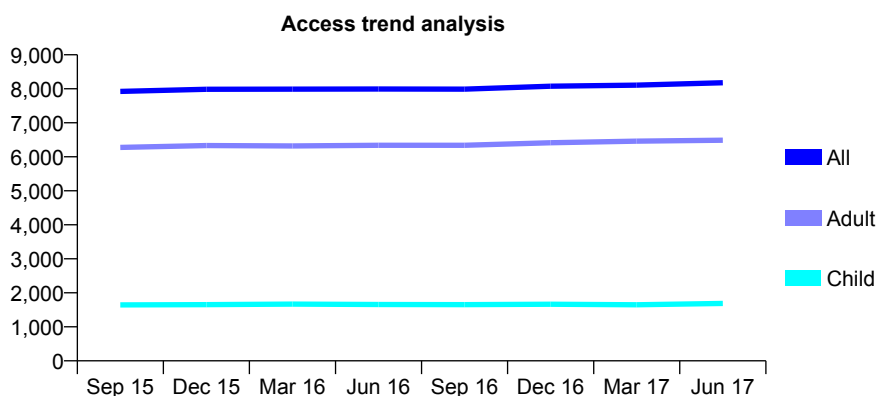
Q65 - Vital Signs At a Glance Contract Report for 163341/0001 - June 2017

Name or company name	The Ile Dental Centre Ltd
Contract type name	GDS Contract
Purpose of contract	General
Contract start date	01/05/2012
Contract end date	

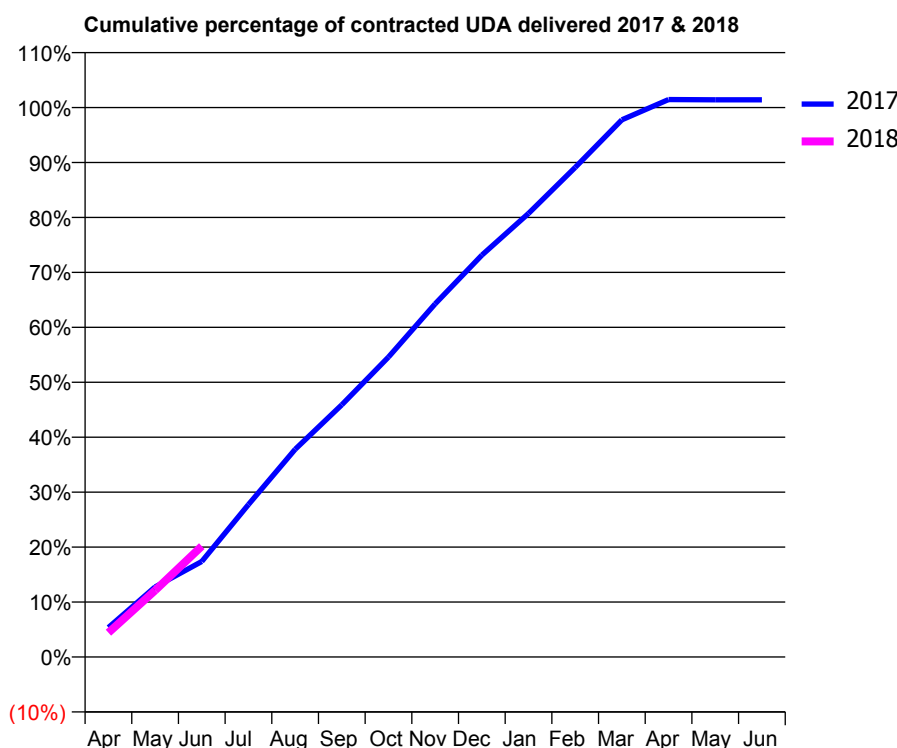
17/18 Contracted general activity (UDA)	23,500
Carry forward general activity (UDA)	0
17/18 Contracted orthodontic activity (UOA)	0
Carry forward orthodontic activity (UOA)	0
Baseline contract value	£523,805.18

ACCESS*

Patients seen in 24 months	Total	Change since previous quarter
Quarter ending June 2016	7,994	
Quarter ending September 2016	7,992	→
Quarter ending December 2016	8,078	→
Quarter ending March 2017	8,108	→
Quarter ending June 2017	8,178	→
Variance since June 2016	2.3%	↑



ACTIVITY



Adjusted Scheduled Activity (UDA)		
Month	2017	2018
April	1,264	1,039
May	2,994	2,849
June	4,089	4,742
July	6,524	
August	8,884	
September	10,789	
October	12,829	
November	15,106	
December	17,187	
January	18,969	
February	20,940	
March	22,972	
April	23,842	
May	23,831	
June	23,831	

QUALITY

	Quantity	Base Number	Contract	AT	Region	England
% of FP17s for the same patient ID Re-attending within 3 months - Children	48	670	7.2%	9.4%	11.6%	12.0%
% of FP17s for the same patient ID Re-attending within 3 months - Adults	380	2,321	16.4%	14.2%	15.9%	16.0%
% of FP17s for the same patient ID Re-attending between 3 & 9 months - Children	461	670	68.8%	62.0%	60.4%	58.0%
% of FP17s for the same patient ID Re-attending between 3 & 9 months - Adults	1,268	2,321	54.6%	52.8%	52.3%	50.9%
% of FP17s for Band 1 Urgent Courses	152	2,548	6.0%	8.0%	9.5%	9.1%
% of FP17s Relating to Free Repair or Replacements	32	2,548	1.3%	0.9%	0.7%	0.8%
% of FP17s Relating to Continuations	40	2,548	1.6%	1.3%	1.0%	1.1%
% of Patients satisfied with the dentistry they have received	20	22	90.9%	92.5%	91.9%	91.7%
% of Patients satisfied with the time they had to wait for an appointment	21	22	95.5%	88.4%	88.0%	88.0%

* This is based on patients treated on this contract for their most recent course of treatment. Figures in italics indicate the base number of FP17s or Patient Questionnaire responses are less than 100. N/A is shown where the base number of responses is less than 10 during the period. % is calculated as Quantity/Base number*100

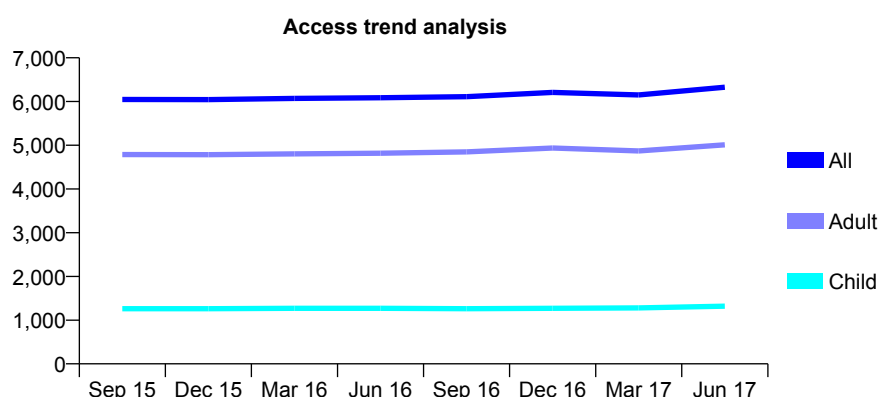
Q65 - Vital Signs At a Glance Contract Report for 163341/0002 - June 2017

Name or company name	The Ile Dental Centre Ltd
Contract type name	GDS Contract
Purpose of contract	General
Contract start date	01/05/2012
Contract end date	

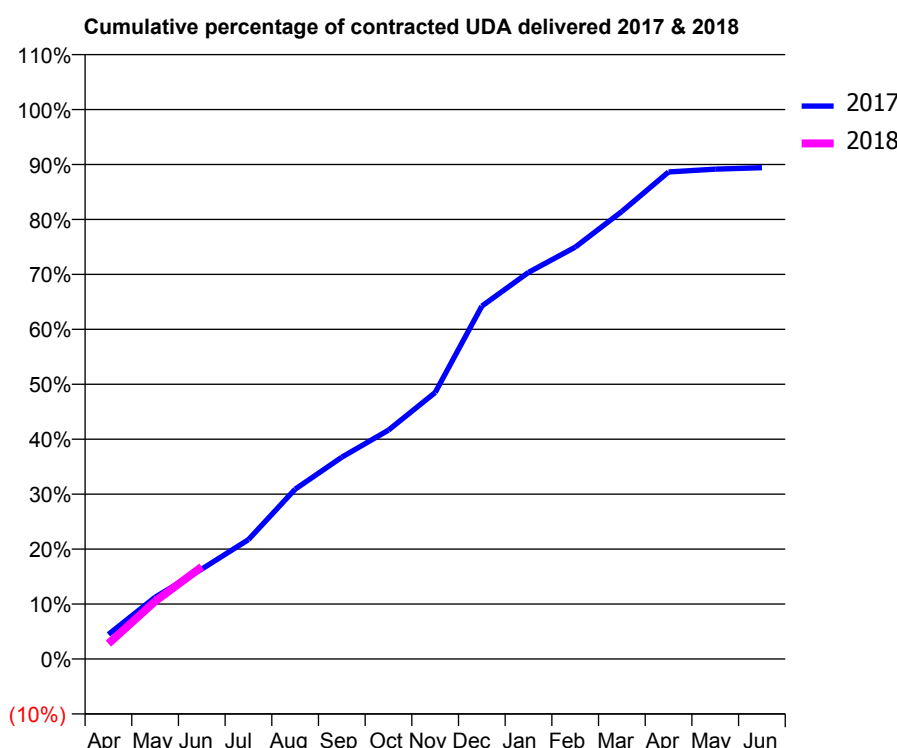
17/18 Contracted general activity (UDA)	18,675
Carry forward general activity (UDA)	0
17/18 Contracted orthodontic activity (UOA)	0
Carry forward orthodontic activity (UOA)	0
Baseline contract value	£471,510.54

ACCESS*

Patients seen in 24 months	Total	Change since previous quarter
Quarter ending June 2016	6,088	
Quarter ending September 2016	6,110	→
Quarter ending December 2016	6,207	→
Quarter ending March 2017	6,150	→
Quarter ending June 2017	6,328	↑
Variance since June 2016	3.9%	↑



ACTIVITY



Adjusted Scheduled Activity (UDA)		
Month	2017	2018
April	834	523
May	2,102	1,958
June	3,057	3,136
July	4,057	
August	5,773	
September	6,860	
October	7,780	
November	9,059	
December	11,991	
January	13,138	
February	13,999	
March	15,209	
April	16,553	
May	16,646	
June	16,697	

QUALITY

	Quantity	Base Number	Contract	AT	Region	England
% of FP17s for the same patient ID Re-attending within 3 months - Children	33	622	5.3%	9.4%	11.6%	12.0%
% of FP17s for the same patient ID Re-attending within 3 months - Adults	337	2,266	14.9%	14.2%	15.9%	16.0%
% of FP17s for the same patient ID Re-attending between 3 & 9 months - Children	423	622	68.0%	62.0%	60.4%	58.0%
% of FP17s for the same patient ID Re-attending between 3 & 9 months - Adults	1,356	2,266	59.8%	52.8%	52.3%	50.9%
% of FP17s for Band 1 Urgent Courses	199	1,978	10.1%	8.0%	9.5%	9.1%
% of FP17s Relating to Free Repair or Replacements	15	1,978	0.8%	0.9%	0.7%	0.8%
% of FP17s Relating to Continuations	5	1,978	0.3%	1.3%	1.0%	1.1%
% of Patients satisfied with the dentistry they have received	28	30	93.3%	92.5%	91.9%	91.7%
% of Patients satisfied with the time they had to wait for an appointment	29	30	96.7%	88.4%	88.0%	88.0%

* This is based on patients treated on this contract for their most recent course of treatment. Figures in italics indicate the base number of FP17s or Patient Questionnaire responses are less than 100. N/A is shown where the base number of responses is less than 10 during the period. % is calculated as Quantity/Base number*100

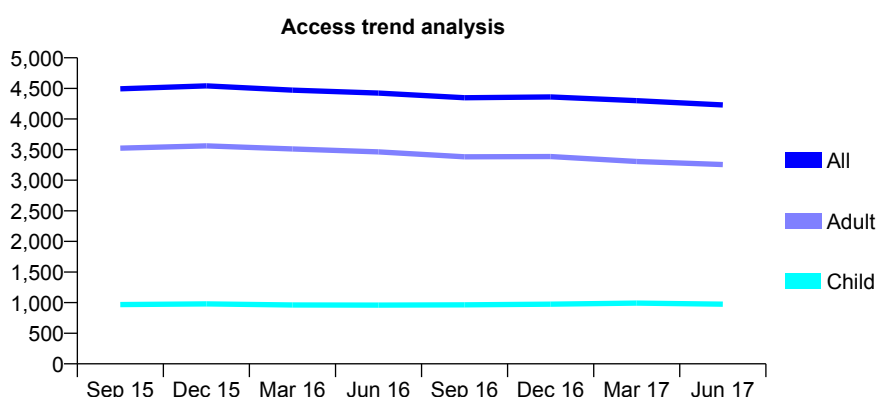
Q65 - Vital Signs At a Glance Contract Report for 163341/0003 - June 2017

Name or company name	The Ile Dental Centre Ltd
Contract type name	GDS Contract
Purpose of contract	General
Contract start date	01/05/2012
Contract end date	

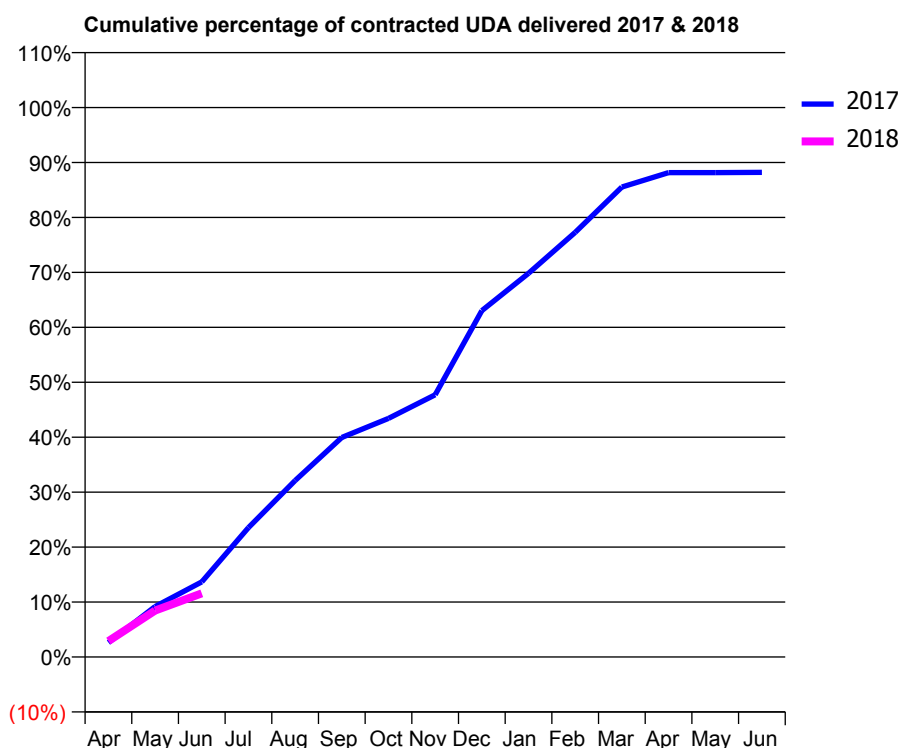
17/18 Contracted general activity (UDA)	14,000
Carry forward general activity (UDA)	0
17/18 Contracted orthodontic activity (UOA)	0
Carry forward orthodontic activity (UOA)	0
Baseline contract value	£353,600.08

ACCESS*

Patients seen in 24 months	Total	Change since previous quarter
Quarter ending June 2016	4,424	
Quarter ending September 2016	4,347	↓
Quarter ending December 2016	4,361	→
Quarter ending March 2017	4,299	↓
Quarter ending June 2017	4,230	↓
Variance since June 2016	(4.4%)	↓



ACTIVITY



Adjusted Scheduled Activity (UDA)		
Month	2017	2018
April	367	407
May	1,285	1,184
June	1,913	1,622
July	3,298	
August	4,495	
September	5,592	
October	6,081	
November	6,682	
December	8,824	
January	9,777	
February	10,821	
March	11,972	
April	12,342	
May	12,341	
June	12,347	

QUALITY

	Quantity	Base Number	Contract	AT	Region	England
% of FP17s for the same patient ID Re-attending within 3 months - Children	21	261	8.0%	9.4%	11.6%	12.0%
% of FP17s for the same patient ID Re-attending within 3 months - Adults	145	854	17.0%	14.2%	15.9%	16.0%
% of FP17s for the same patient ID Re-attending between 3 & 9 months - Children	168	261	64.4%	62.0%	60.4%	58.0%
% of FP17s for the same patient ID Re-attending between 3 & 9 months - Adults	505	854	59.1%	52.8%	52.3%	50.9%
% of FP17s for Band 1 Urgent Courses	99	898	11.0%	8.0%	9.5%	9.1%
% of FP17s Relating to Free Repair or Replacements	5	898	0.6%	0.9%	0.7%	0.8%
% of FP17s Relating to Continuations	13	898	1.4%	1.3%	1.0%	1.1%
% of Patients satisfied with the dentistry they have received	15	16	93.8%	92.5%	91.9%	91.7%
% of Patients satisfied with the time they had to wait for an appointment	15	16	93.8%	88.4%	88.0%	88.0%

* This is based on patients treated on this contract for their most recent course of treatment. Figures in italics indicate the base number of FP17s or Patient Questionnaire responses are less than 100. N/A is shown where the base number of responses is less than 10 during the period. % is calculated as Quantity/Base number*100

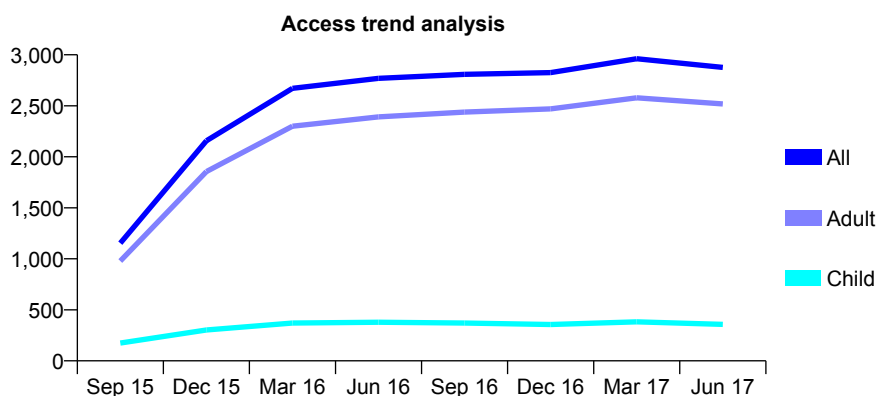
Q65 - Vital Signs At a Glance Contract Report for 165573/0001 - June 2017

Name or company name	Dentaz Limited
Contract type name	GDS Contract
Purpose of contract	General
Contract start date	01/04/2015
Contract end date	

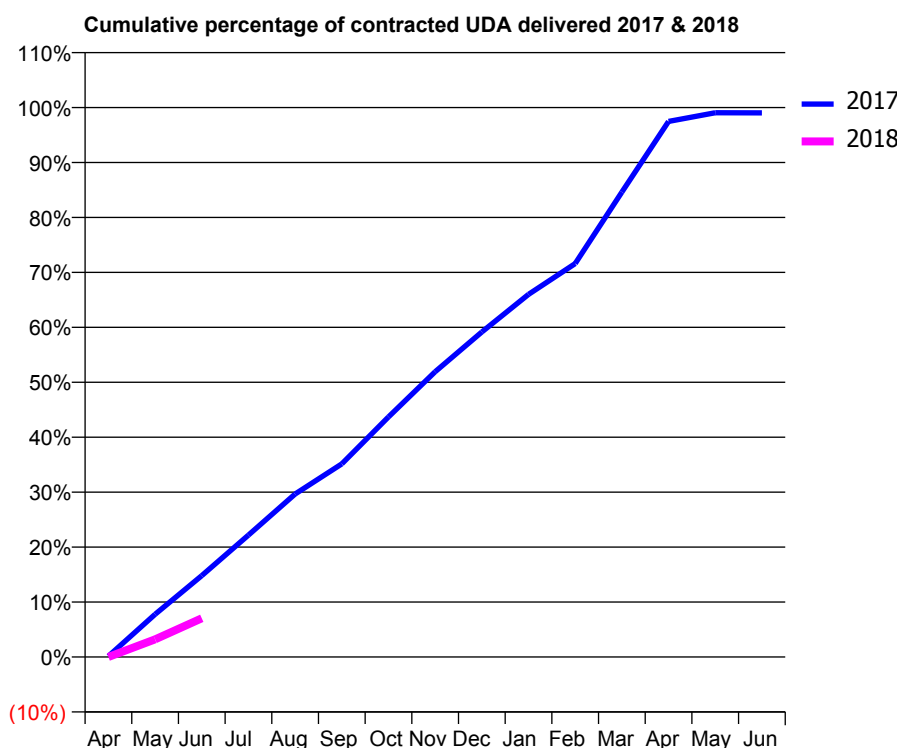
17/18 Contracted general activity (UDA)	9,500
Carry forward general activity (UDA)	0
17/18 Contracted orthodontic activity (UOA)	0
Carry forward orthodontic activity (UOA)	0
Baseline contract value	£234,652.35

ACCESS*

Patients seen in 24 months	Total	Change since previous quarter
Quarter ending June 2016	2,769	
Quarter ending September 2016	2,808	→
Quarter ending December 2016	2,826	→
Quarter ending March 2017	2,962	↑
Quarter ending June 2017	2,876	↓
Variance since June 2016	3.9%	↑



ACTIVITY



Month	Adjusted Scheduled Activity (UDA)	
	2017	2018
April	16	0
May	738	305
June	1,408	670
July	2,109	
August	2,819	
September	3,338	
October	4,151	
November	4,931	
December	5,619	
January	6,270	
February	6,802	
March	8,037	
April	9,259	
May	9,409	
June	9,408	

QUALITY

	Quantity	Base Number	Contract	AT	Region	England
% of FP17s for the same patient ID Re-attending within 3 months - Children	5	82	6.1%	9.4%	11.6%	12.0%
% of FP17s for the same patient ID Re-attending within 3 months - Adults	102	766	13.3%	14.2%	15.9%	16.0%
% of FP17s for the same patient ID Re-attending between 3 & 9 months - Children	55	82	67.1%	62.0%	60.4%	58.0%
% of FP17s for the same patient ID Re-attending between 3 & 9 months - Adults	404	766	52.7%	52.8%	52.3%	50.9%
% of FP17s for Band 1 Urgent Courses	24	286	8.4%	8.0%	9.5%	9.1%
% of FP17s Relating to Free Repair or Replacements	2	286	0.7%	0.9%	0.7%	0.8%
% of FP17s Relating to Continuations	4	286	1.4%	1.3%	1.0%	1.1%
% of Patients satisfied with the dentistry they have received	48	56	85.7%	92.5%	91.9%	91.7%
% of Patients satisfied with the time they had to wait for an appointment	49	56	87.5%	88.4%	88.0%	88.0%

* This is based on patients treated on this contract for their most recent course of treatment. Figures in italics indicate the base number of FP17s or Patient Questionnaire responses are less than 100. N/A is shown where the base number of responses is less than 10 during the period. % is calculated as Quantity/Base number*100

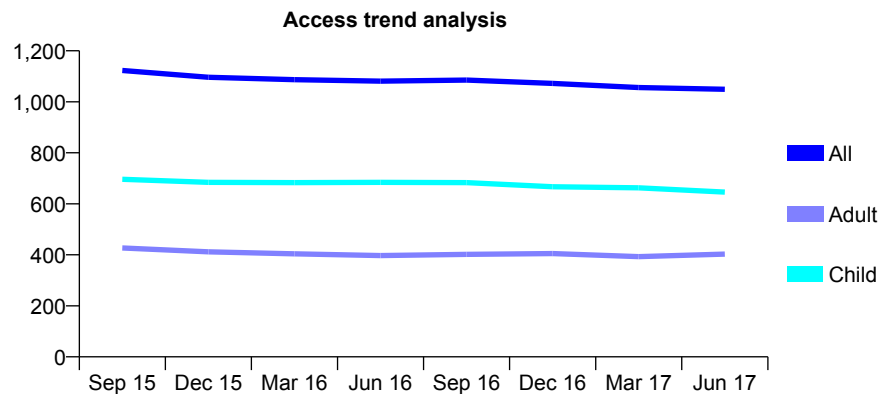
Q65 - Vital Signs At a Glance Contract Report for 167991/0001 - June 2017

Name or company name	Bridge Street Dental Centre
Contract type name	GDS Contract
Purpose of contract	General
Contract start date	01/04/2009
Contract end date	

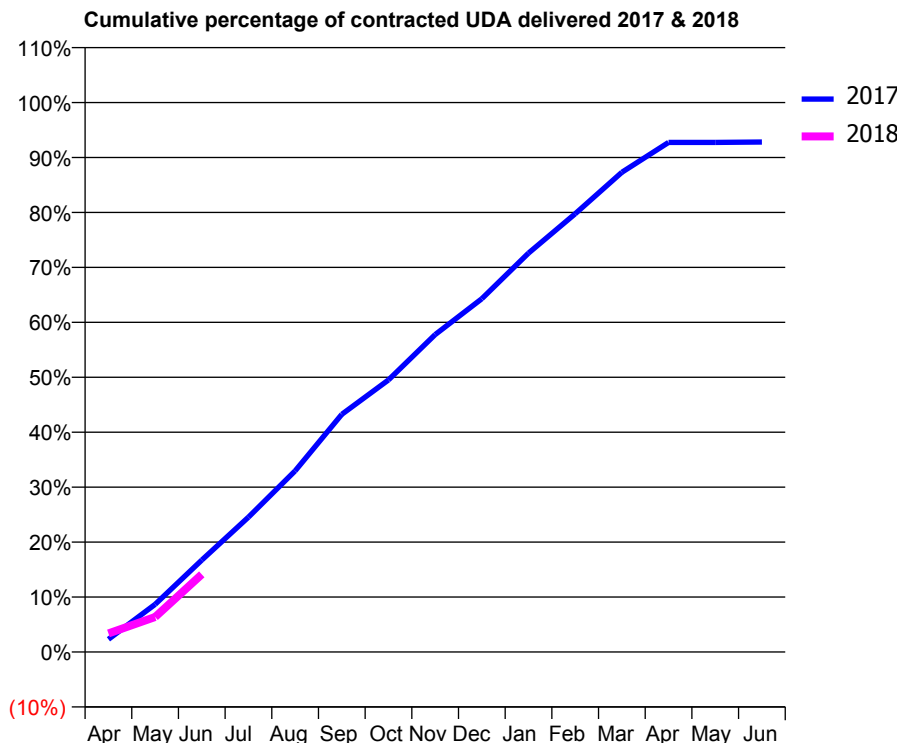
17/18 Contracted general activity (UDA)	2,675
Carry forward general activity (UDA)	0
17/18 Contracted orthodontic activity (UOA)	0
Carry forward orthodontic activity (UOA)	0
Baseline contract value	£57,383.40

ACCESS*

Patients seen in 24 months	Total	Change since previous quarter
Quarter ending June 2016	1,081	
Quarter ending September 2016	1,085	→
Quarter ending December 2016	1,072	↓
Quarter ending March 2017	1,056	↓
Quarter ending June 2017	1,049	→
Variance since June 2016	(3.0%)	↓



ACTIVITY



Adjusted Scheduled Activity (UDA)		
Month	2017	2018
April	62	90
May	232	171
June	447	378
July	657	
August	882	
September	1,157	
October	1,325	
November	1,545	
December	1,720	
January	1,942	
February	2,133	
March	2,336	
April	2,481	
May	2,481	
June	2,483	

QUALITY

	Quantity	Base Number	Contract	AT	Region	England
% of FP17s for the same patient ID Re-attending within 3 months - Children	9	212	4.2%	9.4%	11.6%	12.0%
% of FP17s for the same patient ID Re-attending within 3 months - Adults	9	113	8.0%	14.2%	15.9%	16.0%
% of FP17s for the same patient ID Re-attending between 3 & 9 months - Children	137	212	64.6%	62.0%	60.4%	58.0%
% of FP17s for the same patient ID Re-attending between 3 & 9 months - Adults	71	113	62.8%	52.8%	52.3%	50.9%
% of FP17s for Band 1 Urgent Courses	4	243	1.6%	8.0%	9.5%	9.1%
% of FP17s Relating to Free Repair or Replacements	0	243	0.0%	0.9%	0.7%	0.8%
% of FP17s Relating to Continuations	0	243	0.0%	1.3%	1.0%	1.1%
% of Patients satisfied with the dentistry they have received	0	0	N/A	92.5%	91.9%	91.7%
% of Patients satisfied with the time they had to wait for an appointment	0	0	N/A	88.4%	88.0%	88.0%

* This is based on patients treated on this contract for their most recent course of treatment. Figures in italics indicate the base number of FP17s or Patient Questionnaire responses are less than 100. N/A is shown where the base number of responses is less than 10 during the period. % is calculated as Quantity/Base number*100

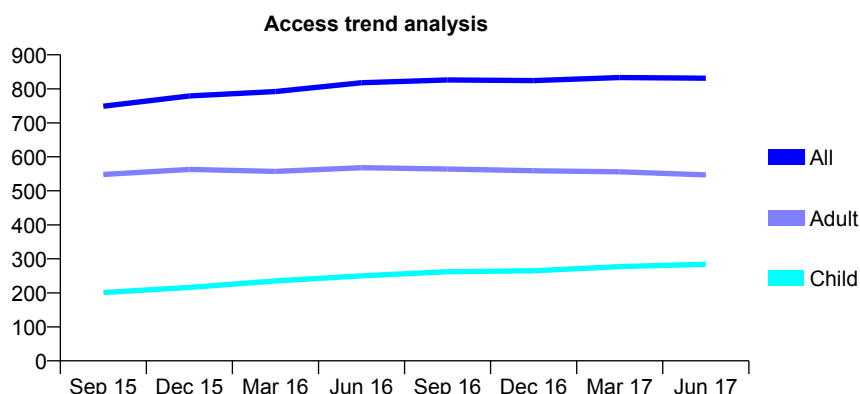
Q65 - Vital Signs At a Glance Contract Report for 170089/0001 - June 2017

Name or company name	Your Dentist Limited
Contract type name	GDS Contract
Purpose of contract	General
Contract start date	01/04/2011
Contract end date	

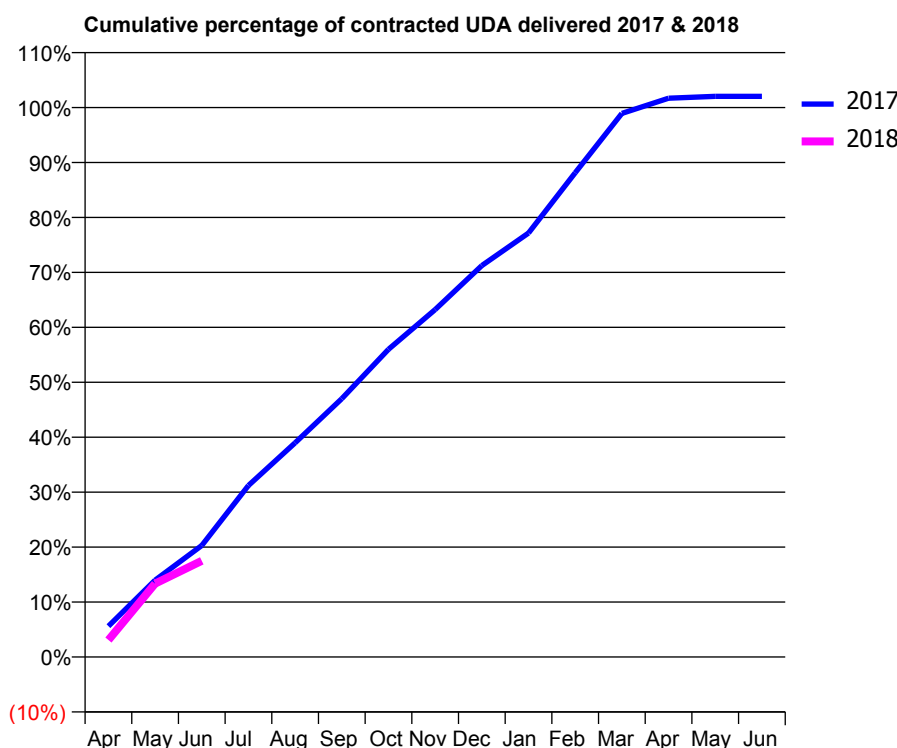
17/18 Contracted general activity (UDA)	2,527
Carry forward general activity (UDA)	0
17/18 Contracted orthodontic activity (UOA)	0
Carry forward orthodontic activity (UOA)	0
Baseline contract value	£72,513.43

ACCESS*

Patients seen in 24 months	Total	Change since previous quarter
Quarter ending June 2016	818	
Quarter ending September 2016	826	→
Quarter ending December 2016	824	→
Quarter ending March 2017	833	→
Quarter ending June 2017	831	→
Variance since June 2016	1.6%	→



ACTIVITY



Adjusted Scheduled Activity (UDA)		
Month	2017	2018
April	142	78
May	354	338
June	513	442
July	789	
August	985	
September	1,188	
October	1,415	
November	1,598	
December	1,800	
January	1,950	
February	2,227	
March	2,500	
April	2,570	
May	2,579	
June	2,579	

QUALITY

	Quantity	Base Number	Contract	AT	Region	England
% of FP17s for the same patient ID Re-attending within 3 months - Children	9	81	11.1%	9.4%	11.6%	12.0%
% of FP17s for the same patient ID Re-attending within 3 months - Adults	12	121	9.9%	14.2%	15.9%	16.0%
% of FP17s for the same patient ID Re-attending between 3 & 9 months - Children	34	81	42.0%	62.0%	60.4%	58.0%
% of FP17s for the same patient ID Re-attending between 3 & 9 months - Adults	69	121	57.0%	52.8%	52.3%	50.9%
% of FP17s for Band 1 Urgent Courses	7	172	4.1%	8.0%	9.5%	9.1%
% of FP17s Relating to Free Repair or Replacements	0	172	0.0%	0.9%	0.7%	0.8%
% of FP17s Relating to Continuations	0	172	0.0%	1.3%	1.0%	1.1%
% of Patients satisfied with the dentistry they have received	1	1	N/A	92.5%	91.9%	91.7%
% of Patients satisfied with the time they had to wait for an appointment	1	1	N/A	88.4%	88.0%	88.0%

* This is based on patients treated on this contract for their most recent course of treatment. Figures in italics indicate the base number of FP17s or Patient Questionnaire responses are less than 100. N/A is shown where the base number of responses is less than 10 during the period. % is calculated as Quantity/Base number*100

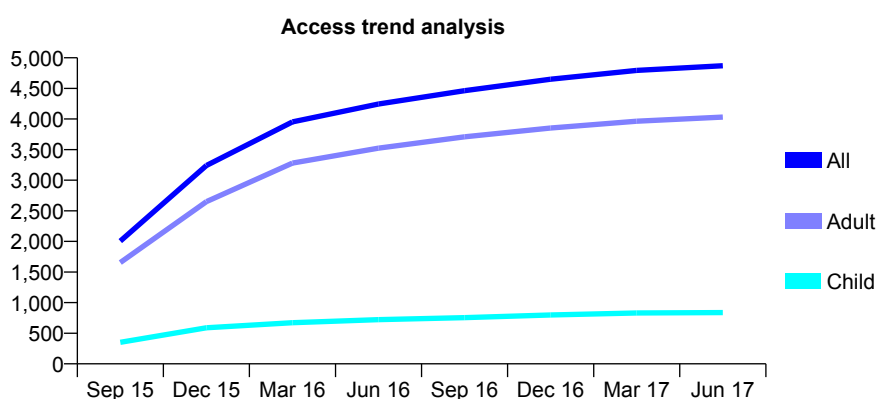
Q65 - Vital Signs At a Glance Contract Report for 172081/0001 - June 2017

Name or company name	Hounds Road Dental Practice Partnership
Contract type name	GDS Contract
Purpose of contract	General
Contract start date	01/06/2015
Contract end date	

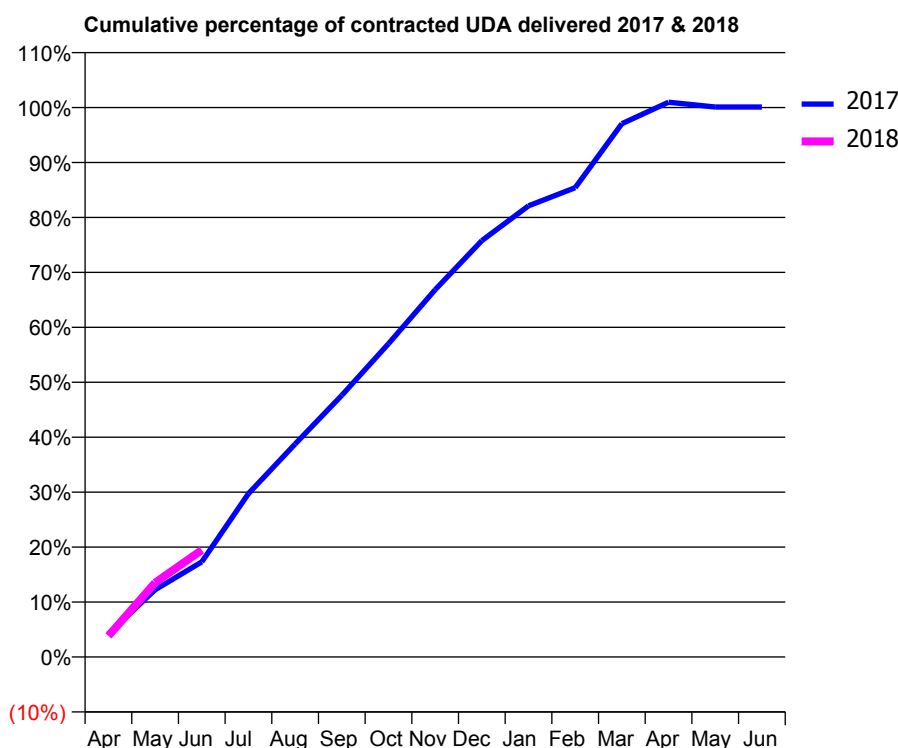
17/18 Contracted general activity (UDA)	12,406
Carry forward general activity (UDA)	0
17/18 Contracted orthodontic activity (UOA)	0
Carry forward orthodontic activity (UOA)	0
Baseline contract value	£279,424.83

ACCESS*

Patients seen in 24 months	Total	Change since previous quarter
Quarter ending June 2016	4,246	
Quarter ending September 2016	4,463	↑
Quarter ending December 2016	4,651	↑
Quarter ending March 2017	4,794	↑
Quarter ending June 2017	4,870	→
Variance since June 2016	14.7%	↑



ACTIVITY



Month	Adjusted Scheduled Activity (UDA)	
	2017	2018
April	523	477
May	1,520	1,680
June	2,149	2,415
July	3,689	
August	4,809	
September	5,907	
October	7,072	
November	8,292	
December	9,399	
January	10,186	
February	10,594	
March	12,041	
April	12,527	
May	12,417	
June	12,418	

QUALITY

	Quantity	Base Number	Contract	AT	Region	England
% of FP17s for the same patient ID Re-attending within 3 months - Children	19	325	5.8%	9.4%	11.6%	12.0%
% of FP17s for the same patient ID Re-attending within 3 months - Adults	153	1,324	11.6%	14.2%	15.9%	16.0%
% of FP17s for the same patient ID Re-attending between 3 & 9 months - Children	222	325	68.3%	62.0%	60.4%	58.0%
% of FP17s for the same patient ID Re-attending between 3 & 9 months - Adults	731	1,324	55.2%	52.8%	52.3%	50.9%
% of FP17s for Band 1 Urgent Courses	113	1,392	8.1%	8.0%	9.5%	9.1%
% of FP17s Relating to Free Repair or Replacements	11	1,392	0.8%	0.9%	0.7%	0.8%
% of FP17s Relating to Continuations	18	1,392	1.3%	1.3%	1.0%	1.1%
% of Patients satisfied with the dentistry they have received	23	23	100.0%	92.5%	91.9%	91.7%
% of Patients satisfied with the time they had to wait for an appointment	21	23	91.3%	88.4%	88.0%	88.0%

* This is based on patients treated on this contract for their most recent course of treatment. Figures in italics indicate the base number of FP17s or Patient Questionnaire responses are less than 100. N/A is shown where the base number of responses is less than 10 during the period. % is calculated as Quantity/Base number*100

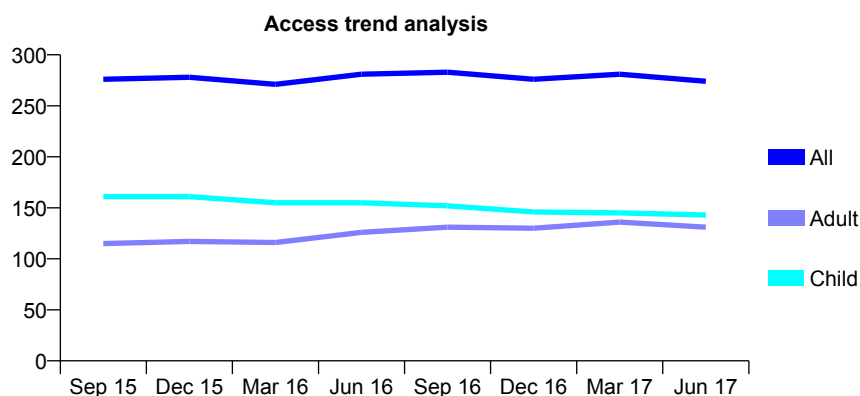
Q65 - Vital Signs At a Glance Contract Report for 172863/0001 - June 2017

Name or company name	Southwoods Dental Practice Ltd
Contract type name	GDS Contract
Purpose of contract	General
Contract start date	01/04/2010
Contract end date	

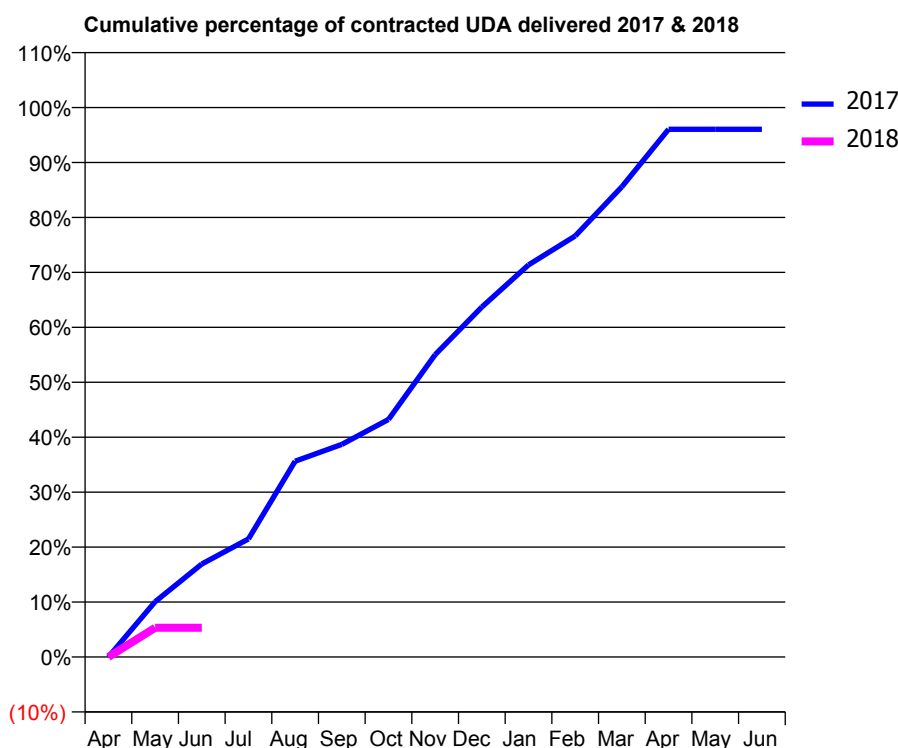
17/18 Contracted general activity (UDA)	750
Carry forward general activity (UDA)	0
17/18 Contracted orthodontic activity (UOA)	0
Carry forward orthodontic activity (UOA)	0
Baseline contract value	£19,074.88

ACCESS*

Patients seen in 24 months	Total	Change since previous quarter
Quarter ending June 2016	281	
Quarter ending September 2016	283	→
Quarter ending December 2016	276	↓
Quarter ending March 2017	281	→
Quarter ending June 2017	274	↓
Variance since June 2016	(2.5%)	↓



ACTIVITY



Adjusted Scheduled Activity (UDA)		
Month	2017	2018
April	0	0
May	75	40
June	127	40
July	161	
August	267	
September	290	
October	324	
November	413	
December	478	
January	535	
February	575	
March	642	
April	720	
May	720	
June	720	

QUALITY

	Quantity	Base Number	Contract	AT	Region	England
% of FP17s for the same patient ID Re-attending within 3 months - Children	2	33	6.1%	9.4%	11.6%	12.0%
% of FP17s for the same patient ID Re-attending within 3 months - Adults	5	22	22.7%	14.2%	15.9%	16.0%
% of FP17s for the same patient ID Re-attending between 3 & 9 months - Children	17	33	51.5%	62.0%	60.4%	58.0%
% of FP17s for the same patient ID Re-attending between 3 & 9 months - Adults	14	22	63.6%	52.8%	52.3%	50.9%
% of FP17s for Band 1 Urgent Courses	5	29	17.2%	8.0%	9.5%	9.1%
% of FP17s Relating to Free Repair or Replacements	0	29	0.0%	0.9%	0.7%	0.8%
% of FP17s Relating to Continuations	0	29	0.0%	1.3%	1.0%	1.1%
% of Patients satisfied with the dentistry they have received	1	1	N/A	92.5%	91.9%	91.7%
% of Patients satisfied with the time they had to wait for an appointment	1	1	N/A	88.4%	88.0%	88.0%

* This is based on patients treated on this contract for their most recent course of treatment. Figures in italics indicate the base number of FP17s or Patient Questionnaire responses are less than 100. N/A is shown where the base number of responses is less than 10 during the period. % is calculated as Quantity/Base number*100

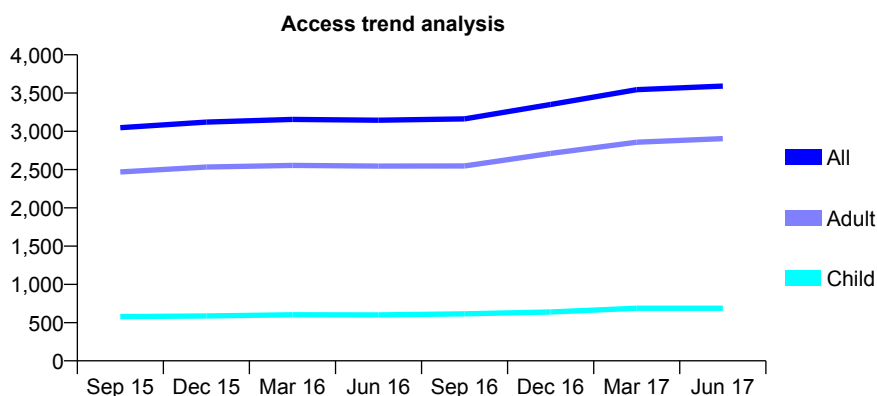
Q65 - Vital Signs At a Glance Contract Report for 177911/0001 - June 2017

Name or company name	Linden Lodge Dental Care Ltd.
Contract type name	GDS Contract
Purpose of contract	General
Contract start date	01/04/2011
Contract end date	

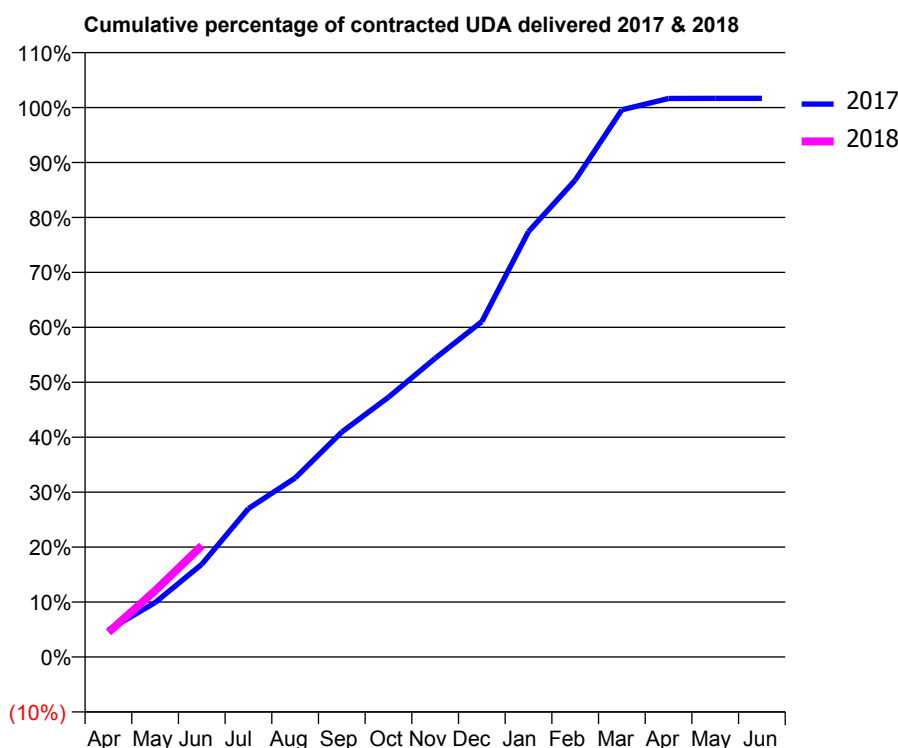
17/18 Contracted general activity (UDA)	9,256
Carry forward general activity (UDA)	0
17/18 Contracted orthodontic activity (UOA)	0
Carry forward orthodontic activity (UOA)	0
Baseline contract value	£245,673.88

ACCESS*

Patients seen in 24 months	Total	Change since previous quarter
Quarter ending June 2016	3,145	
Quarter ending September 2016	3,162	→
Quarter ending December 2016	3,350	↑
Quarter ending March 2017	3,545	↑
Quarter ending June 2017	3,592	→
Variance since June 2016	14.2%	↑



ACTIVITY



Adjusted Scheduled Activity (UDA)		
Month	2017	2018
April	454	416
May	918	1,118
June	1,561	1,876
July	2,501	
August	3,015	
September	3,790	
October	4,377	
November	5,033	
December	5,651	
January	7,165	
February	8,033	
March	9,216	
April	9,408	
May	9,410	
June	9,410	

QUALITY

	Quantity	Base Number	Contract	AT	Region	England
% of FP17s for the same patient ID Re-attending within 3 months - Children	17	281	6.0%	9.4%	11.6%	12.0%
% of FP17s for the same patient ID Re-attending within 3 months - Adults	118	1,059	11.1%	14.2%	15.9%	16.0%
% of FP17s for the same patient ID Re-attending between 3 & 9 months - Children	210	281	74.7%	62.0%	60.4%	58.0%
% of FP17s for the same patient ID Re-attending between 3 & 9 months - Adults	748	1,059	70.6%	52.8%	52.3%	50.9%
% of FP17s for Band 1 Urgent Courses	75	1,244	6.0%	8.0%	9.5%	9.1%
% of FP17s Relating to Free Repair or Replacements	2	1,244	0.2%	0.9%	0.7%	0.8%
% of FP17s Relating to Continuations	9	1,244	0.7%	1.3%	1.0%	1.1%
% of Patients satisfied with the dentistry they have received	7	8	N/A	92.5%	91.9%	91.7%
% of Patients satisfied with the time they had to wait for an appointment	7	8	N/A	88.4%	88.0%	88.0%

* This is based on patients treated on this contract for their most recent course of treatment. Figures in italics indicate the base number of FP17s or Patient Questionnaire responses are less than 100. N/A is shown where the base number of responses is less than 10 during the period. % is calculated as Quantity/Base number*100

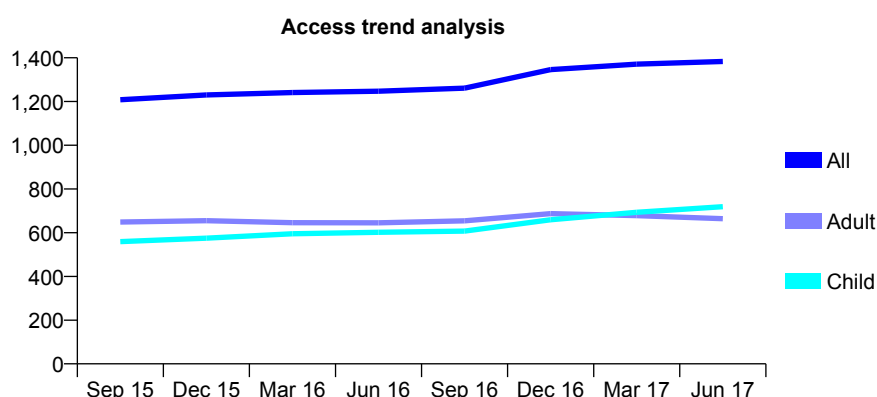
Q65 - Vital Signs At a Glance Contract Report for 180319/0001 - June 2017

Name or company name	High Street Dental Practice Ltd
Contract type name	GDS Contract
Purpose of contract	General
Contract start date	01/08/2008
Contract end date	

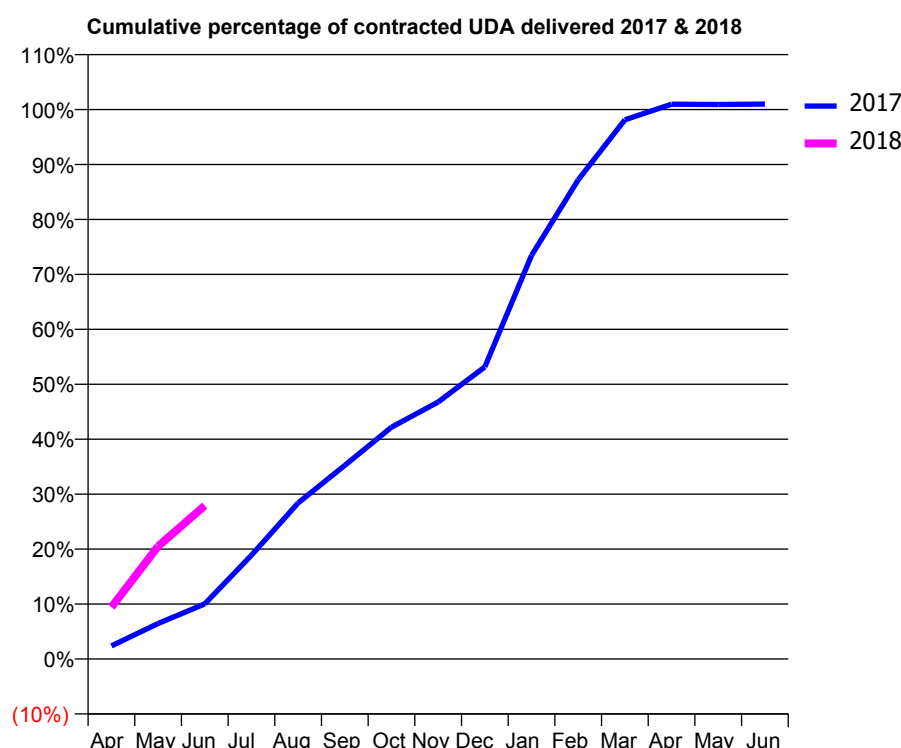
17/18 Contracted general activity (UDA)	4,843
Carry forward general activity (UDA)	0
17/18 Contracted orthodontic activity (UOA)	0
Carry forward orthodontic activity (UOA)	0
Baseline contract value	£105,594.31

ACCESS*

Patients seen in 24 months	Total	Change since previous quarter
Quarter ending June 2016	1,247	
Quarter ending September 2016	1,261	→
Quarter ending December 2016	1,346	↑
Quarter ending March 2017	1,371	→
Quarter ending June 2017	1,383	→
Variance since June 2016	10.9%	↑



ACTIVITY



Adjusted Scheduled Activity (UDA)		
Month	2017	2018
April	116	456
May	313	994
June	486	1,352
July	915	
August	1,376	
September	1,707	
October	2,043	
November	2,266	
December	2,575	
January	3,557	
February	4,224	
March	4,752	
April	4,890	
May	4,888	
June	4,891	

QUALITY

	Quantity	Base Number	Contract	AT	Region	England
% of FP17s for the same patient ID Re-attending within 3 months - Children	20	312	6.4%	9.4%	11.6%	12.0%
% of FP17s for the same patient ID Re-attending within 3 months - Adults	41	225	18.2%	14.2%	15.9%	16.0%
% of FP17s for the same patient ID Re-attending between 3 & 9 months - Children	194	312	62.2%	62.0%	60.4%	58.0%
% of FP17s for the same patient ID Re-attending between 3 & 9 months - Adults	130	225	57.8%	52.8%	52.3%	50.9%
% of FP17s for Band 1 Urgent Courses	29	492	5.9%	8.0%	9.5%	9.1%
% of FP17s Relating to Free Repair or Replacements	0	492	0.0%	0.9%	0.7%	0.8%
% of FP17s Relating to Continuations	0	492	0.0%	1.3%	1.0%	1.1%
% of Patients satisfied with the dentistry they have received	1	2	N/A	92.5%	91.9%	91.7%
% of Patients satisfied with the time they had to wait for an appointment	1	2	N/A	88.4%	88.0%	88.0%

* This is based on patients treated on this contract for their most recent course of treatment. Figures in italics indicate the base number of FP17s or Patient Questionnaire responses are less than 100. N/A is shown where the base number of responses is less than 10 during the period. % is calculated as Quantity/Base number*100

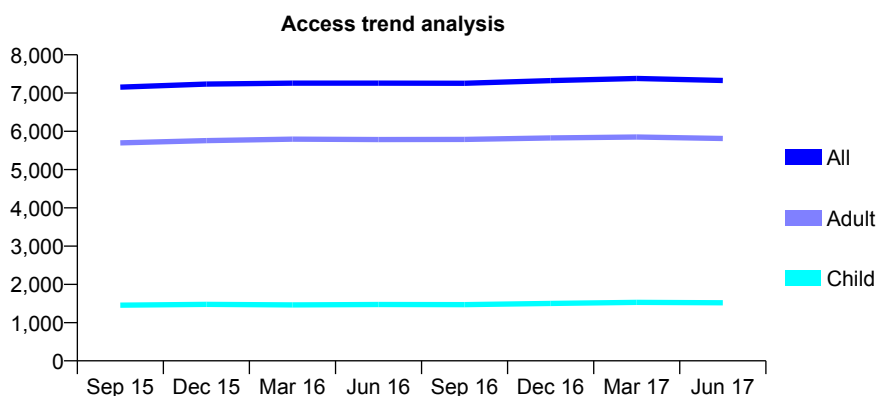
Q65 - Vital Signs At a Glance Contract Report for 181773/0001 - June 2017

Name or company name	Frampton Dental Practice
Contract type name	GDS Contract
Purpose of contract	General
Contract start date	06/01/2012
Contract end date	

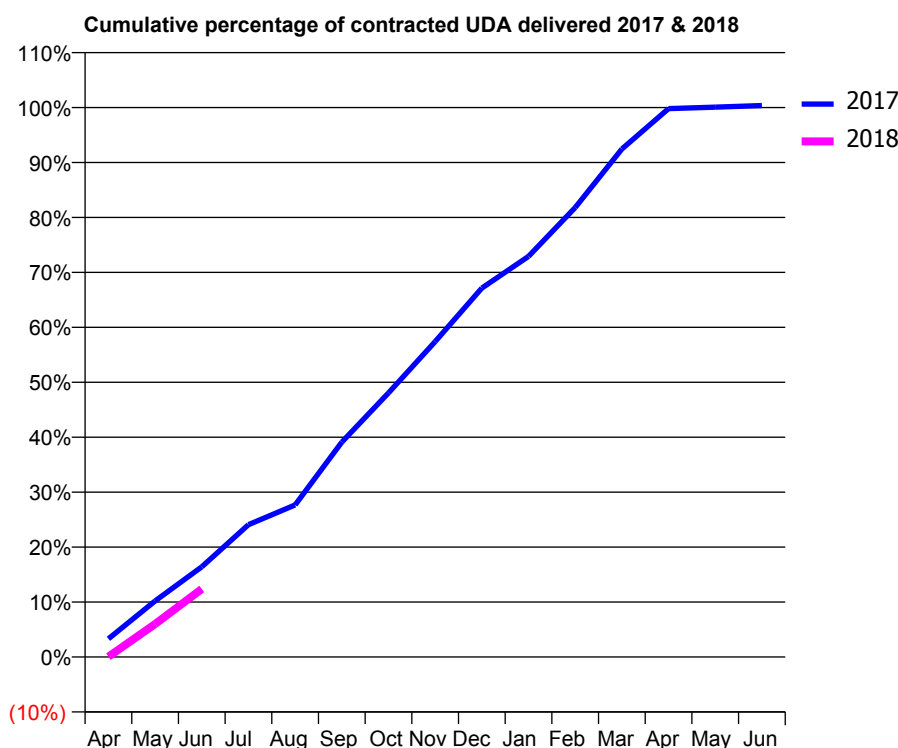
17/18 Contracted general activity (UDA)	16,609
Carry forward general activity (UDA)	0
17/18 Contracted orthodontic activity (UOA)	0
Carry forward orthodontic activity (UOA)	0
Baseline contract value	£332,953.82

ACCESS*

Patients seen in 24 months	Total	Change since previous quarter
Quarter ending June 2016	7,260	
Quarter ending September 2016	7,257	→
Quarter ending December 2016	7,325	→
Quarter ending March 2017	7,380	→
Quarter ending June 2017	7,330	→
Variance since June 2016	1.0%	→



ACTIVITY



Adjusted Scheduled Activity (UDA)		
Month	2017	2018
April	551	10
May	1,693	998
June	2,728	2,058
July	4,000	
August	4,598	
September	6,493	
October	7,983	
November	9,536	
December	11,152	
January	12,110	
February	13,584	
March	15,356	
April	16,576	
May	16,619	
June	16,670	

QUALITY

	Quantity	Base Number	Contract	AT	Region	England
% of FP17s for the same patient ID Re-attending within 3 months - Children	34	435	7.8%	9.4%	11.6%	12.0%
% of FP17s for the same patient ID Re-attending within 3 months - Adults	243	1,601	15.2%	14.2%	15.9%	16.0%
% of FP17s for the same patient ID Re-attending between 3 & 9 months - Children	235	435	54.0%	62.0%	60.4%	58.0%
% of FP17s for the same patient ID Re-attending between 3 & 9 months - Adults	727	1,601	45.4%	52.8%	52.3%	50.9%
% of FP17s for Band 1 Urgent Courses	200	1,342	14.9%	8.0%	9.5%	9.1%
% of FP17s Relating to Free Repair or Replacements	20	1,342	1.5%	0.9%	0.7%	0.8%
% of FP17s Relating to Continuations	17	1,342	1.3%	1.3%	1.0%	1.1%
% of Patients satisfied with the dentistry they have received	22	26	84.6%	92.5%	91.9%	91.7%
% of Patients satisfied with the time they had to wait for an appointment	25	26	96.2%	88.4%	88.0%	88.0%

* This is based on patients treated on this contract for their most recent course of treatment. Figures in italics indicate the base number of FP17s or Patient Questionnaire responses are less than 100. N/A is shown where the base number of responses is less than 10 during the period. % is calculated as Quantity/Base number*100

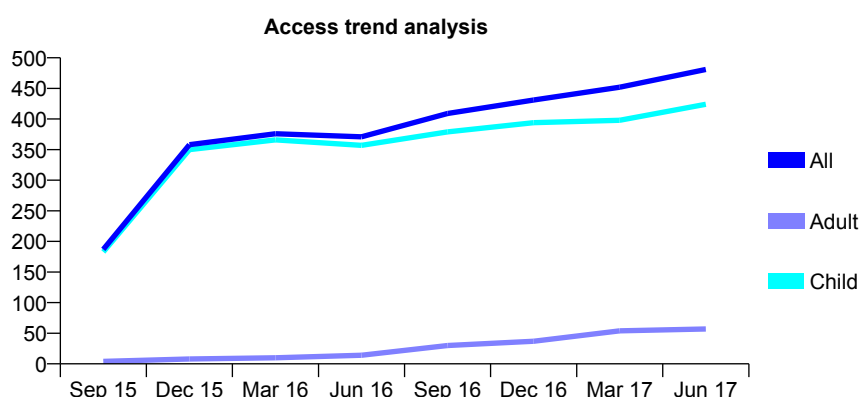
Q65 - Vital Signs At a Glance Contract Report for 183644/0001 - June 2017

Name or company name	Frome Dental Surgery Limited
Contract type name	GDS Contract
Purpose of contract	General
Contract start date	16/03/2015
Contract end date	

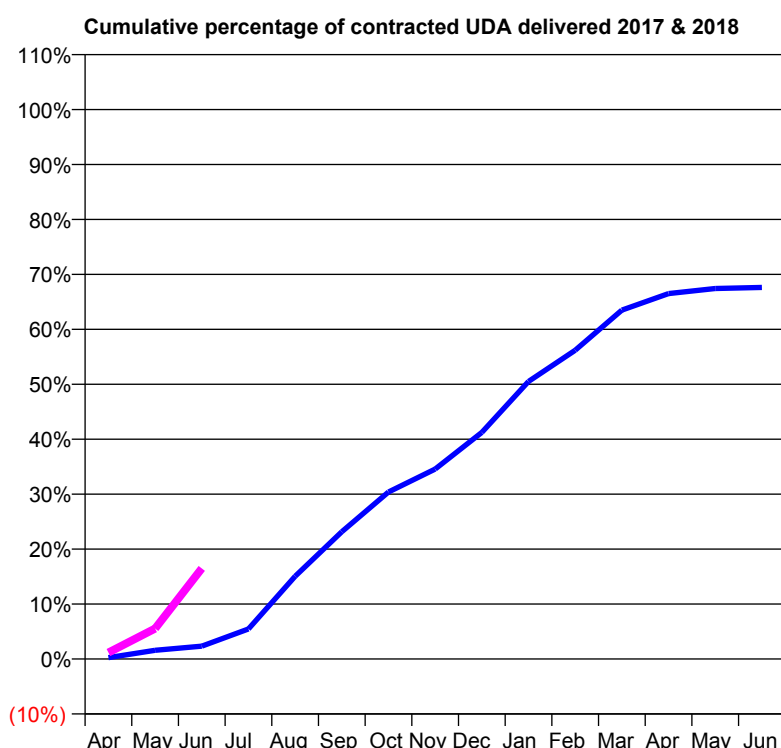
17/18 Contracted general activity (UDA)	1,630
Carry forward general activity (UDA)	0
17/18 Contracted orthodontic activity (UOA)	0
Carry forward orthodontic activity (UOA)	0
Baseline contract value	£38,780.24

ACCESS*

Patients seen in 24 months	Total	Change since previous quarter
Quarter ending June 2016	371	
Quarter ending September 2016	409	↑
Quarter ending December 2016	431	↑
Quarter ending March 2017	452	↑
Quarter ending June 2017	481	↑
Variance since June 2016	29.6%	↑



ACTIVITY



Adjusted Scheduled Activity (UDA)		
Month	2017	2018
April	4	19
May	26	90
June	38	269
July	89	
August	245	
September	378	
October	495	
November	564	
December	672	
January	823	
February	916	
March	1,035	
April	1,084	
May	1,099	
June	1,102	

QUALITY

	Quantity	Base Number	Contract	AT	Region	England
% of FP17s for the same patient ID Re-attending within 3 months - Children	12	196	6.1%	9.4%	11.6%	12.0%
% of FP17s for the same patient ID Re-attending within 3 months - Adults	0	7	0.0%	14.2%	15.9%	16.0%
% of FP17s for the same patient ID Re-attending between 3 & 9 months - Children	135	196	68.9%	62.0%	60.4%	58.0%
% of FP17s for the same patient ID Re-attending between 3 & 9 months - Adults	2	7	28.6%	52.8%	52.3%	50.9%
% of FP17s for Band 1 Urgent Courses	4	174	2.3%	8.0%	9.5%	9.1%
% of FP17s Relating to Free Repair or Replacements	0	174	0.0%	0.9%	0.7%	0.8%
% of FP17s Relating to Continuations	0	174	0.0%	1.3%	1.0%	1.1%
% of Patients satisfied with the dentistry they have received	0	0	N/A	92.5%	91.9%	91.7%
% of Patients satisfied with the time they had to wait for an appointment	0	0	N/A	88.4%	88.0%	88.0%

* This is based on patients treated on this contract for their most recent course of treatment. Figures in italics indicate the base number of FP17s or Patient Questionnaire responses are less than 100. N/A is shown where the base number of responses is less than 10 during the period. % is calculated as Quantity/Base number*100

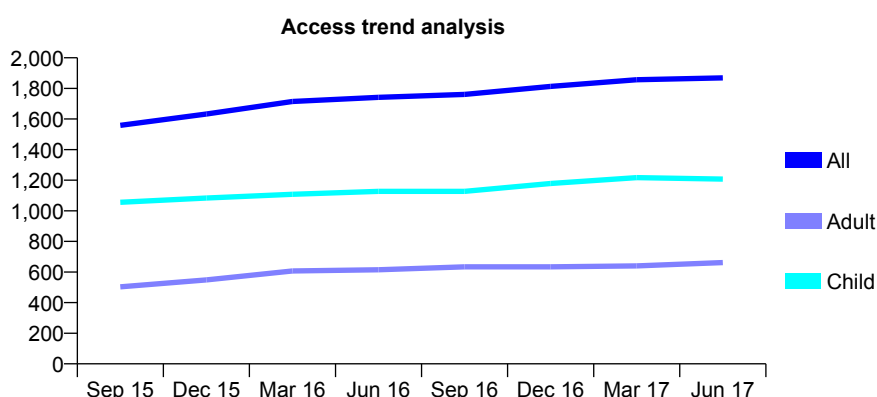
Q65 - Vital Signs At a Glance Contract Report for 183733/0001 - June 2017

Name or company name	Rock House Dental Practice
Contract type name	GDS Contract
Purpose of contract	General
Contract start date	26/02/2014
Contract end date	

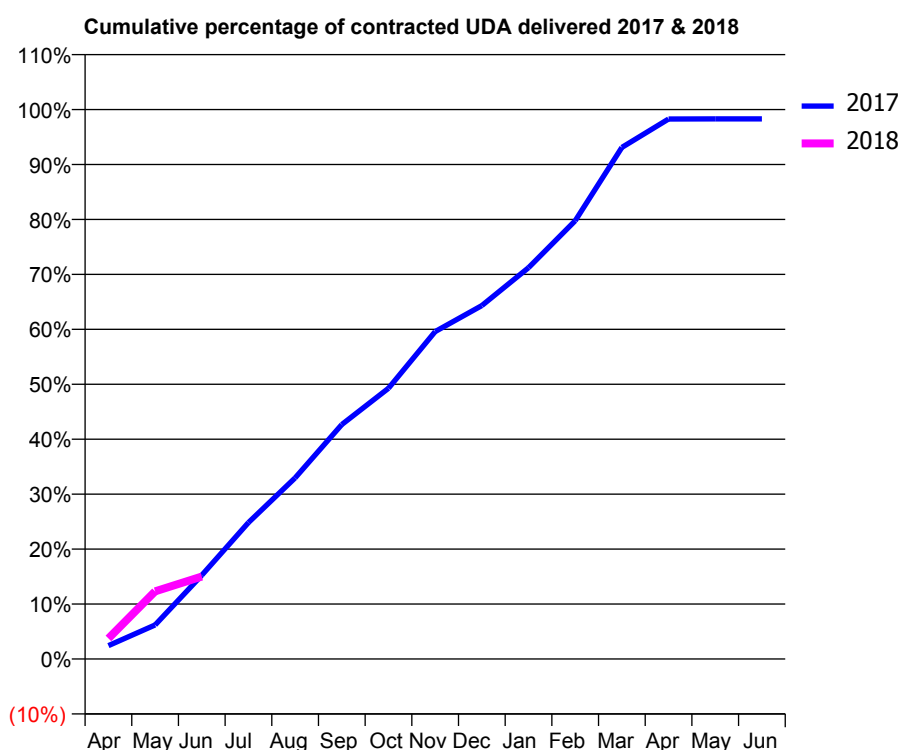
17/18 Contracted general activity (UDA)	3,500
Carry forward general activity (UDA)	0
17/18 Contracted orthodontic activity (UOA)	0
Carry forward orthodontic activity (UOA)	0
Baseline contract value	£109,490.53

ACCESS*

Patients seen in 24 months	Total	Change since previous quarter
Quarter ending June 2016	1,742	
Quarter ending September 2016	1,761	→
Quarter ending December 2016	1,813	↑
Quarter ending March 2017	1,857	↑
Quarter ending June 2017	1,869	→
Variance since June 2016	7.3%	↑



ACTIVITY



Adjusted Scheduled Activity (UDA)		
Month	2017	2018
April	85	131
May	217	431
June	534	525
July	869	
August	1,154	
September	1,493	
October	1,725	
November	2,085	
December	2,251	
January	2,493	
February	2,792	
March	3,258	
April	3,439	
May	3,440	
June	3,440	

QUALITY

	Quantity	Base Number	Contract	AT	Region	England
% of FP17s for the same patient ID Re-attending within 3 months - Children	35	374	9.4%	9.4%	11.6%	12.0%
% of FP17s for the same patient ID Re-attending within 3 months - Adults	13	122	10.7%	14.2%	15.9%	16.0%
% of FP17s for the same patient ID Re-attending between 3 & 9 months - Children	216	374	57.8%	62.0%	60.4%	58.0%
% of FP17s for the same patient ID Re-attending between 3 & 9 months - Adults	44	122	36.1%	52.8%	52.3%	50.9%
% of FP17s for Band 1 Urgent Courses	11	392	2.8%	8.0%	9.5%	9.1%
% of FP17s Relating to Free Repair or Replacements	0	392	0.0%	0.9%	0.7%	0.8%
% of FP17s Relating to Continuations	0	392	0.0%	1.3%	1.0%	1.1%
% of Patients satisfied with the dentistry they have received	12	13	92.3%	92.5%	91.9%	91.7%
% of Patients satisfied with the time they had to wait for an appointment	11	13	84.6%	88.4%	88.0%	88.0%

* This is based on patients treated on this contract for their most recent course of treatment. Figures in italics indicate the base number of FP17s or Patient Questionnaire responses are less than 100. N/A is shown where the base number of responses is less than 10 during the period. % is calculated as Quantity/Base number*100

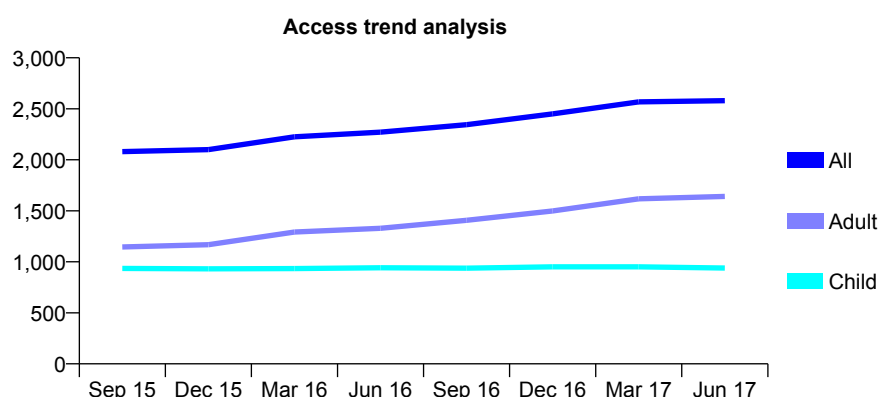
Q65 - Vital Signs At a Glance Contract Report for 183849/0001 - June 2017

Name or company name	Kings Road Dental Practice
Contract type name	GDS Contract
Purpose of contract	General
Contract start date	01/03/2011
Contract end date	

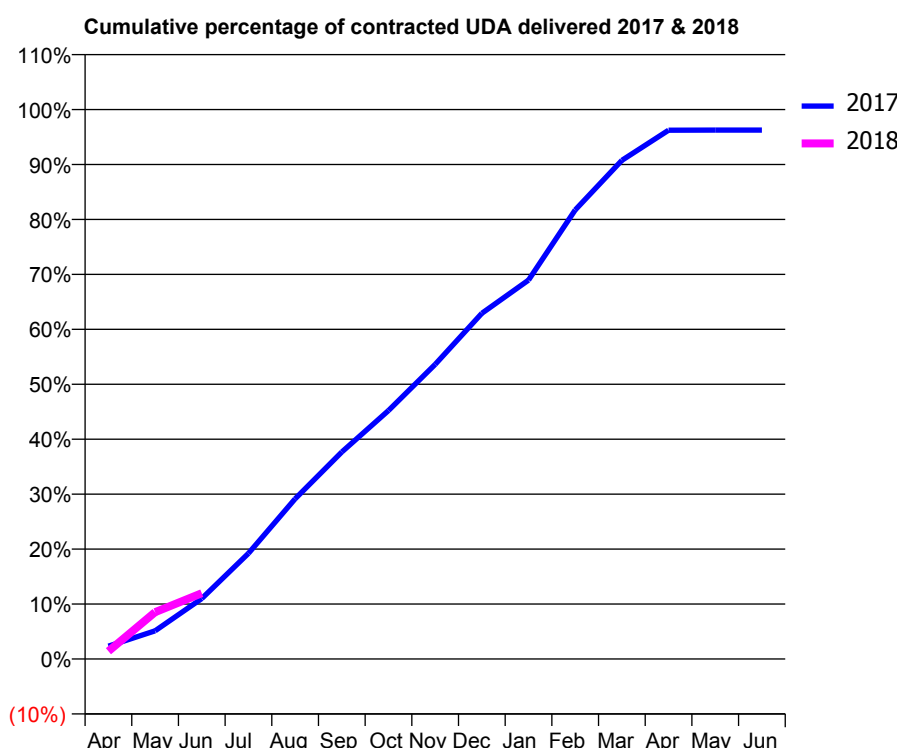
17/18 Contracted general activity (UDA)	9,580
Carry forward general activity (UDA)	0
17/18 Contracted orthodontic activity (UOA)	0
Carry forward orthodontic activity (UOA)	0
Baseline contract value	£242,944.61

ACCESS*

Patients seen in 24 months	Total	Change since previous quarter
Quarter ending June 2016	2,271	
Quarter ending September 2016	2,345	↑
Quarter ending December 2016	2,450	↑
Quarter ending March 2017	2,568	↑
Quarter ending June 2017	2,580	→
Variance since June 2016	13.6%	↑



ACTIVITY



Adjusted Scheduled Activity (UDA)		
Month	2017	2018
April	224	137
May	493	818
June	1,055	1,148
July	1,843	
August	2,793	
September	3,609	
October	4,332	
November	5,136	
December	6,026	
January	6,606	
February	7,829	
March	8,693	
April	9,220	
May	9,222	
June	9,222	

QUALITY

	Quantity	Base Number	Contract	AT	Region	England
% of FP17s for the same patient ID Re-attending within 3 months - Children	19	281	6.8%	9.4%	11.6%	12.0%
% of FP17s for the same patient ID Re-attending within 3 months - Adults	63	436	14.4%	14.2%	15.9%	16.0%
% of FP17s for the same patient ID Re-attending between 3 & 9 months - Children	165	281	58.7%	62.0%	60.4%	58.0%
% of FP17s for the same patient ID Re-attending between 3 & 9 months - Adults	209	436	47.9%	52.8%	52.3%	50.9%
% of FP17s for Band 1 Urgent Courses	42	554	7.6%	8.0%	9.5%	9.1%
% of FP17s Relating to Free Repair or Replacements	2	554	0.4%	0.9%	0.7%	0.8%
% of FP17s Relating to Continuations	0	554	0.0%	1.3%	1.0%	1.1%
% of Patients satisfied with the dentistry they have received	2	2	N/A	92.5%	91.9%	91.7%
% of Patients satisfied with the time they had to wait for an appointment	2	2	N/A	88.4%	88.0%	88.0%

* This is based on patients treated on this contract for their most recent course of treatment. Figures in italics indicate the base number of FP17s or Patient Questionnaire responses are less than 100. N/A is shown where the base number of responses is less than 10 during the period. % is calculated as Quantity/Base number*100

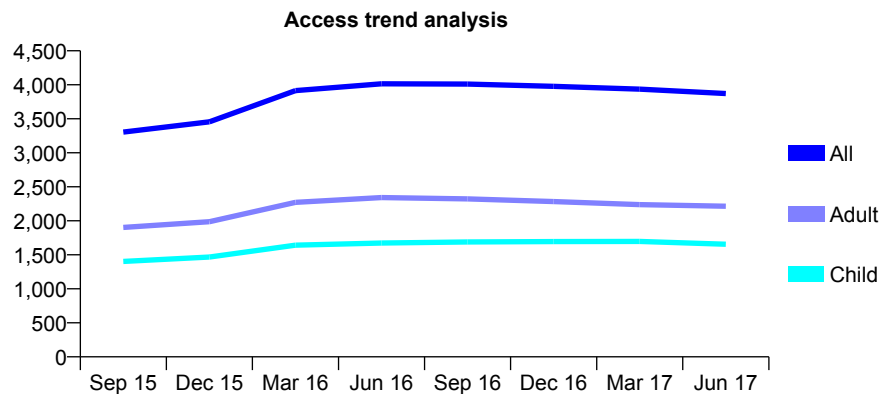
Q65 - Vital Signs At a Glance Contract Report for 185086/0001 - June 2017

Name or company name	The New Chestnuts Dental Practice
Contract type name	GDS Contract
Purpose of contract	General
Contract start date	01/04/2006
Contract end date	

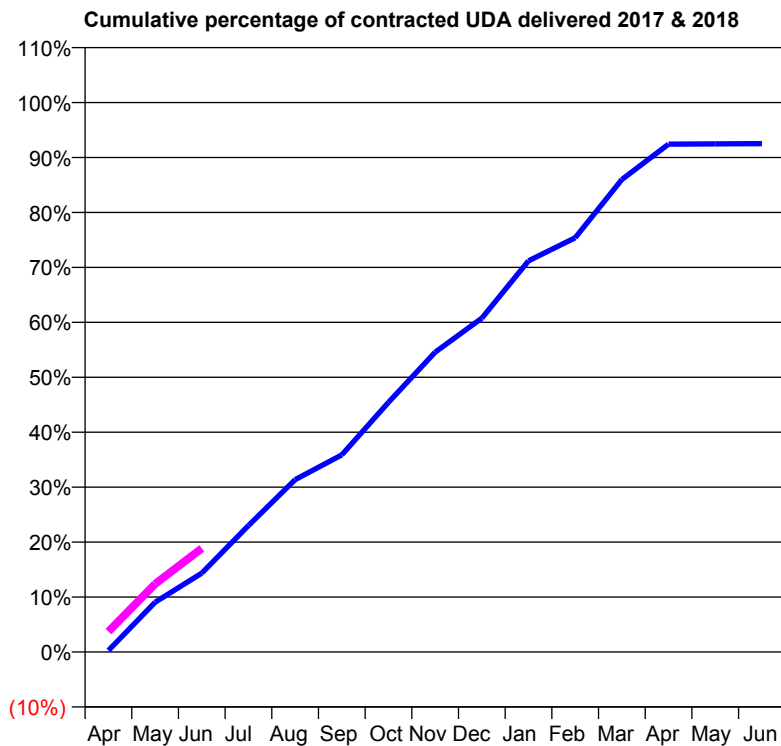
17/18 Contracted general activity (UDA)	9,148
Carry forward general activity (UDA)	0
17/18 Contracted orthodontic activity (UOA)	0
Carry forward orthodontic activity (UOA)	0
Baseline contract value	£200,665.39

ACCESS*

Patients seen in 24 months	Total	Change since previous quarter
Quarter ending June 2016	4,015	
Quarter ending September 2016	4,011	→
Quarter ending December 2016	3,978	→
Quarter ending March 2017	3,937	↓
Quarter ending June 2017	3,871	↓
Variance since June 2016	(3.6%)	↓



ACTIVITY



Adjusted Scheduled Activity (UDA)		
Month	2017	2018
April	25	341
May	830	1,134
June	1,312	1,725
July	2,105	
August	2,870	
September	3,283	
October	4,156	
November	4,993	
December	5,558	
January	6,512	
February	6,897	
March	7,866	
April	8,455	
May	8,460	
June	8,465	

QUALITY

	Quantity	Base Number	Contract	AT	Region	England
% of FP17s for the same patient ID Re-attending within 3 months - Children	57	688	8.3%	9.4%	11.6%	12.0%
% of FP17s for the same patient ID Re-attending within 3 months - Adults	101	796	12.7%	14.2%	15.9%	16.0%
% of FP17s for the same patient ID Re-attending between 3 & 9 months - Children	464	688	67.4%	62.0%	60.4%	58.0%
% of FP17s for the same patient ID Re-attending between 3 & 9 months - Adults	512	796	64.3%	52.8%	52.3%	50.9%
% of FP17s for Band 1 Urgent Courses	91	1,112	8.2%	8.0%	9.5%	9.1%
% of FP17s Relating to Free Repair or Replacements	2	1,112	0.2%	0.9%	0.7%	0.8%
% of FP17s Relating to Continuations	6	1,112	0.5%	1.3%	1.0%	1.1%
% of Patients satisfied with the dentistry they have received	4	4	N/A	92.5%	91.9%	91.7%
% of Patients satisfied with the time they had to wait for an appointment	4	4	N/A	88.4%	88.0%	88.0%

* This is based on patients treated on this contract for their most recent course of treatment. Figures in italics indicate the base number of FP17s or Patient Questionnaire responses are less than 100. N/A is shown where the base number of responses is less than 10 during the period. % is calculated as Quantity/Base number*100

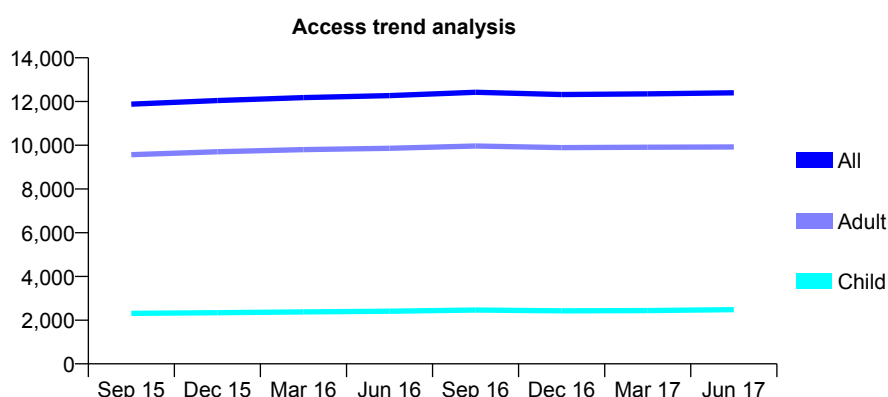
Q65 - Vital Signs At a Glance Contract Report for 186619/0001 - June 2017

Name or company name	Nigel Reynolds Limited
Contract type name	GDS Contract
Purpose of contract	General
Contract start date	01/06/2008
Contract end date	

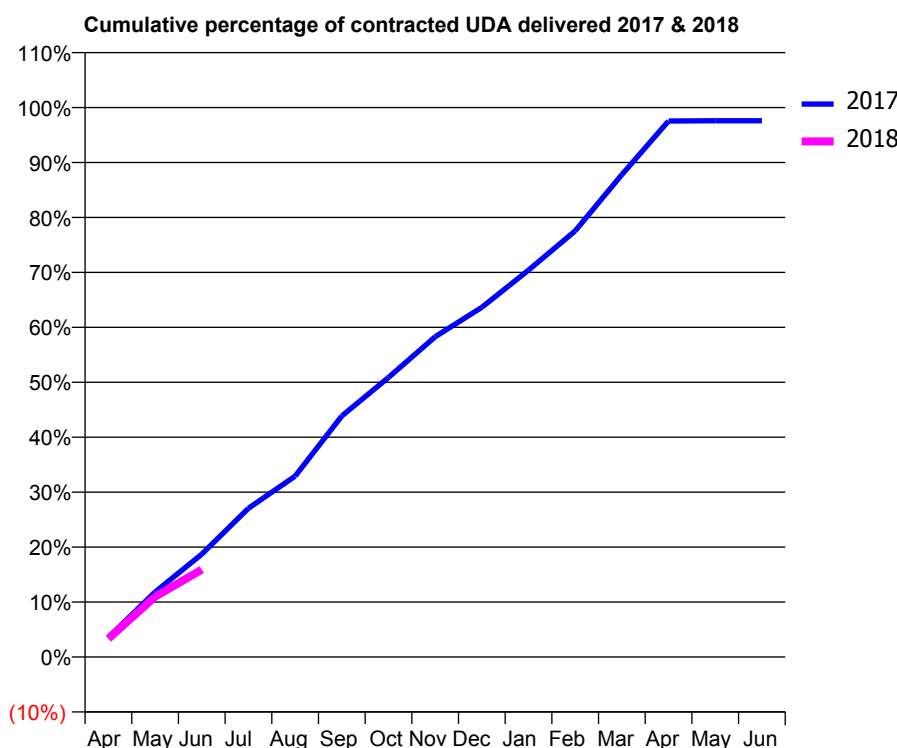
17/18 Contracted general activity (UDA)	34,077
Carry forward general activity (UDA)	0
17/18 Contracted orthodontic activity (UOA)	0
Carry forward orthodontic activity (UOA)	0
Baseline contract value	£766,245.82

ACCESS*

Patients seen in 24 months	Total	Change since previous quarter
Quarter ending June 2016	12,268	
Quarter ending September 2016	12,425	→
Quarter ending December 2016	12,320	→
Quarter ending March 2017	12,351	→
Quarter ending June 2017	12,397	→
Variance since June 2016	1.1%	→



ACTIVITY



Adjusted Scheduled Activity (UDA)		
Month	2017	2018
April	1,219	1,136
May	4,028	3,740
June	6,379	5,418
July	9,223	
August	11,222	
September	14,945	
October	17,340	
November	19,863	
December	21,687	
January	23,993	
February	26,424	
March	29,918	
April	33,235	
May	33,255	
June	33,259	

QUALITY

	Quantity	Base Number	Contract	AT	Region	England
% of FP17s for the same patient ID Re-attending within 3 months - Children	82	1,149	7.1%	9.4%	11.6%	12.0%
% of FP17s for the same patient ID Re-attending within 3 months - Adults	576	4,039	14.3%	14.2%	15.9%	16.0%
% of FP17s for the same patient ID Re-attending between 3 & 9 months - Children	765	1,149	66.6%	62.0%	60.4%	58.0%
% of FP17s for the same patient ID Re-attending between 3 & 9 months - Adults	2,495	4,039	61.8%	52.8%	52.3%	50.9%
% of FP17s for Band 1 Urgent Courses	219	3,340	6.6%	8.0%	9.5%	9.1%
% of FP17s Relating to Free Repair or Replacements	30	3,340	0.9%	0.9%	0.7%	0.8%
% of FP17s Relating to Continuations	15	3,340	0.4%	1.3%	1.0%	1.1%
% of Patients satisfied with the dentistry they have received	31	36	86.1%	92.5%	91.9%	91.7%
% of Patients satisfied with the time they had to wait for an appointment	31	36	86.1%	88.4%	88.0%	88.0%

* This is based on patients treated on this contract for their most recent course of treatment. Figures in italics indicate the base number of FP17s or Patient Questionnaire responses are less than 100. N/A is shown where the base number of responses is less than 10 during the period. % is calculated as Quantity/Base number*100

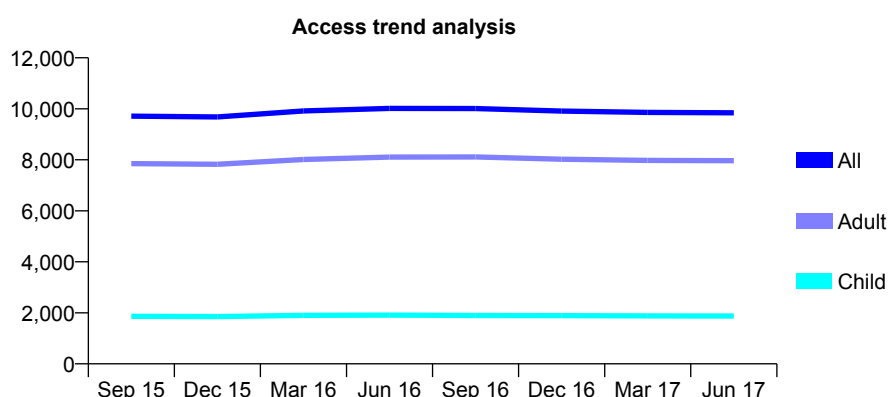
Q65 - Vital Signs At a Glance Contract Report for 186716/0001 - June 2017

Name or company name	Parkfield Dental Surgery Ltd
Contract type name	GDS Contract
Purpose of contract	General and Orthodontic
Contract start date	01/04/2007
Contract end date	

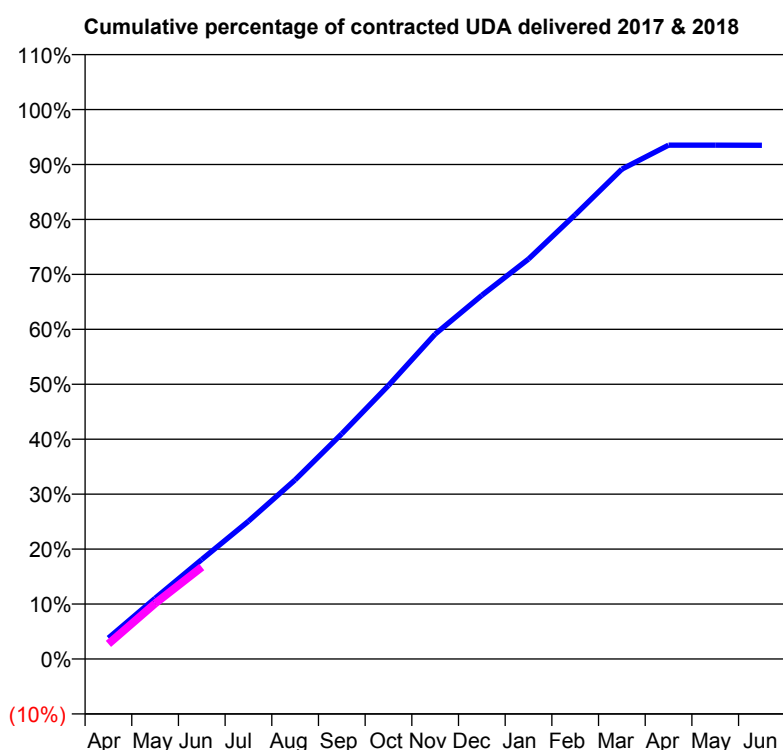
17/18 Contracted general activity (UDA)	29,027
Carry forward general activity (UDA)	0
17/18 Contracted orthodontic activity (UOA)	260
Carry forward orthodontic activity (UOA)	0
Baseline contract value	£702,878.57

ACCESS*

Patients seen in 24 months	Total	Change since previous quarter
Quarter ending June 2016	10,018	
Quarter ending September 2016	10,011	→
Quarter ending December 2016	9,913	→
Quarter ending March 2017	9,857	→
Quarter ending June 2017	9,842	→
Variance since June 2016	(1.8%)	↓



ACTIVITY



Adjusted Scheduled Activity (UDA)		
Month	2017	2018
April	1,109	798
May	3,206	2,934
June	5,260	4,860
July	7,283	
August	9,466	
September	11,900	
October	14,454	
November	17,162	
December	19,210	
January	21,125	
February	23,467	
March	25,877	
April	27,146	
May	27,147	
June	27,138	

QUALITY

	Quantity	Base Number	Contract	AT	Region	England
% of FP17s for the same patient ID Re-attending within 3 months - Children	53	709	7.5%	9.4%	11.6%	12.0%
% of FP17s for the same patient ID Re-attending within 3 months - Adults	418	2,624	15.9%	14.2%	15.9%	16.0%
% of FP17s for the same patient ID Re-attending between 3 & 9 months - Children	465	709	65.6%	62.0%	60.4%	58.0%
% of FP17s for the same patient ID Re-attending between 3 & 9 months - Adults	1,251	2,624	47.7%	52.8%	52.3%	50.9%
% of FP17s for Band 1 Urgent Courses	225	2,517	8.9%	8.0%	9.5%	9.1%
% of FP17s Relating to Free Repair or Replacements	29	2,517	1.2%	0.9%	0.7%	0.8%
% of FP17s Relating to Continuations	32	2,517	1.3%	1.3%	1.0%	1.1%
% of Patients satisfied with the dentistry they have received	32	32	100.0%	92.5%	91.9%	91.7%
% of Patients satisfied with the time they had to wait for an appointment	30	32	93.8%	88.4%	88.0%	88.0%

* This is based on patients treated on this contract for their most recent course of treatment. Figures in italics indicate the base number of FP17s or Patient Questionnaire responses are less than 100. N/A is shown where the base number of responses is less than 10 during the period. % is calculated as Quantity/Base number*100

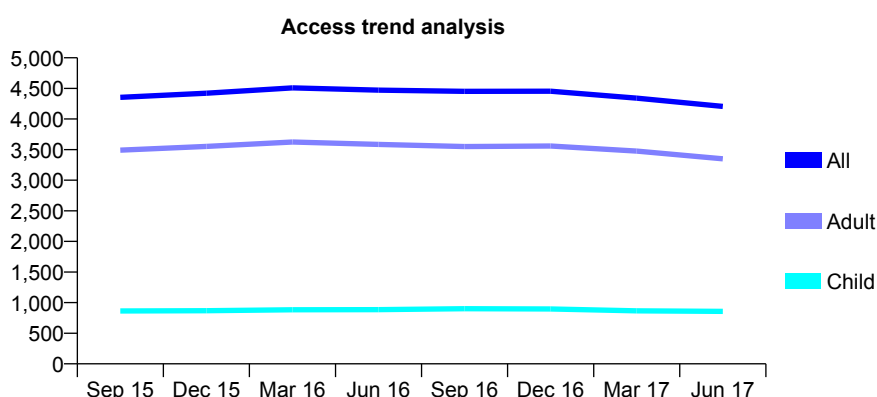
Q65 - Vital Signs At a Glance Contract Report for 186716/0003 - June 2017

Name or company name	Parkfield Dental Surgery Ltd
Contract type name	GDS Contract
Purpose of contract	General
Contract start date	01/03/2010
Contract end date	

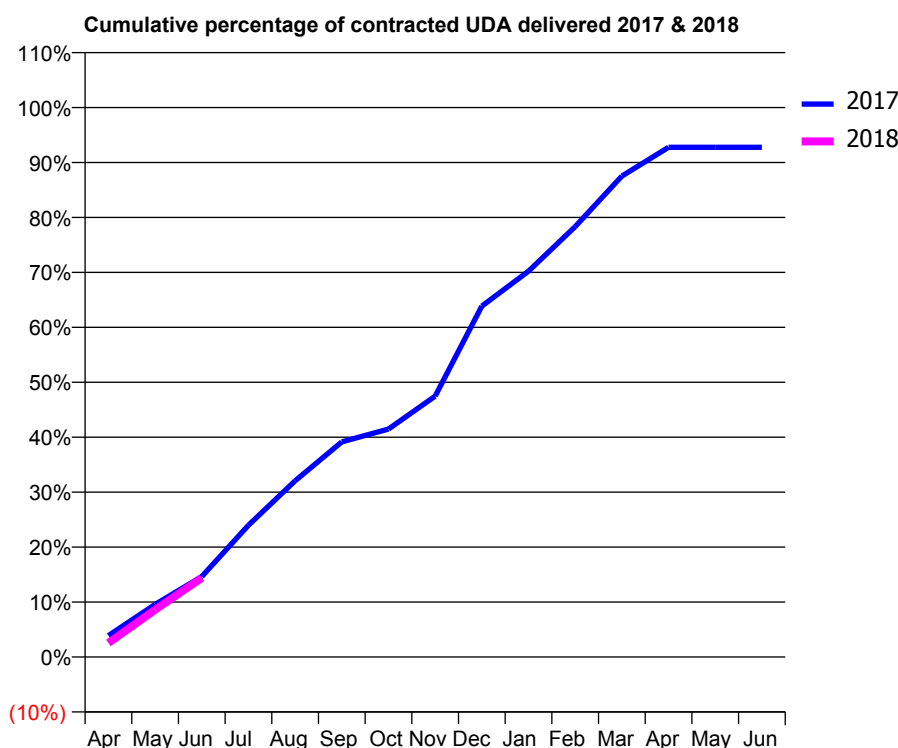
17/18 Contracted general activity (UDA)	14,550
Carry forward general activity (UDA)	0
17/18 Contracted orthodontic activity (UOA)	0
Carry forward orthodontic activity (UOA)	0
Baseline contract value	£330,125.59

ACCESS*

Patients seen in 24 months	Total	Change since previous quarter
Quarter ending June 2016	4,471	
Quarter ending September 2016	4,451	→
Quarter ending December 2016	4,455	→
Quarter ending March 2017	4,342	↓
Quarter ending June 2017	4,206	↓
Variance since June 2016	(5.9%)	↓



ACTIVITY



Adjusted Scheduled Activity (UDA)		
Month	2017	2018
April	566	372
May	1,392	1,251
June	2,131	2,096
July	3,490	
August	4,667	
September	5,698	
October	6,037	
November	6,909	
December	9,290	
January	10,218	
February	11,397	
March	12,734	
April	13,496	
May	13,495	
June	13,495	

QUALITY

	Quantity	Base Number	Contract	AT	Region	England
% of FP17s for the same patient ID Re-attending within 3 months - Children	34	263	12.9%	9.4%	11.6%	12.0%
% of FP17s for the same patient ID Re-attending within 3 months - Adults	223	1,142	19.5%	14.2%	15.9%	16.0%
% of FP17s for the same patient ID Re-attending between 3 & 9 months - Children	144	263	54.8%	62.0%	60.4%	58.0%
% of FP17s for the same patient ID Re-attending between 3 & 9 months - Adults	728	1,142	63.7%	52.8%	52.3%	50.9%
% of FP17s for Band 1 Urgent Courses	68	1,128	6.0%	8.0%	9.5%	9.1%
% of FP17s Relating to Free Repair or Replacements	29	1,128	2.6%	0.9%	0.7%	0.8%
% of FP17s Relating to Continuations	15	1,128	1.3%	1.3%	1.0%	1.1%
% of Patients satisfied with the dentistry they have received	11	15	73.3%	92.5%	91.9%	91.7%
% of Patients satisfied with the time they had to wait for an appointment	12	15	80.0%	88.4%	88.0%	88.0%

* This is based on patients treated on this contract for their most recent course of treatment. Figures in italics indicate the base number of FP17s or Patient Questionnaire responses are less than 100. N/A is shown where the base number of responses is less than 10 during the period. % is calculated as Quantity/Base number*100

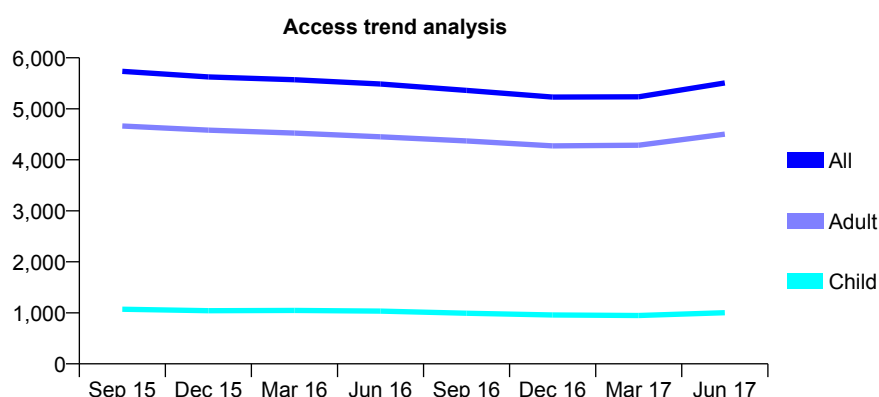
Q65 - Vital Signs At a Glance Contract Report for 186716/0004 - June 2017

Name or company name	Parkfield Dental Surgery Ltd
Contract type name	GDS Contract
Purpose of contract	General
Contract start date	09/05/2011
Contract end date	

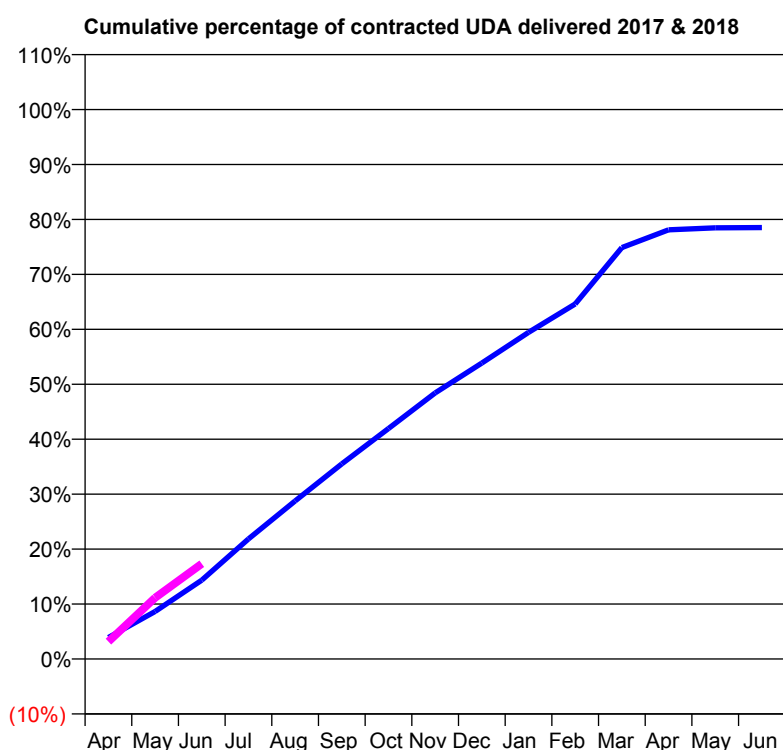
17/18 Contracted general activity (UDA)	18,000
Carry forward general activity (UDA)	0
17/18 Contracted orthodontic activity (UOA)	0
Carry forward orthodontic activity (UOA)	0
Baseline contract value	£477,647.93

ACCESS*

Patients seen in 24 months	Total	Change since previous quarter
Quarter ending June 2016	5,486	
Quarter ending September 2016	5,362	↓
Quarter ending December 2016	5,230	↓
Quarter ending March 2017	5,235	→
Quarter ending June 2017	5,506	↑
Variance since June 2016	0.4%	→



ACTIVITY



Adjusted Scheduled Activity (UDA)		
Month	2017	2018
April	704	569
May	1,555	2,006
June	2,584	3,122
July	3,932	
August	5,177	
September	6,393	
October	7,549	
November	8,715	
December	9,695	
January	10,699	
February	11,629	
March	13,477	
April	14,060	
May	14,125	
June	14,133	

QUALITY

	Quantity	Base Number	Contract	AT	Region	England
% of FP17s for the same patient ID Re-attending within 3 months - Children	19	472	4.0%	9.4%	11.6%	12.0%
% of FP17s for the same patient ID Re-attending within 3 months - Adults	312	2,151	14.5%	14.2%	15.9%	16.0%
% of FP17s for the same patient ID Re-attending between 3 & 9 months - Children	287	472	60.8%	62.0%	60.4%	58.0%
% of FP17s for the same patient ID Re-attending between 3 & 9 months - Adults	1,227	2,151	57.0%	52.8%	52.3%	50.9%
% of FP17s for Band 1 Urgent Courses	125	1,695	7.4%	8.0%	9.5%	9.1%
% of FP17s Relating to Free Repair or Replacements	48	1,695	2.8%	0.9%	0.7%	0.8%
% of FP17s Relating to Continuations	33	1,695	1.9%	1.3%	1.0%	1.1%
% of Patients satisfied with the dentistry they have received	16	17	94.1%	92.5%	91.9%	91.7%
% of Patients satisfied with the time they had to wait for an appointment	16	17	94.1%	88.4%	88.0%	88.0%

* This is based on patients treated on this contract for their most recent course of treatment. Figures in italics indicate the base number of FP17s or Patient Questionnaire responses are less than 100. N/A is shown where the base number of responses is less than 10 during the period. % is calculated as Quantity/Base number*100

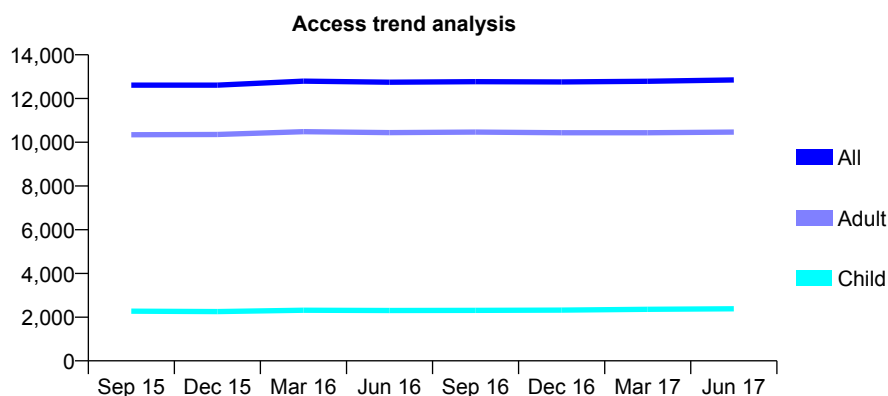
Q65 - Vital Signs At a Glance Contract Report for 187321/0001 - June 2017

Name or company name	Phoenix Dental Ltd.,
Contract type name	GDS Contract
Purpose of contract	General
Contract start date	01/05/2007
Contract end date	

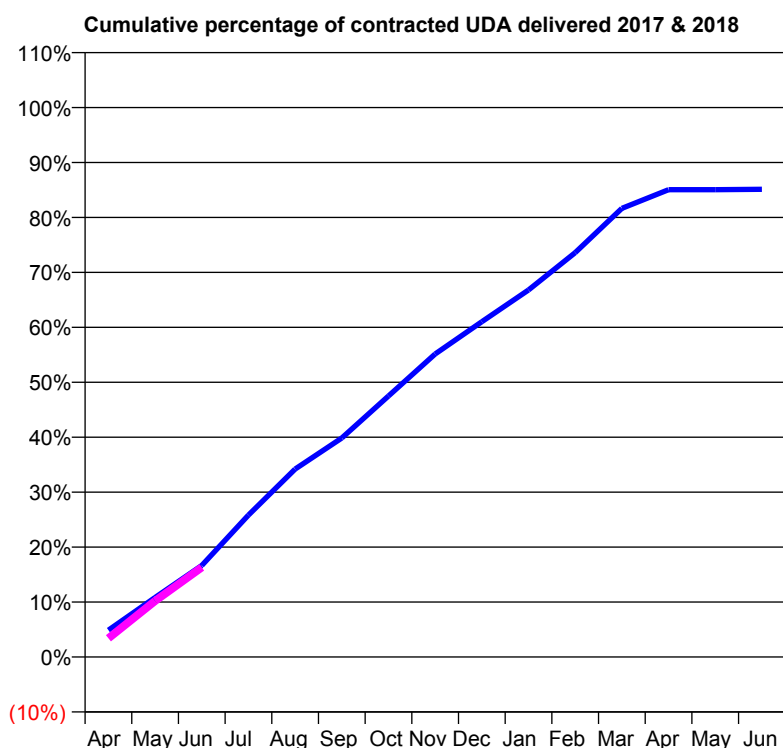
17/18 Contracted general activity (UDA)	39,546
Carry forward general activity (UDA)	0
17/18 Contracted orthodontic activity (UOA)	0
Carry forward orthodontic activity (UOA)	0
Baseline contract value	£837,992.17

ACCESS*

Patients seen in 24 months	Total	Change since previous quarter
Quarter ending June 2016	12,748	
Quarter ending September 2016	12,773	→
Quarter ending December 2016	12,758	→
Quarter ending March 2017	12,791	→
Quarter ending June 2017	12,849	→
Variance since June 2016	0.8%	→



ACTIVITY



Adjusted Scheduled Activity (UDA)		
Month	2017	2018
April	1,930	1,347
May	4,289	4,032
June	6,591	6,458
July	10,219	
August	13,529	
September	15,766	
October	18,782	
November	21,810	
December	24,131	
January	26,414	
February	29,098	
March	32,287	
April	33,629	
May	33,631	
June	33,664	

QUALITY

	Quantity	Base Number	Contract	AT	Region	England
% of FP17s for the same patient ID Re-attending within 3 months - Children	37	722	5.1%	9.4%	11.6%	12.0%
% of FP17s for the same patient ID Re-attending within 3 months - Adults	352	3,211	11.0%	14.2%	15.9%	16.0%
% of FP17s for the same patient ID Re-attending between 3 & 9 months - Children	408	722	56.5%	62.0%	60.4%	58.0%
% of FP17s for the same patient ID Re-attending between 3 & 9 months - Adults	1,589	3,211	49.5%	52.8%	52.3%	50.9%
% of FP17s for Band 1 Urgent Courses	188	3,287	5.7%	8.0%	9.5%	9.1%
% of FP17s Relating to Free Repair or Replacements	19	3,287	0.6%	0.9%	0.7%	0.8%
% of FP17s Relating to Continuations	60	3,287	1.8%	1.3%	1.0%	1.1%
% of Patients satisfied with the dentistry they have received	38	39	97.4%	92.5%	91.9%	91.7%
% of Patients satisfied with the time they had to wait for an appointment	30	39	76.9%	88.4%	88.0%	88.0%

* This is based on patients treated on this contract for their most recent course of treatment. Figures in italics indicate the base number of FP17s or Patient Questionnaire responses are less than 100. N/A is shown where the base number of responses is less than 10 during the period. % is calculated as Quantity/Base number*100

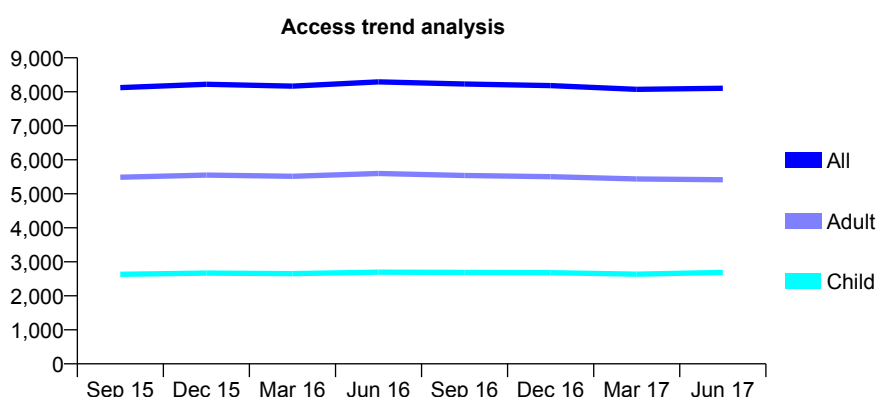
Q65 - Vital Signs At a Glance Contract Report for 187321/0002 - June 2017

Name or company name	Phoenix Dental Ltd.,
Contract type name	GDS Contract
Purpose of contract	General
Contract start date	01/04/2009
Contract end date	

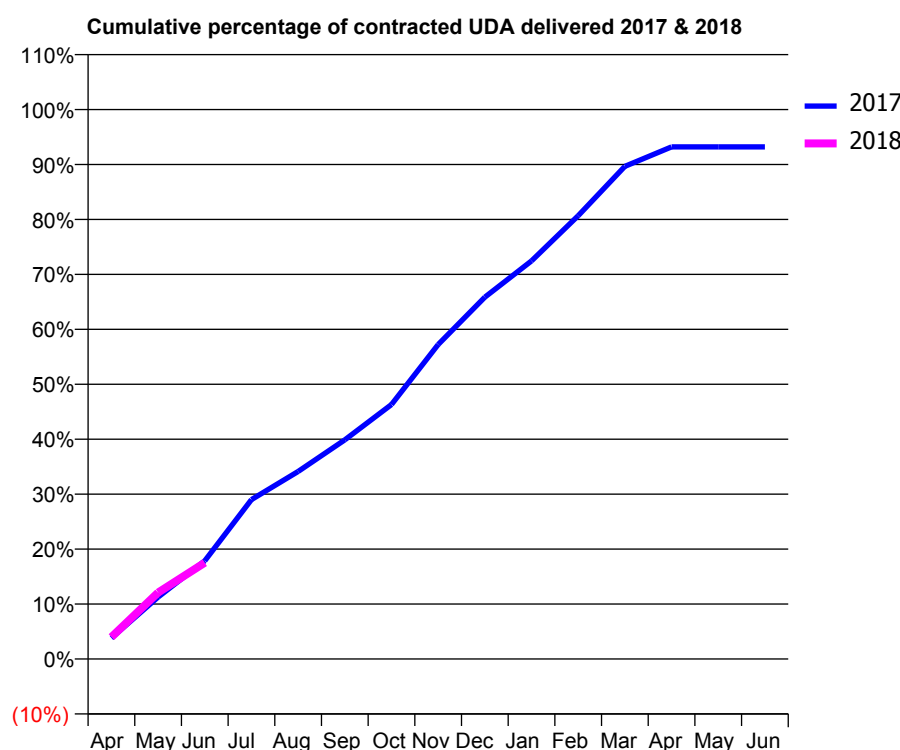
17/18 Contracted general activity (UDA)	20,500
Carry forward general activity (UDA)	0
17/18 Contracted orthodontic activity (UOA)	0
Carry forward orthodontic activity (UOA)	0
Baseline contract value	£478,702.88

ACCESS*

Patients seen in 24 months	Total	Change since previous quarter
Quarter ending June 2016	8,294	
Quarter ending September 2016	8,228	→
Quarter ending December 2016	8,183	→
Quarter ending March 2017	8,074	↓
Quarter ending June 2017	8,105	→
Variance since June 2016	(2.3%)	↓



ACTIVITY



Adjusted Scheduled Activity (UDA)		
Month	2017	2018
April	784	821
May	2,309	2,480
June	3,663	3,596
July	5,947	
August	6,997	
September	8,177	
October	9,492	
November	11,732	
December	13,497	
January	14,851	
February	16,536	
March	18,379	
April	19,105	
May	19,106	
June	19,106	

QUALITY

	Quantity	Base Number	Contract	AT	Region	England
% of FP17s for the same patient ID Re-attending within 3 months - Children	48	930	5.2%	9.4%	11.6%	12.0%
% of FP17s for the same patient ID Re-attending within 3 months - Adults	174	1,522	11.4%	14.2%	15.9%	16.0%
% of FP17s for the same patient ID Re-attending between 3 & 9 months - Children	549	930	59.0%	62.0%	60.4%	58.0%
% of FP17s for the same patient ID Re-attending between 3 & 9 months - Adults	785	1,522	51.6%	52.8%	52.3%	50.9%
% of FP17s for Band 1 Urgent Courses	114	2,075	5.5%	8.0%	9.5%	9.1%
% of FP17s Relating to Free Repair or Replacements	15	2,075	0.7%	0.9%	0.7%	0.8%
% of FP17s Relating to Continuations	33	2,075	1.6%	1.3%	1.0%	1.1%
% of Patients satisfied with the dentistry they have received	27	31	87.1%	92.5%	91.9%	91.7%
% of Patients satisfied with the time they had to wait for an appointment	26	31	83.9%	88.4%	88.0%	88.0%

* This is based on patients treated on this contract for their most recent course of treatment. Figures in italics indicate the base number of FP17s or Patient Questionnaire responses are less than 100. N/A is shown where the base number of responses is less than 10 during the period. % is calculated as Quantity/Base number*100

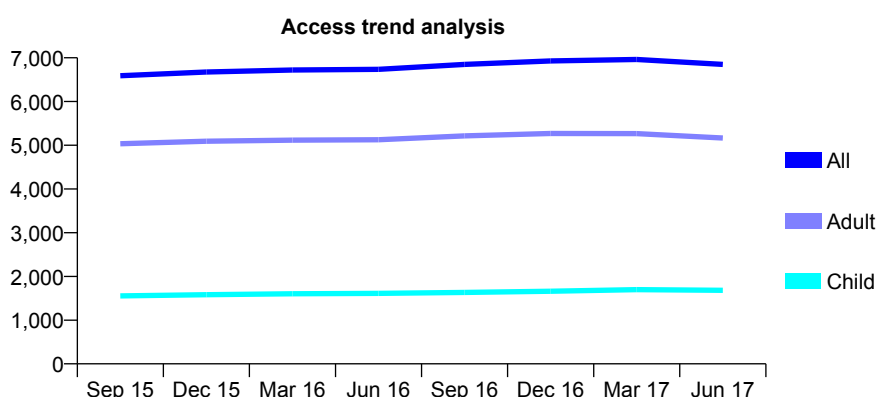
Q65 - Vital Signs At a Glance Contract Report for 187321/0003 - June 2017

Name or company name	Phoenix Dental Ltd.,
Contract type name	GDS Contract
Purpose of contract	General
Contract start date	25/10/2010
Contract end date	

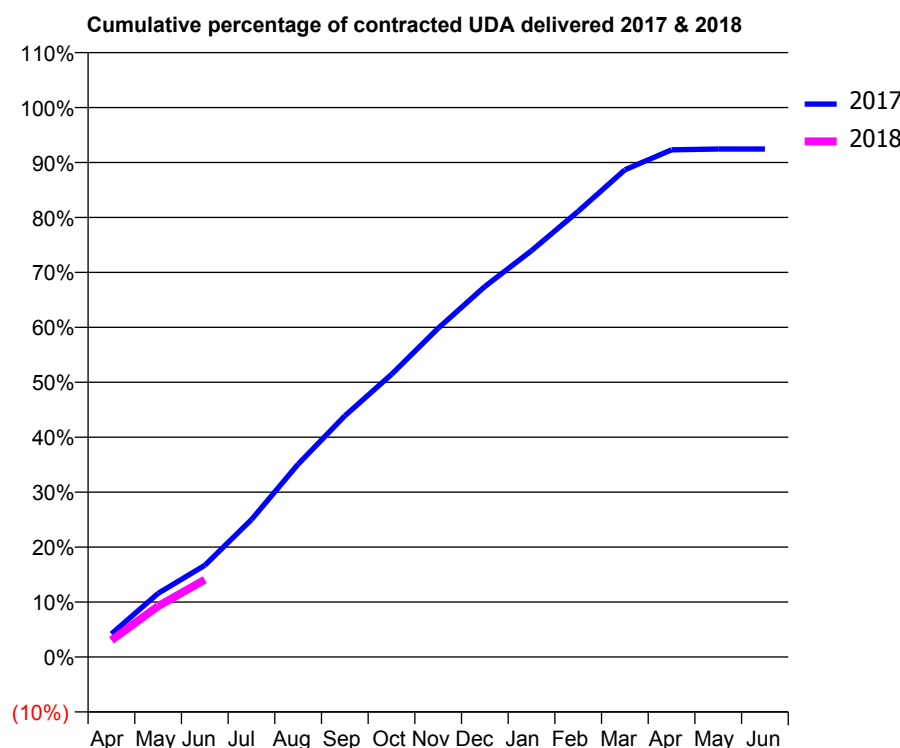
17/18 Contracted general activity (UDA)	20,700
Carry forward general activity (UDA)	0
17/18 Contracted orthodontic activity (UOA)	0
Carry forward orthodontic activity (UOA)	0
Baseline contract value	£536,245.19

ACCESS*

Patients seen in 24 months	Total	Change since previous quarter
Quarter ending June 2016	6,736	
Quarter ending September 2016	6,848	→
Quarter ending December 2016	6,929	→
Quarter ending March 2017	6,962	→
Quarter ending June 2017	6,849	↓
Variance since June 2016	1.7%	→



ACTIVITY



Adjusted Scheduled Activity (UDA)		
Month	2017	2018
April	801	629
May	2,201	1,916
June	3,169	2,912
July	4,753	
August	6,668	
September	8,339	
October	9,773	
November	11,367	
December	12,812	
January	14,050	
February	15,412	
March	16,846	
April	17,537	
May	17,565	
June	17,567	

QUALITY

	Quantity	Base Number	Contract	AT	Region	England
% of FP17s for the same patient ID Re-attending within 3 months - Children	23	472	4.9%	9.4%	11.6%	12.0%
% of FP17s for the same patient ID Re-attending within 3 months - Adults	57	1,241	4.6%	14.2%	15.9%	16.0%
% of FP17s for the same patient ID Re-attending between 3 & 9 months - Children	283	472	60.0%	62.0%	60.4%	58.0%
% of FP17s for the same patient ID Re-attending between 3 & 9 months - Adults	579	1,241	46.7%	52.8%	52.3%	50.9%
% of FP17s for Band 1 Urgent Courses	43	1,422	3.0%	8.0%	9.5%	9.1%
% of FP17s Relating to Free Repair or Replacements	11	1,422	0.8%	0.9%	0.7%	0.8%
% of FP17s Relating to Continuations	7	1,422	0.5%	1.3%	1.0%	1.1%
% of Patients satisfied with the dentistry they have received	11	12	91.7%	92.5%	91.9%	91.7%
% of Patients satisfied with the time they had to wait for an appointment	9	12	75.0%	88.4%	88.0%	88.0%

* This is based on patients treated on this contract for their most recent course of treatment. Figures in italics indicate the base number of FP17s or Patient Questionnaire responses are less than 100. N/A is shown where the base number of responses is less than 10 during the period. % is calculated as Quantity/Base number*100

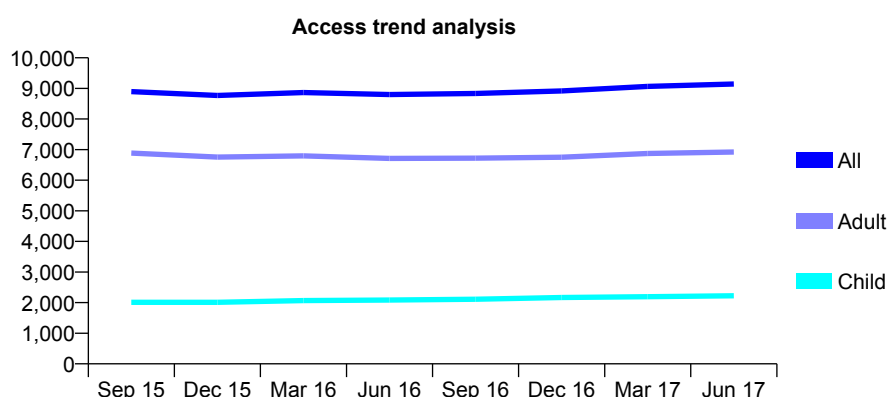
Q65 - Vital Signs At a Glance Contract Report for 190195/0007 - June 2017

Name or company name	Xeon Smiles UK Ltd
Contract type name	GDS Contract
Purpose of contract	General
Contract start date	01/11/2010
Contract end date	

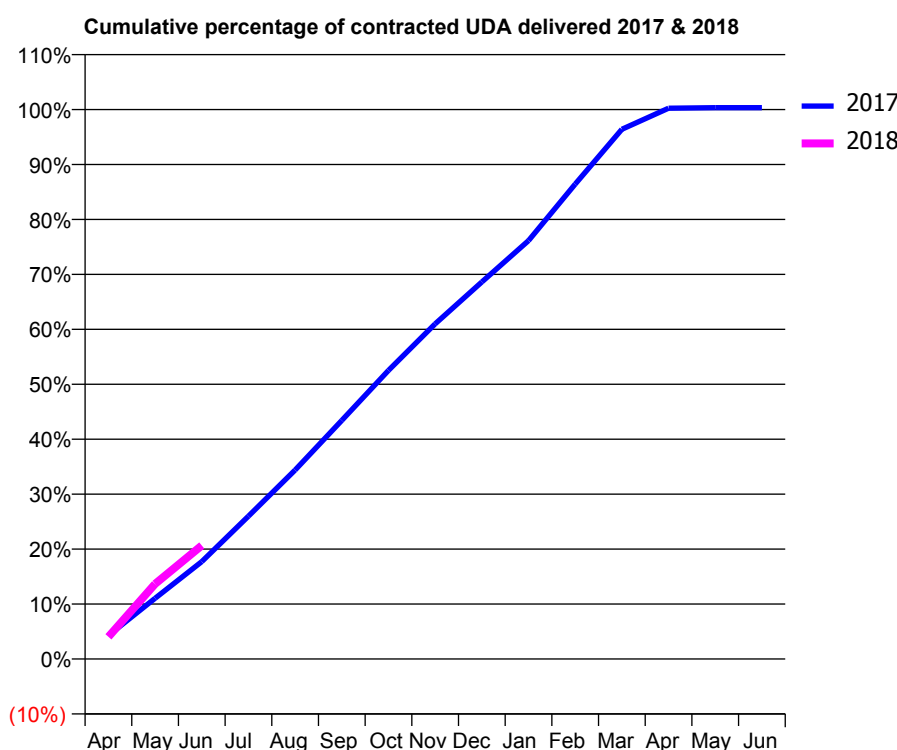
17/18 Contracted general activity (UDA)	31,772
Carry forward general activity (UDA)	0
17/18 Contracted orthodontic activity (UOA)	0
Carry forward orthodontic activity (UOA)	0
Baseline contract value	£795,830.75

ACCESS*

Patients seen in 24 months	Total	Change since previous quarter
Quarter ending June 2016	8,800	
Quarter ending September 2016	8,834	→
Quarter ending December 2016	8,917	→
Quarter ending March 2017	9,067	→
Quarter ending June 2017	9,145	→
Variance since June 2016	3.9%	↑



ACTIVITY



Adjusted Scheduled Activity (UDA)		
Month	2017	2018
April	1,364	1,284
May	3,513	4,343
June	5,629	6,564
July	8,262	
August	10,926	
September	13,795	
October	16,686	
November	19,382	
December	21,798	
January	24,194	
February	27,458	
March	30,628	
April	31,845	
May	31,874	
June	31,874	

QUALITY

	Quantity	Base Number	Contract	AT	Region	England
% of FP17s for the same patient ID Re-attending within 3 months - Children	57	650	8.8%	9.4%	11.6%	12.0%
% of FP17s for the same patient ID Re-attending within 3 months - Adults	310	1,899	16.3%	14.2%	15.9%	16.0%
% of FP17s for the same patient ID Re-attending between 3 & 9 months - Children	321	650	49.4%	62.0%	60.4%	58.0%
% of FP17s for the same patient ID Re-attending between 3 & 9 months - Adults	810	1,899	42.7%	52.8%	52.3%	50.9%
% of FP17s for Band 1 Urgent Courses	294	2,163	13.6%	8.0%	9.5%	9.1%
% of FP17s Relating to Free Repair or Replacements	35	2,163	1.6%	0.9%	0.7%	0.8%
% of FP17s Relating to Continuations	22	2,163	1.0%	1.3%	1.0%	1.1%
% of Patients satisfied with the dentistry they have received	17	19	89.5%	92.5%	91.9%	91.7%
% of Patients satisfied with the time they had to wait for an appointment	16	19	84.2%	88.4%	88.0%	88.0%

* This is based on patients treated on this contract for their most recent course of treatment. Figures in italics indicate the base number of FP17s or Patient Questionnaire responses are less than 100. N/A is shown where the base number of responses is less than 10 during the period. % is calculated as Quantity/Base number*100

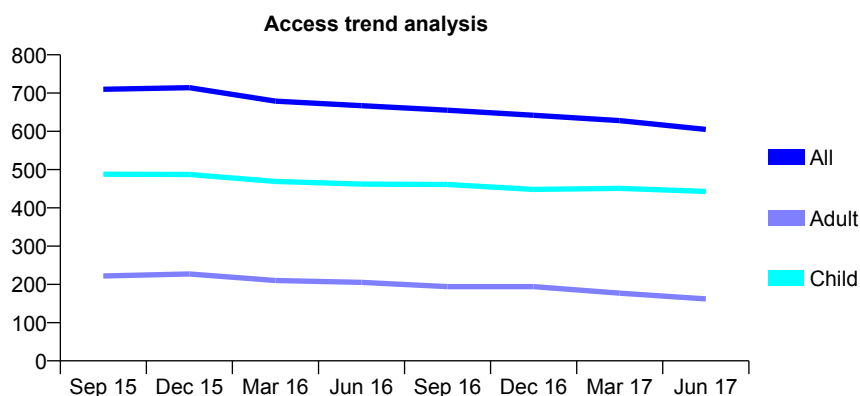
Q65 - Vital Signs At a Glance Contract Report for 190365/0001 - June 2017

Name or company name	Main Dental Partners
Contract type name	GDS Contract
Purpose of contract	General
Contract start date	01/03/2013
Contract end date	

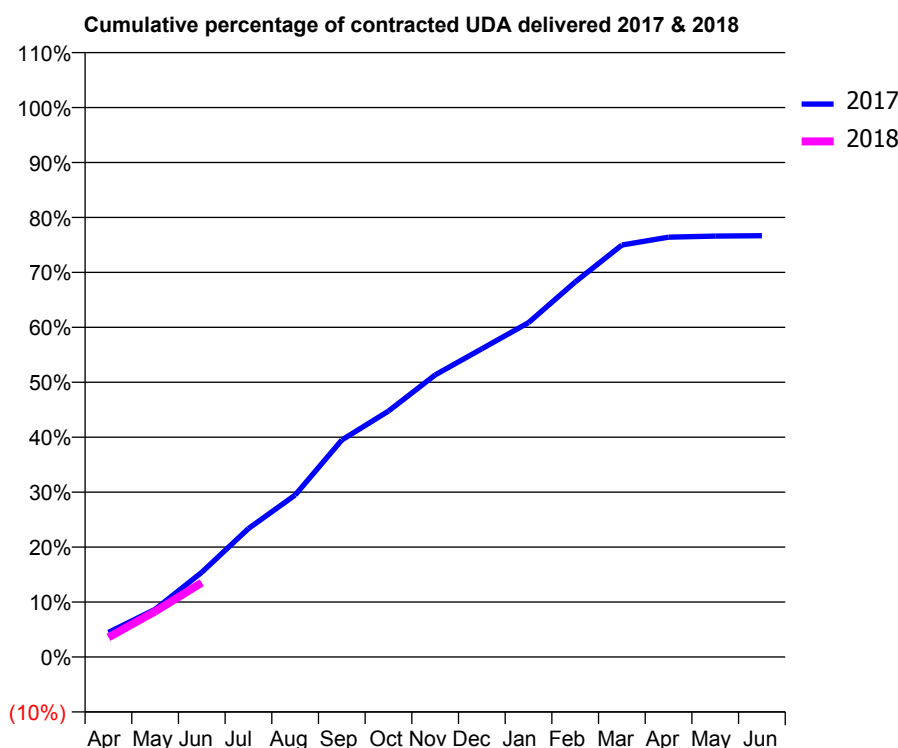
17/18 Contracted general activity (UDA)	1,600
Carry forward general activity (UDA)	0
17/18 Contracted orthodontic activity (UOA)	0
Carry forward orthodontic activity (UOA)	0
Baseline contract value	£35,698.41

ACCESS*

Patients seen in 24 months	Total	Change since previous quarter
Quarter ending June 2016	667	
Quarter ending September 2016	655	↓
Quarter ending December 2016	642	↓
Quarter ending March 2017	628	↓
Quarter ending June 2017	605	↓
Variance since June 2016	(9.3%)	↓



ACTIVITY



Month	Adjusted Scheduled Activity (UDA)	
	2017	2018
April	72	57
May	139	133
June	247	216
July	374	
August	471	
September	632	
October	716	
November	821	
December	897	
January	974	
February	1,092	
March	1,200	
April	1,223	
May	1,226	
June	1,227	

QUALITY

	Quantity	Base Number	Contract	AT	Region	England
% of FP17s for the same patient ID Re-attending within 3 months - Children	15	157	9.6%	9.4%	11.6%	12.0%
% of FP17s for the same patient ID Re-attending within 3 months - Adults	3	26	11.5%	14.2%	15.9%	16.0%
% of FP17s for the same patient ID Re-attending between 3 & 9 months - Children	100	157	63.7%	62.0%	60.4%	58.0%
% of FP17s for the same patient ID Re-attending between 3 & 9 months - Adults	15	26	57.7%	52.8%	52.3%	50.9%
% of FP17s for Band 1 Urgent Courses	7	158	4.4%	8.0%	9.5%	9.1%
% of FP17s Relating to Free Repair or Replacements	0	158	0.0%	0.9%	0.7%	0.8%
% of FP17s Relating to Continuations	1	158	0.6%	1.3%	1.0%	1.1%
% of Patients satisfied with the dentistry they have received	1	1	N/A	92.5%	91.9%	91.7%
% of Patients satisfied with the time they had to wait for an appointment	1	1	N/A	88.4%	88.0%	88.0%

* This is based on patients treated on this contract for their most recent course of treatment. Figures in italics indicate the base number of FP17s or Patient Questionnaire responses are less than 100. N/A is shown where the base number of responses is less than 10 during the period. % is calculated as Quantity/Base number*100

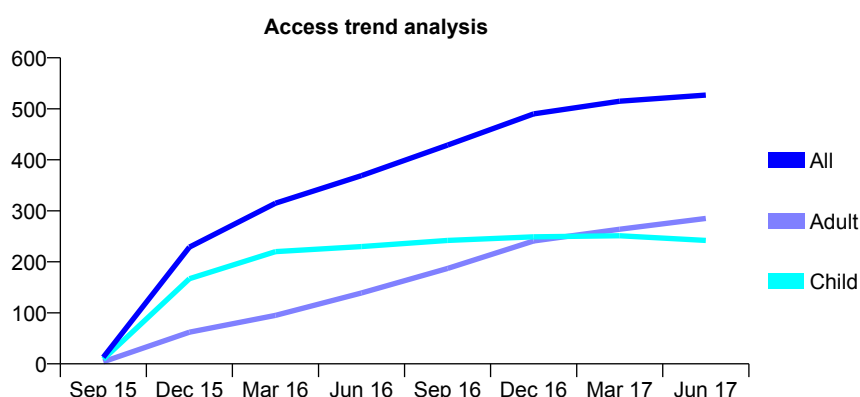
Q65 - Vital Signs At a Glance Contract Report for 192392/0001 - June 2017

Name or company name	Miss AJ Gorman
Contract type name	GDS Contract
Purpose of contract	General
Contract start date	15/05/2015
Contract end date	

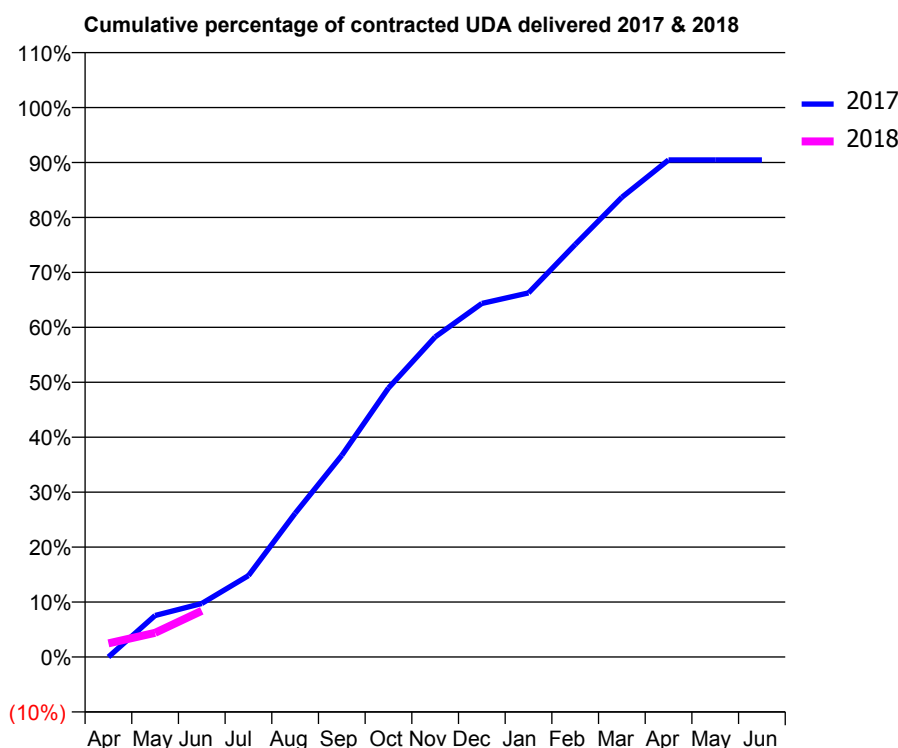
17/18 Contracted general activity (UDA)	1,255
Carry forward general activity (UDA)	0
17/18 Contracted orthodontic activity (UOA)	0
Carry forward orthodontic activity (UOA)	0
Baseline contract value	£29,940.79

ACCESS*

Patients seen in 24 months	Total	Change since previous quarter
Quarter ending June 2016	369	
Quarter ending September 2016	429	↑
Quarter ending December 2016	490	↑
Quarter ending March 2017	515	↑
Quarter ending June 2017	527	↑
Variance since June 2016	42.8%	↑



ACTIVITY



Month	Adjusted Scheduled Activity (UDA)	
	2017	2018
April	0	31
May	95	55
June	122	105
July	186	
August	328	
September	461	
October	614	
November	731	
December	808	
January	832	
February	942	
March	1,050	
April	1,135	
May	1,135	
June	1,135	

QUALITY

	Quantity	Base Number	Contract	AT	Region	England
% of FP17s for the same patient ID Re-attending within 3 months - Children	7	66	10.6%	9.4%	11.6%	12.0%
% of FP17s for the same patient ID Re-attending within 3 months - Adults	5	51	9.8%	14.2%	15.9%	16.0%
% of FP17s for the same patient ID Re-attending between 3 & 9 months - Children	30	66	45.5%	62.0%	60.4%	58.0%
% of FP17s for the same patient ID Re-attending between 3 & 9 months - Adults	8	51	15.7%	52.8%	52.3%	50.9%
% of FP17s for Band 1 Urgent Courses	12	69	17.4%	8.0%	9.5%	9.1%
% of FP17s Relating to Free Repair or Replacements	0	69	0.0%	0.9%	0.7%	0.8%
% of FP17s Relating to Continuations	0	69	0.0%	1.3%	1.0%	1.1%
% of Patients satisfied with the dentistry they have received	2	2	N/A	92.5%	91.9%	91.7%
% of Patients satisfied with the time they had to wait for an appointment	2	2	N/A	88.4%	88.0%	88.0%

* This is based on patients treated on this contract for their most recent course of treatment. Figures in italics indicate the base number of FP17s or Patient Questionnaire responses are less than 100. N/A is shown where the base number of responses is less than 10 during the period. % is calculated as Quantity/Base number*100

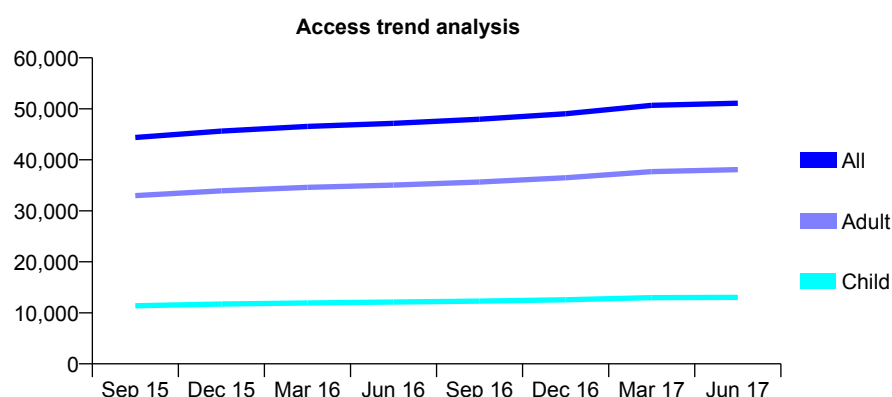
Q65 - Vital Signs At a Glance Contract Report for 196703/0001 - June 2017

Name or company name	D A & C Houston & Associates
Contract type name	GDS Contract
Purpose of contract	General
Contract start date	01/10/2013
Contract end date	

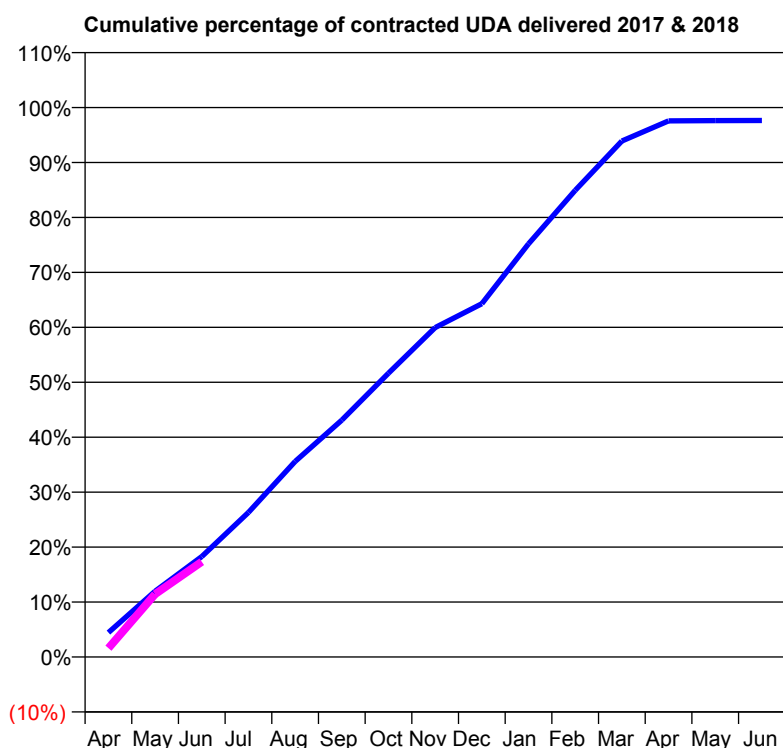
17/18 Contracted general activity (UDA)	167,899
Carry forward general activity (UDA)	0
17/18 Contracted orthodontic activity (UOA)	0
Carry forward orthodontic activity (UOA)	0
Baseline contract value	£4,195,617.93

ACCESS*

Patients seen in 24 months	Total	Change since previous quarter
Quarter ending June 2016	47,151	
Quarter ending September 2016	47,956	→
Quarter ending December 2016	49,044	↑
Quarter ending March 2017	50,668	↑
Quarter ending June 2017	51,110	→
Variance since June 2016	8.4%	↑



ACTIVITY



Adjusted Scheduled Activity (UDA)		
Month	2017	2018
April	7,494	2,721
May	20,178	19,229
June	30,804	29,122
July	44,319	
August	59,937	
September	72,593	
October	86,983	
November	100,975	
December	108,315	
January	126,665	
February	143,054	
March	158,167	
April	164,350	
May	164,417	
June	164,444	

QUALITY

	Quantity	Base Number	Contract	AT	Region	England
% of FP17s for the same patient ID Re-attending within 3 months - Children	325	4,781	6.8%	9.4%	11.6%	12.0%
% of FP17s for the same patient ID Re-attending within 3 months - Adults	2,020	13,448	15.0%	14.2%	15.9%	16.0%
% of FP17s for the same patient ID Re-attending between 3 & 9 months - Children	3,243	4,781	67.8%	62.0%	60.4%	58.0%
% of FP17s for the same patient ID Re-attending between 3 & 9 months - Adults	8,522	13,448	63.4%	52.8%	52.3%	50.9%
% of FP17s for Band 1 Urgent Courses	1,148	14,186	8.1%	8.0%	9.5%	9.1%
% of FP17s Relating to Free Repair or Replacements	181	14,186	1.3%	0.9%	0.7%	0.8%
% of FP17s Relating to Continuations	257	14,186	1.8%	1.3%	1.0%	1.1%
% of Patients satisfied with the dentistry they have received	118	127	92.9%	92.5%	91.9%	91.7%
% of Patients satisfied with the time they had to wait for an appointment	118	127	92.9%	88.4%	88.0%	88.0%

* This is based on patients treated on this contract for their most recent course of treatment. Figures in italics indicate the base number of FP17s or Patient Questionnaire responses are less than 100. N/A is shown where the base number of responses is less than 10 during the period. % is calculated as Quantity/Base number*100

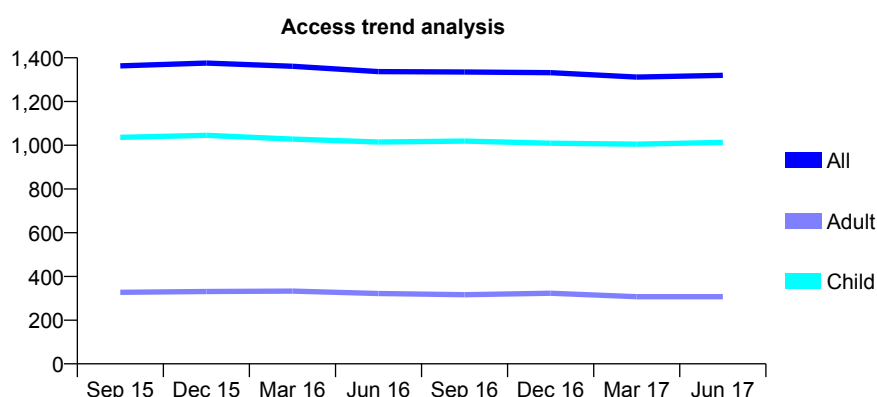
Q65 - Vital Signs At a Glance Contract Report for 197963/0001 - June 2017

Name or company name	Linden House Dental Practice
Contract type name	GDS Contract
Purpose of contract	General and Orthodontic
Contract start date	01/02/2011
Contract end date	

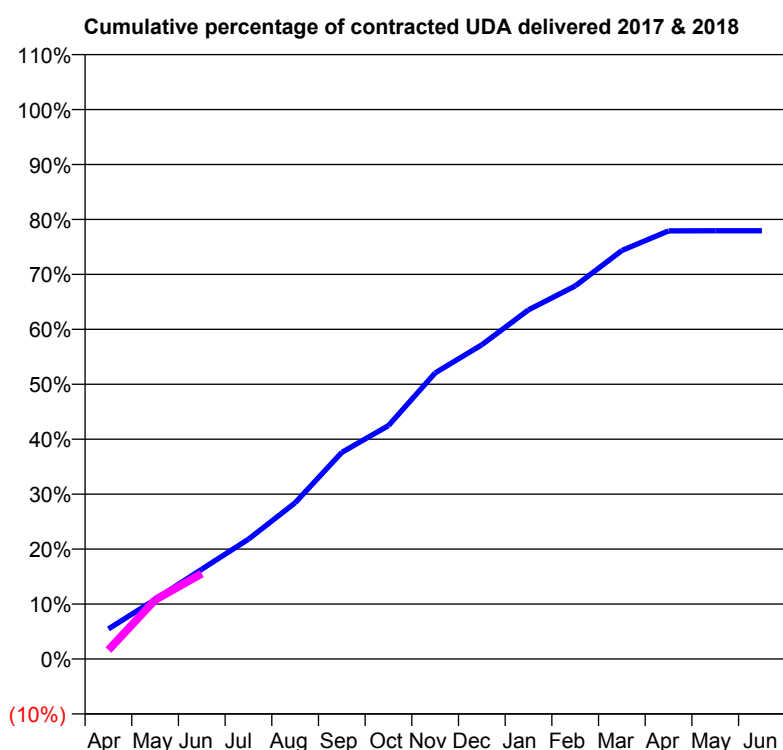
17/18 Contracted general activity (UDA)	3,702
Carry forward general activity (UDA)	0
17/18 Contracted orthodontic activity (UOA)	472
Carry forward orthodontic activity (UOA)	0
Baseline contract value	£118,349.32

ACCESS*

Patients seen in 24 months	Total	Change since previous quarter
Quarter ending June 2016	1,337	
Quarter ending September 2016	1,335	→
Quarter ending December 2016	1,332	→
Quarter ending March 2017	1,312	↓
Quarter ending June 2017	1,320	→
Variance since June 2016	(1.3%)	↓



ACTIVITY



Adjusted Scheduled Activity (UDA)		
Month	2017	2018
April	203	61
May	401	399
June	605	576
July	807	
August	1,053	
September	1,392	
October	1,573	
November	1,928	
December	2,117	
January	2,352	
February	2,514	
March	2,752	
April	2,884	
May	2,885	
June	2,885	

QUALITY

	Quantity	Base Number	Contract	AT	Region	England
% of FP17s for the same patient ID Re-attending within 3 months - Children	43	439	9.8%	9.4%	11.6%	12.0%
% of FP17s for the same patient ID Re-attending within 3 months - Adults	5	65	7.7%	14.2%	15.9%	16.0%
% of FP17s for the same patient ID Re-attending between 3 & 9 months - Children	299	439	68.1%	62.0%	60.4%	58.0%
% of FP17s for the same patient ID Re-attending between 3 & 9 months - Adults	45	65	69.2%	52.8%	52.3%	50.9%
% of FP17s for Band 1 Urgent Courses	14	402	3.5%	8.0%	9.5%	9.1%
% of FP17s Relating to Free Repair or Replacements	0	402	0.0%	0.9%	0.7%	0.8%
% of FP17s Relating to Continuations	0	402	0.0%	1.3%	1.0%	1.1%
% of Patients satisfied with the dentistry they have received	5	5	N/A	92.5%	91.9%	91.7%
% of Patients satisfied with the time they had to wait for an appointment	5	5	N/A	88.4%	88.0%	88.0%

* This is based on patients treated on this contract for their most recent course of treatment. Figures in italics indicate the base number of FP17s or Patient Questionnaire responses are less than 100. N/A is shown where the base number of responses is less than 10 during the period. % is calculated as Quantity/Base number*100

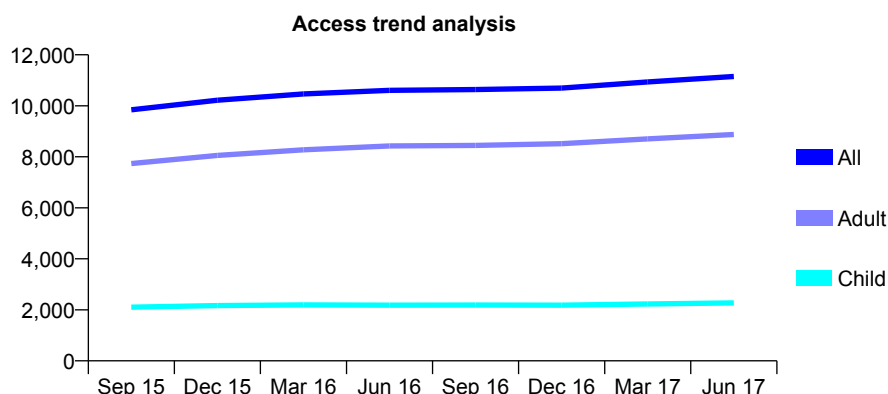
Q65 - Vital Signs At a Glance Contract Report for 198587/0001 - June 2017

Name or company name	Cheddar Dental Practice
Contract type name	GDS Contract
Purpose of contract	General
Contract start date	01/08/2014
Contract end date	

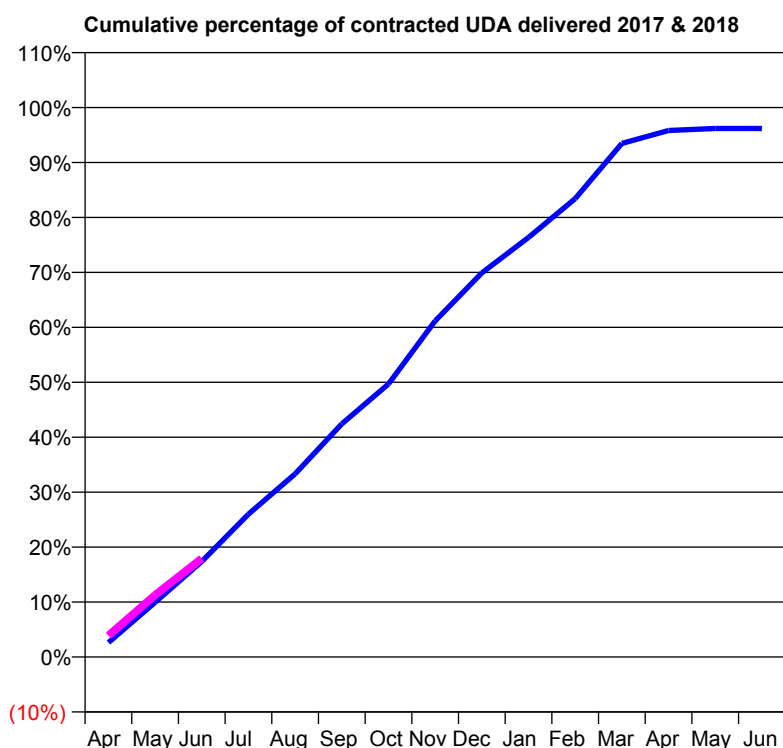
17/18 Contracted general activity (UDA)	29,758
Carry forward general activity (UDA)	0
17/18 Contracted orthodontic activity (UOA)	0
Carry forward orthodontic activity (UOA)	0
Baseline contract value	£651,884.34

ACCESS*

Patients seen in 24 months	Total	Change since previous quarter
Quarter ending June 2016	10,609	
Quarter ending September 2016	10,639	→
Quarter ending December 2016	10,696	→
Quarter ending March 2017	10,935	↑
Quarter ending June 2017	11,148	→
Variance since June 2016	5.1%	↑



ACTIVITY



Adjusted Scheduled Activity (UDA)		
Month	2017	2018
April	783	1,160
May	2,961	3,351
June	5,171	5,331
July	7,739	
August	9,917	
September	12,625	
October	14,787	
November	18,201	
December	20,803	
January	22,719	
February	24,825	
March	27,816	
April	28,515	
May	28,623	
June	28,623	

QUALITY

	Quantity	Base Number	Contract	AT	Region	England
% of FP17s for the same patient ID Re-attending within 3 months - Children	63	1,026	6.1%	9.4%	11.6%	12.0%
% of FP17s for the same patient ID Re-attending within 3 months - Adults	463	3,277	14.1%	14.2%	15.9%	16.0%
% of FP17s for the same patient ID Re-attending between 3 & 9 months - Children	717	1,026	69.9%	62.0%	60.4%	58.0%
% of FP17s for the same patient ID Re-attending between 3 & 9 months - Adults	1,429	3,277	43.6%	52.8%	52.3%	50.9%
% of FP17s for Band 1 Urgent Courses	215	2,953	7.3%	8.0%	9.5%	9.1%
% of FP17s Relating to Free Repair or Replacements	45	2,953	1.5%	0.9%	0.7%	0.8%
% of FP17s Relating to Continuations	32	2,953	1.1%	1.3%	1.0%	1.1%
% of Patients satisfied with the dentistry they have received	40	41	97.6%	92.5%	91.9%	91.7%
% of Patients satisfied with the time they had to wait for an appointment	37	41	90.2%	88.4%	88.0%	88.0%

* This is based on patients treated on this contract for their most recent course of treatment. Figures in italics indicate the base number of FP17s or Patient Questionnaire responses are less than 100. N/A is shown where the base number of responses is less than 10 during the period. % is calculated as Quantity/Base number*100

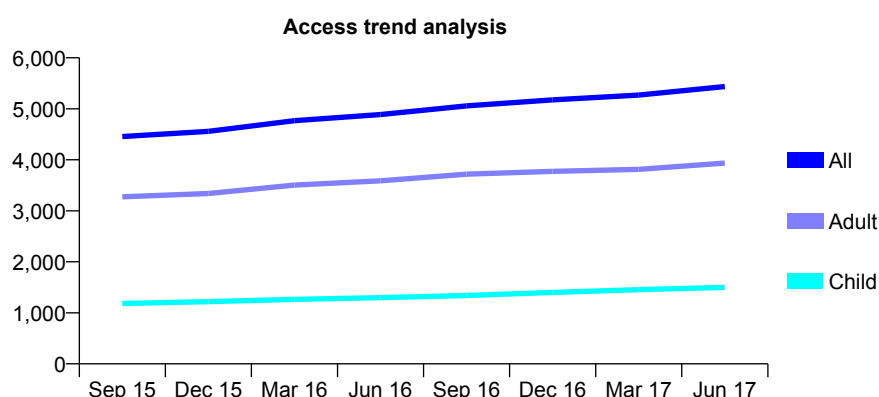
Q65 - Vital Signs At a Glance Contract Report for 199311/0001 - June 2017

Name or company name	Watersedge Blue Ltd
Contract type name	GDS Contract
Purpose of contract	General
Contract start date	01/09/2010
Contract end date	

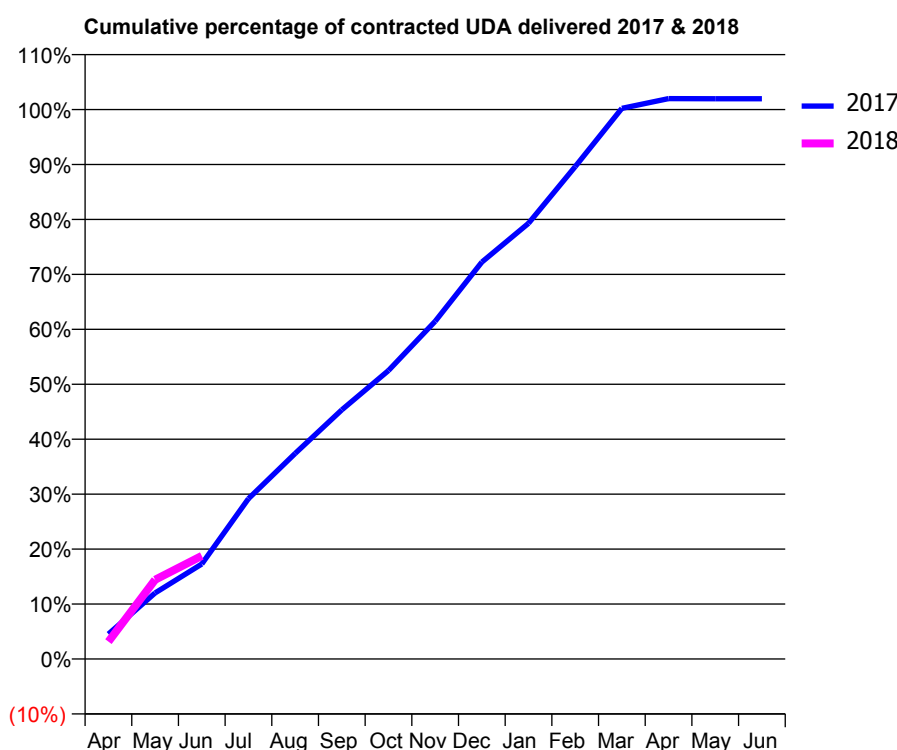
17/18 Contracted general activity (UDA)	14,000
Carry forward general activity (UDA)	0
17/18 Contracted orthodontic activity (UOA)	0
Carry forward orthodontic activity (UOA)	0
Baseline contract value	£364,582.96

ACCESS*

Patients seen in 24 months	Total	Change since previous quarter
Quarter ending June 2016	4,887	
Quarter ending September 2016	5,058	↑
Quarter ending December 2016	5,175	↑
Quarter ending March 2017	5,268	→
Quarter ending June 2017	5,436	↑
Variance since June 2016	11.2%	↑



ACTIVITY



Adjusted Scheduled Activity (UDA)		
Month	2017	2018
April	638	442
May	1,684	2,020
June	2,422	2,627
July	4,085	
August	5,237	
September	6,348	
October	7,352	
November	8,604	
December	10,113	
January	11,099	
February	12,544	
March	14,028	
April	14,278	
May	14,275	
June	14,274	

QUALITY

	Quantity	Base Number	Contract	AT	Region	England
% of FP17s for the same patient ID Re-attending within 3 months - Children	35	401	8.7%	9.4%	11.6%	12.0%
% of FP17s for the same patient ID Re-attending within 3 months - Adults	151	961	15.7%	14.2%	15.9%	16.0%
% of FP17s for the same patient ID Re-attending between 3 & 9 months - Children	197	401	49.1%	62.0%	60.4%	58.0%
% of FP17s for the same patient ID Re-attending between 3 & 9 months - Adults	432	961	45.0%	52.8%	52.3%	50.9%
% of FP17s for Band 1 Urgent Courses	79	1,099	7.2%	8.0%	9.5%	9.1%
% of FP17s Relating to Free Repair or Replacements	21	1,099	1.9%	0.9%	0.7%	0.8%
% of FP17s Relating to Continuations	26	1,099	2.4%	1.3%	1.0%	1.1%
% of Patients satisfied with the dentistry they have received	13	13	100.0%	92.5%	91.9%	91.7%
% of Patients satisfied with the time they had to wait for an appointment	12	13	92.3%	88.4%	88.0%	88.0%

* This is based on patients treated on this contract for their most recent course of treatment. Figures in italics indicate the base number of FP17s or Patient Questionnaire responses are less than 100. N/A is shown where the base number of responses is less than 10 during the period. % is calculated as Quantity/Base number*100

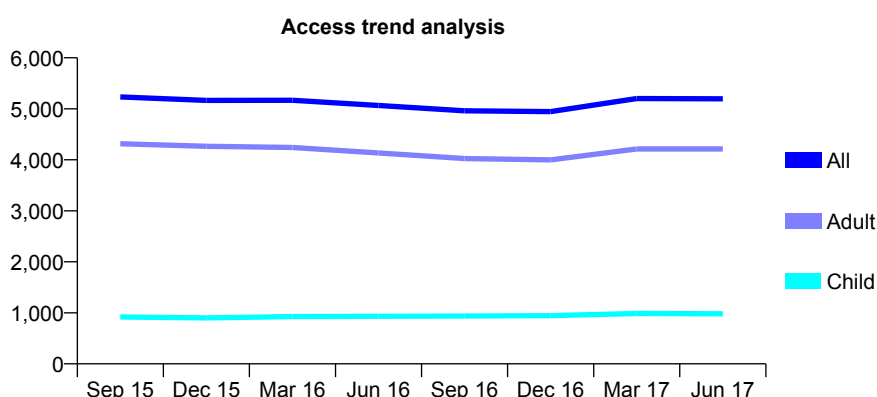
Q65 - Vital Signs At a Glance Contract Report for 199311/0002 - June 2017

Name or company name	Watersedge Blue Ltd
Contract type name	GDS Contract
Purpose of contract	General
Contract start date	01/04/2013
Contract end date	

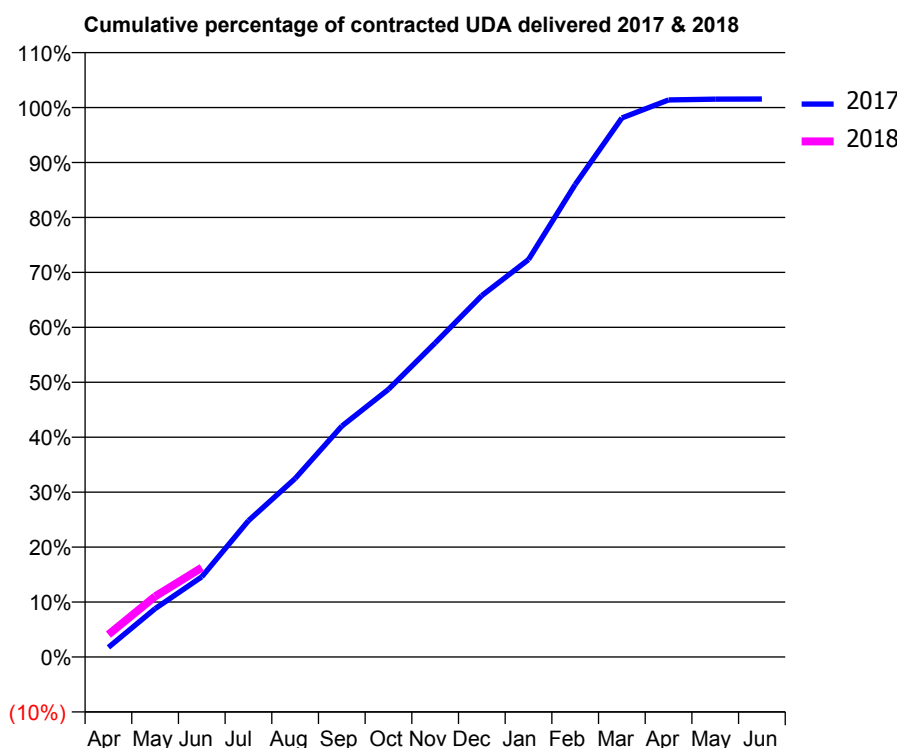
17/18 Contracted general activity (UDA)	18,000
Carry forward general activity (UDA)	0
17/18 Contracted orthodontic activity (UOA)	0
Carry forward orthodontic activity (UOA)	0
Baseline contract value	£533,392.13

ACCESS*

Patients seen in 24 months	Total	Change since previous quarter
Quarter ending June 2016	5,066	
Quarter ending September 2016	4,962	↓
Quarter ending December 2016	4,944	→
Quarter ending March 2017	5,200	↑
Quarter ending June 2017	5,195	→
Variance since June 2016	2.5%	↑



ACTIVITY



Adjusted Scheduled Activity (UDA)		
Month	2017	2018
April	315	734
May	1,583	1,985
June	2,629	2,929
July	4,468	
August	5,849	
September	7,565	
October	8,767	
November	10,288	
December	11,838	
January	13,018	
February	15,479	
March	17,657	
April	18,247	
May	18,275	
June	18,278	

QUALITY

	Quantity	Base Number	Contract	AT	Region	England
% of FP17s for the same patient ID Re-attending within 3 months - Children	21	225	9.3%	9.4%	11.6%	12.0%
% of FP17s for the same patient ID Re-attending within 3 months - Adults	219	1,252	17.5%	14.2%	15.9%	16.0%
% of FP17s for the same patient ID Re-attending between 3 & 9 months - Children	90	225	40.0%	62.0%	60.4%	58.0%
% of FP17s for the same patient ID Re-attending between 3 & 9 months - Adults	588	1,252	47.0%	52.8%	52.3%	50.9%
% of FP17s for Band 1 Urgent Courses	128	1,246	10.3%	8.0%	9.5%	9.1%
% of FP17s Relating to Free Repair or Replacements	21	1,246	1.7%	0.9%	0.7%	0.8%
% of FP17s Relating to Continuations	29	1,246	2.3%	1.3%	1.0%	1.1%
% of Patients satisfied with the dentistry they have received	19	19	100.0%	92.5%	91.9%	91.7%
% of Patients satisfied with the time they had to wait for an appointment	17	19	89.5%	88.4%	88.0%	88.0%

* This is based on patients treated on this contract for their most recent course of treatment. Figures in italics indicate the base number of FP17s or Patient Questionnaire responses are less than 100. N/A is shown where the base number of responses is less than 10 during the period. % is calculated as Quantity/Base number*100

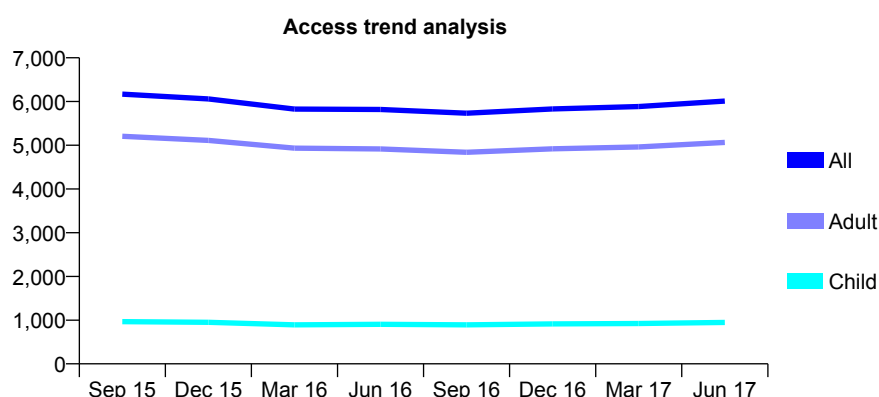
Q65 - Vital Signs At a Glance Contract Report for 199311/0003 - June 2017

Name or company name	Watersedge Blue Ltd
Contract type name	GDS Contract
Purpose of contract	General
Contract start date	01/04/2013
Contract end date	

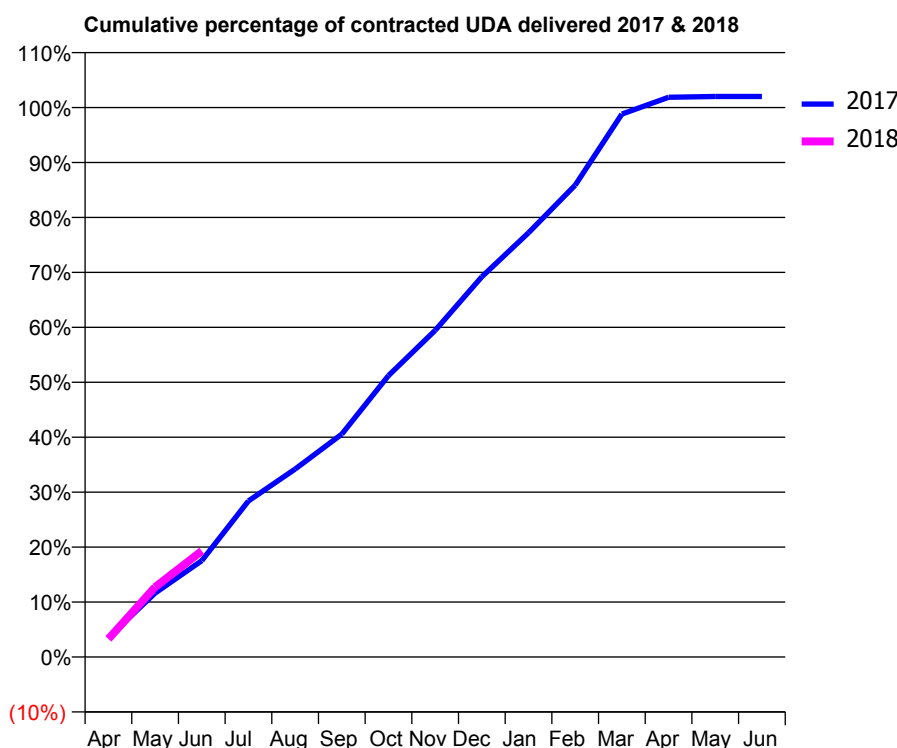
17/18 Contracted general activity (UDA)	19,322
Carry forward general activity (UDA)	0
17/18 Contracted orthodontic activity (UOA)	0
Carry forward orthodontic activity (UOA)	0
Baseline contract value	£572,566.81

ACCESS*

Patients seen in 24 months	Total	Change since previous quarter
Quarter ending June 2016	5,819	
Quarter ending September 2016	5,732	↓
Quarter ending December 2016	5,831	→
Quarter ending March 2017	5,885	→
Quarter ending June 2017	6,011	↑
Variance since June 2016	3.3%	↑



ACTIVITY



Adjusted Scheduled Activity (UDA)		
Month	2017	2018
April	685	633
May	2,250	2,460
June	3,389	3,731
July	5,491	
August	6,611	
September	7,838	
October	9,896	
November	11,484	
December	13,368	
January	14,917	
February	16,590	
March	19,090	
April	19,683	
May	19,712	
June	19,709	

QUALITY

	Quantity	Base Number	Contract	AT	Region	England
% of FP17s for the same patient ID Re-attending within 3 months - Children	20	257	7.8%	9.4%	11.6%	12.0%
% of FP17s for the same patient ID Re-attending within 3 months - Adults	303	1,569	19.3%	14.2%	15.9%	16.0%
% of FP17s for the same patient ID Re-attending between 3 & 9 months - Children	85	257	33.1%	62.0%	60.4%	58.0%
% of FP17s for the same patient ID Re-attending between 3 & 9 months - Adults	679	1,569	43.3%	52.8%	52.3%	50.9%
% of FP17s for Band 1 Urgent Courses	164	1,426	11.5%	8.0%	9.5%	9.1%
% of FP17s Relating to Free Repair or Replacements	36	1,426	2.5%	0.9%	0.7%	0.8%
% of FP17s Relating to Continuations	42	1,426	2.9%	1.3%	1.0%	1.1%
% of Patients satisfied with the dentistry they have received	18	21	85.7%	92.5%	91.9%	91.7%
% of Patients satisfied with the time they had to wait for an appointment	21	21	100.0%	88.4%	88.0%	88.0%

* This is based on patients treated on this contract for their most recent course of treatment. Figures in italics indicate the base number of FP17s or Patient Questionnaire responses are less than 100. N/A is shown where the base number of responses is less than 10 during the period. % is calculated as Quantity/Base number*100

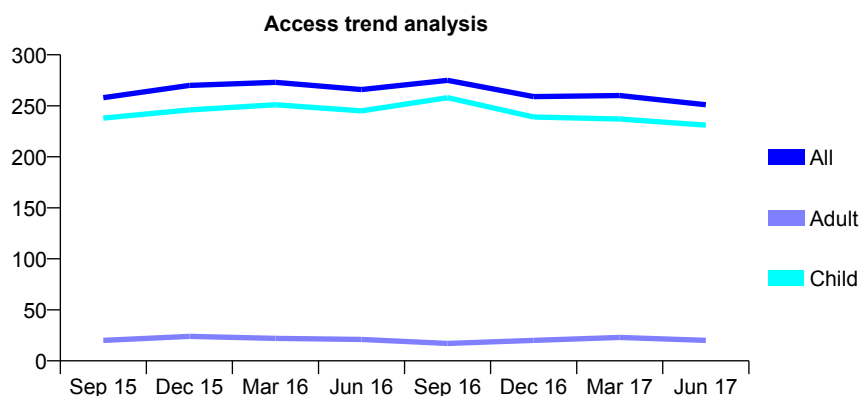
Q65 - Vital Signs At a Glance Contract Report for 199397/0001 - June 2017

Name or company name	Stoke Bishop Dental Centre
Contract type name	GDS Contract
Purpose of contract	General
Contract start date	01/04/2012
Contract end date	

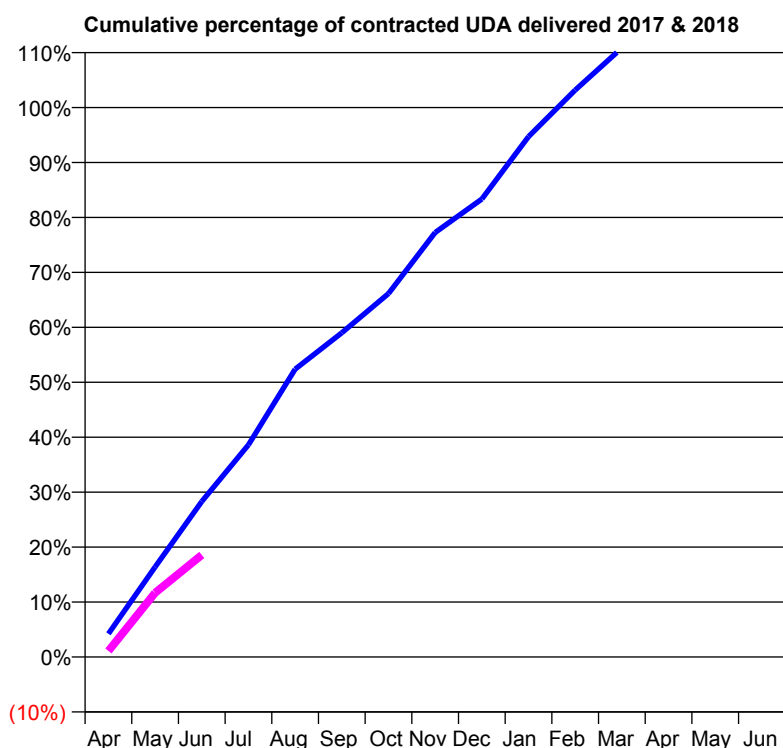
17/18 Contracted general activity (UDA)	378
Carry forward general activity (UDA)	0
17/18 Contracted orthodontic activity (UOA)	0
Carry forward orthodontic activity (UOA)	0
Baseline contract value	£8,446.10

ACCESS*

Patients seen in 24 months	Total	Change since previous quarter
Quarter ending June 2016	266	
Quarter ending September 2016	275	↑
Quarter ending December 2016	259	↓
Quarter ending March 2017	260	→
Quarter ending June 2017	251	↓
Variance since June 2016	(5.6%)	↓



ACTIVITY



Month	Adjusted Scheduled Activity (UDA)	
	2017	2018
April	16	4
May	62	44
June	107	70
July	146	
August	198	
September	223	
October	250	
November	292	
December	315	
January	358	
February	390	
March	419	
April	426	
May	427	
June	427	

QUALITY

	Quantity	Base Number	Contract	AT	Region	England
% of FP17s for the same patient ID Re-attending within 3 months - Children	3	69	4.3%	9.4%	11.6%	12.0%
% of FP17s for the same patient ID Re-attending within 3 months - Adults	0	0	N/A	14.2%	15.9%	16.0%
% of FP17s for the same patient ID Re-attending between 3 & 9 months - Children	46	69	66.7%	62.0%	60.4%	58.0%
% of FP17s for the same patient ID Re-attending between 3 & 9 months - Adults	0	0	N/A	52.8%	52.3%	50.9%
% of FP17s for Band 1 Urgent Courses	1	62	1.6%	8.0%	9.5%	9.1%
% of FP17s Relating to Free Repair or Replacements	0	62	0.0%	0.9%	0.7%	0.8%
% of FP17s Relating to Continuations	0	62	0.0%	1.3%	1.0%	1.1%
% of Patients satisfied with the dentistry they have received	0	0	N/A	92.5%	91.9%	91.7%
% of Patients satisfied with the time they had to wait for an appointment	0	0	N/A	88.4%	88.0%	88.0%

* This is based on patients treated on this contract for their most recent course of treatment. Figures in italics indicate the base number of FP17s or Patient Questionnaire responses are less than 100. N/A is shown where the base number of responses is less than 10 during the period. % is calculated as Quantity/Base number*100

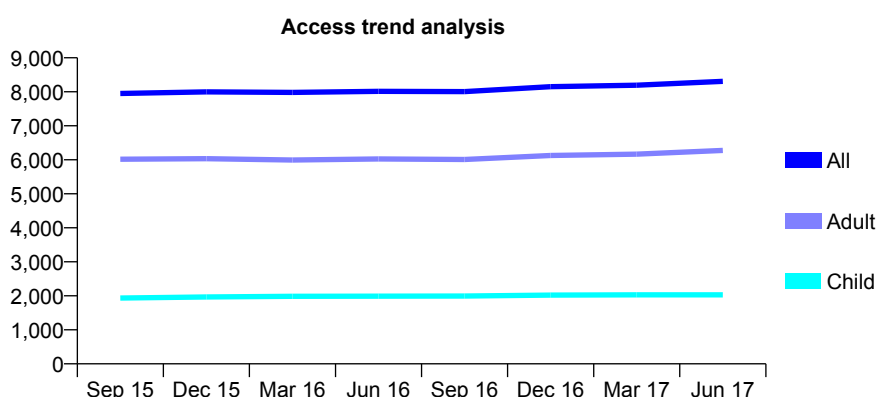
Q65 - Vital Signs At a Glance Contract Report for 199419/0001 - June 2017

Name or company name	Apple Practice Limited
Contract type name	GDS Contract
Purpose of contract	General
Contract start date	01/04/2011
Contract end date	

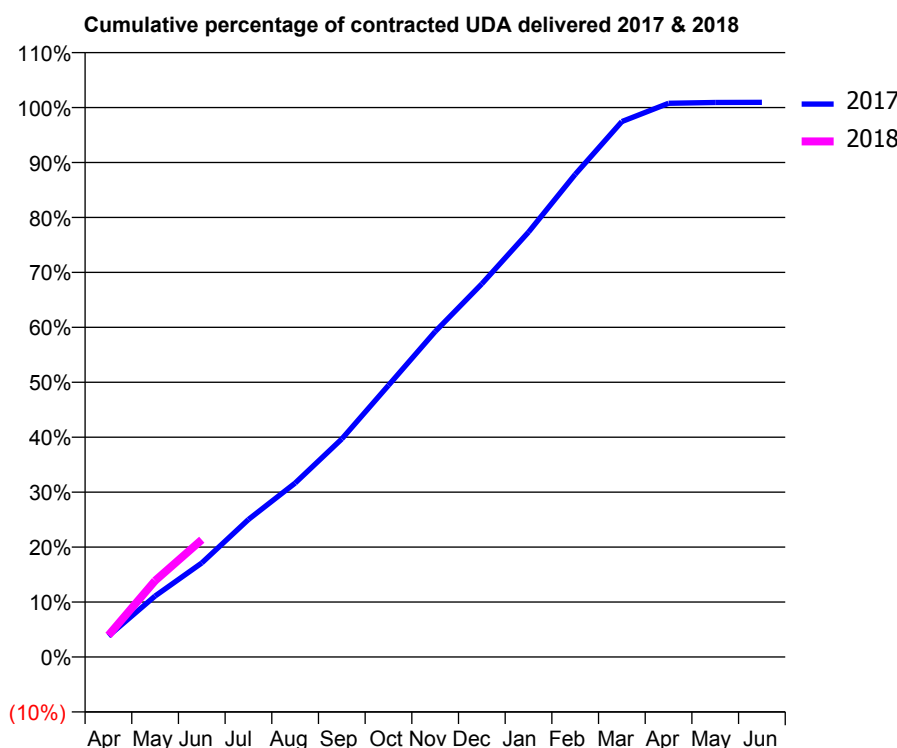
17/18 Contracted general activity (UDA)	21,776
Carry forward general activity (UDA)	0
17/18 Contracted orthodontic activity (UOA)	0
Carry forward orthodontic activity (UOA)	0
Baseline contract value	£569,410.24

ACCESS*

Patients seen in 24 months	Total	Change since previous quarter
Quarter ending June 2016	8,013	
Quarter ending September 2016	8,007	→
Quarter ending December 2016	8,151	→
Quarter ending March 2017	8,195	→
Quarter ending June 2017	8,308	→
Variance since June 2016	3.7%	↑



ACTIVITY



Adjusted Scheduled Activity (UDA)		
Month	2017	2018
April	831	858
May	2,415	3,025
June	3,728	4,647
July	5,450	
August	6,892	
September	8,640	
October	10,765	
November	12,898	
December	14,787	
January	16,841	
February	19,127	
March	21,220	
April	21,944	
May	21,976	
June	21,978	

QUALITY

	Quantity	Base Number	Contract	AT	Region	England
% of FP17s for the same patient ID Re-attending within 3 months - Children	48	722	6.6%	9.4%	11.6%	12.0%
% of FP17s for the same patient ID Re-attending within 3 months - Adults	285	2,045	13.9%	14.2%	15.9%	16.0%
% of FP17s for the same patient ID Re-attending between 3 & 9 months - Children	426	722	59.0%	62.0%	60.4%	58.0%
% of FP17s for the same patient ID Re-attending between 3 & 9 months - Adults	1,051	2,045	51.4%	52.8%	52.3%	50.9%
% of FP17s for Band 1 Urgent Courses	151	2,302	6.6%	8.0%	9.5%	9.1%
% of FP17s Relating to Free Repair or Replacements	47	2,302	2.0%	0.9%	0.7%	0.8%
% of FP17s Relating to Continuations	19	2,302	0.8%	1.3%	1.0%	1.1%
% of Patients satisfied with the dentistry they have received	14	17	82.4%	92.5%	91.9%	91.7%
% of Patients satisfied with the time they had to wait for an appointment	13	17	76.5%	88.4%	88.0%	88.0%

* This is based on patients treated on this contract for their most recent course of treatment. Figures in italics indicate the base number of FP17s or Patient Questionnaire responses are less than 100. N/A is shown where the base number of responses is less than 10 during the period. % is calculated as Quantity/Base number*100

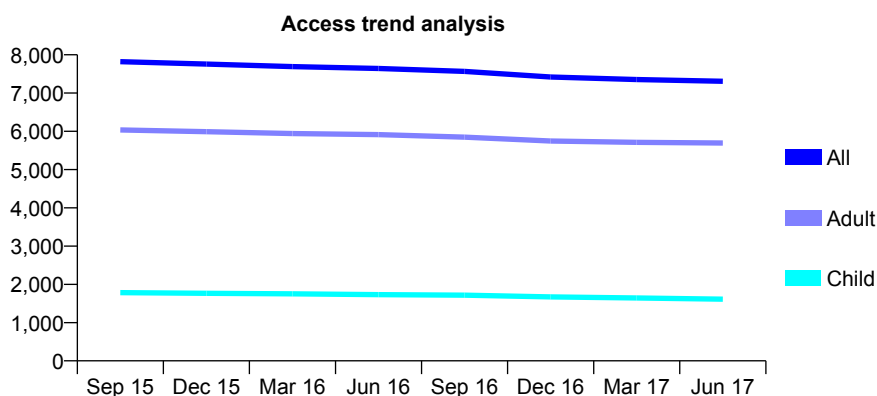
Q65 - Vital Signs At a Glance Contract Report for 199419/0002 - June 2017

Name or company name	Apple Practice Limited
Contract type name	GDS Contract
Purpose of contract	General
Contract start date	01/04/2011
Contract end date	

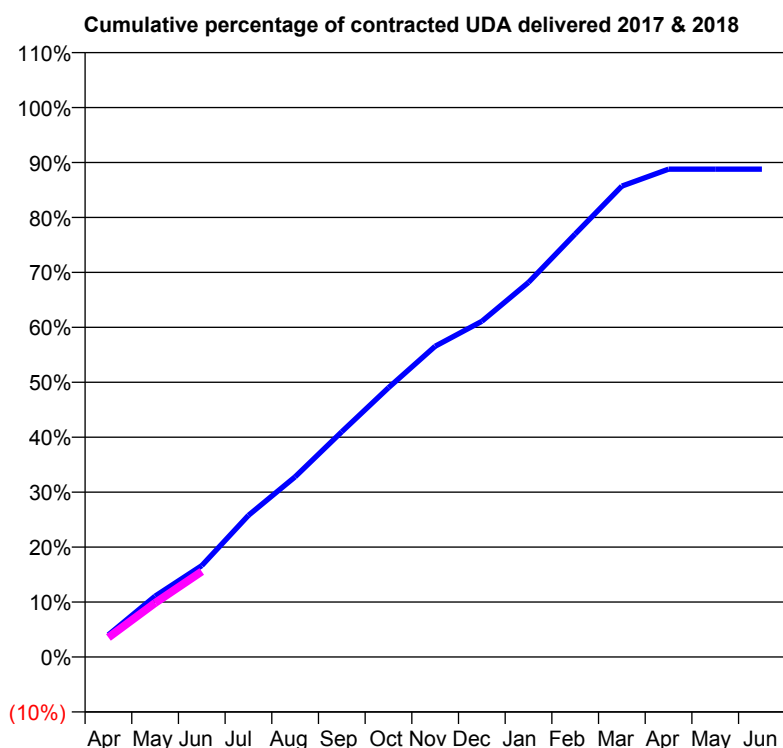
17/18 Contracted general activity (UDA)	20,410
Carry forward general activity (UDA)	0
17/18 Contracted orthodontic activity (UOA)	0
Carry forward orthodontic activity (UOA)	0
Baseline contract value	£565,617.08

ACCESS*

Patients seen in 24 months	Total	Change since previous quarter
Quarter ending June 2016	7,642	
Quarter ending September 2016	7,565	↓
Quarter ending December 2016	7,419	↓
Quarter ending March 2017	7,354	→
Quarter ending June 2017	7,307	→
Variance since June 2016	(4.4%)	↓



ACTIVITY



Adjusted Scheduled Activity (UDA)		
Month	2017	2018
April	827	725
May	2,261	2,009
June	3,397	3,175
July	5,264	
August	6,692	
September	8,370	
October	10,002	
November	11,543	
December	12,469	
January	13,913	
February	15,714	
March	17,493	
April	18,118	
May	18,122	
June	18,122	

QUALITY

	Quantity	Base Number	Contract	AT	Region	England
% of FP17s for the same patient ID Re-attending within 3 months - Children	36	569	6.3%	9.4%	11.6%	12.0%
% of FP17s for the same patient ID Re-attending within 3 months - Adults	296	1,884	15.7%	14.2%	15.9%	16.0%
% of FP17s for the same patient ID Re-attending between 3 & 9 months - Children	366	569	64.3%	62.0%	60.4%	58.0%
% of FP17s for the same patient ID Re-attending between 3 & 9 months - Adults	980	1,884	52.0%	52.8%	52.3%	50.9%
% of FP17s for Band 1 Urgent Courses	179	1,937	9.2%	8.0%	9.5%	9.1%
% of FP17s Relating to Free Repair or Replacements	26	1,937	1.3%	0.9%	0.7%	0.8%
% of FP17s Relating to Continuations	8	1,937	0.4%	1.3%	1.0%	1.1%
% of Patients satisfied with the dentistry they have received	17	19	89.5%	92.5%	91.9%	91.7%
% of Patients satisfied with the time they had to wait for an appointment	17	19	89.5%	88.4%	88.0%	88.0%

* This is based on patients treated on this contract for their most recent course of treatment. Figures in italics indicate the base number of FP17s or Patient Questionnaire responses are less than 100. N/A is shown where the base number of responses is less than 10 during the period. % is calculated as Quantity/Base number*100

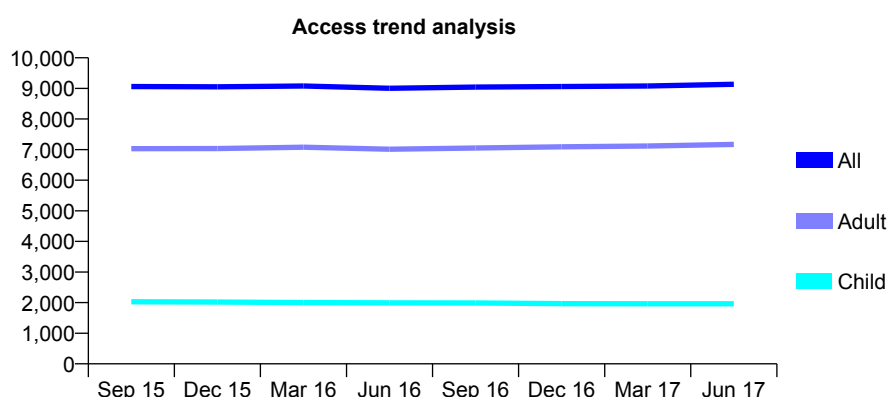
Q65 - Vital Signs At a Glance Contract Report for 199419/0003 - June 2017

Name or company name	Apple Practice Limited
Contract type name	GDS Contract
Purpose of contract	General
Contract start date	01/04/2011
Contract end date	

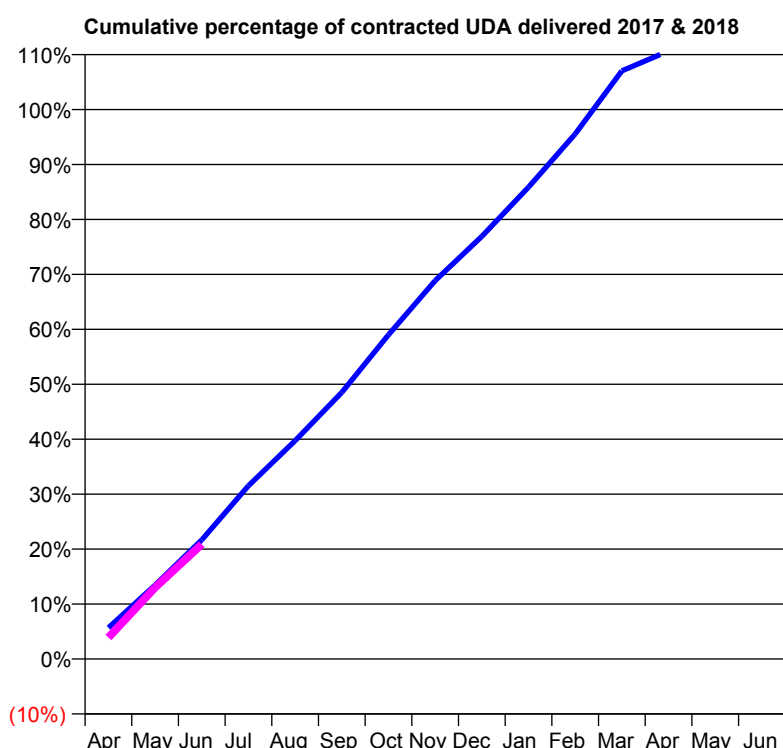
17/18 Contracted general activity (UDA)	20,814
Carry forward general activity (UDA)	0
17/18 Contracted orthodontic activity (UOA)	0
Carry forward orthodontic activity (UOA)	0
Baseline contract value	£599,221.62

ACCESS*

Patients seen in 24 months	Total	Change since previous quarter
Quarter ending June 2016	9,004	
Quarter ending September 2016	9,042	→
Quarter ending December 2016	9,060	→
Quarter ending March 2017	9,077	→
Quarter ending June 2017	9,134	→
Variance since June 2016	1.4%	→



ACTIVITY



Adjusted Scheduled Activity (UDA)		
Month	2017	2018
April	1,184	815
May	2,799	2,712
June	4,515	4,349
July	6,565	
August	8,271	
September	10,097	
October	12,280	
November	14,333	
December	16,009	
January	17,872	
February	19,890	
March	22,279	
April	23,031	
May	23,029	
June	23,034	

QUALITY

	Quantity	Base Number	Contract	AT	Region	England
% of FP17s for the same patient ID Re-attending within 3 months - Children	38	663	5.7%	9.4%	11.6%	12.0%
% of FP17s for the same patient ID Re-attending within 3 months - Adults	370	2,480	14.9%	14.2%	15.9%	16.0%
% of FP17s for the same patient ID Re-attending between 3 & 9 months - Children	431	663	65.0%	62.0%	60.4%	58.0%
% of FP17s for the same patient ID Re-attending between 3 & 9 months - Adults	1,234	2,480	49.8%	52.8%	52.3%	50.9%
% of FP17s for Band 1 Urgent Courses	244	2,449	10.0%	8.0%	9.5%	9.1%
% of FP17s Relating to Free Repair or Replacements	31	2,449	1.3%	0.9%	0.7%	0.8%
% of FP17s Relating to Continuations	22	2,449	0.9%	1.3%	1.0%	1.1%
% of Patients satisfied with the dentistry they have received	33	35	94.3%	92.5%	91.9%	91.7%
% of Patients satisfied with the time they had to wait for an appointment	30	35	85.7%	88.4%	88.0%	88.0%

* This is based on patients treated on this contract for their most recent course of treatment. Figures in italics indicate the base number of FP17s or Patient Questionnaire responses are less than 100. N/A is shown where the base number of responses is less than 10 during the period. % is calculated as Quantity/Base number*100

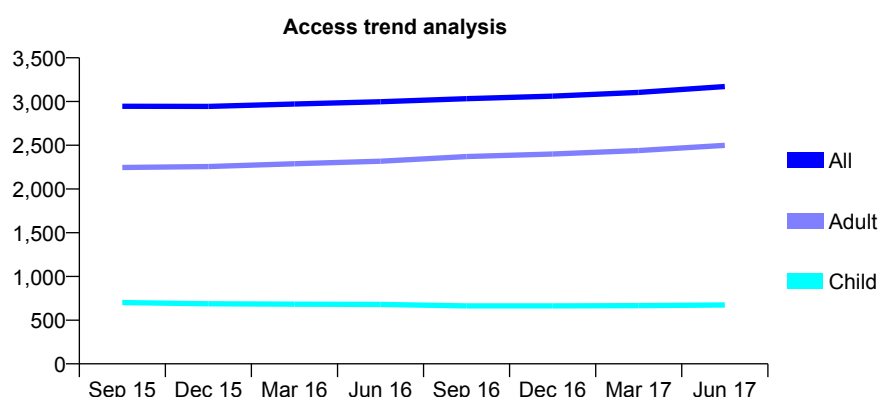
Q65 - Vital Signs At a Glance Contract Report for 199427/0001 - June 2017

Name or company name	Parade Dental Practice Limited
Contract type name	GDS Contract
Purpose of contract	General
Contract start date	01/04/2009
Contract end date	

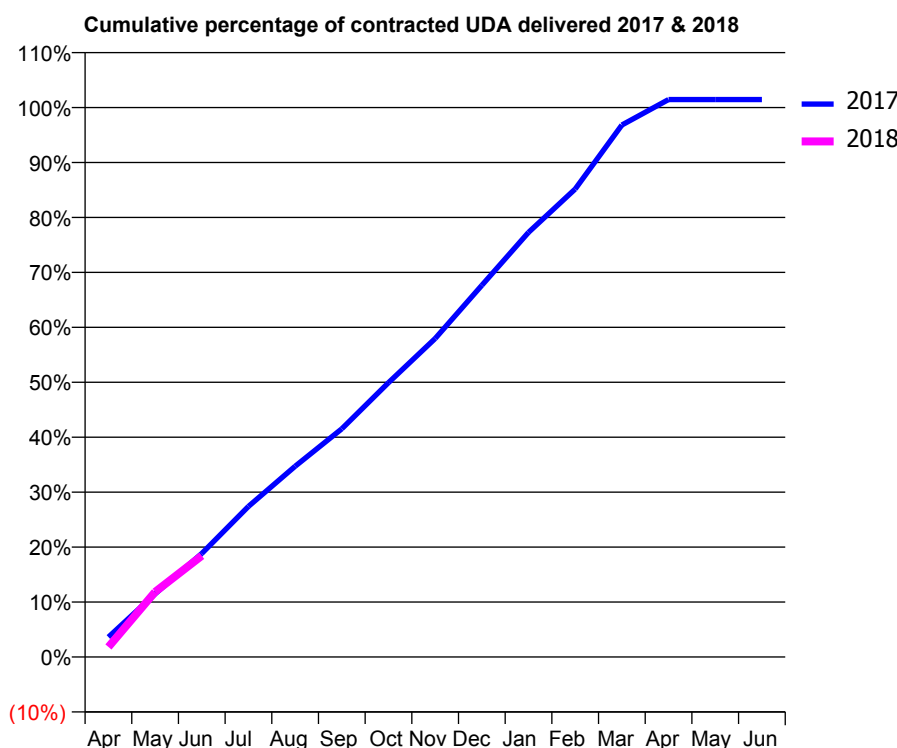
17/18 Contracted general activity (UDA)	7,546
Carry forward general activity (UDA)	0
17/18 Contracted orthodontic activity (UOA)	0
Carry forward orthodontic activity (UOA)	0
Baseline contract value	£201,386.63

ACCESS*

Patients seen in 24 months	Total	Change since previous quarter
Quarter ending June 2016	2,998	
Quarter ending September 2016	3,033	→
Quarter ending December 2016	3,062	→
Quarter ending March 2017	3,104	→
Quarter ending June 2017	3,172	↑
Variance since June 2016	5.8%	↑



ACTIVITY



Adjusted Scheduled Activity (UDA)		
Month	2017	2018
April	274	139
May	867	895
June	1,422	1,390
July	2,069	
August	2,619	
September	3,134	
October	3,767	
November	4,374	
December	5,104	
January	5,831	
February	6,426	
March	7,305	
April	7,655	
May	7,655	
June	7,655	

QUALITY

	Quantity	Base Number	Contract	AT	Region	England
% of FP17s for the same patient ID Re-attending within 3 months - Children	16	181	8.8%	9.4%	11.6%	12.0%
% of FP17s for the same patient ID Re-attending within 3 months - Adults	133	624	21.3%	14.2%	15.9%	16.0%
% of FP17s for the same patient ID Re-attending between 3 & 9 months - Children	53	181	29.3%	62.0%	60.4%	58.0%
% of FP17s for the same patient ID Re-attending between 3 & 9 months - Adults	135	624	21.6%	52.8%	52.3%	50.9%
% of FP17s for Band 1 Urgent Courses	122	643	19.0%	8.0%	9.5%	9.1%
% of FP17s Relating to Free Repair or Replacements	0	643	0.0%	0.9%	0.7%	0.8%
% of FP17s Relating to Continuations	6	643	0.9%	1.3%	1.0%	1.1%
% of Patients satisfied with the dentistry they have received	5	5	N/A	92.5%	91.9%	91.7%
% of Patients satisfied with the time they had to wait for an appointment	5	5	N/A	88.4%	88.0%	88.0%

* This is based on patients treated on this contract for their most recent course of treatment. Figures in italics indicate the base number of FP17s or Patient Questionnaire responses are less than 100. N/A is shown where the base number of responses is less than 10 during the period. % is calculated as Quantity/Base number*100

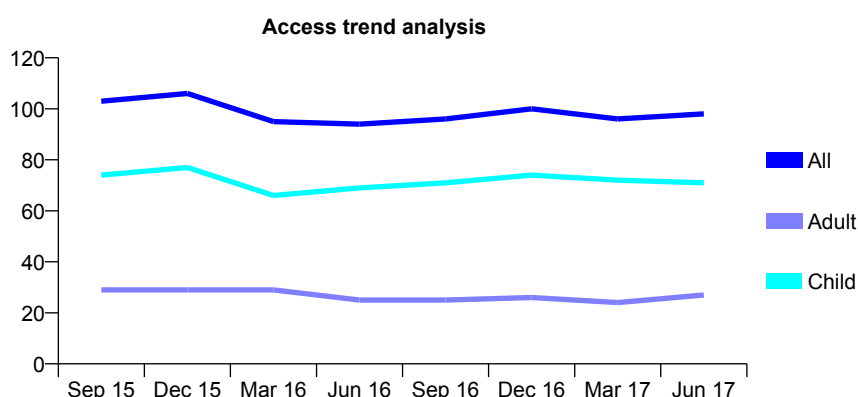
Q65 - Vital Signs At a Glance Contract Report for 210064/0002 - June 2017

Name or company name	MR PE FROUD
Contract type name	GDS Contract
Purpose of contract	General
Contract start date	02/10/2007
Contract end date	

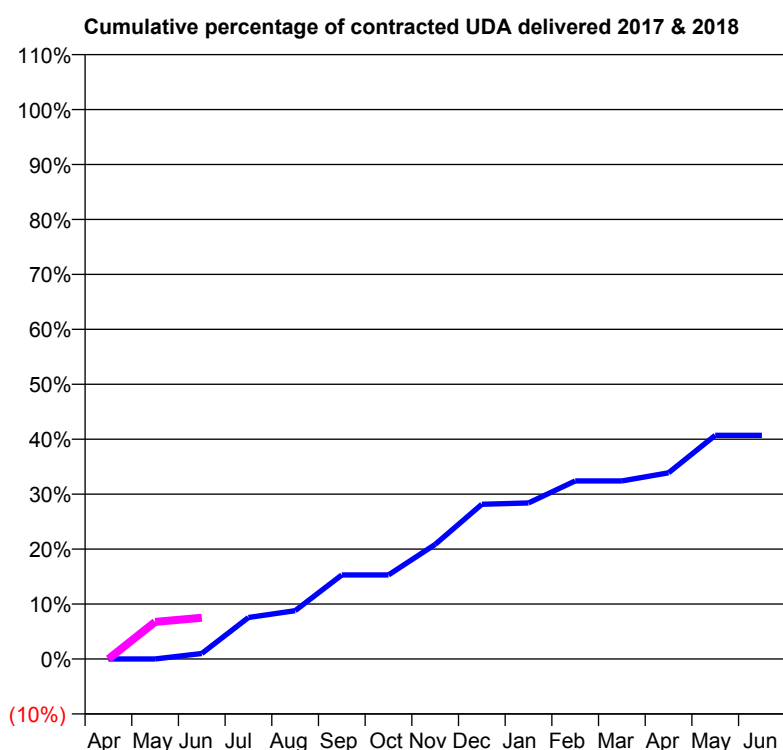
17/18 Contracted general activity (UDA)	400
Carry forward general activity (UDA)	0
17/18 Contracted orthodontic activity (UOA)	0
Carry forward orthodontic activity (UOA)	0
Baseline contract value	£8,871.53

ACCESS*

Patients seen in 24 months	Total	Change since previous quarter
Quarter ending June 2016	94	
Quarter ending September 2016	96	↑
Quarter ending December 2016	100	↑
Quarter ending March 2017	96	↓
Quarter ending June 2017	98	↑
Variance since June 2016	4.3%	↑



ACTIVITY



Adjusted Scheduled Activity (UDA)		
Month	2017	2018
April	0	0
May	0	27
June	4	30
July	30	
August	35	
September	61	
October	61	
November	83	
December	113	
January	114	
February	130	
March	130	
April	136	
May	163	
June	163	

QUALITY

	Quantity	Base Number	Contract	AT	Region	England
% of FP17s for the same patient ID Re-attending within 3 months - Children	0	28	0.0%	9.4%	11.6%	12.0%
% of FP17s for the same patient ID Re-attending within 3 months - Adults	2	12	16.7%	14.2%	15.9%	16.0%
% of FP17s for the same patient ID Re-attending between 3 & 9 months - Children	15	28	53.6%	62.0%	60.4%	58.0%
% of FP17s for the same patient ID Re-attending between 3 & 9 months - Adults	3	12	25.0%	52.8%	52.3%	50.9%
% of FP17s for Band 1 Urgent Courses	0	17	0.0%	8.0%	9.5%	9.1%
% of FP17s Relating to Free Repair or Replacements	0	17	0.0%	0.9%	0.7%	0.8%
% of FP17s Relating to Continuations	0	17	0.0%	1.3%	1.0%	1.1%
% of Patients satisfied with the dentistry they have received	0	0	N/A	92.5%	91.9%	91.7%
% of Patients satisfied with the time they had to wait for an appointment	0	0	N/A	88.4%	88.0%	88.0%

* This is based on patients treated on this contract for their most recent course of treatment. Figures in italics indicate the base number of FP17s or Patient Questionnaire responses are less than 100. N/A is shown where the base number of responses is less than 10 during the period. % is calculated as Quantity/Base number*100

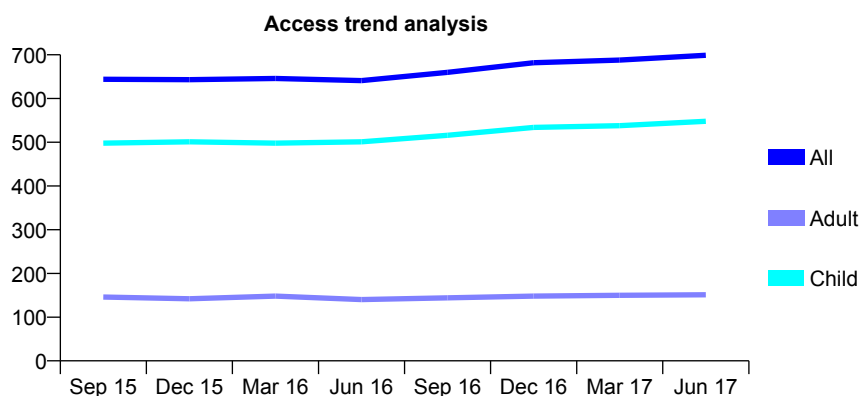
Q65 - Vital Signs At a Glance Contract Report for 210382/0001 - June 2017

Name or company name	MR W GAMBLIN
Contract type name	GDS Contract
Purpose of contract	General
Contract start date	01/04/2006
Contract end date	

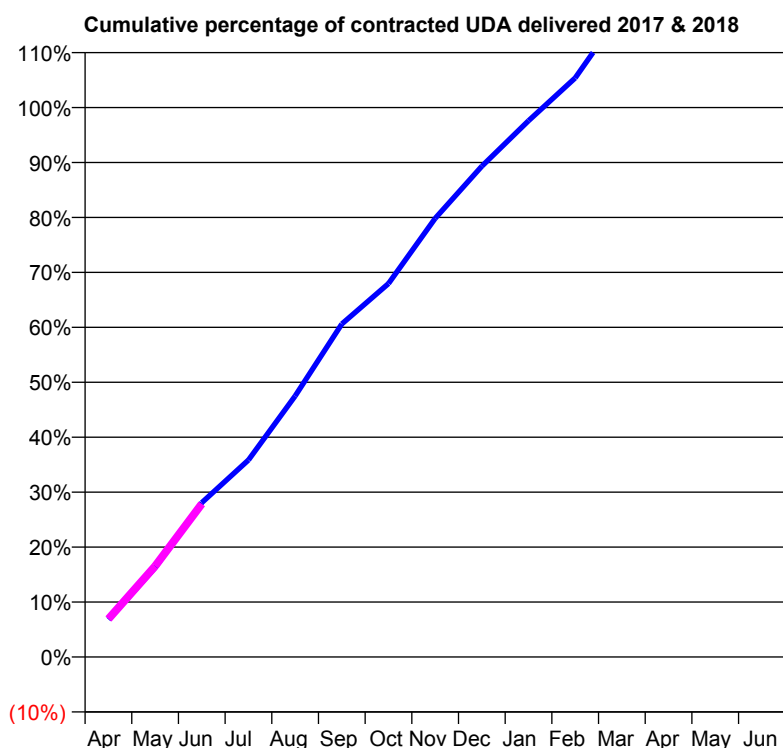
17/18 Contracted general activity (UDA)	1,100
Carry forward general activity (UDA)	0
17/18 Contracted orthodontic activity (UOA)	0
Carry forward orthodontic activity (UOA)	0
Baseline contract value	£24,248.61

ACCESS*

Patients seen in 24 months	Total	Change since previous quarter
Quarter ending June 2016	641	
Quarter ending September 2016	660	↑
Quarter ending December 2016	682	↑
Quarter ending March 2017	688	→
Quarter ending June 2017	699	→
Variance since June 2016	9.0%	↑



ACTIVITY



Month	Adjusted Scheduled Activity (UDA)	
	2017	2018
April	75	76
May	179	182
June	309	307
July	394	
August	523	
September	667	
October	748	
November	878	
December	982	
January	1,074	
February	1,159	
March	1,292	
April	1,320	
May	1,324	
June	1,324	

QUALITY

	Quantity	Base Number	Contract	AT	Region	England
% of FP17s for the same patient ID Re-attending within 3 months - Children	18	258	7.0%	9.4%	11.6%	12.0%
% of FP17s for the same patient ID Re-attending within 3 months - Adults	1	37	2.7%	14.2%	15.9%	16.0%
% of FP17s for the same patient ID Re-attending between 3 & 9 months - Children	183	258	70.9%	62.0%	60.4%	58.0%
% of FP17s for the same patient ID Re-attending between 3 & 9 months - Adults	32	37	86.5%	52.8%	52.3%	50.9%
% of FP17s for Band 1 Urgent Courses	8	269	3.0%	8.0%	9.5%	9.1%
% of FP17s Relating to Free Repair or Replacements	0	269	0.0%	0.9%	0.7%	0.8%
% of FP17s Relating to Continuations	5	269	1.9%	1.3%	1.0%	1.1%
% of Patients satisfied with the dentistry they have received	1	1	N/A	92.5%	91.9%	91.7%
% of Patients satisfied with the time they had to wait for an appointment	1	1	N/A	88.4%	88.0%	88.0%

* This is based on patients treated on this contract for their most recent course of treatment. Figures in italics indicate the base number of FP17s or Patient Questionnaire responses are less than 100. N/A is shown where the base number of responses is less than 10 during the period. % is calculated as Quantity/Base number*100

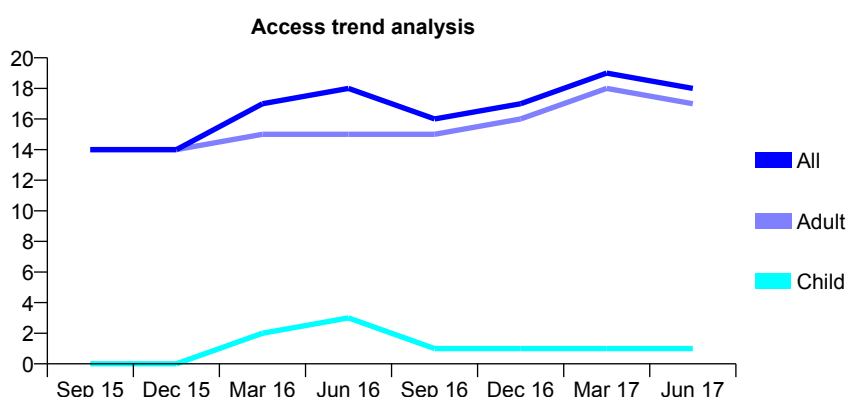
Q65 - Vital Signs At a Glance Contract Report for 220353/0001 - June 2017

Name or company name	MR CN BELL
Contract type name	PDS Contract
Purpose of contract	General
Contract start date	01/04/2006
Contract end date	

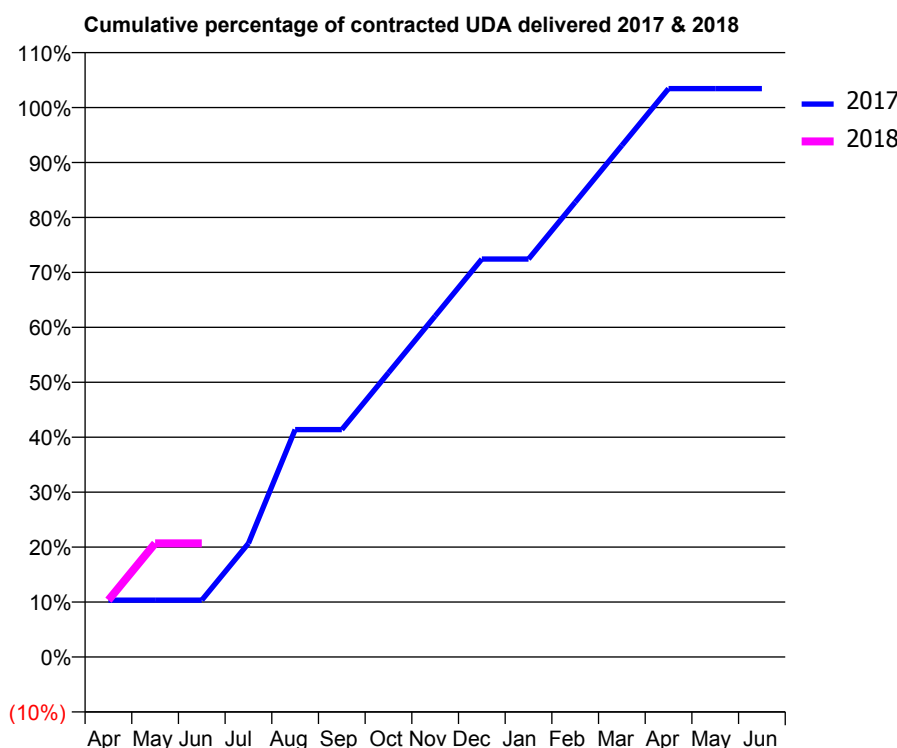
17/18 Contracted general activity (UDA)	29
Carry forward general activity (UDA)	0
17/18 Contracted orthodontic activity (UOA)	0
Carry forward orthodontic activity (UOA)	0
Baseline contract value	£789.90

ACCESS*

Patients seen in 24 months	Total	Change since previous quarter
Quarter ending June 2016	18	
Quarter ending September 2016	16	↓
Quarter ending December 2016	17	↑
Quarter ending March 2017	19	↑
Quarter ending June 2017	18	↓
Variance since June 2016	0.0%	→



ACTIVITY



Adjusted Scheduled Activity (UDA)		
Month	2017	2018
April	3	3
May	3	6
June	3	6
July	6	
August	12	
September	12	
October	15	
November	18	
December	21	
January	21	
February	24	
March	27	
April	30	
May	30	
June	30	

QUALITY

	Quantity	Base Number	Contract	AT	Region	England
% of FP17s for the same patient ID Re-attending within 3 months - Children	0	0	N/A	9.4%	11.6%	12.0%
% of FP17s for the same patient ID Re-attending within 3 months - Adults	0	3	0.0%	14.2%	15.9%	16.0%
% of FP17s for the same patient ID Re-attending between 3 & 9 months - Children	0	0	N/A	62.0%	60.4%	58.0%
% of FP17s for the same patient ID Re-attending between 3 & 9 months - Adults	0	3	0.0%	52.8%	52.3%	50.9%
% of FP17s for Band 1 Urgent Courses	0	2	0.0%	8.0%	9.5%	9.1%
% of FP17s Relating to Free Repair or Replacements	0	2	0.0%	0.9%	0.7%	0.8%
% of FP17s Relating to Continuations	0	2	0.0%	1.3%	1.0%	1.1%
% of Patients satisfied with the dentistry they have received	0	0	N/A	92.5%	91.9%	91.7%
% of Patients satisfied with the time they had to wait for an appointment	0	0	N/A	88.4%	88.0%	88.0%

* This is based on patients treated on this contract for their most recent course of treatment. Figures in italics indicate the base number of FP17s or Patient Questionnaire responses are less than 100. N/A is shown where the base number of responses is less than 10 during the period. % is calculated as Quantity/Base number*100

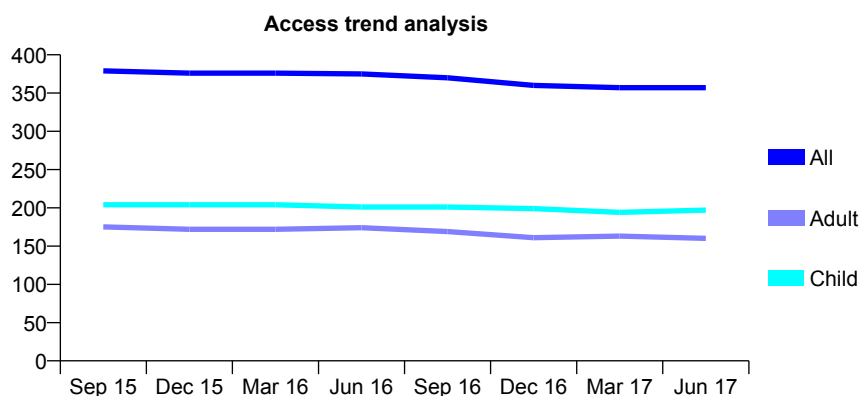
Q65 - Vital Signs At a Glance Contract Report for 220647/0001 - June 2017

Name or company name	MR JP HILL
Contract type name	GDS Contract
Purpose of contract	General
Contract start date	01/04/2006
Contract end date	

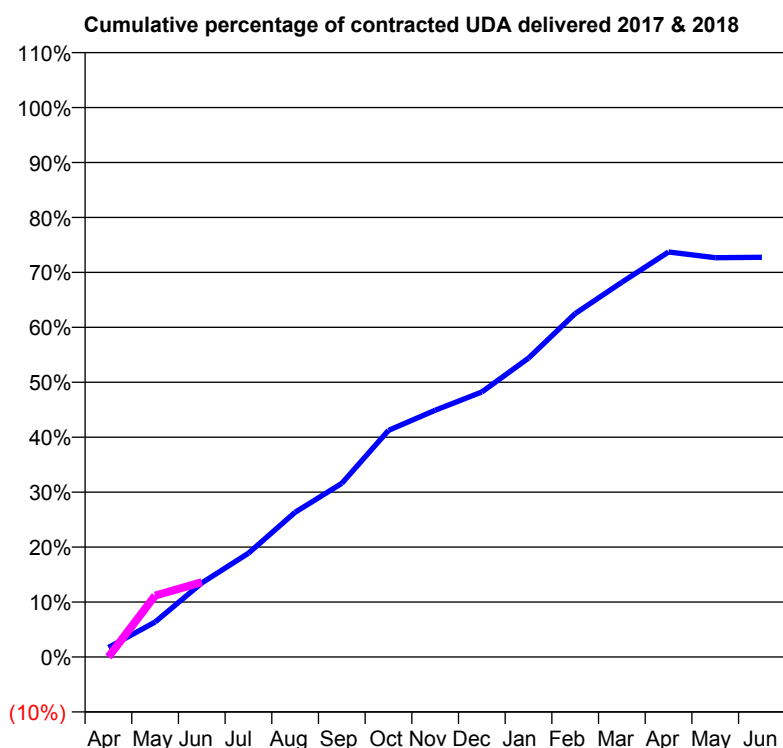
17/18 Contracted general activity (UDA)	1,000
Carry forward general activity (UDA)	0
17/18 Contracted orthodontic activity (UOA)	0
Carry forward orthodontic activity (UOA)	0
Baseline contract value	£22,932.89

ACCESS*

Patients seen in 24 months	Total	Change since previous quarter
Quarter ending June 2016	375	
Quarter ending September 2016	370	↓
Quarter ending December 2016	360	↓
Quarter ending March 2017	357	→
Quarter ending June 2017	357	→
Variance since June 2016	(4.8%)	↓



ACTIVITY



Adjusted Scheduled Activity (UDA)		
Month	2017	2018
April	20	0
May	73	112
June	155	136
July	217	
August	302	
September	363	
October	473	
November	515	
December	553	
January	624	
February	717	
March	782	
April	845	
May	833	
June	834	

QUALITY

	Quantity	Base Number	Contract	AT	Region	England
% of FP17s for the same patient ID Re-attending within 3 months - Children	1	57	1.8%	9.4%	11.6%	12.0%
% of FP17s for the same patient ID Re-attending within 3 months - Adults	9	49	18.4%	14.2%	15.9%	16.0%
% of FP17s for the same patient ID Re-attending between 3 & 9 months - Children	40	57	70.2%	62.0%	60.4%	58.0%
% of FP17s for the same patient ID Re-attending between 3 & 9 months - Adults	29	49	59.2%	52.8%	52.3%	50.9%
% of FP17s for Band 1 Urgent Courses	6	84	7.1%	8.0%	9.5%	9.1%
% of FP17s Relating to Free Repair or Replacements	0	84	0.0%	0.9%	0.7%	0.8%
% of FP17s Relating to Continuations	0	84	0.0%	1.3%	1.0%	1.1%
% of Patients satisfied with the dentistry they have received	1	1	N/A	92.5%	91.9%	91.7%
% of Patients satisfied with the time they had to wait for an appointment	1	1	N/A	88.4%	88.0%	88.0%

* This is based on patients treated on this contract for their most recent course of treatment. Figures in italics indicate the base number of FP17s or Patient Questionnaire responses are less than 100. N/A is shown where the base number of responses is less than 10 during the period. % is calculated as Quantity/Base number*100

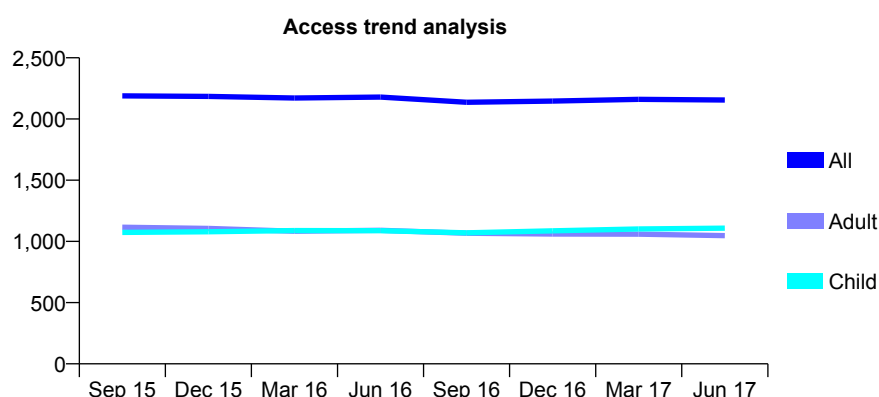
Q65 - Vital Signs At a Glance Contract Report for 222399/0001 - June 2017

Name or company name	MR S KUMORDZIE
Contract type name	GDS Contract
Purpose of contract	General and Orthodontic
Contract start date	01/04/2006
Contract end date	

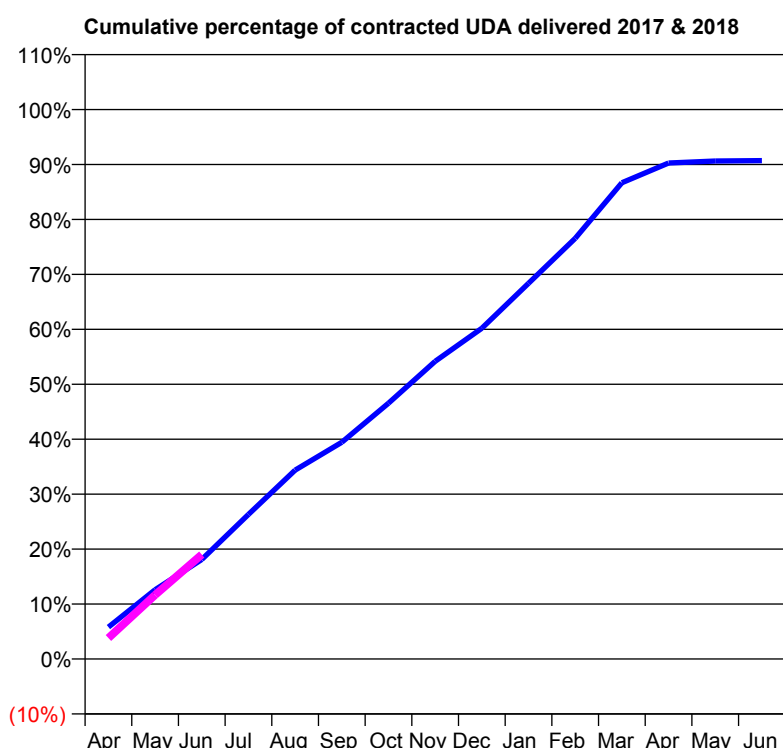
17/18 Contracted general activity (UDA)	5,751
Carry forward general activity (UDA)	0
17/18 Contracted orthodontic activity (UOA)	753
Carry forward orthodontic activity (UOA)	0
Baseline contract value	£184,510.37

ACCESS*

Patients seen in 24 months	Total	Change since previous quarter
Quarter ending June 2016	2,179	
Quarter ending September 2016	2,137	↓
Quarter ending December 2016	2,147	→
Quarter ending March 2017	2,161	→
Quarter ending June 2017	2,155	→
Variance since June 2016	(1.1%)	↓



ACTIVITY



Adjusted Scheduled Activity (UDA)		
Month	2017	2018
April	335	220
May	725	671
June	1,041	1,093
July	1,513	
August	1,977	
September	2,268	
October	2,677	
November	3,116	
December	3,462	
January	3,932	
February	4,403	
March	4,984	
April	5,190	
May	5,211	
June	5,216	

QUALITY

	Quantity	Base Number	Contract	AT	Region	England
% of FP17s for the same patient ID Re-attending within 3 months - Children	53	489	10.8%	9.4%	11.6%	12.0%
% of FP17s for the same patient ID Re-attending within 3 months - Adults	37	319	11.6%	14.2%	15.9%	16.0%
% of FP17s for the same patient ID Re-attending between 3 & 9 months - Children	336	489	68.7%	62.0%	60.4%	58.0%
% of FP17s for the same patient ID Re-attending between 3 & 9 months - Adults	183	319	57.4%	52.8%	52.3%	50.9%
% of FP17s for Band 1 Urgent Courses	20	657	3.0%	8.0%	9.5%	9.1%
% of FP17s Relating to Free Repair or Replacements	2	657	0.3%	0.9%	0.7%	0.8%
% of FP17s Relating to Continuations	1	657	0.2%	1.3%	1.0%	1.1%
% of Patients satisfied with the dentistry they have received	5	5	N/A	92.5%	91.9%	91.7%
% of Patients satisfied with the time they had to wait for an appointment	5	5	N/A	88.4%	88.0%	88.0%

* This is based on patients treated on this contract for their most recent course of treatment. Figures in italics indicate the base number of FP17s or Patient Questionnaire responses are less than 100. N/A is shown where the base number of responses is less than 10 during the period. % is calculated as Quantity/Base number*100

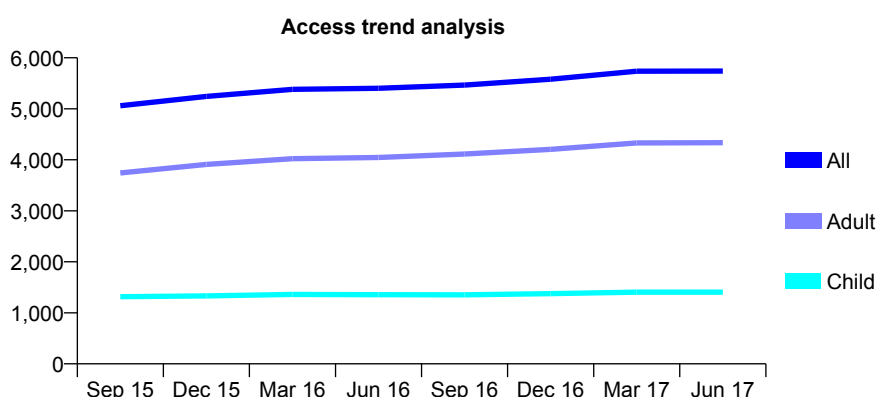
Q65 - Vital Signs At a Glance Contract Report for 251798/0001 - June 2017

Name or company name	MISS KD DAVIES
Contract type name	GDS Contract
Purpose of contract	General
Contract start date	24/01/2014
Contract end date	

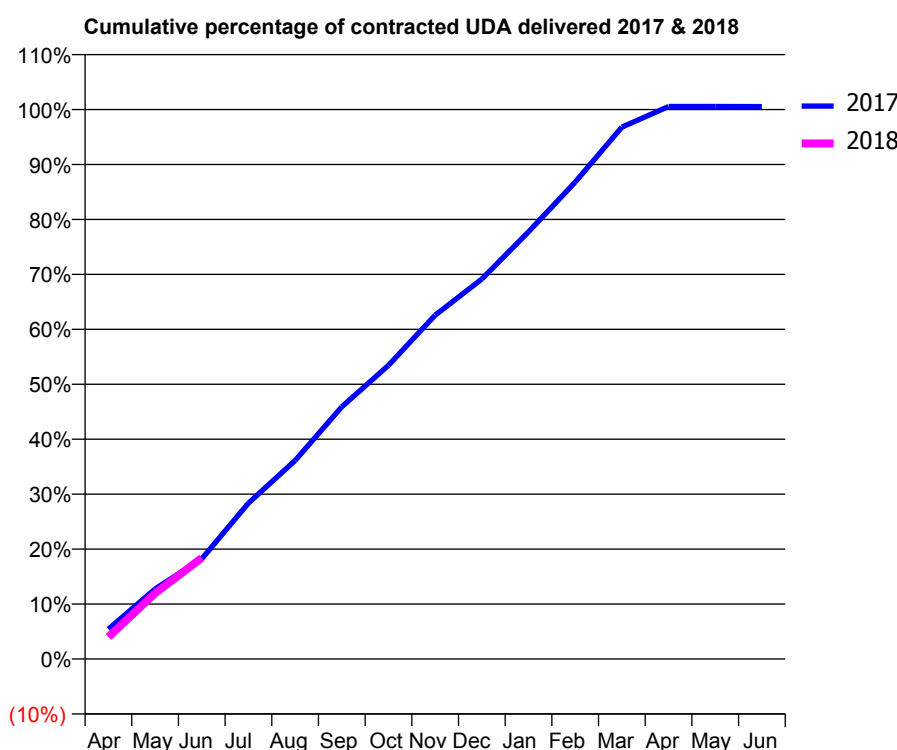
17/18 Contracted general activity (UDA)	14,138
Carry forward general activity (UDA)	0
17/18 Contracted orthodontic activity (UOA)	0
Carry forward orthodontic activity (UOA)	0
Baseline contract value	£367,079.25

ACCESS*

Patients seen in 24 months	Total	Change since previous quarter
Quarter ending June 2016	5,403	
Quarter ending September 2016	5,466	→
Quarter ending December 2016	5,581	↑
Quarter ending March 2017	5,736	↑
Quarter ending June 2017	5,740	→
Variance since June 2016	6.2%	↑



ACTIVITY



Month	Adjusted Scheduled Activity (UDA)	
	2017	2018
April	770	567
May	1,804	1,694
June	2,578	2,603
July	4,013	
August	5,108	
September	6,489	
October	7,556	
November	8,846	
December	9,776	
January	10,989	
February	12,271	
March	13,685	
April	14,215	
May	14,216	
June	14,212	

QUALITY

	Quantity	Base Number	Contract	AT	Region	England
% of FP17s for the same patient ID Re-attending within 3 months - Children	48	627	7.7%	9.4%	11.6%	12.0%
% of FP17s for the same patient ID Re-attending within 3 months - Adults	246	1,646	14.9%	14.2%	15.9%	16.0%
% of FP17s for the same patient ID Re-attending between 3 & 9 months - Children	449	627	71.6%	62.0%	60.4%	58.0%
% of FP17s for the same patient ID Re-attending between 3 & 9 months - Adults	937	1,646	56.9%	52.8%	52.3%	50.9%
% of FP17s for Band 1 Urgent Courses	92	1,472	6.3%	8.0%	9.5%	9.1%
% of FP17s Relating to Free Repair or Replacements	20	1,472	1.4%	0.9%	0.7%	0.8%
% of FP17s Relating to Continuations	11	1,472	0.7%	1.3%	1.0%	1.1%
% of Patients satisfied with the dentistry they have received	18	18	100.0%	92.5%	91.9%	91.7%
% of Patients satisfied with the time they had to wait for an appointment	18	18	100.0%	88.4%	88.0%	88.0%

* This is based on patients treated on this contract for their most recent course of treatment. Figures in italics indicate the base number of FP17s or Patient Questionnaire responses are less than 100. N/A is shown where the base number of responses is less than 10 during the period. % is calculated as Quantity/Base number*100

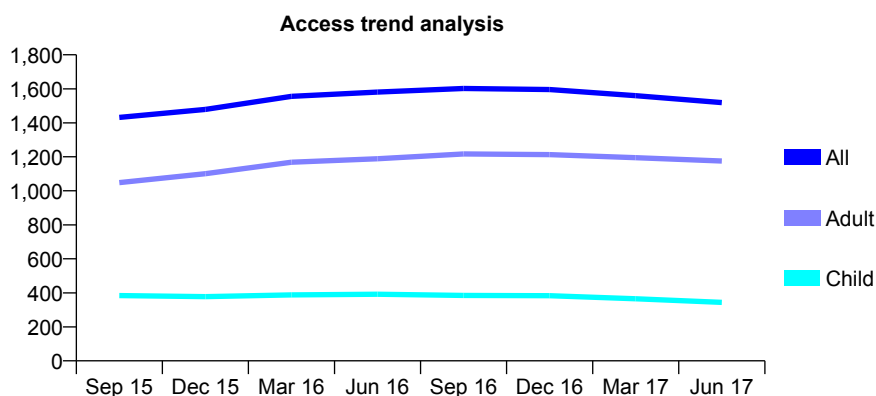
Q65 - Vital Signs At a Glance Contract Report for 322148/0001 - June 2017

Name or company name	Elgin Park Dental Partnership
Contract type name	GDS Contract
Purpose of contract	General
Contract start date	01/04/2006
Contract end date	

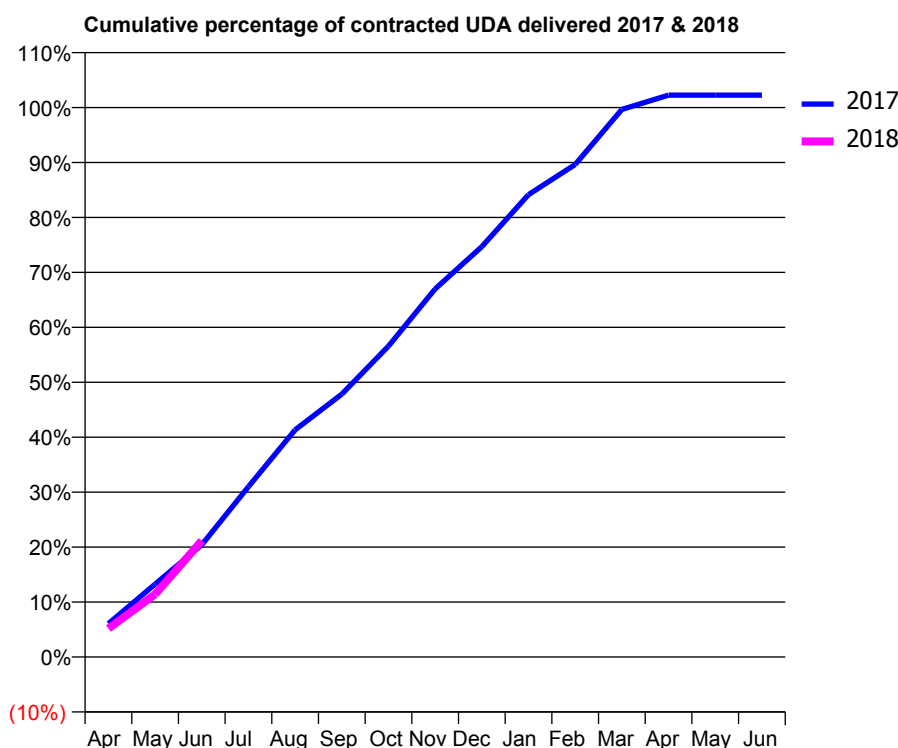
17/18 Contracted general activity (UDA)	4,243
Carry forward general activity (UDA)	0
17/18 Contracted orthodontic activity (UOA)	0
Carry forward orthodontic activity (UOA)	0
Baseline contract value	£103,342.17

ACCESS*

Patients seen in 24 months	Total	Change since previous quarter
Quarter ending June 2016	1,581	
Quarter ending September 2016	1,602	→
Quarter ending December 2016	1,596	→
Quarter ending March 2017	1,560	↓
Quarter ending June 2017	1,519	↓
Variance since June 2016	(3.9%)	↓



ACTIVITY



Adjusted Scheduled Activity (UDA)		
Month	2017	2018
April	258	220
May	563	485
June	867	898
July	1,315	
August	1,754	
September	2,030	
October	2,400	
November	2,843	
December	3,169	
January	3,570	
February	3,803	
March	4,228	
April	4,338	
May	4,338	
June	4,338	

QUALITY

	Quantity	Base Number	Contract	AT	Region	England
% of FP17s for the same patient ID Re-attending within 3 months - Children	6	135	4.4%	9.4%	11.6%	12.0%
% of FP17s for the same patient ID Re-attending within 3 months - Adults	52	390	13.3%	14.2%	15.9%	16.0%
% of FP17s for the same patient ID Re-attending between 3 & 9 months - Children	106	135	78.5%	62.0%	60.4%	58.0%
% of FP17s for the same patient ID Re-attending between 3 & 9 months - Adults	248	390	63.6%	52.8%	52.3%	50.9%
% of FP17s for Band 1 Urgent Courses	60	462	13.0%	8.0%	9.5%	9.1%
% of FP17s Relating to Free Repair or Replacements	0	462	0.0%	0.9%	0.7%	0.8%
% of FP17s Relating to Continuations	0	462	0.0%	1.3%	1.0%	1.1%
% of Patients satisfied with the dentistry they have received	5	5	N/A	92.5%	91.9%	91.7%
% of Patients satisfied with the time they had to wait for an appointment	3	5	N/A	88.4%	88.0%	88.0%

* This is based on patients treated on this contract for their most recent course of treatment. Figures in italics indicate the base number of FP17s or Patient Questionnaire responses are less than 100. N/A is shown where the base number of responses is less than 10 during the period. % is calculated as Quantity/Base number*100

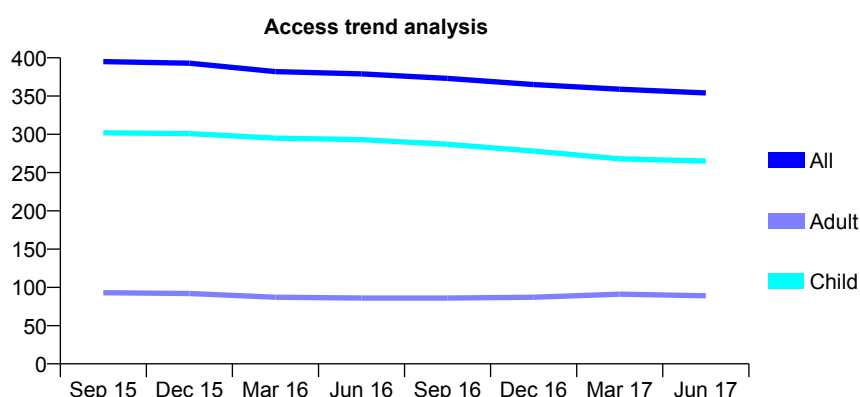
Q65 - Vital Signs At a Glance Contract Report for 32237/0002 - June 2017

Name or company name	MR DC MASON
Contract type name	GDS Contract
Purpose of contract	General
Contract start date	01/04/2006
Contract end date	

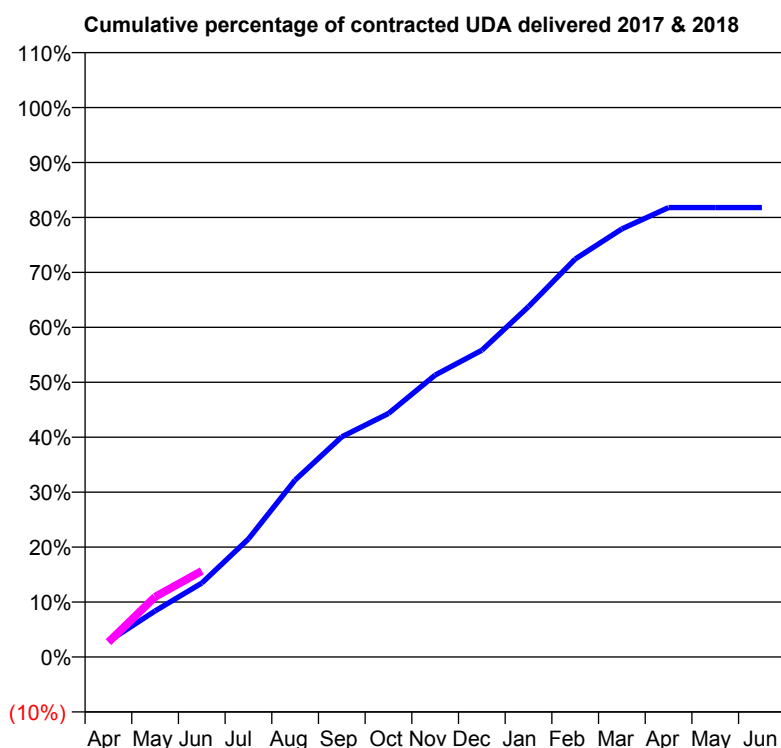
17/18 Contracted general activity (UDA)	850
Carry forward general activity (UDA)	0
17/18 Contracted orthodontic activity (UOA)	0
Carry forward orthodontic activity (UOA)	0
Baseline contract value	£20,730.17

ACCESS*

Patients seen in 24 months	Total	Change since previous quarter
Quarter ending June 2016	379	
Quarter ending September 2016	373	↓
Quarter ending December 2016	365	↓
Quarter ending March 2017	359	↓
Quarter ending June 2017	354	↓
Variance since June 2016	(6.6%)	↓



ACTIVITY



Month	Adjusted Scheduled Activity (UDA)	
	2017	2018
April	24	23
May	71	93
June	114	133
July	183	
August	274	
September	341	
October	377	
November	436	
December	475	
January	542	
February	616	
March	662	
April	695	
May	695	
June	695	

QUALITY

	Quantity	Base Number	Contract	AT	Region	England
% of FP17s for the same patient ID Re-attending within 3 months - Children	5	101	5.0%	9.4%	11.6%	12.0%
% of FP17s for the same patient ID Re-attending within 3 months - Adults	0	23	0.0%	14.2%	15.9%	16.0%
% of FP17s for the same patient ID Re-attending between 3 & 9 months - Children	73	101	72.3%	62.0%	60.4%	58.0%
% of FP17s for the same patient ID Re-attending between 3 & 9 months - Adults	17	23	73.9%	52.8%	52.3%	50.9%
% of FP17s for Band 1 Urgent Courses	1	102	1.0%	8.0%	9.5%	9.1%
% of FP17s Relating to Free Repair or Replacements	0	102	0.0%	0.9%	0.7%	0.8%
% of FP17s Relating to Continuations	0	102	0.0%	1.3%	1.0%	1.1%
% of Patients satisfied with the dentistry they have received	2	2	N/A	92.5%	91.9%	91.7%
% of Patients satisfied with the time they had to wait for an appointment	2	2	N/A	88.4%	88.0%	88.0%

* This is based on patients treated on this contract for their most recent course of treatment. Figures in italics indicate the base number of FP17s or Patient Questionnaire responses are less than 100. N/A is shown where the base number of responses is less than 10 during the period. % is calculated as Quantity/Base number*100

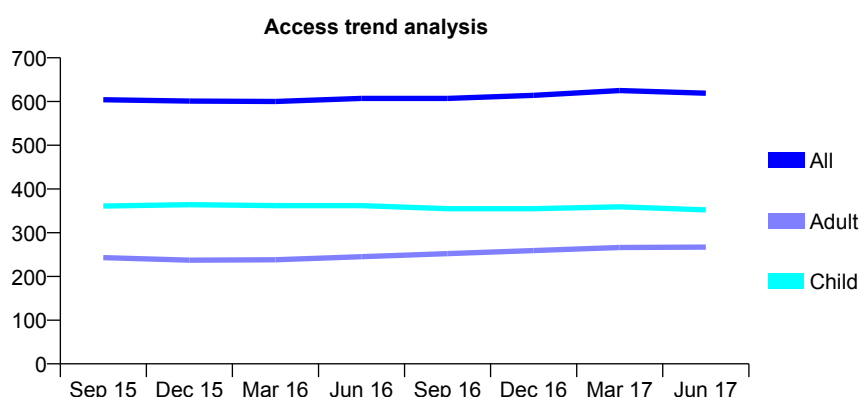
Q65 - Vital Signs At a Glance Contract Report for 328316/0001 - June 2017

Name or company name	MR JM TRIGG
Contract type name	GDS Contract
Purpose of contract	General
Contract start date	01/04/2006
Contract end date	

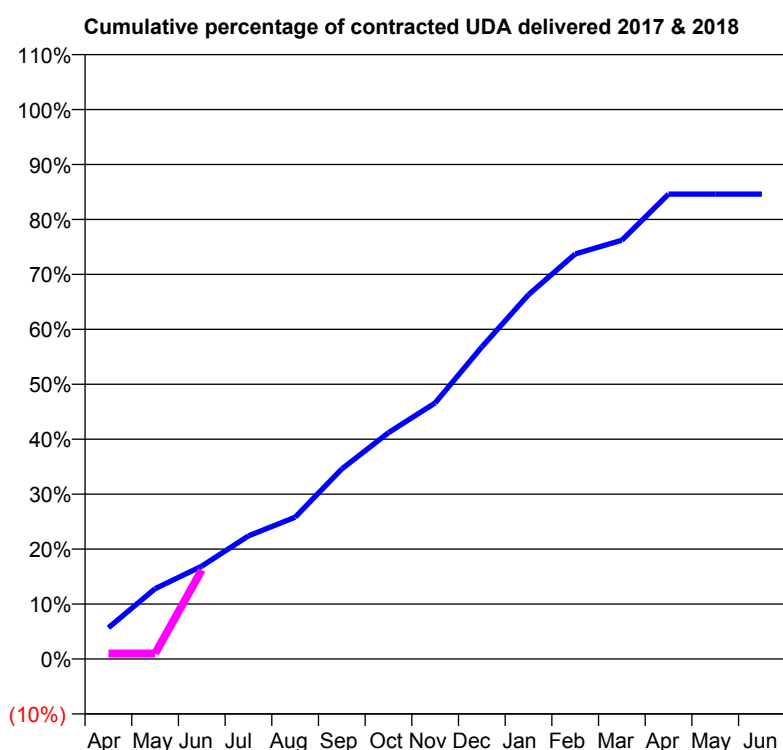
17/18 Contracted general activity (UDA)	1,000
Carry forward general activity (UDA)	0
17/18 Contracted orthodontic activity (UOA)	0
Carry forward orthodontic activity (UOA)	0
Baseline contract value	£24,286.42

ACCESS*

Patients seen in 24 months	Total	Change since previous quarter
Quarter ending June 2016	607	
Quarter ending September 2016	607	→
Quarter ending December 2016	614	→
Quarter ending March 2017	625	→
Quarter ending June 2017	619	→
Variance since June 2016	2.0%	→



ACTIVITY



Adjusted Scheduled Activity (UDA)		
Month	2017	2018
April	57	10
May	128	10
June	169	162
July	224	
August	258	
September	346	
October	412	
November	466	
December	568	
January	663	
February	737	
March	762	
April	846	
May	846	
June	846	

QUALITY

	Quantity	Base Number	Contract	AT	Region	England
% of FP17s for the same patient ID Re-attending within 3 months - Children	3	141	2.1%	9.4%	11.6%	12.0%
% of FP17s for the same patient ID Re-attending within 3 months - Adults	1	66	1.5%	14.2%	15.9%	16.0%
% of FP17s for the same patient ID Re-attending between 3 & 9 months - Children	83	141	58.9%	62.0%	60.4%	58.0%
% of FP17s for the same patient ID Re-attending between 3 & 9 months - Adults	28	66	42.4%	52.8%	52.3%	50.9%
% of FP17s for Band 1 Urgent Courses	0	136	0.0%	8.0%	9.5%	9.1%
% of FP17s Relating to Free Repair or Replacements	0	136	0.0%	0.9%	0.7%	0.8%
% of FP17s Relating to Continuations	0	136	0.0%	1.3%	1.0%	1.1%
% of Patients satisfied with the dentistry they have received	1	1	N/A	92.5%	91.9%	91.7%
% of Patients satisfied with the time they had to wait for an appointment	1	1	N/A	88.4%	88.0%	88.0%

* This is based on patients treated on this contract for their most recent course of treatment. Figures in italics indicate the base number of FP17s or Patient Questionnaire responses are less than 100. N/A is shown where the base number of responses is less than 10 during the period. % is calculated as Quantity/Base number*100

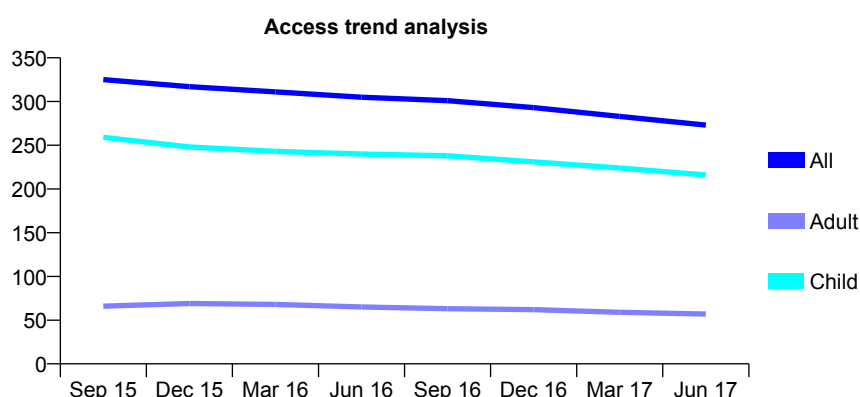
Q65 - Vital Signs At a Glance Contract Report for 331163/0001 - June 2017

Name or company name	MR JR HATFIELD
Contract type name	GDS Contract
Purpose of contract	General
Contract start date	01/04/2006
Contract end date	

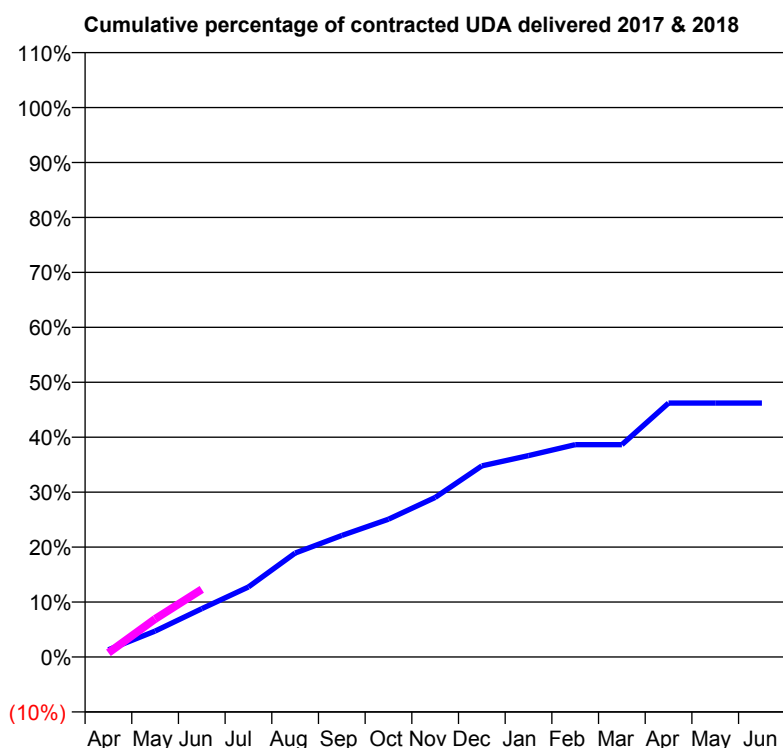
17/18 Contracted general activity (UDA)	909
Carry forward general activity (UDA)	0
17/18 Contracted orthodontic activity (UOA)	0
Carry forward orthodontic activity (UOA)	0
Baseline contract value	£18,510.39

ACCESS*

Patients seen in 24 months	Total	Change since previous quarter
Quarter ending June 2016	305	
Quarter ending September 2016	301	↓
Quarter ending December 2016	293	↓
Quarter ending March 2017	283	↓
Quarter ending June 2017	273	↓
Variance since June 2016	(10.5%)	↓



ACTIVITY



Month	Adjusted Scheduled Activity (UDA)	
	2017	2018
April	12	7
May	43	63
June	80	112
July	116	
August	172	
September	201	
October	228	
November	264	
December	316	
January	333	
February	351	
March	351	
April	420	
May	420	
June	420	

QUALITY

	Quantity	Base Number	Contract	AT	Region	England
% of FP17s for the same patient ID Re-attending within 3 months - Children	3	90	3.3%	9.4%	11.6%	12.0%
% of FP17s for the same patient ID Re-attending within 3 months - Adults	0	10	0.0%	14.2%	15.9%	16.0%
% of FP17s for the same patient ID Re-attending between 3 & 9 months - Children	63	90	70.0%	62.0%	60.4%	58.0%
% of FP17s for the same patient ID Re-attending between 3 & 9 months - Adults	6	10	60.0%	52.8%	52.3%	50.9%
% of FP17s for Band 1 Urgent Courses	0	59	0.0%	8.0%	9.5%	9.1%
% of FP17s Relating to Free Repair or Replacements	0	59	0.0%	0.9%	0.7%	0.8%
% of FP17s Relating to Continuations	0	59	0.0%	1.3%	1.0%	1.1%
% of Patients satisfied with the dentistry they have received	0	0	N/A	92.5%	91.9%	91.7%
% of Patients satisfied with the time they had to wait for an appointment	0	0	N/A	88.4%	88.0%	88.0%

* This is based on patients treated on this contract for their most recent course of treatment. Figures in italics indicate the base number of FP17s or Patient Questionnaire responses are less than 100. N/A is shown where the base number of responses is less than 10 during the period. % is calculated as Quantity/Base number*100

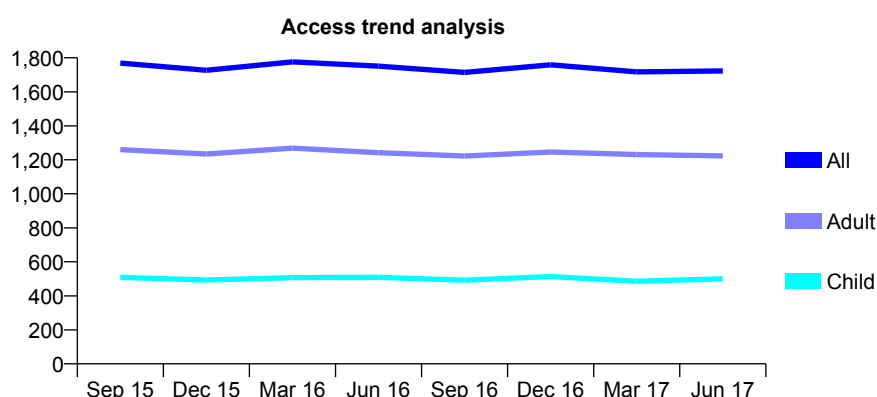
Q65 - Vital Signs At a Glance Contract Report for 339636/0001 - June 2017

Name or company name	MRS J ZEINALI
Contract type name	GDS Contract
Purpose of contract	General
Contract start date	01/04/2006
Contract end date	

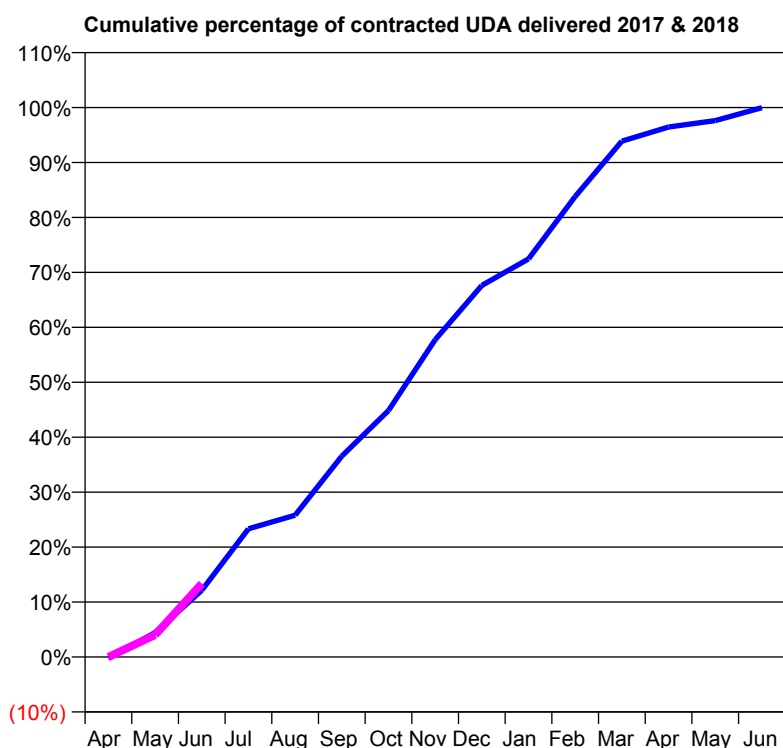
17/18 Contracted general activity (UDA)	5,939
Carry forward general activity (UDA)	0
17/18 Contracted orthodontic activity (UOA)	0
Carry forward orthodontic activity (UOA)	0
Baseline contract value	£142,427.21

ACCESS*

Patients seen in 24 months	Total	Change since previous quarter
Quarter ending June 2016	1,751	
Quarter ending September 2016	1,714	↓
Quarter ending December 2016	1,759	↑
Quarter ending March 2017	1,717	↓
Quarter ending June 2017	1,723	→
Variance since June 2016	(1.6%)	↓



ACTIVITY



Adjusted Scheduled Activity (UDA)		
Month	2017	2018
April	-16	0
May	265	239
June	722	793
July	1,386	
August	1,532	
September	2,171	
October	2,664	
November	3,429	
December	4,015	
January	4,303	
February	4,977	
March	5,576	
April	5,728	
May	5,798	
June	5,937	

QUALITY

	Quantity	Base Number	Contract	AT	Region	England
% of FP17s for the same patient ID Re-attending within 3 months - Children	22	157	14.0%	9.4%	11.6%	12.0%
% of FP17s for the same patient ID Re-attending within 3 months - Adults	69	355	19.4%	14.2%	15.9%	16.0%
% of FP17s for the same patient ID Re-attending between 3 & 9 months - Children	72	157	45.9%	62.0%	60.4%	58.0%
% of FP17s for the same patient ID Re-attending between 3 & 9 months - Adults	199	355	56.1%	52.8%	52.3%	50.9%
% of FP17s for Band 1 Urgent Courses	42	364	11.5%	8.0%	9.5%	9.1%
% of FP17s Relating to Free Repair or Replacements	1	364	0.3%	0.9%	0.7%	0.8%
% of FP17s Relating to Continuations	2	364	0.5%	1.3%	1.0%	1.1%
% of Patients satisfied with the dentistry they have received	3	3	N/A	92.5%	91.9%	91.7%
% of Patients satisfied with the time they had to wait for an appointment	2	3	N/A	88.4%	88.0%	88.0%

* This is based on patients treated on this contract for their most recent course of treatment. Figures in italics indicate the base number of FP17s or Patient Questionnaire responses are less than 100. N/A is shown where the base number of responses is less than 10 during the period. % is calculated as Quantity/Base number*100

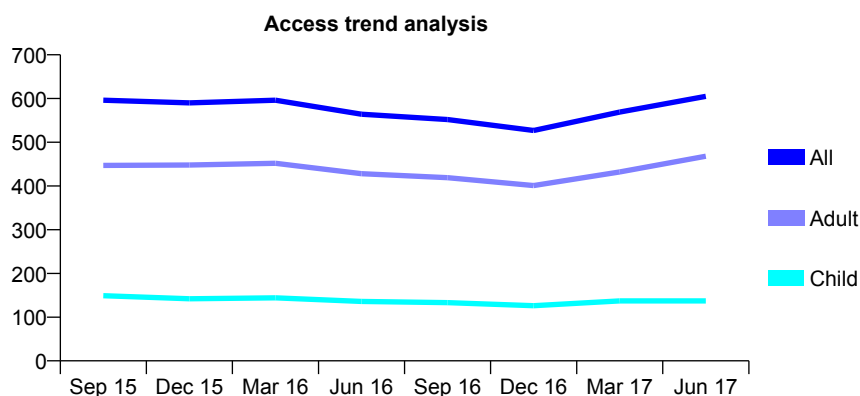
Q65 - Vital Signs At a Glance Contract Report for 339636/0002 - June 2017

Name or company name	MRS J ZEINALI
Contract type name	GDS Contract
Purpose of contract	General
Contract start date	01/04/2006
Contract end date	

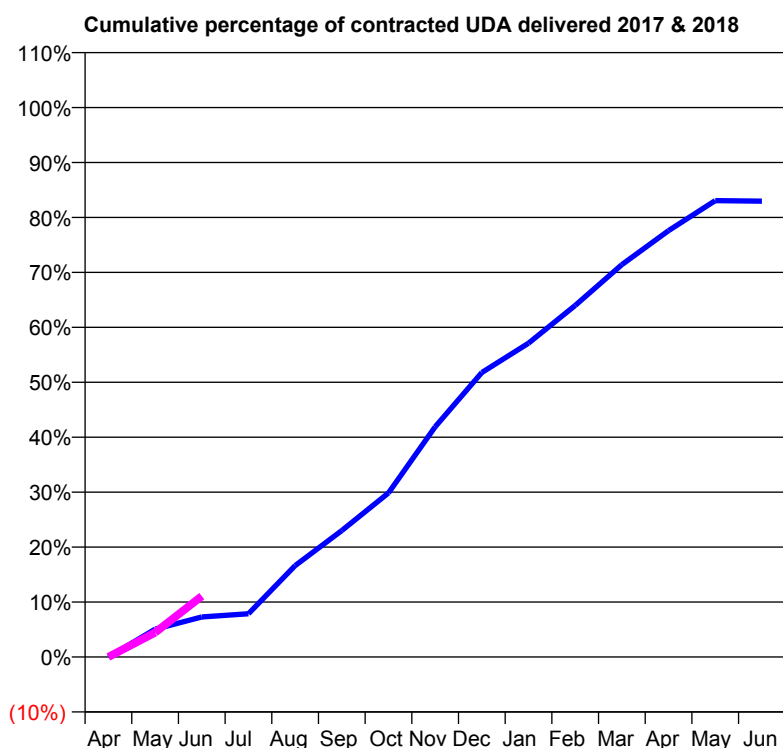
17/18 Contracted general activity (UDA)	2,235
Carry forward general activity (UDA)	0
17/18 Contracted orthodontic activity (UOA)	0
Carry forward orthodontic activity (UOA)	0
Baseline contract value	£54,436.35

ACCESS*

Patients seen in 24 months	Total	Change since previous quarter
Quarter ending June 2016	564	
Quarter ending September 2016	552	↓
Quarter ending December 2016	527	↓
Quarter ending March 2017	569	↑
Quarter ending June 2017	605	↑
Variance since June 2016	7.3%	↑



ACTIVITY



Adjusted Scheduled Activity (UDA)		
Month	2017	2018
April	0	0
May	113	100
June	163	248
July	176	
August	372	
September	514	
October	667	
November	936	
December	1,157	
January	1,276	
February	1,430	
March	1,596	
April	1,734	
May	1,856	
June	1,854	

QUALITY

	Quantity	Base Number	Contract	AT	Region	England
% of FP17s for the same patient ID Re-attending within 3 months - Children	0	34	0.0%	9.4%	11.6%	12.0%
% of FP17s for the same patient ID Re-attending within 3 months - Adults	26	193	13.5%	14.2%	15.9%	16.0%
% of FP17s for the same patient ID Re-attending between 3 & 9 months - Children	19	34	55.9%	62.0%	60.4%	58.0%
% of FP17s for the same patient ID Re-attending between 3 & 9 months - Adults	81	193	42.0%	52.8%	52.3%	50.9%
% of FP17s for Band 1 Urgent Courses	28	130	21.5%	8.0%	9.5%	9.1%
% of FP17s Relating to Free Repair or Replacements	0	130	0.0%	0.9%	0.7%	0.8%
% of FP17s Relating to Continuations	1	130	0.8%	1.3%	1.0%	1.1%
% of Patients satisfied with the dentistry they have received	2	2	N/A	92.5%	91.9%	91.7%
% of Patients satisfied with the time they had to wait for an appointment	2	2	N/A	88.4%	88.0%	88.0%

* This is based on patients treated on this contract for their most recent course of treatment. Figures in italics indicate the base number of FP17s or Patient Questionnaire responses are less than 100. N/A is shown where the base number of responses is less than 10 during the period. % is calculated as Quantity/Base number*100

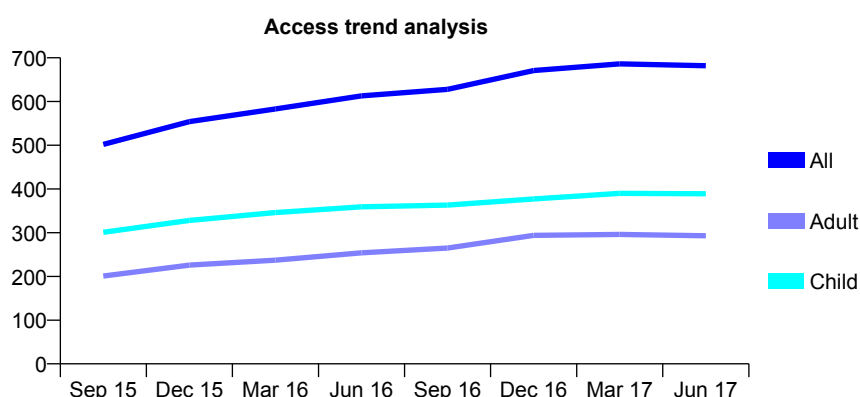
Q65 - Vital Signs At a Glance Contract Report for 342408/0001 - June 2017

Name or company name	MR DA CHAPMAN
Contract type name	GDS Contract
Purpose of contract	General and Orthodontic
Contract start date	01/12/2014
Contract end date	

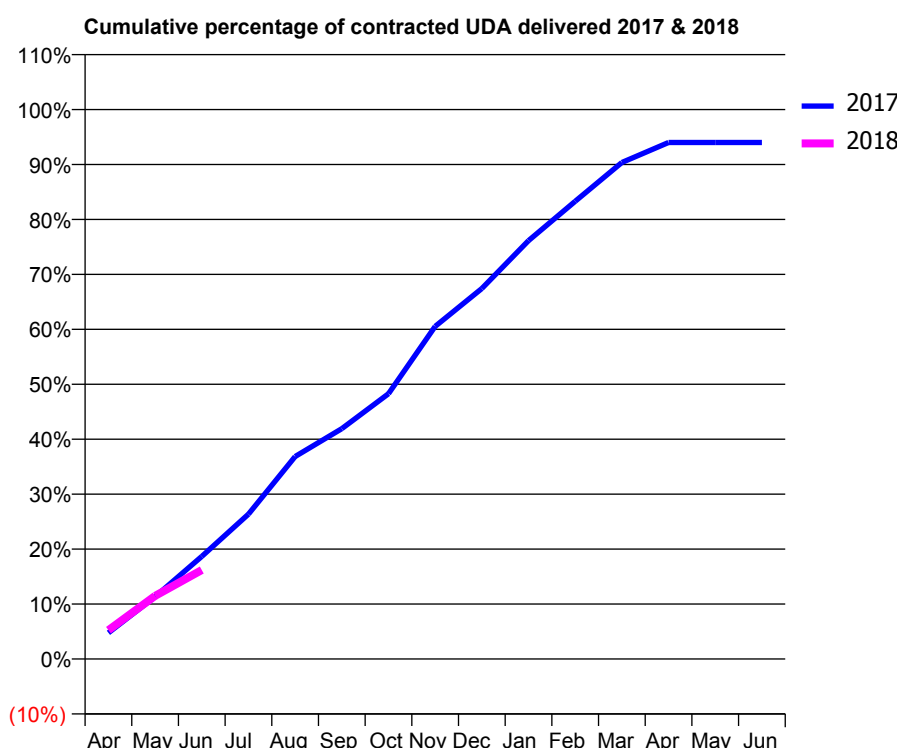
17/18 Contracted general activity (UDA)	1,770
Carry forward general activity (UDA)	0
17/18 Contracted orthodontic activity (UOA)	0
Carry forward orthodontic activity (UOA)	0
Baseline contract value	£45,036.16

ACCESS*

Patients seen in 24 months	Total	Change since previous quarter
Quarter ending June 2016	613	
Quarter ending September 2016	628	↑
Quarter ending December 2016	671	↑
Quarter ending March 2017	686	↑
Quarter ending June 2017	682	→
Variance since June 2016	11.3%	↑



ACTIVITY



Month	Adjusted Scheduled Activity (UDA)	
	2017	2018
April	86	93
May	204	203
June	337	287
July	475	
August	664	
September	755	
October	870	
November	1,091	
December	1,215	
January	1,372	
February	1,501	
March	1,628	
April	1,694	
May	1,694	
June	1,694	

QUALITY

	Quantity	Base Number	Contract	AT	Region	England
% of FP17s for the same patient ID Re-attending within 3 months - Children	6	153	3.9%	9.4%	11.6%	12.0%
% of FP17s for the same patient ID Re-attending within 3 months - Adults	17	87	19.5%	14.2%	15.9%	16.0%
% of FP17s for the same patient ID Re-attending between 3 & 9 months - Children	106	153	69.3%	62.0%	60.4%	58.0%
% of FP17s for the same patient ID Re-attending between 3 & 9 months - Adults	47	87	54.0%	52.8%	52.3%	50.9%
% of FP17s for Band 1 Urgent Courses	13	215	6.0%	8.0%	9.5%	9.1%
% of FP17s Relating to Free Repair or Replacements	0	215	0.0%	0.9%	0.7%	0.8%
% of FP17s Relating to Continuations	1	215	0.5%	1.3%	1.0%	1.1%
% of Patients satisfied with the dentistry they have received	1	1	N/A	92.5%	91.9%	91.7%
% of Patients satisfied with the time they had to wait for an appointment	1	1	N/A	88.4%	88.0%	88.0%

* This is based on patients treated on this contract for their most recent course of treatment. Figures in italics indicate the base number of FP17s or Patient Questionnaire responses are less than 100. N/A is shown where the base number of responses is less than 10 during the period. % is calculated as Quantity/Base number*100

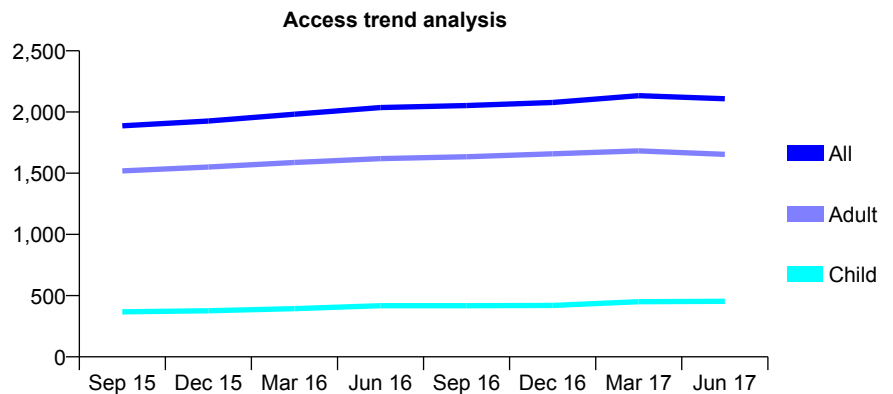
Q65 - Vital Signs At a Glance Contract Report for 364800/0001 - June 2017

Name or company name	Twindent Dental Care Partnership
Contract type name	GDS Contract
Purpose of contract	General
Contract start date	01/04/2012
Contract end date	

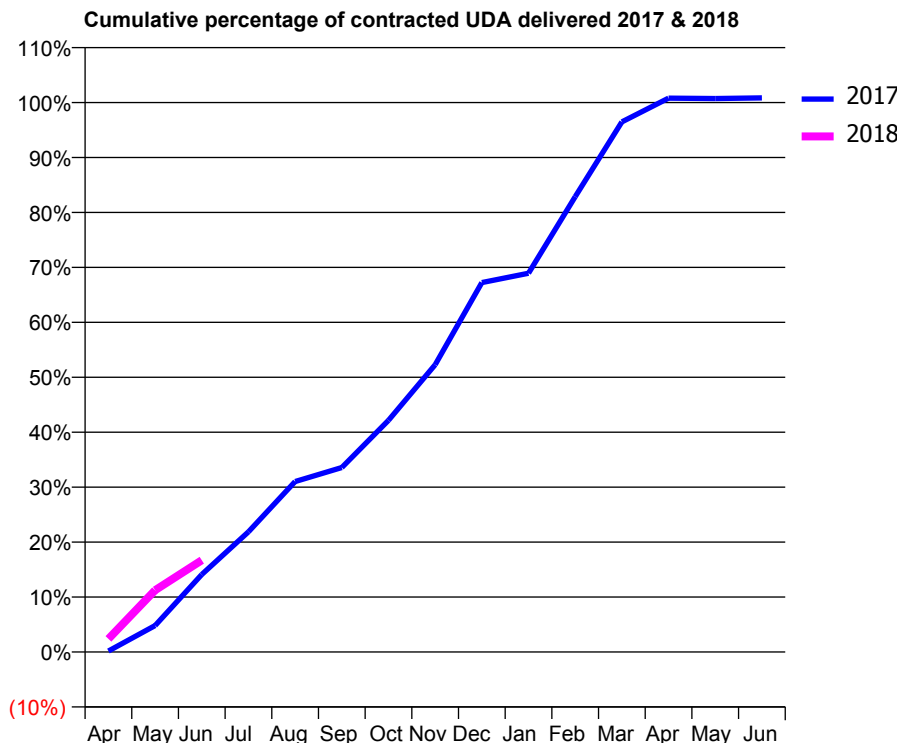
17/18 Contracted general activity (UDA)	5,601
Carry forward general activity (UDA)	0
17/18 Contracted orthodontic activity (UOA)	0
Carry forward orthodontic activity (UOA)	0
Baseline contract value	£124,387.87

ACCESS*

Patients seen in 24 months	Total	Change since previous quarter
Quarter ending June 2016	2,037	
Quarter ending September 2016	2,053	→
Quarter ending December 2016	2,078	→
Quarter ending March 2017	2,133	↑
Quarter ending June 2017	2,108	↓
Variance since June 2016	3.5%	↑



ACTIVITY



Adjusted Scheduled Activity (UDA)		
Month	2017	2018
April	10	134
May	269	630
June	791	936
July	1,226	
August	1,738	
September	1,880	
October	2,362	
November	2,928	
December	3,766	
January	3,861	
February	4,641	
March	5,404	
April	5,646	
May	5,642	
June	5,648	

QUALITY

	Quantity	Base Number	Contract	AT	Region	England
% of FP17s for the same patient ID Re-attending within 3 months - Children	12	132	9.1%	9.4%	11.6%	12.0%
% of FP17s for the same patient ID Re-attending within 3 months - Adults	41	370	11.1%	14.2%	15.9%	16.0%
% of FP17s for the same patient ID Re-attending between 3 & 9 months - Children	54	132	40.9%	62.0%	60.4%	58.0%
% of FP17s for the same patient ID Re-attending between 3 & 9 months - Adults	184	370	49.7%	52.8%	52.3%	50.9%
% of FP17s for Band 1 Urgent Courses	29	409	7.1%	8.0%	9.5%	9.1%
% of FP17s Relating to Free Repair or Replacements	4	409	1.0%	0.9%	0.7%	0.8%
% of FP17s Relating to Continuations	2	409	0.5%	1.3%	1.0%	1.1%
% of Patients satisfied with the dentistry they have received	9	9	N/A	92.5%	91.9%	91.7%
% of Patients satisfied with the time they had to wait for an appointment	8	9	N/A	88.4%	88.0%	88.0%

* This is based on patients treated on this contract for their most recent course of treatment. Figures in italics indicate the base number of FP17s or Patient Questionnaire responses are less than 100. N/A is shown where the base number of responses is less than 10 during the period. % is calculated as Quantity/Base number*100

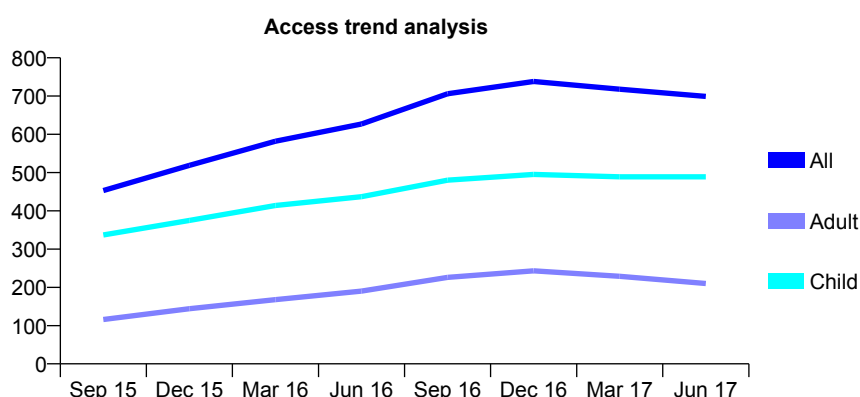
Q65 - Vital Signs At a Glance Contract Report for 568031/0001 - June 2017

Name or company name	MR SC LAWSON
Contract type name	GDS Contract
Purpose of contract	General and Orthodontic
Contract start date	01/01/2015
Contract end date	

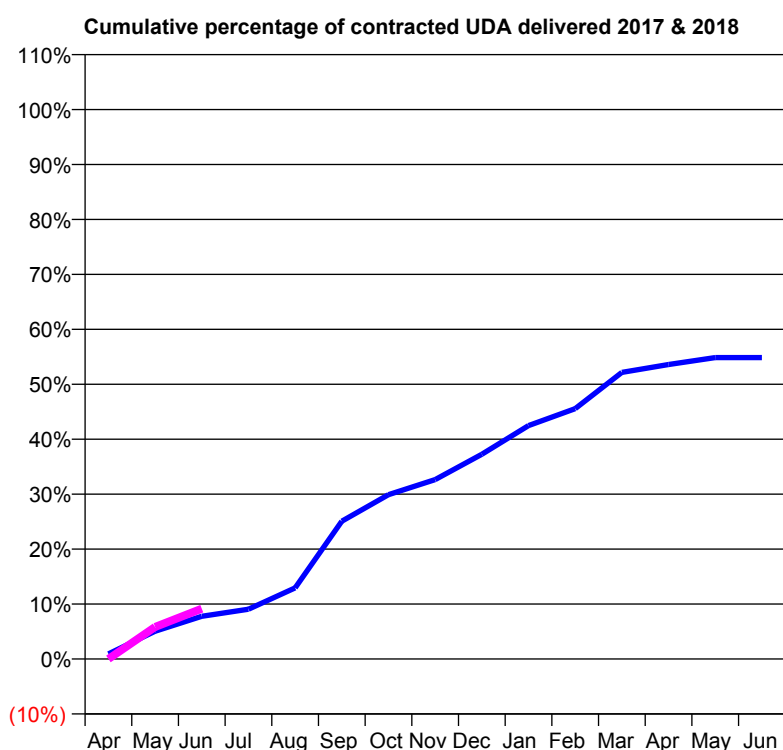
17/18 Contracted general activity (UDA)	2,000
Carry forward general activity (UDA)	0
17/18 Contracted orthodontic activity (UOA)	743
Carry forward orthodontic activity (UOA)	0
Baseline contract value	£96,245.55

ACCESS*

Patients seen in 24 months	Total	Change since previous quarter
Quarter ending June 2016	627	
Quarter ending September 2016	706	↑
Quarter ending December 2016	738	↑
Quarter ending March 2017	718	↓
Quarter ending June 2017	699	↓
Variance since June 2016	11.5%	↑



ACTIVITY



Adjusted Scheduled Activity (UDA)		
Month	2017	2018
April	19	0
May	101	117
June	155	183
July	181	
August	259	
September	502	
October	598	
November	653	
December	745	
January	850	
February	911	
March	1,043	
April	1,072	
May	1,097	
June	1,097	

QUALITY

	Quantity	Base Number	Contract	AT	Region	England
% of FP17s for the same patient ID Re-attending within 3 months - Children	14	169	8.3%	9.4%	11.6%	12.0%
% of FP17s for the same patient ID Re-attending within 3 months - Adults	0	22	0.0%	14.2%	15.9%	16.0%
% of FP17s for the same patient ID Re-attending between 3 & 9 months - Children	92	169	54.4%	62.0%	60.4%	58.0%
% of FP17s for the same patient ID Re-attending between 3 & 9 months - Adults	3	22	13.6%	52.8%	52.3%	50.9%
% of FP17s for Band 1 Urgent Courses	22	127	17.3%	8.0%	9.5%	9.1%
% of FP17s Relating to Free Repair or Replacements	0	127	0.0%	0.9%	0.7%	0.8%
% of FP17s Relating to Continuations	0	127	0.0%	1.3%	1.0%	1.1%
% of Patients satisfied with the dentistry they have received	1	1	N/A	92.5%	91.9%	91.7%
% of Patients satisfied with the time they had to wait for an appointment	1	1	N/A	88.4%	88.0%	88.0%

* This is based on patients treated on this contract for their most recent course of treatment. Figures in italics indicate the base number of FP17s or Patient Questionnaire responses are less than 100. N/A is shown where the base number of responses is less than 10 during the period. % is calculated as Quantity/Base number*100

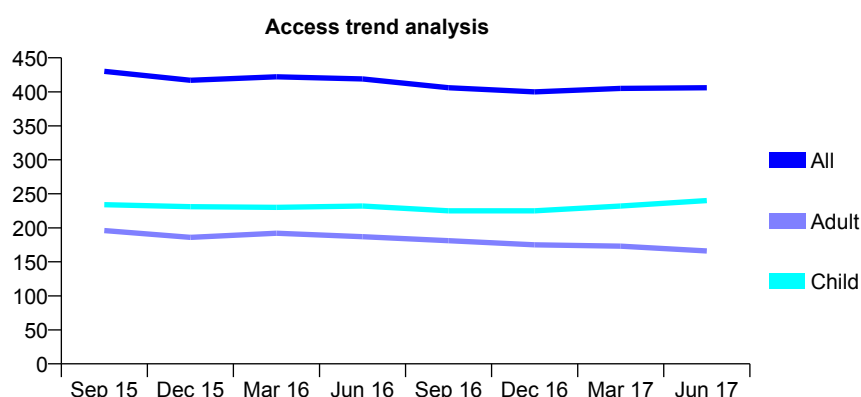
Q65 - Vital Signs At a Glance Contract Report for 568058/0001 - June 2017

Name or company name	MR DG GIBSON
Contract type name	GDS Contract
Purpose of contract	General
Contract start date	01/04/2006
Contract end date	

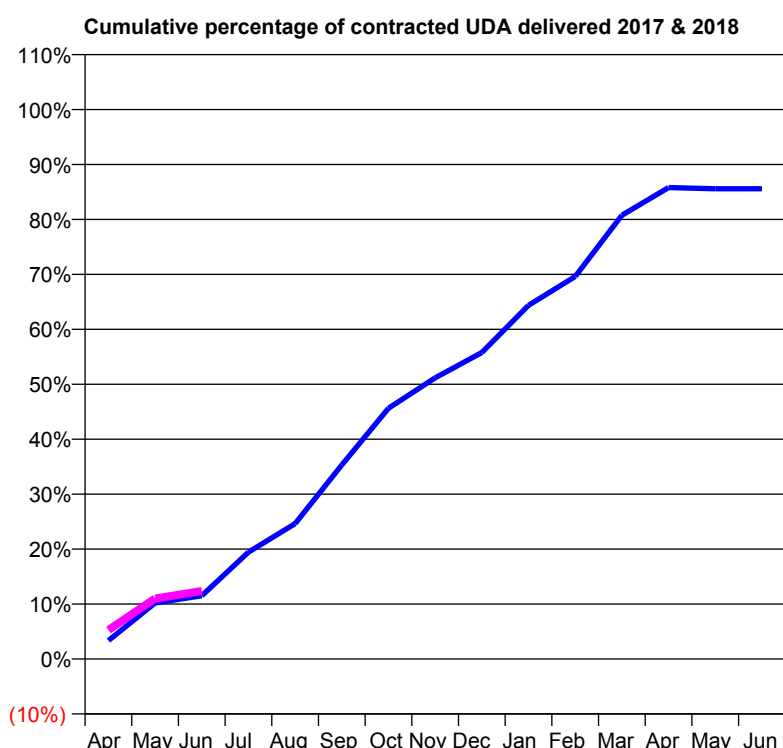
17/18 Contracted general activity (UDA)	950
Carry forward general activity (UDA)	0
17/18 Contracted orthodontic activity (UOA)	0
Carry forward orthodontic activity (UOA)	0
Baseline contract value	£23,106.23

ACCESS*

Patients seen in 24 months	Total	Change since previous quarter
Quarter ending June 2016	419	
Quarter ending September 2016	406	↓
Quarter ending December 2016	400	↓
Quarter ending March 2017	405	→
Quarter ending June 2017	406	→
Variance since June 2016	(3.1%)	↓



ACTIVITY



Month	Adjusted Scheduled Activity (UDA)	
	2017	2018
April	32	50
May	97	105
June	109	118
July	185	
August	234	
September	336	
October	434	
November	486	
December	530	
January	612	
February	661	
March	767	
April	815	
May	813	
June	813	

QUALITY

	Quantity	Base Number	Contract	AT	Region	England
% of FP17s for the same patient ID Re-attending within 3 months - Children	4	65	6.2%	9.4%	11.6%	12.0%
% of FP17s for the same patient ID Re-attending within 3 months - Adults	3	30	10.0%	14.2%	15.9%	16.0%
% of FP17s for the same patient ID Re-attending between 3 & 9 months - Children	42	65	64.6%	62.0%	60.4%	58.0%
% of FP17s for the same patient ID Re-attending between 3 & 9 months - Adults	17	30	56.7%	52.8%	52.3%	50.9%
% of FP17s for Band 1 Urgent Courses	4	79	5.1%	8.0%	9.5%	9.1%
% of FP17s Relating to Free Repair or Replacements	0	79	0.0%	0.9%	0.7%	0.8%
% of FP17s Relating to Continuations	0	79	0.0%	1.3%	1.0%	1.1%
% of Patients satisfied with the dentistry they have received	0	0	N/A	92.5%	91.9%	91.7%
% of Patients satisfied with the time they had to wait for an appointment	0	0	N/A	88.4%	88.0%	88.0%

* This is based on patients treated on this contract for their most recent course of treatment. Figures in italics indicate the base number of FP17s or Patient Questionnaire responses are less than 100. N/A is shown where the base number of responses is less than 10 during the period. % is calculated as Quantity/Base number*100

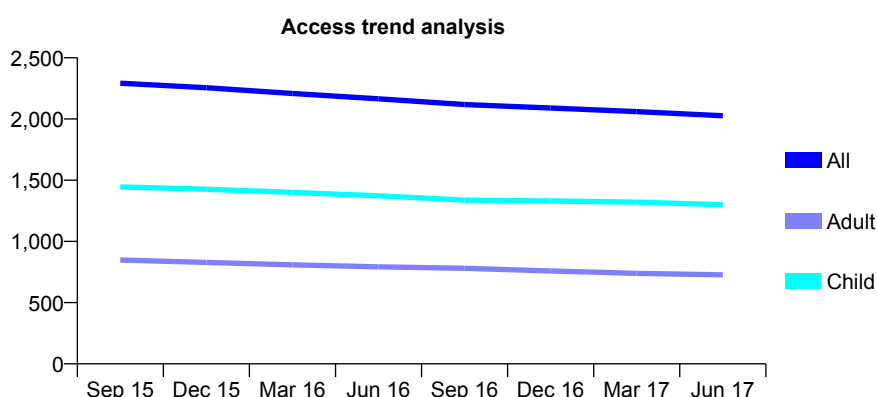
Q65 - Vital Signs At a Glance Contract Report for 570796/0001 - June 2017

Name or company name	MR JL RAUTENBACH
Contract type name	GDS Contract
Purpose of contract	General
Contract start date	01/04/2006
Contract end date	

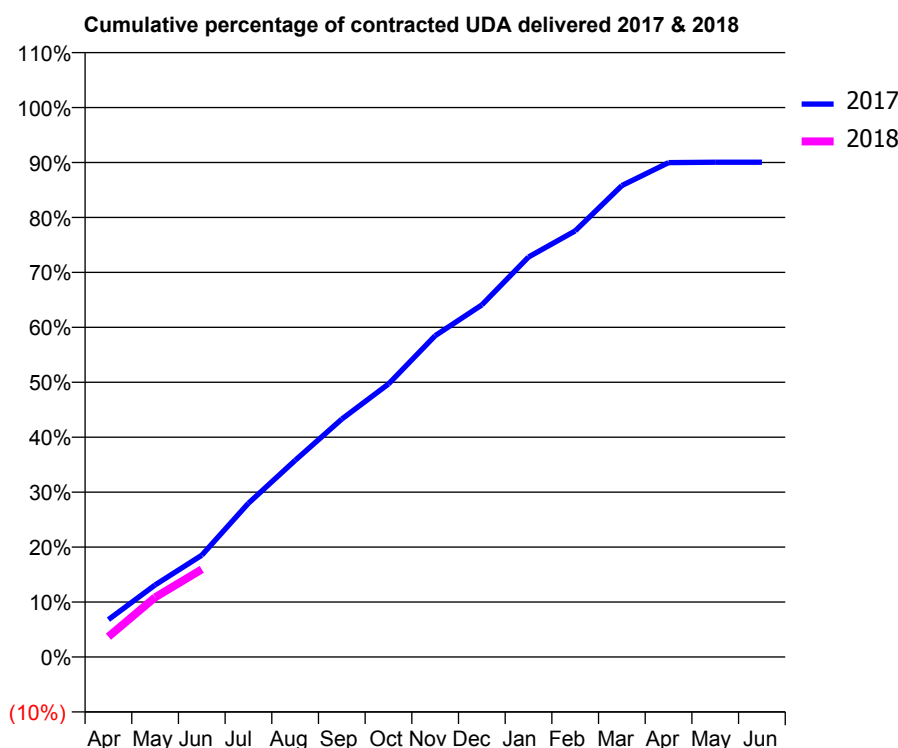
17/18 Contracted general activity (UDA)	4,860
Carry forward general activity (UDA)	0
17/18 Contracted orthodontic activity (UOA)	0
Carry forward orthodontic activity (UOA)	0
Baseline contract value	£113,527.61

ACCESS*

Patients seen in 24 months	Total	Change since previous quarter
Quarter ending June 2016	2,165	
Quarter ending September 2016	2,118	↓
Quarter ending December 2016	2,090	↓
Quarter ending March 2017	2,060	↓
Quarter ending June 2017	2,027	↓
Variance since June 2016	(6.4%)	↓



ACTIVITY



Adjusted Scheduled Activity (UDA)		
Month	2017	2018
April	330	179
May	637	528
June	900	776
July	1,360	
August	1,738	
September	2,105	
October	2,415	
November	2,842	
December	3,114	
January	3,538	
February	3,769	
March	4,170	
April	4,373	
May	4,376	
June	4,376	

QUALITY

	Quantity	Base Number	Contract	AT	Region	England
% of FP17s for the same patient ID Re-attending within 3 months - Children	8	529	1.5%	9.4%	11.6%	12.0%
% of FP17s for the same patient ID Re-attending within 3 months - Adults	21	198	10.6%	14.2%	15.9%	16.0%
% of FP17s for the same patient ID Re-attending between 3 & 9 months - Children	437	529	82.6%	62.0%	60.4%	58.0%
% of FP17s for the same patient ID Re-attending between 3 & 9 months - Adults	110	198	55.6%	52.8%	52.3%	50.9%
% of FP17s for Band 1 Urgent Courses	13	595	2.2%	8.0%	9.5%	9.1%
% of FP17s Relating to Free Repair or Replacements	0	595	0.0%	0.9%	0.7%	0.8%
% of FP17s Relating to Continuations	0	595	0.0%	1.3%	1.0%	1.1%
% of Patients satisfied with the dentistry they have received	4	4	N/A	92.5%	91.9%	91.7%
% of Patients satisfied with the time they had to wait for an appointment	4	4	N/A	88.4%	88.0%	88.0%

* This is based on patients treated on this contract for their most recent course of treatment. Figures in italics indicate the base number of FP17s or Patient Questionnaire responses are less than 100. N/A is shown where the base number of responses is less than 10 during the period. % is calculated as Quantity/Base number*100

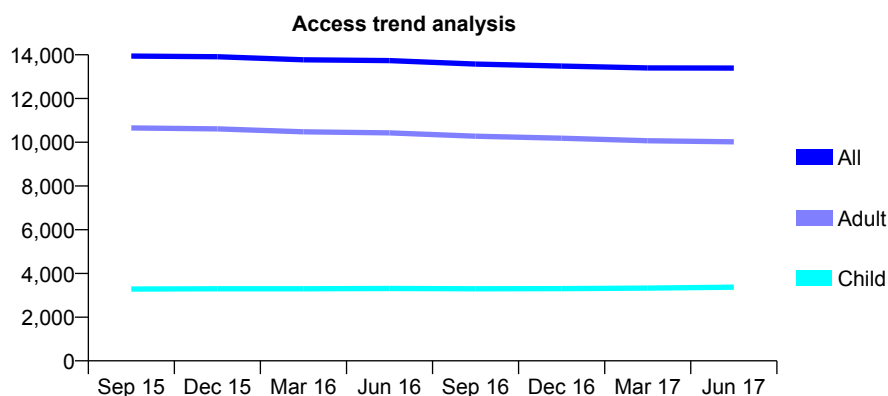
Q65 - Vital Signs At a Glance Contract Report for 574236/0001 - June 2017

Name or company name	MR IR JAMES
Contract type name	GDS Contract
Purpose of contract	General
Contract start date	01/04/2006
Contract end date	

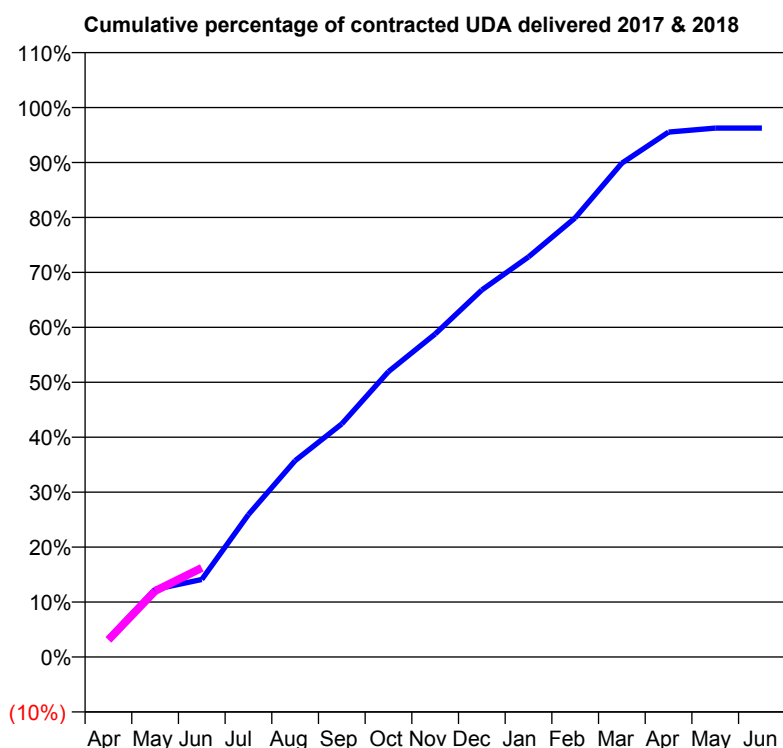
17/18 Contracted general activity (UDA)	31,810
Carry forward general activity (UDA)	0
17/18 Contracted orthodontic activity (UOA)	0
Carry forward orthodontic activity (UOA)	0
Baseline contract value	£772,906.06

ACCESS*

Patients seen in 24 months	Total	Change since previous quarter
Quarter ending June 2016	13,735	
Quarter ending September 2016	13,575	↓
Quarter ending December 2016	13,486	→
Quarter ending March 2017	13,397	→
Quarter ending June 2017	13,391	→
Variance since June 2016	(2.5%)	↓



ACTIVITY



Adjusted Scheduled Activity (UDA)		
Month	2017	2018
April	1,074	991
May	3,918	3,823
June	4,492	5,163
July	8,251	
August	11,365	
September	13,494	
October	16,527	
November	18,700	
December	21,245	
January	23,162	
February	25,420	
March	28,587	
April	30,390	
May	30,620	
June	30,620	

QUALITY

	Quantity	Base Number	Contract	AT	Region	England
% of FP17s for the same patient ID Re-attending within 3 months - Children	71	1,344	5.3%	9.4%	11.6%	12.0%
% of FP17s for the same patient ID Re-attending within 3 months - Adults	393	3,413	11.5%	14.2%	15.9%	16.0%
% of FP17s for the same patient ID Re-attending between 3 & 9 months - Children	938	1,344	69.8%	62.0%	60.4%	58.0%
% of FP17s for the same patient ID Re-attending between 3 & 9 months - Adults	2,153	3,413	63.1%	52.8%	52.3%	50.9%
% of FP17s for Band 1 Urgent Courses	181	3,268	5.5%	8.0%	9.5%	9.1%
% of FP17s Relating to Free Repair or Replacements	29	3,268	0.9%	0.9%	0.7%	0.8%
% of FP17s Relating to Continuations	33	3,268	1.0%	1.3%	1.0%	1.1%
% of Patients satisfied with the dentistry they have received	19	21	90.5%	92.5%	91.9%	91.7%
% of Patients satisfied with the time they had to wait for an appointment	20	21	95.2%	88.4%	88.0%	88.0%

* This is based on patients treated on this contract for their most recent course of treatment. Figures in italics indicate the base number of FP17s or Patient Questionnaire responses are less than 100. N/A is shown where the base number of responses is less than 10 during the period. % is calculated as Quantity/Base number*100

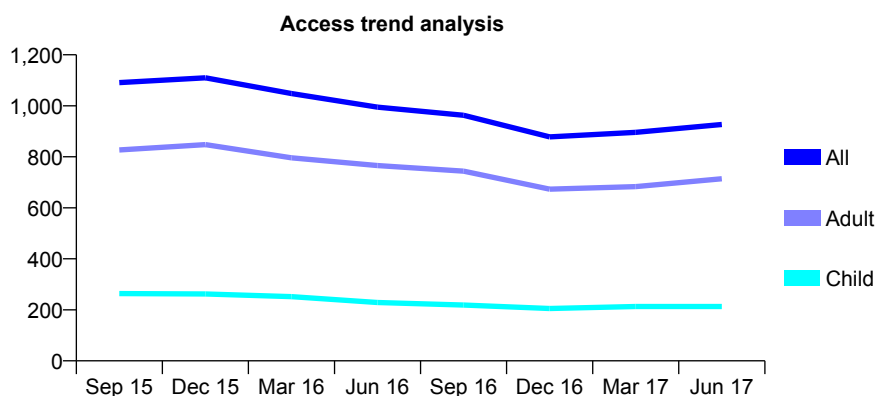
Q65 - Vital Signs At a Glance Contract Report for 629596/0001 - June 2017

Name or company name	MR NJ NEWTON
Contract type name	GDS Contract
Purpose of contract	General
Contract start date	01/04/2006
Contract end date	

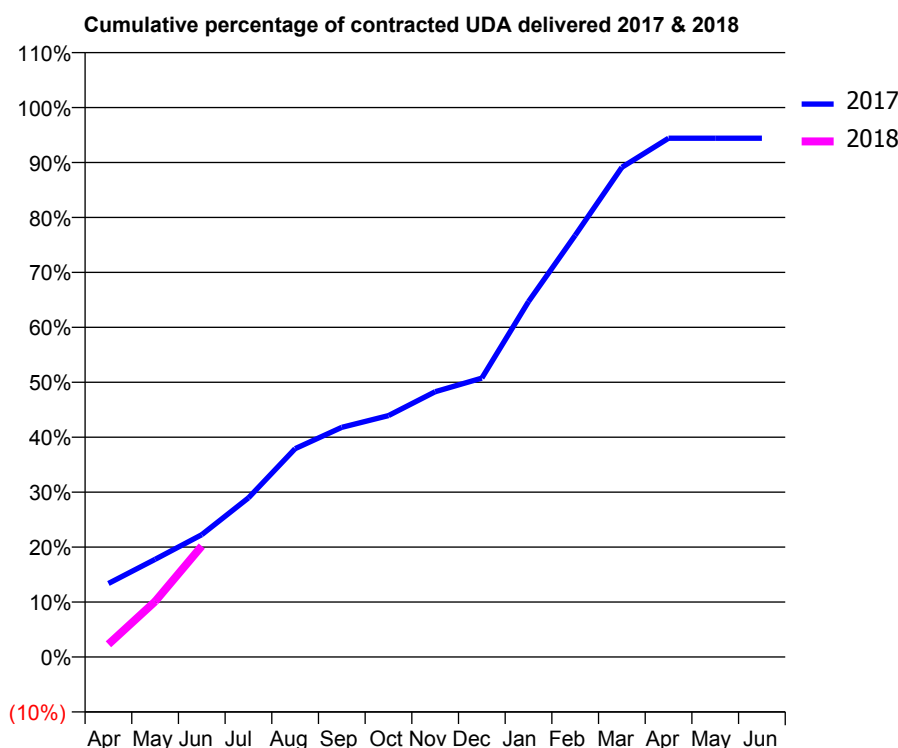
17/18 Contracted general activity (UDA)	2,990
Carry forward general activity (UDA)	0
17/18 Contracted orthodontic activity (UOA)	0
Carry forward orthodontic activity (UOA)	0
Baseline contract value	£80,698.96

ACCESS*

Patients seen in 24 months	Total	Change since previous quarter
Quarter ending June 2016	995	
Quarter ending September 2016	963	↓
Quarter ending December 2016	878	↓
Quarter ending March 2017	896	↑
Quarter ending June 2017	927	↑
Variance since June 2016	(6.8%)	↓



ACTIVITY



Adjusted Scheduled Activity (UDA)		
Month	2017	2018
April	400	69
May	531	302
June	666	604
July	866	
August	1,134	
September	1,250	
October	1,314	
November	1,443	
December	1,517	
January	1,934	
February	2,294	
March	2,665	
April	2,823	
May	2,823	
June	2,823	

QUALITY

	Quantity	Base Number	Contract	AT	Region	England
% of FP17s for the same patient ID Re-attending within 3 months - Children	6	77	7.8%	9.4%	11.6%	12.0%
% of FP17s for the same patient ID Re-attending within 3 months - Adults	36	247	14.6%	14.2%	15.9%	16.0%
% of FP17s for the same patient ID Re-attending between 3 & 9 months - Children	30	77	39.0%	62.0%	60.4%	58.0%
% of FP17s for the same patient ID Re-attending between 3 & 9 months - Adults	100	247	40.5%	52.8%	52.3%	50.9%
% of FP17s for Band 1 Urgent Courses	17	266	6.4%	8.0%	9.5%	9.1%
% of FP17s Relating to Free Repair or Replacements	1	266	0.4%	0.9%	0.7%	0.8%
% of FP17s Relating to Continuations	7	266	2.6%	1.3%	1.0%	1.1%
% of Patients satisfied with the dentistry they have received	8	8	N/A	92.5%	91.9%	91.7%
% of Patients satisfied with the time they had to wait for an appointment	7	8	N/A	88.4%	88.0%	88.0%

* This is based on patients treated on this contract for their most recent course of treatment. Figures in italics indicate the base number of FP17s or Patient Questionnaire responses are less than 100. N/A is shown where the base number of responses is less than 10 during the period. % is calculated as Quantity/Base number*100

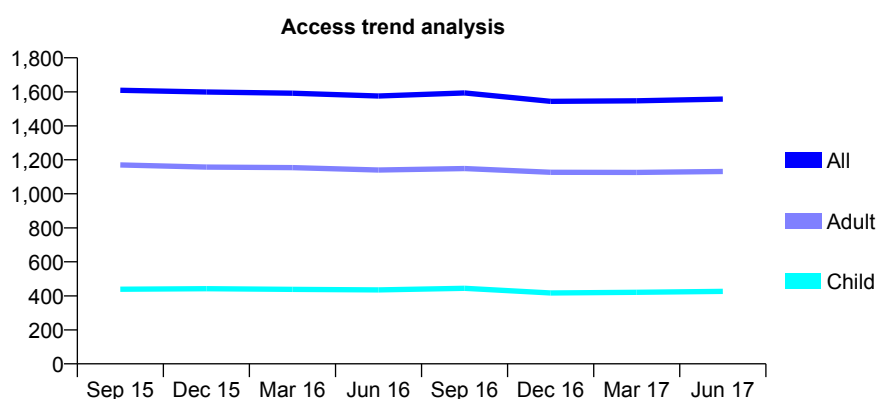
Q65 - Vital Signs At a Glance Contract Report for 632910/0001 - June 2017

Name or company name	MR GW IRVINE
Contract type name	GDS Contract
Purpose of contract	General
Contract start date	01/04/2006
Contract end date	

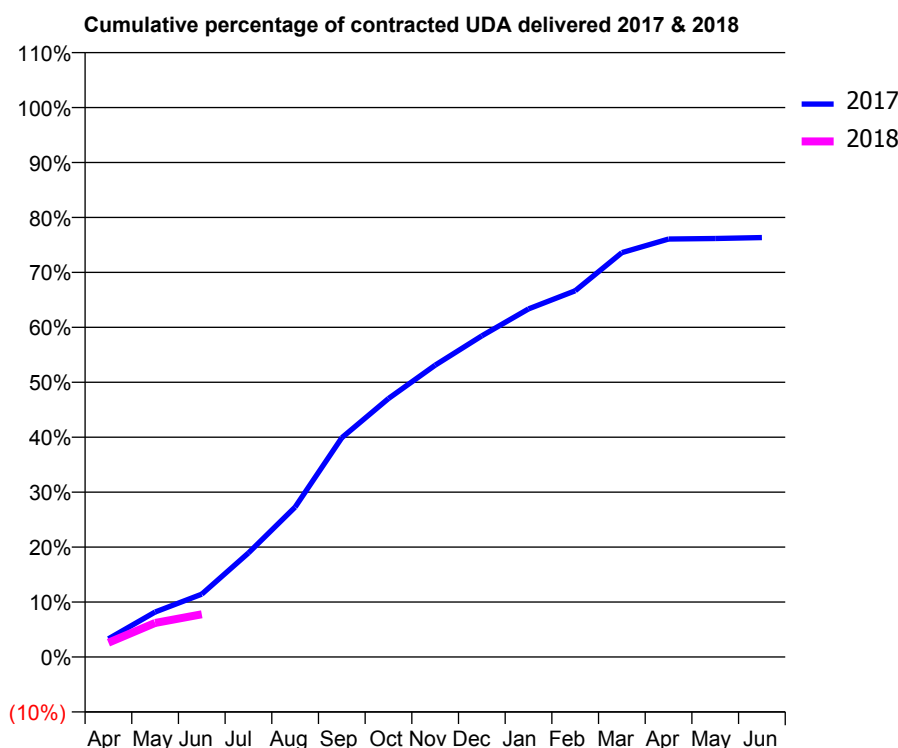
17/18 Contracted general activity (UDA)	2,000
Carry forward general activity (UDA)	0
17/18 Contracted orthodontic activity (UOA)	0
Carry forward orthodontic activity (UOA)	0
Baseline contract value	£42,627.78

ACCESS*

Patients seen in 24 months	Total	Change since previous quarter
Quarter ending June 2016	1,575	
Quarter ending September 2016	1,593	→
Quarter ending December 2016	1,544	↓
Quarter ending March 2017	1,547	→
Quarter ending June 2017	1,557	→
Variance since June 2016	(1.1%)	↓



ACTIVITY



Adjusted Scheduled Activity (UDA)		
Month	2017	2018
April	66	52
May	164	124
June	229	156
July	379	
August	546	
September	798	
October	941	
November	1,062	
December	1,169	
January	1,267	
February	1,333	
March	1,472	
April	1,521	
May	1,523	
June	1,526	

QUALITY

	Quantity	Base Number	Contract	AT	Region	England
% of FP17s for the same patient ID Re-attending within 3 months - Children	16	150	10.7%	9.4%	11.6%	12.0%
% of FP17s for the same patient ID Re-attending within 3 months - Adults	55	424	13.0%	14.2%	15.9%	16.0%
% of FP17s for the same patient ID Re-attending between 3 & 9 months - Children	83	150	55.3%	62.0%	60.4%	58.0%
% of FP17s for the same patient ID Re-attending between 3 & 9 months - Adults	212	424	50.0%	52.8%	52.3%	50.9%
% of FP17s for Band 1 Urgent Courses	8	98	8.2%	8.0%	9.5%	9.1%
% of FP17s Relating to Free Repair or Replacements	0	98	0.0%	0.9%	0.7%	0.8%
% of FP17s Relating to Continuations	2	98	2.0%	1.3%	1.0%	1.1%
% of Patients satisfied with the dentistry they have received	3	3	N/A	92.5%	91.9%	91.7%
% of Patients satisfied with the time they had to wait for an appointment	3	3	N/A	88.4%	88.0%	88.0%

* This is based on patients treated on this contract for their most recent course of treatment. Figures in italics indicate the base number of FP17s or Patient Questionnaire responses are less than 100. N/A is shown where the base number of responses is less than 10 during the period. % is calculated as Quantity/Base number*100

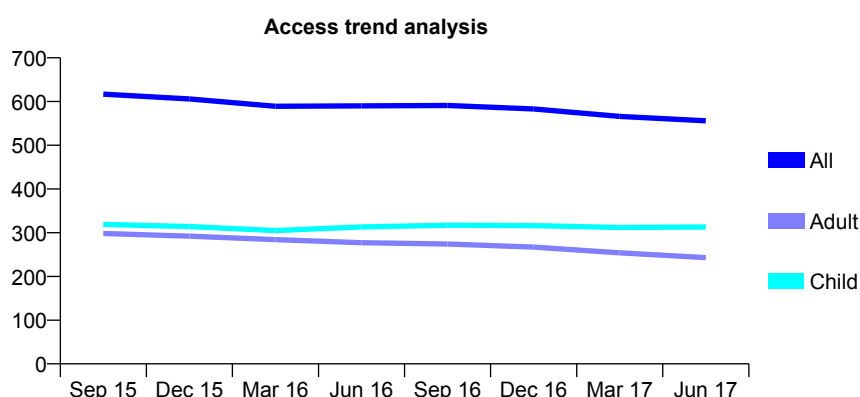
Q65 - Vital Signs At a Glance Contract Report for 643777/0001 - June 2017

Name or company name	MR SD WATKINS
Contract type name	GDS Contract
Purpose of contract	General
Contract start date	01/04/2006
Contract end date	

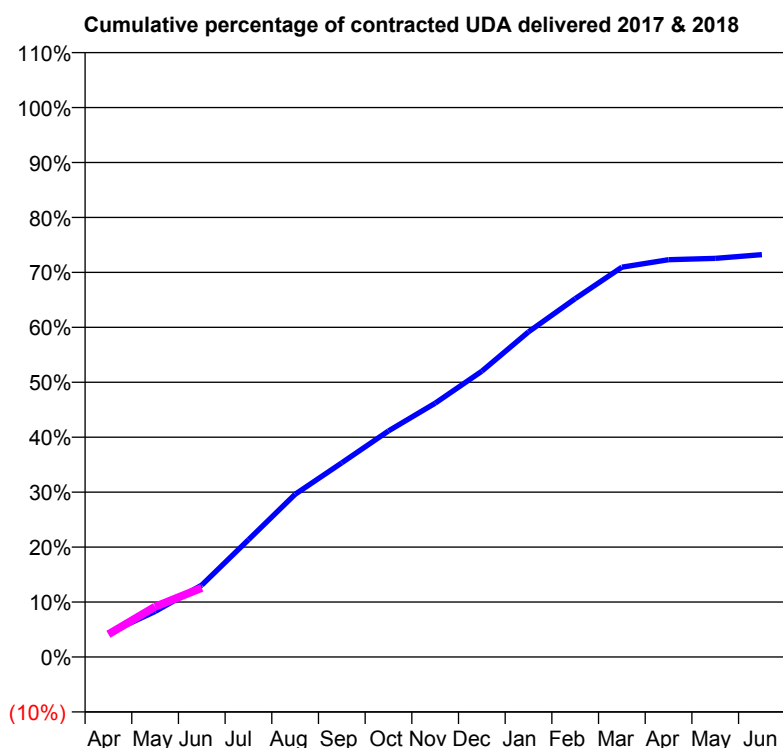
17/18 Contracted general activity (UDA)	1,750
Carry forward general activity (UDA)	0
17/18 Contracted orthodontic activity (UOA)	0
Carry forward orthodontic activity (UOA)	0
Baseline contract value	£38,274.96

ACCESS*

Patients seen in 24 months	Total	Change since previous quarter
Quarter ending June 2016	590	
Quarter ending September 2016	591	→
Quarter ending December 2016	583	↓
Quarter ending March 2017	566	↓
Quarter ending June 2017	556	↓
Variance since June 2016	(5.8%)	↓



ACTIVITY



Adjusted Scheduled Activity (UDA)		
Month	2017	2018
April	76	72
May	145	160
June	229	220
July	373	
August	518	
September	619	
October	720	
November	808	
December	910	
January	1,035	
February	1,141	
March	1,241	
April	1,265	
May	1,269	
June	1,281	

QUALITY

	Quantity	Base Number	Contract	AT	Region	England
% of FP17s for the same patient ID Re-attending within 3 months - Children	5	117	4.3%	9.4%	11.6%	12.0%
% of FP17s for the same patient ID Re-attending within 3 months - Adults	7	61	11.5%	14.2%	15.9%	16.0%
% of FP17s for the same patient ID Re-attending between 3 & 9 months - Children	89	117	76.1%	62.0%	60.4%	58.0%
% of FP17s for the same patient ID Re-attending between 3 & 9 months - Adults	46	61	75.4%	52.8%	52.3%	50.9%
% of FP17s for Band 1 Urgent Courses	2	157	1.3%	8.0%	9.5%	9.1%
% of FP17s Relating to Free Repair or Replacements	1	157	0.6%	0.9%	0.7%	0.8%
% of FP17s Relating to Continuations	1	157	0.6%	1.3%	1.0%	1.1%
% of Patients satisfied with the dentistry they have received	0	0	N/A	92.5%	91.9%	91.7%
% of Patients satisfied with the time they had to wait for an appointment	0	0	N/A	88.4%	88.0%	88.0%

* This is based on patients treated on this contract for their most recent course of treatment. Figures in italics indicate the base number of FP17s or Patient Questionnaire responses are less than 100. N/A is shown where the base number of responses is less than 10 during the period. % is calculated as Quantity/Base number*100

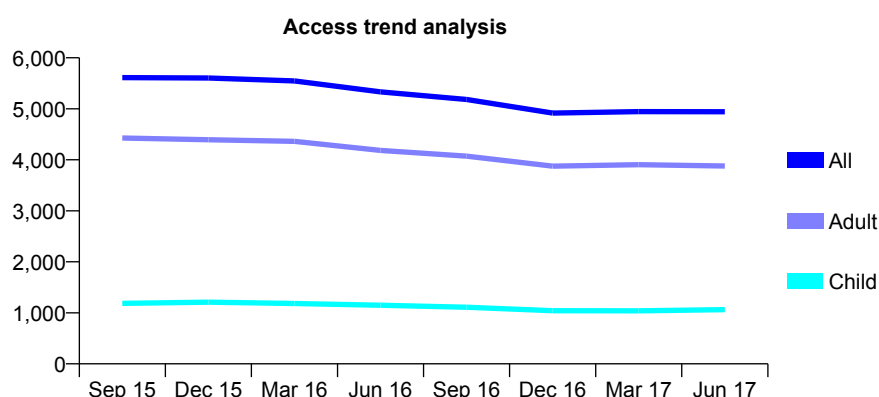
Q65 - Vital Signs At a Glance Contract Report for 644927/0001 - June 2017

Name or company name	MR MR BRICKLEY
Contract type name	GDS Contract
Purpose of contract	General
Contract start date	01/04/2006
Contract end date	

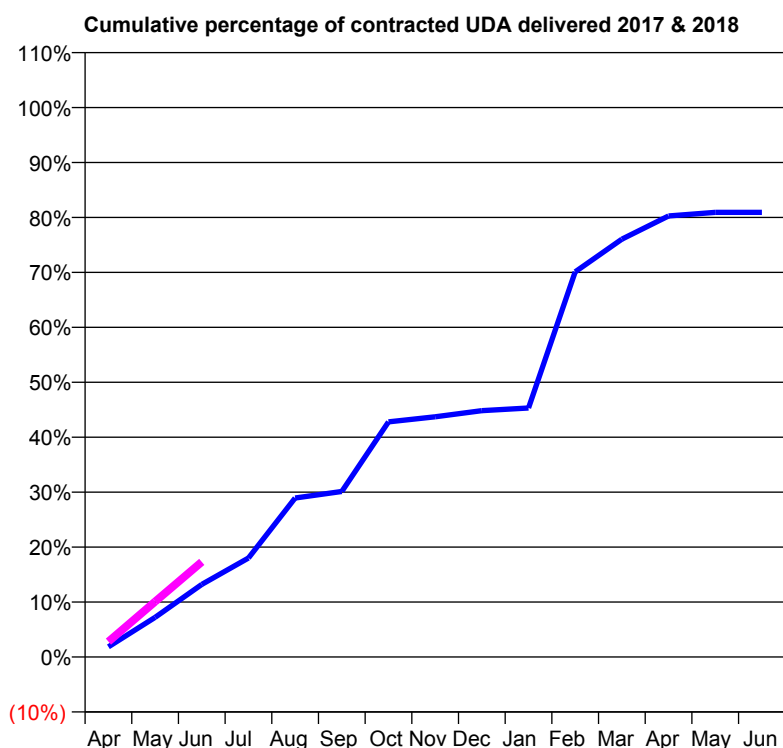
17/18 Contracted general activity (UDA)	15,500
Carry forward general activity (UDA)	0
17/18 Contracted orthodontic activity (UOA)	0
Carry forward orthodontic activity (UOA)	0
Baseline contract value	£395,708.68

ACCESS*

Patients seen in 24 months	Total	Change since previous quarter
Quarter ending June 2016	5,333	
Quarter ending September 2016	5,182	↓
Quarter ending December 2016	4,917	↓
Quarter ending March 2017	4,945	→
Quarter ending June 2017	4,942	→
Variance since June 2016	(7.3%)	↓



ACTIVITY



Adjusted Scheduled Activity (UDA)		
Month	2017	2018
April	287	433
May	1,120	1,562
June	2,046	2,685
July	2,793	
August	4,484	
September	4,669	
October	6,632	
November	6,776	
December	6,948	
January	7,023	
February	10,865	
March	11,787	
April	12,443	
May	12,542	
June	12,543	

QUALITY

	Quantity	Base Number	Contract	AT	Region	England
% of FP17s for the same patient ID Re-attending within 3 months - Children	21	350	6.0%	9.4%	11.6%	12.0%
% of FP17s for the same patient ID Re-attending within 3 months - Adults	187	1,288	14.5%	14.2%	15.9%	16.0%
% of FP17s for the same patient ID Re-attending between 3 & 9 months - Children	160	350	45.7%	62.0%	60.4%	58.0%
% of FP17s for the same patient ID Re-attending between 3 & 9 months - Adults	567	1,288	44.0%	52.8%	52.3%	50.9%
% of FP17s for Band 1 Urgent Courses	124	1,286	9.6%	8.0%	9.5%	9.1%
% of FP17s Relating to Free Repair or Replacements	18	1,286	1.4%	0.9%	0.7%	0.8%
% of FP17s Relating to Continuations	21	1,286	1.6%	1.3%	1.0%	1.1%
% of Patients satisfied with the dentistry they have received	3	3	N/A	92.5%	91.9%	91.7%
% of Patients satisfied with the time they had to wait for an appointment	2	3	N/A	88.4%	88.0%	88.0%

* This is based on patients treated on this contract for their most recent course of treatment. Figures in italics indicate the base number of FP17s or Patient Questionnaire responses are less than 100. N/A is shown where the base number of responses is less than 10 during the period. % is calculated as Quantity/Base number*100

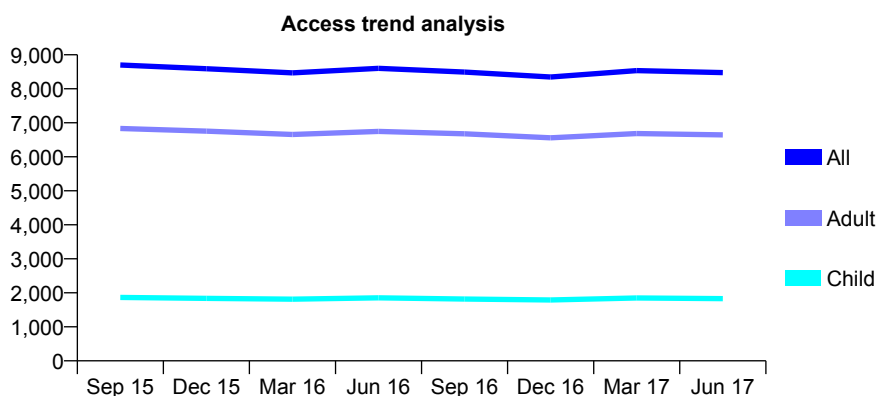
Q65 - Vital Signs At a Glance Contract Report for 644927/0002 - June 2017

Name or company name	MR MR BRICKLEY
Contract type name	GDS Contract
Purpose of contract	General
Contract start date	01/04/2006
Contract end date	

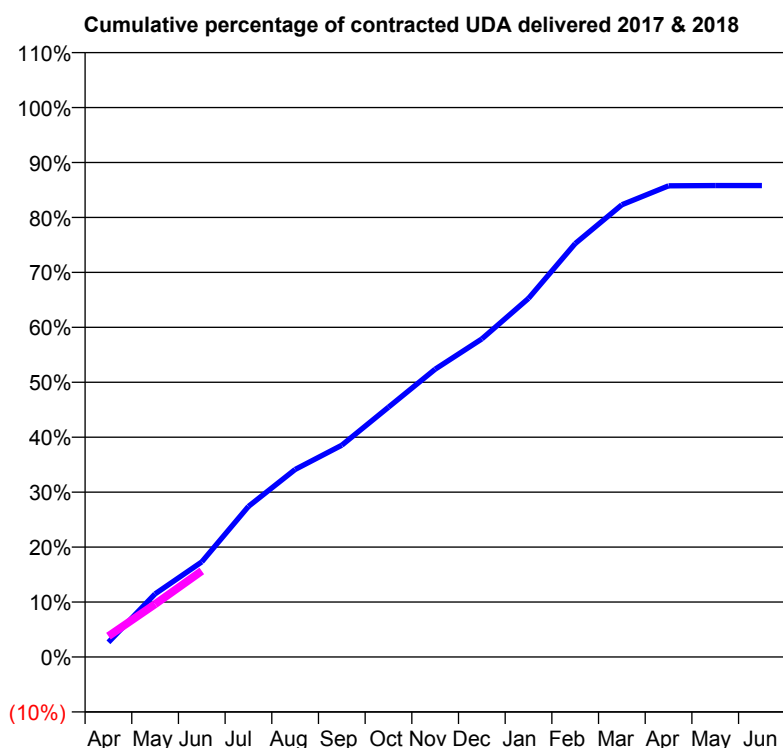
17/18 Contracted general activity (UDA)	23,942
Carry forward general activity (UDA)	0
17/18 Contracted orthodontic activity (UOA)	0
Carry forward orthodontic activity (UOA)	0
Baseline contract value	£612,085.52

ACCESS*

Patients seen in 24 months	Total	Change since previous quarter
Quarter ending June 2016	8,603	
Quarter ending September 2016	8,494	↓
Quarter ending December 2016	8,349	↓
Quarter ending March 2017	8,534	↑
Quarter ending June 2017	8,476	→
Variance since June 2016	(1.5%)	↓



ACTIVITY



Adjusted Scheduled Activity (UDA)		
Month	2017	2018
April	642	907
May	2,748	2,305
June	4,147	3,749
July	6,560	
August	8,173	
September	9,228	
October	10,888	
November	12,539	
December	13,860	
January	15,627	
February	18,015	
March	19,707	
April	20,528	
May	20,541	
June	20,542	

QUALITY

	Quantity	Base Number	Contract	AT	Region	England
% of FP17s for the same patient ID Re-attending within 3 months - Children	31	608	5.1%	9.4%	11.6%	12.0%
% of FP17s for the same patient ID Re-attending within 3 months - Adults	373	2,032	18.4%	14.2%	15.9%	16.0%
% of FP17s for the same patient ID Re-attending between 3 & 9 months - Children	314	608	51.6%	62.0%	60.4%	58.0%
% of FP17s for the same patient ID Re-attending between 3 & 9 months - Adults	835	2,032	41.1%	52.8%	52.3%	50.9%
% of FP17s for Band 1 Urgent Courses	307	2,240	13.7%	8.0%	9.5%	9.1%
% of FP17s Relating to Free Repair or Replacements	9	2,240	0.4%	0.9%	0.7%	0.8%
% of FP17s Relating to Continuations	25	2,240	1.1%	1.3%	1.0%	1.1%
% of Patients satisfied with the dentistry they have received	36	37	97.3%	92.5%	91.9%	91.7%
% of Patients satisfied with the time they had to wait for an appointment	36	37	97.3%	88.4%	88.0%	88.0%

* This is based on patients treated on this contract for their most recent course of treatment. Figures in italics indicate the base number of FP17s or Patient Questionnaire responses are less than 100. N/A is shown where the base number of responses is less than 10 during the period. % is calculated as Quantity/Base number*100

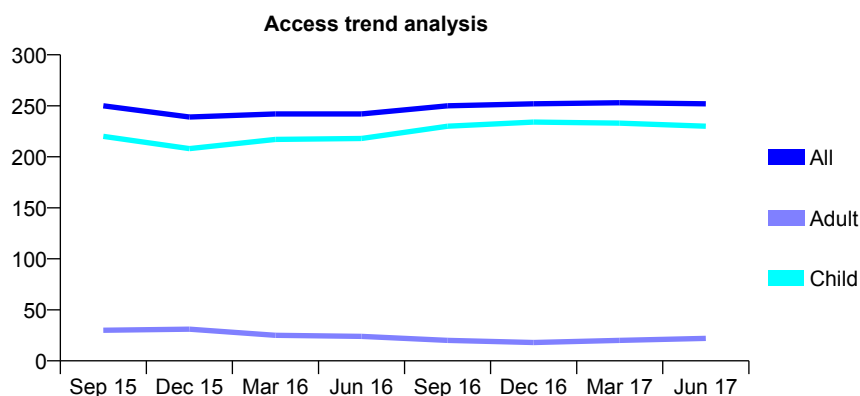
Q65 - Vital Signs At a Glance Contract Report for 677752/0001 - June 2017

Name or company name	MR AJ SHEPHERD
Contract type name	GDS Contract
Purpose of contract	General
Contract start date	01/04/2008
Contract end date	

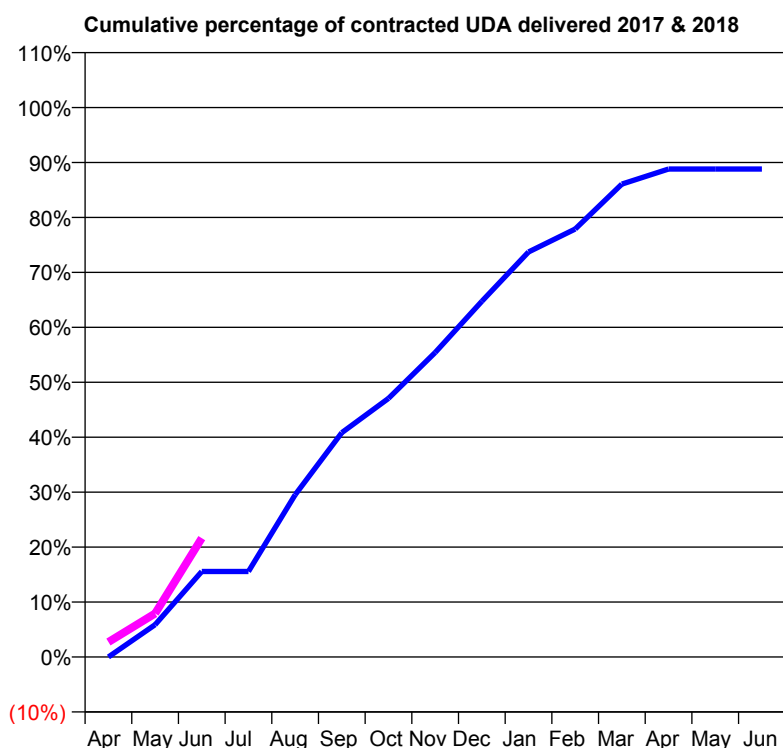
17/18 Contracted general activity (UDA)	550
Carry forward general activity (UDA)	0
17/18 Contracted orthodontic activity (UOA)	0
Carry forward orthodontic activity (UOA)	0
Baseline contract value	£11,708.39

ACCESS*

Patients seen in 24 months	Total	Change since previous quarter
Quarter ending June 2016	242	
Quarter ending September 2016	250	↑
Quarter ending December 2016	252	→
Quarter ending March 2017	253	→
Quarter ending June 2017	252	→
Variance since June 2016	4.1%	↑



ACTIVITY



Month	Adjusted Scheduled Activity (UDA)	
	2017	2018
April	0	15
May	32	44
June	86	119
July	86	
August	162	
September	225	
October	259	
November	305	
December	356	
January	405	
February	428	
March	473	
April	488	
May	488	
June	488	

QUALITY

	Quantity	Base Number	Contract	AT	Region	England
% of FP17s for the same patient ID Re-attending within 3 months - Children	6	78	7.7%	9.4%	11.6%	12.0%
% of FP17s for the same patient ID Re-attending within 3 months - Adults	0	0	N/A	14.2%	15.9%	16.0%
% of FP17s for the same patient ID Re-attending between 3 & 9 months - Children	48	78	61.5%	62.0%	60.4%	58.0%
% of FP17s for the same patient ID Re-attending between 3 & 9 months - Adults	0	0	N/A	52.8%	52.3%	50.9%
% of FP17s for Band 1 Urgent Courses	5	65	7.7%	8.0%	9.5%	9.1%
% of FP17s Relating to Free Repair or Replacements	0	65	0.0%	0.9%	0.7%	0.8%
% of FP17s Relating to Continuations	1	65	1.5%	1.3%	1.0%	1.1%
% of Patients satisfied with the dentistry they have received	0	0	N/A	92.5%	91.9%	91.7%
% of Patients satisfied with the time they had to wait for an appointment	0	0	N/A	88.4%	88.0%	88.0%

* This is based on patients treated on this contract for their most recent course of treatment. Figures in italics indicate the base number of FP17s or Patient Questionnaire responses are less than 100. N/A is shown where the base number of responses is less than 10 during the period. % is calculated as Quantity/Base number*100

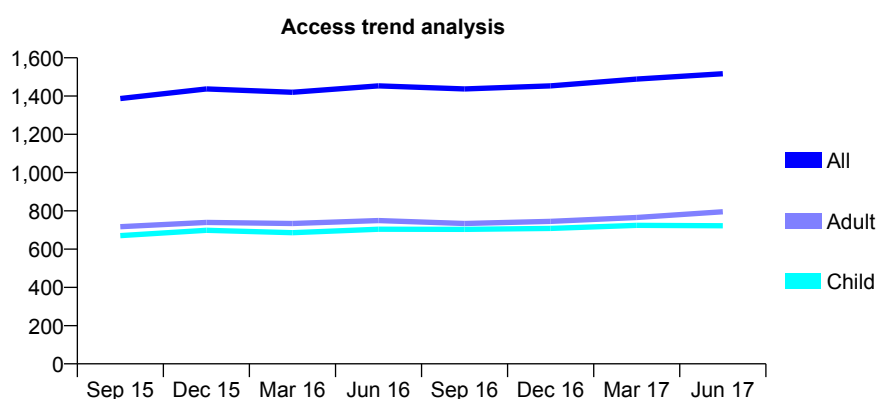
Q65 - Vital Signs At a Glance Contract Report for 678775/0002 - June 2017

Name or company name	MR MS JAMIE
Contract type name	GDS Contract
Purpose of contract	General
Contract start date	01/04/2006
Contract end date	

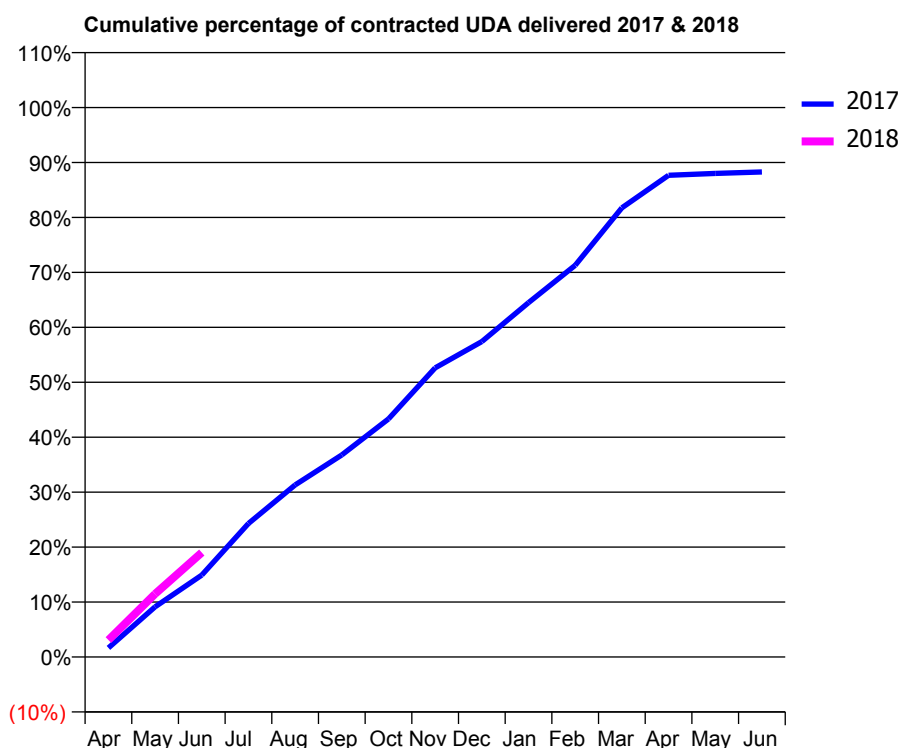
17/18 Contracted general activity (UDA)	5,438
Carry forward general activity (UDA)	0
17/18 Contracted orthodontic activity (UOA)	0
Carry forward orthodontic activity (UOA)	0
Baseline contract value	£107,254.41

ACCESS*

Patients seen in 24 months	Total	Change since previous quarter
Quarter ending June 2016	1,453	
Quarter ending September 2016	1,437	↓
Quarter ending December 2016	1,453	→
Quarter ending March 2017	1,489	↑
Quarter ending June 2017	1,517	→
Variance since June 2016	4.4%	↑



ACTIVITY



Adjusted Scheduled Activity (UDA)		
Month	2017	2018
April	90	168
May	496	625
June	810	1,034
July	1,321	
August	1,703	
September	2,000	
October	2,356	
November	2,862	
December	3,121	
January	3,507	
February	3,877	
March	4,445	
April	4,767	
May	4,786	
June	4,801	

QUALITY

	Quantity	Base Number	Contract	AT	Region	England
% of FP17s for the same patient ID Re-attending within 3 months - Children	14	239	5.9%	9.4%	11.6%	12.0%
% of FP17s for the same patient ID Re-attending within 3 months - Adults	41	256	16.0%	14.2%	15.9%	16.0%
% of FP17s for the same patient ID Re-attending between 3 & 9 months - Children	125	239	52.3%	62.0%	60.4%	58.0%
% of FP17s for the same patient ID Re-attending between 3 & 9 months - Adults	103	256	40.2%	52.8%	52.3%	50.9%
% of FP17s for Band 1 Urgent Courses	16	348	4.6%	8.0%	9.5%	9.1%
% of FP17s Relating to Free Repair or Replacements	1	348	0.3%	0.9%	0.7%	0.8%
% of FP17s Relating to Continuations	13	348	3.7%	1.3%	1.0%	1.1%
% of Patients satisfied with the dentistry they have received	2	3	N/A	92.5%	91.9%	91.7%
% of Patients satisfied with the time they had to wait for an appointment	2	3	N/A	88.4%	88.0%	88.0%

* This is based on patients treated on this contract for their most recent course of treatment. Figures in italics indicate the base number of FP17s or Patient Questionnaire responses are less than 100. N/A is shown where the base number of responses is less than 10 during the period. % is calculated as Quantity/Base number*100

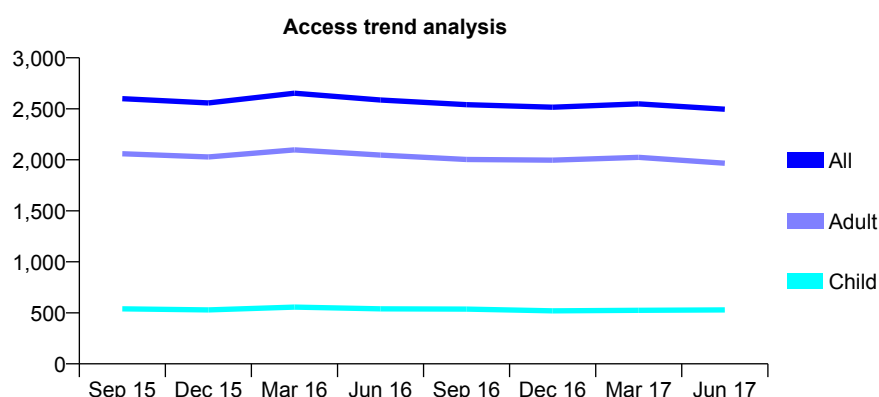
Q65 - Vital Signs At a Glance Contract Report for 679704/0001 - June 2017

Name or company name	MR N ZARGARIAN
Contract type name	GDS Contract
Purpose of contract	General
Contract start date	01/04/2006
Contract end date	

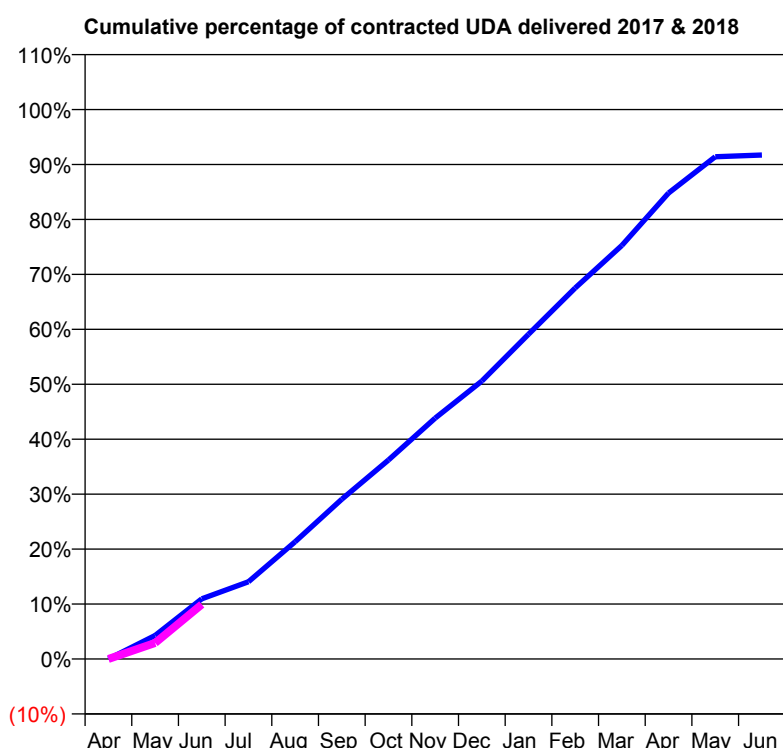
17/18 Contracted general activity (UDA)	8,819
Carry forward general activity (UDA)	0
17/18 Contracted orthodontic activity (UOA)	0
Carry forward orthodontic activity (UOA)	0
Baseline contract value	£203,399.73

ACCESS*

Patients seen in 24 months	Total	Change since previous quarter
Quarter ending June 2016	2,586	
Quarter ending September 2016	2,540	↓
Quarter ending December 2016	2,516	→
Quarter ending March 2017	2,549	→
Quarter ending June 2017	2,496	↓
Variance since June 2016	(3.5%)	↓



ACTIVITY



Adjusted Scheduled Activity (UDA)		
Month	2017	2018
April	0	0
May	378	258
June	965	876
July	1,241	
August	1,882	
September	2,564	
October	3,195	
November	3,866	
December	4,461	
January	5,213	
February	5,955	
March	6,638	
April	7,478	
May	8,060	
June	8,089	

QUALITY

	Quantity	Base Number	Contract	AT	Region	England
% of FP17s for the same patient ID Re-attending within 3 months - Children	16	217	7.4%	9.4%	11.6%	12.0%
% of FP17s for the same patient ID Re-attending within 3 months - Adults	163	855	19.1%	14.2%	15.9%	16.0%
% of FP17s for the same patient ID Re-attending between 3 & 9 months - Children	126	217	58.1%	62.0%	60.4%	58.0%
% of FP17s for the same patient ID Re-attending between 3 & 9 months - Adults	476	855	55.7%	52.8%	52.3%	50.9%
% of FP17s for Band 1 Urgent Courses	53	481	11.0%	8.0%	9.5%	9.1%
% of FP17s Relating to Free Repair or Replacements	0	481	0.0%	0.9%	0.7%	0.8%
% of FP17s Relating to Continuations	13	481	2.7%	1.3%	1.0%	1.1%
% of Patients satisfied with the dentistry they have received	7	7	N/A	92.5%	91.9%	91.7%
% of Patients satisfied with the time they had to wait for an appointment	7	7	N/A	88.4%	88.0%	88.0%

* This is based on patients treated on this contract for their most recent course of treatment. Figures in italics indicate the base number of FP17s or Patient Questionnaire responses are less than 100. N/A is shown where the base number of responses is less than 10 during the period. % is calculated as Quantity/Base number*100

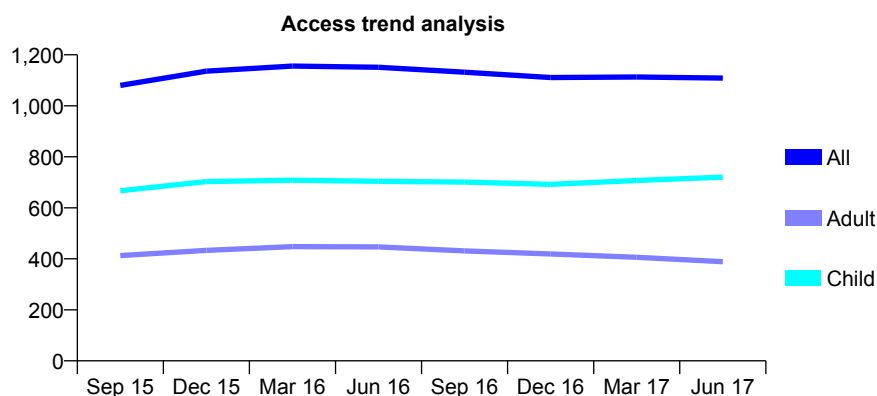
Q65 - Vital Signs At a Glance Contract Report for 682179/0001 - June 2017

Name or company name	MR T RAZAVI
Contract type name	GDS Contract
Purpose of contract	General
Contract start date	09/05/2014
Contract end date	

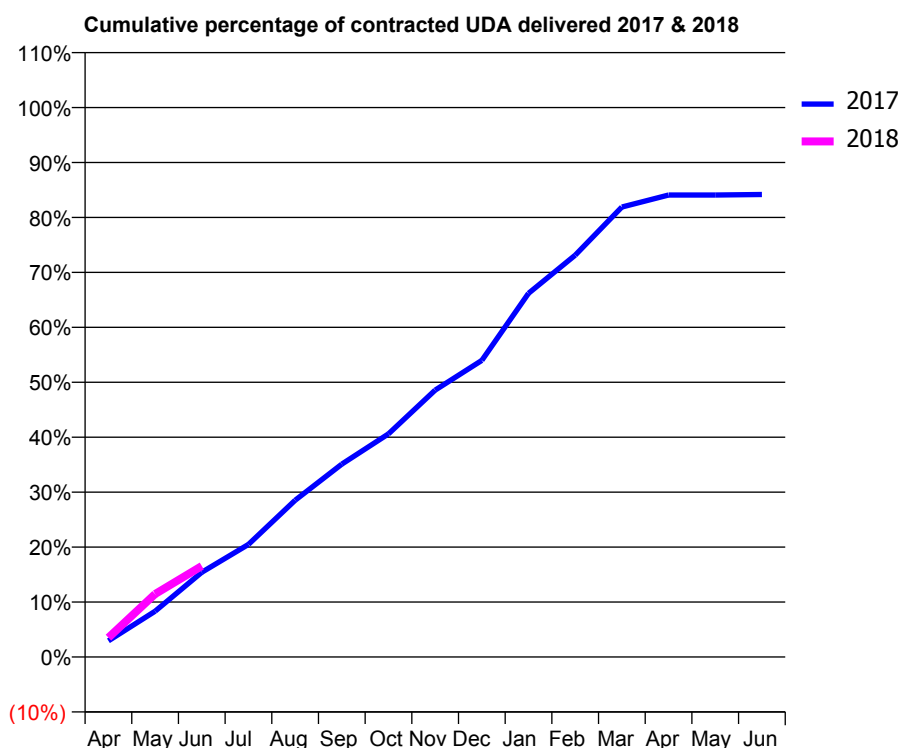
17/18 Contracted general activity (UDA)	3,300
Carry forward general activity (UDA)	0
17/18 Contracted orthodontic activity (UOA)	0
Carry forward orthodontic activity (UOA)	0
Baseline contract value	£71,411.55

ACCESS*

Patients seen in 24 months	Total	Change since previous quarter
Quarter ending June 2016	1,151	
Quarter ending September 2016	1,132	↓
Quarter ending December 2016	1,111	↓
Quarter ending March 2017	1,113	→
Quarter ending June 2017	1,109	→
Variance since June 2016	(3.6%)	↓



ACTIVITY



Adjusted Scheduled Activity (UDA)		
Month	2017	2018
April	97	116
May	275	378
June	509	547
July	676	
August	941	
September	1,158	
October	1,340	
November	1,603	
December	1,781	
January	2,185	
February	2,413	
March	2,702	
April	2,775	
May	2,775	
June	2,778	

QUALITY

	Quantity	Base Number	Contract	AT	Region	England
% of FP17s for the same patient ID Re-attending within 3 months - Children	17	279	6.1%	9.4%	11.6%	12.0%
% of FP17s for the same patient ID Re-attending within 3 months - Adults	17	101	16.8%	14.2%	15.9%	16.0%
% of FP17s for the same patient ID Re-attending between 3 & 9 months - Children	196	279	70.3%	62.0%	60.4%	58.0%
% of FP17s for the same patient ID Re-attending between 3 & 9 months - Adults	63	101	62.4%	52.8%	52.3%	50.9%
% of FP17s for Band 1 Urgent Courses	18	335	5.4%	8.0%	9.5%	9.1%
% of FP17s Relating to Free Repair or Replacements	0	335	0.0%	0.9%	0.7%	0.8%
% of FP17s Relating to Continuations	0	335	0.0%	1.3%	1.0%	1.1%
% of Patients satisfied with the dentistry they have received	2	2	N/A	92.5%	91.9%	91.7%
% of Patients satisfied with the time they had to wait for an appointment	2	2	N/A	88.4%	88.0%	88.0%

* This is based on patients treated on this contract for their most recent course of treatment. Figures in italics indicate the base number of FP17s or Patient Questionnaire responses are less than 100. N/A is shown where the base number of responses is less than 10 during the period. % is calculated as Quantity/Base number*100

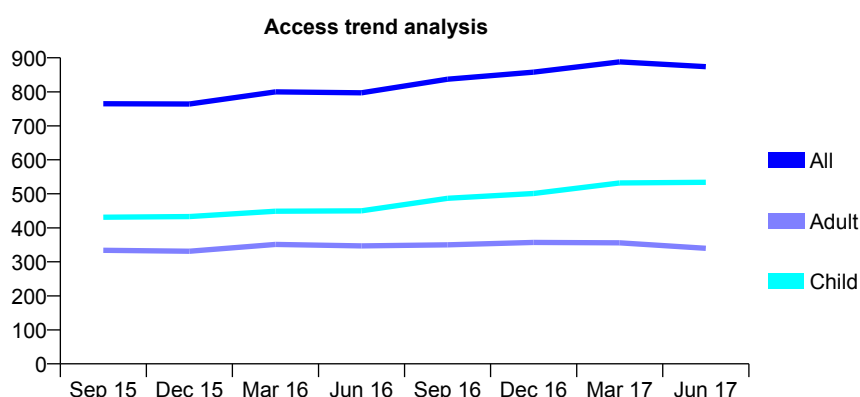
Q65 - Vital Signs At a Glance Contract Report for 715883/0001 - June 2017

Name or company name	MR CP OWEN-ROBERTS
Contract type name	GDS Contract
Purpose of contract	General
Contract start date	01/08/2013
Contract end date	

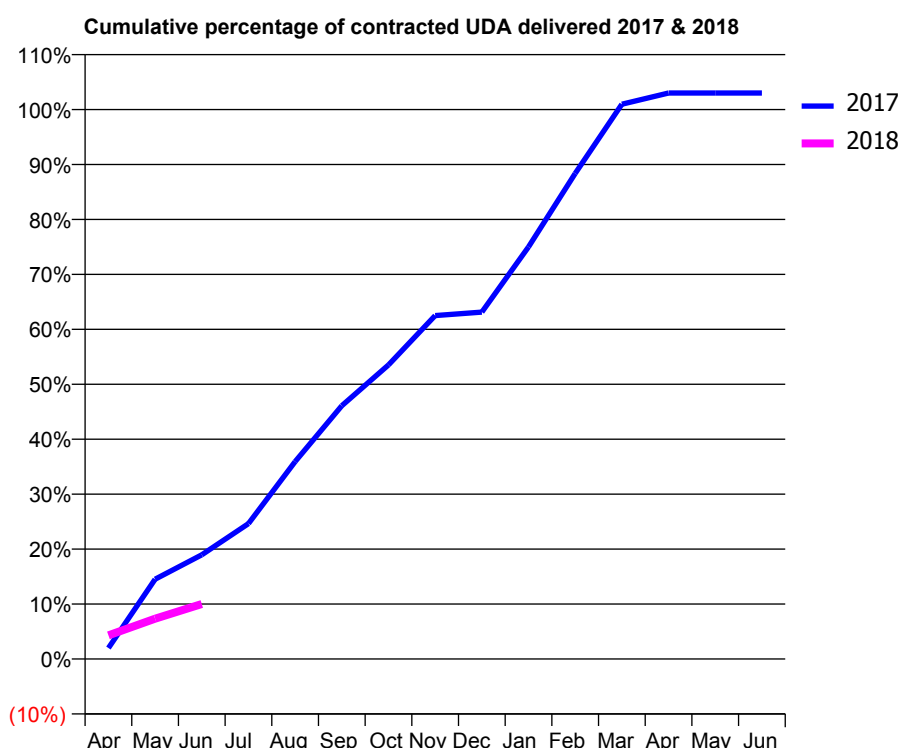
17/18 Contracted general activity (UDA)	2,709
Carry forward general activity (UDA)	0
17/18 Contracted orthodontic activity (UOA)	0
Carry forward orthodontic activity (UOA)	0
Baseline contract value	£81,434.43

ACCESS*

Patients seen in 24 months	Total	Change since previous quarter
Quarter ending June 2016	797	
Quarter ending September 2016	837	↑
Quarter ending December 2016	858	↑
Quarter ending March 2017	888	↑
Quarter ending June 2017	874	↓
Variance since June 2016	9.7%	↑



ACTIVITY



Adjusted Scheduled Activity (UDA)		
Month	2017	2018
April	54	117
May	394	199
June	514	271
July	668	
August	973	
September	1,249	
October	1,450	
November	1,693	
December	1,710	
January	2,032	
February	2,394	
March	2,735	
April	2,790	
May	2,790	
June	2,790	

QUALITY

	Quantity	Base Number	Contract	AT	Region	England
% of FP17s for the same patient ID Re-attending within 3 months - Children	10	121	8.3%	9.4%	11.6%	12.0%
% of FP17s for the same patient ID Re-attending within 3 months - Adults	12	57	21.1%	14.2%	15.9%	16.0%
% of FP17s for the same patient ID Re-attending between 3 & 9 months - Children	82	121	67.8%	62.0%	60.4%	58.0%
% of FP17s for the same patient ID Re-attending between 3 & 9 months - Adults	33	57	57.9%	52.8%	52.3%	50.9%
% of FP17s for Band 1 Urgent Courses	5	143	3.5%	8.0%	9.5%	9.1%
% of FP17s Relating to Free Repair or Replacements	0	143	0.0%	0.9%	0.7%	0.8%
% of FP17s Relating to Continuations	0	143	0.0%	1.3%	1.0%	1.1%
% of Patients satisfied with the dentistry they have received	4	4	N/A	92.5%	91.9%	91.7%
% of Patients satisfied with the time they had to wait for an appointment	4	4	N/A	88.4%	88.0%	88.0%

* This is based on patients treated on this contract for their most recent course of treatment. Figures in italics indicate the base number of FP17s or Patient Questionnaire responses are less than 100. N/A is shown where the base number of responses is less than 10 during the period. % is calculated as Quantity/Base number*100

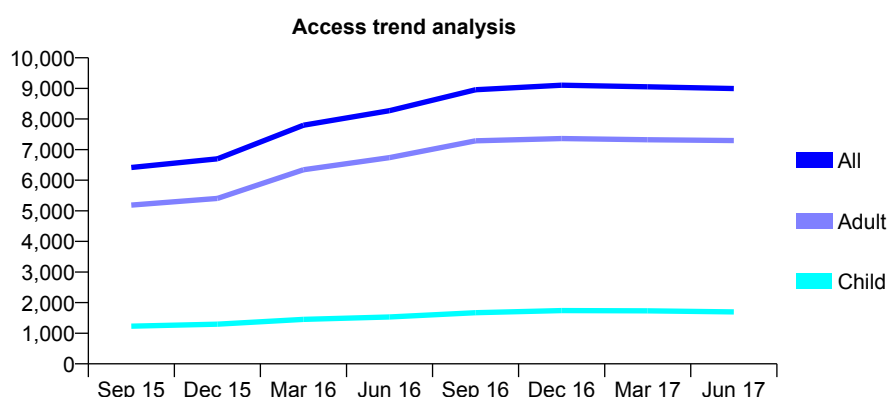
Q65 - Vital Signs At a Glance Contract Report for 760285/0001 - June 2017

Name or company name	MR PS WILTSHIRE
Contract type name	GDS Contract
Purpose of contract	General
Contract start date	01/04/2006
Contract end date	

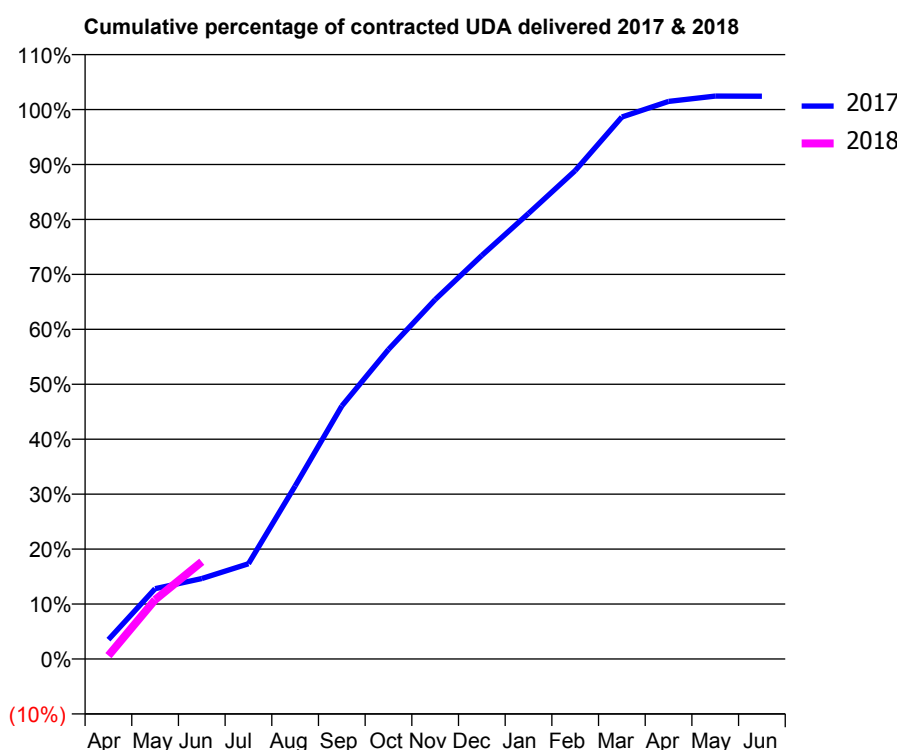
17/18 Contracted general activity (UDA)	24,932
Carry forward general activity (UDA)	0
17/18 Contracted orthodontic activity (UOA)	0
Carry forward orthodontic activity (UOA)	0
Baseline contract value	£514,541.52

ACCESS*

Patients seen in 24 months	Total	Change since previous quarter
Quarter ending June 2016	8,272	
Quarter ending September 2016	8,958	↑
Quarter ending December 2016	9,105	→
Quarter ending March 2017	9,054	→
Quarter ending June 2017	8,995	→
Variance since June 2016	8.7%	↑



ACTIVITY



Month	Adjusted Scheduled Activity (UDA)	
	2017	2018
April	881	157
May	3,190	2,689
June	3,652	4,413
July	4,321	
August	7,852	
September	11,479	
October	14,044	
November	16,306	
December	18,310	
January	20,216	
February	22,162	
March	24,593	
April	25,298	
May	25,538	
June	25,538	

QUALITY

	Quantity	Base Number	Contract	AT	Region	England
% of FP17s for the same patient ID Re-attending within 3 months - Children	30	488	6.1%	9.4%	11.6%	12.0%
% of FP17s for the same patient ID Re-attending within 3 months - Adults	261	2,102	12.4%	14.2%	15.9%	16.0%
% of FP17s for the same patient ID Re-attending between 3 & 9 months - Children	321	488	65.8%	62.0%	60.4%	58.0%
% of FP17s for the same patient ID Re-attending between 3 & 9 months - Adults	1,121	2,102	53.3%	52.8%	52.3%	50.9%
% of FP17s for Band 1 Urgent Courses	127	2,064	6.2%	8.0%	9.5%	9.1%
% of FP17s Relating to Free Repair or Replacements	21	2,064	1.0%	0.9%	0.7%	0.8%
% of FP17s Relating to Continuations	15	2,064	0.7%	1.3%	1.0%	1.1%
% of Patients satisfied with the dentistry they have received	25	29	86.2%	92.5%	91.9%	91.7%
% of Patients satisfied with the time they had to wait for an appointment	24	29	82.8%	88.4%	88.0%	88.0%

* This is based on patients treated on this contract for their most recent course of treatment. Figures in italics indicate the base number of FP17s or Patient Questionnaire responses are less than 100. N/A is shown where the base number of responses is less than 10 during the period. % is calculated as Quantity/Base number*100

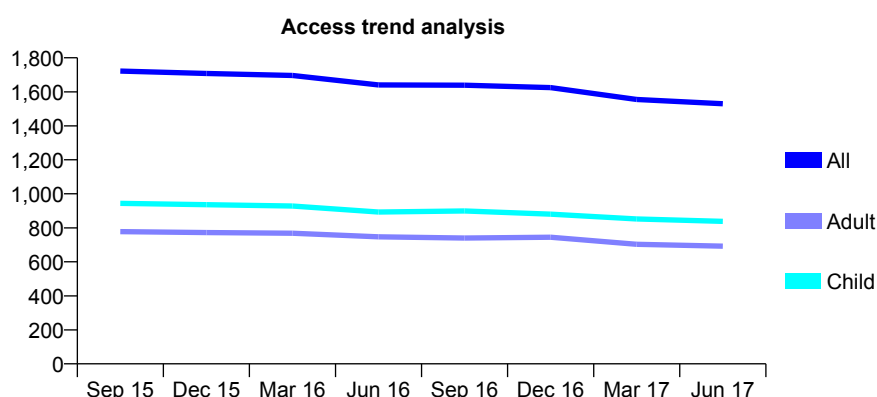
Q65 - Vital Signs At a Glance Contract Report for 762903/0001 - June 2017

Name or company name	MR CR BRANN
Contract type name	GDS Contract
Purpose of contract	General
Contract start date	01/02/2007
Contract end date	

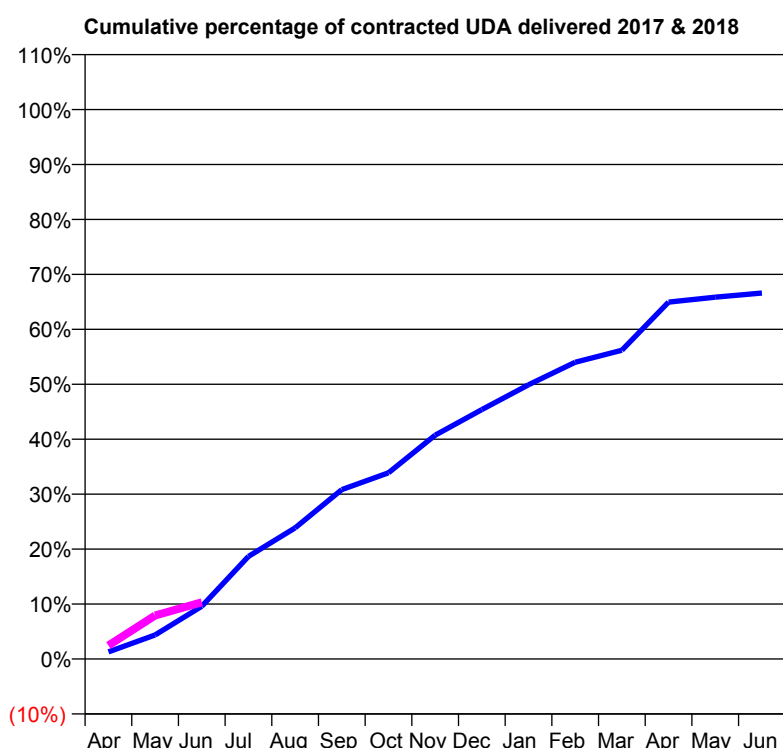
17/18 Contracted general activity (UDA)	5,865
Carry forward general activity (UDA)	0
17/18 Contracted orthodontic activity (UOA)	0
Carry forward orthodontic activity (UOA)	0
Baseline contract value	£130,362.30

ACCESS*

Patients seen in 24 months	Total	Change since previous quarter
Quarter ending June 2016	1,640	
Quarter ending September 2016	1,639	→
Quarter ending December 2016	1,625	→
Quarter ending March 2017	1,555	↓
Quarter ending June 2017	1,530	↓
Variance since June 2016	(6.7%)	↓



ACTIVITY



Adjusted Scheduled Activity (UDA)		
Month	2017	2018
April	76	144
May	257	464
June	563	605
July	1,095	
August	1,399	
September	1,808	
October	1,988	
November	2,388	
December	2,662	
January	2,927	
February	3,167	
March	3,295	
April	3,810	
May	3,862	
June	3,906	

QUALITY

	Quantity	Base Number	Contract	AT	Region	England
% of FP17s for the same patient ID Re-attending within 3 months - Children	39	445	8.8%	9.4%	11.6%	12.0%
% of FP17s for the same patient ID Re-attending within 3 months - Adults	36	233	15.5%	14.2%	15.9%	16.0%
% of FP17s for the same patient ID Re-attending between 3 & 9 months - Children	337	445	75.7%	62.0%	60.4%	58.0%
% of FP17s for the same patient ID Re-attending between 3 & 9 months - Adults	132	233	56.7%	52.8%	52.3%	50.9%
% of FP17s for Band 1 Urgent Courses	7	354	2.0%	8.0%	9.5%	9.1%
% of FP17s Relating to Free Repair or Replacements	1	354	0.3%	0.9%	0.7%	0.8%
% of FP17s Relating to Continuations	11	354	3.1%	1.3%	1.0%	1.1%
% of Patients satisfied with the dentistry they have received	2	2	N/A	92.5%	91.9%	91.7%
% of Patients satisfied with the time they had to wait for an appointment	1	2	N/A	88.4%	88.0%	88.0%

* This is based on patients treated on this contract for their most recent course of treatment. Figures in italics indicate the base number of FP17s or Patient Questionnaire responses are less than 100. N/A is shown where the base number of responses is less than 10 during the period. % is calculated as Quantity/Base number*100

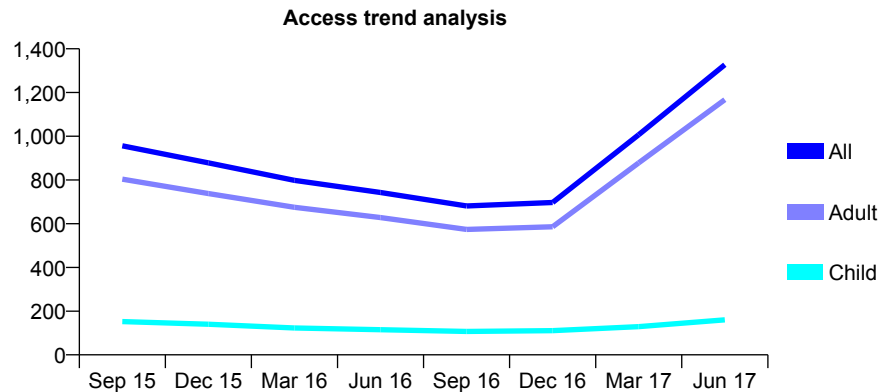
Q65 - Vital Signs At a Glance Contract Report for 765864/0001 - June 2017

Name or company name	Mr T Razavi
Contract type name	GDS Contract
Purpose of contract	General
Contract start date	01/04/2006
Contract end date	

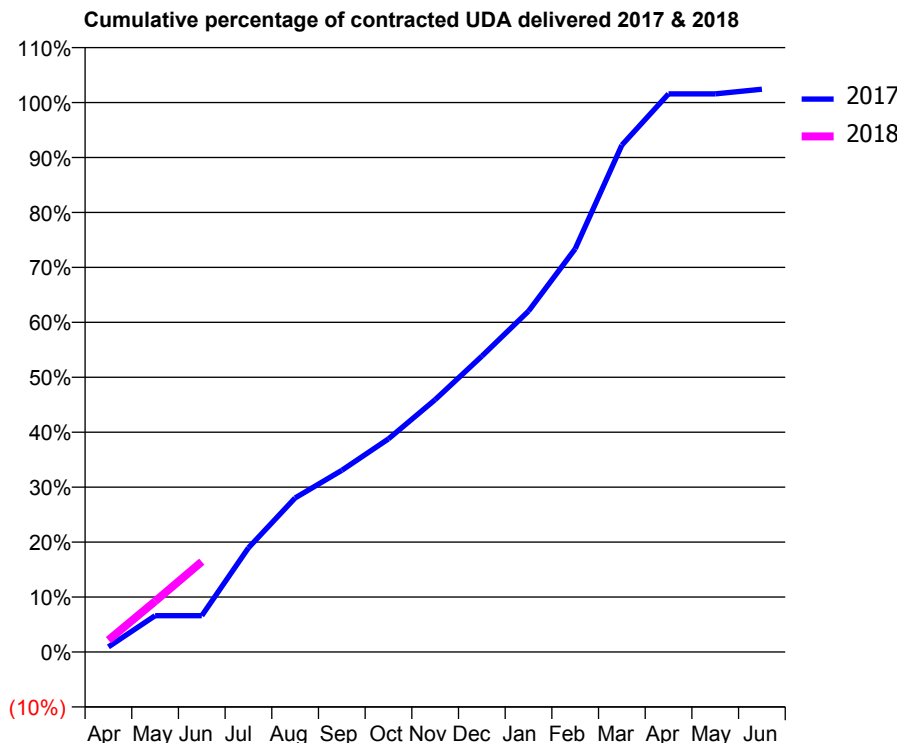
17/18 Contracted general activity (UDA)	5,998
Carry forward general activity (UDA)	0
17/18 Contracted orthodontic activity (UOA)	0
Carry forward orthodontic activity (UOA)	0
Baseline contract value	£166,678.53

ACCESS*

Patients seen in 24 months	Total	Change since previous quarter
Quarter ending June 2016	743	
Quarter ending September 2016	681	↓
Quarter ending December 2016	697	↑
Quarter ending March 2017	1,007	↑
Quarter ending June 2017	1,327	↑
Variance since June 2016	78.6%	↑



ACTIVITY



Month	Adjusted Scheduled Activity (UDA)	
	2017	2018
April	33	130
May	232	554
June	232	987
July	664	
August	981	
September	1,157	
October	1,358	
November	1,607	
December	1,884	
January	2,171	
February	2,568	
March	3,229	
April	3,555	
May	3,555	
June	3,584	

QUALITY

	Quantity	Base Number	Contract	AT	Region	England
% of FP17s for the same patient ID Re-attending within 3 months - Children	3	86	3.5%	9.4%	11.6%	12.0%
% of FP17s for the same patient ID Re-attending within 3 months - Adults	72	537	13.4%	14.2%	15.9%	16.0%
% of FP17s for the same patient ID Re-attending between 3 & 9 months - Children	33	86	38.4%	62.0%	60.4%	58.0%
% of FP17s for the same patient ID Re-attending between 3 & 9 months - Adults	137	537	25.5%	52.8%	52.3%	50.9%
% of FP17s for Band 1 Urgent Courses	69	503	13.7%	8.0%	9.5%	9.1%
% of FP17s Relating to Free Repair or Replacements	7	503	1.4%	0.9%	0.7%	0.8%
% of FP17s Relating to Continuations	3	503	0.6%	1.3%	1.0%	1.1%
% of Patients satisfied with the dentistry they have received	6	6	N/A	92.5%	91.9%	91.7%
% of Patients satisfied with the time they had to wait for an appointment	6	6	N/A	88.4%	88.0%	88.0%

* This is based on patients treated on this contract for their most recent course of treatment. Figures in italics indicate the base number of FP17s or Patient Questionnaire responses are less than 100. N/A is shown where the base number of responses is less than 10 during the period. % is calculated as Quantity/Base number*100

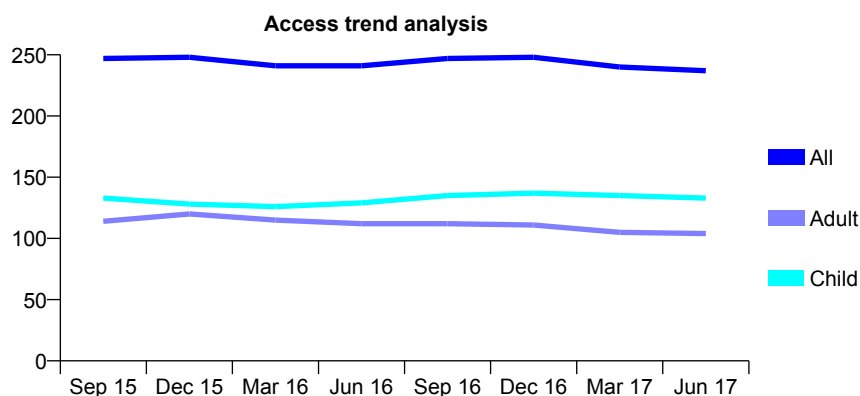
Q65 - Vital Signs At a Glance Contract Report for 770574/0001 - June 2017

Name or company name	MR MJ OVERTON-FOX
Contract type name	GDS Contract
Purpose of contract	General
Contract start date	01/04/2006
Contract end date	

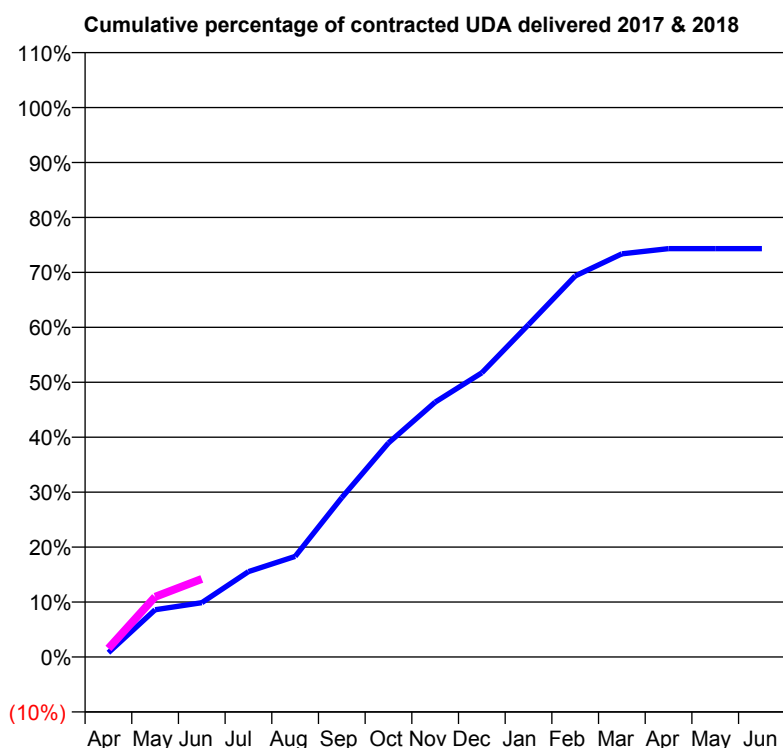
17/18 Contracted general activity (UDA)	770
Carry forward general activity (UDA)	0
17/18 Contracted orthodontic activity (UOA)	0
Carry forward orthodontic activity (UOA)	0
Baseline contract value	£17,449.53

ACCESS*

Patients seen in 24 months	Total	Change since previous quarter
Quarter ending June 2016	241	
Quarter ending September 2016	247	↑
Quarter ending December 2016	248	→
Quarter ending March 2017	240	↓
Quarter ending June 2017	237	↓
Variance since June 2016	(1.7%)	↓



ACTIVITY



Adjusted Scheduled Activity (UDA)		
Month	2017	2018
April	6	12
May	66	84
June	76	109
July	120	
August	141	
September	223	
October	300	
November	357	
December	398	
January	466	
February	534	
March	565	
April	572	
May	572	
June	572	

QUALITY

	Quantity	Base Number	Contract	AT	Region	England
% of FP17s for the same patient ID Re-attending within 3 months - Children	2	34	5.9%	9.4%	11.6%	12.0%
% of FP17s for the same patient ID Re-attending within 3 months - Adults	5	24	20.8%	14.2%	15.9%	16.0%
% of FP17s for the same patient ID Re-attending between 3 & 9 months - Children	25	34	73.5%	62.0%	60.4%	58.0%
% of FP17s for the same patient ID Re-attending between 3 & 9 months - Adults	14	24	58.3%	52.8%	52.3%	50.9%
% of FP17s for Band 1 Urgent Courses	2	51	3.9%	8.0%	9.5%	9.1%
% of FP17s Relating to Free Repair or Replacements	0	51	0.0%	0.9%	0.7%	0.8%
% of FP17s Relating to Continuations	0	51	0.0%	1.3%	1.0%	1.1%
% of Patients satisfied with the dentistry they have received	2	2	N/A	92.5%	91.9%	91.7%
% of Patients satisfied with the time they had to wait for an appointment	2	2	N/A	88.4%	88.0%	88.0%

* This is based on patients treated on this contract for their most recent course of treatment. Figures in italics indicate the base number of FP17s or Patient Questionnaire responses are less than 100. N/A is shown where the base number of responses is less than 10 during the period. % is calculated as Quantity/Base number*100

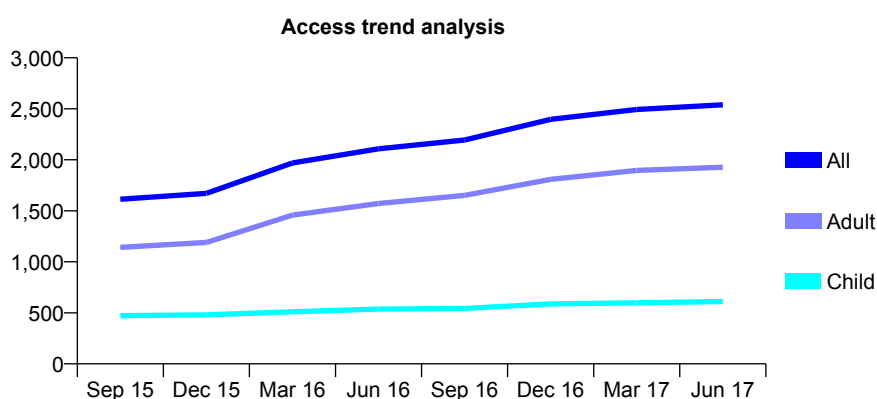
Q65 - Vital Signs At a Glance Contract Report for 787442/0001 - June 2017

Name or company name	MR J SKVARKA
Contract type name	GDS Contract
Purpose of contract	General
Contract start date	01/04/2006
Contract end date	

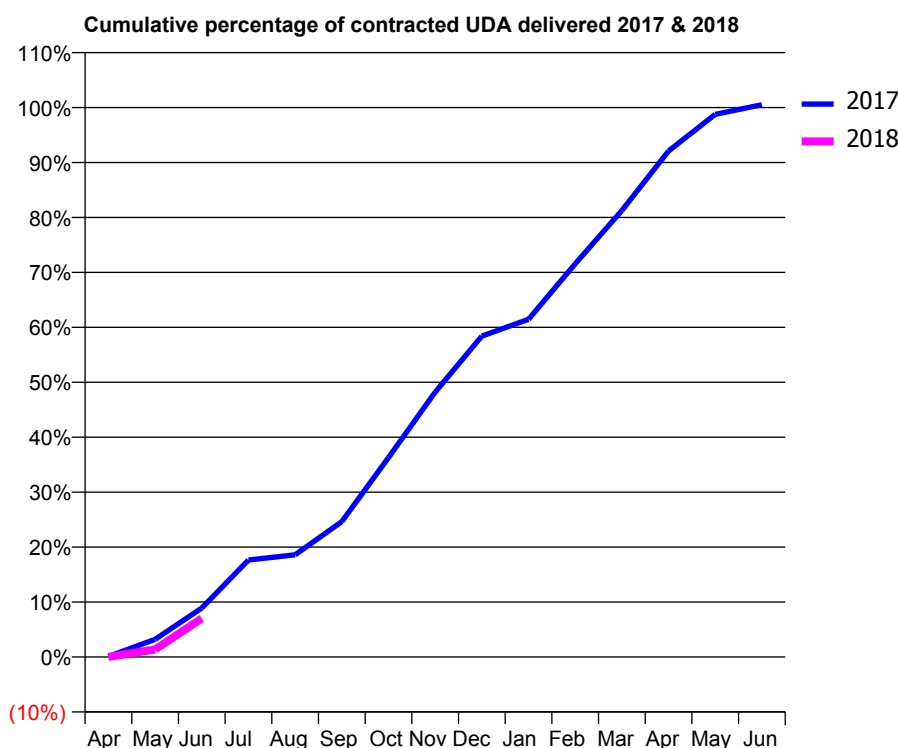
17/18 Contracted general activity (UDA)	5,997
Carry forward general activity (UDA)	0
17/18 Contracted orthodontic activity (UOA)	0
Carry forward orthodontic activity (UOA)	0
Baseline contract value	£141,711.58

ACCESS*

Patients seen in 24 months	Total	Change since previous quarter
Quarter ending June 2016	2,108	
Quarter ending September 2016	2,194	↑
Quarter ending December 2016	2,397	↑
Quarter ending March 2017	2,494	↑
Quarter ending June 2017	2,539	→
Variance since June 2016	20.4%	↑



ACTIVITY



Month	Adjusted Scheduled Activity (UDA)	
	2017	2018
April	6	0
May	192	82
June	535	422
July	1,058	
August	1,116	
September	1,478	
October	2,176	
November	2,891	
December	3,502	
January	3,686	
February	4,290	
March	4,873	
April	5,523	
May	5,922	
June	6,027	

QUALITY

	Quantity	Base Number	Contract	AT	Region	England
% of FP17s for the same patient ID Re-attending within 3 months - Children	9	159	5.7%	9.4%	11.6%	12.0%
% of FP17s for the same patient ID Re-attending within 3 months - Adults	29	475	6.1%	14.2%	15.9%	16.0%
% of FP17s for the same patient ID Re-attending between 3 & 9 months - Children	70	159	44.0%	62.0%	60.4%	58.0%
% of FP17s for the same patient ID Re-attending between 3 & 9 months - Adults	186	475	39.2%	52.8%	52.3%	50.9%
% of FP17s for Band 1 Urgent Courses	25	162	15.4%	8.0%	9.5%	9.1%
% of FP17s Relating to Free Repair or Replacements	1	162	0.6%	0.9%	0.7%	0.8%
% of FP17s Relating to Continuations	1	162	0.6%	1.3%	1.0%	1.1%
% of Patients satisfied with the dentistry they have received	4	4	N/A	92.5%	91.9%	91.7%
% of Patients satisfied with the time they had to wait for an appointment	3	4	N/A	88.4%	88.0%	88.0%

* This is based on patients treated on this contract for their most recent course of treatment. Figures in italics indicate the base number of FP17s or Patient Questionnaire responses are less than 100. N/A is shown where the base number of responses is less than 10 during the period. % is calculated as Quantity/Base number*100

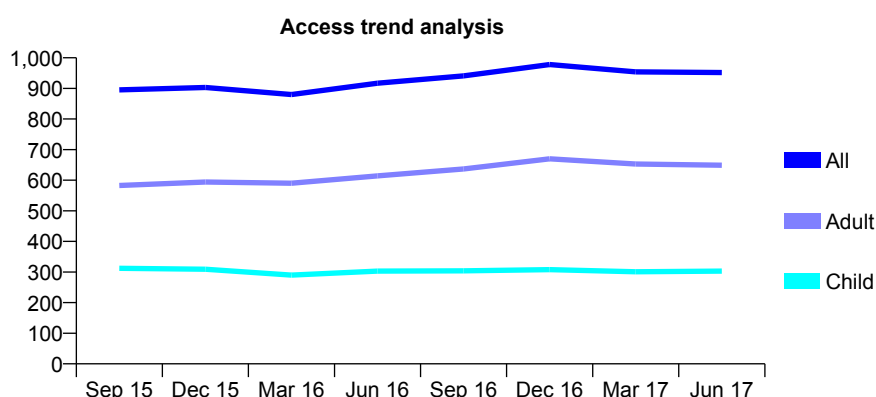
Q65 - Vital Signs At a Glance Contract Report for 804703/0001 - June 2017

Name or company name	MR LM COSTELLO
Contract type name	GDS Contract
Purpose of contract	General
Contract start date	01/04/2006
Contract end date	

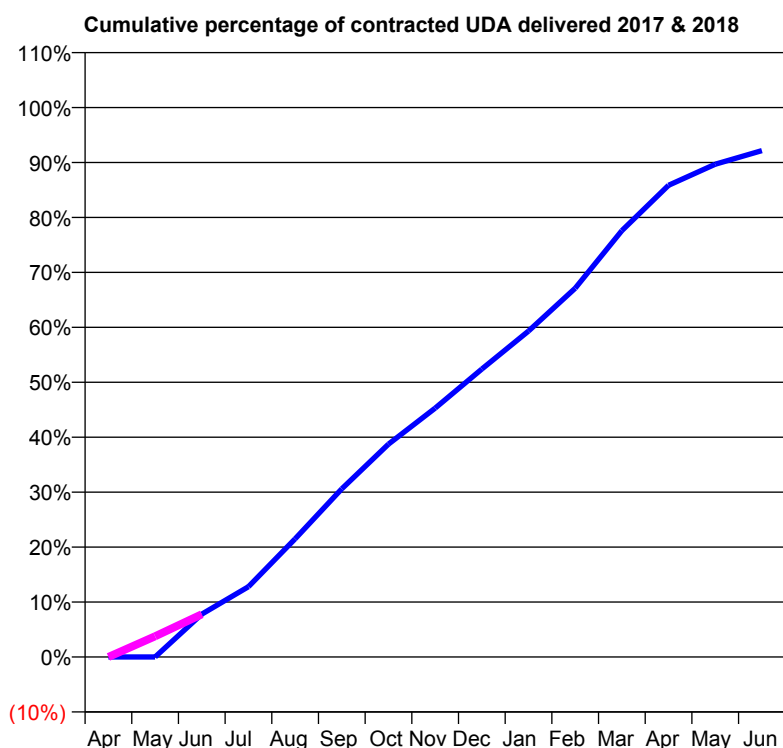
17/18 Contracted general activity (UDA)	2,817
Carry forward general activity (UDA)	0
17/18 Contracted orthodontic activity (UOA)	0
Carry forward orthodontic activity (UOA)	0
Baseline contract value	£69,794.75

ACCESS*

Patients seen in 24 months	Total	Change since previous quarter
Quarter ending June 2016	917	
Quarter ending September 2016	941	↑
Quarter ending December 2016	978	↑
Quarter ending March 2017	954	↓
Quarter ending June 2017	952	→
Variance since June 2016	3.8%	↑



ACTIVITY



Adjusted Scheduled Activity (UDA)		
Month	2017	2018
April	0	0
May	0	106
June	220	219
July	360	
August	606	
September	862	
October	1,091	
November	1,276	
December	1,476	
January	1,671	
February	1,890	
March	2,186	
April	2,418	
May	2,526	
June	2,596	

QUALITY

	Quantity	Base Number	Contract	AT	Region	England
% of FP17s for the same patient ID Re-attending within 3 months - Children	0	88	0.0%	9.4%	11.6%	12.0%
% of FP17s for the same patient ID Re-attending within 3 months - Adults	17	176	9.7%	14.2%	15.9%	16.0%
% of FP17s for the same patient ID Re-attending between 3 & 9 months - Children	59	88	67.0%	62.0%	60.4%	58.0%
% of FP17s for the same patient ID Re-attending between 3 & 9 months - Adults	94	176	53.4%	52.8%	52.3%	50.9%
% of FP17s for Band 1 Urgent Courses	10	129	7.8%	8.0%	9.5%	9.1%
% of FP17s Relating to Free Repair or Replacements	0	129	0.0%	0.9%	0.7%	0.8%
% of FP17s Relating to Continuations	0	129	0.0%	1.3%	1.0%	1.1%
% of Patients satisfied with the dentistry they have received	0	0	N/A	92.5%	91.9%	91.7%
% of Patients satisfied with the time they had to wait for an appointment	0	0	N/A	88.4%	88.0%	88.0%

* This is based on patients treated on this contract for their most recent course of treatment. Figures in italics indicate the base number of FP17s or Patient Questionnaire responses are less than 100. N/A is shown where the base number of responses is less than 10 during the period. % is calculated as Quantity/Base number*100

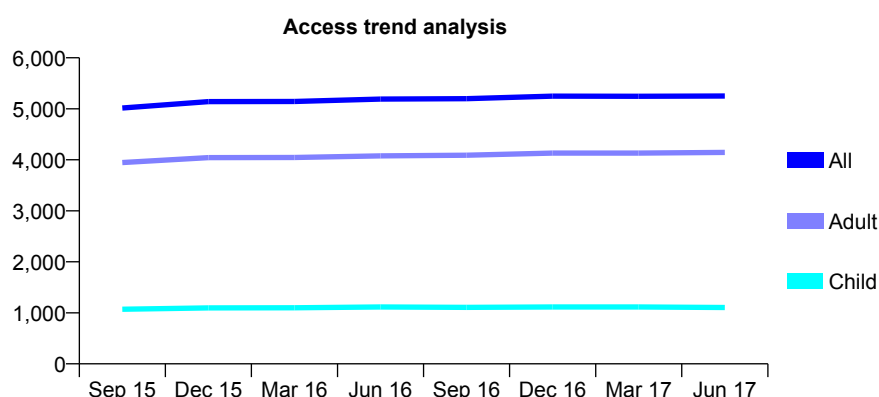
Q65 - Vital Signs At a Glance Contract Report for 807982/0001 - June 2017

Name or company name	MR MA WILCOX
Contract type name	GDS Contract
Purpose of contract	General
Contract start date	01/04/2006
Contract end date	

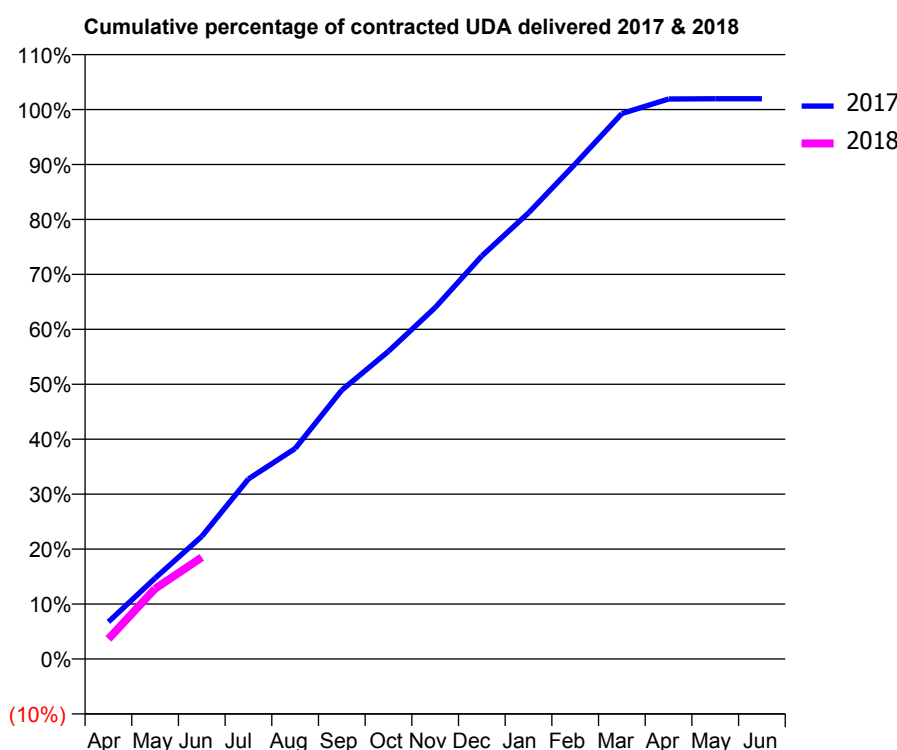
17/18 Contracted general activity (UDA)	15,918
Carry forward general activity (UDA)	0
17/18 Contracted orthodontic activity (UOA)	0
Carry forward orthodontic activity (UOA)	0
Baseline contract value	£361,379.83

ACCESS*

Patients seen in 24 months	Total	Change since previous quarter
Quarter ending June 2016	5,192	
Quarter ending September 2016	5,198	→
Quarter ending December 2016	5,249	→
Quarter ending March 2017	5,247	→
Quarter ending June 2017	5,250	→
Variance since June 2016	1.1%	→



ACTIVITY



Adjusted Scheduled Activity (UDA)		
Month	2017	2018
April	1,077	580
May	2,344	2,036
June	3,552	2,947
July	5,217	
August	6,097	
September	7,789	
October	8,913	
November	10,179	
December	11,677	
January	12,923	
February	14,342	
March	15,800	
April	16,223	
May	16,230	
June	16,230	

QUALITY

	Quantity	Base Number	Contract	AT	Region	England
% of FP17s for the same patient ID Re-attending within 3 months - Children	21	326	6.4%	9.4%	11.6%	12.0%
% of FP17s for the same patient ID Re-attending within 3 months - Adults	145	1,212	12.0%	14.2%	15.9%	16.0%
% of FP17s for the same patient ID Re-attending between 3 & 9 months - Children	167	326	51.2%	62.0%	60.4%	58.0%
% of FP17s for the same patient ID Re-attending between 3 & 9 months - Adults	635	1,212	52.4%	52.8%	52.3%	50.9%
% of FP17s for Band 1 Urgent Courses	28	1,363	2.1%	8.0%	9.5%	9.1%
% of FP17s Relating to Free Repair or Replacements	24	1,363	1.8%	0.9%	0.7%	0.8%
% of FP17s Relating to Continuations	22	1,363	1.6%	1.3%	1.0%	1.1%
% of Patients satisfied with the dentistry they have received	13	16	81.3%	92.5%	91.9%	91.7%
% of Patients satisfied with the time they had to wait for an appointment	14	16	87.5%	88.4%	88.0%	88.0%

* This is based on patients treated on this contract for their most recent course of treatment. Figures in italics indicate the base number of FP17s or Patient Questionnaire responses are less than 100. N/A is shown where the base number of responses is less than 10 during the period. % is calculated as Quantity/Base number*100

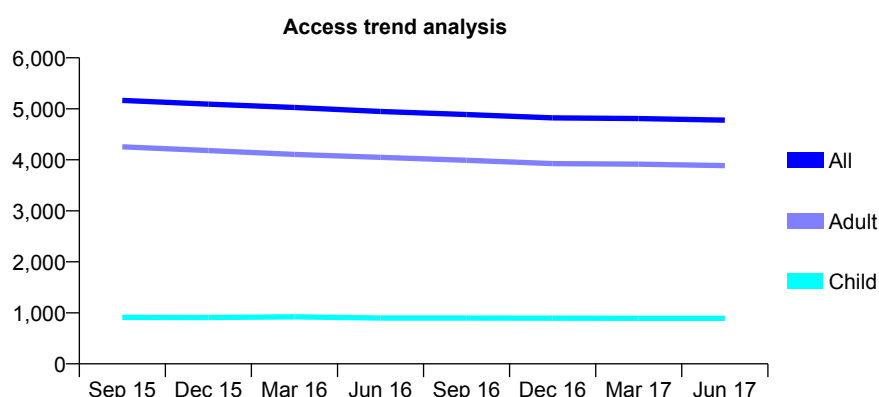
Q65 - Vital Signs At a Glance Contract Report for 813893/0001 - June 2017

Name or company name	MR P MARFFY
Contract type name	GDS Contract
Purpose of contract	General
Contract start date	01/04/2006
Contract end date	

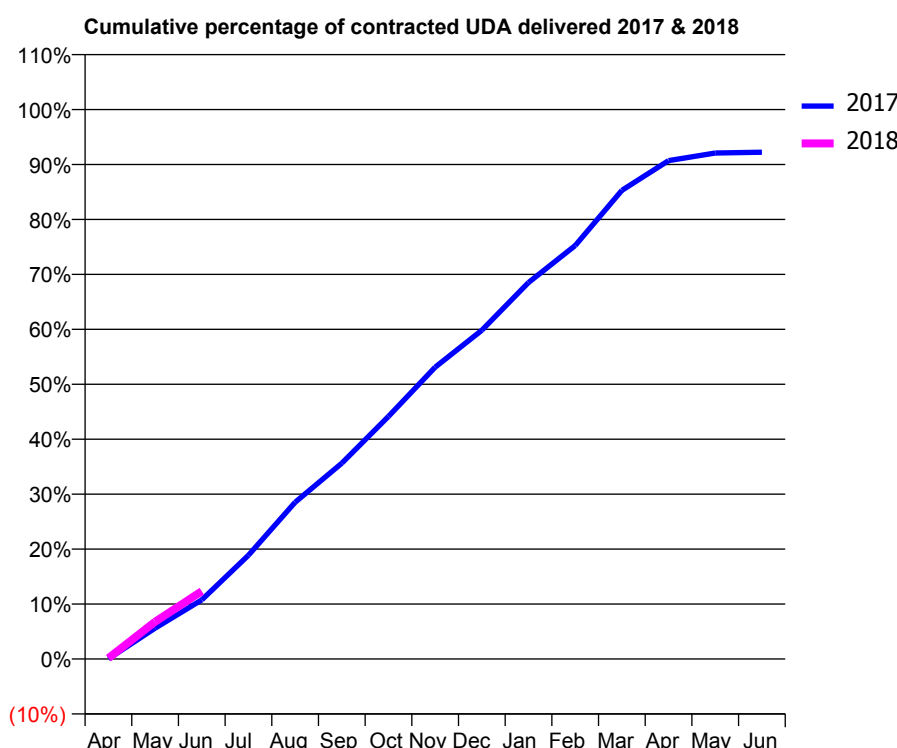
17/18 Contracted general activity (UDA)	13,482
Carry forward general activity (UDA)	0
17/18 Contracted orthodontic activity (UOA)	0
Carry forward orthodontic activity (UOA)	0
Baseline contract value	£302,912.58

ACCESS*

Patients seen in 24 months	Total	Change since previous quarter
Quarter ending June 2016	4,947	
Quarter ending September 2016	4,888	↓
Quarter ending December 2016	4,822	↓
Quarter ending March 2017	4,808	→
Quarter ending June 2017	4,779	→
Variance since June 2016	(3.4%)	↓



ACTIVITY



Month	Adjusted Scheduled Activity (UDA)	
	2017	2018
April	4	21
May	757	914
June	1,452	1,662
July	2,546	
August	3,845	
September	4,805	
October	5,954	
November	7,161	
December	8,067	
January	9,236	
February	10,145	
March	11,498	
April	12,229	
May	12,415	
June	12,433	

QUALITY

	Quantity	Base Number	Contract	AT	Region	England
% of FP17s for the same patient ID Re-attending within 3 months - Children	24	234	10.3%	9.4%	11.6%	12.0%
% of FP17s for the same patient ID Re-attending within 3 months - Adults	196	964	20.3%	14.2%	15.9%	16.0%
% of FP17s for the same patient ID Re-attending between 3 & 9 months - Children	78	234	33.3%	62.0%	60.4%	58.0%
% of FP17s for the same patient ID Re-attending between 3 & 9 months - Adults	305	964	31.6%	52.8%	52.3%	50.9%
% of FP17s for Band 1 Urgent Courses	72	811	8.9%	8.0%	9.5%	9.1%
% of FP17s Relating to Free Repair or Replacements	9	811	1.1%	0.9%	0.7%	0.8%
% of FP17s Relating to Continuations	19	811	2.3%	1.3%	1.0%	1.1%
% of Patients satisfied with the dentistry they have received	21	24	87.5%	92.5%	91.9%	91.7%
% of Patients satisfied with the time they had to wait for an appointment	23	24	95.8%	88.4%	88.0%	88.0%

* This is based on patients treated on this contract for their most recent course of treatment. Figures in italics indicate the base number of FP17s or Patient Questionnaire responses are less than 100. N/A is shown where the base number of responses is less than 10 during the period. % is calculated as Quantity/Base number*100

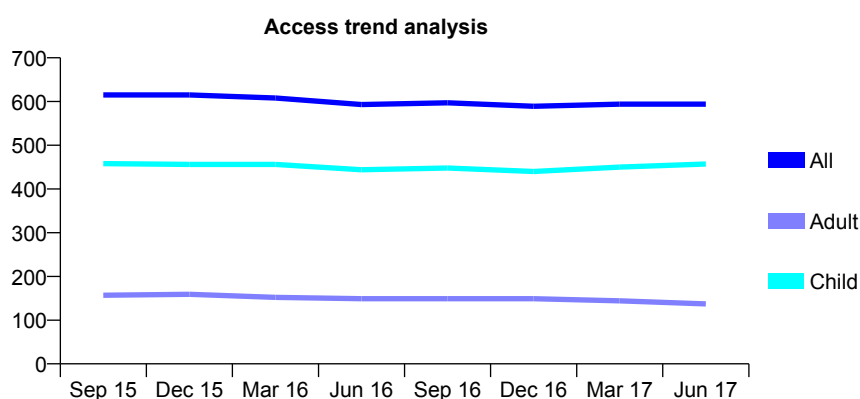
Q65 - Vital Signs At a Glance Contract Report for 825441/0001 - June 2017

Name or company name	MISS AL WHITBY
Contract type name	GDS Contract
Purpose of contract	General
Contract start date	01/04/2006
Contract end date	

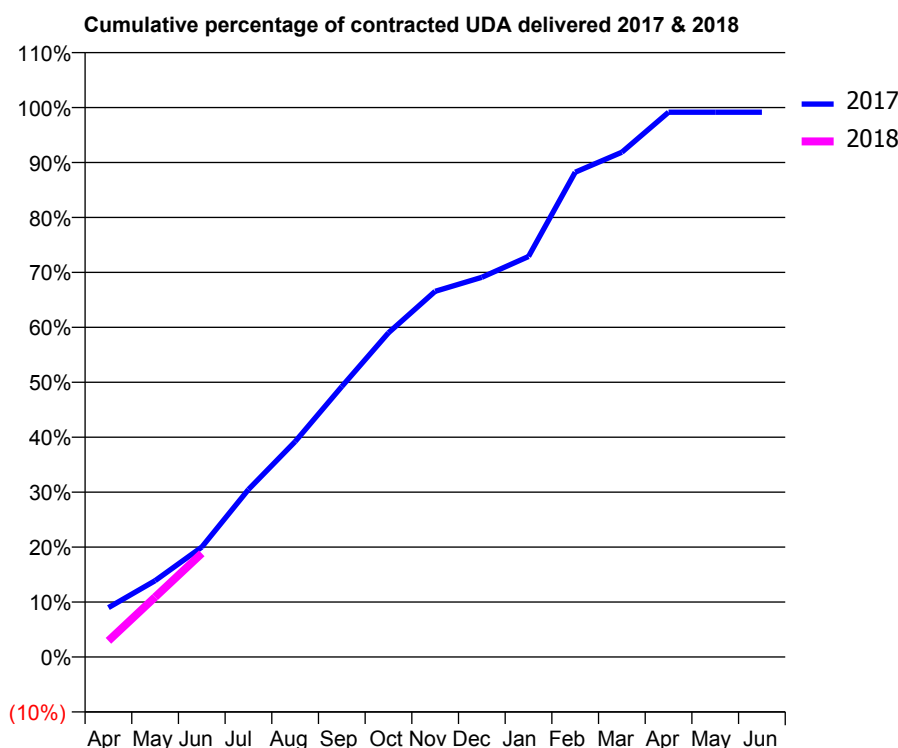
17/18 Contracted general activity (UDA)	1,300
Carry forward general activity (UDA)	0
17/18 Contracted orthodontic activity (UOA)	0
Carry forward orthodontic activity (UOA)	0
Baseline contract value	£29,841.75

ACCESS*

Patients seen in 24 months	Total	Change since previous quarter
Quarter ending June 2016	593	
Quarter ending September 2016	597	→
Quarter ending December 2016	589	↓
Quarter ending March 2017	594	→
Quarter ending June 2017	594	→
Variance since June 2016	0.2%	→



ACTIVITY



Adjusted Scheduled Activity (UDA)		
Month	2017	2018
April	117	38
May	181	142
June	260	245
July	396	
August	510	
September	640	
October	767	
November	865	
December	898	
January	947	
February	1,147	
March	1,194	
April	1,289	
May	1,289	
June	1,289	

QUALITY

	Quantity	Base Number	Contract	AT	Region	England
% of FP17s for the same patient ID Re-attending within 3 months - Children	13	198	6.6%	9.4%	11.6%	12.0%
% of FP17s for the same patient ID Re-attending within 3 months - Adults	7	36	19.4%	14.2%	15.9%	16.0%
% of FP17s for the same patient ID Re-attending between 3 & 9 months - Children	111	198	56.1%	62.0%	60.4%	58.0%
% of FP17s for the same patient ID Re-attending between 3 & 9 months - Adults	20	36	55.6%	52.8%	52.3%	50.9%
% of FP17s for Band 1 Urgent Courses	6	165	3.6%	8.0%	9.5%	9.1%
% of FP17s Relating to Free Repair or Replacements	0	165	0.0%	0.9%	0.7%	0.8%
% of FP17s Relating to Continuations	0	165	0.0%	1.3%	1.0%	1.1%
% of Patients satisfied with the dentistry they have received	1	1	N/A	92.5%	91.9%	91.7%
% of Patients satisfied with the time they had to wait for an appointment	1	1	N/A	88.4%	88.0%	88.0%

* This is based on patients treated on this contract for their most recent course of treatment. Figures in italics indicate the base number of FP17s or Patient Questionnaire responses are less than 100. N/A is shown where the base number of responses is less than 10 during the period. % is calculated as Quantity/Base number*100

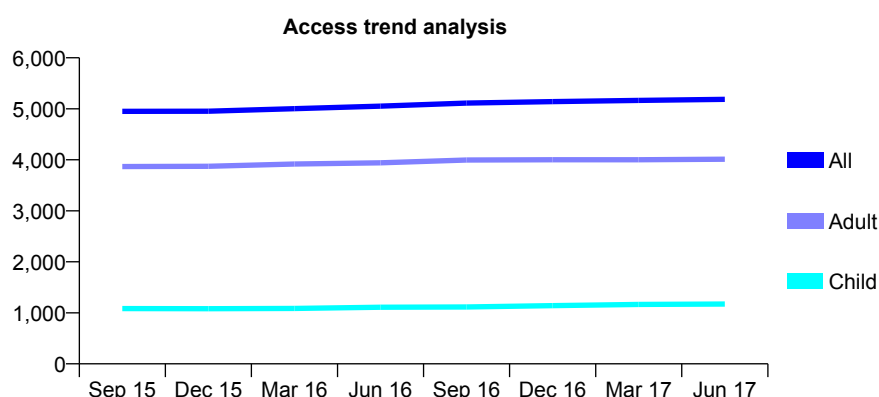
Q65 - Vital Signs At a Glance Contract Report for 836133/0001 - June 2017

Name or company name	MRS LA BARNES
Contract type name	GDS Contract
Purpose of contract	General and Orthodontic
Contract start date	01/06/2013
Contract end date	

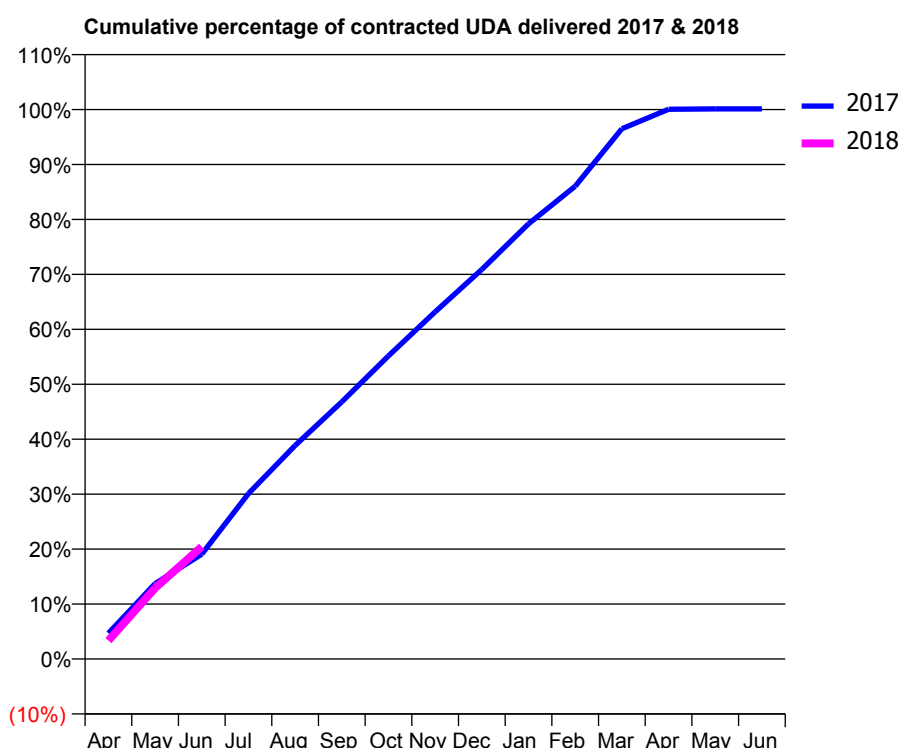
17/18 Contracted general activity (UDA)	13,500
Carry forward general activity (UDA)	0
17/18 Contracted orthodontic activity (UOA)	500
Carry forward orthodontic activity (UOA)	0
Baseline contract value	£333,991.66

ACCESS*

Patients seen in 24 months	Total	Change since previous quarter
Quarter ending June 2016	5,053	
Quarter ending September 2016	5,113	→
Quarter ending December 2016	5,142	→
Quarter ending March 2017	5,165	→
Quarter ending June 2017	5,186	→
Variance since June 2016	2.6%	↑



ACTIVITY



Adjusted Scheduled Activity (UDA)		
Month	2017	2018
April	632	453
May	1,854	1,743
June	2,576	2,760
July	4,065	
August	5,247	
September	6,319	
October	7,448	
November	8,528	
December	9,572	
January	10,691	
February	11,617	
March	13,028	
April	13,504	
May	13,514	
June	13,516	

QUALITY

	Quantity	Base Number	Contract	AT	Region	England
% of FP17s for the same patient ID Re-attending within 3 months - Children	49	534	9.2%	9.4%	11.6%	12.0%
% of FP17s for the same patient ID Re-attending within 3 months - Adults	210	1,456	14.4%	14.2%	15.9%	16.0%
% of FP17s for the same patient ID Re-attending between 3 & 9 months - Children	390	534	73.0%	62.0%	60.4%	58.0%
% of FP17s for the same patient ID Re-attending between 3 & 9 months - Adults	832	1,456	57.1%	52.8%	52.3%	50.9%
% of FP17s for Band 1 Urgent Courses	97	1,691	5.7%	8.0%	9.5%	9.1%
% of FP17s Relating to Free Repair or Replacements	16	1,691	0.9%	0.9%	0.7%	0.8%
% of FP17s Relating to Continuations	10	1,691	0.6%	1.3%	1.0%	1.1%
% of Patients satisfied with the dentistry they have received	19	19	100.0%	92.5%	91.9%	91.7%
% of Patients satisfied with the time they had to wait for an appointment	19	19	100.0%	88.4%	88.0%	88.0%

* This is based on patients treated on this contract for their most recent course of treatment. Figures in italics indicate the base number of FP17s or Patient Questionnaire responses are less than 100. N/A is shown where the base number of responses is less than 10 during the period. % is calculated as Quantity/Base number*100

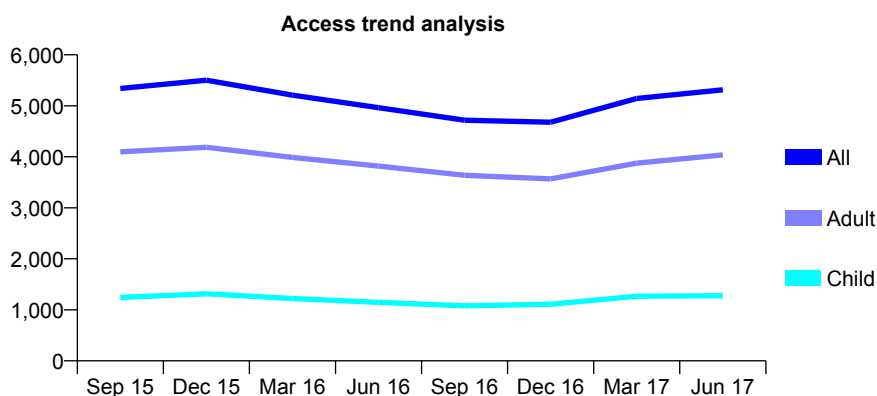
Q65 - Vital Signs At a Glance Contract Report for 840289/0002 - June 2017

Name or company name	MR AM HOUSE
Contract type name	GDS Contract
Purpose of contract	General
Contract start date	01/04/2007
Contract end date	

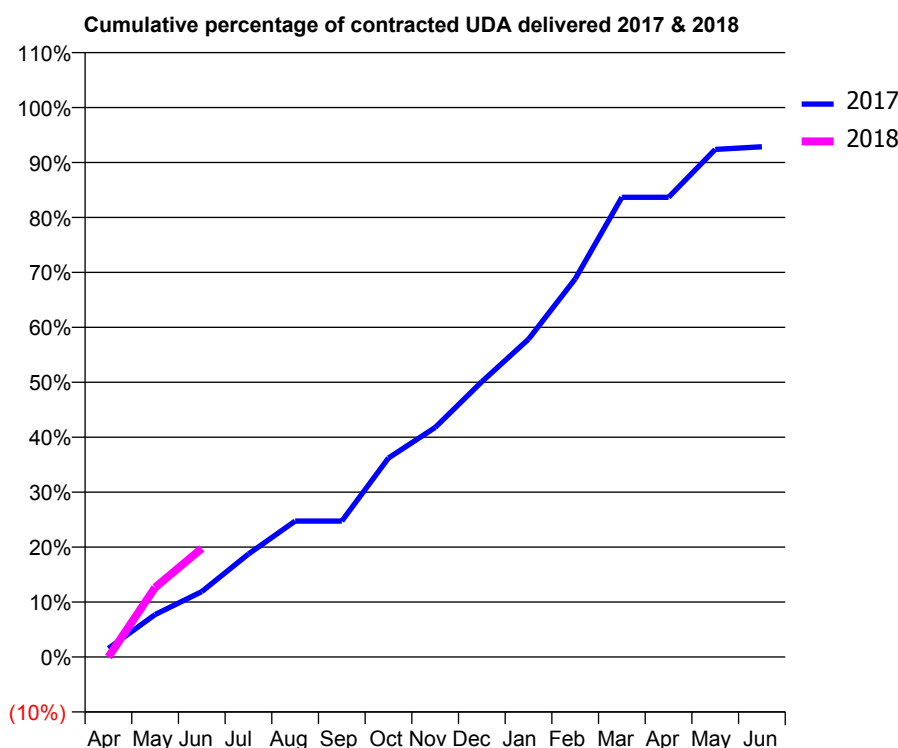
17/18 Contracted general activity (UDA)	12,686
Carry forward general activity (UDA)	0
17/18 Contracted orthodontic activity (UOA)	0
Carry forward orthodontic activity (UOA)	0
Baseline contract value	£263,789.31

ACCESS*

Patients seen in 24 months	Total	Change since previous quarter
Quarter ending June 2016	4,963	
Quarter ending September 2016	4,717	↓
Quarter ending December 2016	4,679	→
Quarter ending March 2017	5,144	↑
Quarter ending June 2017	5,315	↑
Variance since June 2016	7.1%	↑



ACTIVITY



Adjusted Scheduled Activity (UDA)		
Month	2017	2018
April	198	0
May	982	1,605
June	1,509	2,507
July	2,379	
August	3,138	
September	3,138	
October	4,596	
November	5,299	
December	6,357	
January	7,338	
February	8,730	
March	10,612	
April	10,612	
May	11,719	
June	11,780	

QUALITY

	Quantity	Base Number	Contract	AT	Region	England
% of FP17s for the same patient ID Re-attending within 3 months - Children	26	566	4.6%	9.4%	11.6%	12.0%
% of FP17s for the same patient ID Re-attending within 3 months - Adults	245	1,751	14.0%	14.2%	15.9%	16.0%
% of FP17s for the same patient ID Re-attending between 3 & 9 months - Children	308	566	54.4%	62.0%	60.4%	58.0%
% of FP17s for the same patient ID Re-attending between 3 & 9 months - Adults	704	1,751	40.2%	52.8%	52.3%	50.9%
% of FP17s for Band 1 Urgent Courses	92	1,248	7.4%	8.0%	9.5%	9.1%
% of FP17s Relating to Free Repair or Replacements	9	1,248	0.7%	0.9%	0.7%	0.8%
% of FP17s Relating to Continuations	18	1,248	1.4%	1.3%	1.0%	1.1%
% of Patients satisfied with the dentistry they have received	14	15	93.3%	92.5%	91.9%	91.7%
% of Patients satisfied with the time they had to wait for an appointment	13	15	86.7%	88.4%	88.0%	88.0%

* This is based on patients treated on this contract for their most recent course of treatment. Figures in italics indicate the base number of FP17s or Patient Questionnaire responses are less than 100. N/A is shown where the base number of responses is less than 10 during the period. % is calculated as Quantity/Base number*100

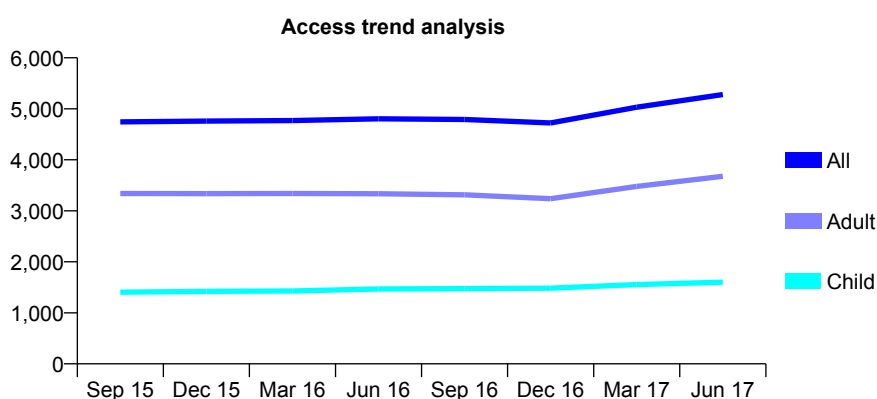
Q65 - Vital Signs At a Glance Contract Report for 843342/0001 - June 2017

Name or company name	MISS IR BORMANN
Contract type name	GDS Contract
Purpose of contract	General
Contract start date	01/04/2006
Contract end date	

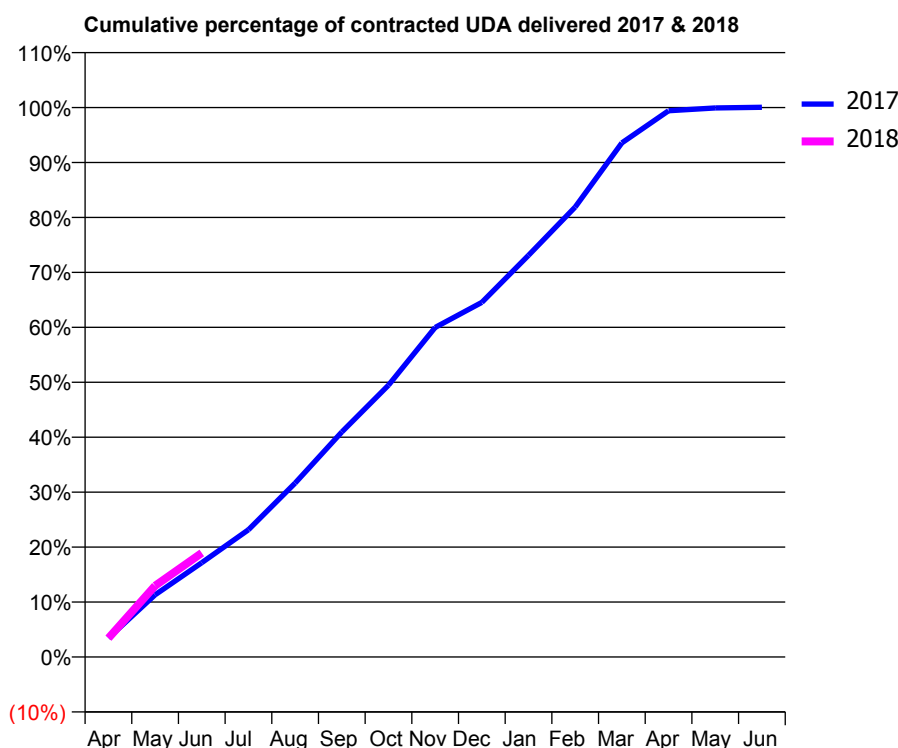
17/18 Contracted general activity (UDA)	10,022
Carry forward general activity (UDA)	0
17/18 Contracted orthodontic activity (UOA)	0
Carry forward orthodontic activity (UOA)	0
Baseline contract value	£266,362.34

ACCESS*

Patients seen in 24 months	Total	Change since previous quarter
Quarter ending June 2016	4,803	
Quarter ending September 2016	4,790	→
Quarter ending December 2016	4,722	↓
Quarter ending March 2017	5,031	↑
Quarter ending June 2017	5,279	↑
Variance since June 2016	9.9%	↑



ACTIVITY



Adjusted Scheduled Activity (UDA)		
Month	2017	2018
April	346	345
May	1,135	1,299
June	1,722	1,898
July	2,321	
August	3,173	
September	4,105	
October	4,958	
November	6,011	
December	6,468	
January	7,326	
February	8,207	
March	9,376	
April	9,962	
May	10,013	
June	10,027	

QUALITY

	Quantity	Base Number	Contract	AT	Region	England
% of FP17s for the same patient ID Re-attending within 3 months - Children	35	559	6.3%	9.4%	11.6%	12.0%
% of FP17s for the same patient ID Re-attending within 3 months - Adults	122	1,204	10.1%	14.2%	15.9%	16.0%
% of FP17s for the same patient ID Re-attending between 3 & 9 months - Children	329	559	58.9%	62.0%	60.4%	58.0%
% of FP17s for the same patient ID Re-attending between 3 & 9 months - Adults	478	1,204	39.7%	52.8%	52.3%	50.9%
% of FP17s for Band 1 Urgent Courses	40	1,148	3.5%	8.0%	9.5%	9.1%
% of FP17s Relating to Free Repair or Replacements	4	1,148	0.3%	0.9%	0.7%	0.8%
% of FP17s Relating to Continuations	2	1,148	0.2%	1.3%	1.0%	1.1%
% of Patients satisfied with the dentistry they have received	5	5	N/A	92.5%	91.9%	91.7%
% of Patients satisfied with the time they had to wait for an appointment	5	5	N/A	88.4%	88.0%	88.0%

* This is based on patients treated on this contract for their most recent course of treatment. Figures in italics indicate the base number of FP17s or Patient Questionnaire responses are less than 100. N/A is shown where the base number of responses is less than 10 during the period. % is calculated as Quantity/Base number*100

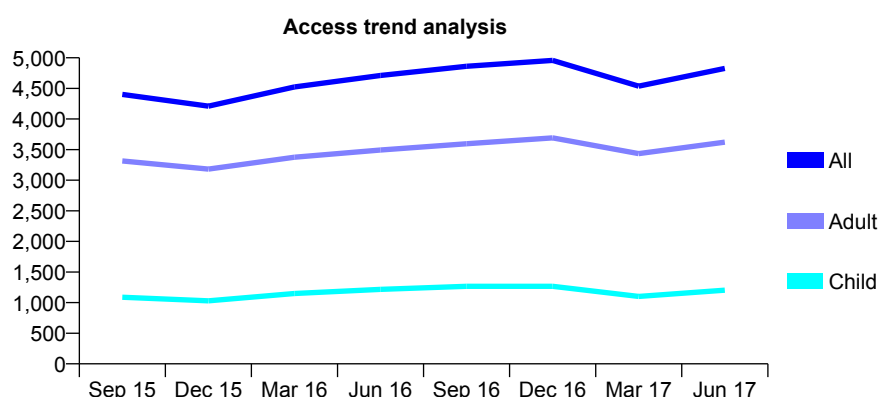
Q65 - Vital Signs At a Glance Contract Report for 858471/0001 - June 2017

Name or company name	MR TS WESTCOTT
Contract type name	GDS Contract
Purpose of contract	General
Contract start date	01/04/2007
Contract end date	

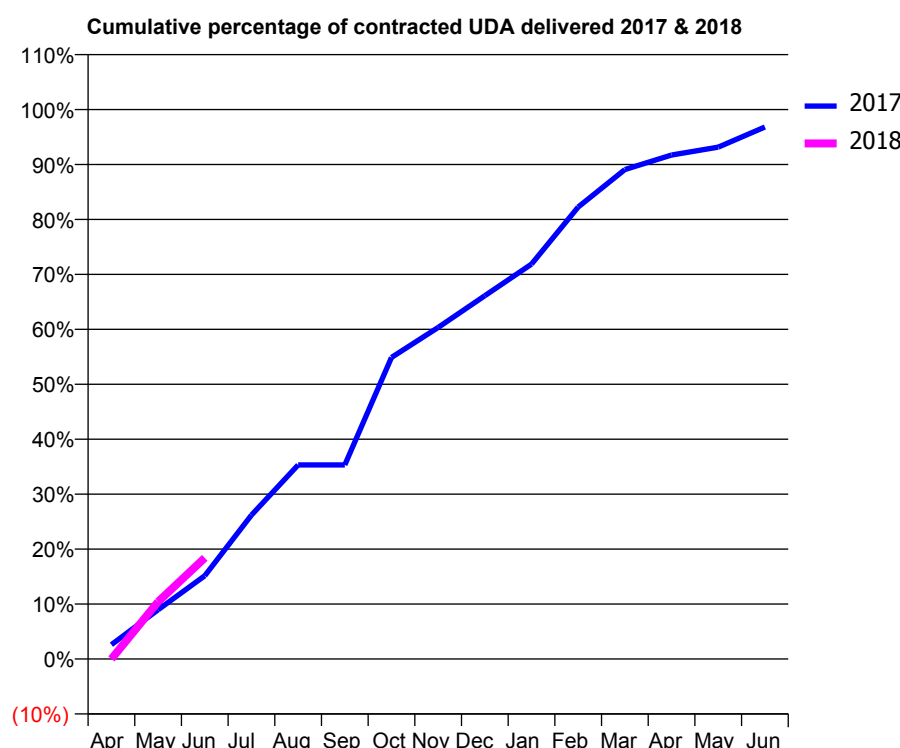
17/18 Contracted general activity (UDA)	10,704
Carry forward general activity (UDA)	0
17/18 Contracted orthodontic activity (UOA)	0
Carry forward orthodontic activity (UOA)	0
Baseline contract value	£240,309.13

ACCESS*

Patients seen in 24 months	Total	Change since previous quarter
Quarter ending June 2016	4,711	
Quarter ending September 2016	4,861	↑
Quarter ending December 2016	4,958	→
Quarter ending March 2017	4,536	↓
Quarter ending June 2017	4,826	↑
Variance since June 2016	2.4%	↑



ACTIVITY



Adjusted Scheduled Activity (UDA)		
Month	2017	2018
April	279	0
May	961	1,116
June	1,621	1,970
July	2,804	
August	3,781	
September	3,781	
October	5,875	
November	6,459	
December	7,078	
January	7,691	
February	8,805	
March	9,534	
April	9,817	
May	9,970	
June	10,362	

QUALITY

	Quantity	Base Number	Contract	AT	Region	England
% of FP17s for the same patient ID Re-attending within 3 months - Children	21	551	3.8%	9.4%	11.6%	12.0%
% of FP17s for the same patient ID Re-attending within 3 months - Adults	103	1,331	7.7%	14.2%	15.9%	16.0%
% of FP17s for the same patient ID Re-attending between 3 & 9 months - Children	236	551	42.8%	62.0%	60.4%	58.0%
% of FP17s for the same patient ID Re-attending between 3 & 9 months - Adults	485	1,331	36.4%	52.8%	52.3%	50.9%
% of FP17s for Band 1 Urgent Courses	78	1,164	6.7%	8.0%	9.5%	9.1%
% of FP17s Relating to Free Repair or Replacements	7	1,164	0.6%	0.9%	0.7%	0.8%
% of FP17s Relating to Continuations	6	1,164	0.5%	1.3%	1.0%	1.1%
% of Patients satisfied with the dentistry they have received	21	24	87.5%	92.5%	91.9%	91.7%
% of Patients satisfied with the time they had to wait for an appointment	22	24	91.7%	88.4%	88.0%	88.0%

* This is based on patients treated on this contract for their most recent course of treatment. Figures in italics indicate the base number of FP17s or Patient Questionnaire responses are less than 100. N/A is shown where the base number of responses is less than 10 during the period. % is calculated as Quantity/Base number*100

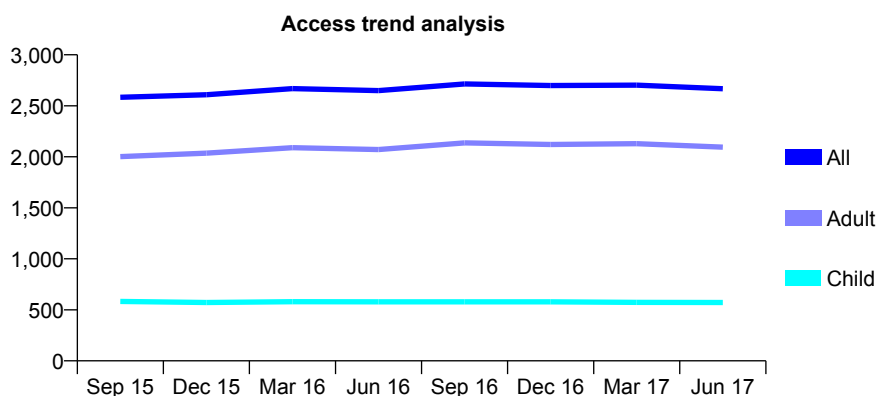
Q65 - Vital Signs At a Glance Contract Report for 873519/0001 - June 2017

Name or company name	MR KB NAIK
Contract type name	GDS Contract
Purpose of contract	General
Contract start date	01/03/2014
Contract end date	

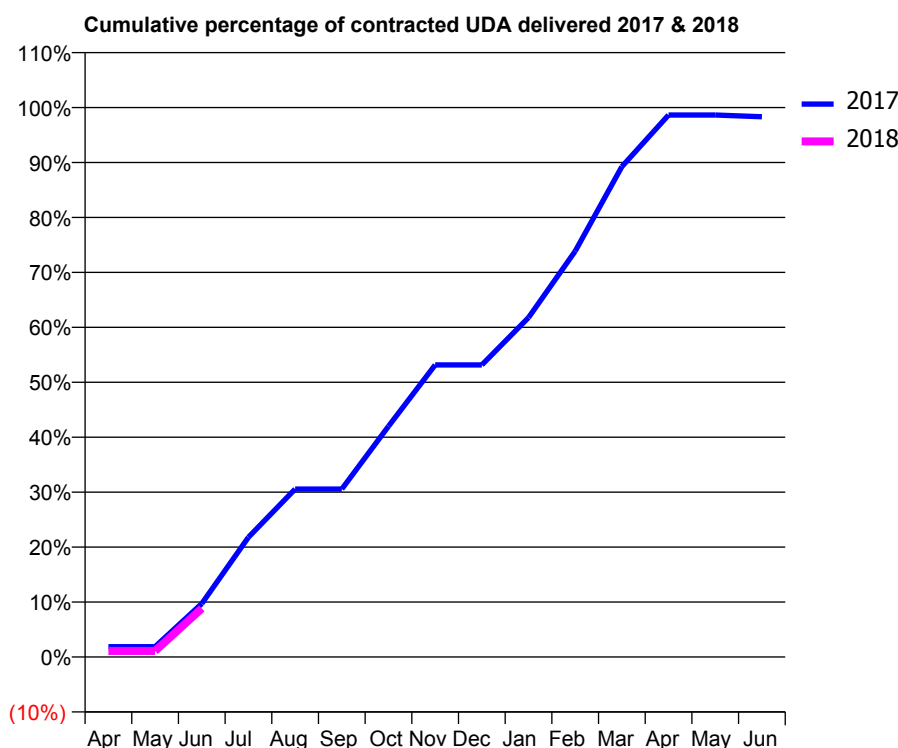
17/18 Contracted general activity (UDA)	7,192
Carry forward general activity (UDA)	0
17/18 Contracted orthodontic activity (UOA)	0
Carry forward orthodontic activity (UOA)	0
Baseline contract value	£180,556.11

ACCESS*

Patients seen in 24 months	Total	Change since previous quarter
Quarter ending June 2016	2,649	
Quarter ending September 2016	2,715	↑
Quarter ending December 2016	2,699	→
Quarter ending March 2017	2,702	→
Quarter ending June 2017	2,667	↓
Variance since June 2016	0.7%	→



ACTIVITY



Adjusted Scheduled Activity (UDA)		
Month	2017	2018
April	136	80
May	136	80
June	699	636
July	1,569	
August	2,198	
September	2,198	
October	3,021	
November	3,823	
December	3,823	
January	4,443	
February	5,312	
March	6,418	
April	7,093	
May	7,093	
June	7,071	

QUALITY

	Quantity	Base Number	Contract	AT	Region	England
% of FP17s for the same patient ID Re-attending within 3 months - Children	6	126	4.8%	9.4%	11.6%	12.0%
% of FP17s for the same patient ID Re-attending within 3 months - Adults	22	425	5.2%	14.2%	15.9%	16.0%
% of FP17s for the same patient ID Re-attending between 3 & 9 months - Children	73	126	57.9%	62.0%	60.4%	58.0%
% of FP17s for the same patient ID Re-attending between 3 & 9 months - Adults	240	425	56.5%	52.8%	52.3%	50.9%
% of FP17s for Band 1 Urgent Courses	11	361	3.0%	8.0%	9.5%	9.1%
% of FP17s Relating to Free Repair or Replacements	0	361	0.0%	0.9%	0.7%	0.8%
% of FP17s Relating to Continuations	5	361	1.4%	1.3%	1.0%	1.1%
% of Patients satisfied with the dentistry they have received	4	4	N/A	92.5%	91.9%	91.7%
% of Patients satisfied with the time they had to wait for an appointment	4	4	N/A	88.4%	88.0%	88.0%

* This is based on patients treated on this contract for their most recent course of treatment. Figures in italics indicate the base number of FP17s or Patient Questionnaire responses are less than 100. N/A is shown where the base number of responses is less than 10 during the period. % is calculated as Quantity/Base number*100

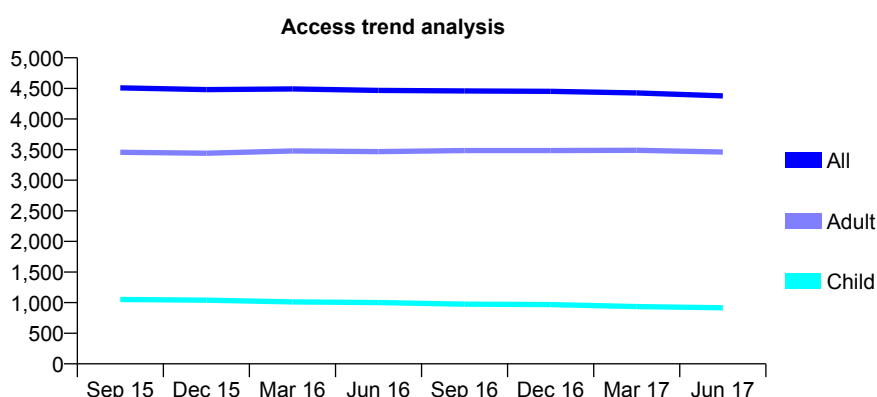
Q65 - Vital Signs At a Glance Contract Report for 904953/0001 - June 2017

Name or company name	MR GJ SHOVLIN
Contract type name	GDS Contract
Purpose of contract	General
Contract start date	01/04/2006
Contract end date	

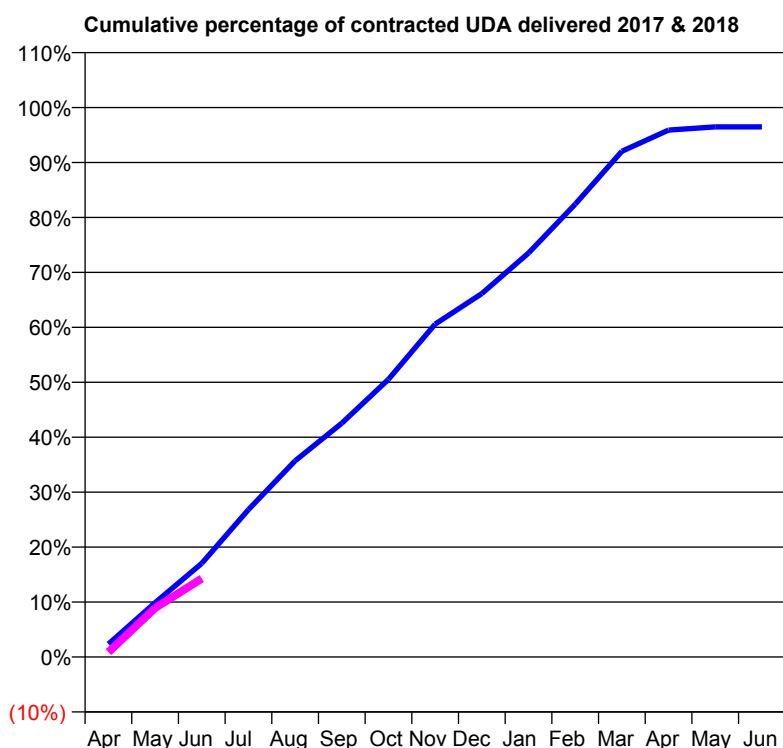
17/18 Contracted general activity (UDA)	16,262
Carry forward general activity (UDA)	0
17/18 Contracted orthodontic activity (UOA)	0
Carry forward orthodontic activity (UOA)	0
Baseline contract value	£345,099.88

ACCESS*

Patients seen in 24 months	Total	Change since previous quarter
Quarter ending June 2016	4,468	
Quarter ending September 2016	4,459	→
Quarter ending December 2016	4,453	→
Quarter ending March 2017	4,426	→
Quarter ending June 2017	4,377	↓
Variance since June 2016	(2.0%)	↓



ACTIVITY



Adjusted Scheduled Activity (UDA)		
Month	2017	2018
April	344	143
May	1,433	1,449
June	2,472	2,321
July	3,891	
August	5,179	
September	6,172	
October	7,327	
November	8,785	
December	9,591	
January	10,660	
February	11,948	
March	13,346	
April	13,905	
May	13,987	
June	13,989	

QUALITY

	Quantity	Base Number	Contract	AT	Region	England
% of FP17s for the same patient ID Re-attending within 3 months - Children	35	341	10.3%	9.4%	11.6%	12.0%
% of FP17s for the same patient ID Re-attending within 3 months - Adults	228	1,345	17.0%	14.2%	15.9%	16.0%
% of FP17s for the same patient ID Re-attending between 3 & 9 months - Children	235	341	68.9%	62.0%	60.4%	58.0%
% of FP17s for the same patient ID Re-attending between 3 & 9 months - Adults	925	1,345	68.8%	52.8%	52.3%	50.9%
% of FP17s for Band 1 Urgent Courses	83	1,346	6.2%	8.0%	9.5%	9.1%
% of FP17s Relating to Free Repair or Replacements	6	1,346	0.4%	0.9%	0.7%	0.8%
% of FP17s Relating to Continuations	38	1,346	2.8%	1.3%	1.0%	1.1%
% of Patients satisfied with the dentistry they have received	14	15	93.3%	92.5%	91.9%	91.7%
% of Patients satisfied with the time they had to wait for an appointment	14	15	93.3%	88.4%	88.0%	88.0%

* This is based on patients treated on this contract for their most recent course of treatment. Figures in italics indicate the base number of FP17s or Patient Questionnaire responses are less than 100. N/A is shown where the base number of responses is less than 10 during the period. % is calculated as Quantity/Base number*100

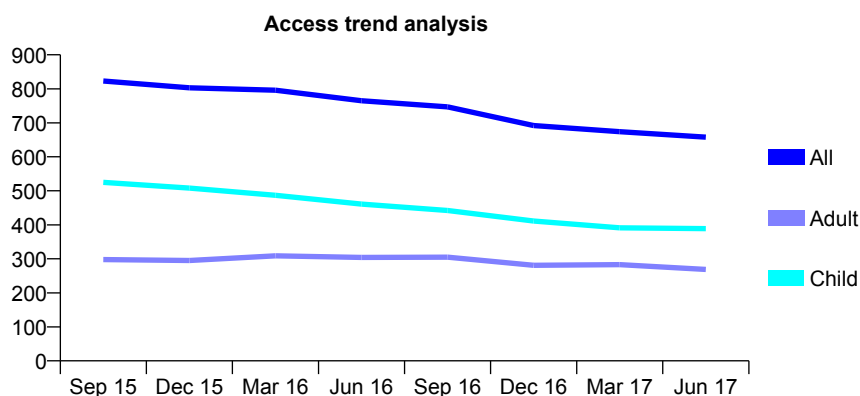
Q65 - Vital Signs At a Glance Contract Report for 907391/0001 - June 2017

Name or company name	MR JP MURPHY
Contract type name	GDS Contract
Purpose of contract	General
Contract start date	01/04/2006
Contract end date	

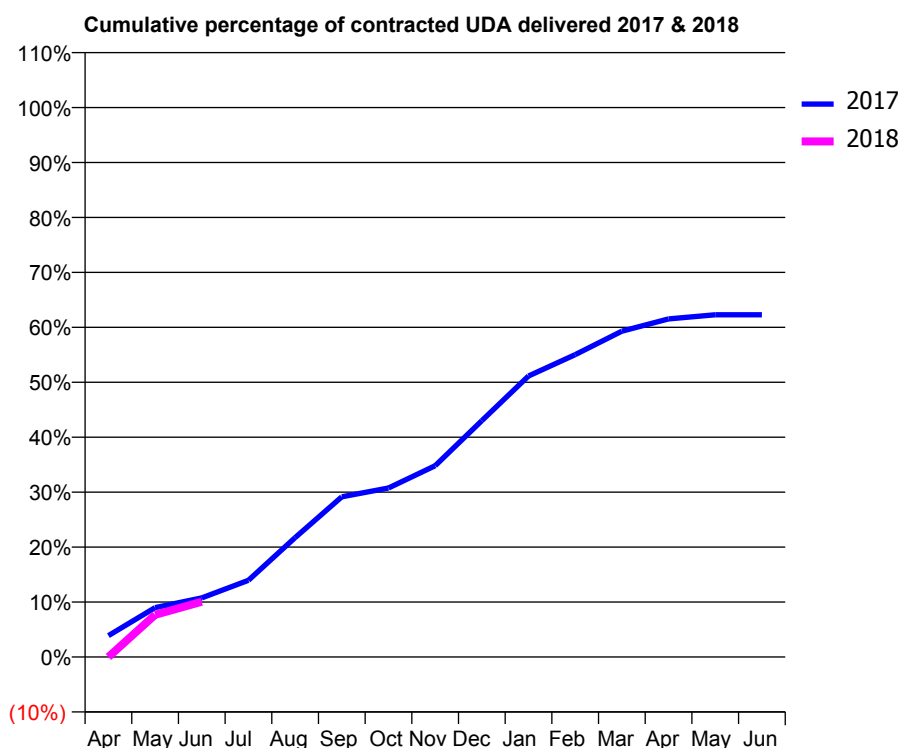
17/18 Contracted general activity (UDA)	1,750
Carry forward general activity (UDA)	0
17/18 Contracted orthodontic activity (UOA)	0
Carry forward orthodontic activity (UOA)	0
Baseline contract value	£35,825.57

ACCESS*

Patients seen in 24 months	Total	Change since previous quarter
Quarter ending June 2016	765	
Quarter ending September 2016	747	↓
Quarter ending December 2016	692	↓
Quarter ending March 2017	674	↓
Quarter ending June 2017	658	↓
Variance since June 2016	(14.0%)	↓



ACTIVITY



Adjusted Scheduled Activity (UDA)		
Month	2017	2018
April	68	0
May	157	134
June	188	176
July	244	
August	380	
September	510	
October	538	
November	609	
December	753	
January	895	
February	963	
March	1,038	
April	1,077	
May	1,090	
June	1,090	

QUALITY

	Quantity	Base Number	Contract	AT	Region	England
% of FP17s for the same patient ID Re-attending within 3 months - Children	2	103	1.9%	9.4%	11.6%	12.0%
% of FP17s for the same patient ID Re-attending within 3 months - Adults	3	49	6.1%	14.2%	15.9%	16.0%
% of FP17s for the same patient ID Re-attending between 3 & 9 months - Children	58	103	56.3%	62.0%	60.4%	58.0%
% of FP17s for the same patient ID Re-attending between 3 & 9 months - Adults	22	49	44.9%	52.8%	52.3%	50.9%
% of FP17s for Band 1 Urgent Courses	1	121	0.8%	8.0%	9.5%	9.1%
% of FP17s Relating to Free Repair or Replacements	0	121	0.0%	0.9%	0.7%	0.8%
% of FP17s Relating to Continuations	0	121	0.0%	1.3%	1.0%	1.1%
% of Patients satisfied with the dentistry they have received	0	0	N/A	92.5%	91.9%	91.7%
% of Patients satisfied with the time they had to wait for an appointment	0	0	N/A	88.4%	88.0%	88.0%

* This is based on patients treated on this contract for their most recent course of treatment. Figures in italics indicate the base number of FP17s or Patient Questionnaire responses are less than 100. N/A is shown where the base number of responses is less than 10 during the period. % is calculated as Quantity/Base number*100

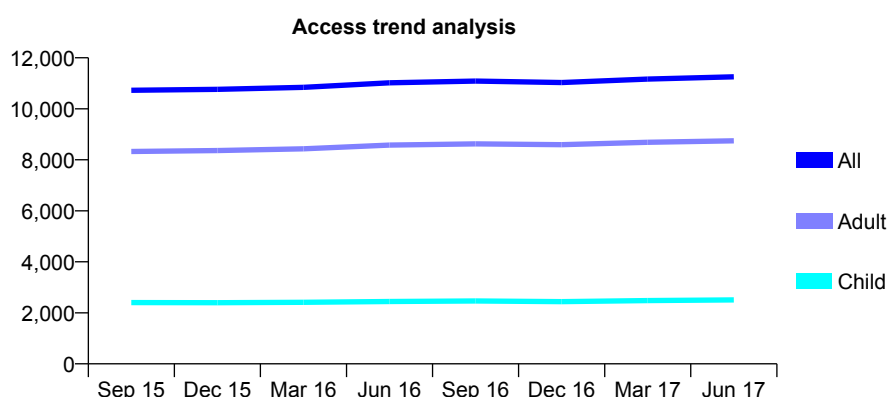
Q65 - Vital Signs At a Glance Contract Report for 913782/0001 - June 2017

Name or company name	MR PJ DRUGAN
Contract type name	GDS Contract
Purpose of contract	General and Orthodontic
Contract start date	01/04/2006
Contract end date	

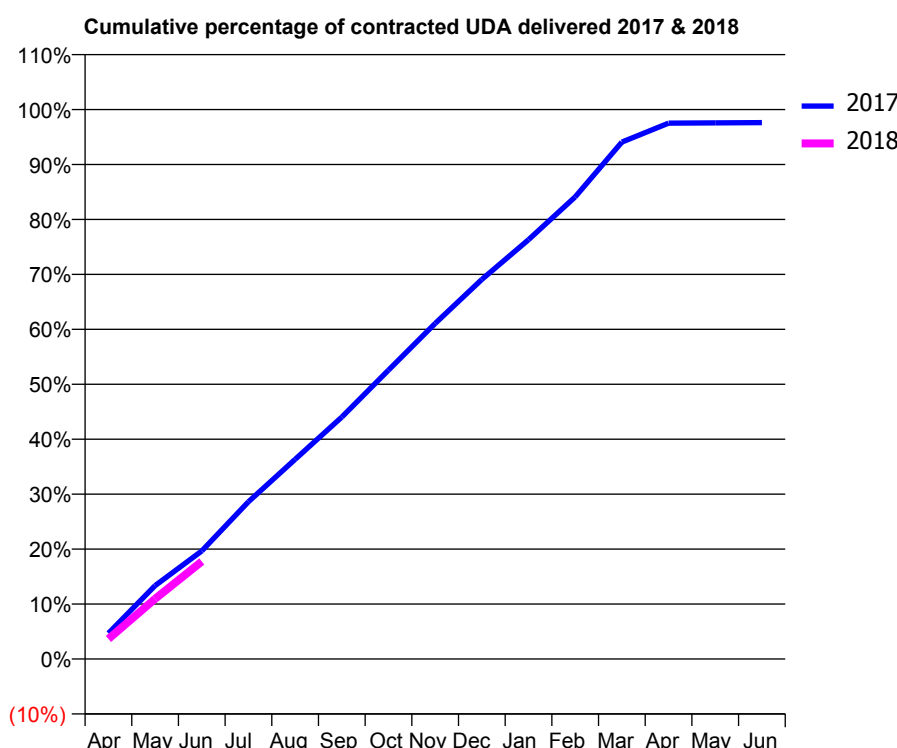
17/18 Contracted general activity (UDA)	31,020
Carry forward general activity (UDA)	0
17/18 Contracted orthodontic activity (UOA)	1,138
Carry forward orthodontic activity (UOA)	0
Baseline contract value	£743,219.46

ACCESS*

Patients seen in 24 months	Total	Change since previous quarter
Quarter ending June 2016	11,018	
Quarter ending September 2016	11,090	→
Quarter ending December 2016	11,032	→
Quarter ending March 2017	11,168	→
Quarter ending June 2017	11,255	→
Variance since June 2016	2.2%	↑



ACTIVITY



Adjusted Scheduled Activity (UDA)		
Month	2017	2018
April	1,455	1,131
May	4,143	3,402
June	6,099	5,509
July	8,882	
August	11,273	
September	13,660	
October	16,312	
November	18,946	
December	21,427	
January	23,672	
February	26,086	
March	29,182	
April	30,253	
May	30,268	
June	30,280	

QUALITY

	Quantity	Base Number	Contract	AT	Region	England
% of FP17s for the same patient ID Re-attending within 3 months - Children	118	1,042	11.3%	9.4%	11.6%	12.0%
% of FP17s for the same patient ID Re-attending within 3 months - Adults	443	3,390	13.1%	14.2%	15.9%	16.0%
% of FP17s for the same patient ID Re-attending between 3 & 9 months - Children	720	1,042	69.1%	62.0%	60.4%	58.0%
% of FP17s for the same patient ID Re-attending between 3 & 9 months - Adults	2,244	3,390	66.2%	52.8%	52.3%	50.9%
% of FP17s for Band 1 Urgent Courses	195	3,310	5.9%	8.0%	9.5%	9.1%
% of FP17s Relating to Free Repair or Replacements	21	3,310	0.6%	0.9%	0.7%	0.8%
% of FP17s Relating to Continuations	50	3,310	1.5%	1.3%	1.0%	1.1%
% of Patients satisfied with the dentistry they have received	42	46	91.3%	92.5%	91.9%	91.7%
% of Patients satisfied with the time they had to wait for an appointment	43	46	93.5%	88.4%	88.0%	88.0%

* This is based on patients treated on this contract for their most recent course of treatment. Figures in italics indicate the base number of FP17s or Patient Questionnaire responses are less than 100. N/A is shown where the base number of responses is less than 10 during the period. % is calculated as Quantity/Base number*100

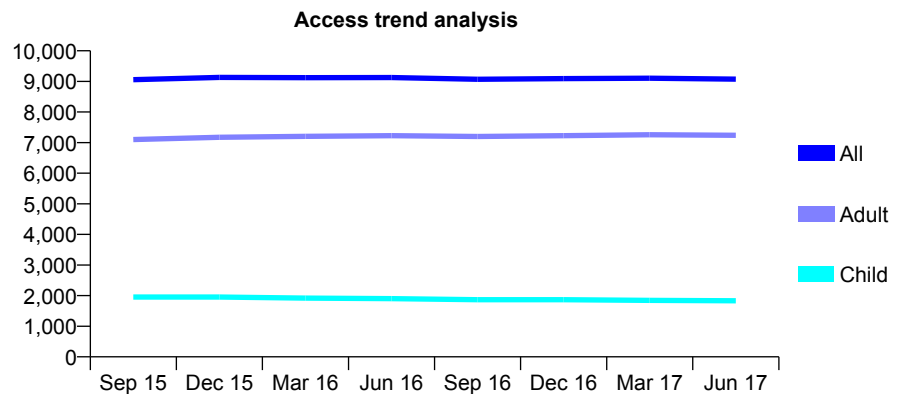
Q65 - Vital Signs At a Glance Contract Report for 913782/0002 - June 2017

Name or company name	MR PJ DRUGAN
Contract type name	GDS Contract
Purpose of contract	General
Contract start date	01/04/2006
Contract end date	

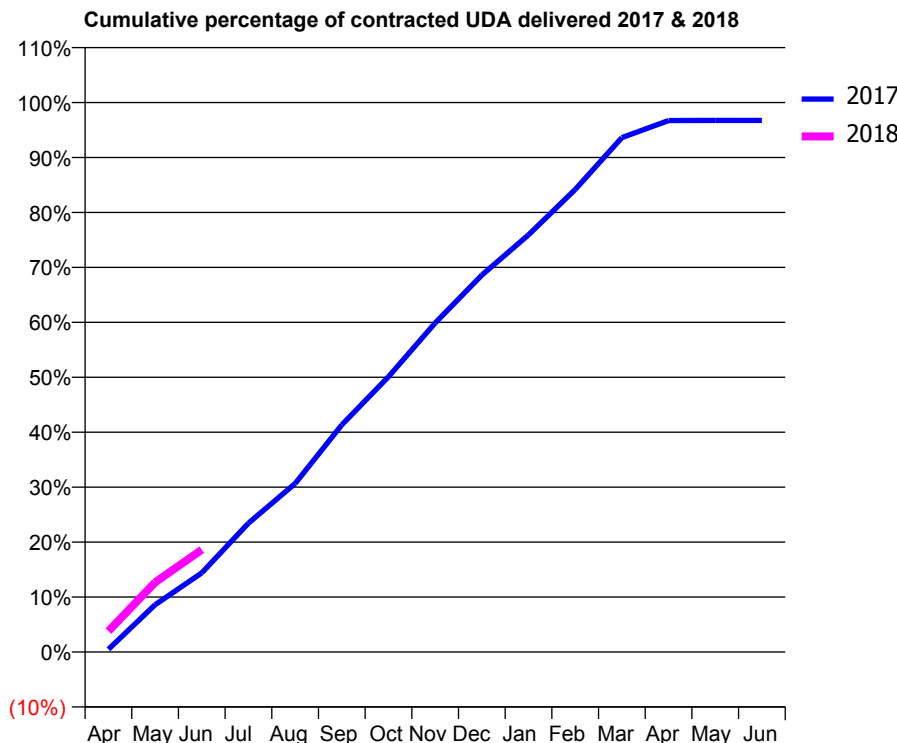
17/18 Contracted general activity (UDA)	27,879
Carry forward general activity (UDA)	0
17/18 Contracted orthodontic activity (UOA)	0
Carry forward orthodontic activity (UOA)	0
Baseline contract value	£683,689.97

ACCESS*

Patients seen in 24 months	Total	Change since previous quarter
Quarter ending June 2016	9,128	
Quarter ending September 2016	9,068	→
Quarter ending December 2016	9,092	→
Quarter ending March 2017	9,103	→
Quarter ending June 2017	9,074	→
Variance since June 2016	(0.6%)	→



ACTIVITY



Adjusted Scheduled Activity (UDA)		
Month	2017	2018
April	136	1,056
May	2,398	3,533
June	4,012	5,193
July	6,542	
August	8,546	
September	11,528	
October	13,970	
November	16,697	
December	19,120	
January	21,164	
February	23,466	
March	26,096	
April	26,966	
May	26,972	
June	26,971	

QUALITY

	Quantity	Base Number	Contract	AT	Region	England
% of FP17s for the same patient ID Re-attending within 3 months - Children	67	700	9.6%	9.4%	11.6%	12.0%
% of FP17s for the same patient ID Re-attending within 3 months - Adults	356	2,481	14.3%	14.2%	15.9%	16.0%
% of FP17s for the same patient ID Re-attending between 3 & 9 months - Children	442	700	63.1%	62.0%	60.4%	58.0%
% of FP17s for the same patient ID Re-attending between 3 & 9 months - Adults	1,441	2,481	58.1%	52.8%	52.3%	50.9%
% of FP17s for Band 1 Urgent Courses	172	2,747	6.3%	8.0%	9.5%	9.1%
% of FP17s Relating to Free Repair or Replacements	35	2,747	1.3%	0.9%	0.7%	0.8%
% of FP17s Relating to Continuations	38	2,747	1.4%	1.3%	1.0%	1.1%
% of Patients satisfied with the dentistry they have received	34	36	94.4%	92.5%	91.9%	91.7%
% of Patients satisfied with the time they had to wait for an appointment	29	36	80.6%	88.4%	88.0%	88.0%

* This is based on patients treated on this contract for their most recent course of treatment. Figures in italics indicate the base number of FP17s or Patient Questionnaire responses are less than 100. N/A is shown where the base number of responses is less than 10 during the period. % is calculated as Quantity/Base number*100

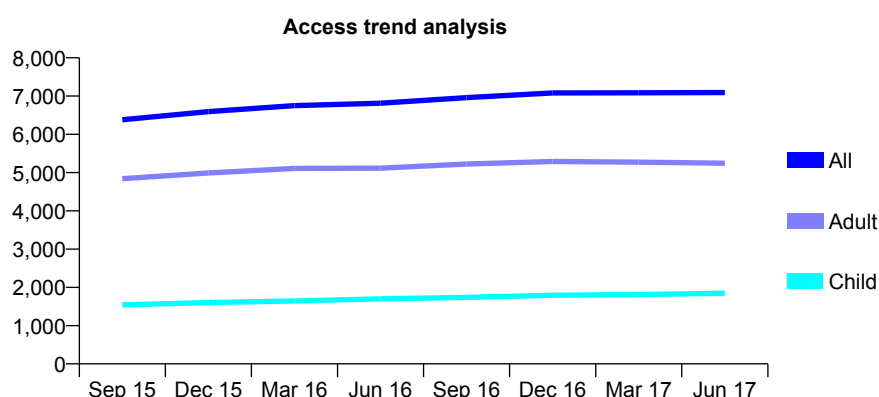
Q65 - Vital Signs At a Glance Contract Report for 929603/0001 - June 2017

Name or company name	MR F TOMAS ALLAHVERDIN
Contract type name	GDS Contract
Purpose of contract	General
Contract start date	01/04/2006
Contract end date	

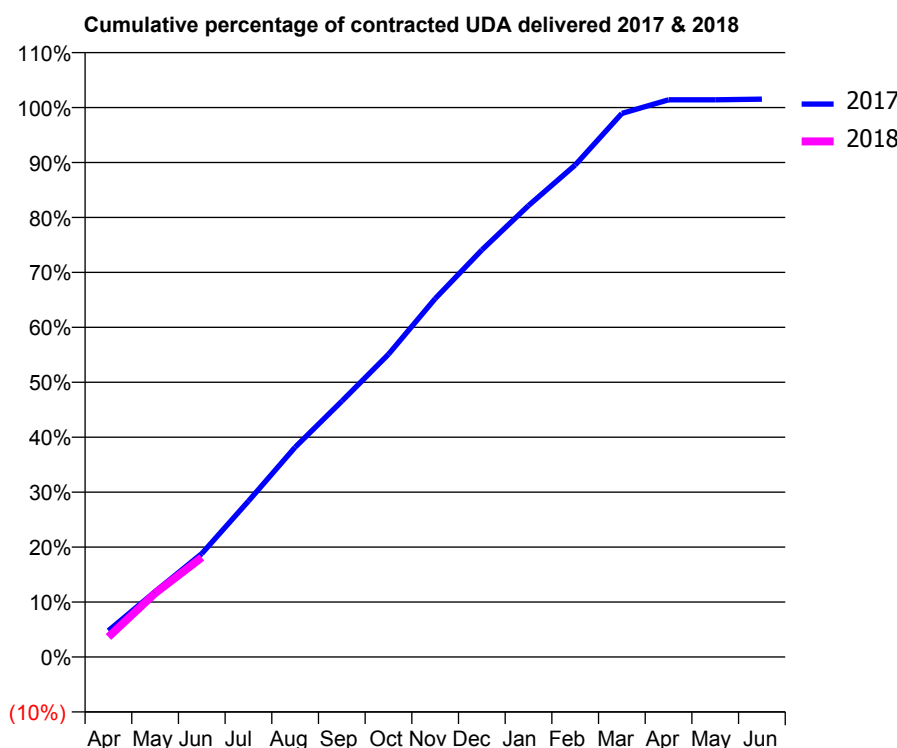
17/18 Contracted general activity (UDA)	16,989
Carry forward general activity (UDA)	0
17/18 Contracted orthodontic activity (UOA)	0
Carry forward orthodontic activity (UOA)	0
Baseline contract value	£441,081.40

ACCESS*

Patients seen in 24 months	Total	Change since previous quarter
Quarter ending June 2016	6,814	
Quarter ending September 2016	6,960	↑
Quarter ending December 2016	7,083	→
Quarter ending March 2017	7,084	→
Quarter ending June 2017	7,092	→
Variance since June 2016	4.1%	↑



ACTIVITY



Adjusted Scheduled Activity (UDA)		
Month	2017	2018
April	814	622
May	2,024	1,974
June	3,196	3,076
July	4,820	
August	6,486	
September	7,909	
October	9,359	
November	11,078	
December	12,584	
January	13,958	
February	15,209	
March	16,804	
April	17,225	
May	17,228	
June	17,249	

QUALITY

	Quantity	Base Number	Contract	AT	Region	England
% of FP17s for the same patient ID Re-attending within 3 months - Children	50	653	7.7%	9.4%	11.6%	12.0%
% of FP17s for the same patient ID Re-attending within 3 months - Adults	126	1,453	8.7%	14.2%	15.9%	16.0%
% of FP17s for the same patient ID Re-attending between 3 & 9 months - Children	403	653	61.7%	62.0%	60.4%	58.0%
% of FP17s for the same patient ID Re-attending between 3 & 9 months - Adults	901	1,453	62.0%	52.8%	52.3%	50.9%
% of FP17s for Band 1 Urgent Courses	84	1,857	4.5%	8.0%	9.5%	9.1%
% of FP17s Relating to Free Repair or Replacements	5	1,857	0.3%	0.9%	0.7%	0.8%
% of FP17s Relating to Continuations	4	1,857	0.2%	1.3%	1.0%	1.1%
% of Patients satisfied with the dentistry they have received	14	14	100.0%	92.5%	91.9%	91.7%
% of Patients satisfied with the time they had to wait for an appointment	14	14	100.0%	88.4%	88.0%	88.0%

* This is based on patients treated on this contract for their most recent course of treatment. Figures in italics indicate the base number of FP17s or Patient Questionnaire responses are less than 100. N/A is shown where the base number of responses is less than 10 during the period. % is calculated as Quantity/Base number*100

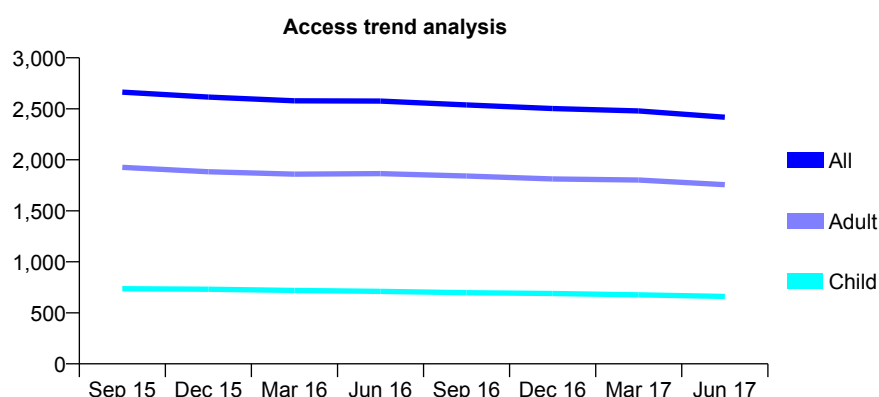
Q65 - Vital Signs At a Glance Contract Report for 941433/0001 - June 2017

Name or company name	MRS M MORADIAN
Contract type name	GDS Contract
Purpose of contract	General
Contract start date	01/04/2006
Contract end date	

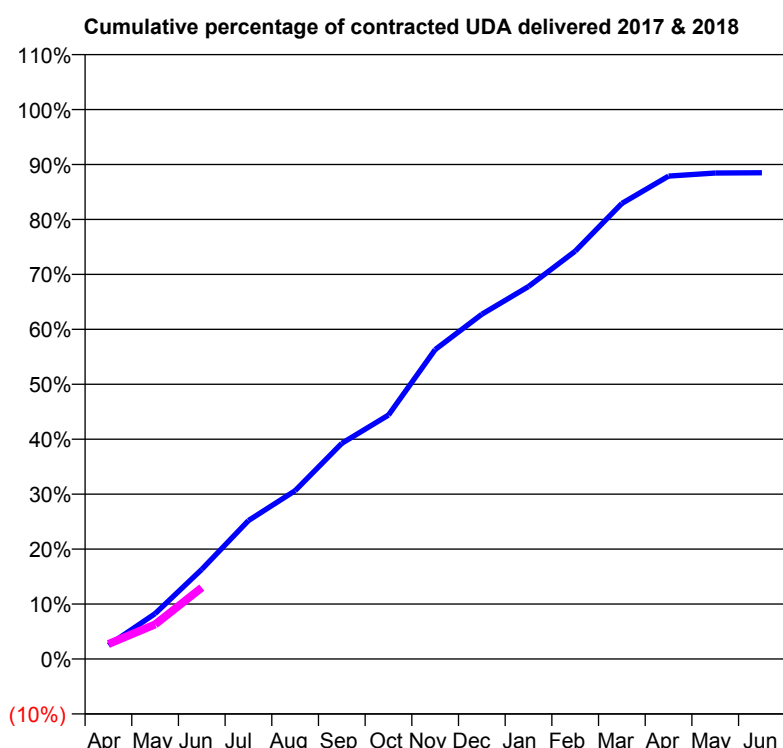
17/18 Contracted general activity (UDA)	10,500
Carry forward general activity (UDA)	0
17/18 Contracted orthodontic activity (UOA)	0
Carry forward orthodontic activity (UOA)	0
Baseline contract value	£248,650.58

ACCESS*

Patients seen in 24 months	Total	Change since previous quarter
Quarter ending June 2016	2,576	
Quarter ending September 2016	2,538	↓
Quarter ending December 2016	2,503	↓
Quarter ending March 2017	2,479	→
Quarter ending June 2017	2,417	↓
Variance since June 2016	(6.2%)	↓



ACTIVITY



Adjusted Scheduled Activity (UDA)		
Month	2017	2018
April	289	287
May	951	660
June	1,875	1,365
July	2,899	
August	3,523	
September	4,513	
October	5,105	
November	6,477	
December	7,216	
January	7,796	
February	8,536	
March	9,534	
April	10,106	
May	10,170	
June	10,177	

QUALITY

	Quantity	Base Number	Contract	AT	Region	England
% of FP17s for the same patient ID Re-attending within 3 months - Children	12	191	6.3%	9.4%	11.6%	12.0%
% of FP17s for the same patient ID Re-attending within 3 months - Adults	107	579	18.5%	14.2%	15.9%	16.0%
% of FP17s for the same patient ID Re-attending between 3 & 9 months - Children	103	191	53.9%	62.0%	60.4%	58.0%
% of FP17s for the same patient ID Re-attending between 3 & 9 months - Adults	301	579	52.0%	52.8%	52.3%	50.9%
% of FP17s for Band 1 Urgent Courses	82	571	14.4%	8.0%	9.5%	9.1%
% of FP17s Relating to Free Repair or Replacements	5	571	0.9%	0.9%	0.7%	0.8%
% of FP17s Relating to Continuations	13	571	2.3%	1.3%	1.0%	1.1%
% of Patients satisfied with the dentistry they have received	6	6	N/A	92.5%	91.9%	91.7%
% of Patients satisfied with the time they had to wait for an appointment	6	6	N/A	88.4%	88.0%	88.0%

* This is based on patients treated on this contract for their most recent course of treatment. Figures in italics indicate the base number of FP17s or Patient Questionnaire responses are less than 100. N/A is shown where the base number of responses is less than 10 during the period. % is calculated as Quantity/Base number*100

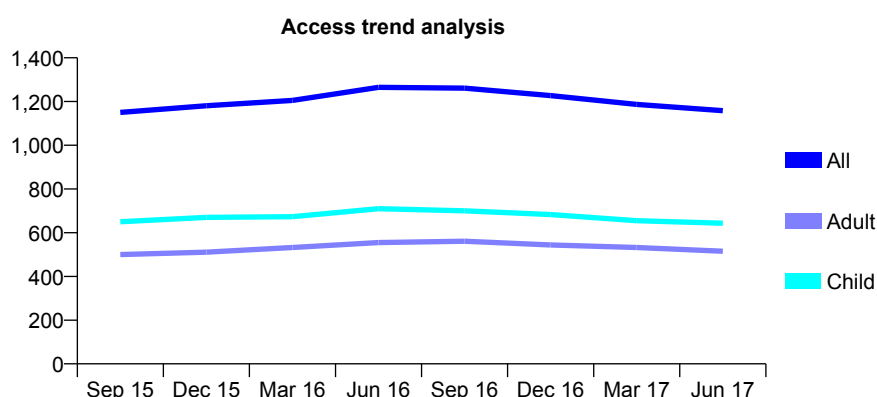
Q65 - Vital Signs At a Glance Contract Report for 962201/0001 - June 2017

Name or company name	MR JC LYLE
Contract type name	GDS Contract
Purpose of contract	General
Contract start date	09/03/2011
Contract end date	

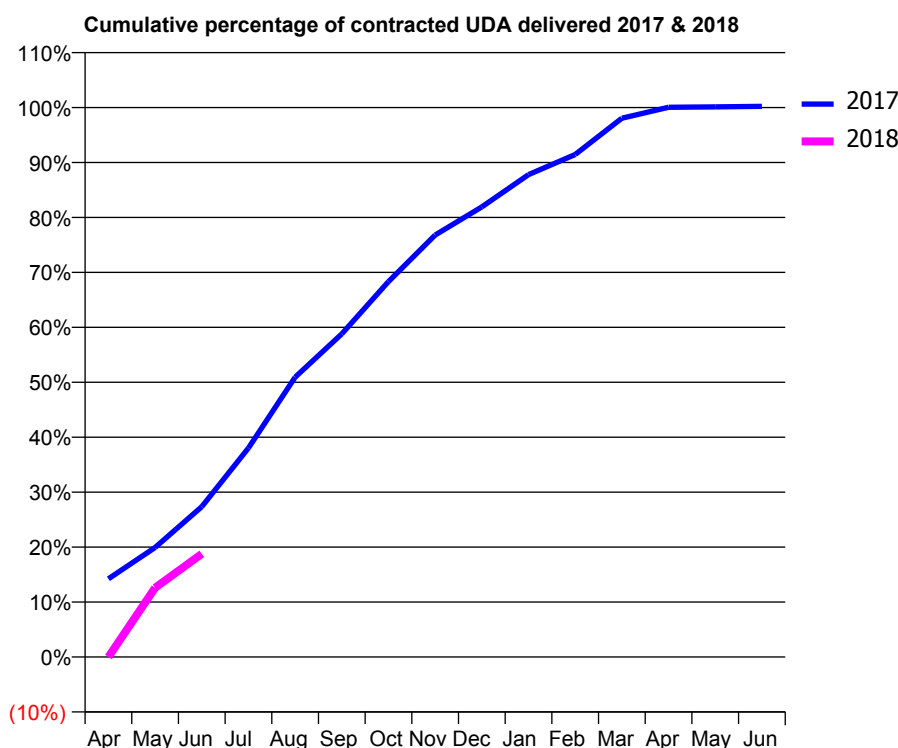
17/18 Contracted general activity (UDA)	2,930
Carry forward general activity (UDA)	0
17/18 Contracted orthodontic activity (UOA)	0
Carry forward orthodontic activity (UOA)	0
Baseline contract value	£64,182.86

ACCESS*

Patients seen in 24 months	Total	Change since previous quarter
Quarter ending June 2016	1,265	
Quarter ending September 2016	1,261	→
Quarter ending December 2016	1,227	↓
Quarter ending March 2017	1,187	↓
Quarter ending June 2017	1,158	↓
Variance since June 2016	(8.5%)	↓



ACTIVITY



Month	Adjusted Scheduled Activity (UDA)	
	2017	2018
April	417	0
May	584	369
June	801	550
July	1,114	
August	1,492	
September	1,723	
October	2,002	
November	2,250	
December	2,400	
January	2,572	
February	2,679	
March	2,873	
April	2,931	
May	2,933	
June	2,936	

QUALITY

	Quantity	Base Number	Contract	AT	Region	England
% of FP17s for the same patient ID Re-attending within 3 months - Children	17	247	6.9%	9.4%	11.6%	12.0%
% of FP17s for the same patient ID Re-attending within 3 months - Adults	28	151	18.5%	14.2%	15.9%	16.0%
% of FP17s for the same patient ID Re-attending between 3 & 9 months - Children	173	247	70.0%	62.0%	60.4%	58.0%
% of FP17s for the same patient ID Re-attending between 3 & 9 months - Adults	88	151	58.3%	52.8%	52.3%	50.9%
% of FP17s for Band 1 Urgent Courses	20	367	5.4%	8.0%	9.5%	9.1%
% of FP17s Relating to Free Repair or Replacements	0	367	0.0%	0.9%	0.7%	0.8%
% of FP17s Relating to Continuations	1	367	0.3%	1.3%	1.0%	1.1%
% of Patients satisfied with the dentistry they have received	1	1	N/A	92.5%	91.9%	91.7%
% of Patients satisfied with the time they had to wait for an appointment	1	1	N/A	88.4%	88.0%	88.0%

* This is based on patients treated on this contract for their most recent course of treatment. Figures in italics indicate the base number of FP17s or Patient Questionnaire responses are less than 100. N/A is shown where the base number of responses is less than 10 during the period. % is calculated as Quantity/Base number*100

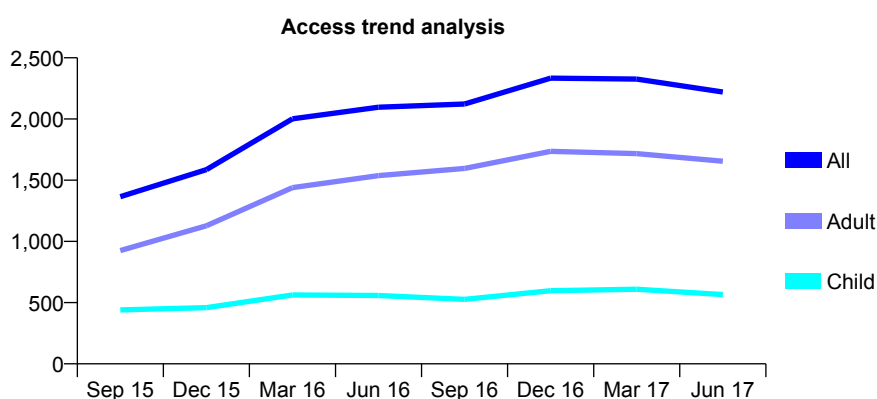
Q65 - Vital Signs At a Glance Contract Report for 995274/0001 - June 2017

Name or company name	MR PW CHAN
Contract type name	GDS Contract
Purpose of contract	General
Contract start date	01/02/2015
Contract end date	

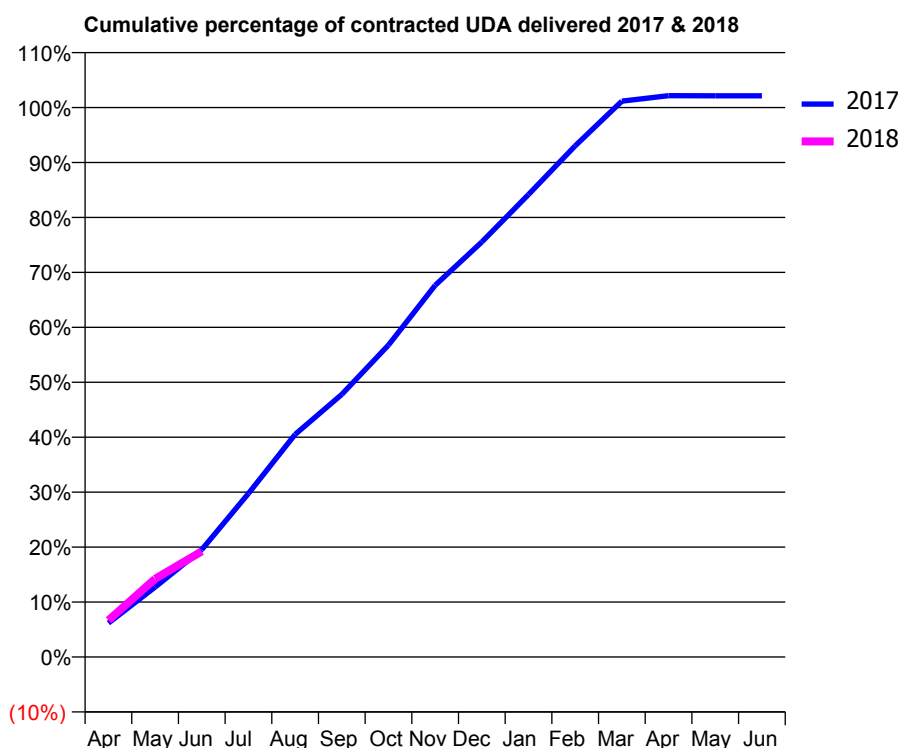
17/18 Contracted general activity (UDA)	6,181
Carry forward general activity (UDA)	0
17/18 Contracted orthodontic activity (UOA)	0
Carry forward orthodontic activity (UOA)	0
Baseline contract value	£127,149.46

ACCESS*

Patients seen in 24 months	Total	Change since previous quarter
Quarter ending June 2016	2,096	
Quarter ending September 2016	2,123	→
Quarter ending December 2016	2,334	↑
Quarter ending March 2017	2,326	→
Quarter ending June 2017	2,221	↓
Variance since June 2016	6.0%	↑



ACTIVITY



Adjusted Scheduled Activity (UDA)		
Month	2017	2018
April	381	413
May	786	879
June	1,208	1,188
July	1,840	
August	2,504	
September	2,954	
October	3,509	
November	4,182	
December	4,668	
January	5,203	
February	5,749	
March	6,252	
April	6,313	
May	6,312	
June	6,312	

QUALITY

	Quantity	Base Number	Contract	AT	Region	England
% of FP17s for the same patient ID Re-attending within 3 months - Children	12	210	5.7%	9.4%	11.6%	12.0%
% of FP17s for the same patient ID Re-attending within 3 months - Adults	58	495	11.7%	14.2%	15.9%	16.0%
% of FP17s for the same patient ID Re-attending between 3 & 9 months - Children	150	210	71.4%	62.0%	60.4%	58.0%
% of FP17s for the same patient ID Re-attending between 3 & 9 months - Adults	327	495	66.1%	52.8%	52.3%	50.9%
% of FP17s for Band 1 Urgent Courses	41	670	6.1%	8.0%	9.5%	9.1%
% of FP17s Relating to Free Repair or Replacements	5	670	0.7%	0.9%	0.7%	0.8%
% of FP17s Relating to Continuations	5	670	0.7%	1.3%	1.0%	1.1%
% of Patients satisfied with the dentistry they have received	4	5	N/A	92.5%	91.9%	91.7%
% of Patients satisfied with the time they had to wait for an appointment	4	5	N/A	88.4%	88.0%	88.0%

* This is based on patients treated on this contract for their most recent course of treatment. Figures in italics indicate the base number of FP17s or Patient Questionnaire responses are less than 100. N/A is shown where the base number of responses is less than 10 during the period. % is calculated as Quantity/Base number*100

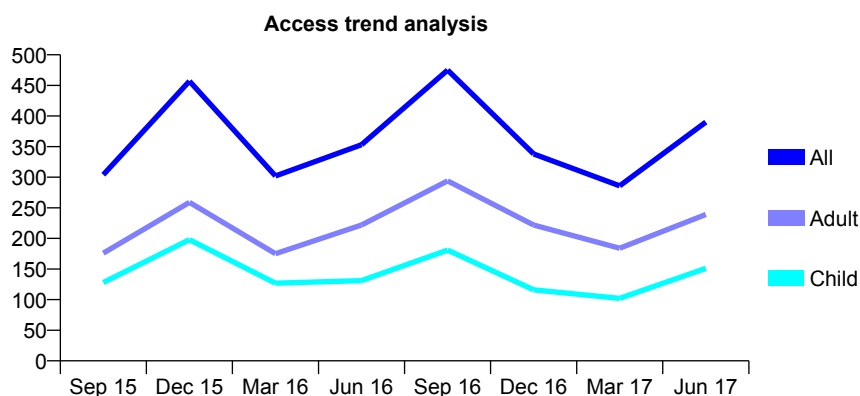
Q65 - Vital Signs At a Glance Contract Report for 995274/0002 - June 2017

Name or company name	MR PW CHAN
Contract type name	GDS Contract
Purpose of contract	General
Contract start date	01/02/2015
Contract end date	

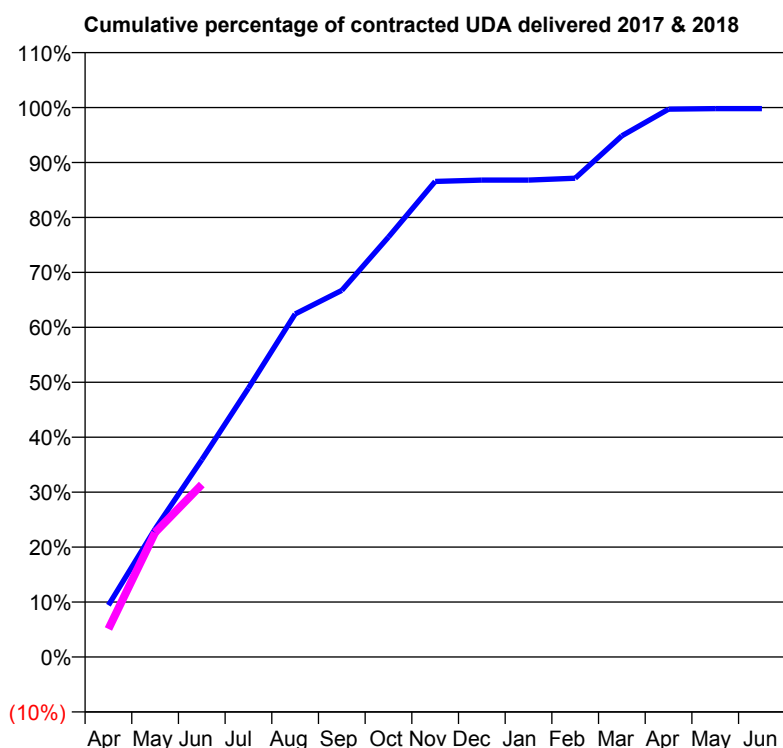
17/18 Contracted general activity (UDA)	1,216
Carry forward general activity (UDA)	0
17/18 Contracted orthodontic activity (UOA)	0
Carry forward orthodontic activity (UOA)	0
Baseline contract value	£24,838.70

ACCESS*

Patients seen in 24 months	Total	Change since previous quarter
Quarter ending June 2016	353	
Quarter ending September 2016	475	↑
Quarter ending December 2016	338	↓
Quarter ending March 2017	286	↓
Quarter ending June 2017	390	↑
Variance since June 2016	10.5%	↑



ACTIVITY



Adjusted Scheduled Activity (UDA)		
Month	2017	2018
April	115	62
May	283	276
June	437	382
July	595	
August	759	
September	811	
October	929	
November	1,052	
December	1,055	
January	1,055	
February	1,059	
March	1,153	
April	1,212	
May	1,213	
June	1,213	

QUALITY

	Quantity	Base Number	Contract	AT	Region	England
% of FP17s for the same patient ID Re-attending within 3 months - Children	3	100	3.0%	9.4%	11.6%	12.0%
% of FP17s for the same patient ID Re-attending within 3 months - Adults	9	129	7.0%	14.2%	15.9%	16.0%
% of FP17s for the same patient ID Re-attending between 3 & 9 months - Children	19	100	19.0%	62.0%	60.4%	58.0%
% of FP17s for the same patient ID Re-attending between 3 & 9 months - Adults	30	129	23.3%	52.8%	52.3%	50.9%
% of FP17s for Band 1 Urgent Courses	4	191	2.1%	8.0%	9.5%	9.1%
% of FP17s Relating to Free Repair or Replacements	2	191	1.0%	0.9%	0.7%	0.8%
% of FP17s Relating to Continuations	2	191	1.0%	1.3%	1.0%	1.1%
% of Patients satisfied with the dentistry they have received	0	0	N/A	92.5%	91.9%	91.7%
% of Patients satisfied with the time they had to wait for an appointment	0	0	N/A	88.4%	88.0%	88.0%

* This is based on patients treated on this contract for their most recent course of treatment. Figures in italics indicate the base number of FP17s or Patient Questionnaire responses are less than 100. N/A is shown where the base number of responses is less than 10 during the period. % is calculated as Quantity/Base number*100

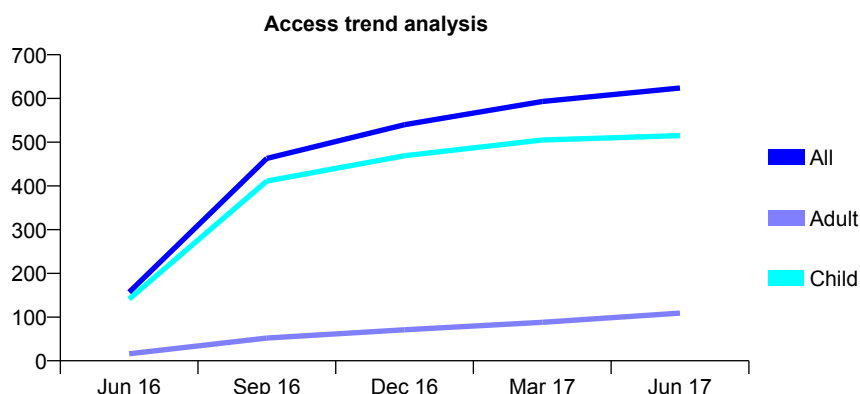
Q66 - Vital Signs At a Glance Contract Report for 100076/0000 - June 2017

Name or company name	Hayle Dental Practice Partnership
Contract type name	GDS Contract
Purpose of contract	General
Contract start date	01/04/2016
Contract end date	

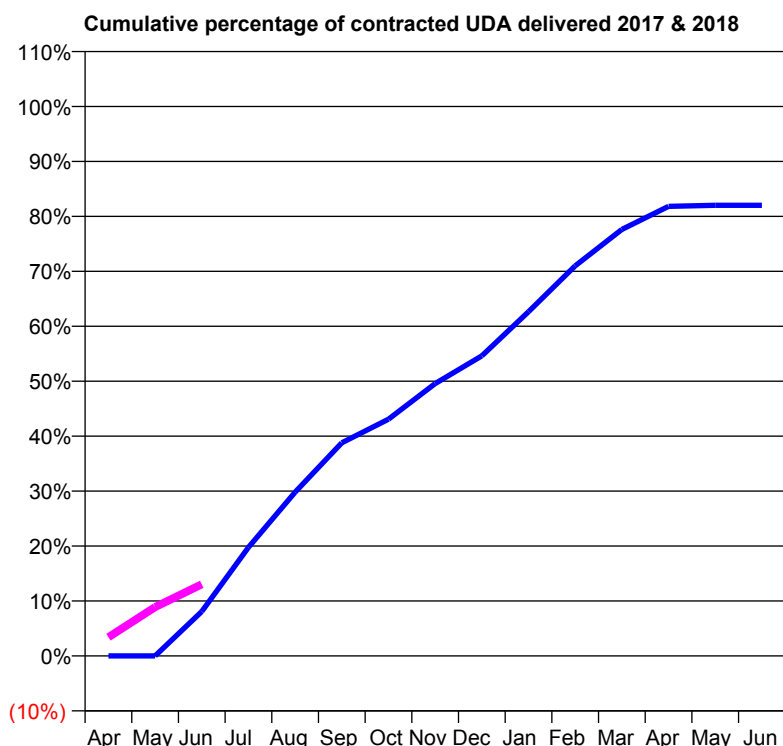
17/18 Contracted general activity (UDA)	1,557
Carry forward general activity (UDA)	0
17/18 Contracted orthodontic activity (UOA)	0
Carry forward orthodontic activity (UOA)	0
Baseline contract value	£40,616.06

ACCESS*

Patients seen in 24 months	Total	Change since previous quarter
Quarter ending June 2016	157	
Quarter ending September 2016	463	↑
Quarter ending December 2016	540	↑
Quarter ending March 2017	593	↑
Quarter ending June 2017	624	↑
Variance since June 2016	297.5%	↑



ACTIVITY



Month	Adjusted Scheduled Activity (UDA)	
	2017	2018
April	0	53
May	0	139
June	126	203
July	308	
August	464	
September	604	
October	671	
November	772	
December	850	
January	975	
February	1,105	
March	1,209	
April	1,274	
May	1,277	
June	1,277	

QUALITY

	Quantity	Base Number	Contract	AT	Region	England
% of FP17s for the same patient ID Re-attending within 3 months - Children	10	162	6.2%	10.2%	11.6%	12.0%
% of FP17s for the same patient ID Re-attending within 3 months - Adults	1	21	4.8%	14.6%	15.9%	16.0%
% of FP17s for the same patient ID Re-attending between 3 & 9 months - Children	104	162	64.2%	59.5%	60.4%	58.0%
% of FP17s for the same patient ID Re-attending between 3 & 9 months - Adults	8	21	38.1%	51.5%	52.3%	50.9%
% of FP17s for Band 1 Urgent Courses	6	146	4.1%	10.3%	9.5%	9.1%
% of FP17s Relating to Free Repair or Replacements	0	146	0.0%	0.8%	0.7%	0.8%
% of FP17s Relating to Continuations	2	146	1.4%	1.2%	1.0%	1.1%
% of Patients satisfied with the dentistry they have received	1	1	N/A	91.8%	91.9%	91.7%
% of Patients satisfied with the time they had to wait for an appointment	1	1	N/A	87.0%	88.0%	88.0%

* This is based on patients treated on this contract for their most recent course of treatment. Figures in italics indicate the base number of FP17s or Patient Questionnaire responses are less than 100. N/A is shown where the base number of responses is less than 10 during the period. % is calculated as Quantity/Base number*100

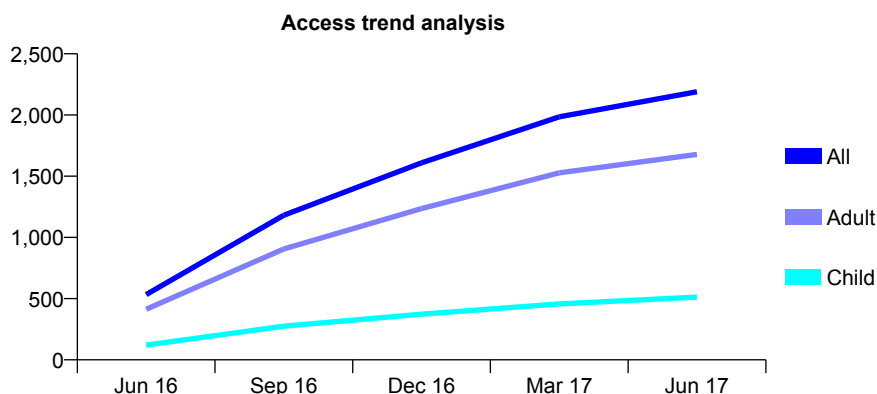
Q66 - Vital Signs At a Glance Contract Report for 100083/0000 - June 2017

Name or company name	PCH Dental CIC
Contract type name	GDS Contract
Purpose of contract	General
Contract start date	01/04/2016
Contract end date	

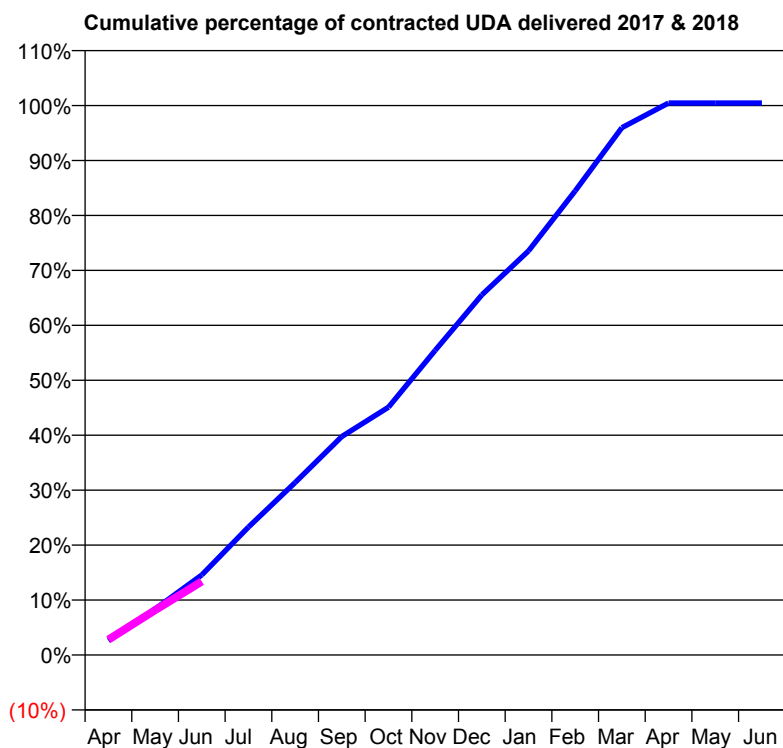
17/18 Contracted general activity (UDA)	10,946
Carry forward general activity (UDA)	0
17/18 Contracted orthodontic activity (UOA)	0
Carry forward orthodontic activity (UOA)	0
Baseline contract value	£297,719.55

ACCESS*

Patients seen in 24 months	Total	Change since previous quarter
Quarter ending June 2016	533	
Quarter ending September 2016	1,181	↑
Quarter ending December 2016	1,609	↑
Quarter ending March 2017	1,985	↑
Quarter ending June 2017	2,190	↑
Variance since June 2016	310.9%	↑



ACTIVITY



Adjusted Scheduled Activity (UDA)		
Month	2017	2018
April	202	306
May	650	893
June	1,129	1,466
July	1,805	
August	2,432	
September	3,081	
October	3,495	
November	4,297	
December	5,078	
January	5,700	
February	6,545	
March	7,438	
April	7,786	
May	7,786	
June	7,786	

QUALITY

	Quantity	Base Number	Contract	AT	Region	England
% of FP17s for the same patient ID Re-attending within 3 months - Children	11	159	6.9%	10.2%	11.6%	12.0%
% of FP17s for the same patient ID Re-attending within 3 months - Adults	119	640	18.6%	14.6%	15.9%	16.0%
% of FP17s for the same patient ID Re-attending between 3 & 9 months - Children	72	159	45.3%	59.5%	60.4%	58.0%
% of FP17s for the same patient ID Re-attending between 3 & 9 months - Adults	318	640	49.7%	51.5%	52.3%	50.9%
% of FP17s for Band 1 Urgent Courses	56	677	8.3%	10.3%	9.5%	9.1%
% of FP17s Relating to Free Repair or Replacements	5	677	0.7%	0.8%	0.7%	0.8%
% of FP17s Relating to Continuations	13	677	1.9%	1.2%	1.0%	1.1%
% of Patients satisfied with the dentistry they have received	8	8	N/A	91.8%	91.9%	91.7%
% of Patients satisfied with the time they had to wait for an appointment	7	8	N/A	87.0%	88.0%	88.0%

* This is based on patients treated on this contract for their most recent course of treatment. Figures in italics indicate the base number of FP17s or Patient Questionnaire responses are less than 100. N/A is shown where the base number of responses is less than 10 during the period. % is calculated as Quantity/Base number*100

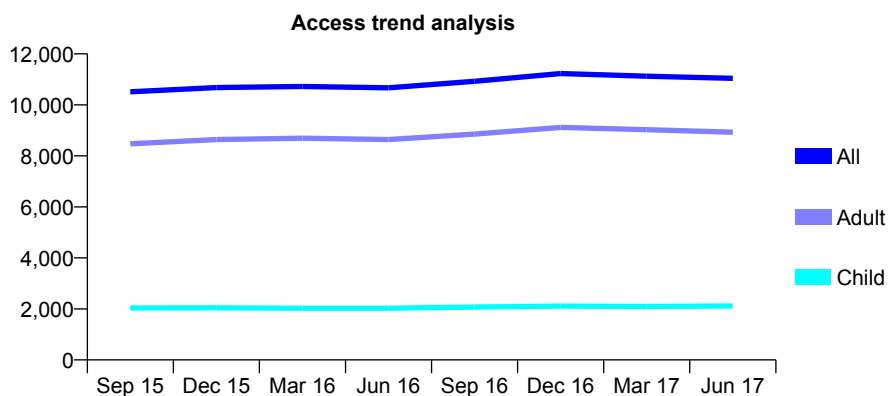
Q66 - Vital Signs At a Glance Contract Report for 101192/0007 - June 2017

Name or company name	Community Dental Centres Ltd
Contract type name	GDS Contract
Purpose of contract	General and Orthodontic
Contract start date	01/04/2006
Contract end date	

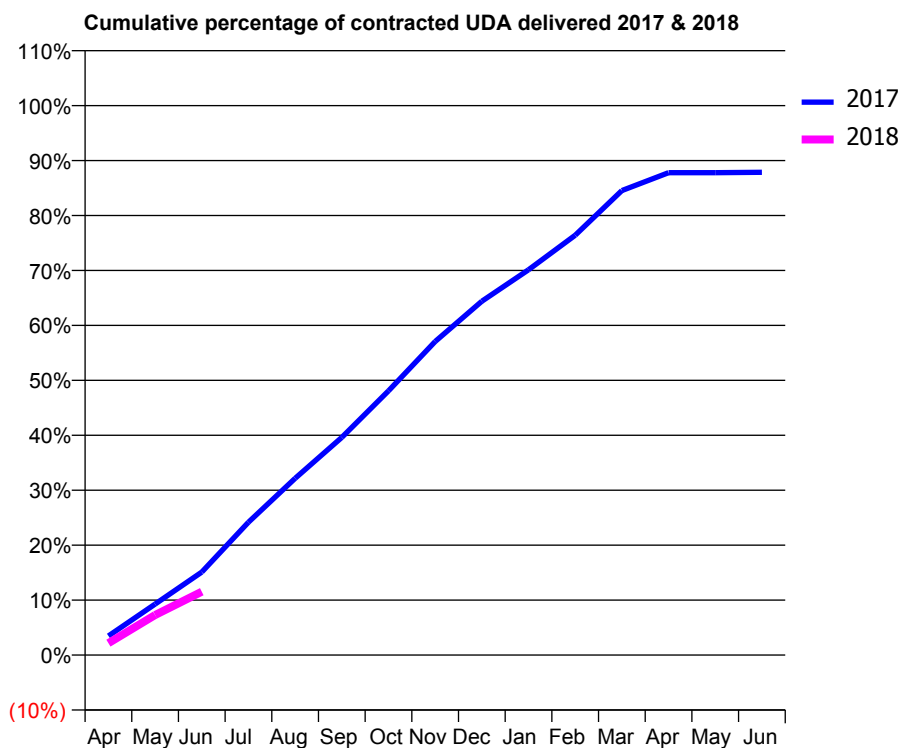
17/18 Contracted general activity (UDA)	36,000
Carry forward general activity (UDA)	0
17/18 Contracted orthodontic activity (UOA)	3,677
Carry forward orthodontic activity (UOA)	0
Baseline contract value	£1,196,190.31

ACCESS*

Patients seen in 24 months	Total	Change since previous quarter
Quarter ending June 2016	10,669	
Quarter ending September 2016	10,926	↑
Quarter ending December 2016	11,227	↑
Quarter ending March 2017	11,122	→
Quarter ending June 2017	11,042	→
Variance since June 2016	3.5%	↑



ACTIVITY



Adjusted Scheduled Activity (UDA)		
Month	2017	2018
April	1,253	782
May	3,345	2,624
June	5,440	4,150
July	8,702	
August	11,583	
September	14,265	
October	17,313	
November	20,544	
December	23,181	
January	25,241	
February	27,504	
March	30,434	
April	31,606	
May	31,607	
June	31,633	

QUALITY

	Quantity	Base Number	Contract	AT	Region	England
% of FP17s for the same patient ID Re-attending within 3 months - Children	150	825	18.2%	10.2%	11.6%	12.0%
% of FP17s for the same patient ID Re-attending within 3 months - Adults	216	2,163	10.0%	14.6%	15.9%	16.0%
% of FP17s for the same patient ID Re-attending between 3 & 9 months - Children	336	825	40.7%	59.5%	60.4%	58.0%
% of FP17s for the same patient ID Re-attending between 3 & 9 months - Adults	1,137	2,163	52.6%	51.5%	52.3%	50.9%
% of FP17s for Band 1 Urgent Courses	204	2,240	9.1%	10.3%	9.5%	9.1%
% of FP17s Relating to Free Repair or Replacements	14	2,240	0.6%	0.8%	0.7%	0.8%
% of FP17s Relating to Continuations	20	2,240	0.9%	1.2%	1.0%	1.1%
% of Patients satisfied with the dentistry they have received	28	29	96.6%	91.8%	91.9%	91.7%
% of Patients satisfied with the time they had to wait for an appointment	26	29	89.7%	87.0%	88.0%	88.0%

* This is based on patients treated on this contract for their most recent course of treatment. Figures in italics indicate the base number of FP17s or Patient Questionnaire responses are less than 100. N/A is shown where the base number of responses is less than 10 during the period. % is calculated as Quantity/Base number*100

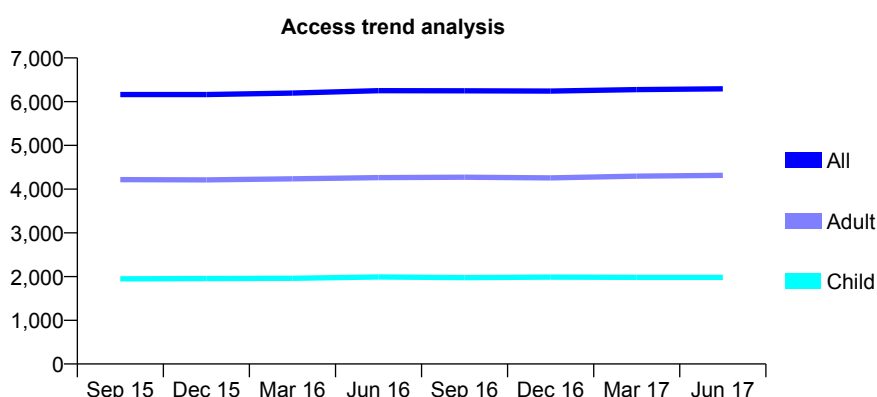
Q66 - Vital Signs At a Glance Contract Report for 101281/0062 - June 2017

Name or company name	OASIS DENTAL CARE LTD
Contract type name	GDS Contract
Purpose of contract	General
Contract start date	01/04/2006
Contract end date	

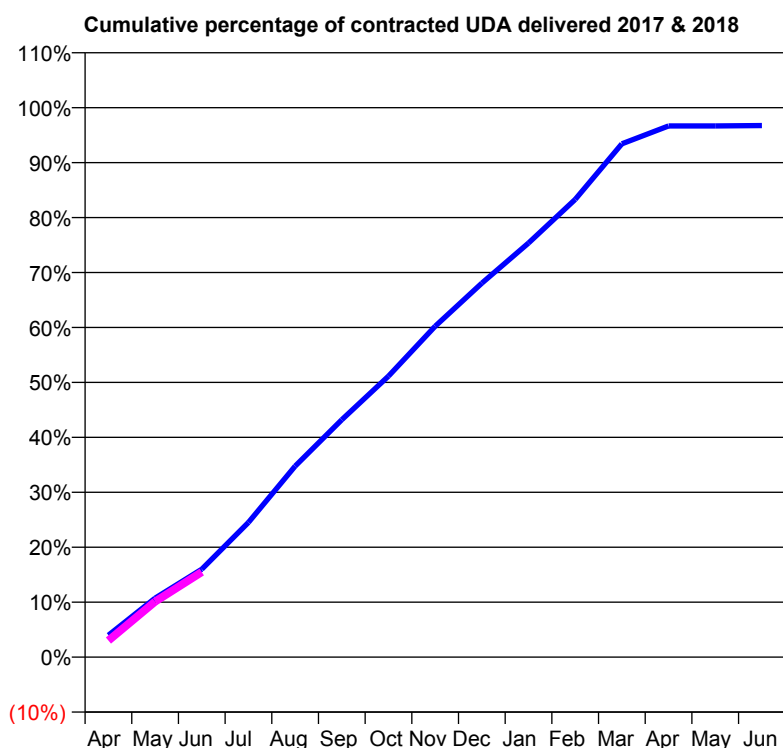
17/18 Contracted general activity (UDA)	17,010
Carry forward general activity (UDA)	0
17/18 Contracted orthodontic activity (UOA)	0
Carry forward orthodontic activity (UOA)	0
Baseline contract value	£381,549.95

ACCESS*

Patients seen in 24 months	Total	Change since previous quarter
Quarter ending June 2016	6,251	
Quarter ending September 2016	6,247	→
Quarter ending December 2016	6,243	→
Quarter ending March 2017	6,277	→
Quarter ending June 2017	6,293	→
Variance since June 2016	0.7%	→



ACTIVITY



Adjusted Scheduled Activity (UDA)		
Month	2017	2018
April	679	512
May	1,828	1,718
June	2,723	2,635
July	4,171	
August	5,914	
September	7,351	
October	8,697	
November	10,245	
December	11,578	
January	12,821	
February	14,169	
March	15,889	
April	16,445	
May	16,445	
June	16,457	

QUALITY

	Quantity	Base Number	Contract	AT	Region	England
% of FP17s for the same patient ID Re-attending within 3 months - Children	40	647	6.2%	10.2%	11.6%	12.0%
% of FP17s for the same patient ID Re-attending within 3 months - Adults	148	1,237	12.0%	14.6%	15.9%	16.0%
% of FP17s for the same patient ID Re-attending between 3 & 9 months - Children	462	647	71.4%	59.5%	60.4%	58.0%
% of FP17s for the same patient ID Re-attending between 3 & 9 months - Adults	795	1,237	64.3%	51.5%	52.3%	50.9%
% of FP17s for Band 1 Urgent Courses	87	1,548	5.6%	10.3%	9.5%	9.1%
% of FP17s Relating to Free Repair or Replacements	9	1,548	0.6%	0.8%	0.7%	0.8%
% of FP17s Relating to Continuations	1	1,548	0.1%	1.2%	1.0%	1.1%
% of Patients satisfied with the dentistry they have received	8	9	N/A	91.8%	91.9%	91.7%
% of Patients satisfied with the time they had to wait for an appointment	8	9	N/A	87.0%	88.0%	88.0%

* This is based on patients treated on this contract for their most recent course of treatment. Figures in italics indicate the base number of FP17s or Patient Questionnaire responses are less than 100. N/A is shown where the base number of responses is less than 10 during the period. % is calculated as Quantity/Base number*100

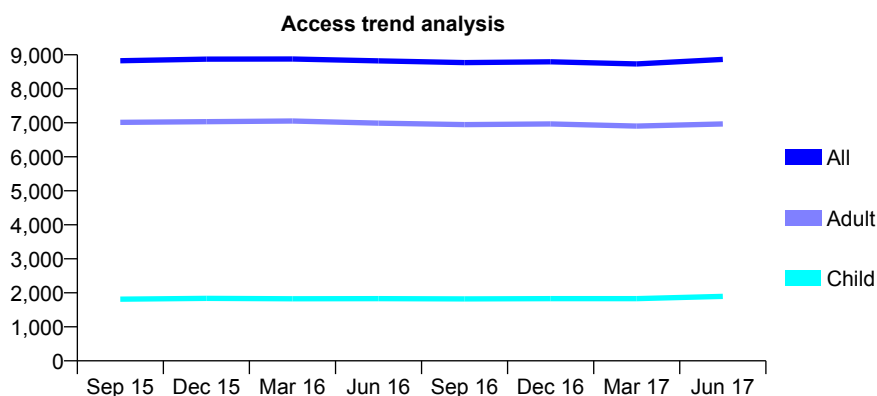
Q66 - Vital Signs At a Glance Contract Report for 101281/0165 - June 2017

Name or company name	OASIS DENTAL CARE LTD
Contract type name	GDS Contract
Purpose of contract	General
Contract start date	10/04/2007
Contract end date	

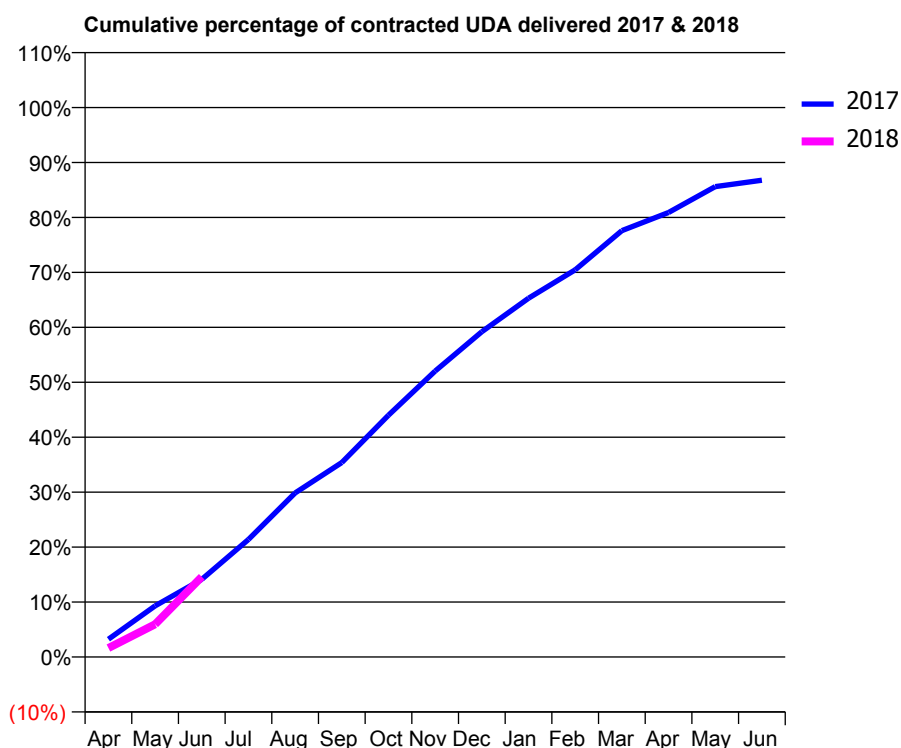
17/18 Contracted general activity (UDA)	30,000
Carry forward general activity (UDA)	0
17/18 Contracted orthodontic activity (UOA)	0
Carry forward orthodontic activity (UOA)	0
Baseline contract value	£686,771.85

ACCESS*

Patients seen in 24 months	Total	Change since previous quarter
Quarter ending June 2016	8,820	
Quarter ending September 2016	8,771	→
Quarter ending December 2016	8,796	→
Quarter ending March 2017	8,733	→
Quarter ending June 2017	8,863	→
Variance since June 2016	0.5%	→



ACTIVITY



Adjusted Scheduled Activity (UDA)		
Month	2017	2018
April	973	492
May	2,793	1,789
June	4,239	4,382
July	6,416	
August	8,957	
September	10,621	
October	13,199	
November	15,612	
December	17,762	
January	19,587	
February	21,139	
March	23,279	
April	24,270	
May	25,678	
June	26,032	

QUALITY

	Quantity	Base Number	Contract	AT	Region	England
% of FP17s for the same patient ID Re-attending within 3 months - Children	53	843	6.3%	10.2%	11.6%	12.0%
% of FP17s for the same patient ID Re-attending within 3 months - Adults	356	2,809	12.7%	14.6%	15.9%	16.0%
% of FP17s for the same patient ID Re-attending between 3 & 9 months - Children	395	843	46.9%	59.5%	60.4%	58.0%
% of FP17s for the same patient ID Re-attending between 3 & 9 months - Adults	1,306	2,809	46.5%	51.5%	52.3%	50.9%
% of FP17s for Band 1 Urgent Courses	208	2,184	9.5%	10.3%	9.5%	9.1%
% of FP17s Relating to Free Repair or Replacements	25	2,184	1.1%	0.8%	0.7%	0.8%
% of FP17s Relating to Continuations	16	2,184	0.7%	1.2%	1.0%	1.1%
% of Patients satisfied with the dentistry they have received	24	27	88.9%	91.8%	91.9%	91.7%
% of Patients satisfied with the time they had to wait for an appointment	23	27	85.2%	87.0%	88.0%	88.0%

* This is based on patients treated on this contract for their most recent course of treatment. Figures in italics indicate the base number of FP17s or Patient Questionnaire responses are less than 100. N/A is shown where the base number of responses is less than 10 during the period. % is calculated as Quantity/Base number*100

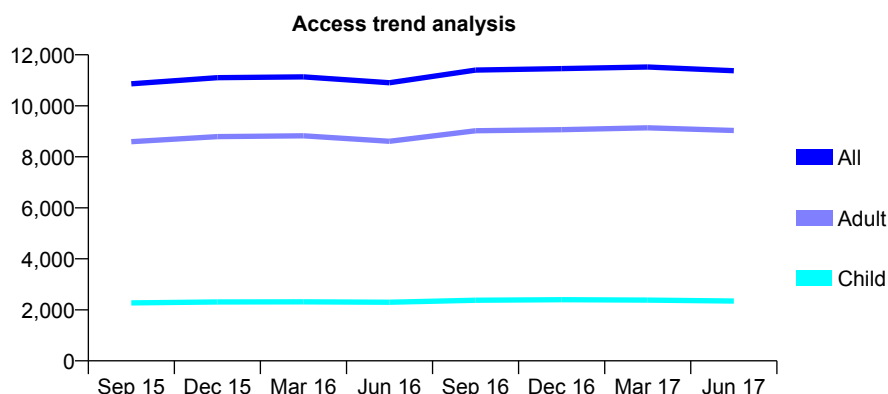
Q66 - Vital Signs At a Glance Contract Report for 101281/0169 - June 2017

Name or company name	OASIS DENTAL CARE LTD
Contract type name	GDS Contract
Purpose of contract	General
Contract start date	01/06/2007
Contract end date	

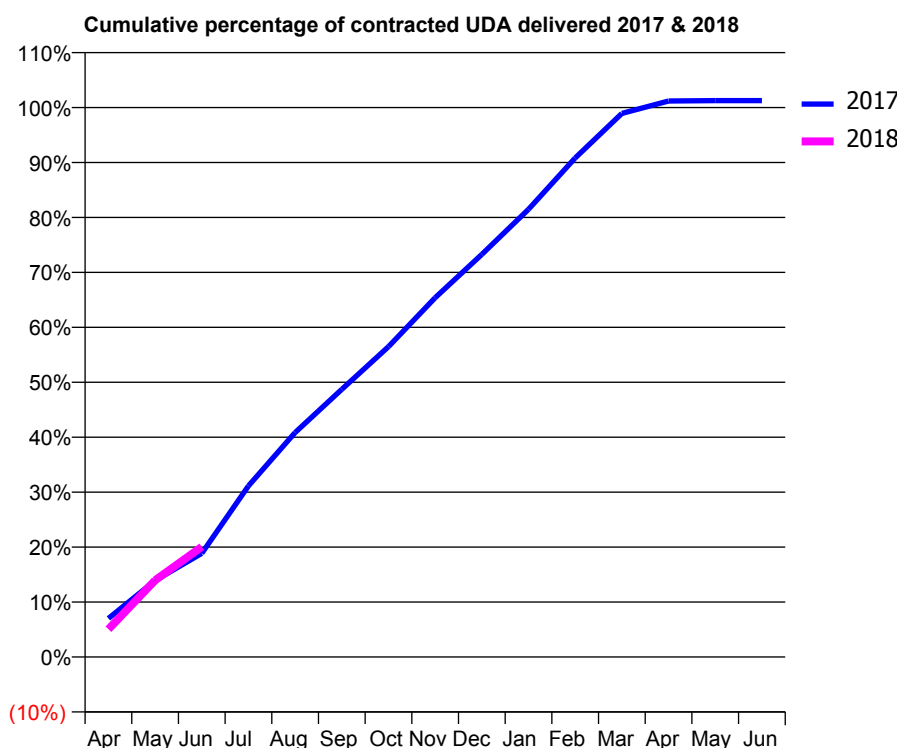
17/18 Contracted general activity (UDA)	33,000
Carry forward general activity (UDA)	0
17/18 Contracted orthodontic activity (UOA)	0
Carry forward orthodontic activity (UOA)	0
Baseline contract value	£735,120.84

ACCESS*

Patients seen in 24 months	Total	Change since previous quarter
Quarter ending June 2016	10,907	
Quarter ending September 2016	11,399	↑
Quarter ending December 2016	11,460	→
Quarter ending March 2017	11,519	→
Quarter ending June 2017	11,376	↓
Variance since June 2016	4.3%	↑



ACTIVITY



Month	Adjusted Scheduled Activity (UDA)	
	2017	2018
April	2,321	1,666
May	4,593	4,609
June	6,223	6,617
July	10,276	
August	13,483	
September	16,075	
October	18,636	
November	21,580	
December	24,182	
January	26,889	
February	29,967	
March	32,642	
April	33,388	
May	33,418	
June	33,417	

QUALITY

	Quantity	Base Number	Contract	AT	Region	England
% of FP17s for the same patient ID Re-attending within 3 months - Children	62	879	7.1%	10.2%	11.6%	12.0%
% of FP17s for the same patient ID Re-attending within 3 months - Adults	447	3,139	14.2%	14.6%	15.9%	16.0%
% of FP17s for the same patient ID Re-attending between 3 & 9 months - Children	601	879	68.4%	59.5%	60.4%	58.0%
% of FP17s for the same patient ID Re-attending between 3 & 9 months - Adults	2,051	3,139	65.3%	51.5%	52.3%	50.9%
% of FP17s for Band 1 Urgent Courses	346	3,683	9.4%	10.3%	9.5%	9.1%
% of FP17s Relating to Free Repair or Replacements	51	3,683	1.4%	0.8%	0.7%	0.8%
% of FP17s Relating to Continuations	8	3,683	0.2%	1.2%	1.0%	1.1%
% of Patients satisfied with the dentistry they have received	23	26	88.5%	91.8%	91.9%	91.7%
% of Patients satisfied with the time they had to wait for an appointment	22	26	84.6%	87.0%	88.0%	88.0%

* This is based on patients treated on this contract for their most recent course of treatment. Figures in italics indicate the base number of FP17s or Patient Questionnaire responses are less than 100. N/A is shown where the base number of responses is less than 10 during the period. % is calculated as Quantity/Base number*100

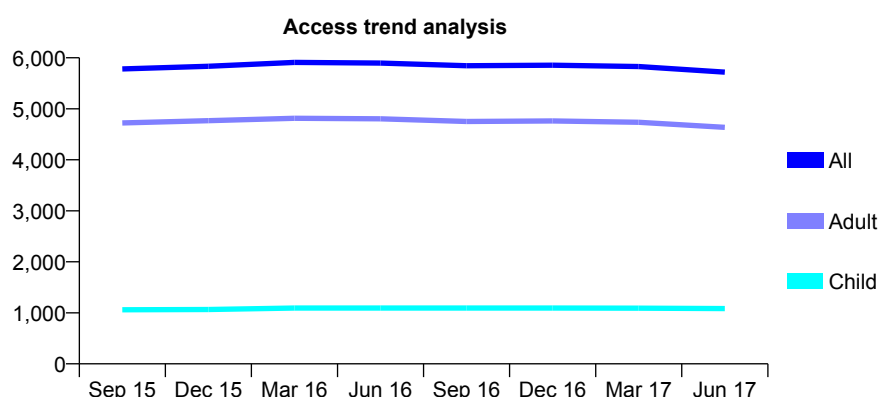
Q66 - Vital Signs At a Glance Contract Report for 101338/0027 - June 2017

Name or company name	Whitecross Dental Care Limited
Contract type name	GDS Contract
Purpose of contract	General
Contract start date	01/04/2006
Contract end date	

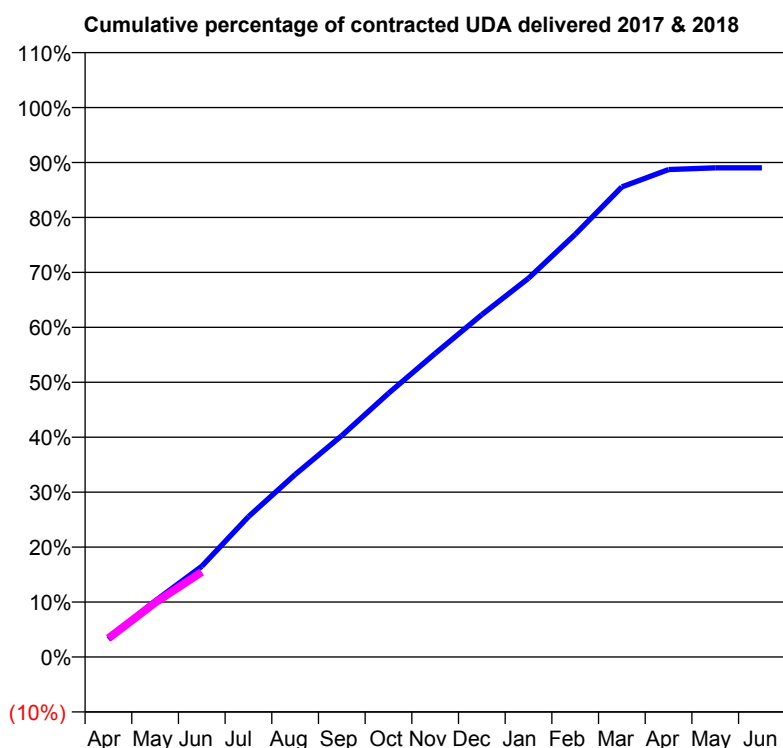
17/18 Contracted general activity (UDA)	19,823
Carry forward general activity (UDA)	0
17/18 Contracted orthodontic activity (UOA)	0
Carry forward orthodontic activity (UOA)	0
Baseline contract value	£571,761.71

ACCESS*

Patients seen in 24 months	Total	Change since previous quarter
Quarter ending June 2016	5,897	
Quarter ending September 2016	5,844	→
Quarter ending December 2016	5,855	→
Quarter ending March 2017	5,829	→
Quarter ending June 2017	5,719	↓
Variance since June 2016	(3.0%)	↓



ACTIVITY



Adjusted Scheduled Activity (UDA)		
Month	2017	2018
April	637	675
May	2,025	1,962
June	3,273	3,067
July	5,061	
August	6,582	
September	7,989	
October	9,514	
November	10,949	
December	12,352	
January	13,666	
February	15,246	
March	16,960	
April	17,582	
May	17,645	
June	17,648	

QUALITY

	Quantity	Base Number	Contract	AT	Region	England
% of FP17s for the same patient ID Re-attending within 3 months - Children	23	305	7.5%	10.2%	11.6%	12.0%
% of FP17s for the same patient ID Re-attending within 3 months - Adults	235	1,405	16.7%	14.6%	15.9%	16.0%
% of FP17s for the same patient ID Re-attending between 3 & 9 months - Children	198	305	64.9%	59.5%	60.4%	58.0%
% of FP17s for the same patient ID Re-attending between 3 & 9 months - Adults	830	1,405	59.1%	51.5%	52.3%	50.9%
% of FP17s for Band 1 Urgent Courses	96	1,460	6.6%	10.3%	9.5%	9.1%
% of FP17s Relating to Free Repair or Replacements	11	1,460	0.8%	0.8%	0.7%	0.8%
% of FP17s Relating to Continuations	34	1,460	2.3%	1.2%	1.0%	1.1%
% of Patients satisfied with the dentistry they have received	30	31	96.8%	91.8%	91.9%	91.7%
% of Patients satisfied with the time they had to wait for an appointment	27	31	87.1%	87.0%	88.0%	88.0%

* This is based on patients treated on this contract for their most recent course of treatment. Figures in italics indicate the base number of FP17s or Patient Questionnaire responses are less than 100. N/A is shown where the base number of responses is less than 10 during the period. % is calculated as Quantity/Base number*100

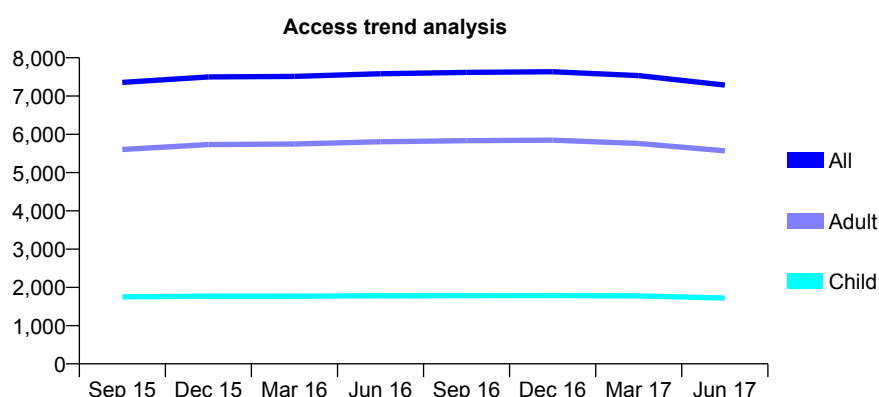
Q66 - Vital Signs At a Glance Contract Report for 101338/0077 - June 2017

Name or company name	Whitecross Dental Care Limited
Contract type name	GDS Contract
Purpose of contract	General
Contract start date	09/03/2009
Contract end date	

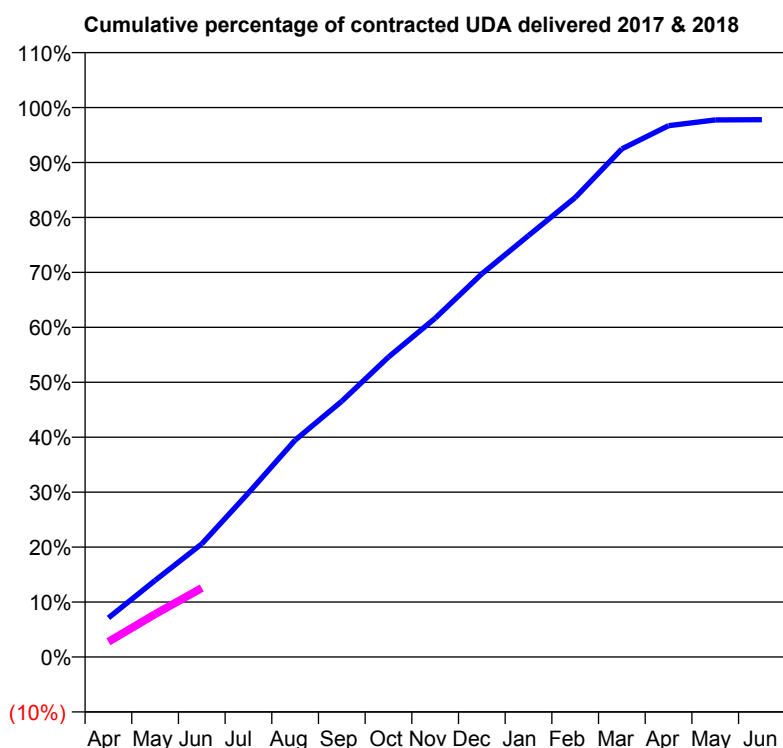
17/18 Contracted general activity (UDA)	20,500
Carry forward general activity (UDA)	0
17/18 Contracted orthodontic activity (UOA)	0
Carry forward orthodontic activity (UOA)	0
Baseline contract value	£539,789.48

ACCESS*

Patients seen in 24 months	Total	Change since previous quarter
Quarter ending June 2016	7,583	
Quarter ending September 2016	7,618	→
Quarter ending December 2016	7,634	→
Quarter ending March 2017	7,536	↓
Quarter ending June 2017	7,288	↓
Variance since June 2016	(3.9%)	↓



ACTIVITY



Adjusted Scheduled Activity (UDA)		
Month	2017	2018
April	1,461	570
May	2,860	1,601
June	4,223	2,576
July	6,124	
August	8,093	
September	9,545	
October	11,188	
November	12,640	
December	14,296	
January	15,724	
February	17,142	
March	18,957	
April	19,822	
May	20,034	
June	20,047	

QUALITY

	Quantity	Base Number	Contract	AT	Region	England
% of FP17s for the same patient ID Re-attending within 3 months - Children	37	472	7.8%	10.2%	11.6%	12.0%
% of FP17s for the same patient ID Re-attending within 3 months - Adults	141	1,222	11.5%	14.6%	15.9%	16.0%
% of FP17s for the same patient ID Re-attending between 3 & 9 months - Children	173	472	36.7%	59.5%	60.4%	58.0%
% of FP17s for the same patient ID Re-attending between 3 & 9 months - Adults	437	1,222	35.8%	51.5%	52.3%	50.9%
% of FP17s for Band 1 Urgent Courses	101	1,190	8.5%	10.3%	9.5%	9.1%
% of FP17s Relating to Free Repair or Replacements	5	1,190	0.4%	0.8%	0.7%	0.8%
% of FP17s Relating to Continuations	19	1,190	1.6%	1.2%	1.0%	1.1%
% of Patients satisfied with the dentistry they have received	22	23	95.7%	91.8%	91.9%	91.7%
% of Patients satisfied with the time they had to wait for an appointment	17	23	73.9%	87.0%	88.0%	88.0%

* This is based on patients treated on this contract for their most recent course of treatment. Figures in italics indicate the base number of FP17s or Patient Questionnaire responses are less than 100. N/A is shown where the base number of responses is less than 10 during the period. % is calculated as Quantity/Base number*100

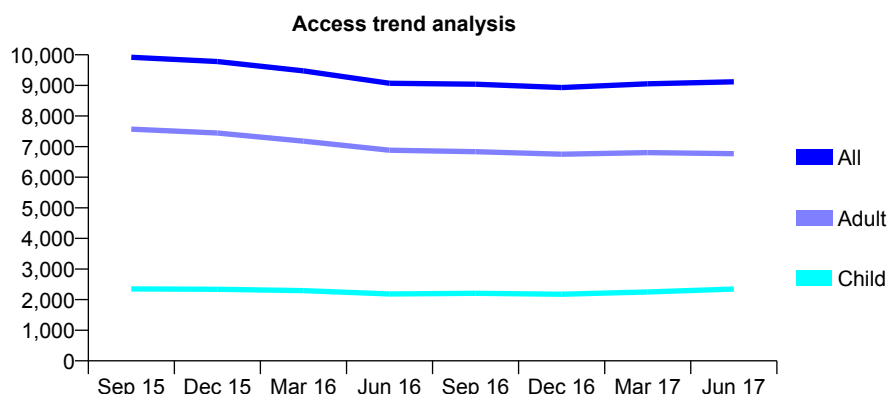
Q66 - Vital Signs At a Glance Contract Report for 101338/0078 - June 2017

Name or company name	Whitecross Dental Care Limited
Contract type name	GDS Contract
Purpose of contract	General
Contract start date	15/04/2009
Contract end date	

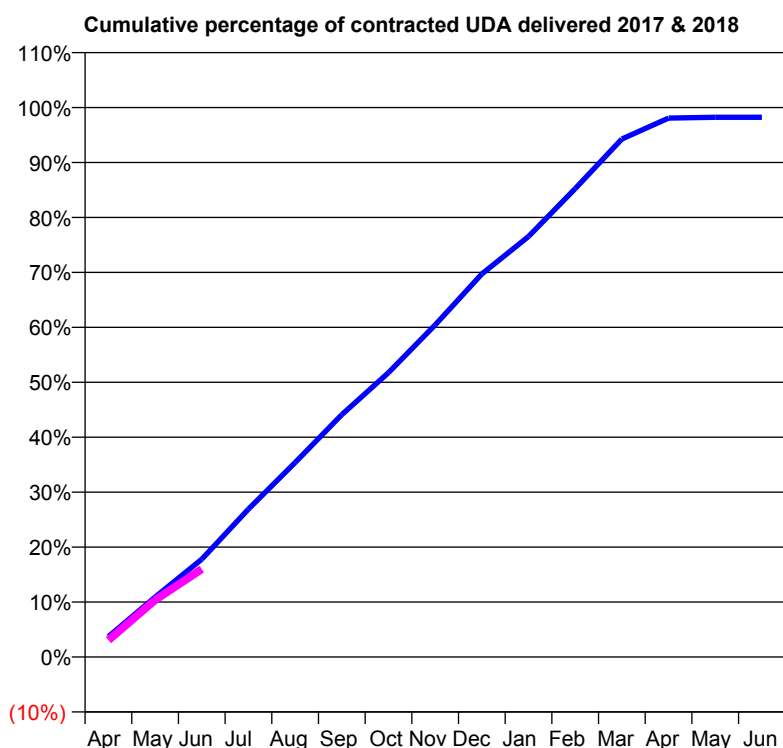
17/18 Contracted general activity (UDA)	32,250
Carry forward general activity (UDA)	0
17/18 Contracted orthodontic activity (UOA)	0
Carry forward orthodontic activity (UOA)	0
Baseline contract value	£727,869.48

ACCESS*

Patients seen in 24 months	Total	Change since previous quarter
Quarter ending June 2016	9,070	
Quarter ending September 2016	9,040	→
Quarter ending December 2016	8,930	↓
Quarter ending March 2017	9,054	→
Quarter ending June 2017	9,117	→
Variance since June 2016	0.5%	→



ACTIVITY



Adjusted Scheduled Activity (UDA)		
Month	2017	2018
April	969	991
May	2,834	3,344
June	4,626	5,160
July	7,003	
August	9,204	
September	11,468	
October	13,456	
November	15,714	
December	18,123	
January	19,895	
February	22,160	
March	24,507	
April	25,500	
May	25,540	
June	25,535	

QUALITY

	Quantity	Base Number	Contract	AT	Region	England
% of FP17s for the same patient ID Re-attending within 3 months - Children	31	793	3.9%	10.2%	11.6%	12.0%
% of FP17s for the same patient ID Re-attending within 3 months - Adults	140	2,082	6.7%	14.6%	15.9%	16.0%
% of FP17s for the same patient ID Re-attending between 3 & 9 months - Children	411	793	51.8%	59.5%	60.4%	58.0%
% of FP17s for the same patient ID Re-attending between 3 & 9 months - Adults	1,248	2,082	59.9%	51.5%	52.3%	50.9%
% of FP17s for Band 1 Urgent Courses	84	2,475	3.4%	10.3%	9.5%	9.1%
% of FP17s Relating to Free Repair or Replacements	9	2,475	0.4%	0.8%	0.7%	0.8%
% of FP17s Relating to Continuations	35	2,475	1.4%	1.2%	1.0%	1.1%
% of Patients satisfied with the dentistry they have received	19	19	100.0%	91.8%	91.9%	91.7%
% of Patients satisfied with the time they had to wait for an appointment	17	19	89.5%	87.0%	88.0%	88.0%

* This is based on patients treated on this contract for their most recent course of treatment. Figures in italics indicate the base number of FP17s or Patient Questionnaire responses are less than 100. N/A is shown where the base number of responses is less than 10 during the period. % is calculated as Quantity/Base number*100

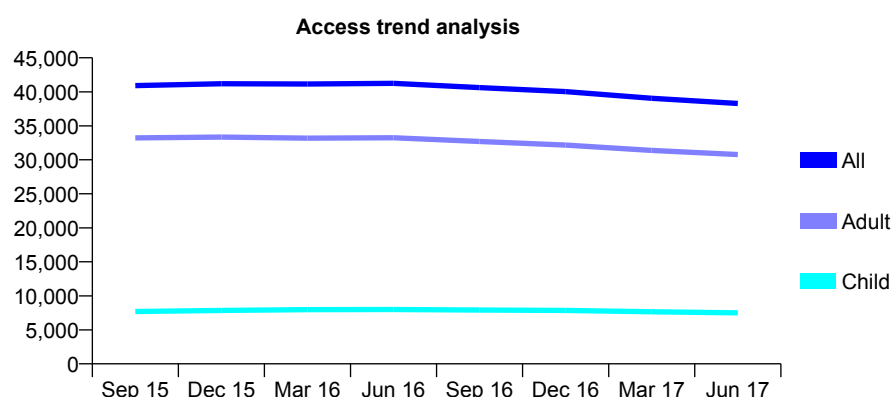
Q66 - Vital Signs At a Glance Contract Report for 101338/0084 - June 2017

Name or company name	Whitecross Dental Care Limited
Contract type name	GDS Contract
Purpose of contract	General
Contract start date	01/04/2009
Contract end date	

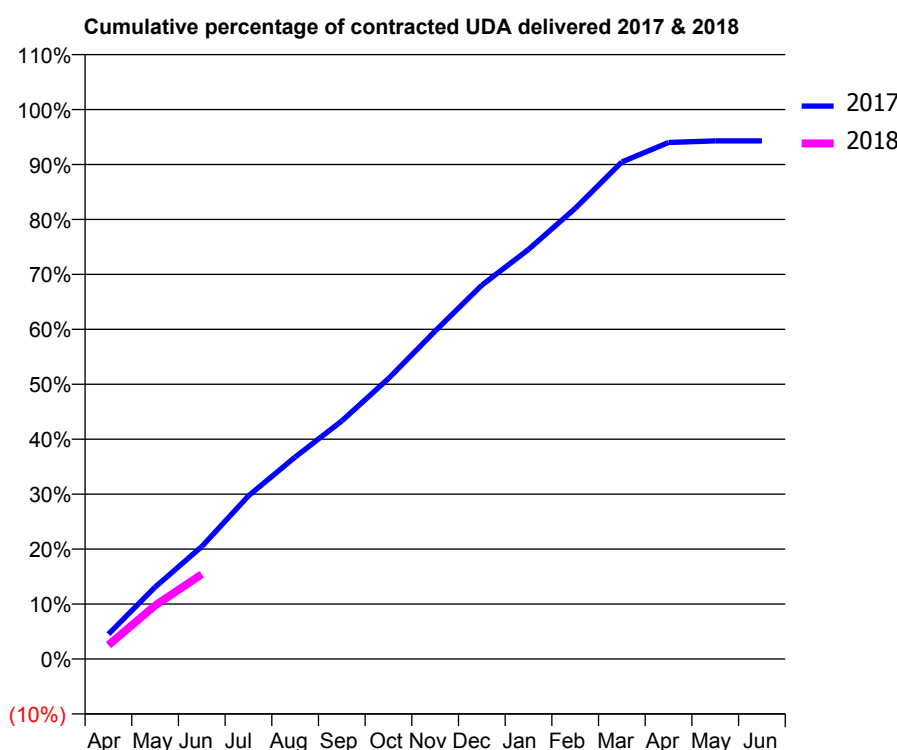
17/18 Contracted general activity (UDA)	130,501
Carry forward general activity (UDA)	0
17/18 Contracted orthodontic activity (UOA)	0
Carry forward orthodontic activity (UOA)	0
Baseline contract value	£3,459,845.81

ACCESS*

Patients seen in 24 months	Total	Change since previous quarter
Quarter ending June 2016	41,243	
Quarter ending September 2016	40,613	↓
Quarter ending December 2016	40,021	↓
Quarter ending March 2017	39,041	↓
Quarter ending June 2017	38,279	↓
Variance since June 2016	(7.2%)	↓



ACTIVITY



Adjusted Scheduled Activity (UDA)		
Month	2017	2018
April	5,549	3,303
May	16,047	12,724
June	25,054	20,130
July	36,370	
August	45,009	
September	53,077	
October	62,514	
November	73,089	
December	83,305	
January	91,273	
February	100,436	
March	110,782	
April	115,116	
May	115,474	
June	115,481	

QUALITY

	Quantity	Base Number	Contract	AT	Region	England
% of FP17s for the same patient ID Re-attending within 3 months - Children	116	2,225	5.2%	10.2%	11.6%	12.0%
% of FP17s for the same patient ID Re-attending within 3 months - Adults	1,210	9,277	13.0%	14.6%	15.9%	16.0%
% of FP17s for the same patient ID Re-attending between 3 & 9 months - Children	1,323	2,225	59.5%	59.5%	60.4%	58.0%
% of FP17s for the same patient ID Re-attending between 3 & 9 months - Adults	5,044	9,277	54.4%	51.5%	52.3%	50.9%
% of FP17s for Band 1 Urgent Courses	937	9,433	9.9%	10.3%	9.5%	9.1%
% of FP17s Relating to Free Repair or Replacements	55	9,433	0.6%	0.8%	0.7%	0.8%
% of FP17s Relating to Continuations	170	9,433	1.8%	1.2%	1.0%	1.1%
% of Patients satisfied with the dentistry they have received	97	109	89.0%	91.8%	91.9%	91.7%
% of Patients satisfied with the time they had to wait for an appointment	92	109	84.4%	87.0%	88.0%	88.0%

* This is based on patients treated on this contract for their most recent course of treatment. Figures in italics indicate the base number of FP17s or Patient Questionnaire responses are less than 100. N/A is shown where the base number of responses is less than 10 during the period. % is calculated as Quantity/Base number*100

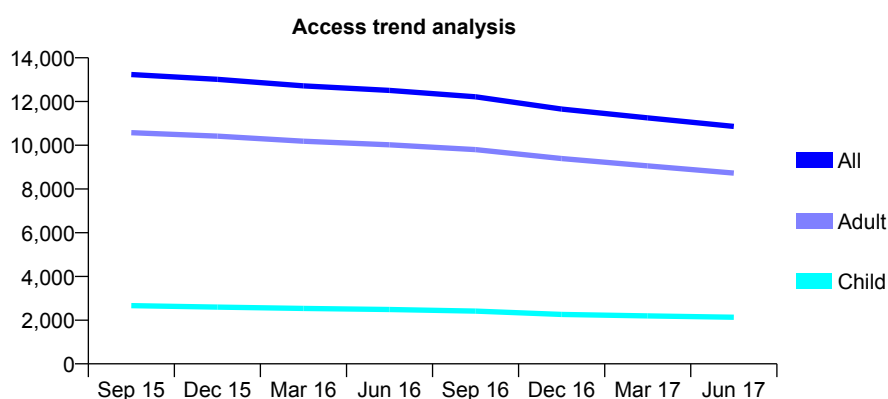
Q66 - Vital Signs At a Glance Contract Report for 101338/0131 - June 2017

Name or company name	Whitecross Dental Care Limited
Contract type name	GDS Contract
Purpose of contract	General
Contract start date	01/04/2011
Contract end date	

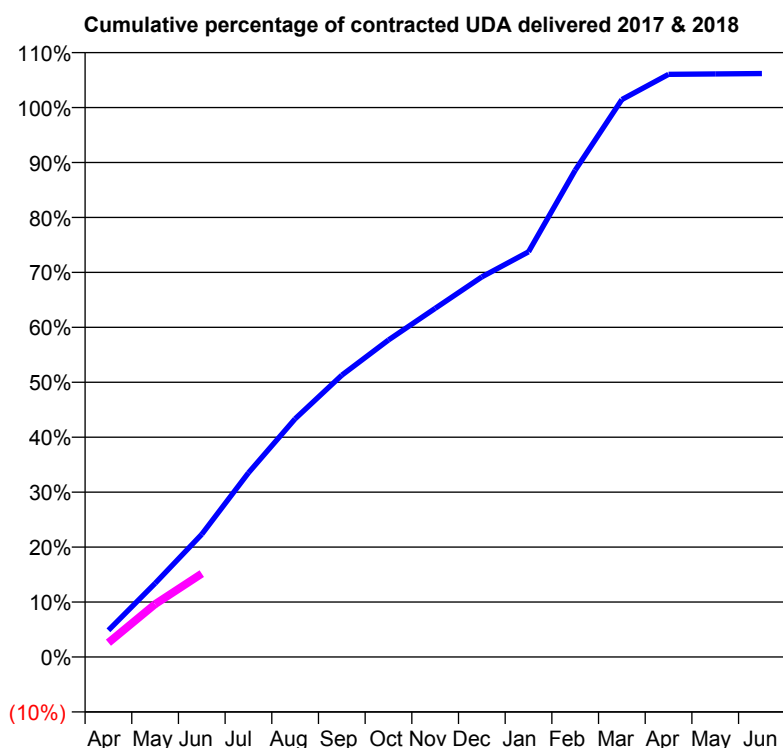
17/18 Contracted general activity (UDA)	34,511
Carry forward general activity (UDA)	0
17/18 Contracted orthodontic activity (UOA)	0
Carry forward orthodontic activity (UOA)	0
Baseline contract value	£962,694.69

ACCESS*

Patients seen in 24 months	Total	Change since previous quarter
Quarter ending June 2016	12,508	
Quarter ending September 2016	12,215	↓
Quarter ending December 2016	11,654	↓
Quarter ending March 2017	11,253	↓
Quarter ending June 2017	10,863	↓
Variance since June 2016	(13.2%)	↓



ACTIVITY



Adjusted Scheduled Activity (UDA)		
Month	2017	2018
April	1,375	901
May	3,778	3,323
June	6,298	5,238
July	9,453	
August	12,226	
September	14,463	
October	16,269	
November	17,886	
December	19,506	
January	20,791	
February	24,975	
March	28,603	
April	29,896	
May	29,917	
June	29,939	

QUALITY

	Quantity	Base Number	Contract	AT	Region	England
% of FP17s for the same patient ID Re-attending within 3 months - Children	25	719	3.5%	10.2%	11.6%	12.0%
% of FP17s for the same patient ID Re-attending within 3 months - Adults	349	2,644	13.2%	14.6%	15.9%	16.0%
% of FP17s for the same patient ID Re-attending between 3 & 9 months - Children	406	719	56.5%	59.5%	60.4%	58.0%
% of FP17s for the same patient ID Re-attending between 3 & 9 months - Adults	1,383	2,644	52.3%	51.5%	52.3%	50.9%
% of FP17s for Band 1 Urgent Courses	139	2,616	5.3%	10.3%	9.5%	9.1%
% of FP17s Relating to Free Repair or Replacements	17	2,616	0.6%	0.8%	0.7%	0.8%
% of FP17s Relating to Continuations	49	2,616	1.9%	1.2%	1.0%	1.1%
% of Patients satisfied with the dentistry they have received	23	25	92.0%	91.8%	91.9%	91.7%
% of Patients satisfied with the time they had to wait for an appointment	21	25	84.0%	87.0%	88.0%	88.0%

* This is based on patients treated on this contract for their most recent course of treatment. Figures in italics indicate the base number of FP17s or Patient Questionnaire responses are less than 100. N/A is shown where the base number of responses is less than 10 during the period. % is calculated as Quantity/Base number*100

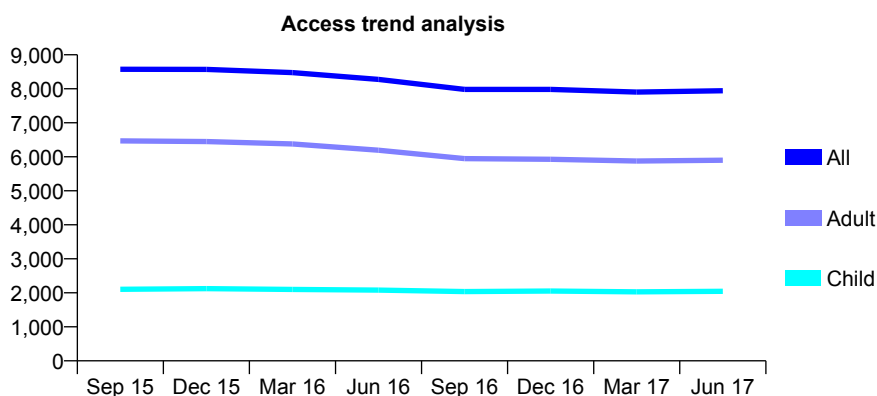
Q66 - Vital Signs At a Glance Contract Report for 101338/0144 - June 2017

Name or company name	Whitecross Dental Care Limited
Contract type name	GDS Contract
Purpose of contract	General
Contract start date	01/10/2012
Contract end date	

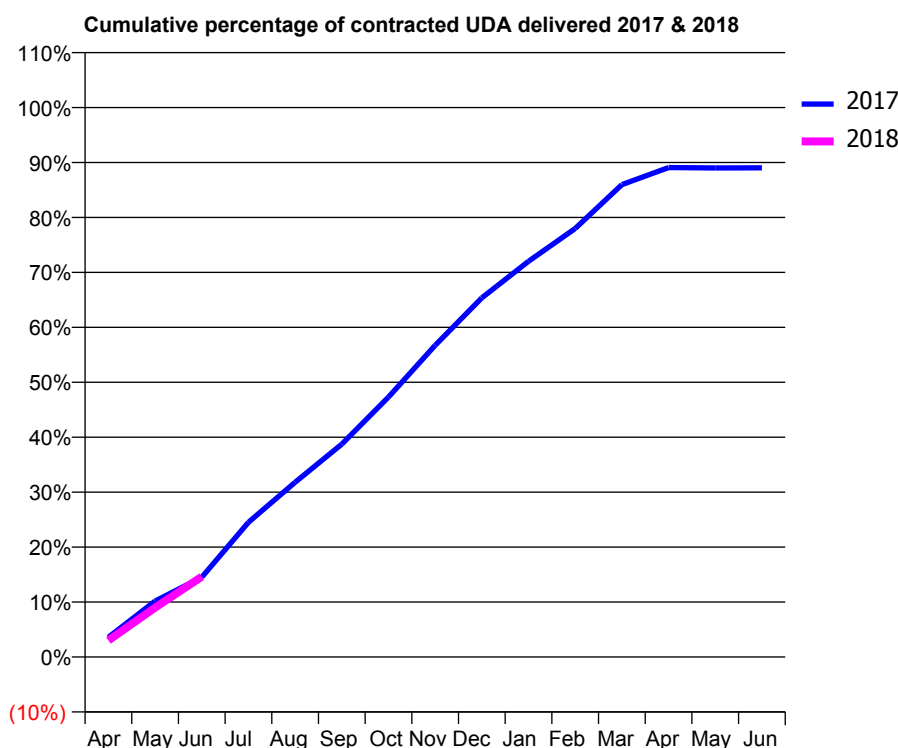
17/18 Contracted general activity (UDA)	24,078
Carry forward general activity (UDA)	0
17/18 Contracted orthodontic activity (UOA)	0
Carry forward orthodontic activity (UOA)	0
Baseline contract value	£574,577.84

ACCESS*

Patients seen in 24 months	Total	Change since previous quarter
Quarter ending June 2016	8,277	
Quarter ending September 2016	7,983	↓
Quarter ending December 2016	7,982	→
Quarter ending March 2017	7,905	→
Quarter ending June 2017	7,944	→
Variance since June 2016	(4.0%)	↓



ACTIVITY



Adjusted Scheduled Activity (UDA)		
Month	2017	2018
April	870	729
May	2,454	2,167
June	3,499	3,521
July	5,906	
August	7,657	
September	9,328	
October	11,390	
November	13,656	
December	15,738	
January	17,338	
February	18,779	
March	20,702	
April	21,444	
May	21,427	
June	21,436	

QUALITY

	Quantity	Base Number	Contract	AT	Region	England
% of FP17s for the same patient ID Re-attending within 3 months - Children	34	632	5.4%	10.2%	11.6%	12.0%
% of FP17s for the same patient ID Re-attending within 3 months - Adults	184	1,456	12.6%	14.6%	15.9%	16.0%
% of FP17s for the same patient ID Re-attending between 3 & 9 months - Children	383	632	60.6%	59.5%	60.4%	58.0%
% of FP17s for the same patient ID Re-attending between 3 & 9 months - Adults	601	1,456	41.3%	51.5%	52.3%	50.9%
% of FP17s for Band 1 Urgent Courses	169	1,833	9.2%	10.3%	9.5%	9.1%
% of FP17s Relating to Free Repair or Replacements	14	1,833	0.8%	0.8%	0.7%	0.8%
% of FP17s Relating to Continuations	24	1,833	1.3%	1.2%	1.0%	1.1%
% of Patients satisfied with the dentistry they have received	17	19	89.5%	91.8%	91.9%	91.7%
% of Patients satisfied with the time they had to wait for an appointment	17	19	89.5%	87.0%	88.0%	88.0%

* This is based on patients treated on this contract for their most recent course of treatment. Figures in italics indicate the base number of FP17s or Patient Questionnaire responses are less than 100. N/A is shown where the base number of responses is less than 10 during the period. % is calculated as Quantity/Base number*100

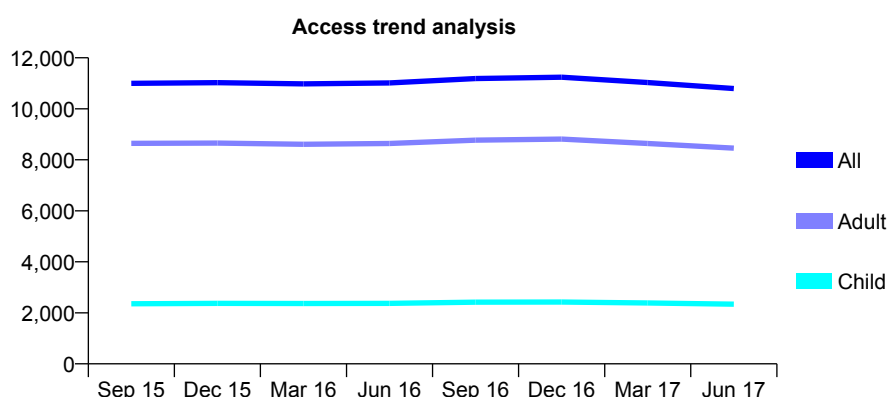
Q66 - Vital Signs At a Glance Contract Report for 101338/0145 - June 2017

Name or company name	Whitecross Dental Care Limited
Contract type name	GDS Contract
Purpose of contract	General
Contract start date	01/10/2012
Contract end date	

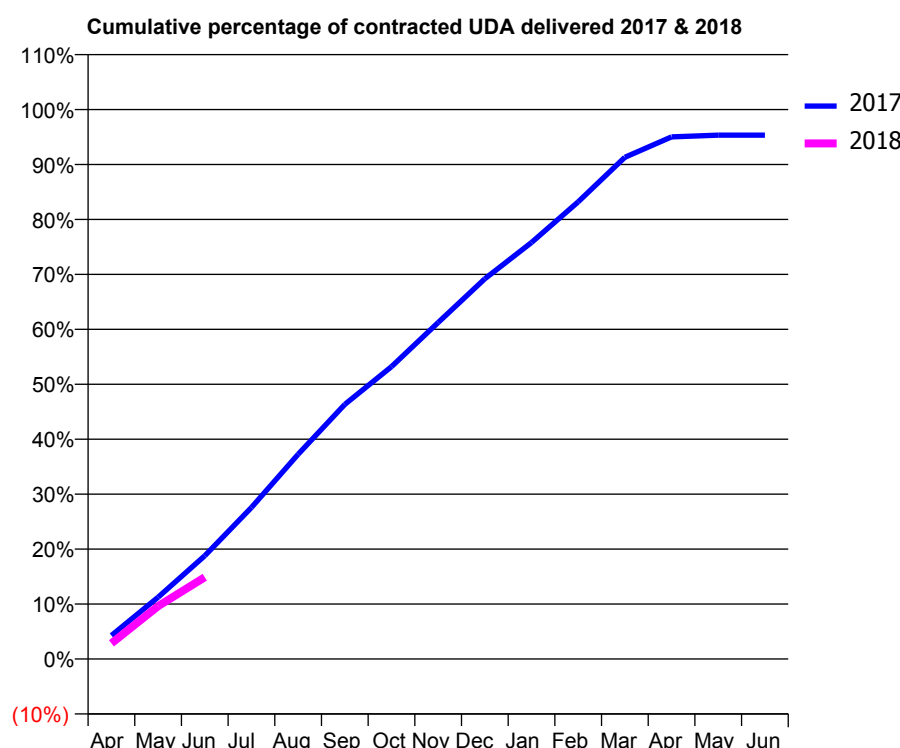
17/18 Contracted general activity (UDA)	33,365
Carry forward general activity (UDA)	0
17/18 Contracted orthodontic activity (UOA)	0
Carry forward orthodontic activity (UOA)	0
Baseline contract value	£796,192.15

ACCESS*

Patients seen in 24 months	Total	Change since previous quarter
Quarter ending June 2016	11,013	
Quarter ending September 2016	11,188	→
Quarter ending December 2016	11,238	→
Quarter ending March 2017	11,030	↓
Quarter ending June 2017	10,794	↓
Variance since June 2016	(2.0%)	↓



ACTIVITY



Adjusted Scheduled Activity (UDA)		
Month	2017	2018
April	1,428	953
May	3,756	3,208
June	6,268	4,965
July	9,201	
August	12,435	
September	15,462	
October	17,754	
November	20,433	
December	23,088	
January	25,291	
February	27,761	
March	30,464	
April	31,703	
May	31,808	
June	31,805	

QUALITY

	Quantity	Base Number	Contract	AT	Region	England
% of FP17s for the same patient ID Re-attending within 3 months - Children	29	706	4.1%	10.2%	11.6%	12.0%
% of FP17s for the same patient ID Re-attending within 3 months - Adults	237	2,406	9.9%	14.6%	15.9%	16.0%
% of FP17s for the same patient ID Re-attending between 3 & 9 months - Children	467	706	66.1%	59.5%	60.4%	58.0%
% of FP17s for the same patient ID Re-attending between 3 & 9 months - Adults	1,251	2,406	52.0%	51.5%	52.3%	50.9%
% of FP17s for Band 1 Urgent Courses	109	2,519	4.3%	10.3%	9.5%	9.1%
% of FP17s Relating to Free Repair or Replacements	17	2,519	0.7%	0.8%	0.7%	0.8%
% of FP17s Relating to Continuations	45	2,519	1.8%	1.2%	1.0%	1.1%
% of Patients satisfied with the dentistry they have received	29	32	90.6%	91.8%	91.9%	91.7%
% of Patients satisfied with the time they had to wait for an appointment	27	32	84.4%	87.0%	88.0%	88.0%

* This is based on patients treated on this contract for their most recent course of treatment. Figures in italics indicate the base number of FP17s or Patient Questionnaire responses are less than 100. N/A is shown where the base number of responses is less than 10 during the period. % is calculated as Quantity/Base number*100

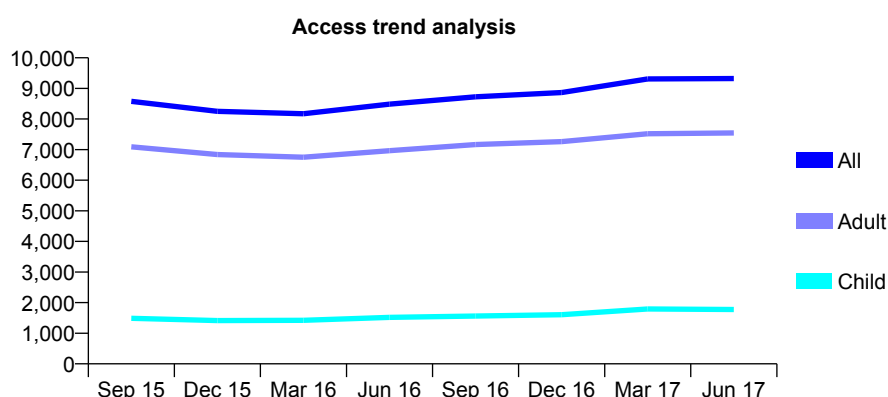
Q66 - Vital Signs At a Glance Contract Report for 101370/0025 - June 2017

Name or company name	Whitecross Dental Care Limited
Contract type name	Pilot Contract
Purpose of contract	General
Contract start date	01/04/2006
Contract end date	

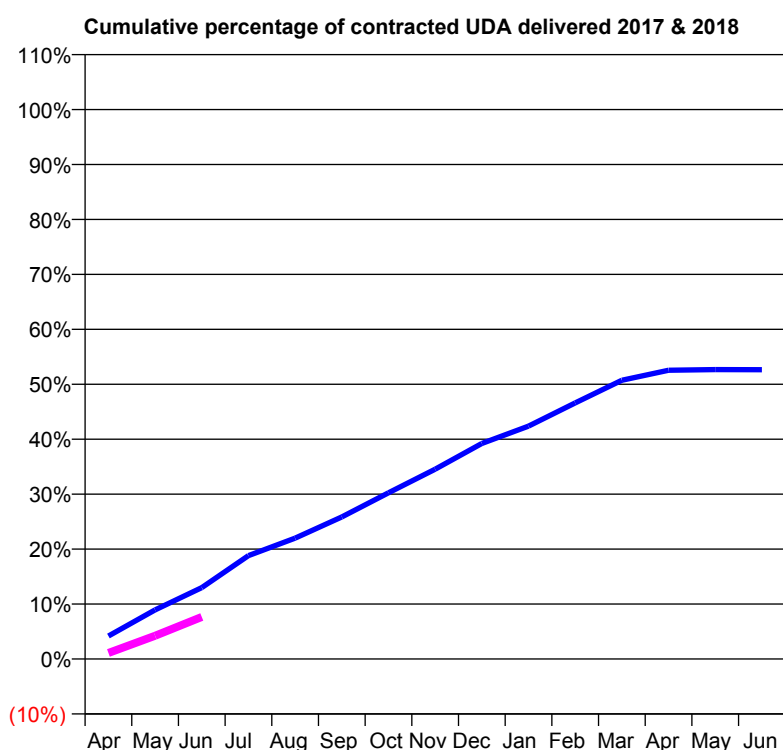
17/18 Contracted general activity (UDA)	38,464
Carry forward general activity (UDA)	0
17/18 Contracted orthodontic activity (UOA)	0
Carry forward orthodontic activity (UOA)	0
Baseline contract value	£976,029.66

ACCESS*

Patients seen in 24 months	Total	Change since previous quarter
Quarter ending June 2016	8,484	
Quarter ending September 2016	8,726	↑
Quarter ending December 2016	8,867	→
Quarter ending March 2017	9,311	↑
Quarter ending June 2017	9,321	→
Variance since June 2016	9.9%	↑



ACTIVITY



Adjusted Scheduled Activity (UDA)		
Month	2017	2018
April	1,613	426
May	3,437	1,628
June	4,995	2,941
July	7,236	
August	8,466	
September	9,946	
October	11,632	
November	13,287	
December	15,093	
January	16,305	
February	17,923	
March	19,517	
April	20,213	
May	20,261	
June	20,252	

QUALITY

	Quantity	Base Number	Contract	AT	Region	England
% of FP17s for the same patient ID Re-attending within 3 months - Children	15	332	4.5%	10.2%	11.6%	12.0%
% of FP17s for the same patient ID Re-attending within 3 months - Adults	119	1,482	8.0%	14.6%	15.9%	16.0%
% of FP17s for the same patient ID Re-attending between 3 & 9 months - Children	104	332	31.3%	59.5%	60.4%	58.0%
% of FP17s for the same patient ID Re-attending between 3 & 9 months - Adults	408	1,482	27.5%	51.5%	52.3%	50.9%
% of FP17s for Band 1 Urgent Courses	137	1,406	9.7%	10.3%	9.5%	9.1%
% of FP17s Relating to Free Repair or Replacements	0	1,406	0.0%	0.8%	0.7%	0.8%
% of FP17s Relating to Continuations	13	1,406	0.9%	1.2%	1.0%	1.1%
% of Patients satisfied with the dentistry they have received	22	24	91.7%	91.8%	91.9%	91.7%
% of Patients satisfied with the time they had to wait for an appointment	15	24	62.5%	87.0%	88.0%	88.0%

* This is based on patients treated on this contract for their most recent course of treatment. Figures in italics indicate the base number of FP17s or Patient Questionnaire responses are less than 100. N/A is shown where the base number of responses is less than 10 during the period. % is calculated as Quantity/Base number*100

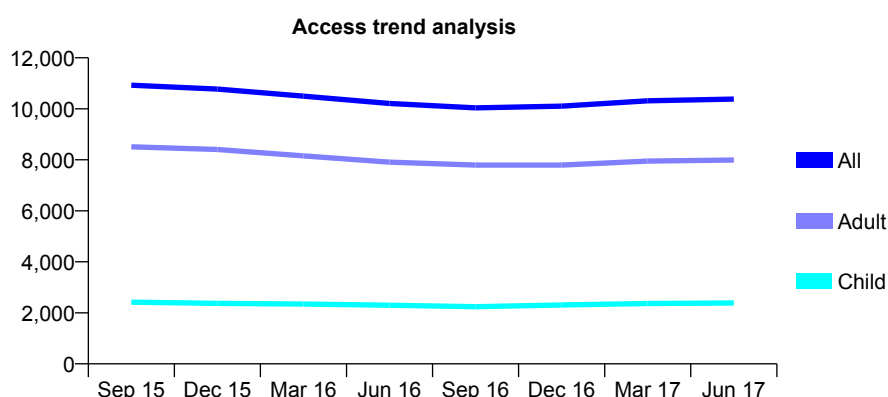
Q66 - Vital Signs At a Glance Contract Report for 101370/0026 - June 2017

Name or company name	Petrie Tucker and Partners Ltd
Contract type name	GDS Contract
Purpose of contract	General
Contract start date	01/04/2006
Contract end date	

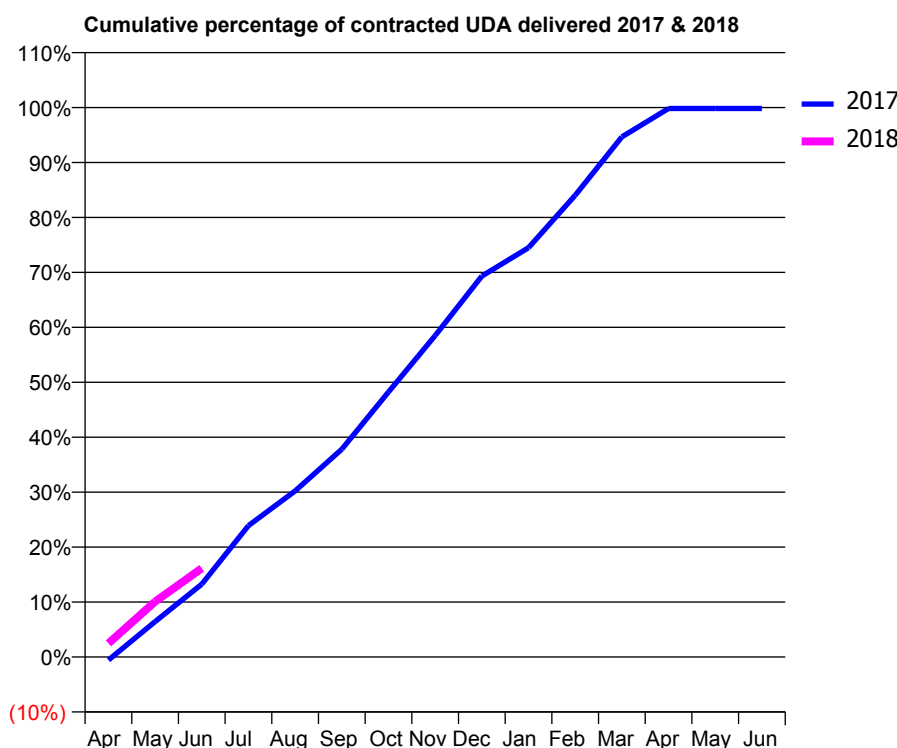
17/18 Contracted general activity (UDA)	36,746
Carry forward general activity (UDA)	0
17/18 Contracted orthodontic activity (UOA)	0
Carry forward orthodontic activity (UOA)	0
Baseline contract value	£1,062,565.57

ACCESS*

Patients seen in 24 months	Total	Change since previous quarter
Quarter ending June 2016	10,208	
Quarter ending September 2016	10,036	↓
Quarter ending December 2016	10,103	→
Quarter ending March 2017	10,315	↑
Quarter ending June 2017	10,380	→
Variance since June 2016	1.7%	→



ACTIVITY



Adjusted Scheduled Activity (UDA)		
Month	2017	2018
April	-185	918
May	2,100	3,706
June	4,324	5,935
July	7,802	
August	9,858	
September	12,336	
October	15,729	
November	19,083	
December	22,612	
January	24,301	
February	27,411	
March	30,873	
April	32,559	
May	32,565	
June	32,563	

QUALITY

	Quantity	Base Number	Contract	AT	Region	England
% of FP17s for the same patient ID Re-attending within 3 months - Children	52	791	6.6%	10.2%	11.6%	12.0%
% of FP17s for the same patient ID Re-attending within 3 months - Adults	247	2,242	11.0%	14.6%	15.9%	16.0%
% of FP17s for the same patient ID Re-attending between 3 & 9 months - Children	493	791	62.3%	59.5%	60.4%	58.0%
% of FP17s for the same patient ID Re-attending between 3 & 9 months - Adults	984	2,242	43.9%	51.5%	52.3%	50.9%
% of FP17s for Band 1 Urgent Courses	152	2,600	5.8%	10.3%	9.5%	9.1%
% of FP17s Relating to Free Repair or Replacements	18	2,600	0.7%	0.8%	0.7%	0.8%
% of FP17s Relating to Continuations	62	2,600	2.4%	1.2%	1.0%	1.1%
% of Patients satisfied with the dentistry they have received	45	52	86.5%	91.8%	91.9%	91.7%
% of Patients satisfied with the time they had to wait for an appointment	41	52	78.8%	87.0%	88.0%	88.0%

* This is based on patients treated on this contract for their most recent course of treatment. Figures in italics indicate the base number of FP17s or Patient Questionnaire responses are less than 100. N/A is shown where the base number of responses is less than 10 during the period. % is calculated as Quantity/Base number*100

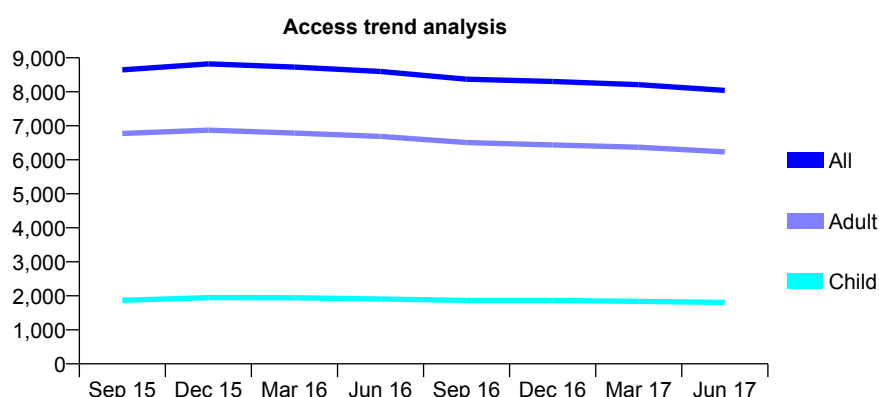
Q66 - Vital Signs At a Glance Contract Report for 101370/0027 - June 2017

Name or company name	Whitecross Dental Care Limited
Contract type name	GDS Contract
Purpose of contract	General
Contract start date	01/04/2006
Contract end date	

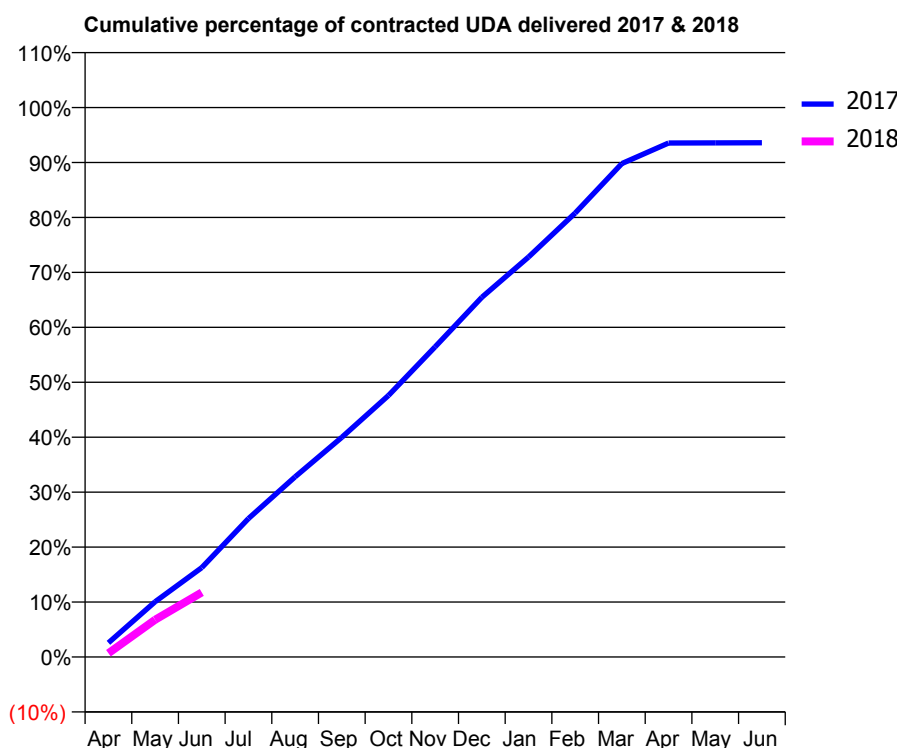
17/18 Contracted general activity (UDA)	23,302
Carry forward general activity (UDA)	0
17/18 Contracted orthodontic activity (UOA)	0
Carry forward orthodontic activity (UOA)	0
Baseline contract value	£697,990.94

ACCESS*

Patients seen in 24 months	Total	Change since previous quarter
Quarter ending June 2016	8,597	
Quarter ending September 2016	8,372	↓
Quarter ending December 2016	8,304	→
Quarter ending March 2017	8,208	↓
Quarter ending June 2017	8,042	↓
Variance since June 2016	(6.5%)	↓



ACTIVITY



Adjusted Scheduled Activity (UDA)		
Month	2017	2018
April	538	158
May	2,097	1,579
June	3,390	2,742
July	5,253	
August	6,838	
September	8,331	
October	9,923	
November	11,770	
December	13,644	
January	15,172	
February	16,842	
March	18,717	
April	19,499	
May	19,501	
June	19,506	

QUALITY

	Quantity	Base Number	Contract	AT	Region	England
% of FP17s for the same patient ID Re-attending within 3 months - Children	39	442	8.8%	10.2%	11.6%	12.0%
% of FP17s for the same patient ID Re-attending within 3 months - Adults	190	1,439	13.2%	14.6%	15.9%	16.0%
% of FP17s for the same patient ID Re-attending between 3 & 9 months - Children	231	442	52.3%	59.5%	60.4%	58.0%
% of FP17s for the same patient ID Re-attending between 3 & 9 months - Adults	513	1,439	35.6%	51.5%	52.3%	50.9%
% of FP17s for Band 1 Urgent Courses	181	1,527	11.9%	10.3%	9.5%	9.1%
% of FP17s Relating to Free Repair or Replacements	9	1,527	0.6%	0.8%	0.7%	0.8%
% of FP17s Relating to Continuations	10	1,527	0.7%	1.2%	1.0%	1.1%
% of Patients satisfied with the dentistry they have received	15	18	83.3%	91.8%	91.9%	91.7%
% of Patients satisfied with the time they had to wait for an appointment	15	18	83.3%	87.0%	88.0%	88.0%

* This is based on patients treated on this contract for their most recent course of treatment. Figures in italics indicate the base number of FP17s or Patient Questionnaire responses are less than 100. N/A is shown where the base number of responses is less than 10 during the period. % is calculated as Quantity/Base number*100

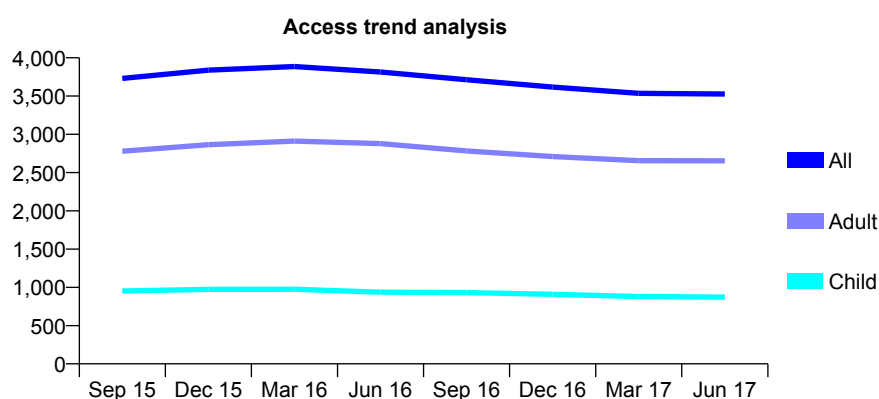
Q66 - Vital Signs At a Glance Contract Report for 101370/0058 - June 2017

Name or company name	Petrie Tucker and Partners Ltd
Contract type name	GDS Contract
Purpose of contract	General
Contract start date	01/04/2006
Contract end date	

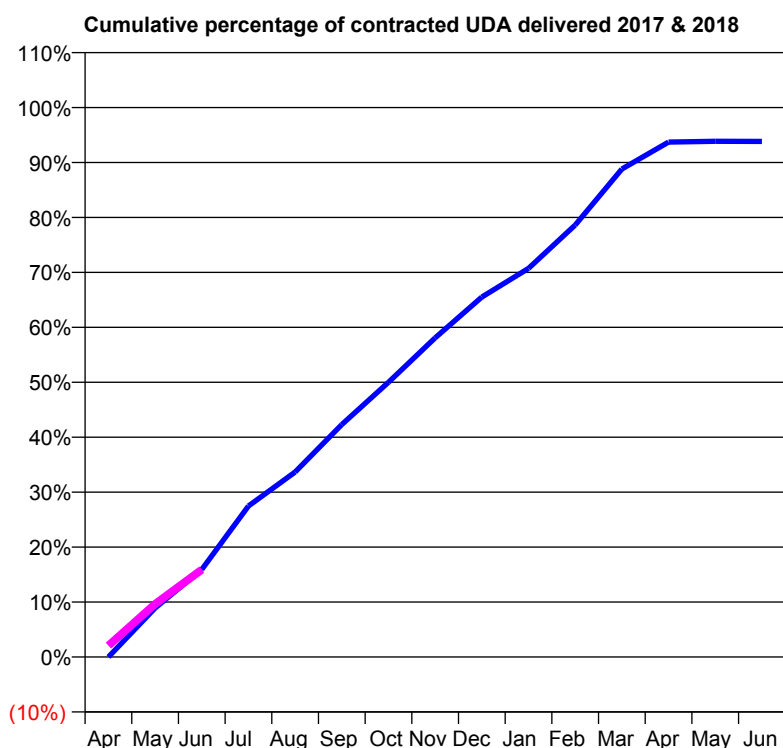
17/18 Contracted general activity (UDA)	11,395
Carry forward general activity (UDA)	0
17/18 Contracted orthodontic activity (UOA)	0
Carry forward orthodontic activity (UOA)	0
Baseline contract value	£325,276.57

ACCESS*

Patients seen in 24 months	Total	Change since previous quarter
Quarter ending June 2016	3,814	
Quarter ending September 2016	3,713	↓
Quarter ending December 2016	3,618	↓
Quarter ending March 2017	3,536	↓
Quarter ending June 2017	3,527	→
Variance since June 2016	(7.5%)	↓



ACTIVITY



Adjusted Scheduled Activity (UDA)		
Month	2017	2018
April	0	237
May	1,018	1,098
June	1,816	1,813
July	3,132	
August	3,837	
September	4,821	
October	5,697	
November	6,620	
December	7,464	
January	8,058	
February	8,959	
March	10,118	
April	10,677	
May	10,694	
June	10,691	

QUALITY

	Quantity	Base Number	Contract	AT	Region	England
% of FP17s for the same patient ID Re-attending within 3 months - Children	11	269	4.1%	10.2%	11.6%	12.0%
% of FP17s for the same patient ID Re-attending within 3 months - Adults	97	707	13.7%	14.6%	15.9%	16.0%
% of FP17s for the same patient ID Re-attending between 3 & 9 months - Children	117	269	43.5%	59.5%	60.4%	58.0%
% of FP17s for the same patient ID Re-attending between 3 & 9 months - Adults	313	707	44.3%	51.5%	52.3%	50.9%
% of FP17s for Band 1 Urgent Courses	45	818	5.5%	10.3%	9.5%	9.1%
% of FP17s Relating to Free Repair or Replacements	4	818	0.5%	0.8%	0.7%	0.8%
% of FP17s Relating to Continuations	24	818	2.9%	1.2%	1.0%	1.1%
% of Patients satisfied with the dentistry they have received	3	4	N/A	91.8%	91.9%	91.7%
% of Patients satisfied with the time they had to wait for an appointment	3	4	N/A	87.0%	88.0%	88.0%

* This is based on patients treated on this contract for their most recent course of treatment. Figures in italics indicate the base number of FP17s or Patient Questionnaire responses are less than 100. N/A is shown where the base number of responses is less than 10 during the period. % is calculated as Quantity/Base number*100

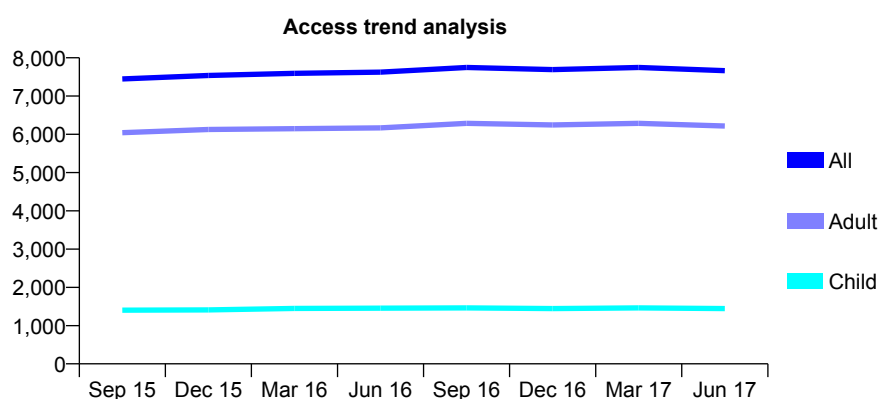
Q66 - Vital Signs At a Glance Contract Report for 101370/0072 - June 2017

Name or company name	Whitecross Dental Care Limited
Contract type name	GDS Contract
Purpose of contract	General
Contract start date	01/07/2006
Contract end date	

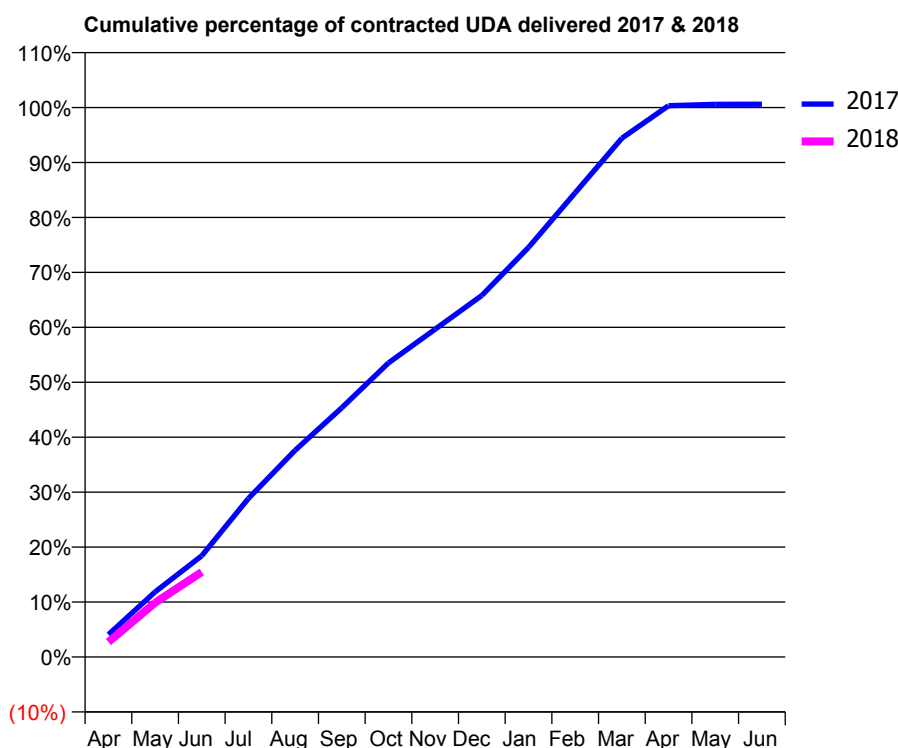
17/18 Contracted general activity (UDA)	25,934
Carry forward general activity (UDA)	0
17/18 Contracted orthodontic activity (UOA)	0
Carry forward orthodontic activity (UOA)	0
Baseline contract value	£763,717.97

ACCESS*

Patients seen in 24 months	Total	Change since previous quarter
Quarter ending June 2016	7,624	
Quarter ending September 2016	7,748	→
Quarter ending December 2016	7,690	→
Quarter ending March 2017	7,748	→
Quarter ending June 2017	7,663	↓
Variance since June 2016	0.5%	→



ACTIVITY



Adjusted Scheduled Activity (UDA)		
Month	2017	2018
April	874	706
May	2,542	2,566
June	3,952	4,012
July	6,189	
August	8,065	
September	9,721	
October	11,470	
November	12,786	
December	14,103	
January	15,975	
February	18,107	
March	20,237	
April	21,504	
May	21,559	
June	21,563	

QUALITY

	Quantity	Base Number	Contract	AT	Region	England
% of FP17s for the same patient ID Re-attending within 3 months - Children	45	492	9.1%	10.2%	11.6%	12.0%
% of FP17s for the same patient ID Re-attending within 3 months - Adults	331	1,892	17.5%	14.6%	15.9%	16.0%
% of FP17s for the same patient ID Re-attending between 3 & 9 months - Children	269	492	54.7%	59.5%	60.4%	58.0%
% of FP17s for the same patient ID Re-attending between 3 & 9 months - Adults	869	1,892	45.9%	51.5%	52.3%	50.9%
% of FP17s for Band 1 Urgent Courses	200	1,849	10.8%	10.3%	9.5%	9.1%
% of FP17s Relating to Free Repair or Replacements	30	1,849	1.6%	0.8%	0.7%	0.8%
% of FP17s Relating to Continuations	35	1,849	1.9%	1.2%	1.0%	1.1%
% of Patients satisfied with the dentistry they have received	20	22	90.9%	91.8%	91.9%	91.7%
% of Patients satisfied with the time they had to wait for an appointment	20	22	90.9%	87.0%	88.0%	88.0%

* This is based on patients treated on this contract for their most recent course of treatment. Figures in italics indicate the base number of FP17s or Patient Questionnaire responses are less than 100. N/A is shown where the base number of responses is less than 10 during the period. % is calculated as Quantity/Base number*100

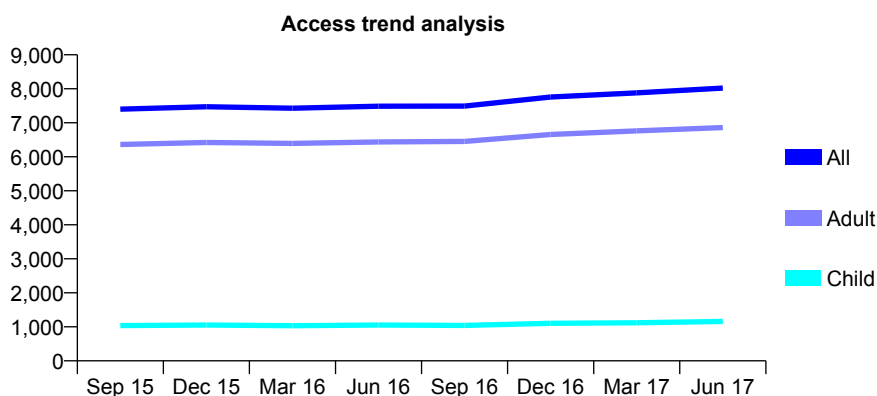
Q66 - Vital Signs At a Glance Contract Report for 101370/0082 - June 2017

Name or company name	Petrie Tucker and Partners Ltd
Contract type name	GDS Contract
Purpose of contract	General
Contract start date	01/04/2007
Contract end date	

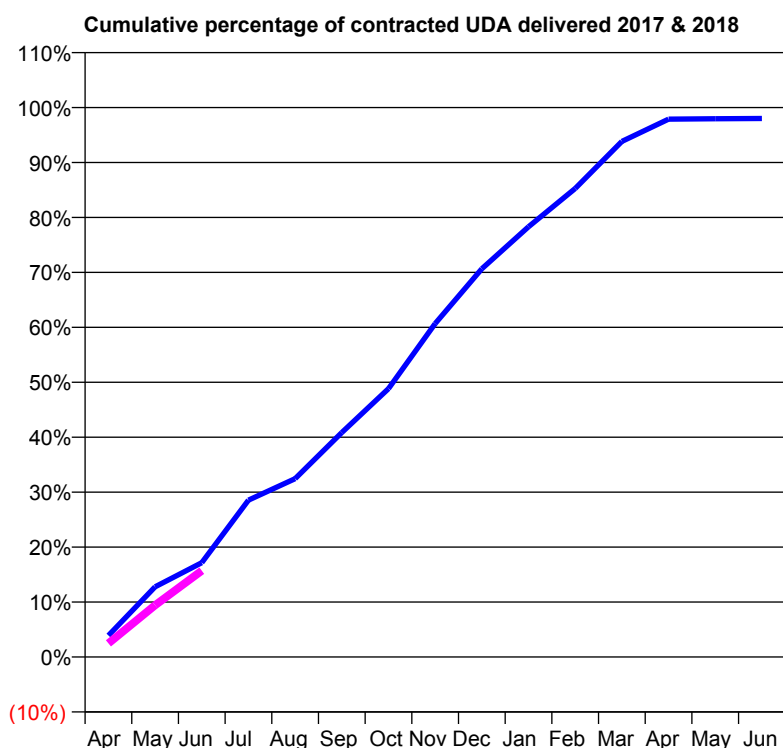
17/18 Contracted general activity (UDA)	25,822
Carry forward general activity (UDA)	0
17/18 Contracted orthodontic activity (UOA)	0
Carry forward orthodontic activity (UOA)	0
Baseline contract value	£694,544.29

ACCESS*

Patients seen in 24 months	Total	Change since previous quarter
Quarter ending June 2016	7,489	
Quarter ending September 2016	7,494	→
Quarter ending December 2016	7,758	↑
Quarter ending March 2017	7,882	→
Quarter ending June 2017	8,020	→
Variance since June 2016	7.1%	↑



ACTIVITY



Adjusted Scheduled Activity (UDA)		
Month	2017	2018
April	941	641
May	3,064	2,433
June	4,113	4,058
July	6,841	
August	7,778	
September	9,788	
October	11,703	
November	14,541	
December	16,933	
January	18,765	
February	20,434	
March	22,487	
April	23,456	
May	23,474	
June	23,487	

QUALITY

	Quantity	Base Number	Contract	AT	Region	England
% of FP17s for the same patient ID Re-attending within 3 months - Children	23	417	5.5%	10.2%	11.6%	12.0%
% of FP17s for the same patient ID Re-attending within 3 months - Adults	262	2,250	11.6%	14.6%	15.9%	16.0%
% of FP17s for the same patient ID Re-attending between 3 & 9 months - Children	254	417	60.9%	59.5%	60.4%	58.0%
% of FP17s for the same patient ID Re-attending between 3 & 9 months - Adults	1,322	2,250	58.8%	51.5%	52.3%	50.9%
% of FP17s for Band 1 Urgent Courses	140	2,211	6.3%	10.3%	9.5%	9.1%
% of FP17s Relating to Free Repair or Replacements	6	2,211	0.3%	0.8%	0.7%	0.8%
% of FP17s Relating to Continuations	23	2,211	1.0%	1.2%	1.0%	1.1%
% of Patients satisfied with the dentistry they have received	44	45	97.8%	91.8%	91.9%	91.7%
% of Patients satisfied with the time they had to wait for an appointment	43	45	95.6%	87.0%	88.0%	88.0%

* This is based on patients treated on this contract for their most recent course of treatment. Figures in italics indicate the base number of FP17s or Patient Questionnaire responses are less than 100. N/A is shown where the base number of responses is less than 10 during the period. % is calculated as Quantity/Base number*100

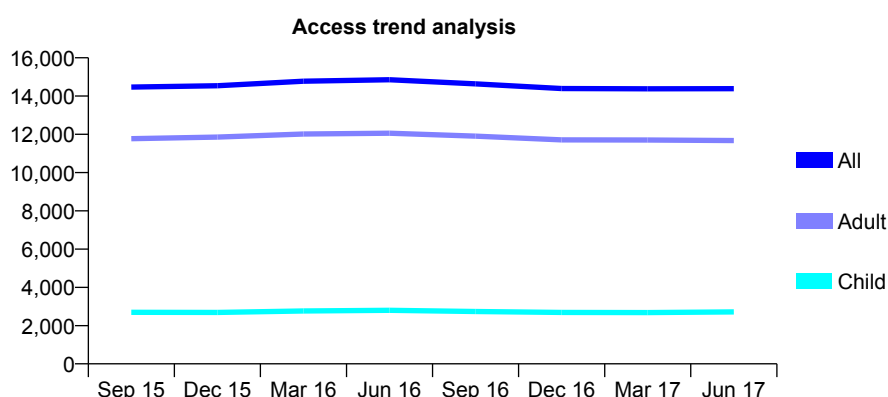
Q66 - Vital Signs At a Glance Contract Report for 101370/0122 - June 2017

Name or company name	Petrie Tucker and Partners Ltd
Contract type name	GDS Contract
Purpose of contract	General
Contract start date	01/04/2009
Contract end date	

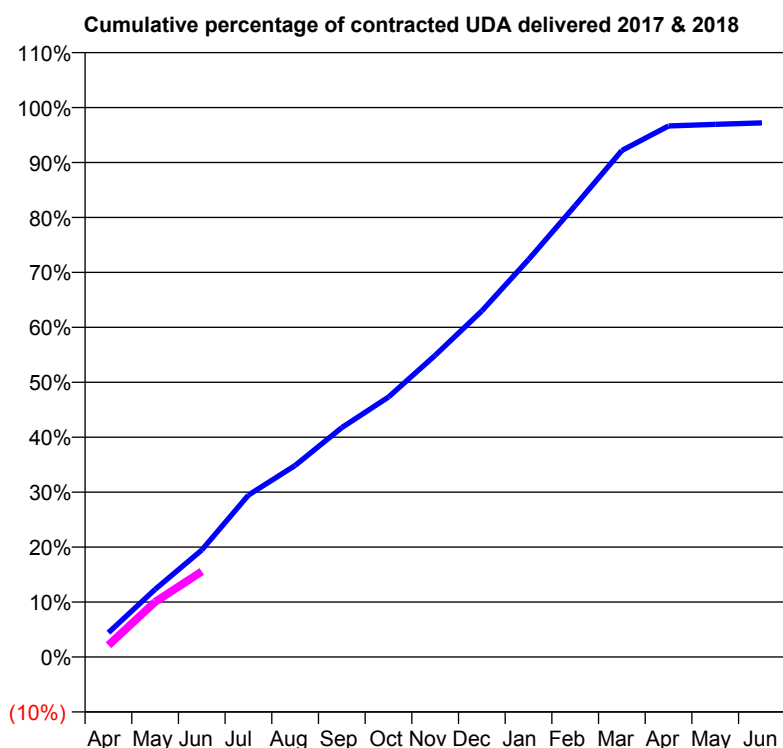
17/18 Contracted general activity (UDA)	48,159
Carry forward general activity (UDA)	0
17/18 Contracted orthodontic activity (UOA)	0
Carry forward orthodontic activity (UOA)	0
Baseline contract value	£1,386,576.78

ACCESS*

Patients seen in 24 months	Total	Change since previous quarter
Quarter ending June 2016	14,856	
Quarter ending September 2016	14,637	↓
Quarter ending December 2016	14,396	↓
Quarter ending March 2017	14,380	→
Quarter ending June 2017	14,389	→
Variance since June 2016	(3.1%)	↓



ACTIVITY



Adjusted Scheduled Activity (UDA)		
Month	2017	2018
April	1,729	1,036
May	4,805	4,837
June	7,602	7,501
July	11,505	
August	13,611	
September	16,303	
October	18,477	
November	21,439	
December	24,594	
January	28,247	
February	32,086	
March	35,997	
April	37,745	
May	37,851	
June	37,955	

QUALITY

	Quantity	Base Number	Contract	AT	Region	England
% of FP17s for the same patient ID Re-attending within 3 months - Children	23	919	2.5%	10.2%	11.6%	12.0%
% of FP17s for the same patient ID Re-attending within 3 months - Adults	331	3,570	9.3%	14.6%	15.9%	16.0%
% of FP17s for the same patient ID Re-attending between 3 & 9 months - Children	493	919	53.6%	59.5%	60.4%	58.0%
% of FP17s for the same patient ID Re-attending between 3 & 9 months - Adults	1,602	3,570	44.9%	51.5%	52.3%	50.9%
% of FP17s for Band 1 Urgent Courses	207	3,619	5.7%	10.3%	9.5%	9.1%
% of FP17s Relating to Free Repair or Replacements	21	3,619	0.6%	0.8%	0.7%	0.8%
% of FP17s Relating to Continuations	52	3,619	1.4%	1.2%	1.0%	1.1%
% of Patients satisfied with the dentistry they have received	42	47	89.4%	91.8%	91.9%	91.7%
% of Patients satisfied with the time they had to wait for an appointment	36	47	76.6%	87.0%	88.0%	88.0%

* This is based on patients treated on this contract for their most recent course of treatment. Figures in italics indicate the base number of FP17s or Patient Questionnaire responses are less than 100. N/A is shown where the base number of responses is less than 10 during the period. % is calculated as Quantity/Base number*100

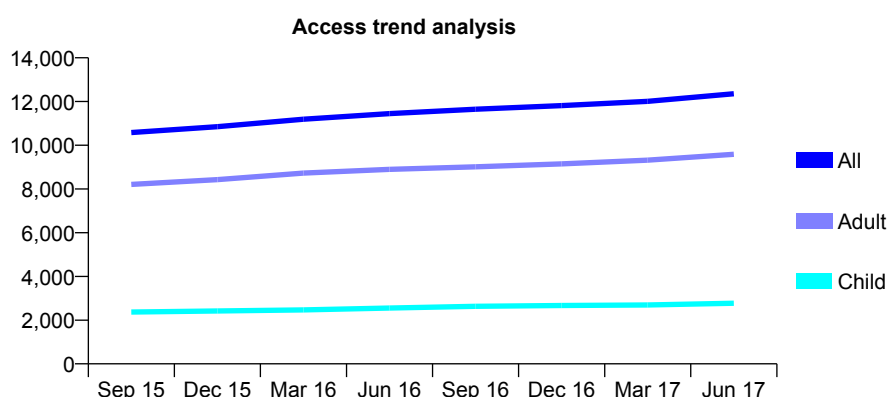
Q66 - Vital Signs At a Glance Contract Report for 101435/0057 - June 2017

Name or company name	IDH Limited
Contract type name	GDS Contract
Purpose of contract	General
Contract start date	01/04/2007
Contract end date	

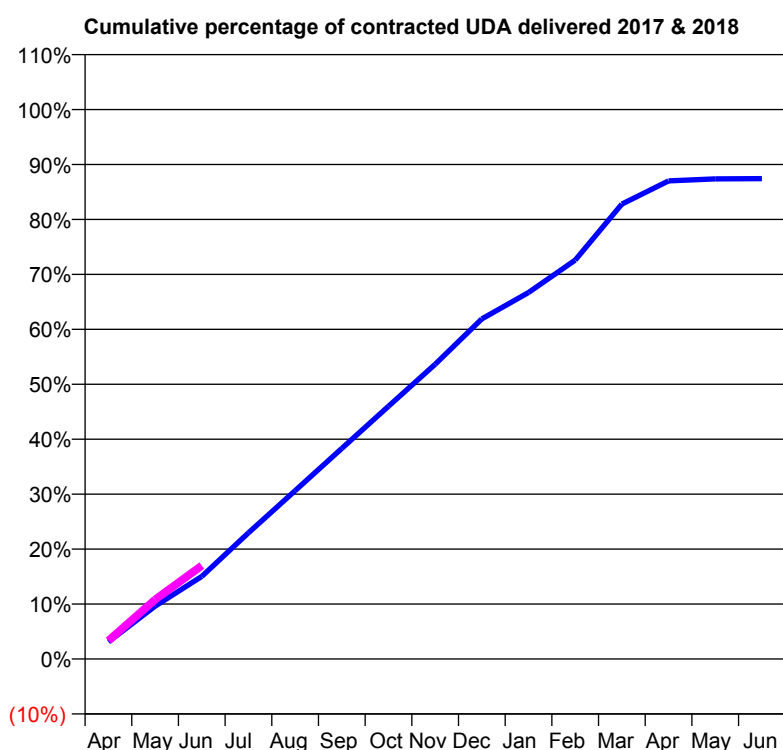
17/18 Contracted general activity (UDA)	35,973
Carry forward general activity (UDA)	0
17/18 Contracted orthodontic activity (UOA)	0
Carry forward orthodontic activity (UOA)	0
Baseline contract value	£812,356.79

ACCESS*

Patients seen in 24 months	Total	Change since previous quarter
Quarter ending June 2016	11,446	
Quarter ending September 2016	11,650	→
Quarter ending December 2016	11,812	→
Quarter ending March 2017	12,011	→
Quarter ending June 2017	12,359	↑
Variance since June 2016	8.0%	↑



ACTIVITY



Adjusted Scheduled Activity (UDA)		
Month	2017	2018
April	1,121	1,199
May	3,460	3,891
June	5,404	6,114
July	8,261	
August	11,017	
September	13,792	
October	16,543	
November	19,297	
December	22,267	
January	23,991	
February	26,116	
March	29,779	
April	31,296	
May	31,429	
June	31,450	

QUALITY

	Quantity	Base Number	Contract	AT	Region	England
% of FP17s for the same patient ID Re-attending within 3 months - Children	47	913	5.1%	10.2%	11.6%	12.0%
% of FP17s for the same patient ID Re-attending within 3 months - Adults	273	2,654	10.3%	14.6%	15.9%	16.0%
% of FP17s for the same patient ID Re-attending between 3 & 9 months - Children	484	913	53.0%	59.5%	60.4%	58.0%
% of FP17s for the same patient ID Re-attending between 3 & 9 months - Adults	1,161	2,654	43.7%	51.5%	52.3%	50.9%
% of FP17s for Band 1 Urgent Courses	212	2,927	7.2%	10.3%	9.5%	9.1%
% of FP17s Relating to Free Repair or Replacements	11	2,927	0.4%	0.8%	0.7%	0.8%
% of FP17s Relating to Continuations	45	2,927	1.5%	1.2%	1.0%	1.1%
% of Patients satisfied with the dentistry they have received	37	43	86.0%	91.8%	91.9%	91.7%
% of Patients satisfied with the time they had to wait for an appointment	32	43	74.4%	87.0%	88.0%	88.0%

* This is based on patients treated on this contract for their most recent course of treatment. Figures in italics indicate the base number of FP17s or Patient Questionnaire responses are less than 100. N/A is shown where the base number of responses is less than 10 during the period. % is calculated as Quantity/Base number*100

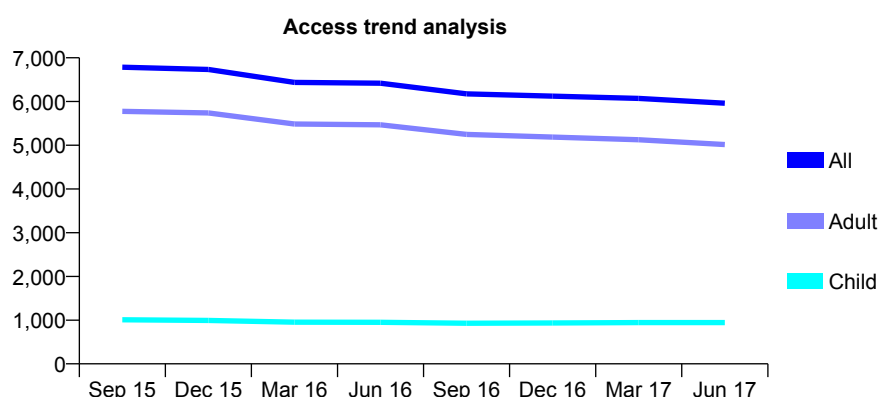
Q66 - Vital Signs At a Glance Contract Report for 101435/0075 - June 2017

Name or company name	IDH Limited
Contract type name	GDS Contract
Purpose of contract	General
Contract start date	10/12/2007
Contract end date	

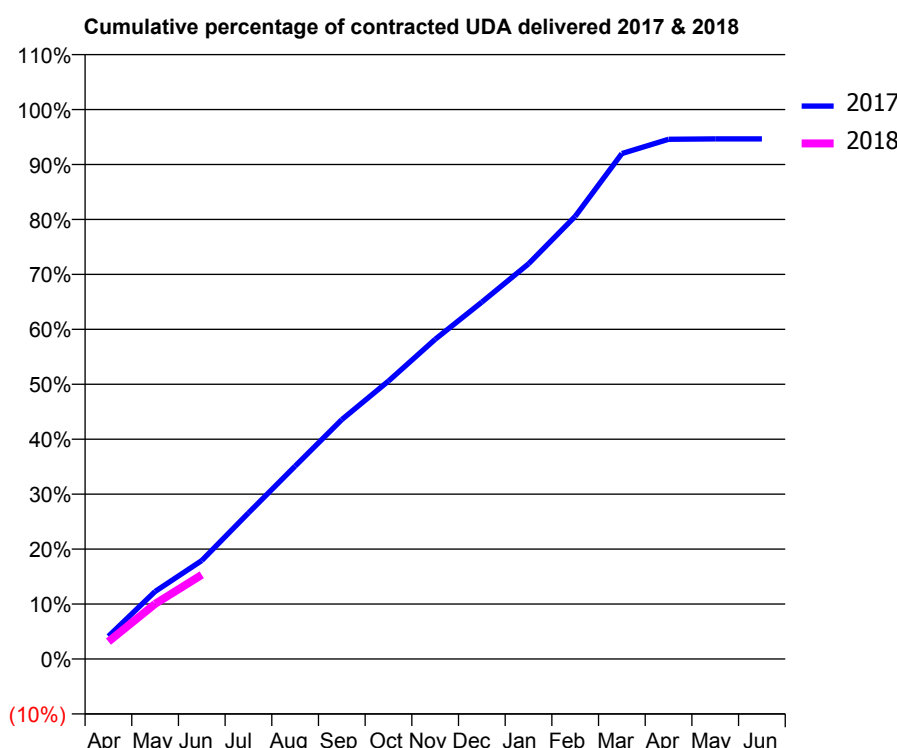
17/18 Contracted general activity (UDA)	19,750
Carry forward general activity (UDA)	0
17/18 Contracted orthodontic activity (UOA)	0
Carry forward orthodontic activity (UOA)	0
Baseline contract value	£489,128.98

ACCESS*

Patients seen in 24 months	Total	Change since previous quarter
Quarter ending June 2016	6,418	
Quarter ending September 2016	6,175	↓
Quarter ending December 2016	6,123	→
Quarter ending March 2017	6,070	→
Quarter ending June 2017	5,962	↓
Variance since June 2016	(7.1%)	↓



ACTIVITY



Month	Adjusted Scheduled Activity (UDA)	
	2017	2018
April	691	624
May	2,057	1,981
June	3,000	3,025
July	4,453	
August	5,881	
September	7,299	
October	8,473	
November	9,744	
December	10,878	
January	12,046	
February	13,492	
March	15,406	
April	15,841	
May	15,855	
June	15,854	

QUALITY

	Quantity	Base Number	Contract	AT	Region	England
% of FP17s for the same patient ID Re-attending within 3 months - Children	5	262	1.9%	10.2%	11.6%	12.0%
% of FP17s for the same patient ID Re-attending within 3 months - Adults	99	1,359	7.3%	14.6%	15.9%	16.0%
% of FP17s for the same patient ID Re-attending between 3 & 9 months - Children	138	262	52.7%	59.5%	60.4%	58.0%
% of FP17s for the same patient ID Re-attending between 3 & 9 months - Adults	684	1,359	50.3%	51.5%	52.3%	50.9%
% of FP17s for Band 1 Urgent Courses	60	1,436	4.2%	10.3%	9.5%	9.1%
% of FP17s Relating to Free Repair or Replacements	3	1,436	0.2%	0.8%	0.7%	0.8%
% of FP17s Relating to Continuations	14	1,436	1.0%	1.2%	1.0%	1.1%
% of Patients satisfied with the dentistry they have received	13	15	86.7%	91.8%	91.9%	91.7%
% of Patients satisfied with the time they had to wait for an appointment	13	15	86.7%	87.0%	88.0%	88.0%

* This is based on patients treated on this contract for their most recent course of treatment. Figures in italics indicate the base number of FP17s or Patient Questionnaire responses are less than 100. N/A is shown where the base number of responses is less than 10 during the period. % is calculated as Quantity/Base number*100

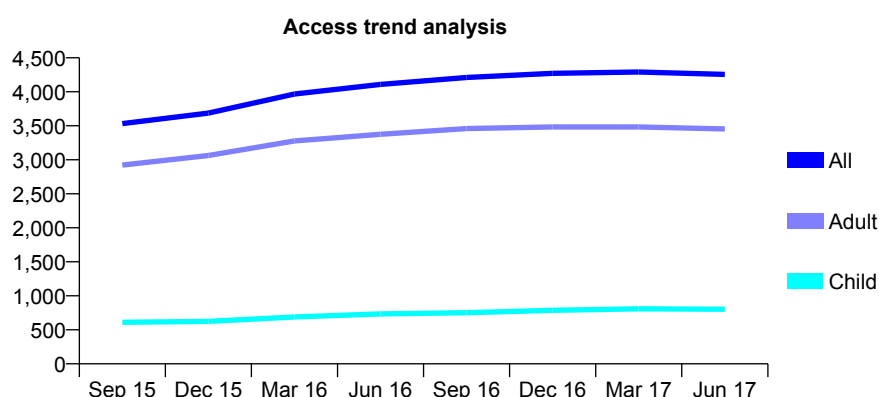
Q66 - Vital Signs At a Glance Contract Report for 102601/0001 - June 2017

Name or company name	Smile Care Plymouth Ltd
Contract type name	PDS Contract
Purpose of contract	General
Contract start date	01/09/2012
Contract end date	31/08/2022

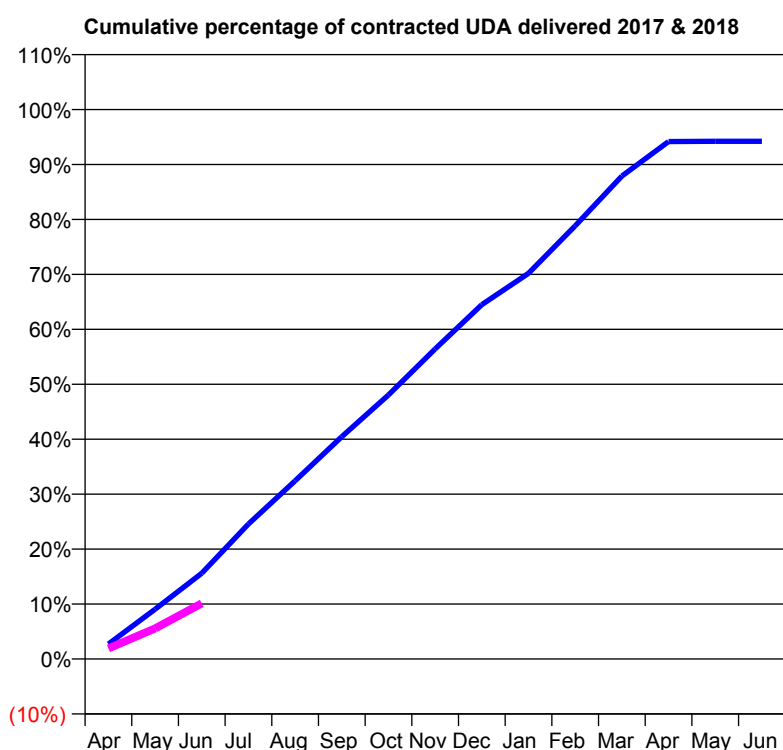
17/18 Contracted general activity (UDA)	18,000
Carry forward general activity (UDA)	0
17/18 Contracted orthodontic activity (UOA)	0
Carry forward orthodontic activity (UOA)	0
Baseline contract value	£424,131.20

ACCESS*

Patients seen in 24 months	Total	Change since previous quarter
Quarter ending June 2016	4,109	
Quarter ending September 2016	4,211	↑
Quarter ending December 2016	4,271	→
Quarter ending March 2017	4,292	→
Quarter ending June 2017	4,256	→
Variance since June 2016	3.6%	↑



ACTIVITY



Adjusted Scheduled Activity (UDA)		
Month	2017	2018
April	383	346
May	1,269	1,001
June	2,186	1,823
July	3,440	
August	4,542	
September	5,666	
October	6,729	
November	7,901	
December	9,030	
January	9,826	
February	11,035	
March	12,305	
April	13,184	
May	13,191	
June	13,189	

QUALITY

	Quantity	Base Number	Contract	AT	Region	England
% of FP17s for the same patient ID Re-attending within 3 months - Children	18	226	8.0%	10.2%	11.6%	12.0%
% of FP17s for the same patient ID Re-attending within 3 months - Adults	95	870	10.9%	14.6%	15.9%	16.0%
% of FP17s for the same patient ID Re-attending between 3 & 9 months - Children	116	226	51.3%	59.5%	60.4%	58.0%
% of FP17s for the same patient ID Re-attending between 3 & 9 months - Adults	414	870	47.6%	51.5%	52.3%	50.9%
% of FP17s for Band 1 Urgent Courses	150	866	17.3%	10.3%	9.5%	9.1%
% of FP17s Relating to Free Repair or Replacements	6	866	0.7%	0.8%	0.7%	0.8%
% of FP17s Relating to Continuations	1	866	0.1%	1.2%	1.0%	1.1%
% of Patients satisfied with the dentistry they have received	8	8	N/A	91.8%	91.9%	91.7%
% of Patients satisfied with the time they had to wait for an appointment	8	8	N/A	87.0%	88.0%	88.0%

* This is based on patients treated on this contract for their most recent course of treatment. Figures in italics indicate the base number of FP17s or Patient Questionnaire responses are less than 100. N/A is shown where the base number of responses is less than 10 during the period. % is calculated as Quantity/Base number*100

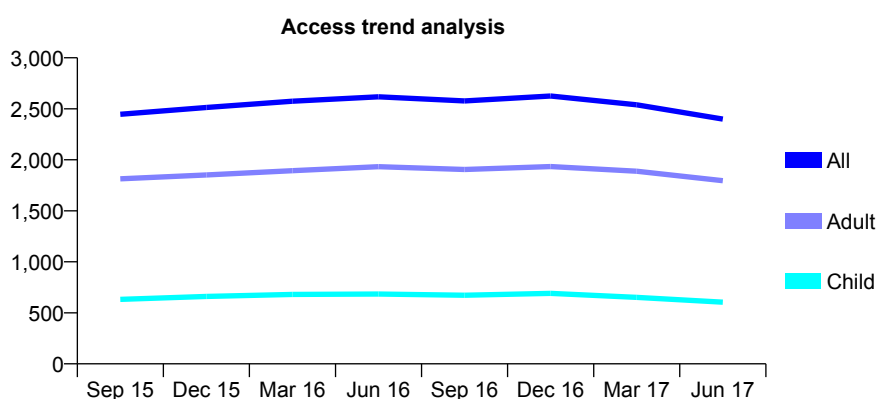
Q66 - Vital Signs At a Glance Contract Report for 102601/0002 - June 2017

Name or company name	Smile Care Plymouth Ltd
Contract type name	PDS Contract
Purpose of contract	General
Contract start date	01/09/2012
Contract end date	31/08/2022

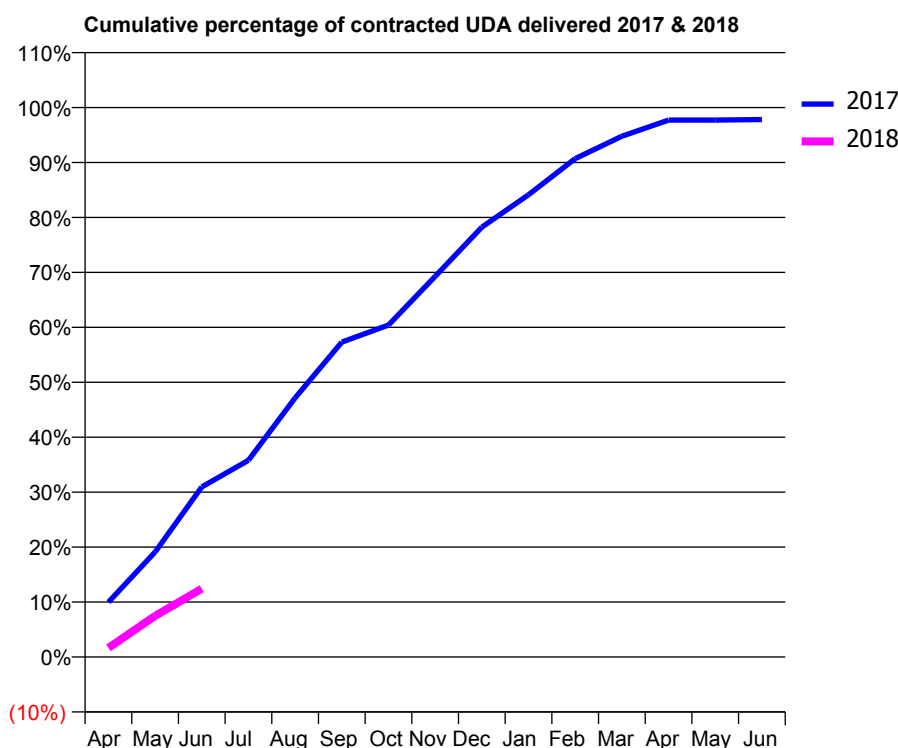
17/18 Contracted general activity (UDA)	7,000
Carry forward general activity (UDA)	0
17/18 Contracted orthodontic activity (UOA)	0
Carry forward orthodontic activity (UOA)	0
Baseline contract value	£162,065.60

ACCESS*

Patients seen in 24 months	Total	Change since previous quarter
Quarter ending June 2016	2,617	
Quarter ending September 2016	2,577	↓
Quarter ending December 2016	2,625	→
Quarter ending March 2017	2,539	↓
Quarter ending June 2017	2,399	↓
Variance since June 2016	(8.3%)	↓



ACTIVITY



Adjusted Scheduled Activity (UDA)		
Month	2017	2018
April	698	116
May	1,337	523
June	2,167	871
July	2,507	
August	3,302	
September	4,011	
October	4,229	
November	4,848	
December	5,476	
January	5,889	
February	6,348	
March	6,633	
April	6,840	
May	6,840	
June	6,846	

QUALITY

	Quantity	Base Number	Contract	AT	Region	England
% of FP17s for the same patient ID Re-attending within 3 months - Children	4	118	3.4%	10.2%	11.6%	12.0%
% of FP17s for the same patient ID Re-attending within 3 months - Adults	52	416	12.5%	14.6%	15.9%	16.0%
% of FP17s for the same patient ID Re-attending between 3 & 9 months - Children	39	118	33.1%	59.5%	60.4%	58.0%
% of FP17s for the same patient ID Re-attending between 3 & 9 months - Adults	136	416	32.7%	51.5%	52.3%	50.9%
% of FP17s for Band 1 Urgent Courses	105	451	23.3%	10.3%	9.5%	9.1%
% of FP17s Relating to Free Repair or Replacements	1	451	0.2%	0.8%	0.7%	0.8%
% of FP17s Relating to Continuations	0	451	0.0%	1.2%	1.0%	1.1%
% of Patients satisfied with the dentistry they have received	2	2	N/A	91.8%	91.9%	91.7%
% of Patients satisfied with the time they had to wait for an appointment	1	2	N/A	87.0%	88.0%	88.0%

* This is based on patients treated on this contract for their most recent course of treatment. Figures in italics indicate the base number of FP17s or Patient Questionnaire responses are less than 100. N/A is shown where the base number of responses is less than 10 during the period. % is calculated as Quantity/Base number*100

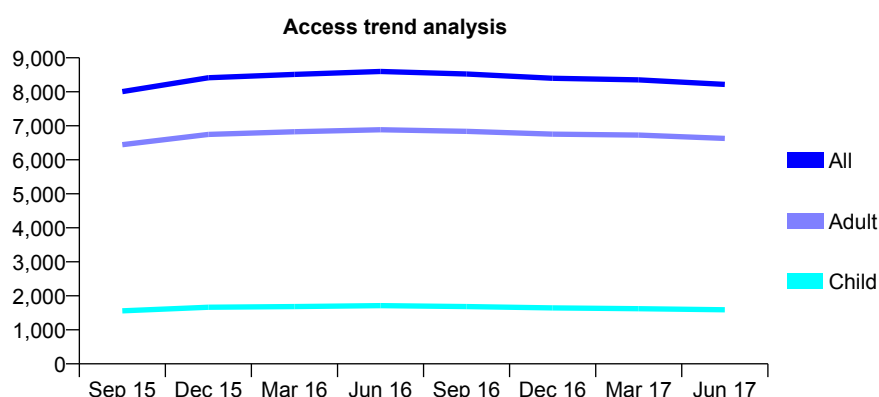
Q66 - Vital Signs At a Glance Contract Report for 102849/0001 - June 2017

Name or company name	Kings Avenue Partnership
Contract type name	GDS Contract
Purpose of contract	General
Contract start date	06/12/2013
Contract end date	

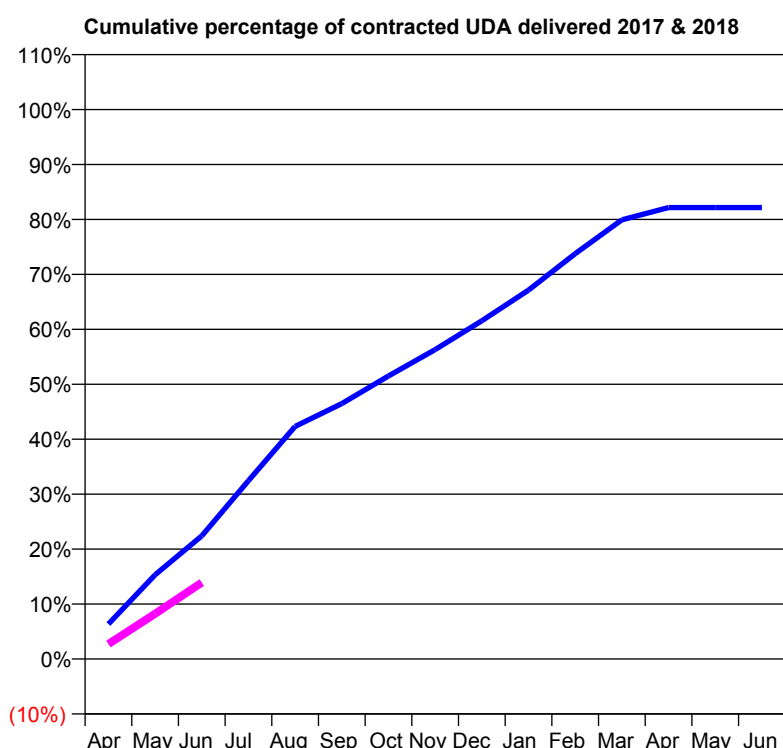
17/18 Contracted general activity (UDA)	26,339
Carry forward general activity (UDA)	0
17/18 Contracted orthodontic activity (UOA)	0
Carry forward orthodontic activity (UOA)	0
Baseline contract value	£643,095.76

ACCESS*

Patients seen in 24 months	Total	Change since previous quarter
Quarter ending June 2016	8,597	
Quarter ending September 2016	8,522	→
Quarter ending December 2016	8,397	↓
Quarter ending March 2017	8,350	→
Quarter ending June 2017	8,217	↓
Variance since June 2016	(4.4%)	↓



ACTIVITY



Adjusted Scheduled Activity (UDA)		
Month	2017	2018
April	1,680	721
May	4,039	2,170
June	5,903	3,663
July	8,551	
August	11,149	
September	12,242	
October	13,566	
November	14,829	
December	16,210	
January	17,680	
February	19,429	
March	21,049	
April	21,639	
May	21,638	
June	21,638	

QUALITY

	Quantity	Base Number	Contract	AT	Region	England
% of FP17s for the same patient ID Re-attending within 3 months - Children	24	466	5.2%	10.2%	11.6%	12.0%
% of FP17s for the same patient ID Re-attending within 3 months - Adults	263	1,927	13.6%	14.6%	15.9%	16.0%
% of FP17s for the same patient ID Re-attending between 3 & 9 months - Children	220	466	47.2%	59.5%	60.4%	58.0%
% of FP17s for the same patient ID Re-attending between 3 & 9 months - Adults	884	1,927	45.9%	51.5%	52.3%	50.9%
% of FP17s for Band 1 Urgent Courses	200	2,035	9.8%	10.3%	9.5%	9.1%
% of FP17s Relating to Free Repair or Replacements	43	2,035	2.1%	0.8%	0.7%	0.8%
% of FP17s Relating to Continuations	28	2,035	1.4%	1.2%	1.0%	1.1%
% of Patients satisfied with the dentistry they have received	17	21	81.0%	91.8%	91.9%	91.7%
% of Patients satisfied with the time they had to wait for an appointment	15	21	71.4%	87.0%	88.0%	88.0%

* This is based on patients treated on this contract for their most recent course of treatment. Figures in italics indicate the base number of FP17s or Patient Questionnaire responses are less than 100. N/A is shown where the base number of responses is less than 10 during the period. % is calculated as Quantity/Base number*100

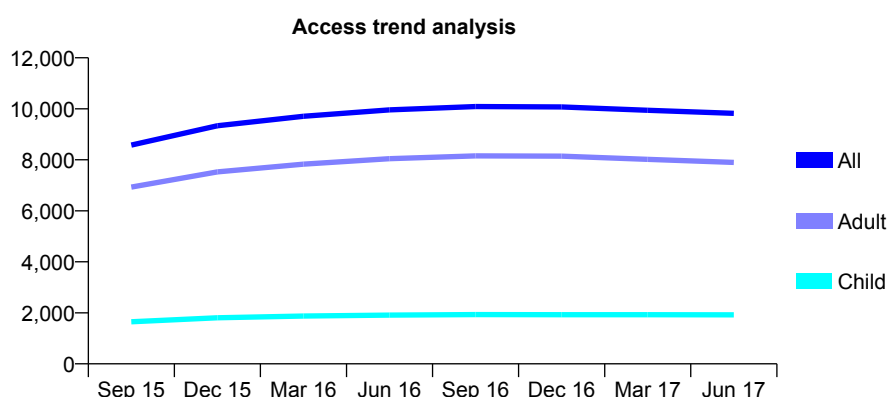
Q66 - Vital Signs At a Glance Contract Report for 106828/0001 - June 2017

Name or company name	Fairfield House
Contract type name	GDS Contract
Purpose of contract	General and Orthodontic
Contract start date	01/10/2014
Contract end date	

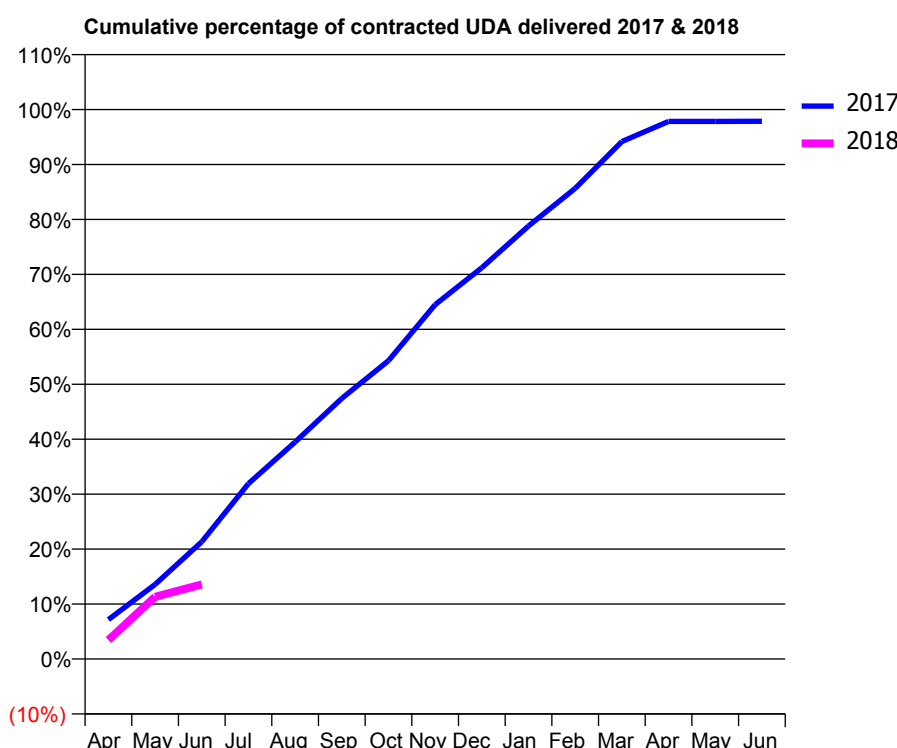
17/18 Contracted general activity (UDA)	29,644
Carry forward general activity (UDA)	0
17/18 Contracted orthodontic activity (UOA)	27
Carry forward orthodontic activity (UOA)	0
Baseline contract value	£748,532.82

ACCESS*

Patients seen in 24 months	Total	Change since previous quarter
Quarter ending June 2016	9,957	
Quarter ending September 2016	10,090	→
Quarter ending December 2016	10,071	→
Quarter ending March 2017	9,943	↓
Quarter ending June 2017	9,820	↓
Variance since June 2016	(1.4%)	↓



ACTIVITY



Adjusted Scheduled Activity (UDA)		
Month	2017	2018
April	2,126	1,026
May	4,025	3,358
June	6,328	4,026
July	9,467	
August	11,704	
September	14,061	
October	16,098	
November	19,116	
December	21,108	
January	23,362	
February	25,393	
March	27,917	
April	29,003	
May	29,003	
June	29,009	

QUALITY

	Quantity	Base Number	Contract	AT	Region	England
% of FP17s for the same patient ID Re-attending within 3 months - Children	57	566	10.1%	10.2%	11.6%	12.0%
% of FP17s for the same patient ID Re-attending within 3 months - Adults	446	2,229	20.0%	14.6%	15.9%	16.0%
% of FP17s for the same patient ID Re-attending between 3 & 9 months - Children	359	566	63.4%	59.5%	60.4%	58.0%
% of FP17s for the same patient ID Re-attending between 3 & 9 months - Adults	1,206	2,229	54.1%	51.5%	52.3%	50.9%
% of FP17s for Band 1 Urgent Courses	195	2,047	9.5%	10.3%	9.5%	9.1%
% of FP17s Relating to Free Repair or Replacements	47	2,047	2.3%	0.8%	0.7%	0.8%
% of FP17s Relating to Continuations	19	2,047	0.9%	1.2%	1.0%	1.1%
% of Patients satisfied with the dentistry they have received	33	34	97.1%	91.8%	91.9%	91.7%
% of Patients satisfied with the time they had to wait for an appointment	31	34	91.2%	87.0%	88.0%	88.0%

* This is based on patients treated on this contract for their most recent course of treatment. Figures in italics indicate the base number of FP17s or Patient Questionnaire responses are less than 100. N/A is shown where the base number of responses is less than 10 during the period. % is calculated as Quantity/Base number*100

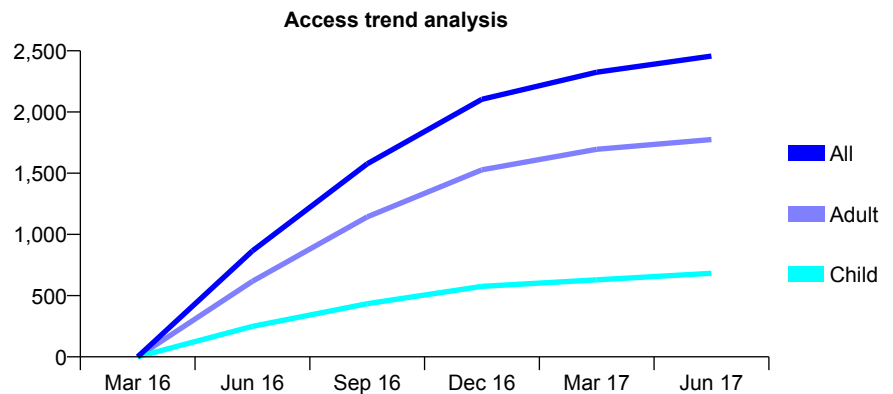
Q66 - Vital Signs At a Glance Contract Report for 107956/0002 - June 2017

Name or company name	Smile Care (Cornwall) Ltd
Contract type name	PDS Contract
Purpose of contract	General
Contract start date	15/01/2016
Contract end date	14/01/2021

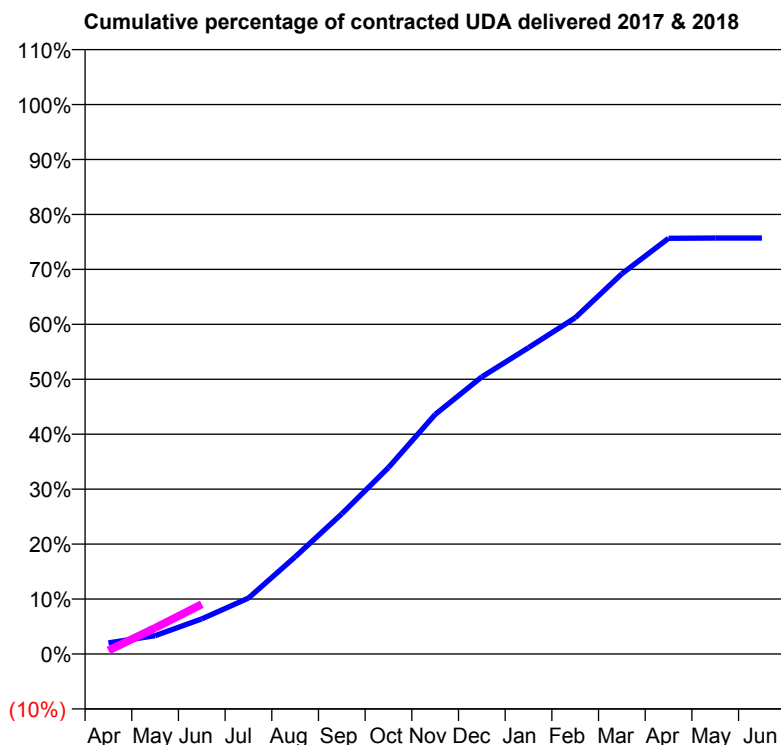
17/18 Contracted general activity (UDA)	14,000
Carry forward general activity (UDA)	0
17/18 Contracted orthodontic activity (UOA)	0
Carry forward orthodontic activity (UOA)	0
Baseline contract value	£342,885.92

ACCESS*

Patients seen in 24 months	Total	Change since previous quarter
Quarter ending June 2016	866	
Quarter ending September 2016	1,577	↑
Quarter ending December 2016	2,104	↑
Quarter ending March 2017	2,325	↑
Quarter ending June 2017	2,457	↑
Variance since June 2016	183.7%	↑



ACTIVITY



Adjusted Scheduled Activity (UDA)		
Month	2017	2018
April	253	92
May	419	664
June	800	1,270
July	1,271	
August	2,211	
September	3,189	
October	4,243	
November	5,448	
December	6,306	
January	6,970	
February	7,649	
March	8,649	
April	9,457	
May	9,461	
June	9,461	

QUALITY

	Quantity	Base Number	Contract	AT	Region	England
% of FP17s for the same patient ID Re-attending within 3 months - Children	18	229	7.9%	10.2%	11.6%	12.0%
% of FP17s for the same patient ID Re-attending within 3 months - Adults	103	509	20.2%	14.6%	15.9%	16.0%
% of FP17s for the same patient ID Re-attending between 3 & 9 months - Children	128	229	55.9%	59.5%	60.4%	58.0%
% of FP17s for the same patient ID Re-attending between 3 & 9 months - Adults	277	509	54.4%	51.5%	52.3%	50.9%
% of FP17s for Band 1 Urgent Courses	58	570	10.2%	10.3%	9.5%	9.1%
% of FP17s Relating to Free Repair or Replacements	11	570	1.9%	0.8%	0.7%	0.8%
% of FP17s Relating to Continuations	9	570	1.6%	1.2%	1.0%	1.1%
% of Patients satisfied with the dentistry they have received	10	10	100.0%	91.8%	91.9%	91.7%
% of Patients satisfied with the time they had to wait for an appointment	10	10	100.0%	87.0%	88.0%	88.0%

* This is based on patients treated on this contract for their most recent course of treatment. Figures in italics indicate the base number of FP17s or Patient Questionnaire responses are less than 100. N/A is shown where the base number of responses is less than 10 during the period. % is calculated as Quantity/Base number*100

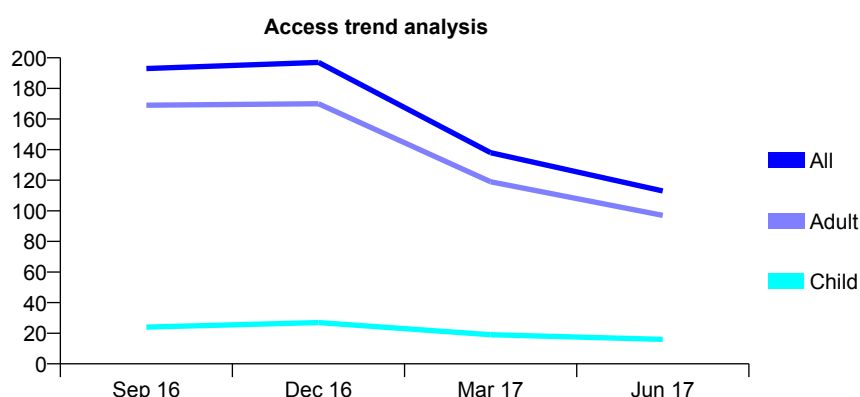
Q66 - Vital Signs At a Glance Contract Report for 107956/0003 - June 2017

Name or company name	Smile Care (Cornwall) Ltd
Contract type name	PDS Contract
Purpose of contract	General
Contract start date	08/02/2016
Contract end date	31/03/2021

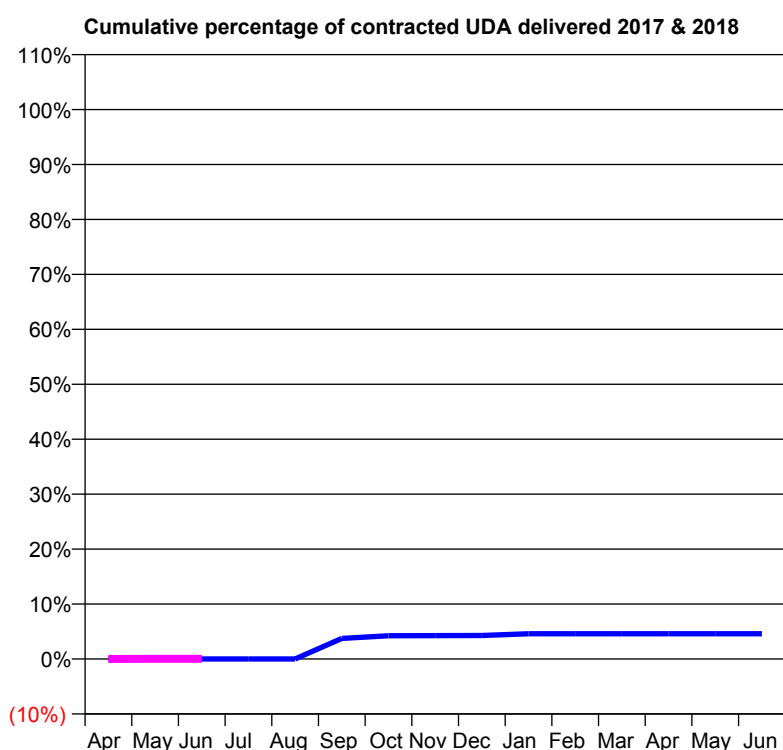
17/18 Contracted general activity (UDA)	7,000
Carry forward general activity (UDA)	0
17/18 Contracted orthodontic activity (UOA)	0
Carry forward orthodontic activity (UOA)	0
Baseline contract value	£164,299.50

ACCESS*

Patients seen in 24 months	Total	Change since previous quarter
Quarter ending June 2016	0	
Quarter ending September 2016	193	↑
Quarter ending December 2016	197	↑
Quarter ending March 2017	138	↓
Quarter ending June 2017	113	↓
Variance since June 2016	N/A	



ACTIVITY



Adjusted Scheduled Activity (UDA)		
Month	2017	2018
April	0	0
May	0	3
June	0	3
July	0	
August	0	
September	198	
October	224	
November	225	
December	226	
January	243	
February	243	
March	243	
April	243	
May	243	
June	243	

QUALITY

	Quantity	Base Number	Contract	AT	Region	England
% of FP17s for the same patient ID Re-attending within 3 months - Children	0	0	N/A	10.2%	11.6%	12.0%
% of FP17s for the same patient ID Re-attending within 3 months - Adults	0	1	0.0%	14.6%	15.9%	16.0%
% of FP17s for the same patient ID Re-attending between 3 & 9 months - Children	0	0	N/A	59.5%	60.4%	58.0%
% of FP17s for the same patient ID Re-attending between 3 & 9 months - Adults	0	1	0.0%	51.5%	52.3%	50.9%
% of FP17s for Band 1 Urgent Courses	0	1	0.0%	10.3%	9.5%	9.1%
% of FP17s Relating to Free Repair or Replacements	0	1	0.0%	0.8%	0.7%	0.8%
% of FP17s Relating to Continuations	0	1	0.0%	1.2%	1.0%	1.1%
% of Patients satisfied with the dentistry they have received	0	0	N/A	91.8%	91.9%	91.7%
% of Patients satisfied with the time they had to wait for an appointment	0	0	N/A	87.0%	88.0%	88.0%

* This is based on patients treated on this contract for their most recent course of treatment. Figures in italics indicate the base number of FP17s or Patient Questionnaire responses are less than 100. N/A is shown where the base number of responses is less than 10 during the period. % is calculated as Quantity/Base number*100

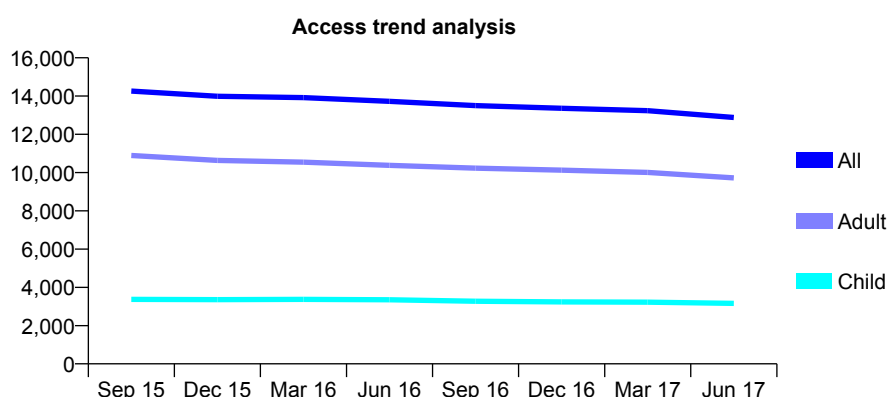
Q66 - Vital Signs At a Glance Contract Report for 107980/0001 - June 2017

Name or company name	BM Pearson Ltd
Contract type name	GDS Contract
Purpose of contract	General and Orthodontic
Contract start date	01/10/2006
Contract end date	

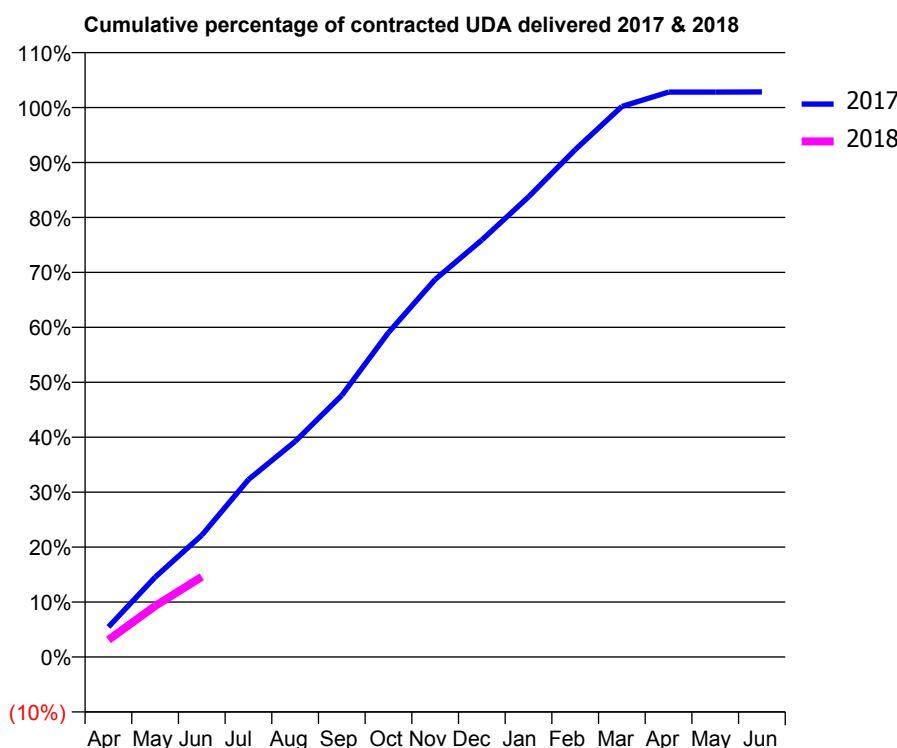
17/18 Contracted general activity (UDA)	36,550
Carry forward general activity (UDA)	0
17/18 Contracted orthodontic activity (UOA)	210
Carry forward orthodontic activity (UOA)	0
Baseline contract value	£1,199,594.99

ACCESS*

Patients seen in 24 months	Total	Change since previous quarter
Quarter ending June 2016	13,721	
Quarter ending September 2016	13,502	↓
Quarter ending December 2016	13,362	↓
Quarter ending March 2017	13,235	→
Quarter ending June 2017	12,881	↓
Variance since June 2016	(6.1%)	↓



ACTIVITY



Adjusted Scheduled Activity (UDA)		
Month	2017	2018
April	1,999	1,140
May	5,306	3,393
June	8,100	5,336
July	11,802	
August	14,337	
September	17,406	
October	21,580	
November	25,115	
December	27,737	
January	30,607	
February	33,747	
March	36,619	
April	37,577	
May	37,572	
June	37,583	

QUALITY

	Quantity	Base Number	Contract	AT	Region	England
% of FP17s for the same patient ID Re-attending within 3 months - Children	65	807	8.1%	10.2%	11.6%	12.0%
% of FP17s for the same patient ID Re-attending within 3 months - Adults	294	2,036	14.4%	14.6%	15.9%	16.0%
% of FP17s for the same patient ID Re-attending between 3 & 9 months - Children	402	807	49.8%	59.5%	60.4%	58.0%
% of FP17s for the same patient ID Re-attending between 3 & 9 months - Adults	890	2,036	43.7%	51.5%	52.3%	50.9%
% of FP17s for Band 1 Urgent Courses	344	2,423	14.2%	10.3%	9.5%	9.1%
% of FP17s Relating to Free Repair or Replacements	20	2,423	0.8%	0.8%	0.7%	0.8%
% of FP17s Relating to Continuations	15	2,423	0.6%	1.2%	1.0%	1.1%
% of Patients satisfied with the dentistry they have received	25	26	96.2%	91.8%	91.9%	91.7%
% of Patients satisfied with the time they had to wait for an appointment	21	26	80.8%	87.0%	88.0%	88.0%

* This is based on patients treated on this contract for their most recent course of treatment. Figures in italics indicate the base number of FP17s or Patient Questionnaire responses are less than 100. N/A is shown where the base number of responses is less than 10 during the period. % is calculated as Quantity/Base number*100

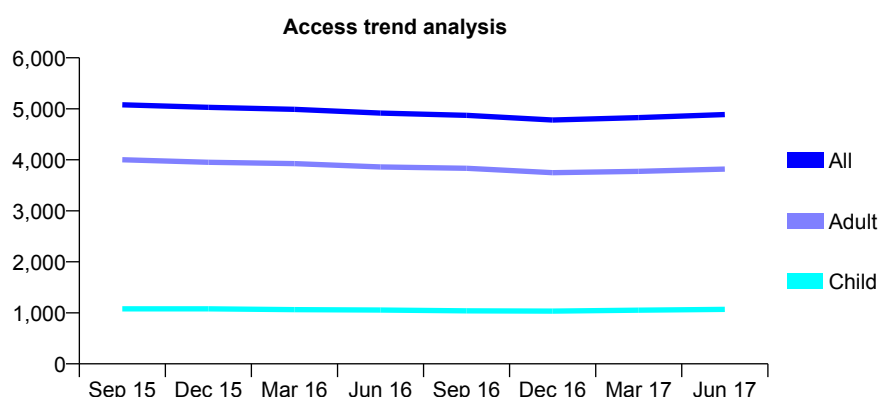
Q66 - Vital Signs At a Glance Contract Report for 108111/0001 - June 2017

Name or company name	Chulmleigh Dental Practice LTD
Contract type name	GDS Contract
Purpose of contract	General
Contract start date	01/11/2007
Contract end date	

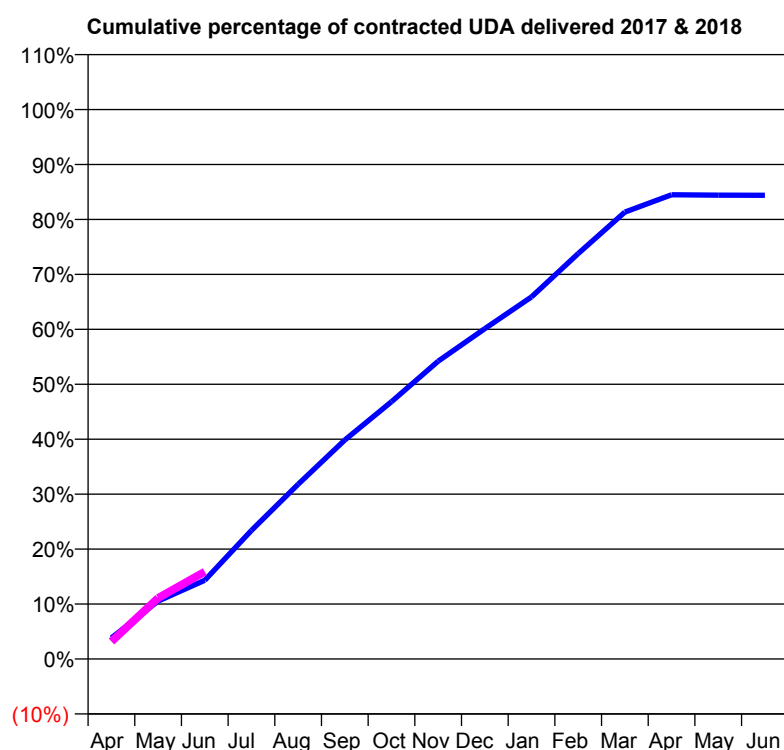
17/18 Contracted general activity (UDA)	12,315
Carry forward general activity (UDA)	0
17/18 Contracted orthodontic activity (UOA)	0
Carry forward orthodontic activity (UOA)	0
Baseline contract value	£331,274.90

ACCESS*

Patients seen in 24 months	Total	Change since previous quarter
Quarter ending June 2016	4,916	
Quarter ending September 2016	4,872	→
Quarter ending December 2016	4,781	↓
Quarter ending March 2017	4,827	→
Quarter ending June 2017	4,887	→
Variance since June 2016	(0.6%)	→



ACTIVITY



Adjusted Scheduled Activity (UDA)		
Month	2017	2018
April	473	392
May	1,297	1,367
June	1,764	1,956
July	2,883	
August	3,917	
September	4,908	
October	5,766	
November	6,674	
December	7,403	
January	8,114	
February	9,085	
March	10,015	
April	10,403	
May	10,394	
June	10,393	

QUALITY

	Quantity	Base Number	Contract	AT	Region	England
% of FP17s for the same patient ID Re-attending within 3 months - Children	16	331	4.8%	10.2%	11.6%	12.0%
% of FP17s for the same patient ID Re-attending within 3 months - Adults	119	1,161	10.2%	14.6%	15.9%	16.0%
% of FP17s for the same patient ID Re-attending between 3 & 9 months - Children	187	331	56.5%	59.5%	60.4%	58.0%
% of FP17s for the same patient ID Re-attending between 3 & 9 months - Adults	604	1,161	52.0%	51.5%	52.3%	50.9%
% of FP17s for Band 1 Urgent Courses	63	1,014	6.2%	10.3%	9.5%	9.1%
% of FP17s Relating to Free Repair or Replacements	19	1,014	1.9%	0.8%	0.7%	0.8%
% of FP17s Relating to Continuations	3	1,014	0.3%	1.2%	1.0%	1.1%
% of Patients satisfied with the dentistry they have received	18	19	94.7%	91.8%	91.9%	91.7%
% of Patients satisfied with the time they had to wait for an appointment	18	19	94.7%	87.0%	88.0%	88.0%

* This is based on patients treated on this contract for their most recent course of treatment. Figures in italics indicate the base number of FP17s or Patient Questionnaire responses are less than 100. N/A is shown where the base number of responses is less than 10 during the period. % is calculated as Quantity/Base number*100

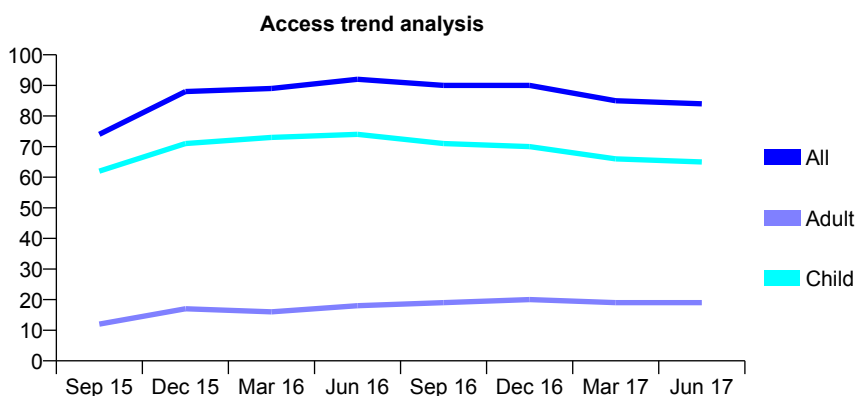
Q66 - Vital Signs At a Glance Contract Report for 109053/0001 - June 2017

Name or company name	Modbury Dental Practice Ltd
Contract type name	GDS Contract
Purpose of contract	General
Contract start date	01/07/2014
Contract end date	

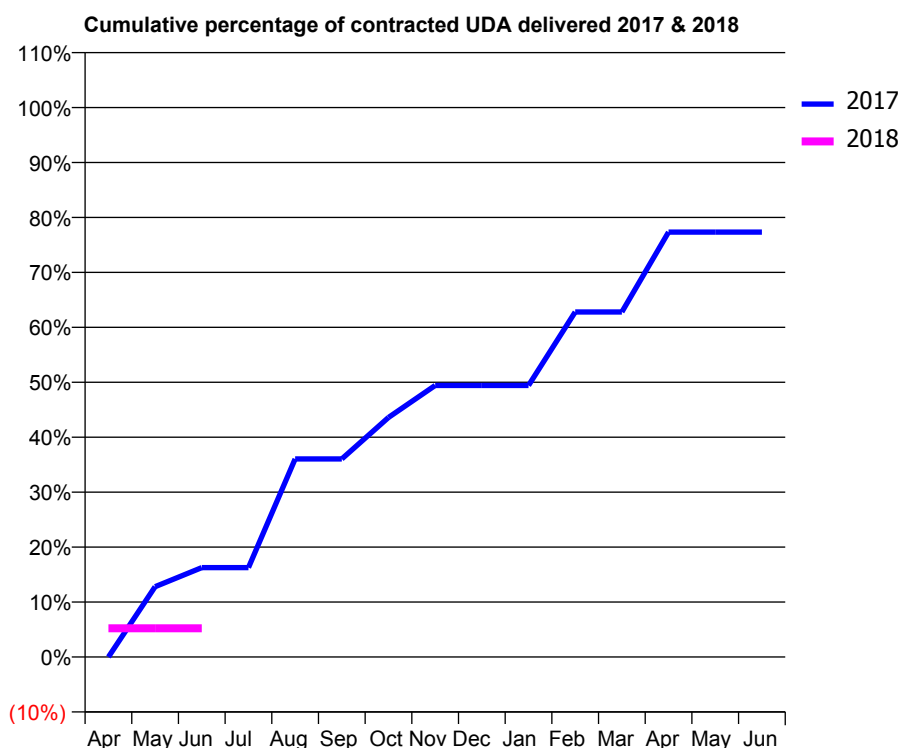
17/18 Contracted general activity (UDA)	172
Carry forward general activity (UDA)	0
17/18 Contracted orthodontic activity (UOA)	0
Carry forward orthodontic activity (UOA)	0
Baseline contract value	£4,735.66

ACCESS*

Patients seen in 24 months	Total	Change since previous quarter
Quarter ending June 2016	92	
Quarter ending September 2016	90	↓
Quarter ending December 2016	90	→
Quarter ending March 2017	85	↓
Quarter ending June 2017	84	↓
Variance since June 2016	(8.7%)	↓



ACTIVITY



Adjusted Scheduled Activity (UDA)		
Month	2017	2018
April	0	9
May	22	9
June	28	9
July	28	
August	62	
September	62	
October	75	
November	85	
December	85	
January	85	
February	108	
March	108	
April	133	
May	133	
June	133	

QUALITY

	Quantity	Base Number	Contract	AT	Region	England
% of FP17s for the same patient ID Re-attending within 3 months - Children	2	25	8.0%	10.2%	11.6%	12.0%
% of FP17s for the same patient ID Re-attending within 3 months - Adults	0	3	0.0%	14.6%	15.9%	16.0%
% of FP17s for the same patient ID Re-attending between 3 & 9 months - Children	14	25	56.0%	59.5%	60.4%	58.0%
% of FP17s for the same patient ID Re-attending between 3 & 9 months - Adults	0	3	0.0%	51.5%	52.3%	50.9%
% of FP17s for Band 1 Urgent Courses	0	9	0.0%	10.3%	9.5%	9.1%
% of FP17s Relating to Free Repair or Replacements	0	9	0.0%	0.8%	0.7%	0.8%
% of FP17s Relating to Continuations	0	9	0.0%	1.2%	1.0%	1.1%
% of Patients satisfied with the dentistry they have received	0	0	N/A	91.8%	91.9%	91.7%
% of Patients satisfied with the time they had to wait for an appointment	0	0	N/A	87.0%	88.0%	88.0%

* This is based on patients treated on this contract for their most recent course of treatment. Figures in italics indicate the base number of FP17s or Patient Questionnaire responses are less than 100. N/A is shown where the base number of responses is less than 10 during the period. % is calculated as Quantity/Base number*100

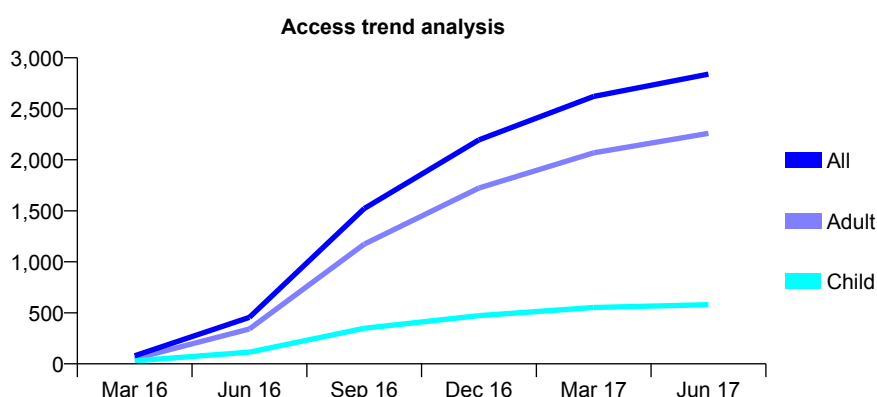
Q66 - Vital Signs At a Glance Contract Report for 110426/0001 - June 2017

Name or company name	Mount Wise Dental Practice
Contract type name	GDS Contract
Purpose of contract	General
Contract start date	01/01/2016
Contract end date	

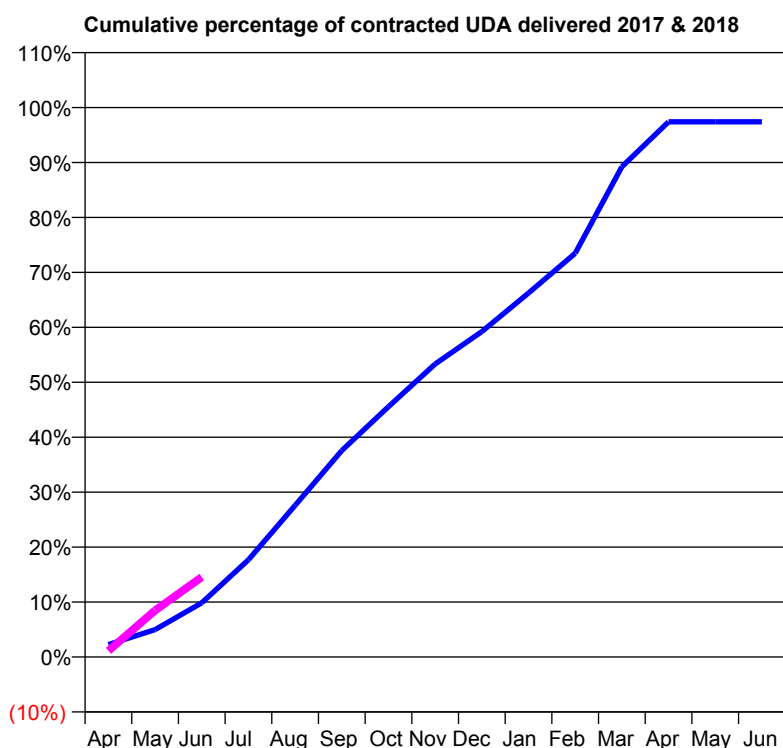
17/18 Contracted general activity (UDA)	6,056
Carry forward general activity (UDA)	0
17/18 Contracted orthodontic activity (UOA)	0
Carry forward orthodontic activity (UOA)	0
Baseline contract value	£161,815.79

ACCESS*

Patients seen in 24 months	Total	Change since previous quarter
Quarter ending June 2016	456	
Quarter ending September 2016	1,522	↑
Quarter ending December 2016	2,196	↑
Quarter ending March 2017	2,621	↑
Quarter ending June 2017	2,840	↑
Variance since June 2016	522.8%	↑



ACTIVITY



Adjusted Scheduled Activity (UDA)		
Month	2017	2018
April	133	68
May	293	514
June	580	880
July	1,039	
August	1,622	
September	2,207	
October	2,677	
November	3,133	
December	3,479	
January	3,890	
February	4,315	
March	5,240	
April	5,720	
May	5,721	
June	5,721	

QUALITY

	Quantity	Base Number	Contract	AT	Region	England
% of FP17s for the same patient ID Re-attending within 3 months - Children	26	191	13.6%	10.2%	11.6%	12.0%
% of FP17s for the same patient ID Re-attending within 3 months - Adults	89	753	11.8%	14.6%	15.9%	16.0%
% of FP17s for the same patient ID Re-attending between 3 & 9 months - Children	81	191	42.4%	59.5%	60.4%	58.0%
% of FP17s for the same patient ID Re-attending between 3 & 9 months - Adults	336	753	44.6%	51.5%	52.3%	50.9%
% of FP17s for Band 1 Urgent Courses	7	413	1.7%	10.3%	9.5%	9.1%
% of FP17s Relating to Free Repair or Replacements	2	413	0.5%	0.8%	0.7%	0.8%
% of FP17s Relating to Continuations	6	413	1.5%	1.2%	1.0%	1.1%
% of Patients satisfied with the dentistry they have received	6	7	N/A	91.8%	91.9%	91.7%
% of Patients satisfied with the time they had to wait for an appointment	6	7	N/A	87.0%	88.0%	88.0%

* This is based on patients treated on this contract for their most recent course of treatment. Figures in italics indicate the base number of FP17s or Patient Questionnaire responses are less than 100. N/A is shown where the base number of responses is less than 10 during the period. % is calculated as Quantity/Base number*100

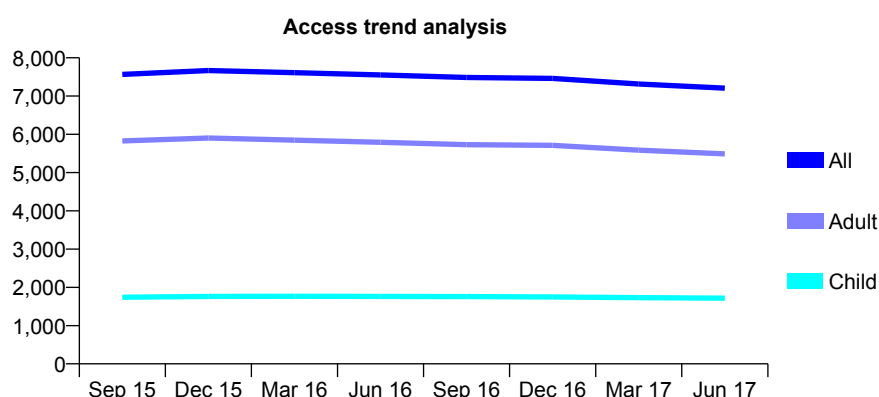
Q66 - Vital Signs At a Glance Contract Report for 110698/0008 - June 2017

Name or company name	Primecare Oral Health Services Ltd
Contract type name	PDS Plus Contract
Purpose of contract	General
Contract start date	21/02/2011
Contract end date	20/02/2021

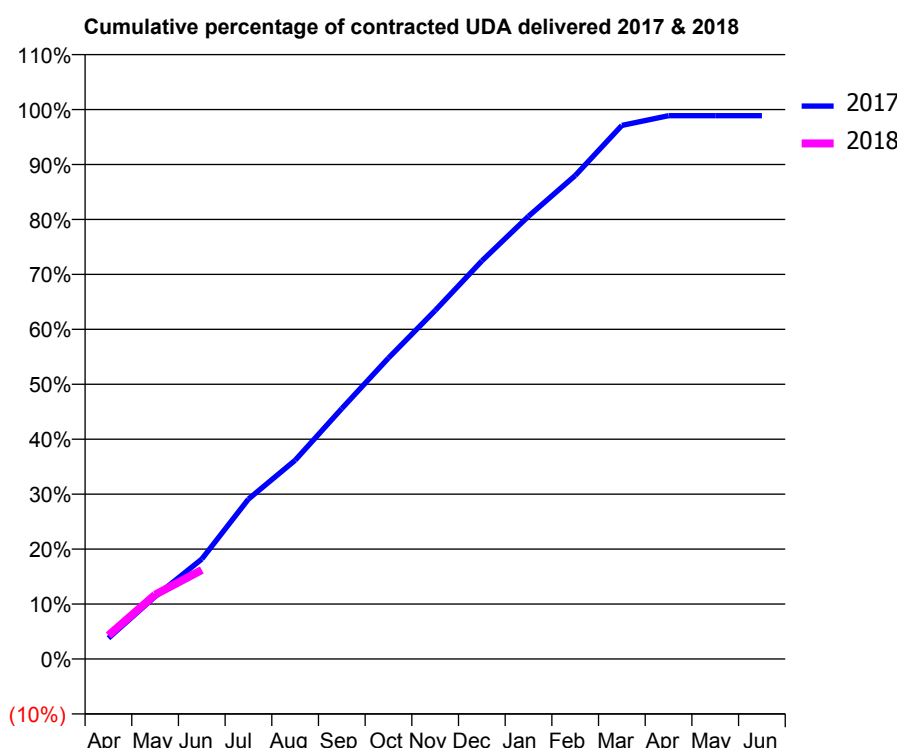
17/18 Contracted general activity (UDA)	18,116
Carry forward general activity (UDA)	0
17/18 Contracted orthodontic activity (UOA)	0
Carry forward orthodontic activity (UOA)	0
Baseline contract value	£267,167.12

ACCESS*

Patients seen in 24 months	Total	Change since previous quarter
Quarter ending June 2016	7,551	
Quarter ending September 2016	7,486	→
Quarter ending December 2016	7,461	→
Quarter ending March 2017	7,314	↓
Quarter ending June 2017	7,208	↓
Variance since June 2016	(4.5%)	↓



ACTIVITY



Adjusted Scheduled Activity (UDA)		
Month	2017	2018
April	687	781
May	2,061	2,122
June	3,297	2,936
July	5,274	
August	6,555	
September	8,260	
October	9,924	
November	11,490	
December	13,123	
January	14,597	
February	15,937	
March	17,589	
April	17,911	
May	17,911	
June	17,911	

QUALITY

	Quantity	Base Number	Contract	AT	Region	England
% of FP17s for the same patient ID Re-attending within 3 months - Children	20	606	3.3%	10.2%	11.6%	12.0%
% of FP17s for the same patient ID Re-attending within 3 months - Adults	121	1,191	10.2%	14.6%	15.9%	16.0%
% of FP17s for the same patient ID Re-attending between 3 & 9 months - Children	434	606	71.6%	59.5%	60.4%	58.0%
% of FP17s for the same patient ID Re-attending between 3 & 9 months - Adults	380	1,191	31.9%	51.5%	52.3%	50.9%
% of FP17s for Band 1 Urgent Courses	134	1,618	8.3%	10.3%	9.5%	9.1%
% of FP17s Relating to Free Repair or Replacements	7	1,618	0.4%	0.8%	0.7%	0.8%
% of FP17s Relating to Continuations	21	1,618	1.3%	1.2%	1.0%	1.1%
% of Patients satisfied with the dentistry they have received	27	28	96.4%	91.8%	91.9%	91.7%
% of Patients satisfied with the time they had to wait for an appointment	26	28	92.9%	87.0%	88.0%	88.0%

* This is based on patients treated on this contract for their most recent course of treatment. Figures in italics indicate the base number of FP17s or Patient Questionnaire responses are less than 100. N/A is shown where the base number of responses is less than 10 during the period. % is calculated as Quantity/Base number*100

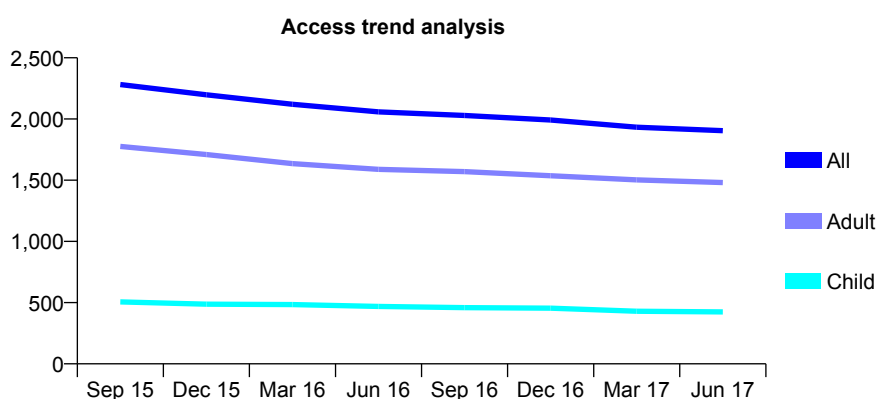
Q66 - Vital Signs At a Glance Contract Report for 110744/0001 - June 2017

Name or company name	Peks Dental LTD
Contract type name	GDS Contract
Purpose of contract	General
Contract start date	01/09/2009
Contract end date	

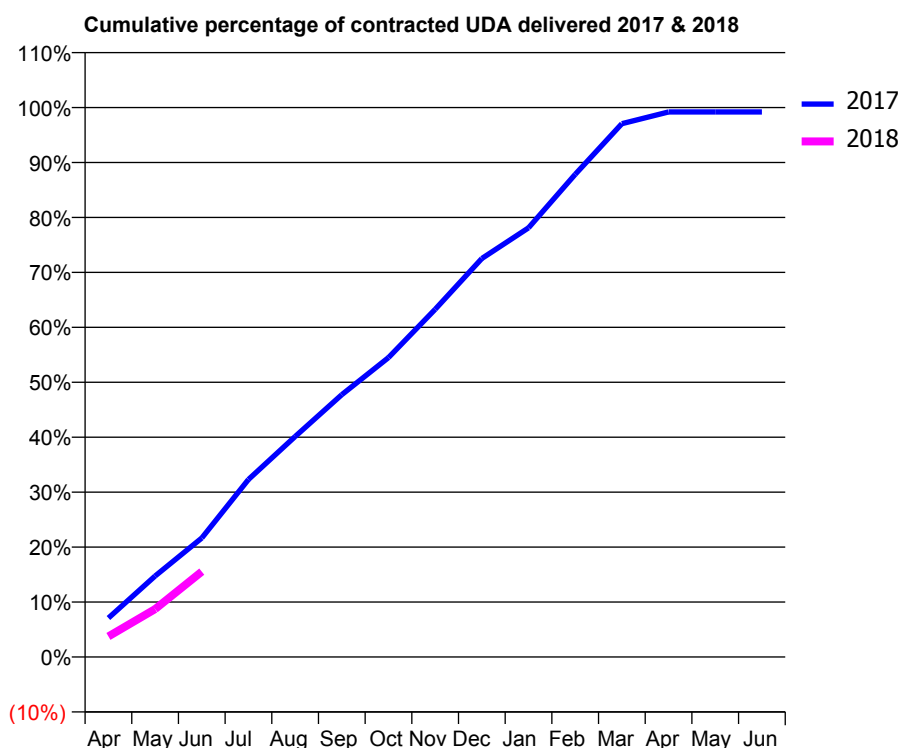
17/18 Contracted general activity (UDA)	6,000
Carry forward general activity (UDA)	0
17/18 Contracted orthodontic activity (UOA)	0
Carry forward orthodontic activity (UOA)	0
Baseline contract value	£160,873.52

ACCESS*

Patients seen in 24 months	Total	Change since previous quarter
Quarter ending June 2016	2,058	
Quarter ending September 2016	2,029	↓
Quarter ending December 2016	1,992	↓
Quarter ending March 2017	1,933	↓
Quarter ending June 2017	1,905	↓
Variance since June 2016	(7.4%)	↓



ACTIVITY



Adjusted Scheduled Activity (UDA)		
Month	2017	2018
April	426	225
May	884	523
June	1,299	932
July	1,939	
August	2,408	
September	2,865	
October	3,270	
November	3,796	
December	4,352	
January	4,686	
February	5,269	
March	5,823	
April	5,951	
May	5,951	
June	5,951	

QUALITY

	Quantity	Base Number	Contract	AT	Region	England
% of FP17s for the same patient ID Re-attending within 3 months - Children	4	116	3.4%	10.2%	11.6%	12.0%
% of FP17s for the same patient ID Re-attending within 3 months - Adults	46	382	12.0%	14.6%	15.9%	16.0%
% of FP17s for the same patient ID Re-attending between 3 & 9 months - Children	73	116	62.9%	59.5%	60.4%	58.0%
% of FP17s for the same patient ID Re-attending between 3 & 9 months - Adults	195	382	51.0%	51.5%	52.3%	50.9%
% of FP17s for Band 1 Urgent Courses	46	433	10.6%	10.3%	9.5%	9.1%
% of FP17s Relating to Free Repair or Replacements	1	433	0.2%	0.8%	0.7%	0.8%
% of FP17s Relating to Continuations	1	433	0.2%	1.2%	1.0%	1.1%
% of Patients satisfied with the dentistry they have received	4	5	N/A	91.8%	91.9%	91.7%
% of Patients satisfied with the time they had to wait for an appointment	5	5	N/A	87.0%	88.0%	88.0%

* This is based on patients treated on this contract for their most recent course of treatment. Figures in italics indicate the base number of FP17s or Patient Questionnaire responses are less than 100. N/A is shown where the base number of responses is less than 10 during the period. % is calculated as Quantity/Base number*100

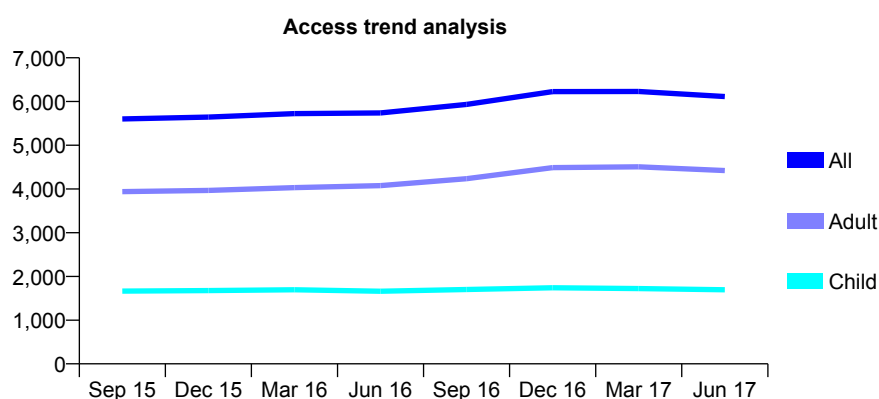
Q66 - Vital Signs At a Glance Contract Report for 111481/0003 - June 2017

Name or company name	Pure Dental Care Ltd
Contract type name	GDS Contract
Purpose of contract	General
Contract start date	01/02/2007
Contract end date	

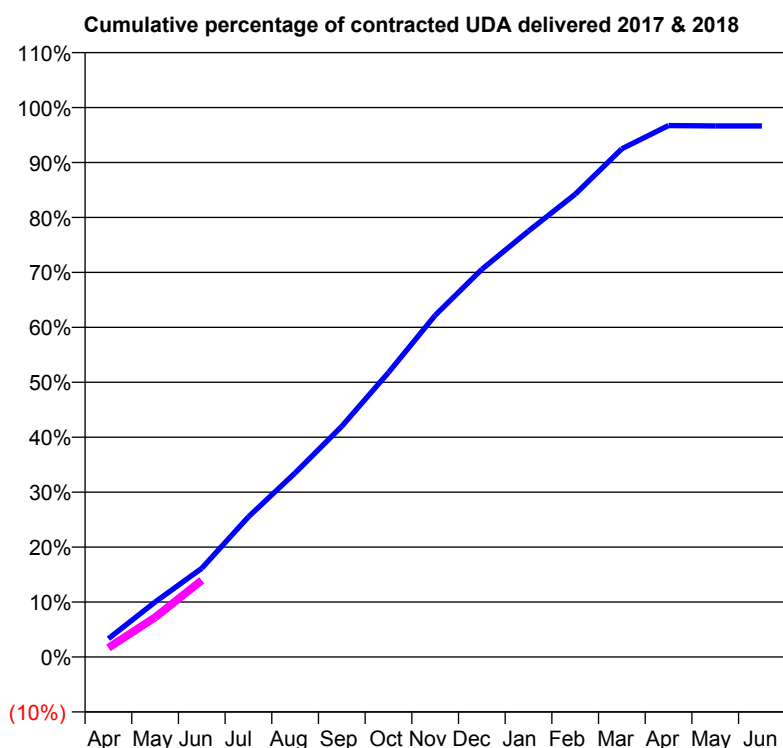
17/18 Contracted general activity (UDA)	18,235
Carry forward general activity (UDA)	0
17/18 Contracted orthodontic activity (UOA)	0
Carry forward orthodontic activity (UOA)	0
Baseline contract value	£464,856.16

ACCESS*

Patients seen in 24 months	Total	Change since previous quarter
Quarter ending June 2016	5,739	
Quarter ending September 2016	5,934	↑
Quarter ending December 2016	6,228	↑
Quarter ending March 2017	6,231	→
Quarter ending June 2017	6,114	↓
Variance since June 2016	6.5%	↑



ACTIVITY



Adjusted Scheduled Activity (UDA)		
Month	2017	2018
April	611	309
May	1,827	1,318
June	2,947	2,546
July	4,653	
August	6,110	
September	7,656	
October	9,439	
November	11,338	
December	12,866	
January	14,135	
February	15,358	
March	16,866	
April	17,637	
May	17,623	
June	17,622	

QUALITY

	Quantity	Base Number	Contract	AT	Region	England
% of FP17s for the same patient ID Re-attending within 3 months - Children	42	547	7.7%	10.2%	11.6%	12.0%
% of FP17s for the same patient ID Re-attending within 3 months - Adults	170	1,308	13.0%	14.6%	15.9%	16.0%
% of FP17s for the same patient ID Re-attending between 3 & 9 months - Children	376	547	68.7%	59.5%	60.4%	58.0%
% of FP17s for the same patient ID Re-attending between 3 & 9 months - Adults	866	1,308	66.2%	51.5%	52.3%	50.9%
% of FP17s for Band 1 Urgent Courses	125	1,560	8.0%	10.3%	9.5%	9.1%
% of FP17s Relating to Free Repair or Replacements	9	1,560	0.6%	0.8%	0.7%	0.8%
% of FP17s Relating to Continuations	9	1,560	0.6%	1.2%	1.0%	1.1%
% of Patients satisfied with the dentistry they have received	8	8	N/A	91.8%	91.9%	91.7%
% of Patients satisfied with the time they had to wait for an appointment	8	8	N/A	87.0%	88.0%	88.0%

* This is based on patients treated on this contract for their most recent course of treatment. Figures in italics indicate the base number of FP17s or Patient Questionnaire responses are less than 100. N/A is shown where the base number of responses is less than 10 during the period. % is calculated as Quantity/Base number*100

Q66 - Vital Signs At a Glance Contract Report for 113093/0001 - June 2017

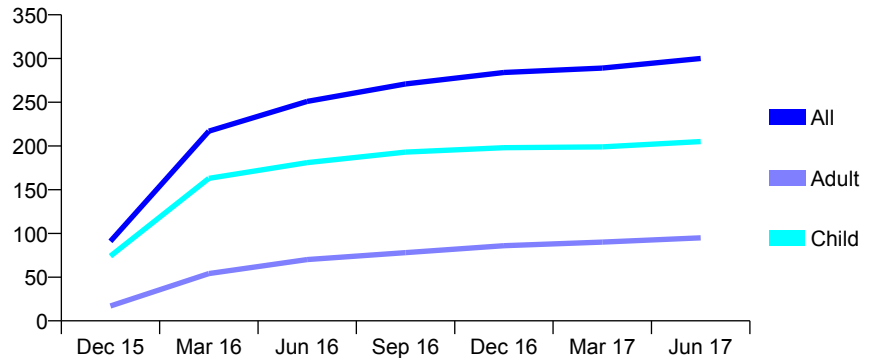
Name or company name	ELCK Limited
Contract type name	GDS Contract
Purpose of contract	General
Contract start date	01/10/2015
Contract end date	

17/18 Contracted general activity (UDA)	600
Carry forward general activity (UDA)	0
17/18 Contracted orthodontic activity (UOA)	0
Carry forward orthodontic activity (UOA)	0
Baseline contract value	£14,231.75

ACCESS*

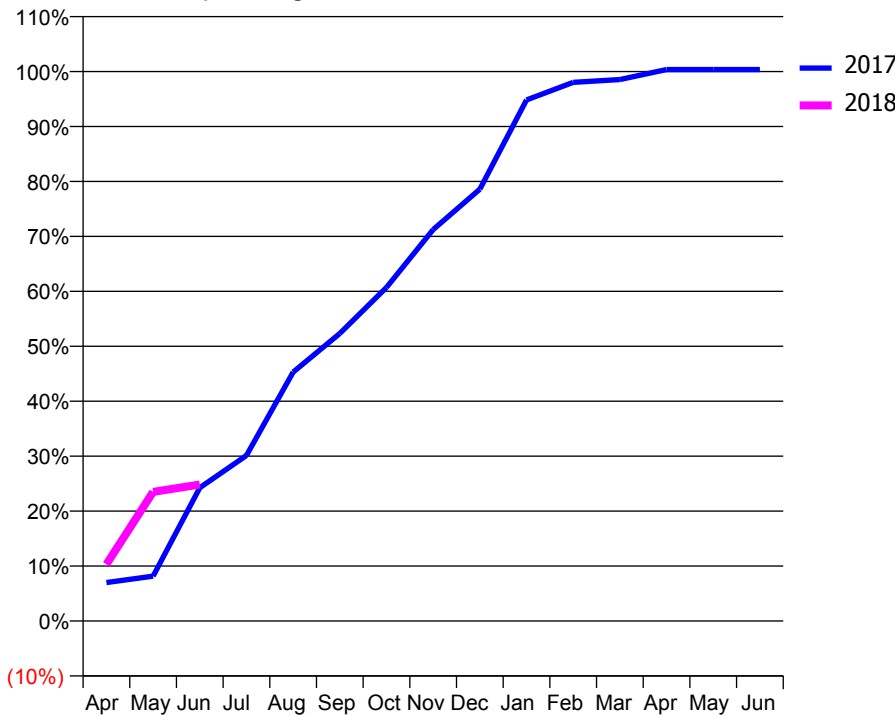
Patients seen in 24 months	Total	Change since previous quarter
Quarter ending June 2016	251	
Quarter ending September 2016	271	↑
Quarter ending December 2016	284	↑
Quarter ending March 2017	289	→
Quarter ending June 2017	300	↑
Variance since June 2016	19.5%	↑

Access trend analysis



ACTIVITY

Cumulative percentage of contracted UDA delivered 2017 & 2018



Adjusted Scheduled Activity (UDA)		
Month	2017	2018
April	42	62
May	49	141
June	146	149
July	181	
August	272	
September	314	
October	364	
November	427	
December	472	
January	569	
February	588	
March	591	
April	602	
May	602	
June	602	

QUALITY

	Quantity	Base Number	Contract	AT	Region	England
% of FP17s for the same patient ID Re-attending within 3 months - Children	2	87	2.3%	10.2%	11.6%	12.0%
% of FP17s for the same patient ID Re-attending within 3 months - Adults	2	27	7.4%	14.6%	15.9%	16.0%
% of FP17s for the same patient ID Re-attending between 3 & 9 months - Children	64	87	73.6%	59.5%	60.4%	58.0%
% of FP17s for the same patient ID Re-attending between 3 & 9 months - Adults	17	27	63.0%	51.5%	52.3%	50.9%
% of FP17s for Band 1 Urgent Courses	0	109	0.0%	10.3%	9.5%	9.1%
% of FP17s Relating to Free Repair or Replacements	0	109	0.0%	0.8%	0.7%	0.8%
% of FP17s Relating to Continuations	3	109	2.8%	1.2%	1.0%	1.1%
% of Patients satisfied with the dentistry they have received	0	0	N/A	91.8%	91.9%	91.7%
% of Patients satisfied with the time they had to wait for an appointment	0	0	N/A	87.0%	88.0%	88.0%

* This is based on patients treated on this contract for their most recent course of treatment. Figures in italics indicate the base number of FP17s or Patient Questionnaire responses are less than 100. N/A is shown where the base number of responses is less than 10 during the period. % is calculated as Quantity/Base number*100

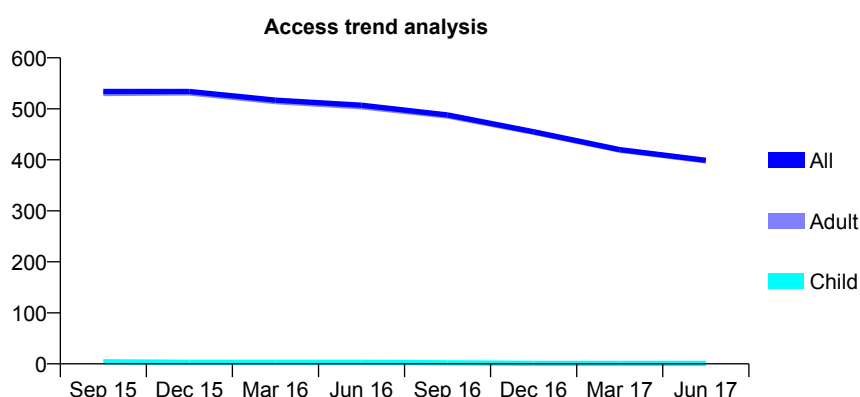
Q66 - Vital Signs At a Glance Contract Report for 113972/0002 - June 2017

Name or company name	Access Dental Ltd
Contract type name	PDS Contract
Purpose of contract	General
Contract start date	01/04/2007
Contract end date	31/03/2019

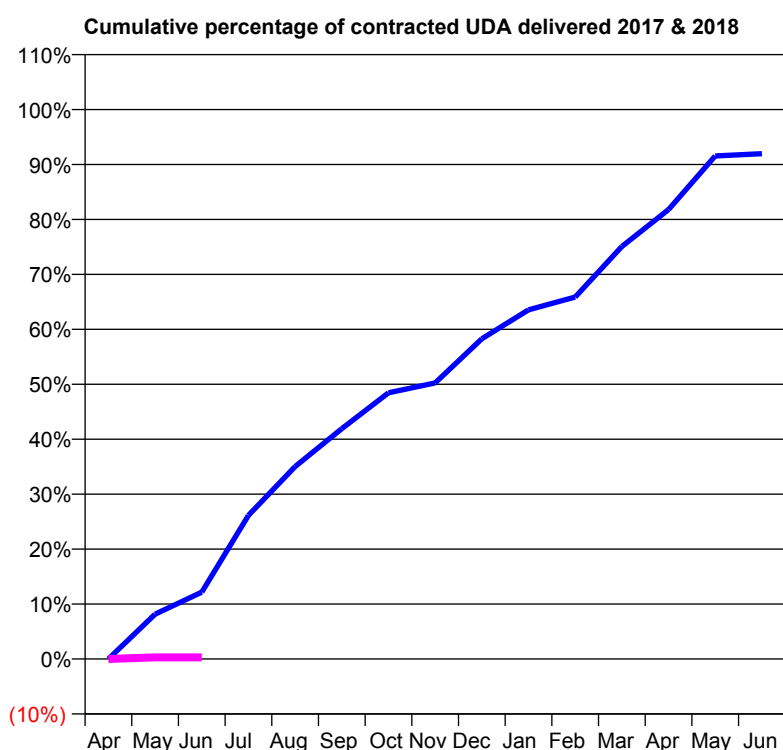
17/18 Contracted general activity (UDA)	1,000
Carry forward general activity (UDA)	0
17/18 Contracted orthodontic activity (UOA)	0
Carry forward orthodontic activity (UOA)	0
Baseline contract value	£1.00

ACCESS*

Patients seen in 24 months	Total	Change since previous quarter
Quarter ending June 2016	507	
Quarter ending September 2016	488	↓
Quarter ending December 2016	455	↓
Quarter ending March 2017	420	↓
Quarter ending June 2017	399	↓
Variance since June 2016	(21.3%)	↓



ACTIVITY



Month	Adjusted Scheduled Activity (UDA)	
	2017	2018
April	0	0
May	82	3
June	122	3
July	261	
August	350	
September	419	
October	484	
November	502	
December	583	
January	635	
February	659	
March	751	
April	818	
May	915	
June	920	

QUALITY

	Quantity	Base Number	Contract	AT	Region	England
% of FP17s for the same patient ID Re-attending within 3 months - Children	0	0	N/A	10.2%	11.6%	12.0%
% of FP17s for the same patient ID Re-attending within 3 months - Adults	2	71	2.8%	14.6%	15.9%	16.0%
% of FP17s for the same patient ID Re-attending between 3 & 9 months - Children	0	0	N/A	59.5%	60.4%	58.0%
% of FP17s for the same patient ID Re-attending between 3 & 9 months - Adults	5	71	7.0%	51.5%	52.3%	50.9%
% of FP17s for Band 1 Urgent Courses	0	1	0.0%	10.3%	9.5%	9.1%
% of FP17s Relating to Free Repair or Replacements	0	1	0.0%	0.8%	0.7%	0.8%
% of FP17s Relating to Continuations	0	1	0.0%	1.2%	1.0%	1.1%
% of Patients satisfied with the dentistry they have received	0	0	N/A	91.8%	91.9%	91.7%
% of Patients satisfied with the time they had to wait for an appointment	0	0	N/A	87.0%	88.0%	88.0%

* This is based on patients treated on this contract for their most recent course of treatment. Figures in italics indicate the base number of FP17s or Patient Questionnaire responses are less than 100. N/A is shown where the base number of responses is less than 10 during the period. % is calculated as Quantity/Base number*100

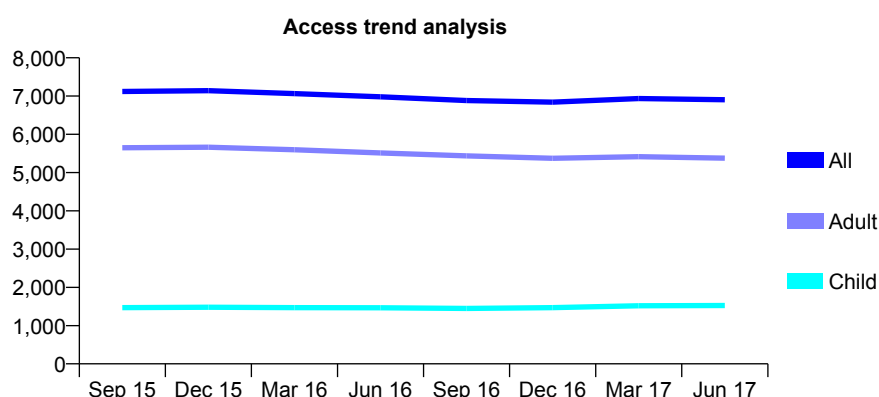
Q66 - Vital Signs At a Glance Contract Report for 115150/0001 - June 2017

Name or company name	Newquay Dental Centre Ltd
Contract type name	GDS Contract
Purpose of contract	General
Contract start date	01/04/2013
Contract end date	

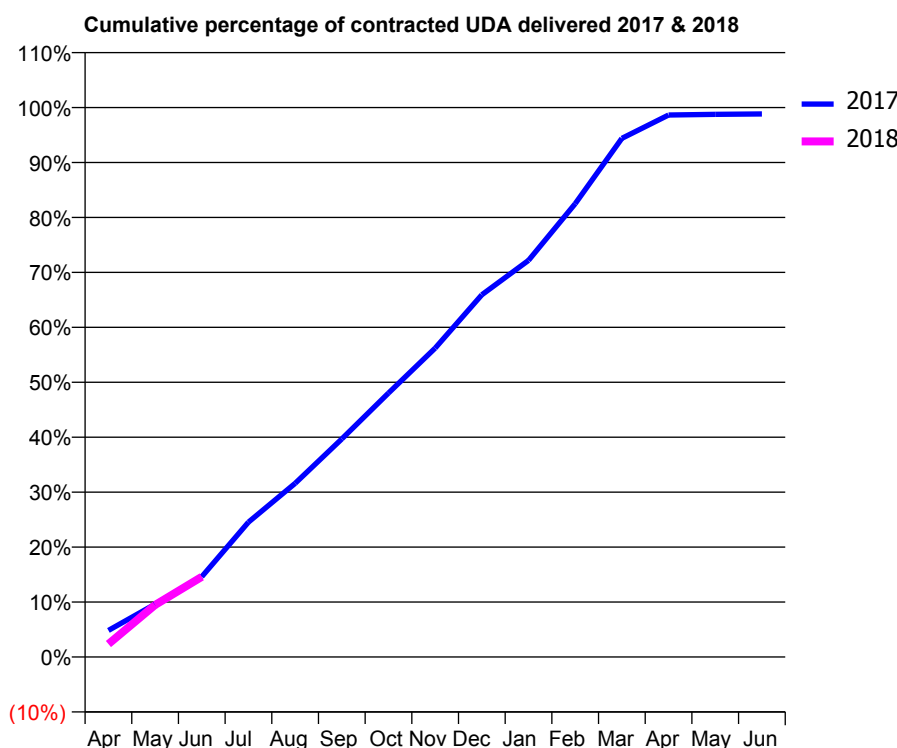
17/18 Contracted general activity (UDA)	23,500
Carry forward general activity (UDA)	0
17/18 Contracted orthodontic activity (UOA)	0
Carry forward orthodontic activity (UOA)	0
Baseline contract value	£625,097.17

ACCESS*

Patients seen in 24 months	Total	Change since previous quarter
Quarter ending June 2016	6,980	
Quarter ending September 2016	6,884	↓
Quarter ending December 2016	6,842	→
Quarter ending March 2017	6,934	→
Quarter ending June 2017	6,902	→
Variance since June 2016	(1.1%)	↓



ACTIVITY



Adjusted Scheduled Activity (UDA)		
Month	2017	2018
April	1,140	558
May	2,259	2,229
June	3,437	3,428
July	5,768	
August	7,429	
September	9,329	
October	11,288	
November	13,210	
December	15,491	
January	16,961	
February	19,387	
March	22,179	
April	23,177	
May	23,207	
June	23,224	

QUALITY

	Quantity	Base Number	Contract	AT	Region	England
% of FP17s for the same patient ID Re-attending within 3 months - Children	44	446	9.9%	10.2%	11.6%	12.0%
% of FP17s for the same patient ID Re-attending within 3 months - Adults	196	1,435	13.7%	14.6%	15.9%	16.0%
% of FP17s for the same patient ID Re-attending between 3 & 9 months - Children	253	446	56.7%	59.5%	60.4%	58.0%
% of FP17s for the same patient ID Re-attending between 3 & 9 months - Adults	750	1,435	52.3%	51.5%	52.3%	50.9%
% of FP17s for Band 1 Urgent Courses	179	1,461	12.3%	10.3%	9.5%	9.1%
% of FP17s Relating to Free Repair or Replacements	8	1,461	0.5%	0.8%	0.7%	0.8%
% of FP17s Relating to Continuations	5	1,461	0.3%	1.2%	1.0%	1.1%
% of Patients satisfied with the dentistry they have received	18	20	90.0%	91.8%	91.9%	91.7%
% of Patients satisfied with the time they had to wait for an appointment	19	20	95.0%	87.0%	88.0%	88.0%

* This is based on patients treated on this contract for their most recent course of treatment. Figures in italics indicate the base number of FP17s or Patient Questionnaire responses are less than 100. N/A is shown where the base number of responses is less than 10 during the period. % is calculated as Quantity/Base number*100

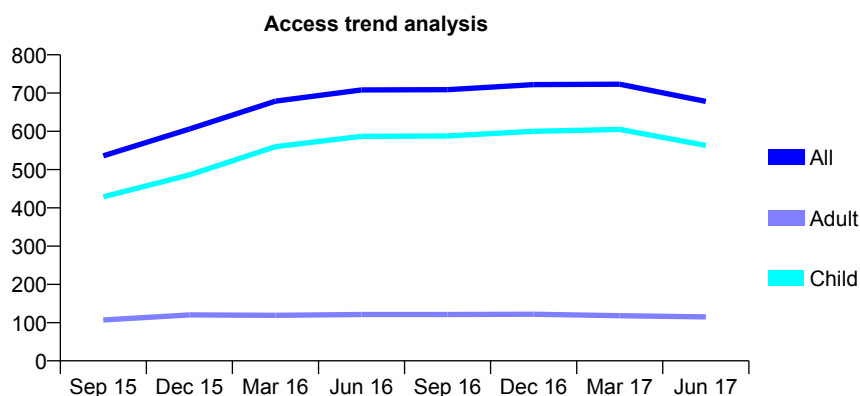
Q66 - Vital Signs At a Glance Contract Report for 116106/0001 - June 2017

Name or company name	Ward Dental Ltd
Contract type name	GDS Contract
Purpose of contract	General and Orthodontic
Contract start date	01/06/2007
Contract end date	

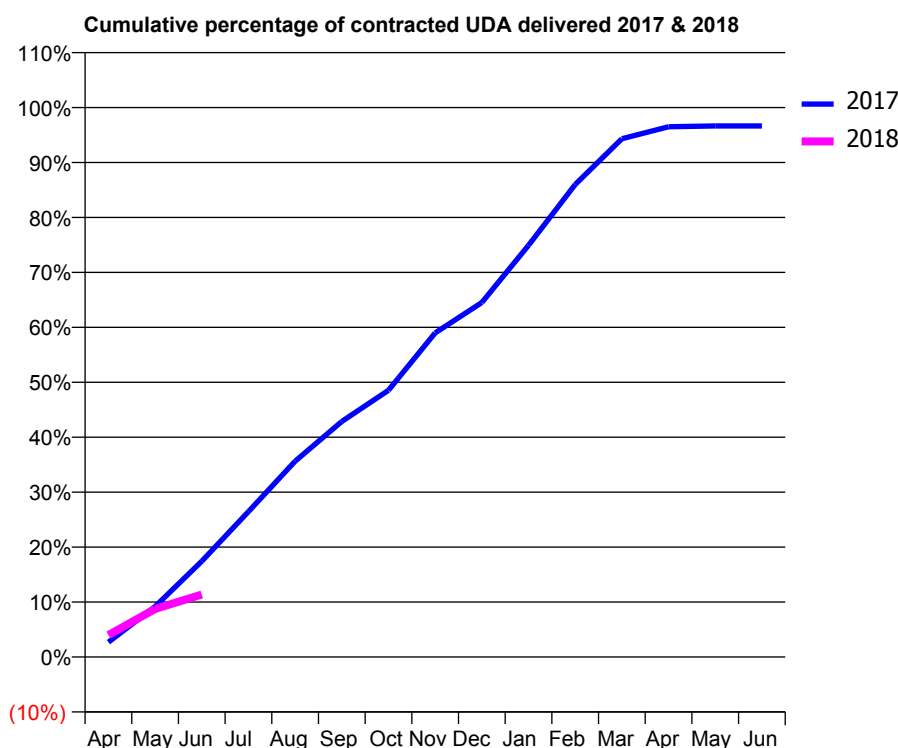
17/18 Contracted general activity (UDA)	1,378
Carry forward general activity (UDA)	0
17/18 Contracted orthodontic activity (UOA)	650
Carry forward orthodontic activity (UOA)	0
Baseline contract value	£79,728.12

ACCESS*

Patients seen in 24 months	Total	Change since previous quarter
Quarter ending June 2016	708	
Quarter ending September 2016	709	→
Quarter ending December 2016	722	→
Quarter ending March 2017	723	→
Quarter ending June 2017	678	↓
Variance since June 2016	(4.2%)	↓



ACTIVITY



Adjusted Scheduled Activity (UDA)		
Month	2017	2018
April	37	55
May	127	121
June	240	157
July	365	
August	491	
September	591	
October	669	
November	813	
December	889	
January	1,032	
February	1,185	
March	1,300	
April	1,330	
May	1,332	
June	1,332	

QUALITY

	Quantity	Base Number	Contract	AT	Region	England
% of FP17s for the same patient ID Re-attending within 3 months - Children	6	164	3.7%	10.2%	11.6%	12.0%
% of FP17s for the same patient ID Re-attending within 3 months - Adults	0	11	0.0%	14.6%	15.9%	16.0%
% of FP17s for the same patient ID Re-attending between 3 & 9 months - Children	92	164	56.1%	59.5%	60.4%	58.0%
% of FP17s for the same patient ID Re-attending between 3 & 9 months - Adults	7	11	63.6%	51.5%	52.3%	50.9%
% of FP17s for Band 1 Urgent Courses	4	114	3.5%	10.3%	9.5%	9.1%
% of FP17s Relating to Free Repair or Replacements	0	114	0.0%	0.8%	0.7%	0.8%
% of FP17s Relating to Continuations	0	114	0.0%	1.2%	1.0%	1.1%
% of Patients satisfied with the dentistry they have received	1	2	N/A	91.8%	91.9%	91.7%
% of Patients satisfied with the time they had to wait for an appointment	2	2	N/A	87.0%	88.0%	88.0%

* This is based on patients treated on this contract for their most recent course of treatment. Figures in italics indicate the base number of FP17s or Patient Questionnaire responses are less than 100. N/A is shown where the base number of responses is less than 10 during the period. % is calculated as Quantity/Base number*100

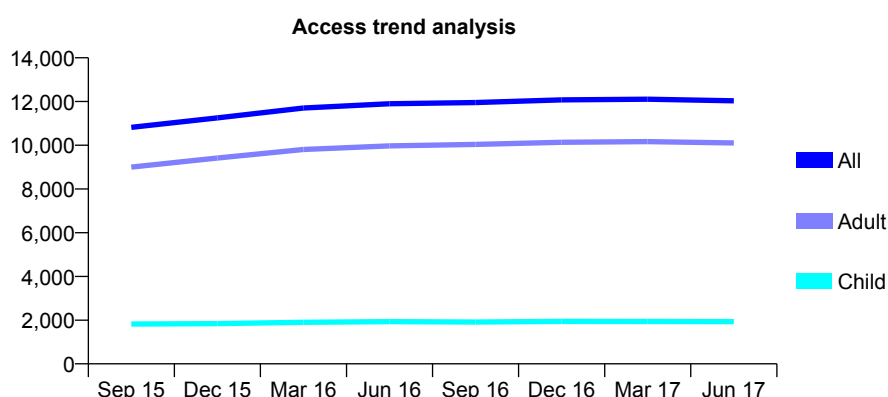
Q66 - Vital Signs At a Glance Contract Report for 116475/0001 - June 2017

Name or company name	T.Bellingan Ltd.
Contract type name	GDS Contract
Purpose of contract	General
Contract start date	01/06/2014
Contract end date	

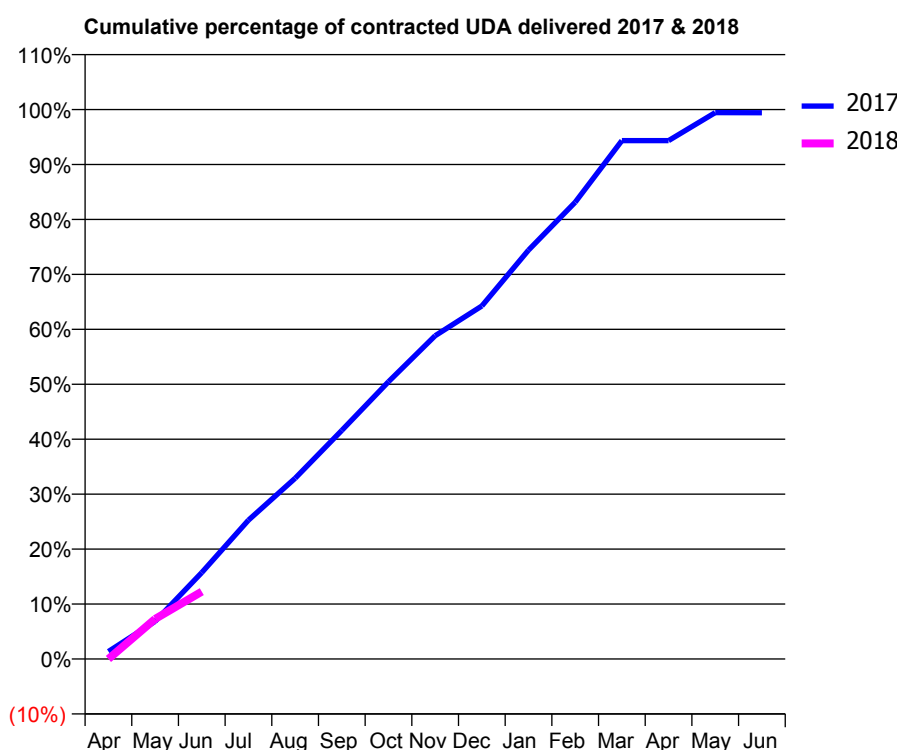
17/18 Contracted general activity (UDA)	38,126
Carry forward general activity (UDA)	0
17/18 Contracted orthodontic activity (UOA)	0
Carry forward orthodontic activity (UOA)	0
Baseline contract value	£988,907.47

ACCESS*

Patients seen in 24 months	Total	Change since previous quarter
Quarter ending June 2016	11,899	
Quarter ending September 2016	11,952	→
Quarter ending December 2016	12,077	→
Quarter ending March 2017	12,103	→
Quarter ending June 2017	12,033	→
Variance since June 2016	1.1%	→



ACTIVITY



Adjusted Scheduled Activity (UDA)		
Month	2017	2018
April	521	0
May	2,612	2,782
June	6,003	4,678
July	9,635	
August	12,543	
September	15,864	
October	19,242	
November	22,432	
December	24,492	
January	28,374	
February	31,694	
March	35,965	
April	35,965	
May	37,908	
June	37,900	

QUALITY

	Quantity	Base Number	Contract	AT	Region	England
% of FP17s for the same patient ID Re-attending within 3 months - Children	33	550	6.0%	10.2%	11.6%	12.0%
% of FP17s for the same patient ID Re-attending within 3 months - Adults	265	2,295	11.5%	14.6%	15.9%	16.0%
% of FP17s for the same patient ID Re-attending between 3 & 9 months - Children	356	550	64.7%	59.5%	60.4%	58.0%
% of FP17s for the same patient ID Re-attending between 3 & 9 months - Adults	1,142	2,295	49.8%	51.5%	52.3%	50.9%
% of FP17s for Band 1 Urgent Courses	240	2,082	11.5%	10.3%	9.5%	9.1%
% of FP17s Relating to Free Repair or Replacements	21	2,082	1.0%	0.8%	0.7%	0.8%
% of FP17s Relating to Continuations	21	2,082	1.0%	1.2%	1.0%	1.1%
% of Patients satisfied with the dentistry they have received	40	43	93.0%	91.8%	91.9%	91.7%
% of Patients satisfied with the time they had to wait for an appointment	36	43	83.7%	87.0%	88.0%	88.0%

* This is based on patients treated on this contract for their most recent course of treatment. Figures in italics indicate the base number of FP17s or Patient Questionnaire responses are less than 100. N/A is shown where the base number of responses is less than 10 during the period. % is calculated as Quantity/Base number*100

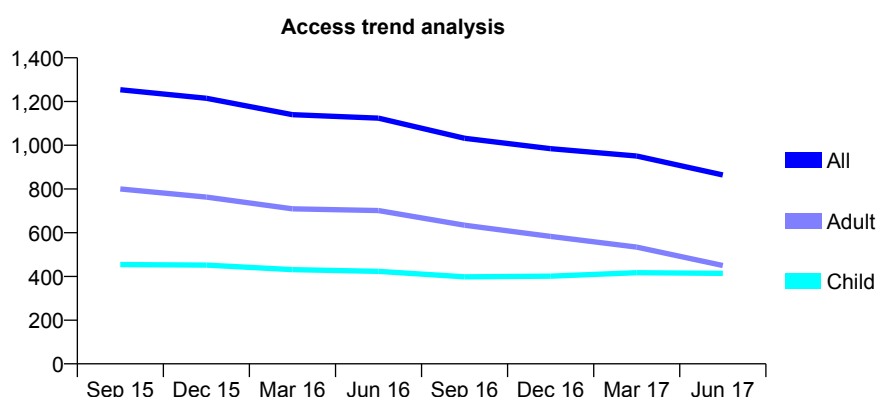
Q66 - Vital Signs At a Glance Contract Report for 116629/0001 - June 2017

Name or company name	OLIVELLE & ASSOCIATES LIMITED
Contract type name	GDS Contract
Purpose of contract	General
Contract start date	01/04/2011
Contract end date	

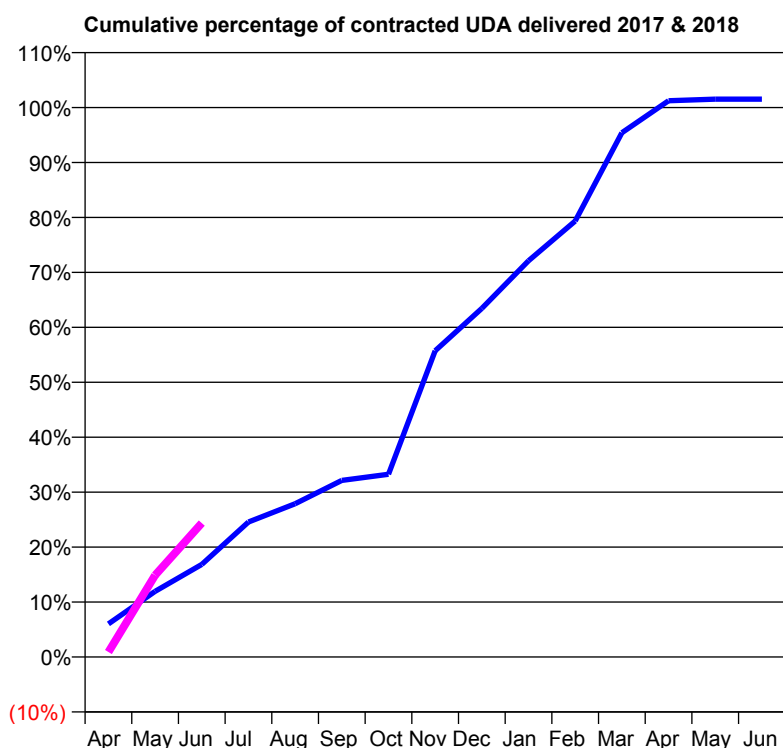
17/18 Contracted general activity (UDA)	1,000
Carry forward general activity (UDA)	0
17/18 Contracted orthodontic activity (UOA)	0
Carry forward orthodontic activity (UOA)	0
Baseline contract value	£28,858.32

ACCESS*

Patients seen in 24 months	Total	Change since previous quarter
Quarter ending June 2016	1,124	
Quarter ending September 2016	1,032	↓
Quarter ending December 2016	984	↓
Quarter ending March 2017	951	↓
Quarter ending June 2017	864	↓
Variance since June 2016	(23.1%)	↓



ACTIVITY



Month	Adjusted Scheduled Activity (UDA)	
	2017	2018
April	60	9
May	119	149
June	169	244
July	246	
August	279	
September	321	
October	333	
November	557	
December	634	
January	721	
February	793	
March	954	
April	1,012	
May	1,015	
June	1,015	

QUALITY

	Quantity	Base Number	Contract	AT	Region	England
% of FP17s for the same patient ID Re-attending within 3 months - Children	13	166	7.8%	10.2%	11.6%	12.0%
% of FP17s for the same patient ID Re-attending within 3 months - Adults	2	28	7.1%	14.6%	15.9%	16.0%
% of FP17s for the same patient ID Re-attending between 3 & 9 months - Children	98	166	59.0%	59.5%	60.4%	58.0%
% of FP17s for the same patient ID Re-attending between 3 & 9 months - Adults	6	28	21.4%	51.5%	52.3%	50.9%
% of FP17s for Band 1 Urgent Courses	4	162	2.5%	10.3%	9.5%	9.1%
% of FP17s Relating to Free Repair or Replacements	0	162	0.0%	0.8%	0.7%	0.8%
% of FP17s Relating to Continuations	0	162	0.0%	1.2%	1.0%	1.1%
% of Patients satisfied with the dentistry they have received	0	0	N/A	91.8%	91.9%	91.7%
% of Patients satisfied with the time they had to wait for an appointment	0	0	N/A	87.0%	88.0%	88.0%

* This is based on patients treated on this contract for their most recent course of treatment. Figures in italics indicate the base number of FP17s or Patient Questionnaire responses are less than 100. N/A is shown where the base number of responses is less than 10 during the period. % is calculated as Quantity/Base number*100

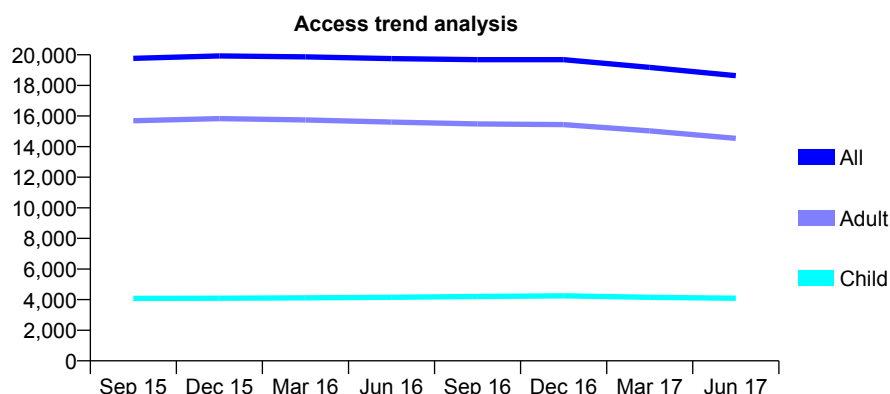
Q66 - Vital Signs At a Glance Contract Report for 118370/0001 - June 2017

Name or company name	Mainstone Health Ltd
Contract type name	GDS Contract
Purpose of contract	General
Contract start date	01/04/2008
Contract end date	

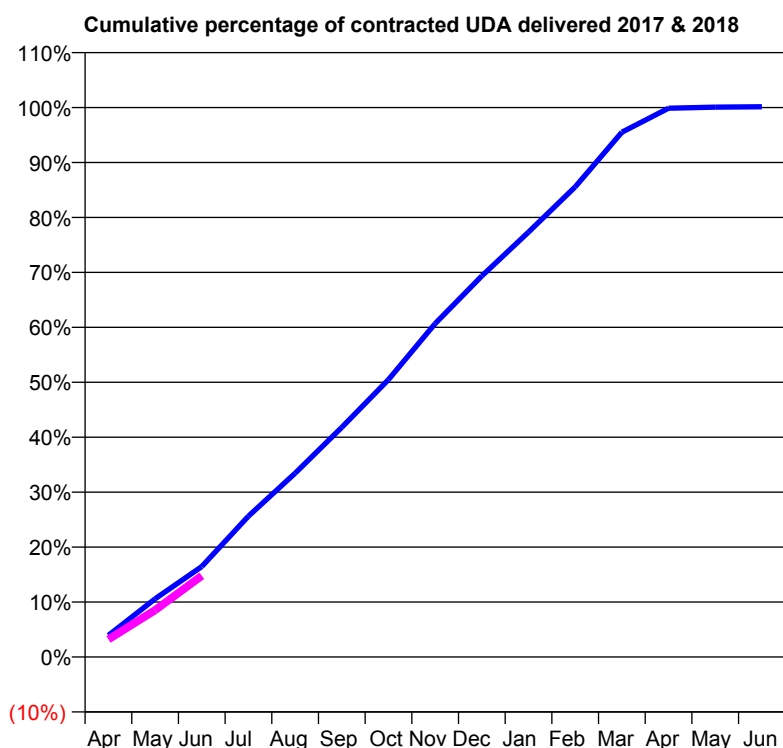
17/18 Contracted general activity (UDA)	52,550
Carry forward general activity (UDA)	0
17/18 Contracted orthodontic activity (UOA)	0
Carry forward orthodontic activity (UOA)	0
Baseline contract value	£1,383,625.09

ACCESS*

Patients seen in 24 months	Total	Change since previous quarter
Quarter ending June 2016	19,754	
Quarter ending September 2016	19,684	→
Quarter ending December 2016	19,681	→
Quarter ending March 2017	19,178	↓
Quarter ending June 2017	18,632	↓
Variance since June 2016	(5.7%)	↓



ACTIVITY



Adjusted Scheduled Activity (UDA)		
Month	2017	2018
April	1,841	1,693
May	4,955	4,481
June	7,692	7,779
July	11,975	
August	15,630	
September	19,528	
October	23,596	
November	28,357	
December	32,405	
January	36,136	
February	39,975	
March	44,623	
April	46,663	
May	46,762	
June	46,796	

QUALITY

	Quantity	Base Number	Contract	AT	Region	England
% of FP17s for the same patient ID Re-attending within 3 months - Children	58	1,261	4.6%	10.2%	11.6%	12.0%
% of FP17s for the same patient ID Re-attending within 3 months - Adults	308	3,057	10.1%	14.6%	15.9%	16.0%
% of FP17s for the same patient ID Re-attending between 3 & 9 months - Children	645	1,261	51.1%	59.5%	60.4%	58.0%
% of FP17s for the same patient ID Re-attending between 3 & 9 months - Adults	926	3,057	30.3%	51.5%	52.3%	50.9%
% of FP17s for Band 1 Urgent Courses	258	3,648	7.1%	10.3%	9.5%	9.1%
% of FP17s Relating to Free Repair or Replacements	25	3,648	0.7%	0.8%	0.7%	0.8%
% of FP17s Relating to Continuations	50	3,648	1.4%	1.2%	1.0%	1.1%
% of Patients satisfied with the dentistry they have received	104	113	92.0%	91.8%	91.9%	91.7%
% of Patients satisfied with the time they had to wait for an appointment	95	113	84.1%	87.0%	88.0%	88.0%

* This is based on patients treated on this contract for their most recent course of treatment. Figures in italics indicate the base number of FP17s or Patient Questionnaire responses are less than 100. N/A is shown where the base number of responses is less than 10 during the period. % is calculated as Quantity/Base number*100

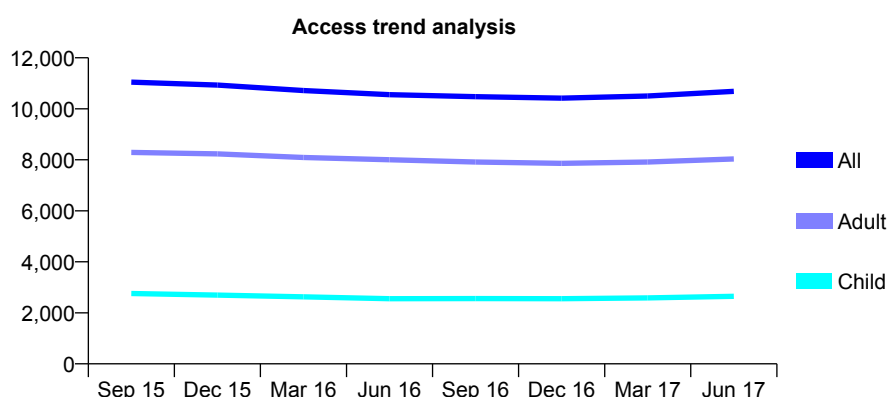
Q66 - Vital Signs At a Glance Contract Report for 121037/0001 - June 2017

Name or company name	Pinhoe Dental Centre Limited
Contract type name	GDS Contract
Purpose of contract	General
Contract start date	01/05/2010
Contract end date	

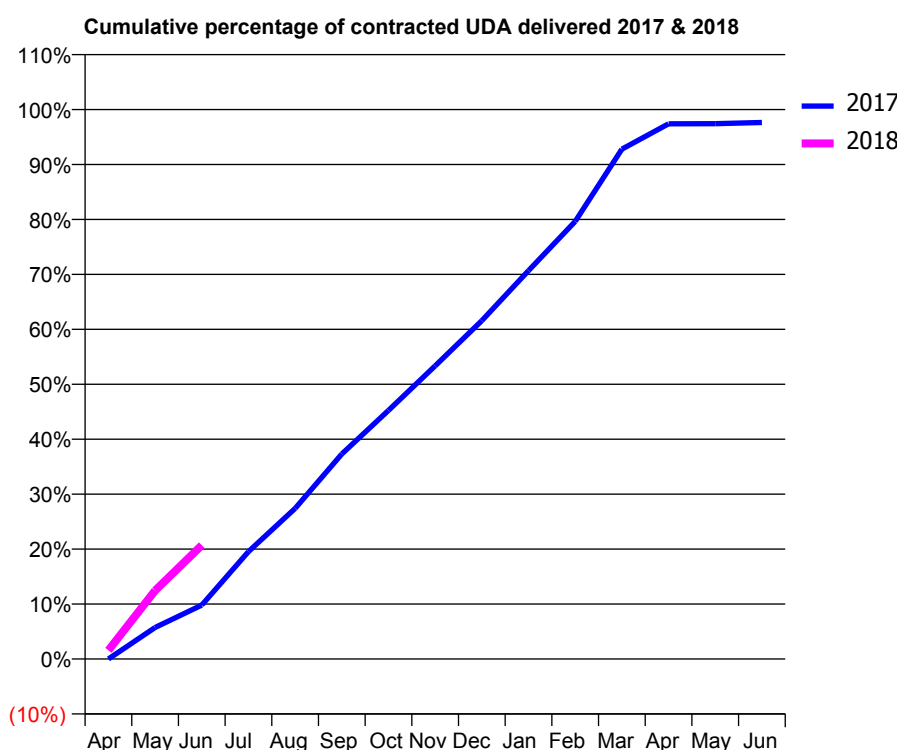
17/18 Contracted general activity (UDA)	30,063
Carry forward general activity (UDA)	0
17/18 Contracted orthodontic activity (UOA)	0
Carry forward orthodontic activity (UOA)	0
Baseline contract value	£1,074,280.29

ACCESS*

Patients seen in 24 months	Total	Change since previous quarter
Quarter ending June 2016	10,555	
Quarter ending September 2016	10,474	→
Quarter ending December 2016	10,418	→
Quarter ending March 2017	10,503	→
Quarter ending June 2017	10,683	→
Variance since June 2016	1.2%	→



ACTIVITY



Adjusted Scheduled Activity (UDA)		
Month	2017	2018
April	-0	479
May	1,677	3,744
June	2,873	6,227
July	5,725	
August	8,024	
September	10,927	
October	13,246	
November	15,619	
December	18,034	
January	20,699	
February	23,320	
March	27,168	
April	28,518	
May	28,525	
June	28,588	

QUALITY

	Quantity	Base Number	Contract	AT	Region	England
% of FP17s for the same patient ID Re-attending within 3 months - Children	67	993	6.7%	10.2%	11.6%	12.0%
% of FP17s for the same patient ID Re-attending within 3 months - Adults	368	2,782	13.2%	14.6%	15.9%	16.0%
% of FP17s for the same patient ID Re-attending between 3 & 9 months - Children	549	993	55.3%	59.5%	60.4%	58.0%
% of FP17s for the same patient ID Re-attending between 3 & 9 months - Adults	1,411	2,782	50.7%	51.5%	52.3%	50.9%
% of FP17s for Band 1 Urgent Courses	289	3,143	9.2%	10.3%	9.5%	9.1%
% of FP17s Relating to Free Repair or Replacements	28	3,143	0.9%	0.8%	0.7%	0.8%
% of FP17s Relating to Continuations	29	3,143	0.9%	1.2%	1.0%	1.1%
% of Patients satisfied with the dentistry they have received	11	12	91.7%	91.8%	91.9%	91.7%
% of Patients satisfied with the time they had to wait for an appointment	9	12	75.0%	87.0%	88.0%	88.0%

* This is based on patients treated on this contract for their most recent course of treatment. Figures in italics indicate the base number of FP17s or Patient Questionnaire responses are less than 100. N/A is shown where the base number of responses is less than 10 during the period. % is calculated as Quantity/Base number*100

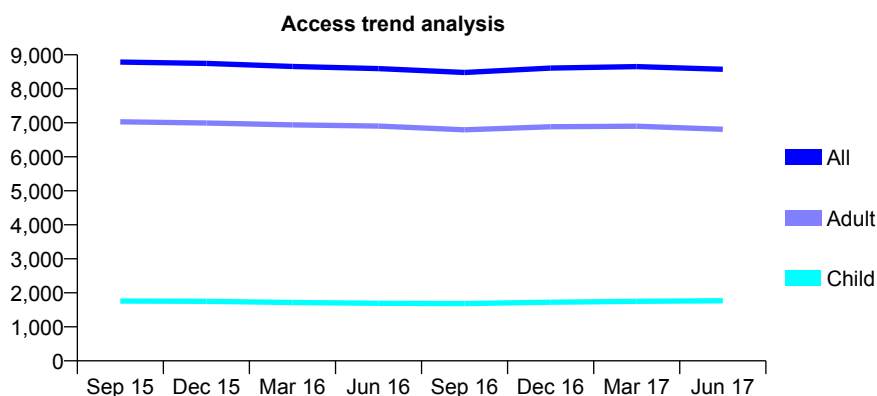
Q66 - Vital Signs At a Glance Contract Report for 121231/0001 - June 2017

Name or company name	Wadebridge Dental Care LTD
Contract type name	GDS Contract
Purpose of contract	General
Contract start date	05/11/2012
Contract end date	

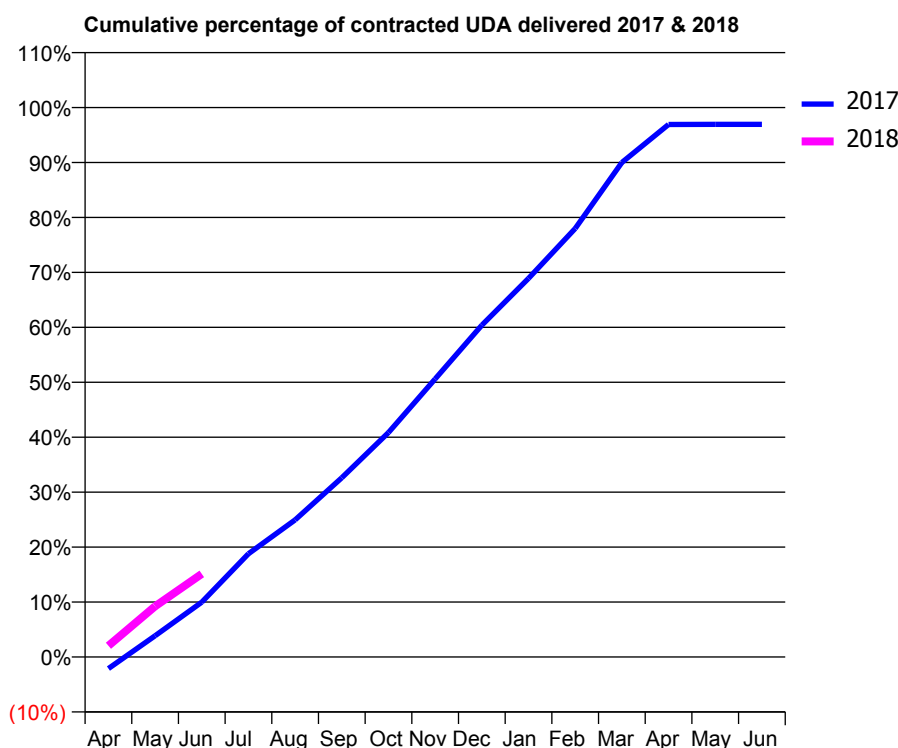
17/18 Contracted general activity (UDA)	27,052
Carry forward general activity (UDA)	0
17/18 Contracted orthodontic activity (UOA)	0
Carry forward orthodontic activity (UOA)	0
Baseline contract value	£701,882.11

ACCESS*

Patients seen in 24 months	Total	Change since previous quarter
Quarter ending June 2016	8,594	
Quarter ending September 2016	8,479	↓
Quarter ending December 2016	8,609	→
Quarter ending March 2017	8,652	→
Quarter ending June 2017	8,575	→
Variance since June 2016	(0.2%)	→



ACTIVITY



Adjusted Scheduled Activity (UDA)		
Month	2017	2018
April	-583	554
May	1,062	2,501
June	2,746	4,093
July	5,165	
August	6,860	
September	8,964	
October	11,222	
November	13,904	
December	16,589	
January	18,933	
February	21,426	
March	24,725	
April	26,626	
May	26,631	
June	26,631	

QUALITY

	Quantity	Base Number	Contract	AT	Region	England
% of FP17s for the same patient ID Re-attending within 3 months - Children	68	620	11.0%	10.2%	11.6%	12.0%
% of FP17s for the same patient ID Re-attending within 3 months - Adults	389	2,053	18.9%	14.6%	15.9%	16.0%
% of FP17s for the same patient ID Re-attending between 3 & 9 months - Children	351	620	56.6%	59.5%	60.4%	58.0%
% of FP17s for the same patient ID Re-attending between 3 & 9 months - Adults	1,002	2,053	48.8%	51.5%	52.3%	50.9%
% of FP17s for Band 1 Urgent Courses	189	1,976	9.6%	10.3%	9.5%	9.1%
% of FP17s Relating to Free Repair or Replacements	20	1,976	1.0%	0.8%	0.7%	0.8%
% of FP17s Relating to Continuations	69	1,976	3.5%	1.2%	1.0%	1.1%
% of Patients satisfied with the dentistry they have received	25	27	92.6%	91.8%	91.9%	91.7%
% of Patients satisfied with the time they had to wait for an appointment	24	27	88.9%	87.0%	88.0%	88.0%

* This is based on patients treated on this contract for their most recent course of treatment. Figures in italics indicate the base number of FP17s or Patient Questionnaire responses are less than 100. N/A is shown where the base number of responses is less than 10 during the period. % is calculated as Quantity/Base number*100

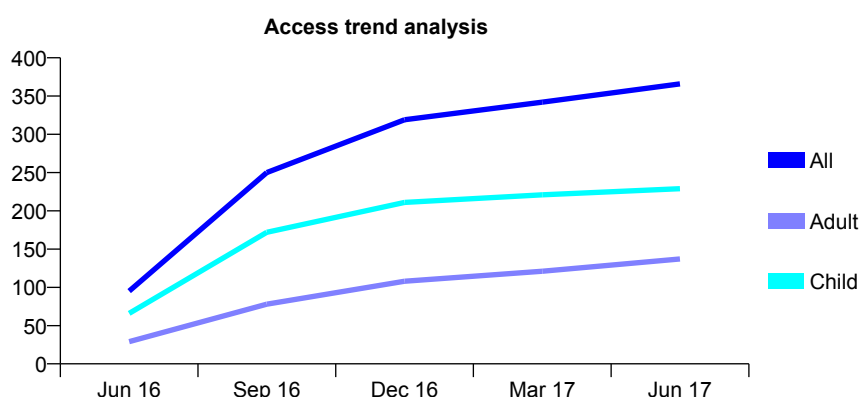
Q66 - Vital Signs At a Glance Contract Report for 122548/0001 - June 2017

Name or company name	Juliette Moor
Contract type name	GDS Contract
Purpose of contract	General
Contract start date	01/01/2016
Contract end date	

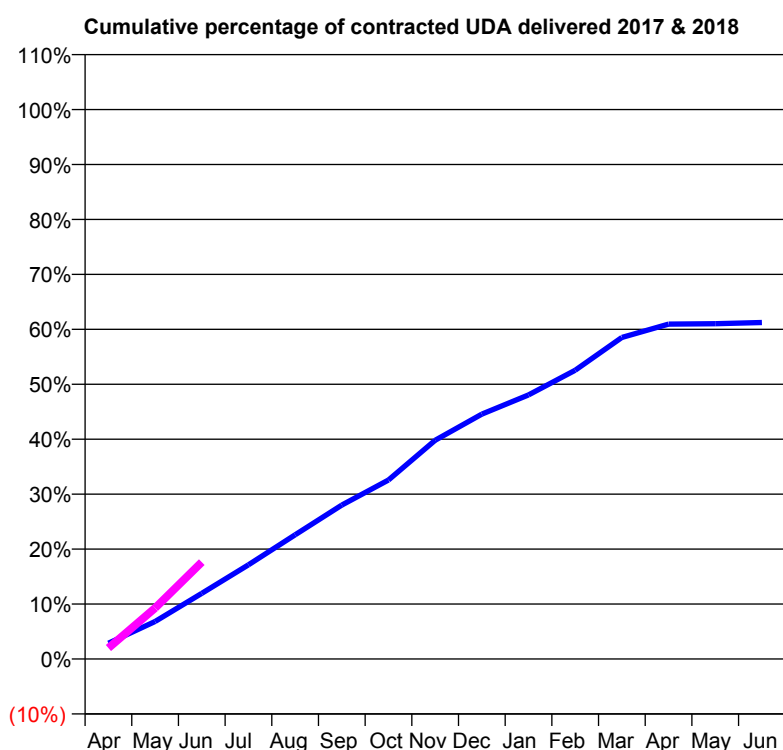
17/18 Contracted general activity (UDA)	800
Carry forward general activity (UDA)	0
17/18 Contracted orthodontic activity (UOA)	0
Carry forward orthodontic activity (UOA)	0
Baseline contract value	£17,186.37

ACCESS*

Patients seen in 24 months	Total	Change since previous quarter
Quarter ending June 2016	95	
Quarter ending September 2016	250	↑
Quarter ending December 2016	319	↑
Quarter ending March 2017	342	↑
Quarter ending June 2017	366	↑
Variance since June 2016	285.3%	↑



ACTIVITY



Adjusted Scheduled Activity (UDA)		
Month	2017	2018
April	37	16
May	89	74
June	155	141
July	222	
August	293	
September	364	
October	423	
November	517	
December	578	
January	624	
February	682	
March	760	
April	791	
May	792	
June	795	

QUALITY

	Quantity	Base Number	Contract	AT	Region	England
% of FP17s for the same patient ID Re-attending within 3 months - Children	9	81	11.1%	10.2%	11.6%	12.0%
% of FP17s for the same patient ID Re-attending within 3 months - Adults	3	41	7.3%	14.6%	15.9%	16.0%
% of FP17s for the same patient ID Re-attending between 3 & 9 months - Children	55	81	67.9%	59.5%	60.4%	58.0%
% of FP17s for the same patient ID Re-attending between 3 & 9 months - Adults	20	41	48.8%	51.5%	52.3%	50.9%
% of FP17s for Band 1 Urgent Courses	5	97	5.2%	10.3%	9.5%	9.1%
% of FP17s Relating to Free Repair or Replacements	0	97	0.0%	0.8%	0.7%	0.8%
% of FP17s Relating to Continuations	1	97	1.0%	1.2%	1.0%	1.1%
% of Patients satisfied with the dentistry they have received	0	1	N/A	91.8%	91.9%	91.7%
% of Patients satisfied with the time they had to wait for an appointment	0	1	N/A	87.0%	88.0%	88.0%

* This is based on patients treated on this contract for their most recent course of treatment. Figures in italics indicate the base number of FP17s or Patient Questionnaire responses are less than 100. N/A is shown where the base number of responses is less than 10 during the period. % is calculated as Quantity/Base number*100

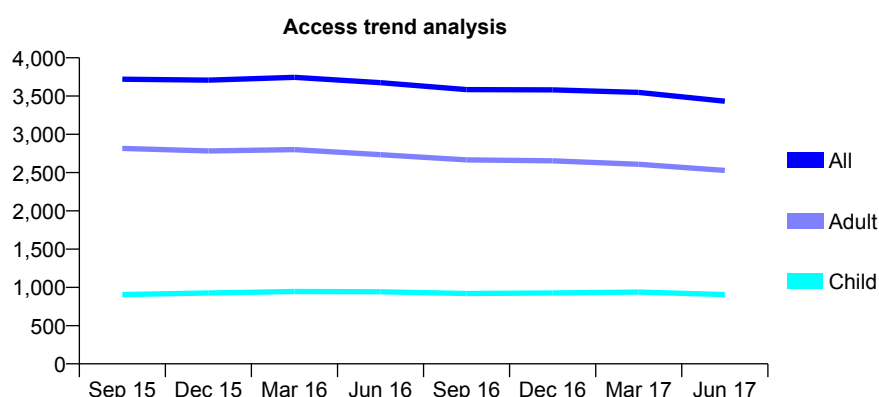
Q66 - Vital Signs At a Glance Contract Report for 124362/0001 - June 2017

Name or company name	Dental Dimensions
Contract type name	GDS Contract
Purpose of contract	General
Contract start date	01/02/2009
Contract end date	

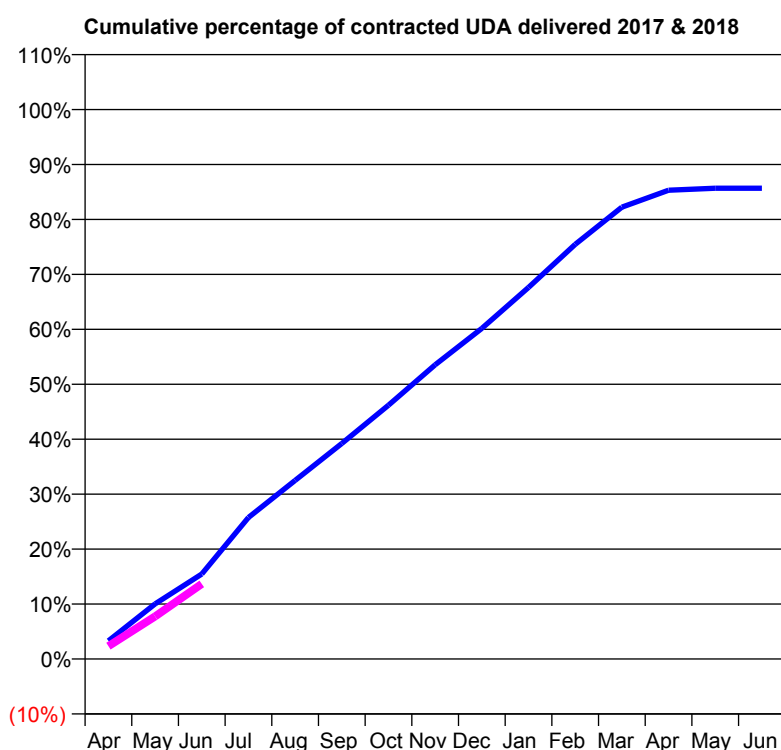
17/18 Contracted general activity (UDA)	15,000
Carry forward general activity (UDA)	0
17/18 Contracted orthodontic activity (UOA)	0
Carry forward orthodontic activity (UOA)	0
Baseline contract value	£354,665.07

ACCESS*

Patients seen in 24 months	Total	Change since previous quarter
Quarter ending June 2016	3,675	
Quarter ending September 2016	3,585	↓
Quarter ending December 2016	3,580	→
Quarter ending March 2017	3,547	→
Quarter ending June 2017	3,433	↓
Variance since June 2016	(6.6%)	↓



ACTIVITY



Adjusted Scheduled Activity (UDA)		
Month	2017	2018
April	498	352
May	1,504	1,163
June	2,320	2,050
July	3,865	
August	4,876	
September	5,884	
October	6,928	
November	8,032	
December	9,027	
January	10,142	
February	11,320	
March	12,335	
April	12,795	
May	12,852	
June	12,851	

QUALITY

	Quantity	Base Number	Contract	AT	Region	England
% of FP17s for the same patient ID Re-attending within 3 months - Children	27	263	10.3%	10.2%	11.6%	12.0%
% of FP17s for the same patient ID Re-attending within 3 months - Adults	162	727	22.3%	14.6%	15.9%	16.0%
% of FP17s for the same patient ID Re-attending between 3 & 9 months - Children	174	263	66.2%	59.5%	60.4%	58.0%
% of FP17s for the same patient ID Re-attending between 3 & 9 months - Adults	416	727	57.2%	51.5%	52.3%	50.9%
% of FP17s for Band 1 Urgent Courses	68	836	8.1%	10.3%	9.5%	9.1%
% of FP17s Relating to Free Repair or Replacements	2	836	0.2%	0.8%	0.7%	0.8%
% of FP17s Relating to Continuations	41	836	4.9%	1.2%	1.0%	1.1%
% of Patients satisfied with the dentistry they have received	11	12	91.7%	91.8%	91.9%	91.7%
% of Patients satisfied with the time they had to wait for an appointment	10	12	83.3%	87.0%	88.0%	88.0%

* This is based on patients treated on this contract for their most recent course of treatment. Figures in italics indicate the base number of FP17s or Patient Questionnaire responses are less than 100. N/A is shown where the base number of responses is less than 10 during the period. % is calculated as Quantity/Base number*100

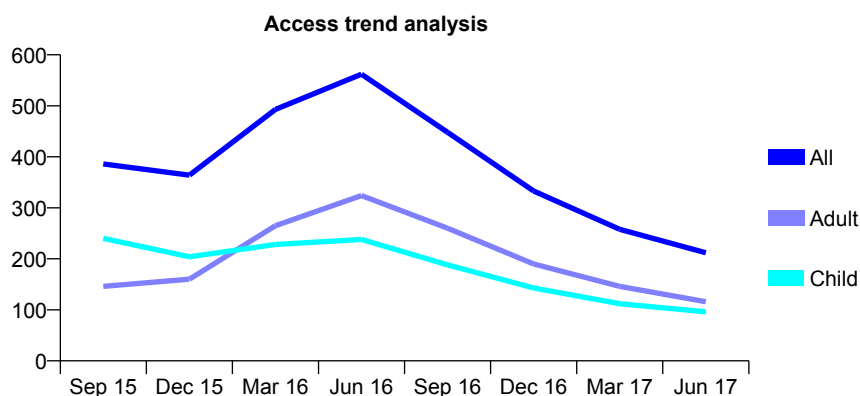
Q66 - Vital Signs At a Glance Contract Report for 125776/0009 - June 2017

Name or company name	Apex Dental Care Ltd
Contract type name	GDS Contract
Purpose of contract	General
Contract start date	01/08/2010
Contract end date	

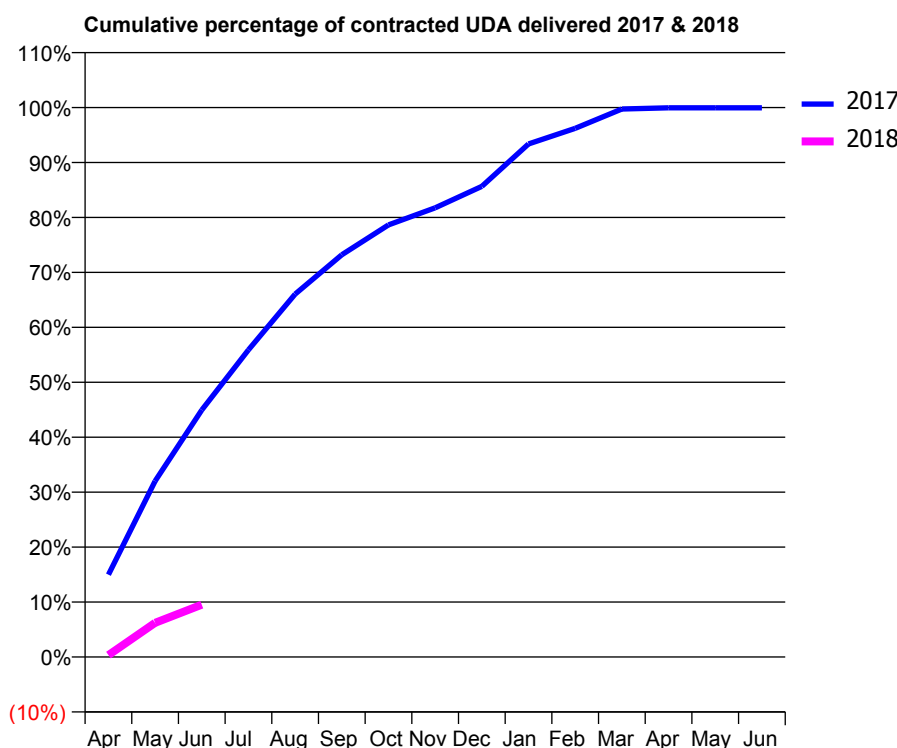
17/18 Contracted general activity (UDA)	882
Carry forward general activity (UDA)	0
17/18 Contracted orthodontic activity (UOA)	0
Carry forward orthodontic activity (UOA)	0
Baseline contract value	£20,647.20

ACCESS*

Patients seen in 24 months	Total	Change since previous quarter
Quarter ending June 2016	562	
Quarter ending September 2016	448	↓
Quarter ending December 2016	333	↓
Quarter ending March 2017	258	↓
Quarter ending June 2017	212	↓
Variance since June 2016	(62.3%)	↓



ACTIVITY



Month	Adjusted Scheduled Activity (UDA)	
	2017	2018
April	132	3
May	282	55
June	397	84
July	493	
August	582	
September	646	
October	694	
November	721	
December	755	
January	824	
February	849	
March	880	
April	882	
May	882	
June	882	

QUALITY

	Quantity	Base Number	Contract	AT	Region	England
% of FP17s for the same patient ID Re-attending within 3 months - Children	2	35	5.7%	10.2%	11.6%	12.0%
% of FP17s for the same patient ID Re-attending within 3 months - Adults	5	22	22.7%	14.6%	15.9%	16.0%
% of FP17s for the same patient ID Re-attending between 3 & 9 months - Children	32	35	91.4%	59.5%	60.4%	58.0%
% of FP17s for the same patient ID Re-attending between 3 & 9 months - Adults	14	22	63.6%	51.5%	52.3%	50.9%
% of FP17s for Band 1 Urgent Courses	0	55	0.0%	10.3%	9.5%	9.1%
% of FP17s Relating to Free Repair or Replacements	0	55	0.0%	0.8%	0.7%	0.8%
% of FP17s Relating to Continuations	3	55	5.5%	1.2%	1.0%	1.1%
% of Patients satisfied with the dentistry they have received	0	0	N/A	91.8%	91.9%	91.7%
% of Patients satisfied with the time they had to wait for an appointment	0	0	N/A	87.0%	88.0%	88.0%

* This is based on patients treated on this contract for their most recent course of treatment. Figures in italics indicate the base number of FP17s or Patient Questionnaire responses are less than 100. N/A is shown where the base number of responses is less than 10 during the period. % is calculated as Quantity/Base number*100

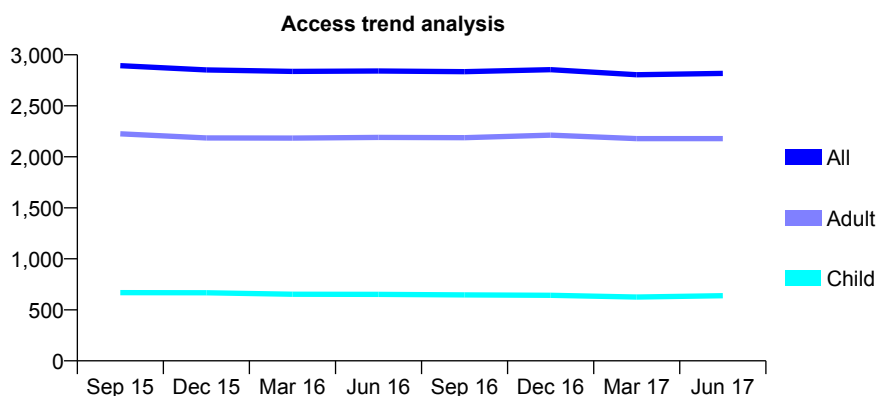
Q66 - Vital Signs At a Glance Contract Report for 126713/0001 - June 2017

Name or company name	CASTLE HILL DENTAL PRACTICE LIMITE
Contract type name	GDS Contract
Purpose of contract	General
Contract start date	01/04/2011
Contract end date	

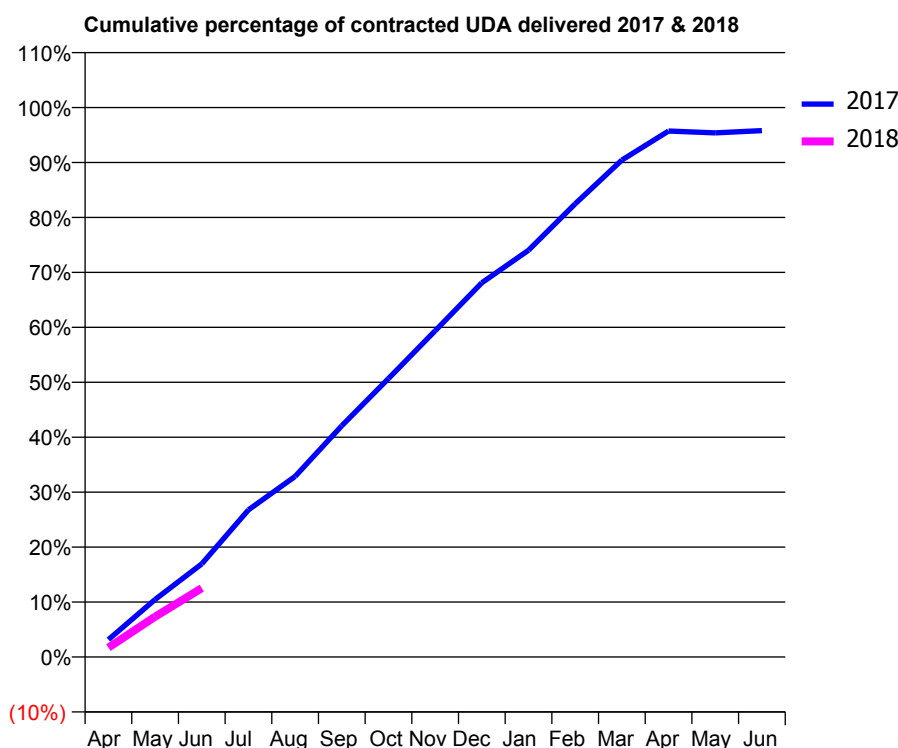
17/18 Contracted general activity (UDA)	10,118
Carry forward general activity (UDA)	0
17/18 Contracted orthodontic activity (UOA)	0
Carry forward orthodontic activity (UOA)	0
Baseline contract value	£267,822.49

ACCESS*

Patients seen in 24 months	Total	Change since previous quarter
Quarter ending June 2016	2,841	
Quarter ending September 2016	2,835	→
Quarter ending December 2016	2,854	→
Quarter ending March 2017	2,804	↓
Quarter ending June 2017	2,818	→
Variance since June 2016	(0.8%)	→



ACTIVITY



Adjusted Scheduled Activity (UDA)		
Month	2017	2018
April	248	173
May	820	743
June	1,325	1,267
July	2,095	
August	2,572	
September	3,293	
October	3,965	
November	4,645	
December	5,329	
January	5,791	
February	6,452	
March	7,074	
April	7,488	
May	7,463	
June	7,494	

QUALITY

	Quantity	Base Number	Contract	AT	Region	England
% of FP17s for the same patient ID Re-attending within 3 months - Children	7	227	3.1%	10.2%	11.6%	12.0%
% of FP17s for the same patient ID Re-attending within 3 months - Adults	51	661	7.7%	14.6%	15.9%	16.0%
% of FP17s for the same patient ID Re-attending between 3 & 9 months - Children	146	227	64.3%	59.5%	60.4%	58.0%
% of FP17s for the same patient ID Re-attending between 3 & 9 months - Adults	365	661	55.2%	51.5%	52.3%	50.9%
% of FP17s for Band 1 Urgent Courses	26	703	3.7%	10.3%	9.5%	9.1%
% of FP17s Relating to Free Repair or Replacements	0	703	0.0%	0.8%	0.7%	0.8%
% of FP17s Relating to Continuations	4	703	0.6%	1.2%	1.0%	1.1%
% of Patients satisfied with the dentistry they have received	10	10	100.0%	91.8%	91.9%	91.7%
% of Patients satisfied with the time they had to wait for an appointment	7	10	70.0%	87.0%	88.0%	88.0%

* This is based on patients treated on this contract for their most recent course of treatment. Figures in italics indicate the base number of FP17s or Patient Questionnaire responses are less than 100. N/A is shown where the base number of responses is less than 10 during the period. % is calculated as Quantity/Base number*100

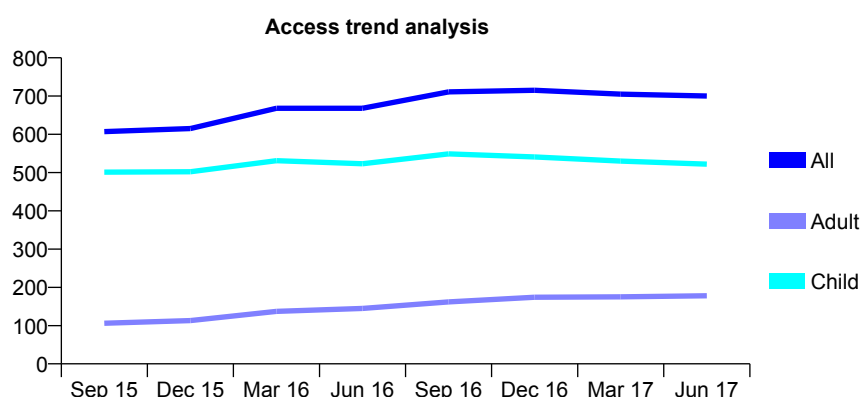
Q66 - Vital Signs At a Glance Contract Report for 127310/0001 - June 2017

Name or company name	Green Room Dentistry
Contract type name	GDS Contract
Purpose of contract	General
Contract start date	01/01/2015
Contract end date	

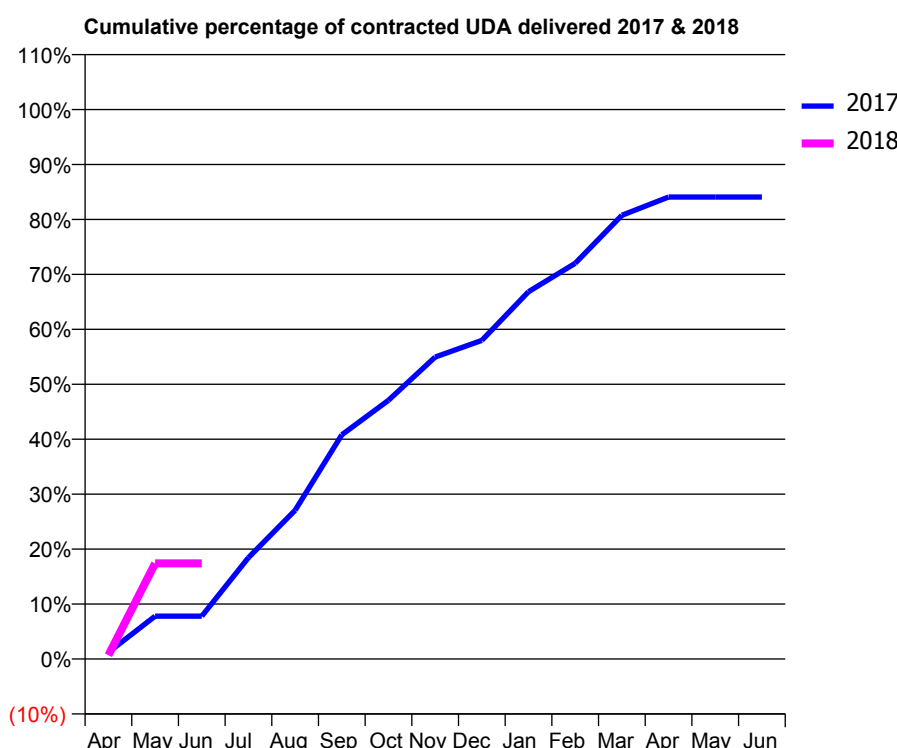
17/18 Contracted general activity (UDA)	1,718
Carry forward general activity (UDA)	0
17/18 Contracted orthodontic activity (UOA)	0
Carry forward orthodontic activity (UOA)	0
Baseline contract value	£44,589.30

ACCESS*

Patients seen in 24 months	Total	Change since previous quarter
Quarter ending June 2016	668	
Quarter ending September 2016	711	↑
Quarter ending December 2016	715	→
Quarter ending March 2017	705	↓
Quarter ending June 2017	700	→
Variance since June 2016	4.8%	↑



ACTIVITY



Adjusted Scheduled Activity (UDA)		
Month	2017	2018
April	21	12
May	134	299
June	134	299
July	317	
August	465	
September	701	
October	809	
November	944	
December	996	
January	1,148	
February	1,237	
March	1,387	
April	1,444	
May	1,444	
June	1,444	

QUALITY

	Quantity	Base Number	Contract	AT	Region	England
% of FP17s for the same patient ID Re-attending within 3 months - Children	8	209	3.8%	10.2%	11.6%	12.0%
% of FP17s for the same patient ID Re-attending within 3 months - Adults	0	38	0.0%	14.6%	15.9%	16.0%
% of FP17s for the same patient ID Re-attending between 3 & 9 months - Children	166	209	79.4%	59.5%	60.4%	58.0%
% of FP17s for the same patient ID Re-attending between 3 & 9 months - Adults	27	38	71.1%	51.5%	52.3%	50.9%
% of FP17s for Band 1 Urgent Courses	0	215	0.0%	10.3%	9.5%	9.1%
% of FP17s Relating to Free Repair or Replacements	0	215	0.0%	0.8%	0.7%	0.8%
% of FP17s Relating to Continuations	0	215	0.0%	1.2%	1.0%	1.1%
% of Patients satisfied with the dentistry they have received	1	1	N/A	91.8%	91.9%	91.7%
% of Patients satisfied with the time they had to wait for an appointment	1	1	N/A	87.0%	88.0%	88.0%

* This is based on patients treated on this contract for their most recent course of treatment. Figures in italics indicate the base number of FP17s or Patient Questionnaire responses are less than 100. N/A is shown where the base number of responses is less than 10 during the period. % is calculated as Quantity/Base number*100

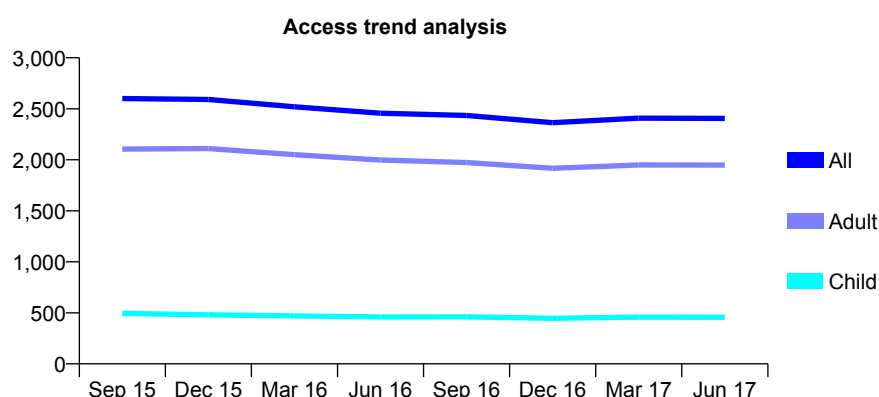
Q66 - Vital Signs At a Glance Contract Report for 127329/0001 - June 2017

Name or company name	Diplomat Devon Ltd
Contract type name	GDS Contract
Purpose of contract	General
Contract start date	06/12/2010
Contract end date	

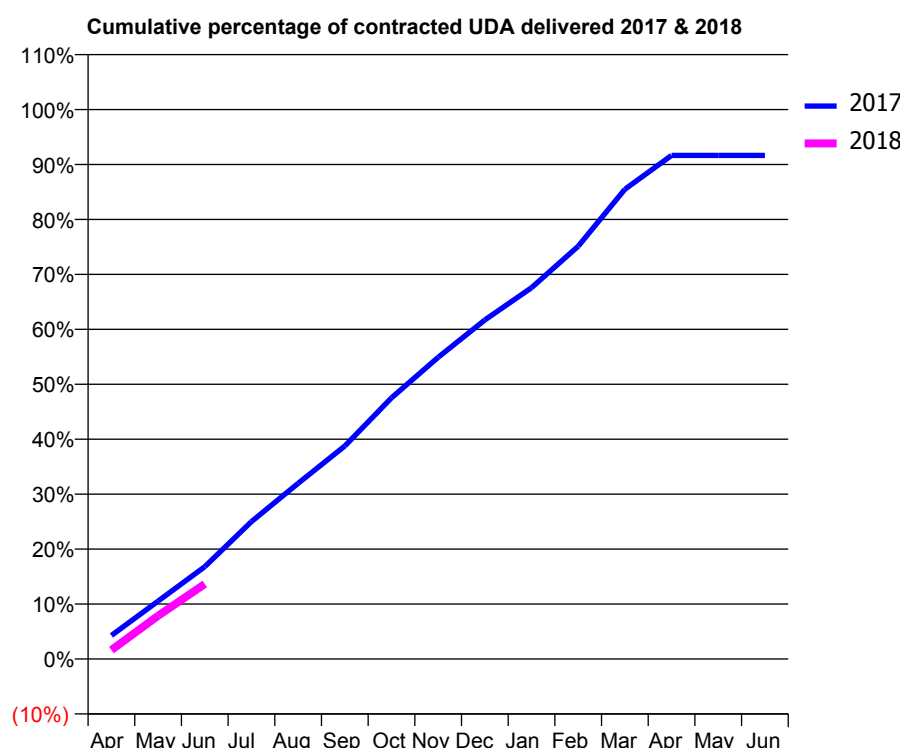
17/18 Contracted general activity (UDA)	9,000
Carry forward general activity (UDA)	0
17/18 Contracted orthodontic activity (UOA)	0
Carry forward orthodontic activity (UOA)	0
Baseline contract value	£229,591.19

ACCESS*

Patients seen in 24 months	Total	Change since previous quarter
Quarter ending June 2016	2,457	
Quarter ending September 2016	2,434	→
Quarter ending December 2016	2,364	↓
Quarter ending March 2017	2,408	→
Quarter ending June 2017	2,406	→
Variance since June 2016	(2.1%)	↓



ACTIVITY



Adjusted Scheduled Activity (UDA)		
Month	2017	2018
April	385	147
May	948	709
June	1,513	1,230
July	2,250	
August	2,877	
September	3,488	
October	4,278	
November	4,941	
December	5,553	
January	6,081	
February	6,760	
March	7,692	
April	8,248	
May	8,248	
June	8,248	

QUALITY

	Quantity	Base Number	Contract	AT	Region	England
% of FP17s for the same patient ID Re-attending within 3 months - Children	14	165	8.5%	10.2%	11.6%	12.0%
% of FP17s for the same patient ID Re-attending within 3 months - Adults	116	725	16.0%	14.6%	15.9%	16.0%
% of FP17s for the same patient ID Re-attending between 3 & 9 months - Children	100	165	60.6%	59.5%	60.4%	58.0%
% of FP17s for the same patient ID Re-attending between 3 & 9 months - Adults	442	725	61.0%	51.5%	52.3%	50.9%
% of FP17s for Band 1 Urgent Courses	73	714	10.2%	10.3%	9.5%	9.1%
% of FP17s Relating to Free Repair or Replacements	1	714	0.1%	0.8%	0.7%	0.8%
% of FP17s Relating to Continuations	8	714	1.1%	1.2%	1.0%	1.1%
% of Patients satisfied with the dentistry they have received	12	13	92.3%	91.8%	91.9%	91.7%
% of Patients satisfied with the time they had to wait for an appointment	13	13	100.0%	87.0%	88.0%	88.0%

* This is based on patients treated on this contract for their most recent course of treatment. Figures in italics indicate the base number of FP17s or Patient Questionnaire responses are less than 100. N/A is shown where the base number of responses is less than 10 during the period. % is calculated as Quantity/Base number*100

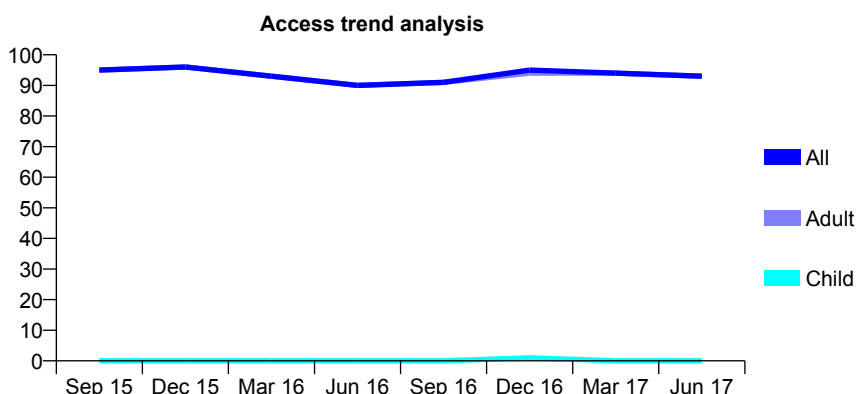
Q66 - Vital Signs At a Glance Contract Report for 127329/0002 - June 2017

Name or company name	Diplomat Devon Ltd
Contract type name	PDS Contract
Purpose of contract	General
Contract start date	01/10/2013
Contract end date	31/03/2022

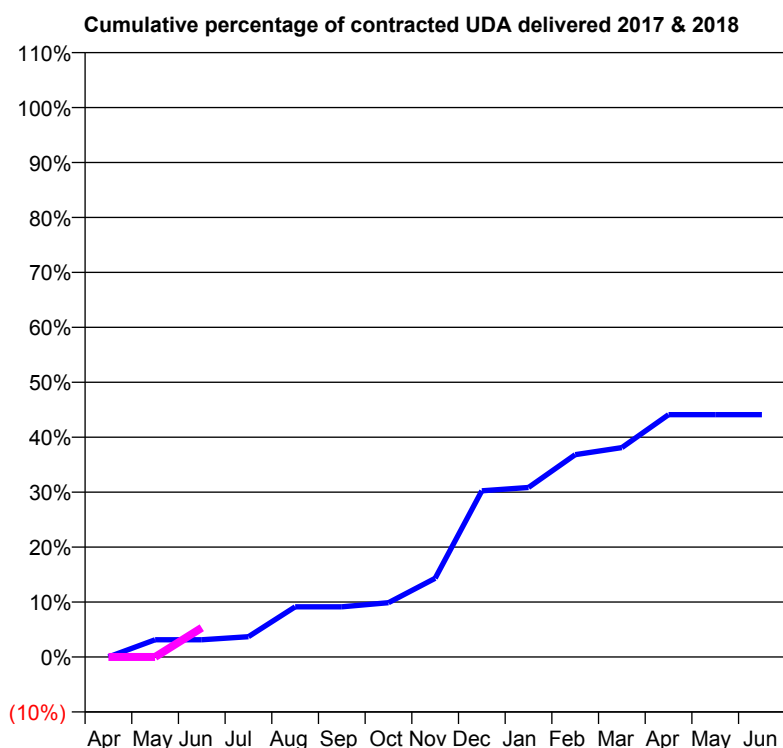
17/18 Contracted general activity (UDA)	540
Carry forward general activity (UDA)	0
17/18 Contracted orthodontic activity (UOA)	0
Carry forward orthodontic activity (UOA)	0
Baseline contract value	£15,500.00

ACCESS*

Patients seen in 24 months	Total	Change since previous quarter
Quarter ending June 2016	90	
Quarter ending September 2016	91	→
Quarter ending December 2016	95	↑
Quarter ending March 2017	94	↓
Quarter ending June 2017	93	↓
Variance since June 2016	3.3%	↑



ACTIVITY



Month	Adjusted Scheduled Activity (UDA)	
	2017	2018
April	0	0
May	17	0
June	17	29
July	20	
August	49	
September	49	
October	53	
November	77	
December	163	
January	167	
February	199	
March	206	
April	238	
May	238	
June	238	

QUALITY

	Quantity	Base Number	Contract	AT	Region	England
% of FP17s for the same patient ID Re-attending within 3 months - Children	0	0	N/A	10.2%	11.6%	12.0%
% of FP17s for the same patient ID Re-attending within 3 months - Adults	5	32	15.6%	14.6%	15.9%	16.0%
% of FP17s for the same patient ID Re-attending between 3 & 9 months - Children	0	0	N/A	59.5%	60.4%	58.0%
% of FP17s for the same patient ID Re-attending between 3 & 9 months - Adults	11	32	34.4%	51.5%	52.3%	50.9%
% of FP17s for Band 1 Urgent Courses	4	14	28.6%	10.3%	9.5%	9.1%
% of FP17s Relating to Free Repair or Replacements	0	14	0.0%	0.8%	0.7%	0.8%
% of FP17s Relating to Continuations	0	14	0.0%	1.2%	1.0%	1.1%
% of Patients satisfied with the dentistry they have received	0	0	N/A	91.8%	91.9%	91.7%
% of Patients satisfied with the time they had to wait for an appointment	0	0	N/A	87.0%	88.0%	88.0%

* This is based on patients treated on this contract for their most recent course of treatment. Figures in italics indicate the base number of FP17s or Patient Questionnaire responses are less than 100. N/A is shown where the base number of responses is less than 10 during the period. % is calculated as Quantity/Base number*100

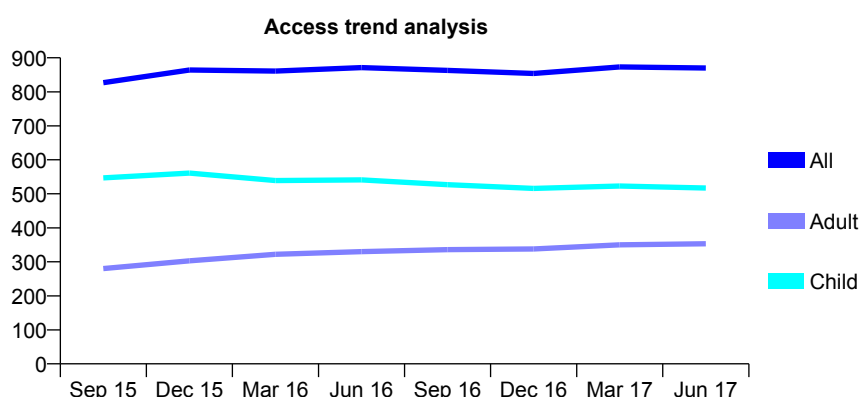
Q66 - Vital Signs At a Glance Contract Report for 127817/0001 - June 2017

Name or company name	Shiphay Dental & Torbay Implant Centre
Contract type name	GDS Contract
Purpose of contract	General
Contract start date	01/06/2014
Contract end date	

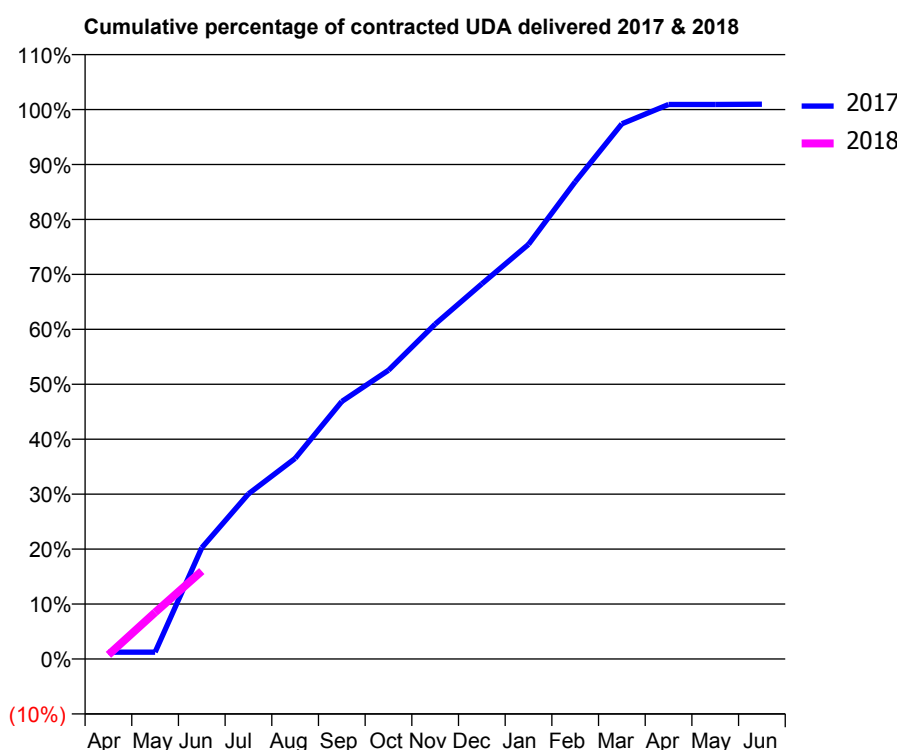
17/18 Contracted general activity (UDA)	2,000
Carry forward general activity (UDA)	0
17/18 Contracted orthodontic activity (UOA)	0
Carry forward orthodontic activity (UOA)	0
Baseline contract value	£46,388.64

ACCESS*

Patients seen in 24 months	Total	Change since previous quarter
Quarter ending June 2016	871	
Quarter ending September 2016	863	→
Quarter ending December 2016	854	↓
Quarter ending March 2017	873	↑
Quarter ending June 2017	870	→
Variance since June 2016	(0.1%)	→



ACTIVITY



Month	Adjusted Scheduled Activity (UDA)	
	2017	2018
April	25	15
May	25	170
June	405	320
July	601	
August	730	
September	938	
October	1,051	
November	1,219	
December	1,366	
January	1,509	
February	1,737	
March	1,948	
April	2,018	
May	2,018	
June	2,019	

QUALITY

	Quantity	Base Number	Contract	AT	Region	England
% of FP17s for the same patient ID Re-attending within 3 months - Children	10	198	5.1%	10.2%	11.6%	12.0%
% of FP17s for the same patient ID Re-attending within 3 months - Adults	7	87	8.0%	14.6%	15.9%	16.0%
% of FP17s for the same patient ID Re-attending between 3 & 9 months - Children	145	198	73.2%	59.5%	60.4%	58.0%
% of FP17s for the same patient ID Re-attending between 3 & 9 months - Adults	57	87	65.5%	51.5%	52.3%	50.9%
% of FP17s for Band 1 Urgent Courses	6	230	2.6%	10.3%	9.5%	9.1%
% of FP17s Relating to Free Repair or Replacements	0	230	0.0%	0.8%	0.7%	0.8%
% of FP17s Relating to Continuations	0	230	0.0%	1.2%	1.0%	1.1%
% of Patients satisfied with the dentistry they have received	1	1	N/A	91.8%	91.9%	91.7%
% of Patients satisfied with the time they had to wait for an appointment	1	1	N/A	87.0%	88.0%	88.0%

* This is based on patients treated on this contract for their most recent course of treatment. Figures in italics indicate the base number of FP17s or Patient Questionnaire responses are less than 100. N/A is shown where the base number of responses is less than 10 during the period. % is calculated as Quantity/Base number*100

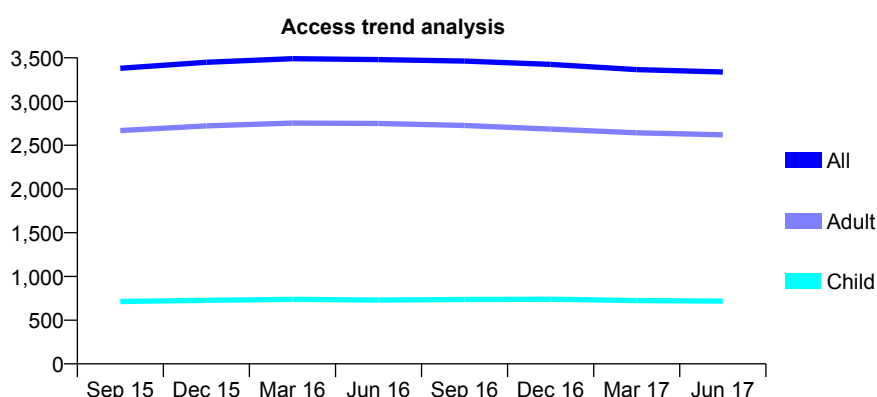
Q66 - Vital Signs At a Glance Contract Report for 129550/0001 - June 2017

Name or company name	Noahs Ark (Fowey) Ltd
Contract type name	Pilot Contract
Purpose of contract	General
Contract start date	01/09/2013
Contract end date	

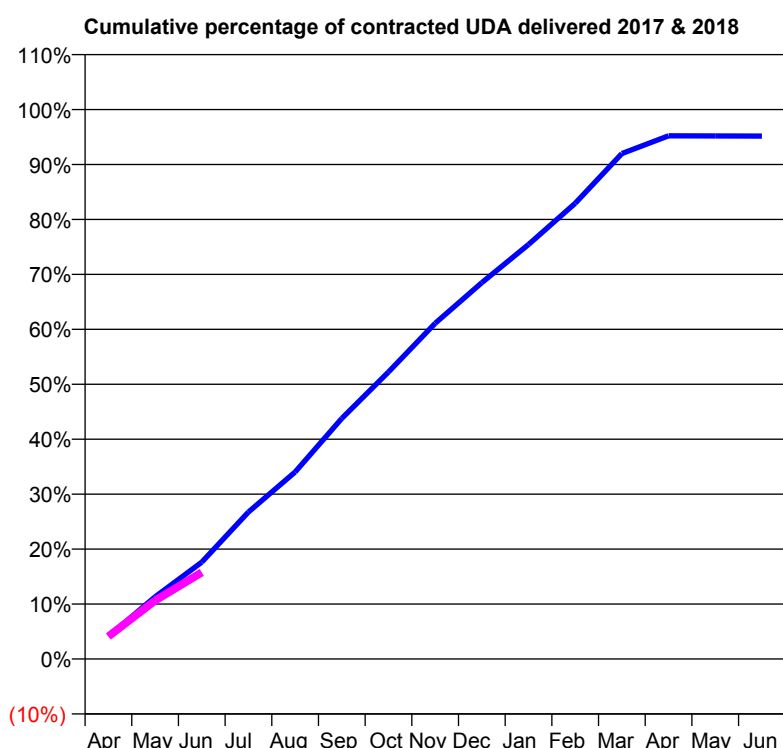
17/18 Contracted general activity (UDA)	8,983
Carry forward general activity (UDA)	0
17/18 Contracted orthodontic activity (UOA)	0
Carry forward orthodontic activity (UOA)	0
Baseline contract value	£238,607.16

ACCESS*

Patients seen in 24 months	Total	Change since previous quarter
Quarter ending June 2016	3,479	
Quarter ending September 2016	3,462	→
Quarter ending December 2016	3,424	↓
Quarter ending March 2017	3,365	↓
Quarter ending June 2017	3,338	→
Variance since June 2016	(4.1%)	↓



ACTIVITY



Adjusted Scheduled Activity (UDA)		
Month	2017	2018
April	373	369
May	1,017	955
June	1,584	1,415
July	2,402	
August	3,057	
September	3,933	
October	4,692	
November	5,487	
December	6,152	
January	6,776	
February	7,450	
March	8,263	
April	8,554	
May	8,551	
June	8,548	

QUALITY

	Quantity	Base Number	Contract	AT	Region	England
% of FP17s for the same patient ID Re-attending within 3 months - Children	14	245	5.7%	10.2%	11.6%	12.0%
% of FP17s for the same patient ID Re-attending within 3 months - Adults	92	687	13.4%	14.6%	15.9%	16.0%
% of FP17s for the same patient ID Re-attending between 3 & 9 months - Children	164	245	66.9%	59.5%	60.4%	58.0%
% of FP17s for the same patient ID Re-attending between 3 & 9 months - Adults	250	687	36.4%	51.5%	52.3%	50.9%
% of FP17s for Band 1 Urgent Courses	67	787	8.5%	10.3%	9.5%	9.1%
% of FP17s Relating to Free Repair or Replacements	10	787	1.3%	0.8%	0.7%	0.8%
% of FP17s Relating to Continuations	5	787	0.6%	1.2%	1.0%	1.1%
% of Patients satisfied with the dentistry they have received	3	3	N/A	91.8%	91.9%	91.7%
% of Patients satisfied with the time they had to wait for an appointment	3	3	N/A	87.0%	88.0%	88.0%

* This is based on patients treated on this contract for their most recent course of treatment. Figures in italics indicate the base number of FP17s or Patient Questionnaire responses are less than 100. N/A is shown where the base number of responses is less than 10 during the period. % is calculated as Quantity/Base number*100

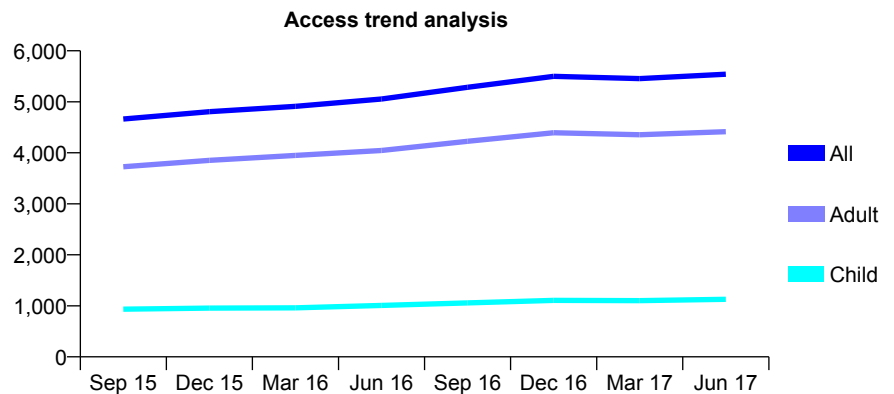
Q66 - Vital Signs At a Glance Contract Report for 129879/0001 - June 2017

Name or company name	Victoria Road Practice Ltd
Contract type name	GDS Contract
Purpose of contract	General
Contract start date	01/04/2009
Contract end date	

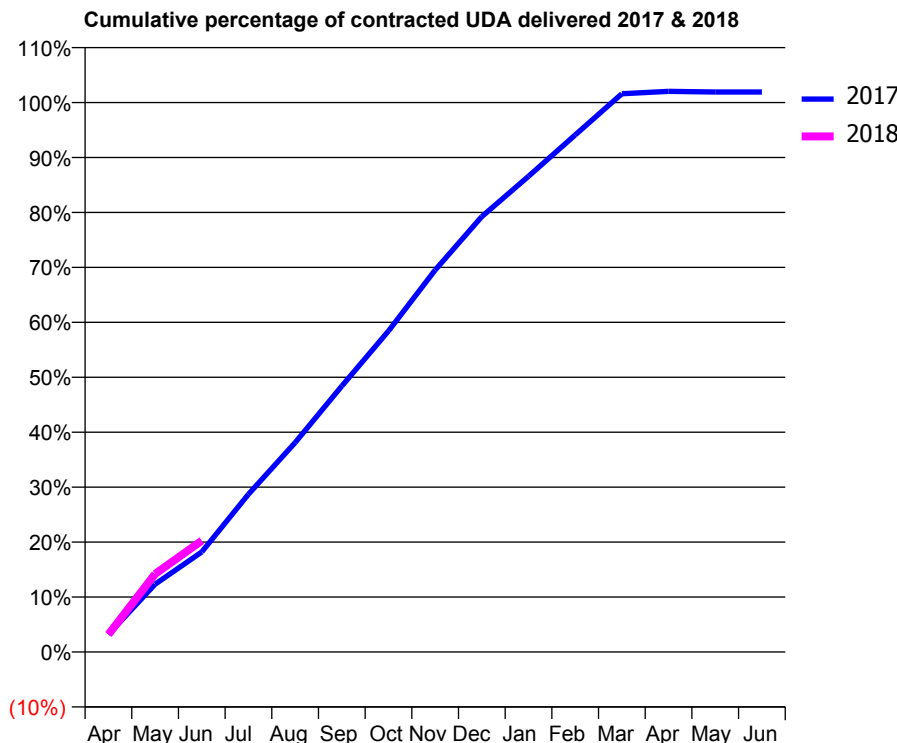
17/18 Contracted general activity (UDA)	16,642
Carry forward general activity (UDA)	0
17/18 Contracted orthodontic activity (UOA)	0
Carry forward orthodontic activity (UOA)	0
Baseline contract value	£439,673.87

ACCESS*

Patients seen in 24 months	Total	Change since previous quarter
Quarter ending June 2016	5,054	
Quarter ending September 2016	5,285	↑
Quarter ending December 2016	5,500	↑
Quarter ending March 2017	5,454	→
Quarter ending June 2017	5,542	→
Variance since June 2016	9.7%	↑



ACTIVITY



Adjusted Scheduled Activity (UDA)		
Month	2017	2018
April	529	530
May	2,053	2,365
June	3,031	3,375
July	4,778	
August	6,342	
September	8,054	
October	9,722	
November	11,569	
December	13,188	
January	14,406	
February	15,659	
March	16,908	
April	16,978	
May	16,960	
June	16,960	

QUALITY

	Quantity	Base Number	Contract	AT	Region	England
% of FP17s for the same patient ID Re-attending within 3 months - Children	32	381	8.4%	10.2%	11.6%	12.0%
% of FP17s for the same patient ID Re-attending within 3 months - Adults	193	1,395	13.8%	14.6%	15.9%	16.0%
% of FP17s for the same patient ID Re-attending between 3 & 9 months - Children	204	381	53.5%	59.5%	60.4%	58.0%
% of FP17s for the same patient ID Re-attending between 3 & 9 months - Adults	784	1,395	56.2%	51.5%	52.3%	50.9%
% of FP17s for Band 1 Urgent Courses	123	1,718	7.2%	10.3%	9.5%	9.1%
% of FP17s Relating to Free Repair or Replacements	36	1,718	2.1%	0.8%	0.7%	0.8%
% of FP17s Relating to Continuations	9	1,718	0.5%	1.2%	1.0%	1.1%
% of Patients satisfied with the dentistry they have received	17	18	94.4%	91.8%	91.9%	91.7%
% of Patients satisfied with the time they had to wait for an appointment	16	18	88.9%	87.0%	88.0%	88.0%

* This is based on patients treated on this contract for their most recent course of treatment. Figures in italics indicate the base number of FP17s or Patient Questionnaire responses are less than 100. N/A is shown where the base number of responses is less than 10 during the period. % is calculated as Quantity/Base number*100

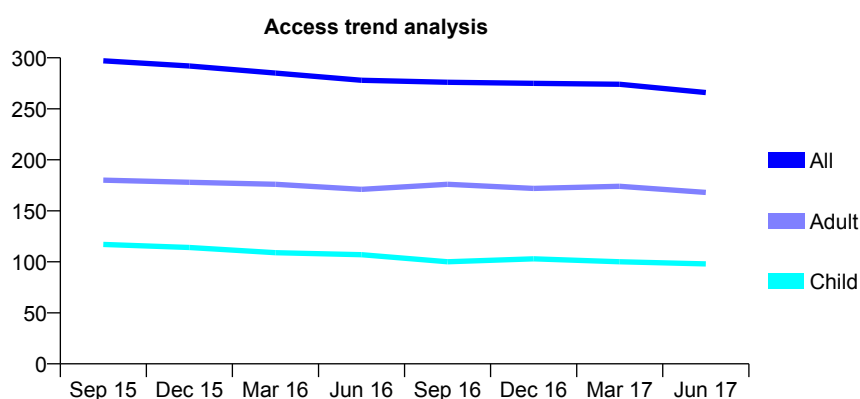
Q66 - Vital Signs At a Glance Contract Report for 130192/0001 - June 2017

Name or company name	Golds Place Dental Practice Ltd
Contract type name	GDS Contract
Purpose of contract	General
Contract start date	01/07/2010
Contract end date	

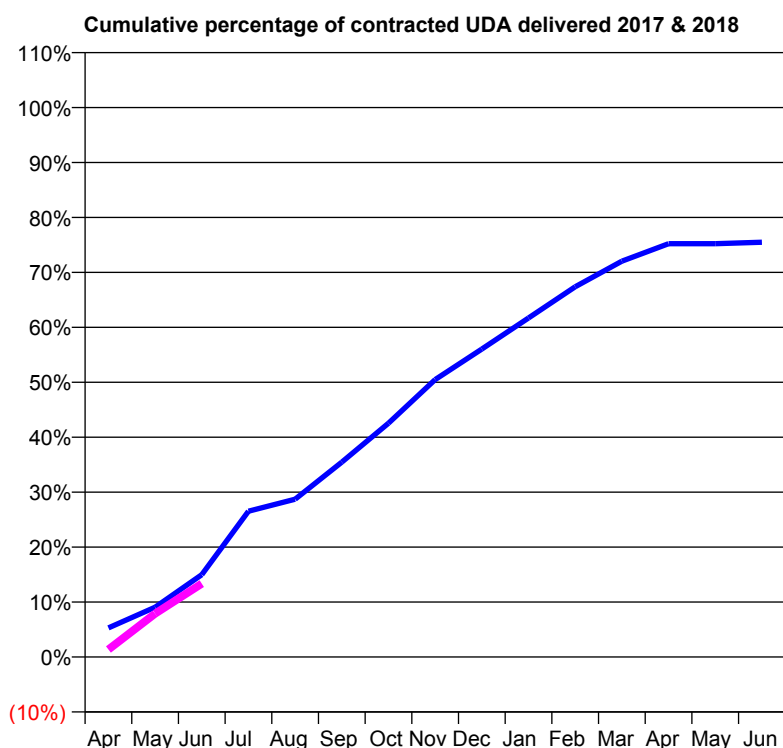
17/18 Contracted general activity (UDA)	1,100
Carry forward general activity (UDA)	0
17/18 Contracted orthodontic activity (UOA)	0
Carry forward orthodontic activity (UOA)	0
Baseline contract value	£24,658.78

ACCESS*

Patients seen in 24 months	Total	Change since previous quarter
Quarter ending June 2016	278	
Quarter ending September 2016	276	→
Quarter ending December 2016	275	→
Quarter ending March 2017	274	→
Quarter ending June 2017	266	↓
Variance since June 2016	(4.3%)	↓



ACTIVITY



Adjusted Scheduled Activity (UDA)		
Month	2017	2018
April	58	15
May	100	87
June	165	147
July	292	
August	316	
September	390	
October	468	
November	555	
December	617	
January	679	
February	741	
March	792	
April	827	
May	827	
June	830	

QUALITY

	Quantity	Base Number	Contract	AT	Region	England
% of FP17s for the same patient ID Re-attending within 3 months - Children	1	44	2.3%	10.2%	11.6%	12.0%
% of FP17s for the same patient ID Re-attending within 3 months - Adults	6	61	9.8%	14.6%	15.9%	16.0%
% of FP17s for the same patient ID Re-attending between 3 & 9 months - Children	31	44	70.5%	59.5%	60.4%	58.0%
% of FP17s for the same patient ID Re-attending between 3 & 9 months - Adults	47	61	77.0%	51.5%	52.3%	50.9%
% of FP17s for Band 1 Urgent Courses	0	84	0.0%	10.3%	9.5%	9.1%
% of FP17s Relating to Free Repair or Replacements	0	84	0.0%	0.8%	0.7%	0.8%
% of FP17s Relating to Continuations	1	84	1.2%	1.2%	1.0%	1.1%
% of Patients satisfied with the dentistry they have received	0	0	N/A	91.8%	91.9%	91.7%
% of Patients satisfied with the time they had to wait for an appointment	0	0	N/A	87.0%	88.0%	88.0%

* This is based on patients treated on this contract for their most recent course of treatment. Figures in italics indicate the base number of FP17s or Patient Questionnaire responses are less than 100. N/A is shown where the base number of responses is less than 10 during the period. % is calculated as Quantity/Base number*100

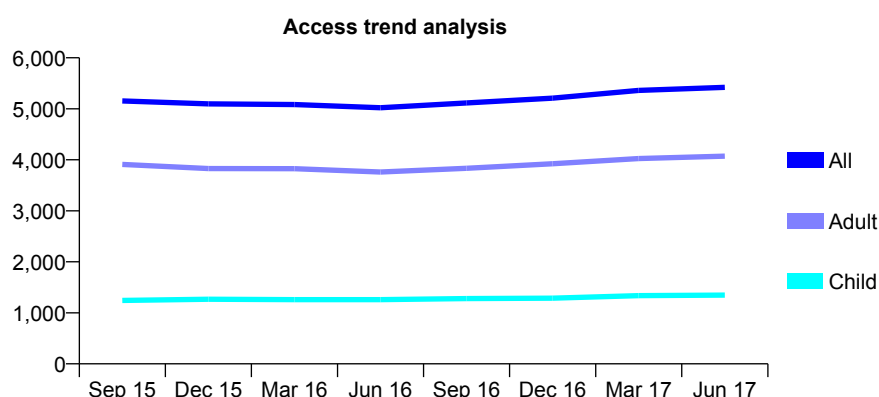
Q66 - Vital Signs At a Glance Contract Report for 132071/0001 - June 2017

Name or company name	Moor Dental Care Ltd
Contract type name	GDS Contract
Purpose of contract	General
Contract start date	01/12/2009
Contract end date	

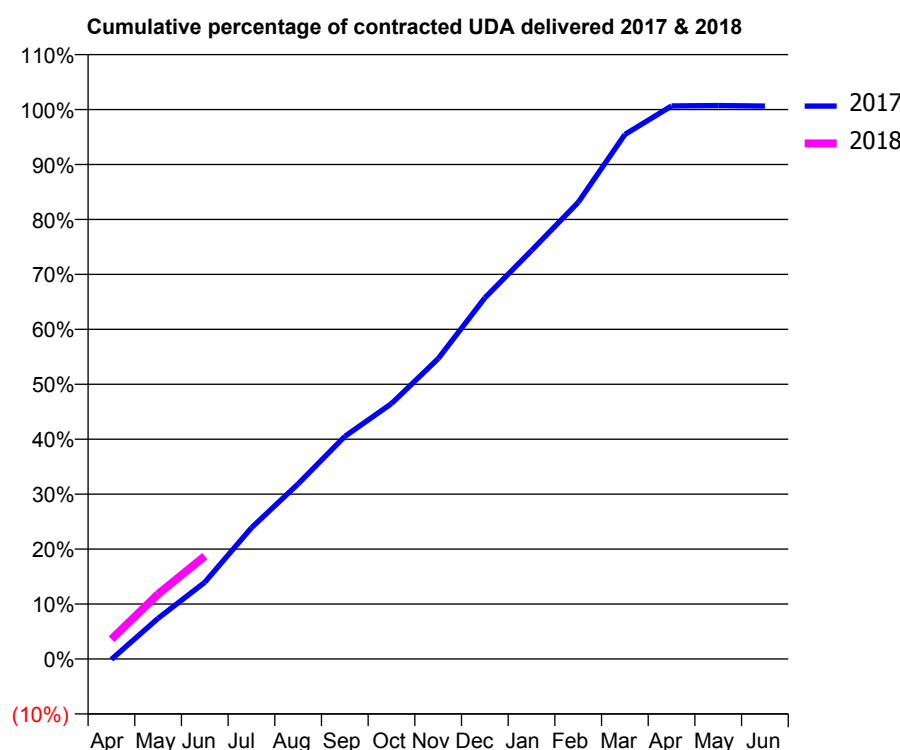
17/18 Contracted general activity (UDA)	16,000
Carry forward general activity (UDA)	0
17/18 Contracted orthodontic activity (UOA)	0
Carry forward orthodontic activity (UOA)	0
Baseline contract value	£425,913.68

ACCESS*

Patients seen in 24 months	Total	Change since previous quarter
Quarter ending June 2016	5,020	
Quarter ending September 2016	5,114	→
Quarter ending December 2016	5,210	→
Quarter ending March 2017	5,360	↑
Quarter ending June 2017	5,420	→
Variance since June 2016	8.0%	↑



ACTIVITY



Adjusted Scheduled Activity (UDA)		
Month	2017	2018
April	-15	576
May	1,186	1,891
June	2,233	2,996
July	3,821	
August	5,102	
September	6,483	
October	7,436	
November	8,746	
December	10,518	
January	11,895	
February	13,296	
March	15,272	
April	16,103	
May	16,114	
June	16,099	

QUALITY

	Quantity	Base Number	Contract	AT	Region	England
% of FP17s for the same patient ID Re-attending within 3 months - Children	40	459	8.7%	10.2%	11.6%	12.0%
% of FP17s for the same patient ID Re-attending within 3 months - Adults	229	1,394	16.4%	14.6%	15.9%	16.0%
% of FP17s for the same patient ID Re-attending between 3 & 9 months - Children	316	459	68.8%	59.5%	60.4%	58.0%
% of FP17s for the same patient ID Re-attending between 3 & 9 months - Adults	809	1,394	58.0%	51.5%	52.3%	50.9%
% of FP17s for Band 1 Urgent Courses	138	1,497	9.2%	10.3%	9.5%	9.1%
% of FP17s Relating to Free Repair or Replacements	38	1,497	2.5%	0.8%	0.7%	0.8%
% of FP17s Relating to Continuations	8	1,497	0.5%	1.2%	1.0%	1.1%
% of Patients satisfied with the dentistry they have received	22	23	95.7%	91.8%	91.9%	91.7%
% of Patients satisfied with the time they had to wait for an appointment	22	23	95.7%	87.0%	88.0%	88.0%

* This is based on patients treated on this contract for their most recent course of treatment. Figures in italics indicate the base number of FP17s or Patient Questionnaire responses are less than 100. N/A is shown where the base number of responses is less than 10 during the period. % is calculated as Quantity/Base number*100

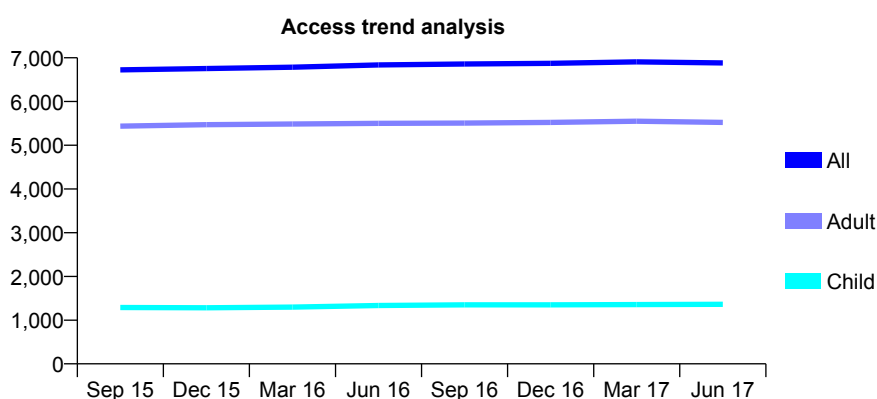
Q66 - Vital Signs At a Glance Contract Report for 132470/0001 - June 2017

Name or company name	Mr & Mrs Murgatroyd
Contract type name	GDS Contract
Purpose of contract	General
Contract start date	02/02/2013
Contract end date	

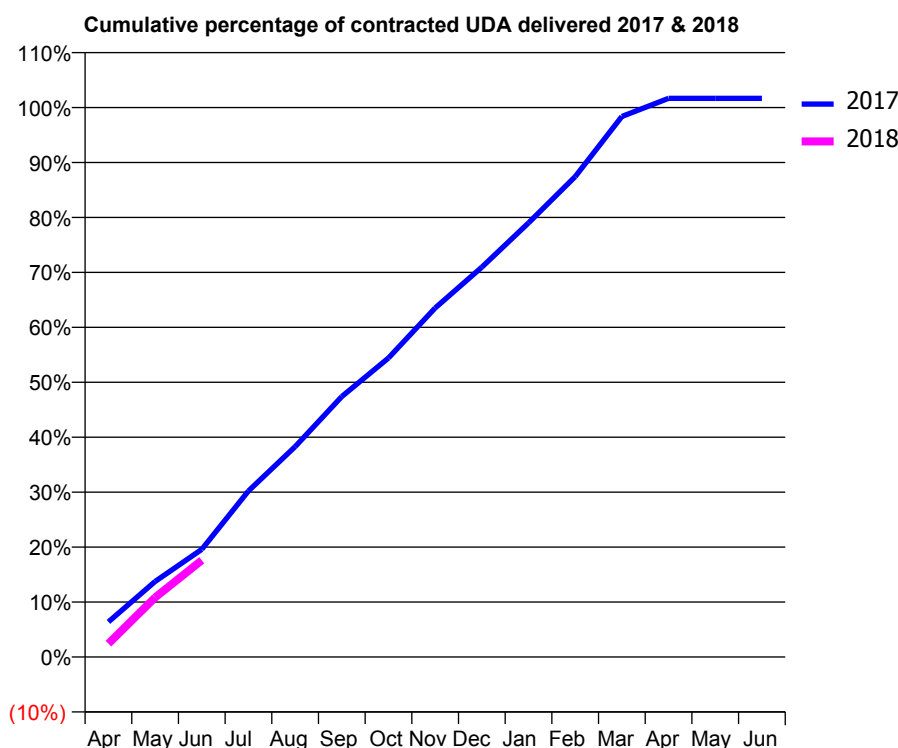
17/18 Contracted general activity (UDA)	17,152
Carry forward general activity (UDA)	0
17/18 Contracted orthodontic activity (UOA)	0
Carry forward orthodontic activity (UOA)	0
Baseline contract value	£450,926.94

ACCESS*

Patients seen in 24 months	Total	Change since previous quarter
Quarter ending June 2016	6,836	
Quarter ending September 2016	6,858	→
Quarter ending December 2016	6,874	→
Quarter ending March 2017	6,906	→
Quarter ending June 2017	6,882	→
Variance since June 2016	0.7%	→



ACTIVITY



Adjusted Scheduled Activity (UDA)		
Month	2017	2018
April	1,098	420
May	2,358	1,860
June	3,363	3,019
July	5,183	
August	6,568	
September	8,132	
October	9,333	
November	10,897	
December	12,169	
January	13,551	
February	14,996	
March	16,872	
April	17,437	
May	17,437	
June	17,437	

QUALITY

	Quantity	Base Number	Contract	AT	Region	England
% of FP17s for the same patient ID Re-attending within 3 months - Children	23	498	4.6%	10.2%	11.6%	12.0%
% of FP17s for the same patient ID Re-attending within 3 months - Adults	243	1,768	13.7%	14.6%	15.9%	16.0%
% of FP17s for the same patient ID Re-attending between 3 & 9 months - Children	384	498	77.1%	59.5%	60.4%	58.0%
% of FP17s for the same patient ID Re-attending between 3 & 9 months - Adults	953	1,768	53.9%	51.5%	52.3%	50.9%
% of FP17s for Band 1 Urgent Courses	132	1,684	7.8%	10.3%	9.5%	9.1%
% of FP17s Relating to Free Repair or Replacements	9	1,684	0.5%	0.8%	0.7%	0.8%
% of FP17s Relating to Continuations	21	1,684	1.2%	1.2%	1.0%	1.1%
% of Patients satisfied with the dentistry they have received	19	19	100.0%	91.8%	91.9%	91.7%
% of Patients satisfied with the time they had to wait for an appointment	18	19	94.7%	87.0%	88.0%	88.0%

* This is based on patients treated on this contract for their most recent course of treatment. Figures in italics indicate the base number of FP17s or Patient Questionnaire responses are less than 100. N/A is shown where the base number of responses is less than 10 during the period. % is calculated as Quantity/Base number*100

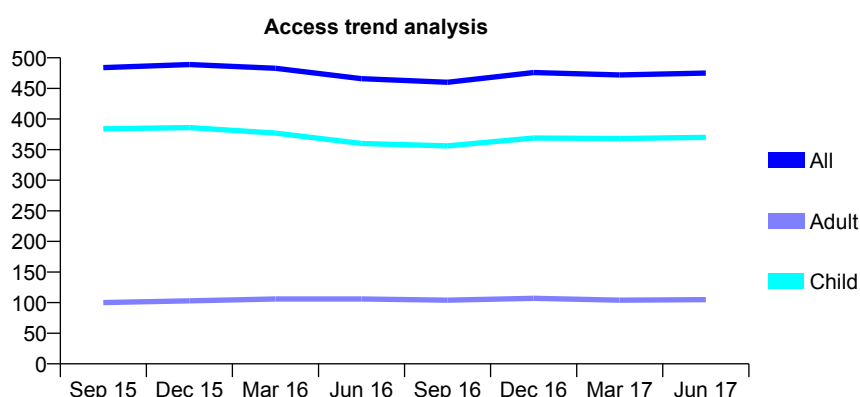
Q66 - Vital Signs At a Glance Contract Report for 134090/0001 - June 2017

Name or company name	Cherrybrook Dental Surgery
Contract type name	PDS Contract
Purpose of contract	General
Contract start date	01/09/2007
Contract end date	31/03/2019

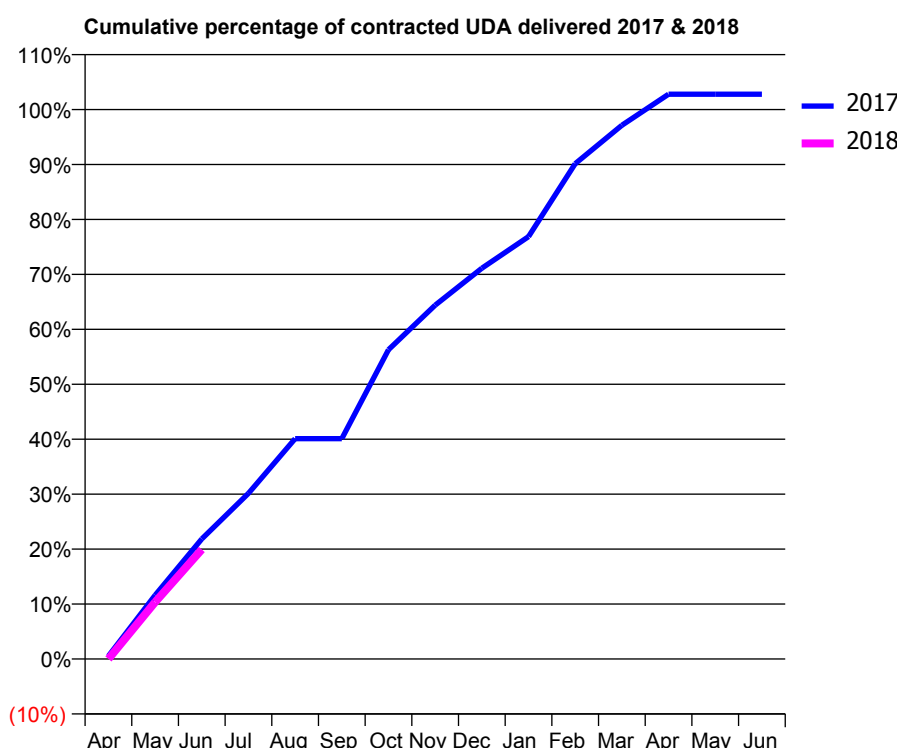
17/18 Contracted general activity (UDA)	1,087
Carry forward general activity (UDA)	0
17/18 Contracted orthodontic activity (UOA)	0
Carry forward orthodontic activity (UOA)	0
Baseline contract value	£27,845.73

ACCESS*

Patients seen in 24 months	Total	Change since previous quarter
Quarter ending June 2016	466	
Quarter ending September 2016	460	↓
Quarter ending December 2016	476	↑
Quarter ending March 2017	472	→
Quarter ending June 2017	475	→
Variance since June 2016	1.9%	→



ACTIVITY



Month	Adjusted Scheduled Activity (UDA)	
	2017	2018
April	6	0
May	126	112
June	238	217
July	328	
August	436	
September	436	
October	612	
November	700	
December	773	
January	836	
February	980	
March	1,056	
April	1,117	
May	1,117	
June	1,117	

QUALITY

	Quantity	Base Number	Contract	AT	Region	England
% of FP17s for the same patient ID Re-attending within 3 months - Children	7	157	4.5%	10.2%	11.6%	12.0%
% of FP17s for the same patient ID Re-attending within 3 months - Adults	2	20	10.0%	14.6%	15.9%	16.0%
% of FP17s for the same patient ID Re-attending between 3 & 9 months - Children	115	157	73.2%	59.5%	60.4%	58.0%
% of FP17s for the same patient ID Re-attending between 3 & 9 months - Adults	11	20	55.0%	51.5%	52.3%	50.9%
% of FP17s for Band 1 Urgent Courses	4	136	2.9%	10.3%	9.5%	9.1%
% of FP17s Relating to Free Repair or Replacements	0	136	0.0%	0.8%	0.7%	0.8%
% of FP17s Relating to Continuations	1	136	0.7%	1.2%	1.0%	1.1%
% of Patients satisfied with the dentistry they have received	1	1	N/A	91.8%	91.9%	91.7%
% of Patients satisfied with the time they had to wait for an appointment	1	1	N/A	87.0%	88.0%	88.0%

* This is based on patients treated on this contract for their most recent course of treatment. Figures in italics indicate the base number of FP17s or Patient Questionnaire responses are less than 100. N/A is shown where the base number of responses is less than 10 during the period. % is calculated as Quantity/Base number*100

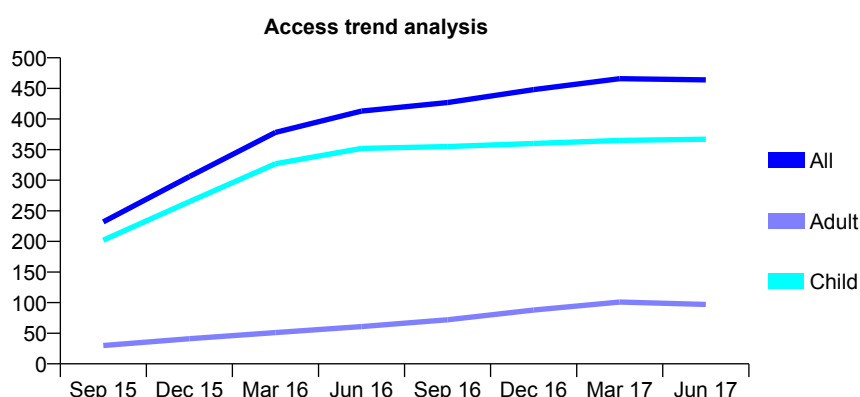
Q66 - Vital Signs At a Glance Contract Report for 135313/0001 - June 2017

Name or company name	Messer's Robinson, Wood and Bryant
Contract type name	GDS Contract
Purpose of contract	General
Contract start date	28/03/2015
Contract end date	

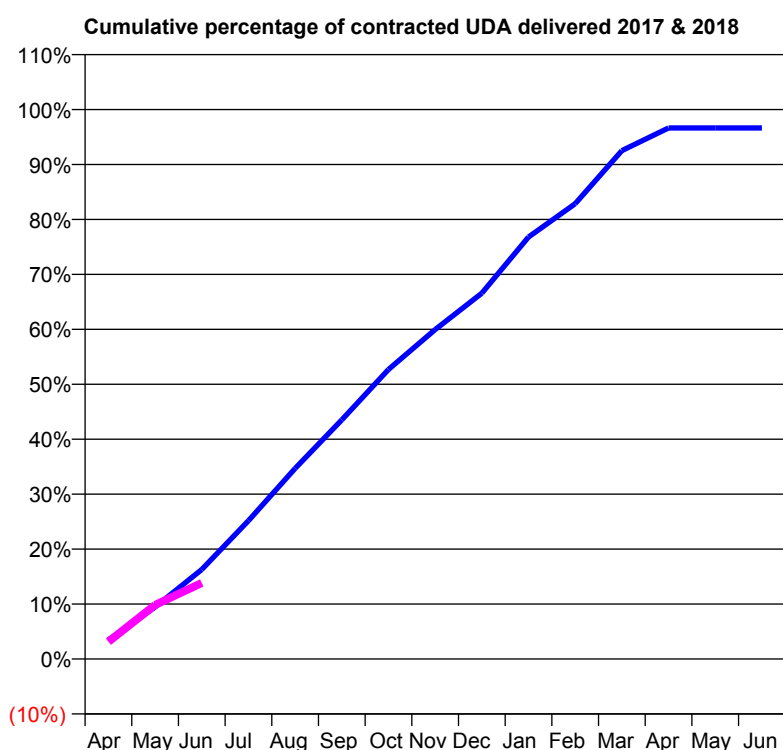
17/18 Contracted general activity (UDA)	799
Carry forward general activity (UDA)	0
17/18 Contracted orthodontic activity (UOA)	0
Carry forward orthodontic activity (UOA)	0
Baseline contract value	£18,372.50

ACCESS*

Patients seen in 24 months	Total	Change since previous quarter
Quarter ending June 2016	413	
Quarter ending September 2016	427	↑
Quarter ending December 2016	448	↑
Quarter ending March 2017	466	↑
Quarter ending June 2017	464	→
Variance since June 2016	12.3%	↑



ACTIVITY



Adjusted Scheduled Activity (UDA)		
Month	2017	2018
April	28	25
May	76	79
June	130	111
July	201	
August	277	
September	348	
October	421	
November	479	
December	532	
January	614	
February	662	
March	739	
April	772	
May	772	
June	772	

QUALITY

	Quantity	Base Number	Contract	AT	Region	England
% of FP17s for the same patient ID Re-attending within 3 months - Children	2	102	2.0%	10.2%	11.6%	12.0%
% of FP17s for the same patient ID Re-attending within 3 months - Adults	0	17	0.0%	14.6%	15.9%	16.0%
% of FP17s for the same patient ID Re-attending between 3 & 9 months - Children	58	102	56.9%	59.5%	60.4%	58.0%
% of FP17s for the same patient ID Re-attending between 3 & 9 months - Adults	5	17	29.4%	51.5%	52.3%	50.9%
% of FP17s for Band 1 Urgent Courses	3	96	3.1%	10.3%	9.5%	9.1%
% of FP17s Relating to Free Repair or Replacements	0	96	0.0%	0.8%	0.7%	0.8%
% of FP17s Relating to Continuations	0	96	0.0%	1.2%	1.0%	1.1%
% of Patients satisfied with the dentistry they have received	0	0	N/A	91.8%	91.9%	91.7%
% of Patients satisfied with the time they had to wait for an appointment	0	0	N/A	87.0%	88.0%	88.0%

* This is based on patients treated on this contract for their most recent course of treatment. Figures in italics indicate the base number of FP17s or Patient Questionnaire responses are less than 100. N/A is shown where the base number of responses is less than 10 during the period. % is calculated as Quantity/Base number*100

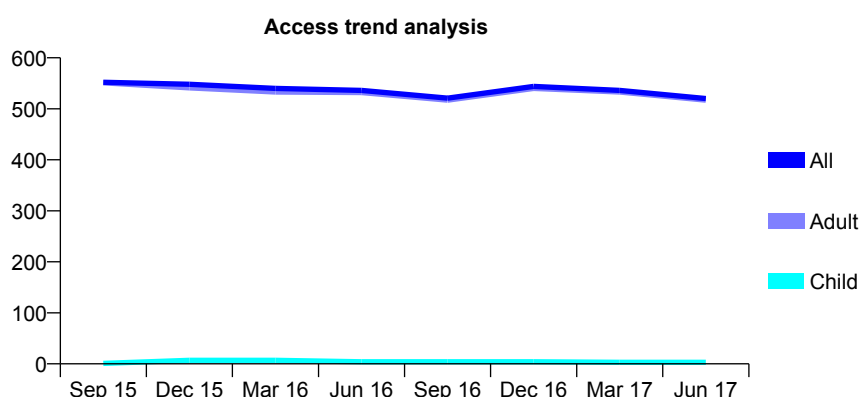
Q66 - Vital Signs At a Glance Contract Report for 135461/0001 - June 2017

Name or company name	The Visiting Dental Service Ltd
Contract type name	PDS Contract
Purpose of contract	General
Contract start date	01/04/2012
Contract end date	31/03/2019

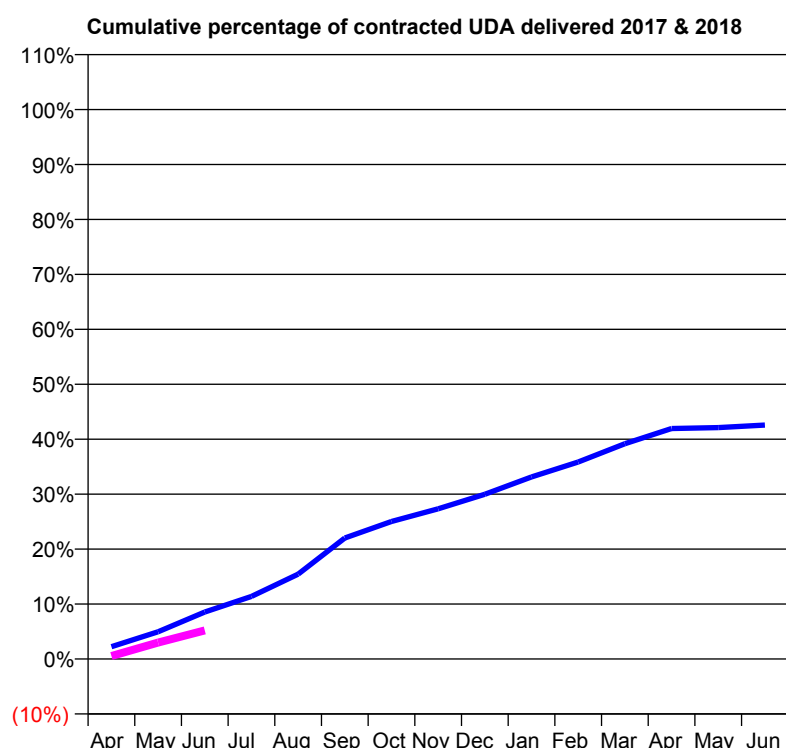
17/18 Contracted general activity (UDA)	2,500
Carry forward general activity (UDA)	0
17/18 Contracted orthodontic activity (UOA)	0
Carry forward orthodontic activity (UOA)	0
Baseline contract value	£164,489.00

ACCESS*

Patients seen in 24 months	Total	Change since previous quarter
Quarter ending June 2016	536	
Quarter ending September 2016	521	↓
Quarter ending December 2016	544	↑
Quarter ending March 2017	536	↓
Quarter ending June 2017	520	↓
Variance since June 2016	(3.0%)	↓



ACTIVITY



Adjusted Scheduled Activity (UDA)		
Month	2017	2018
April	56	13
May	124	75
June	214	130
July	285	
August	386	
September	551	
October	626	
November	683	
December	750	
January	828	
February	897	
March	979	
April	1,049	
May	1,053	
June	1,065	

QUALITY

	Quantity	Base Number	Contract	AT	Region	England
% of FP17s for the same patient ID Re-attending within 3 months - Children	0	0	N/A	10.2%	11.6%	12.0%
% of FP17s for the same patient ID Re-attending within 3 months - Adults	8	107	7.5%	14.6%	15.9%	16.0%
% of FP17s for the same patient ID Re-attending between 3 & 9 months - Children	0	0	N/A	59.5%	60.4%	58.0%
% of FP17s for the same patient ID Re-attending between 3 & 9 months - Adults	43	107	40.2%	51.5%	52.3%	50.9%
% of FP17s for Band 1 Urgent Courses	6	81	7.4%	10.3%	9.5%	9.1%
% of FP17s Relating to Free Repair or Replacements	0	81	0.0%	0.8%	0.7%	0.8%
% of FP17s Relating to Continuations	0	81	0.0%	1.2%	1.0%	1.1%
% of Patients satisfied with the dentistry they have received	0	0	N/A	91.8%	91.9%	91.7%
% of Patients satisfied with the time they had to wait for an appointment	0	0	N/A	87.0%	88.0%	88.0%

* This is based on patients treated on this contract for their most recent course of treatment. Figures in italics indicate the base number of FP17s or Patient Questionnaire responses are less than 100. N/A is shown where the base number of responses is less than 10 during the period. % is calculated as Quantity/Base number*100

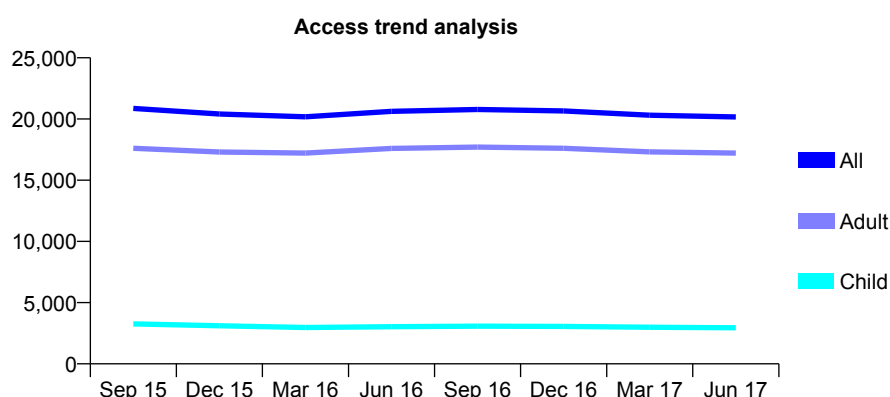
Q66 - Vital Signs At a Glance Contract Report for 136212/0001 - June 2017

Name or company name	PCH Dental CIC
Contract type name	PDS Contract
Purpose of contract	General
Contract start date	01/04/2013
Contract end date	30/09/2017

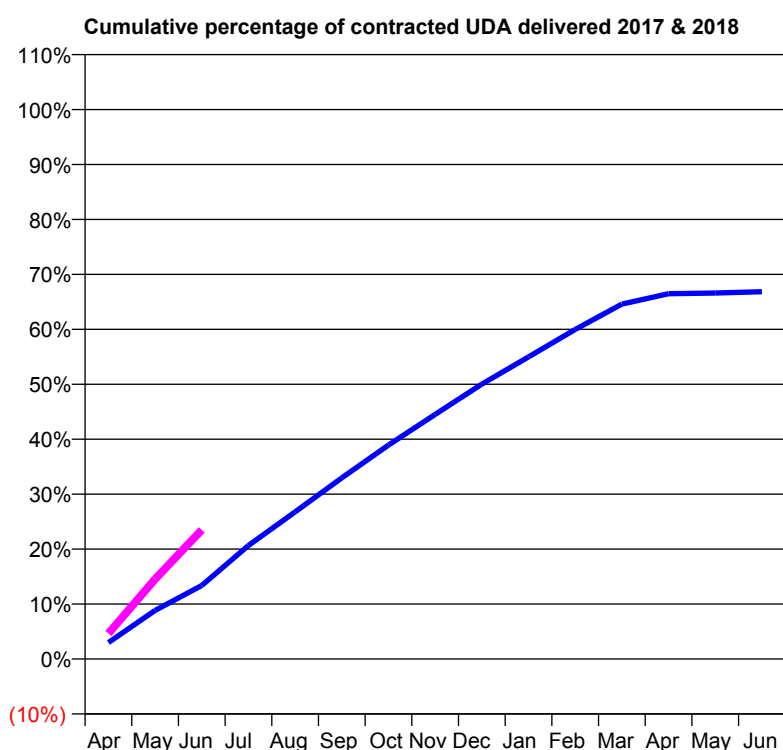
17/18 Contracted general activity (UDA)	23,000
Carry forward general activity (UDA)	0
17/18 Contracted orthodontic activity (UOA)	0
Carry forward orthodontic activity (UOA)	0
Baseline contract value	£3,200,585.78

ACCESS*

Patients seen in 24 months	Total	Change since previous quarter
Quarter ending June 2016	20,631	
Quarter ending September 2016	20,782	→
Quarter ending December 2016	20,659	→
Quarter ending March 2017	20,312	↓
Quarter ending June 2017	20,166	→
Variance since June 2016	(2.3%)	↓



ACTIVITY



Adjusted Scheduled Activity (UDA)		
Month	2017	2018
April	1,375	1,071
May	4,064	3,345
June	6,158	5,406
July	9,504	
August	12,319	
September	15,162	
October	17,908	
November	20,479	
December	23,010	
January	25,290	
February	27,588	
March	29,715	
April	30,581	
May	30,638	
June	30,749	

QUALITY

	Quantity	Base Number	Contract	AT	Region	England
% of FP17s for the same patient ID Re-attending within 3 months - Children	118	1,080	10.9%	10.2%	11.6%	12.0%
% of FP17s for the same patient ID Re-attending within 3 months - Adults	445	3,586	12.4%	14.6%	15.9%	16.0%
% of FP17s for the same patient ID Re-attending between 3 & 9 months - Children	198	1,080	18.3%	59.5%	60.4%	58.0%
% of FP17s for the same patient ID Re-attending between 3 & 9 months - Adults	433	3,586	12.1%	51.5%	52.3%	50.9%
% of FP17s for Band 1 Urgent Courses	3,007	3,798	79.2%	10.3%	9.5%	9.1%
% of FP17s Relating to Free Repair or Replacements	4	3,798	0.1%	0.8%	0.7%	0.8%
% of FP17s Relating to Continuations	1	3,798	0.0%	1.2%	1.0%	1.1%
% of Patients satisfied with the dentistry they have received	12	14	85.7%	91.8%	91.9%	91.7%
% of Patients satisfied with the time they had to wait for an appointment	11	14	78.6%	87.0%	88.0%	88.0%

* This is based on patients treated on this contract for their most recent course of treatment. Figures in italics indicate the base number of FP17s or Patient Questionnaire responses are less than 100. N/A is shown where the base number of responses is less than 10 during the period. % is calculated as Quantity/Base number*100

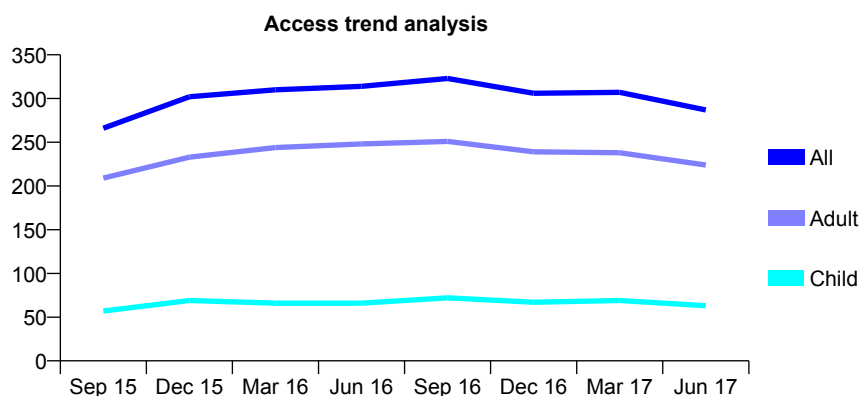
Q66 - Vital Signs At a Glance Contract Report for 136212/0003 - June 2017

Name or company name	PCH Dental CIC
Contract type name	GDS Contract
Purpose of contract	General
Contract start date	01/09/2014
Contract end date	

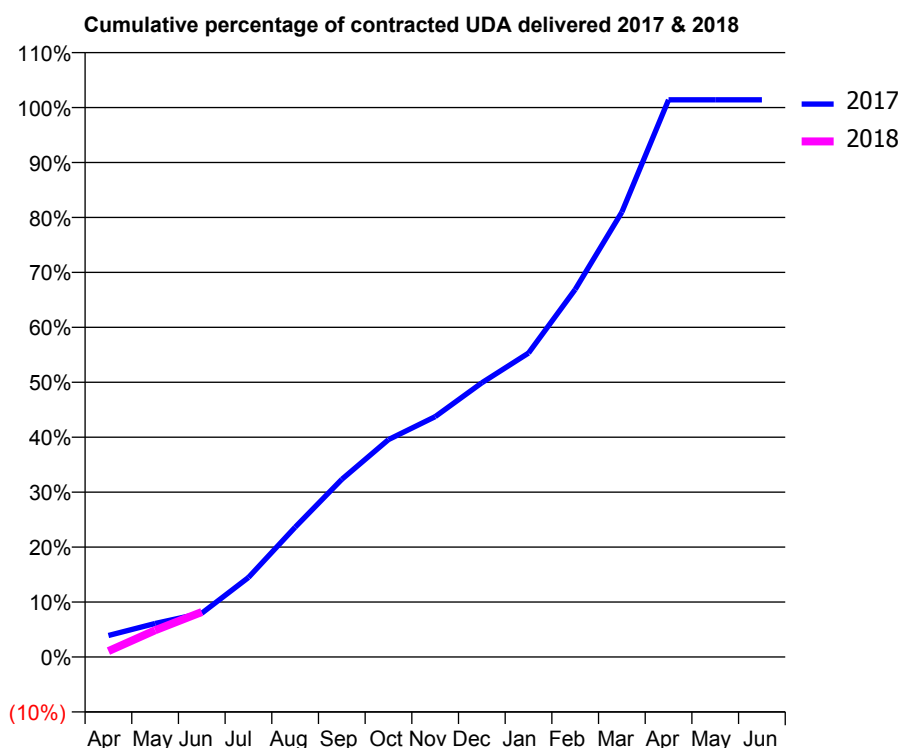
17/18 Contracted general activity (UDA)	1,400
Carry forward general activity (UDA)	0
17/18 Contracted orthodontic activity (UOA)	0
Carry forward orthodontic activity (UOA)	0
Baseline contract value	£34,288.59

ACCESS*

Patients seen in 24 months	Total	Change since previous quarter
Quarter ending June 2016	314	
Quarter ending September 2016	323	↑
Quarter ending December 2016	306	↓
Quarter ending March 2017	307	→
Quarter ending June 2017	287	↓
Variance since June 2016	(8.6%)	↓



ACTIVITY



Adjusted Scheduled Activity (UDA)		
Month	2017	2018
April	31	15
May	49	68
June	64	115
July	116	
August	189	
September	259	
October	317	
November	350	
December	399	
January	443	
February	535	
March	648	
April	811	
May	811	
June	811	

QUALITY

	Quantity	Base Number	Contract	AT	Region	England
% of FP17s for the same patient ID Re-attending within 3 months - Children	1	19	5.3%	10.2%	11.6%	12.0%
% of FP17s for the same patient ID Re-attending within 3 months - Adults	9	72	12.5%	14.6%	15.9%	16.0%
% of FP17s for the same patient ID Re-attending between 3 & 9 months - Children	9	19	47.4%	59.5%	60.4%	58.0%
% of FP17s for the same patient ID Re-attending between 3 & 9 months - Adults	25	72	34.7%	51.5%	52.3%	50.9%
% of FP17s for Band 1 Urgent Courses	4	48	8.3%	10.3%	9.5%	9.1%
% of FP17s Relating to Free Repair or Replacements	0	48	0.0%	0.8%	0.7%	0.8%
% of FP17s Relating to Continuations	2	48	4.2%	1.2%	1.0%	1.1%
% of Patients satisfied with the dentistry they have received	0	0	N/A	91.8%	91.9%	91.7%
% of Patients satisfied with the time they had to wait for an appointment	0	0	N/A	87.0%	88.0%	88.0%

* This is based on patients treated on this contract for their most recent course of treatment. Figures in italics indicate the base number of FP17s or Patient Questionnaire responses are less than 100. N/A is shown where the base number of responses is less than 10 during the period. % is calculated as Quantity/Base number*100

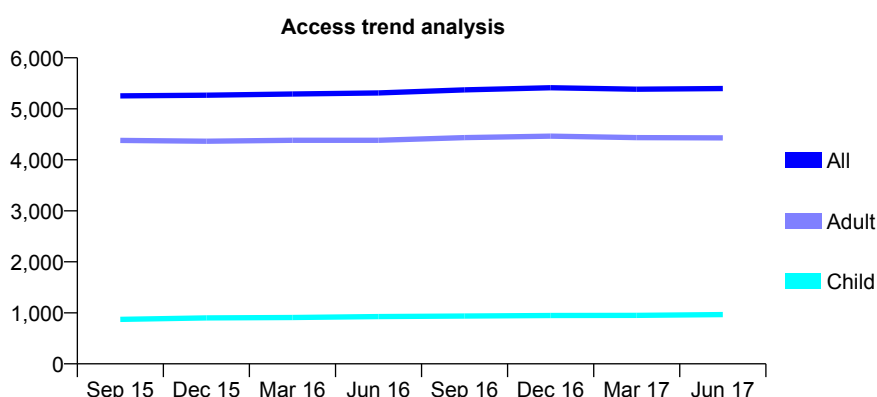
Q66 - Vital Signs At a Glance Contract Report for 136603/0001 - June 2017

Name or company name	Murgelas Practice Management Limited
Contract type name	GDS Contract
Purpose of contract	General
Contract start date	01/04/2010
Contract end date	

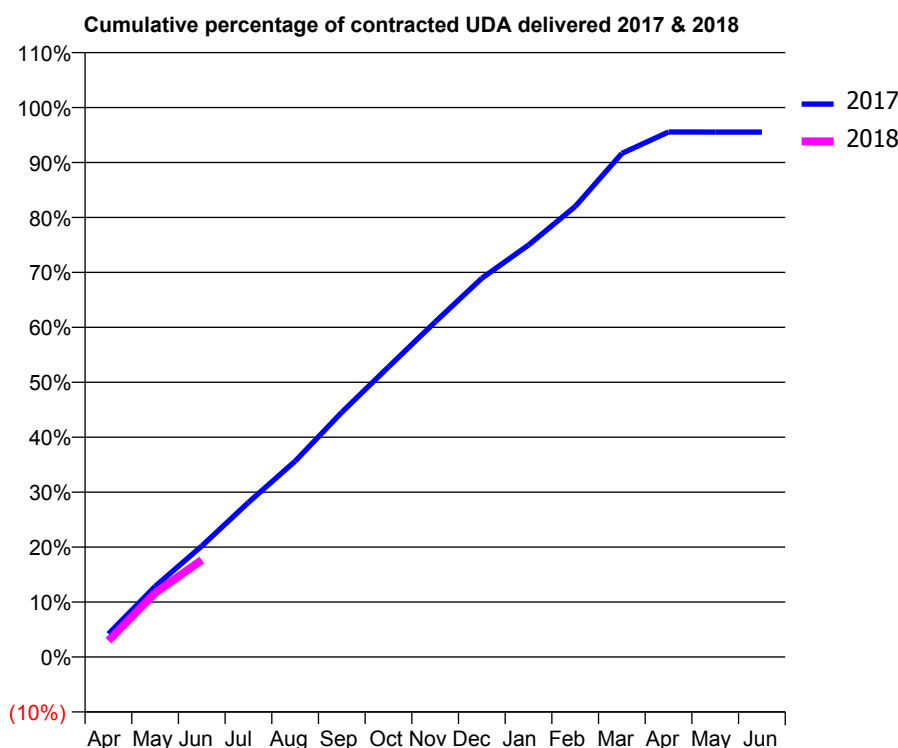
17/18 Contracted general activity (UDA)	15,730
Carry forward general activity (UDA)	0
17/18 Contracted orthodontic activity (UOA)	0
Carry forward orthodontic activity (UOA)	0
Baseline contract value	£450,129.95

ACCESS*

Patients seen in 24 months	Total	Change since previous quarter
Quarter ending June 2016	5,310	
Quarter ending September 2016	5,370	→
Quarter ending December 2016	5,413	→
Quarter ending March 2017	5,384	→
Quarter ending June 2017	5,398	→
Variance since June 2016	1.7%	→



ACTIVITY



Adjusted Scheduled Activity (UDA)		
Month	2017	2018
April	663	469
May	2,022	1,835
June	3,180	2,776
July	4,426	
August	5,604	
September	7,007	
October	8,303	
November	9,592	
December	10,843	
January	11,795	
February	12,895	
March	14,416	
April	15,032	
May	15,026	
June	15,027	

QUALITY

	Quantity	Base Number	Contract	AT	Region	England
% of FP17s for the same patient ID Re-attending within 3 months - Children	12	344	3.5%	10.2%	11.6%	12.0%
% of FP17s for the same patient ID Re-attending within 3 months - Adults	154	1,542	10.0%	14.6%	15.9%	16.0%
% of FP17s for the same patient ID Re-attending between 3 & 9 months - Children	219	344	63.7%	59.5%	60.4%	58.0%
% of FP17s for the same patient ID Re-attending between 3 & 9 months - Adults	899	1,542	58.3%	51.5%	52.3%	50.9%
% of FP17s for Band 1 Urgent Courses	73	1,601	4.6%	10.3%	9.5%	9.1%
% of FP17s Relating to Free Repair or Replacements	8	1,601	0.5%	0.8%	0.7%	0.8%
% of FP17s Relating to Continuations	19	1,601	1.2%	1.2%	1.0%	1.1%
% of Patients satisfied with the dentistry they have received	12	12	100.0%	91.8%	91.9%	91.7%
% of Patients satisfied with the time they had to wait for an appointment	10	12	83.3%	87.0%	88.0%	88.0%

* This is based on patients treated on this contract for their most recent course of treatment. Figures in italics indicate the base number of FP17s or Patient Questionnaire responses are less than 100. N/A is shown where the base number of responses is less than 10 during the period. % is calculated as Quantity/Base number*100

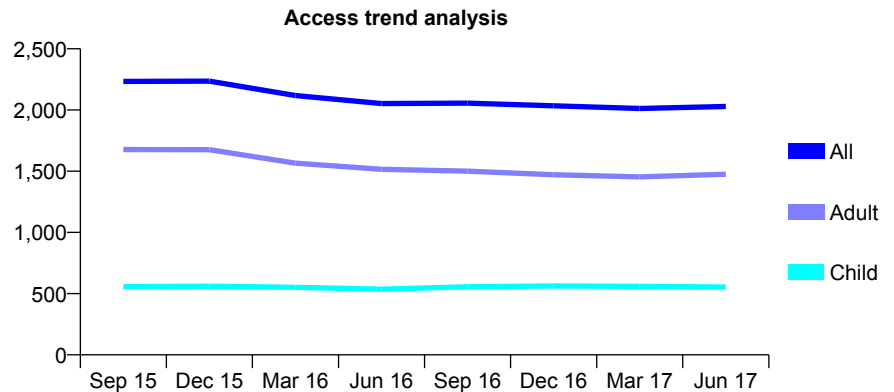
Q66 - Vital Signs At a Glance Contract Report for 136603/0002 - June 2017

Name or company name	Murgelas Practice Management Limited
Contract type name	GDS Contract
Purpose of contract	General
Contract start date	01/04/2010
Contract end date	

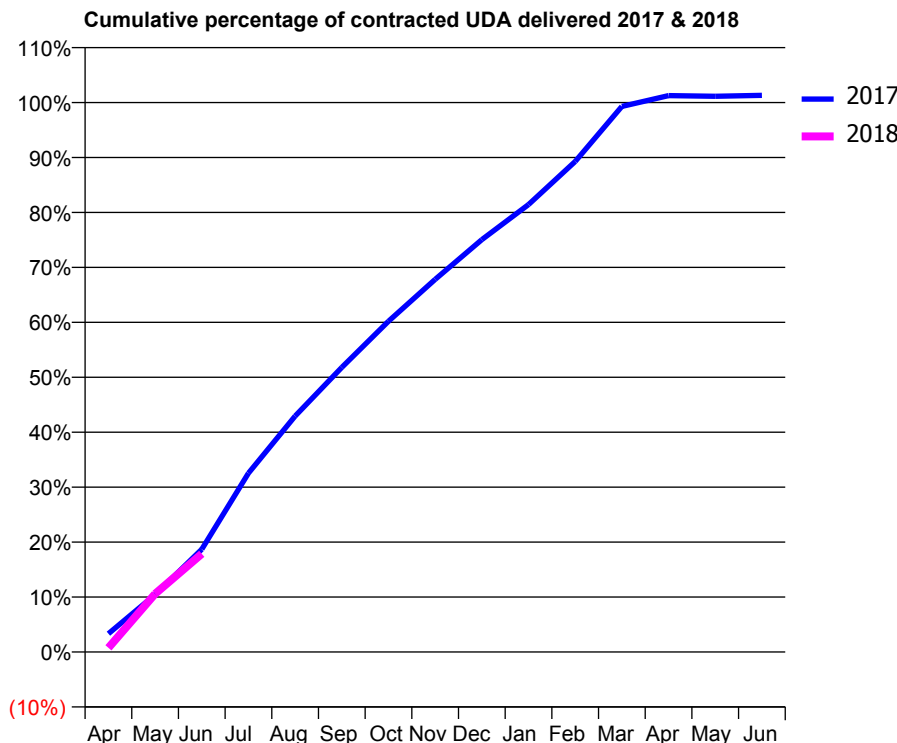
17/18 Contracted general activity (UDA)	7,060
Carry forward general activity (UDA)	0
17/18 Contracted orthodontic activity (UOA)	0
Carry forward orthodontic activity (UOA)	0
Baseline contract value	£189,292.83

ACCESS*

Patients seen in 24 months	Total	Change since previous quarter
Quarter ending June 2016	2,053	
Quarter ending September 2016	2,056	→
Quarter ending December 2016	2,034	↓
Quarter ending March 2017	2,013	↓
Quarter ending June 2017	2,029	→
Variance since June 2016	(1.2%)	↓



ACTIVITY



Month	Adjusted Scheduled Activity (UDA)	
	2017	2018
April	236	54
May	738	747
June	1,319	1,261
July	2,298	
August	3,032	
September	3,657	
October	4,249	
November	4,787	
December	5,298	
January	5,748	
February	6,303	
March	7,010	
April	7,149	
May	7,139	
June	7,151	

QUALITY

	Quantity	Base Number	Contract	AT	Region	England
% of FP17s for the same patient ID Re-attending within 3 months - Children	8	208	3.8%	10.2%	11.6%	12.0%
% of FP17s for the same patient ID Re-attending within 3 months - Adults	79	471	16.8%	14.6%	15.9%	16.0%
% of FP17s for the same patient ID Re-attending between 3 & 9 months - Children	138	208	66.3%	59.5%	60.4%	58.0%
% of FP17s for the same patient ID Re-attending between 3 & 9 months - Adults	186	471	39.5%	51.5%	52.3%	50.9%
% of FP17s for Band 1 Urgent Courses	85	616	13.8%	10.3%	9.5%	9.1%
% of FP17s Relating to Free Repair or Replacements	10	616	1.6%	0.8%	0.7%	0.8%
% of FP17s Relating to Continuations	8	616	1.3%	1.2%	1.0%	1.1%
% of Patients satisfied with the dentistry they have received	10	10	100.0%	91.8%	91.9%	91.7%
% of Patients satisfied with the time they had to wait for an appointment	4	10	40.0%	87.0%	88.0%	88.0%

* This is based on patients treated on this contract for their most recent course of treatment. Figures in italics indicate the base number of FP17s or Patient Questionnaire responses are less than 100. N/A is shown where the base number of responses is less than 10 during the period. % is calculated as Quantity/Base number*100

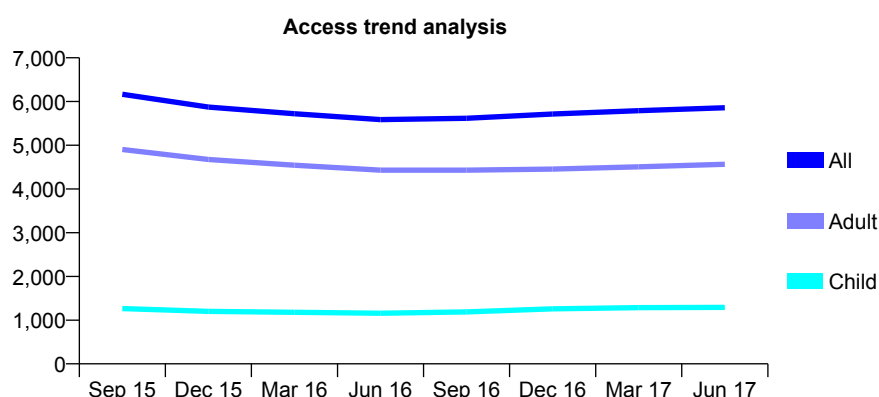
Q66 - Vital Signs At a Glance Contract Report for 136603/0003 - June 2017

Name or company name	Murgelas Practice Management Limited
Contract type name	GDS Contract
Purpose of contract	General
Contract start date	01/04/2011
Contract end date	

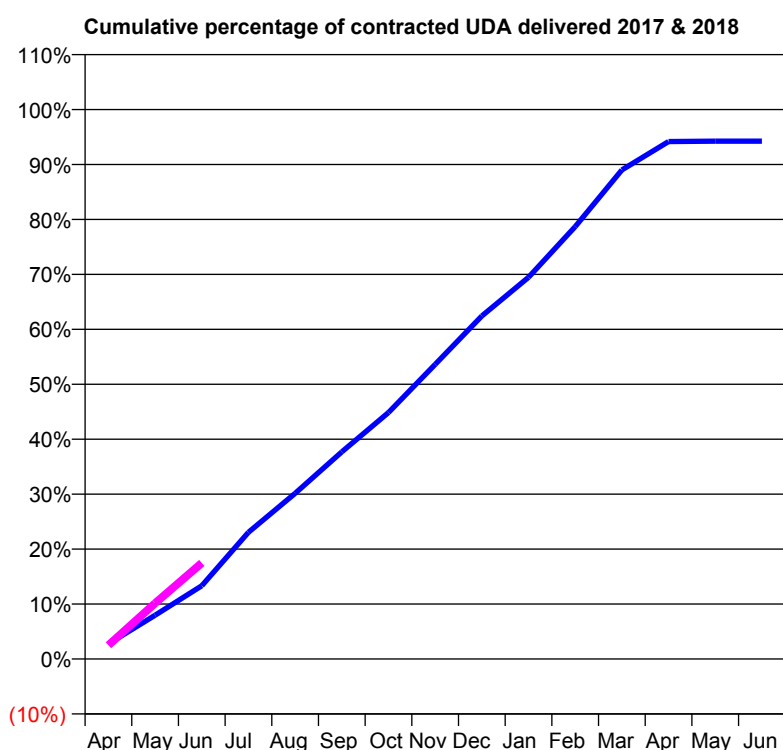
17/18 Contracted general activity (UDA)	19,250
Carry forward general activity (UDA)	0
17/18 Contracted orthodontic activity (UOA)	0
Carry forward orthodontic activity (UOA)	0
Baseline contract value	£547,144.92

ACCESS*

Patients seen in 24 months	Total	Change since previous quarter
Quarter ending June 2016	5,585	
Quarter ending September 2016	5,618	→
Quarter ending December 2016	5,713	→
Quarter ending March 2017	5,791	→
Quarter ending June 2017	5,857	→
Variance since June 2016	4.9%	↑



ACTIVITY



Adjusted Scheduled Activity (UDA)		
Month	2017	2018
April	532	482
May	1,537	1,954
June	2,566	3,365
July	4,438	
August	5,805	
September	7,257	
October	8,636	
November	10,320	
December	12,016	
January	13,372	
February	15,145	
March	17,131	
April	18,128	
May	18,140	
June	18,140	

QUALITY

	Quantity	Base Number	Contract	AT	Region	England
% of FP17s for the same patient ID Re-attending within 3 months - Children	11	339	3.2%	10.2%	11.6%	12.0%
% of FP17s for the same patient ID Re-attending within 3 months - Adults	169	1,250	13.5%	14.6%	15.9%	16.0%
% of FP17s for the same patient ID Re-attending between 3 & 9 months - Children	158	339	46.6%	59.5%	60.4%	58.0%
% of FP17s for the same patient ID Re-attending between 3 & 9 months - Adults	485	1,250	38.8%	51.5%	52.3%	50.9%
% of FP17s for Band 1 Urgent Courses	194	1,326	14.6%	10.3%	9.5%	9.1%
% of FP17s Relating to Free Repair or Replacements	3	1,326	0.2%	0.8%	0.7%	0.8%
% of FP17s Relating to Continuations	25	1,326	1.9%	1.2%	1.0%	1.1%
% of Patients satisfied with the dentistry they have received	18	18	100.0%	91.8%	91.9%	91.7%
% of Patients satisfied with the time they had to wait for an appointment	16	18	88.9%	87.0%	88.0%	88.0%

* This is based on patients treated on this contract for their most recent course of treatment. Figures in italics indicate the base number of FP17s or Patient Questionnaire responses are less than 100. N/A is shown where the base number of responses is less than 10 during the period. % is calculated as Quantity/Base number*100

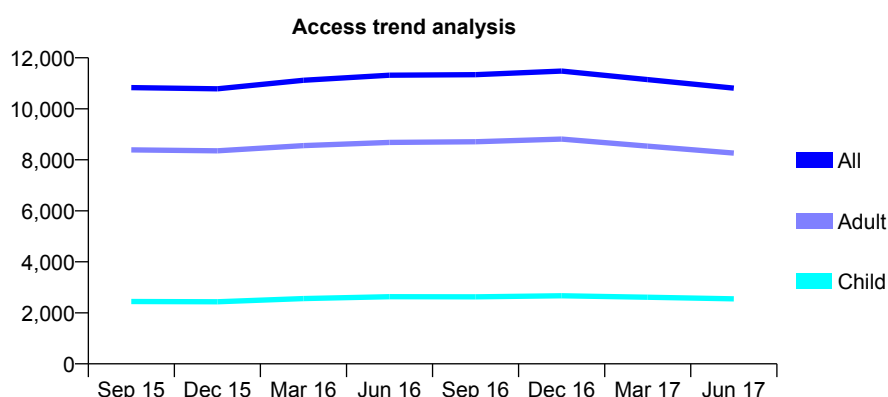
Q66 - Vital Signs At a Glance Contract Report for 137669/0001 - June 2017

Name or company name	Alliance Dental Care Ltd
Contract type name	GDS Contract
Purpose of contract	General
Contract start date	01/04/2012
Contract end date	

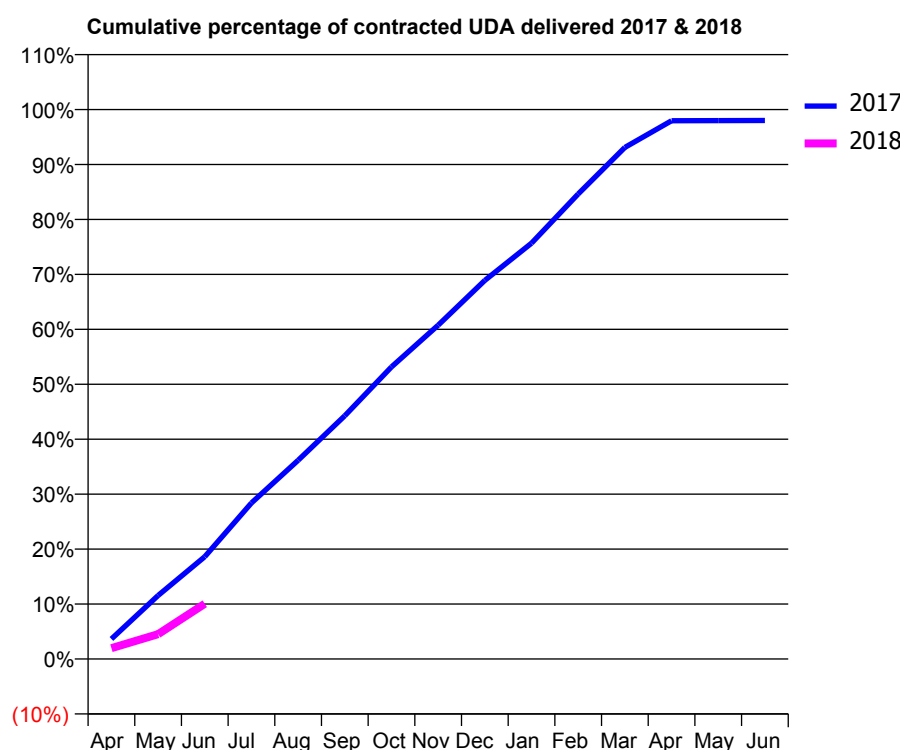
17/18 Contracted general activity (UDA)	40,450
Carry forward general activity (UDA)	0
17/18 Contracted orthodontic activity (UOA)	0
Carry forward orthodontic activity (UOA)	0
Baseline contract value	£1,028,487.23

ACCESS*

Patients seen in 24 months	Total	Change since previous quarter
Quarter ending June 2016	11,316	
Quarter ending September 2016	11,338	→
Quarter ending December 2016	11,479	→
Quarter ending March 2017	11,146	↓
Quarter ending June 2017	10,812	↓
Variance since June 2016	(4.5%)	↓



ACTIVITY



Adjusted Scheduled Activity (UDA)		
Month	2017	2018
April	1,480	804
May	4,675	1,835
June	7,533	4,067
July	11,488	
August	14,633	
September	17,905	
October	21,499	
November	24,578	
December	27,869	
January	30,613	
February	34,238	
March	37,654	
April	39,625	
May	39,635	
June	39,638	

QUALITY

	Quantity	Base Number	Contract	AT	Region	England
% of FP17s for the same patient ID Re-attending within 3 months - Children	57	613	9.3%	10.2%	11.6%	12.0%
% of FP17s for the same patient ID Re-attending within 3 months - Adults	323	1,831	17.6%	14.6%	15.9%	16.0%
% of FP17s for the same patient ID Re-attending between 3 & 9 months - Children	340	613	55.5%	59.5%	60.4%	58.0%
% of FP17s for the same patient ID Re-attending between 3 & 9 months - Adults	958	1,831	52.3%	51.5%	52.3%	50.9%
% of FP17s for Band 1 Urgent Courses	413	1,929	21.4%	10.3%	9.5%	9.1%
% of FP17s Relating to Free Repair or Replacements	10	1,929	0.5%	0.8%	0.7%	0.8%
% of FP17s Relating to Continuations	9	1,929	0.5%	1.2%	1.0%	1.1%
% of Patients satisfied with the dentistry they have received	26	29	89.7%	91.8%	91.9%	91.7%
% of Patients satisfied with the time they had to wait for an appointment	24	29	82.8%	87.0%	88.0%	88.0%

* This is based on patients treated on this contract for their most recent course of treatment. Figures in italics indicate the base number of FP17s or Patient Questionnaire responses are less than 100. N/A is shown where the base number of responses is less than 10 during the period. % is calculated as Quantity/Base number*100

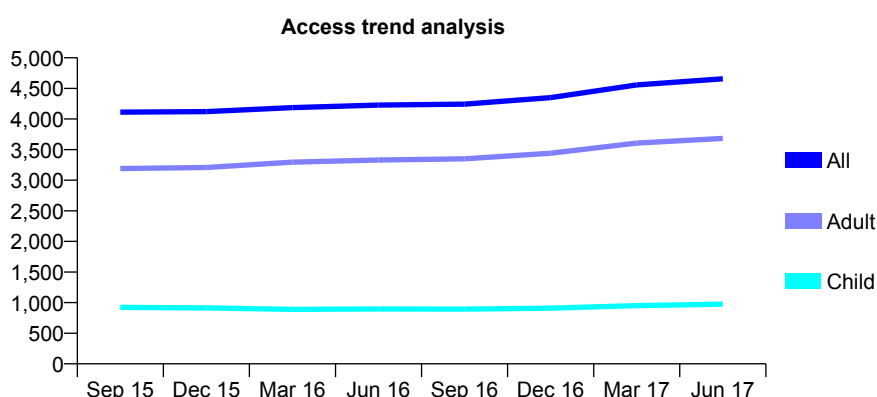
Q66 - Vital Signs At a Glance Contract Report for 138185/0001 - June 2017

Name or company name	Parkhill Dent Ltd
Contract type name	GDS Contract
Purpose of contract	General
Contract start date	19/01/2009
Contract end date	

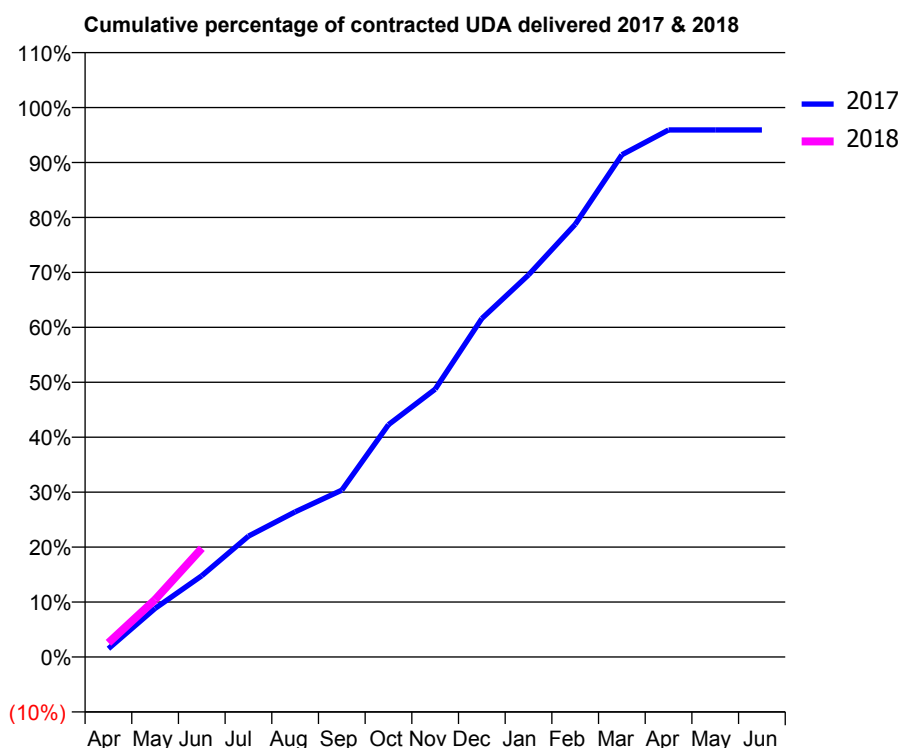
17/18 Contracted general activity (UDA)	16,000
Carry forward general activity (UDA)	0
17/18 Contracted orthodontic activity (UOA)	0
Carry forward orthodontic activity (UOA)	0
Baseline contract value	£428,996.15

ACCESS*

Patients seen in 24 months	Total	Change since previous quarter
Quarter ending June 2016	4,228	
Quarter ending September 2016	4,243	→
Quarter ending December 2016	4,350	↑
Quarter ending March 2017	4,557	↑
Quarter ending June 2017	4,656	↑
Variance since June 2016	10.1%	↑



ACTIVITY



Adjusted Scheduled Activity (UDA)		
Month	2017	2018
April	243	414
May	1,415	1,671
June	2,366	3,165
July	3,521	
August	4,227	
September	4,861	
October	6,766	
November	7,800	
December	9,856	
January	11,126	
February	12,599	
March	14,625	
April	15,345	
May	15,345	
June	15,345	

QUALITY

	Quantity	Base Number	Contract	AT	Region	England
% of FP17s for the same patient ID Re-attending within 3 months - Children	12	331	3.6%	10.2%	11.6%	12.0%
% of FP17s for the same patient ID Re-attending within 3 months - Adults	180	1,217	14.8%	14.6%	15.9%	16.0%
% of FP17s for the same patient ID Re-attending between 3 & 9 months - Children	190	331	57.4%	59.5%	60.4%	58.0%
% of FP17s for the same patient ID Re-attending between 3 & 9 months - Adults	627	1,217	51.5%	51.5%	52.3%	50.9%
% of FP17s for Band 1 Urgent Courses	69	1,312	5.3%	10.3%	9.5%	9.1%
% of FP17s Relating to Free Repair or Replacements	2	1,312	0.2%	0.8%	0.7%	0.8%
% of FP17s Relating to Continuations	24	1,312	1.8%	1.2%	1.0%	1.1%
% of Patients satisfied with the dentistry they have received	10	13	76.9%	91.8%	91.9%	91.7%
% of Patients satisfied with the time they had to wait for an appointment	12	13	92.3%	87.0%	88.0%	88.0%

* This is based on patients treated on this contract for their most recent course of treatment. Figures in italics indicate the base number of FP17s or Patient Questionnaire responses are less than 100. N/A is shown where the base number of responses is less than 10 during the period. % is calculated as Quantity/Base number*100

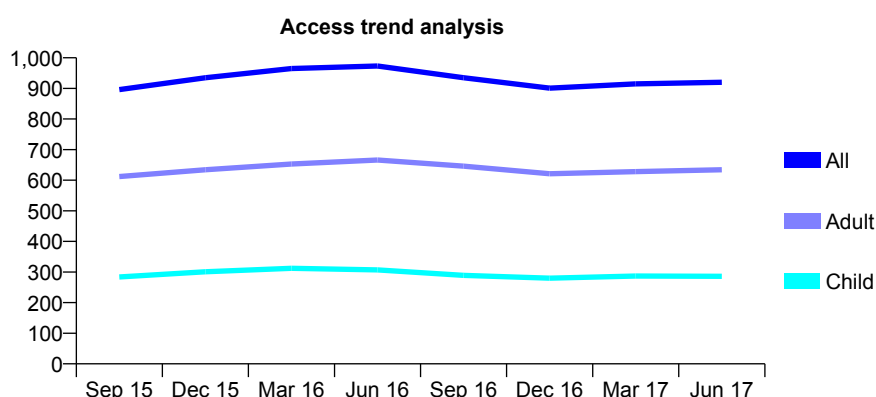
Q66 - Vital Signs At a Glance Contract Report for 139025/0001 - June 2017

Name or company name	Terrace Practice Care Ltd
Contract type name	GDS Contract
Purpose of contract	General
Contract start date	01/07/2007
Contract end date	

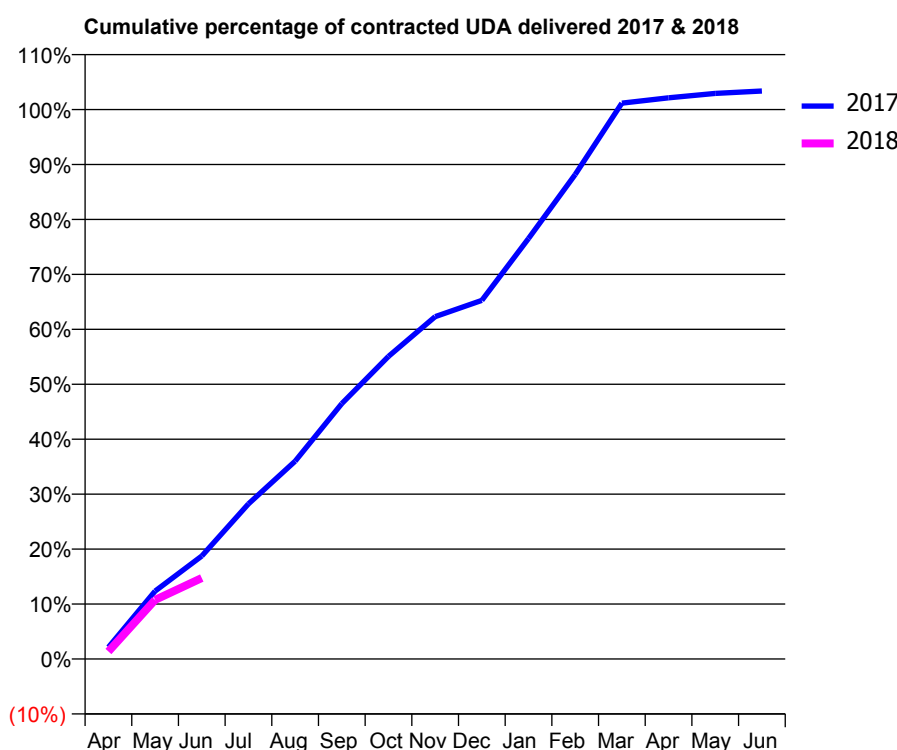
17/18 Contracted general activity (UDA)	1,900
Carry forward general activity (UDA)	0
17/18 Contracted orthodontic activity (UOA)	0
Carry forward orthodontic activity (UOA)	0
Baseline contract value	£40,204.44

ACCESS*

Patients seen in 24 months	Total	Change since previous quarter
Quarter ending June 2016	973	
Quarter ending September 2016	935	↓
Quarter ending December 2016	901	↓
Quarter ending March 2017	915	→
Quarter ending June 2017	920	→
Variance since June 2016	(5.4%)	↓



ACTIVITY



Adjusted Scheduled Activity (UDA)		
Month	2017	2018
April	41	26
May	235	205
June	356	280
July	536	
August	684	
September	883	
October	1,046	
November	1,184	
December	1,240	
January	1,454	
February	1,675	
March	1,922	
April	1,941	
May	1,956	
June	1,964	

QUALITY

	Quantity	Base Number	Contract	AT	Region	England
% of FP17s for the same patient ID Re-attending within 3 months - Children	8	107	7.5%	10.2%	11.6%	12.0%
% of FP17s for the same patient ID Re-attending within 3 months - Adults	43	235	18.3%	14.6%	15.9%	16.0%
% of FP17s for the same patient ID Re-attending between 3 & 9 months - Children	72	107	67.3%	59.5%	60.4%	58.0%
% of FP17s for the same patient ID Re-attending between 3 & 9 months - Adults	131	235	55.7%	51.5%	52.3%	50.9%
% of FP17s for Band 1 Urgent Courses	5	149	3.4%	10.3%	9.5%	9.1%
% of FP17s Relating to Free Repair or Replacements	0	149	0.0%	0.8%	0.7%	0.8%
% of FP17s Relating to Continuations	0	149	0.0%	1.2%	1.0%	1.1%
% of Patients satisfied with the dentistry they have received	0	0	N/A	91.8%	91.9%	91.7%
% of Patients satisfied with the time they had to wait for an appointment	0	0	N/A	87.0%	88.0%	88.0%

* This is based on patients treated on this contract for their most recent course of treatment. Figures in italics indicate the base number of FP17s or Patient Questionnaire responses are less than 100. N/A is shown where the base number of responses is less than 10 during the period. % is calculated as Quantity/Base number*100

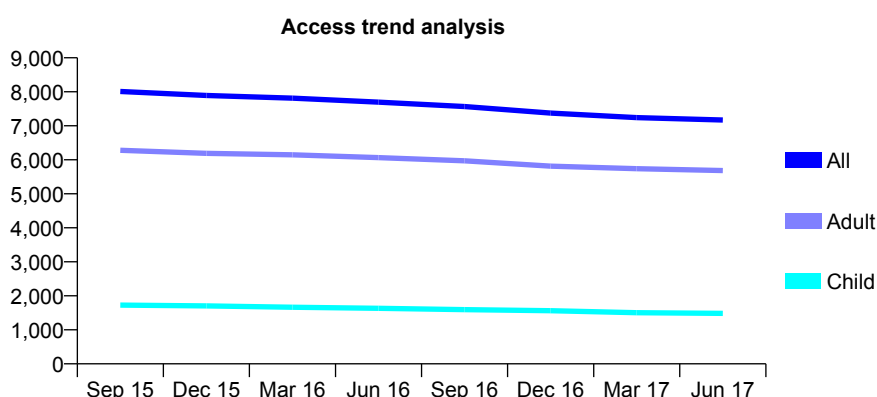
Q66 - Vital Signs At a Glance Contract Report for 139459/0001 - June 2017

Name or company name	The Helston Dental Practice Partnership
Contract type name	GDS Contract
Purpose of contract	General
Contract start date	01/08/2011
Contract end date	

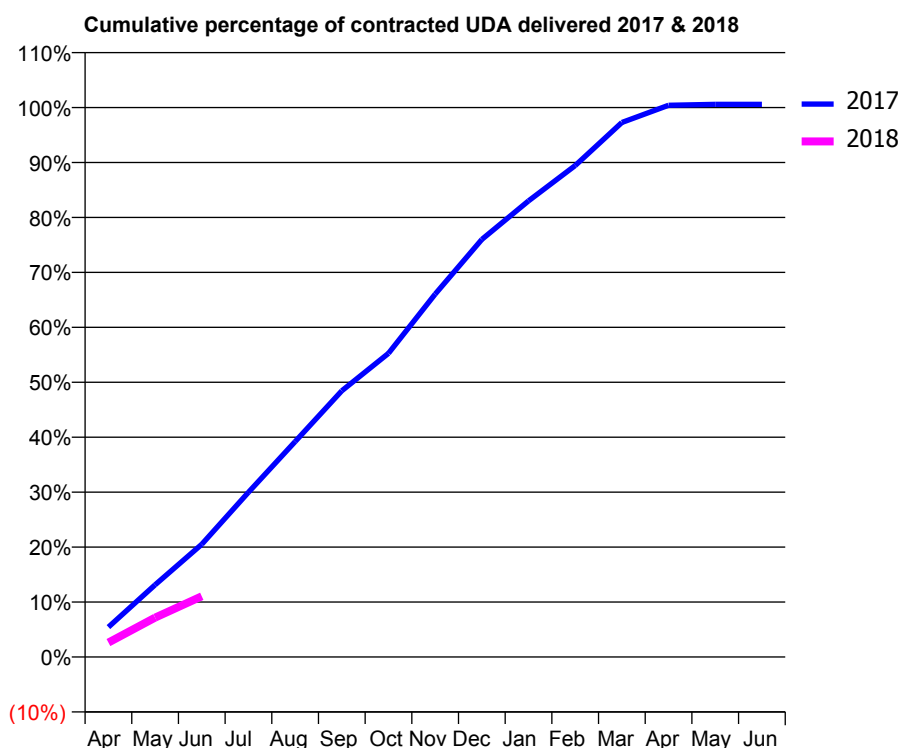
17/18 Contracted general activity (UDA)	23,923
Carry forward general activity (UDA)	0
17/18 Contracted orthodontic activity (UOA)	0
Carry forward orthodontic activity (UOA)	0
Baseline contract value	£620,532.65

ACCESS*

Patients seen in 24 months	Total	Change since previous quarter
Quarter ending June 2016	7,696	
Quarter ending September 2016	7,566	↓
Quarter ending December 2016	7,375	↓
Quarter ending March 2017	7,241	↓
Quarter ending June 2017	7,169	→
Variance since June 2016	(6.8%)	↓



ACTIVITY



Adjusted Scheduled Activity (UDA)		
Month	2017	2018
April	980	628
May	2,365	1,717
June	3,695	2,647
July	5,398	
August	7,059	
September	8,720	
October	9,949	
November	11,886	
December	13,679	
January	14,939	
February	16,100	
March	17,508	
April	18,075	
May	18,102	
June	18,104	

QUALITY

	Quantity	Base Number	Contract	AT	Region	England
% of FP17s for the same patient ID Re-attending within 3 months - Children	21	371	5.7%	10.2%	11.6%	12.0%
% of FP17s for the same patient ID Re-attending within 3 months - Adults	147	1,379	10.7%	14.6%	15.9%	16.0%
% of FP17s for the same patient ID Re-attending between 3 & 9 months - Children	211	371	56.9%	59.5%	60.4%	58.0%
% of FP17s for the same patient ID Re-attending between 3 & 9 months - Adults	539	1,379	39.1%	51.5%	52.3%	50.9%
% of FP17s for Band 1 Urgent Courses	80	1,444	5.5%	10.3%	9.5%	9.1%
% of FP17s Relating to Free Repair or Replacements	7	1,444	0.5%	0.8%	0.7%	0.8%
% of FP17s Relating to Continuations	29	1,444	2.0%	1.2%	1.0%	1.1%
% of Patients satisfied with the dentistry they have received	20	21	95.2%	91.8%	91.9%	91.7%
% of Patients satisfied with the time they had to wait for an appointment	17	21	81.0%	87.0%	88.0%	88.0%

* This is based on patients treated on this contract for their most recent course of treatment. Figures in italics indicate the base number of FP17s or Patient Questionnaire responses are less than 100. N/A is shown where the base number of responses is less than 10 during the period. % is calculated as Quantity/Base number*100

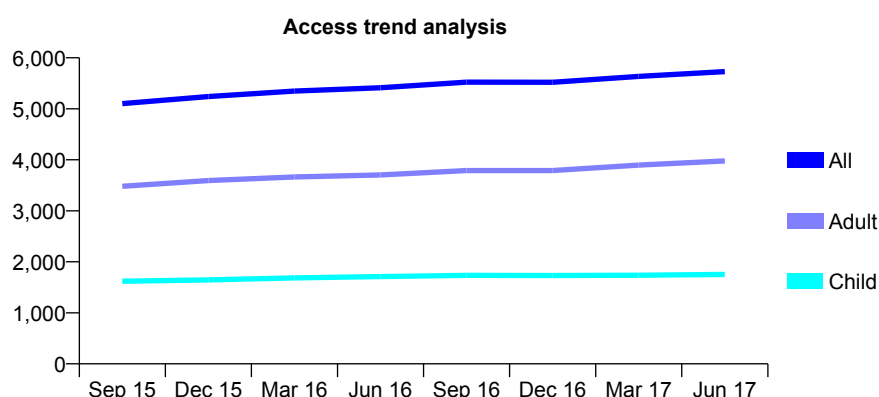
Q66 - Vital Signs At a Glance Contract Report for 141461/0001 - June 2017

Name or company name	Queen Annes Dental Practice Limited
Contract type name	GDS Contract
Purpose of contract	General and Orthodontic
Contract start date	01/10/2007
Contract end date	

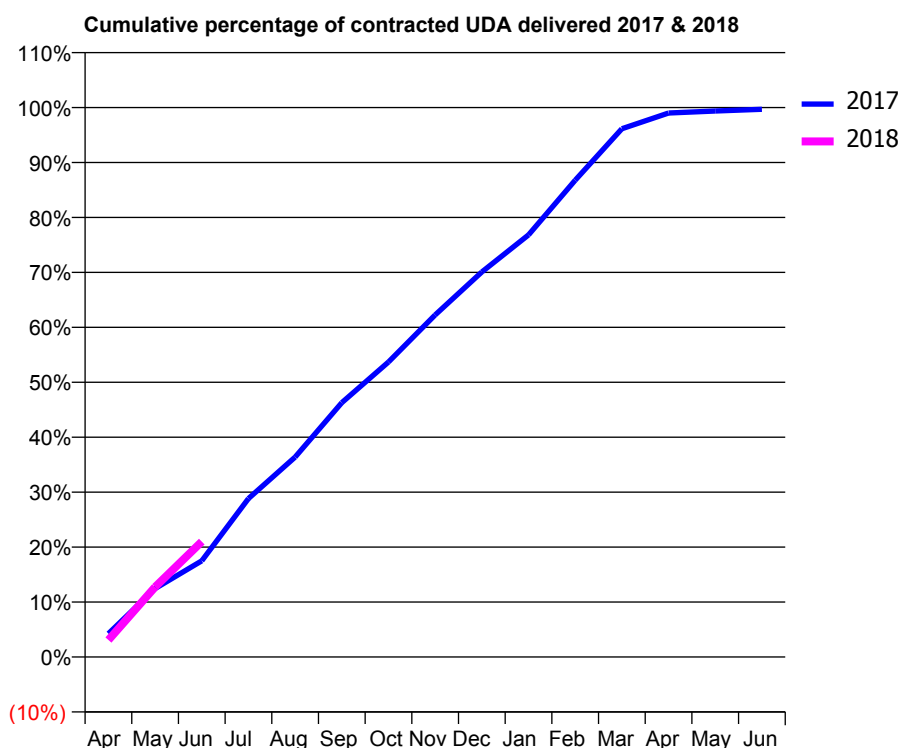
17/18 Contracted general activity (UDA)	14,575
Carry forward general activity (UDA)	0
17/18 Contracted orthodontic activity (UOA)	700
Carry forward orthodontic activity (UOA)	0
Baseline contract value	£437,364.80

ACCESS*

Patients seen in 24 months	Total	Change since previous quarter
Quarter ending June 2016	5,414	
Quarter ending September 2016	5,524	↑
Quarter ending December 2016	5,521	→
Quarter ending March 2017	5,634	↑
Quarter ending June 2017	5,729	→
Variance since June 2016	5.8%	↑



ACTIVITY



Adjusted Scheduled Activity (UDA)		
Month	2017	2018
April	621	451
May	1,815	1,858
June	2,552	3,061
July	4,204	
August	5,304	
September	6,747	
October	7,825	
November	9,075	
December	10,213	
January	11,195	
February	12,645	
March	14,012	
April	14,430	
May	14,483	
June	14,528	

QUALITY

	Quantity	Base Number	Contract	AT	Region	England
% of FP17s for the same patient ID Re-attending within 3 months - Children	107	730	14.7%	10.2%	11.6%	12.0%
% of FP17s for the same patient ID Re-attending within 3 months - Adults	232	1,449	16.0%	14.6%	15.9%	16.0%
% of FP17s for the same patient ID Re-attending between 3 & 9 months - Children	437	730	59.9%	59.5%	60.4%	58.0%
% of FP17s for the same patient ID Re-attending between 3 & 9 months - Adults	848	1,449	58.5%	51.5%	52.3%	50.9%
% of FP17s for Band 1 Urgent Courses	143	1,689	8.5%	10.3%	9.5%	9.1%
% of FP17s Relating to Free Repair or Replacements	17	1,689	1.0%	0.8%	0.7%	0.8%
% of FP17s Relating to Continuations	6	1,689	0.4%	1.2%	1.0%	1.1%
% of Patients satisfied with the dentistry they have received	15	15	100.0%	91.8%	91.9%	91.7%
% of Patients satisfied with the time they had to wait for an appointment	14	15	93.3%	87.0%	88.0%	88.0%

* This is based on patients treated on this contract for their most recent course of treatment. Figures in italics indicate the base number of FP17s or Patient Questionnaire responses are less than 100. N/A is shown where the base number of responses is less than 10 during the period. % is calculated as Quantity/Base number*100

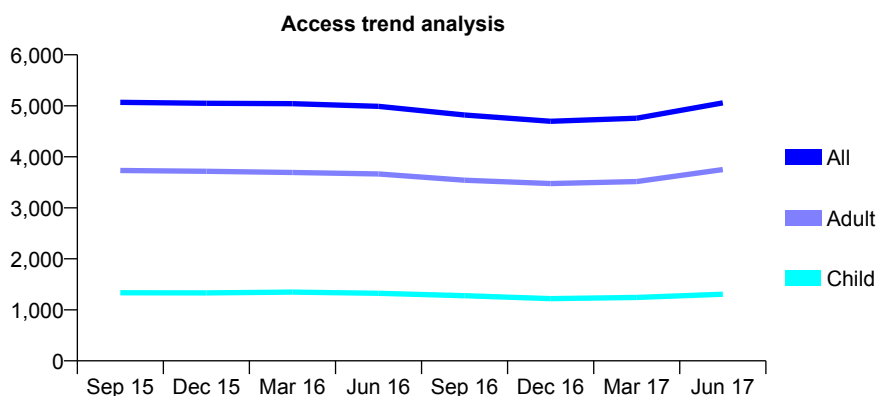
Q66 - Vital Signs At a Glance Contract Report for 144886/0001 - June 2017

Name or company name	Bodmin Dental Care Ltd
Contract type name	GDS Contract
Purpose of contract	General
Contract start date	01/01/2008
Contract end date	

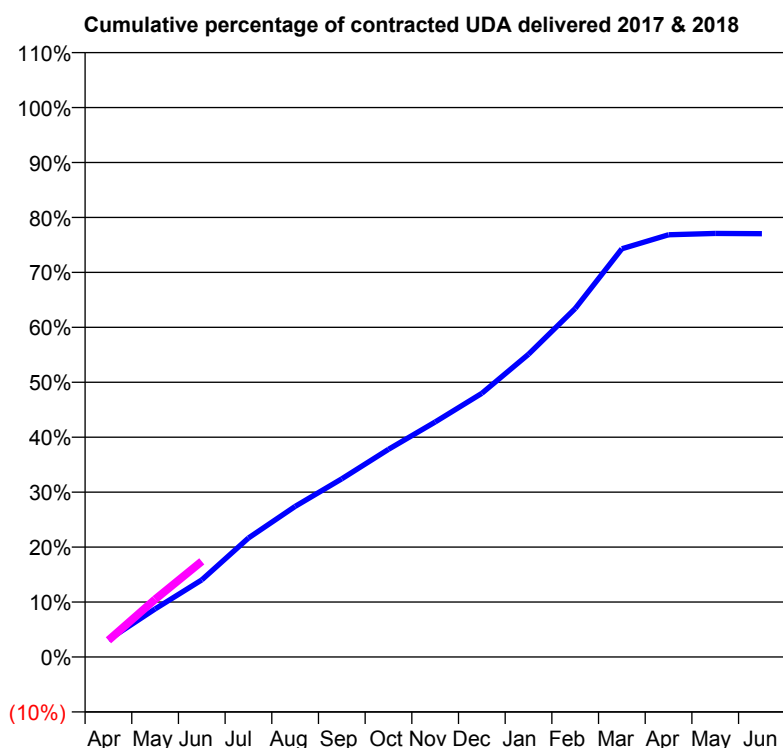
17/18 Contracted general activity (UDA)	21,112
Carry forward general activity (UDA)	0
17/18 Contracted orthodontic activity (UOA)	0
Carry forward orthodontic activity (UOA)	0
Baseline contract value	£497,373.90

ACCESS*

Patients seen in 24 months	Total	Change since previous quarter
Quarter ending June 2016	4,989	
Quarter ending September 2016	4,820	↓
Quarter ending December 2016	4,697	↓
Quarter ending March 2017	4,757	→
Quarter ending June 2017	5,057	↑
Variance since June 2016	1.4%	→



ACTIVITY



Adjusted Scheduled Activity (UDA)		
Month	2017	2018
April	517	641
May	1,443	2,218
June	2,317	3,677
July	3,576	
August	4,521	
September	5,350	
October	6,235	
November	7,056	
December	7,918	
January	9,092	
February	10,465	
March	12,257	
April	12,679	
May	12,719	
June	12,711	

QUALITY

	Quantity	Base Number	Contract	AT	Region	England
% of FP17s for the same patient ID Re-attending within 3 months - Children	47	472	10.0%	10.2%	11.6%	12.0%
% of FP17s for the same patient ID Re-attending within 3 months - Adults	218	1,422	15.3%	14.6%	15.9%	16.0%
% of FP17s for the same patient ID Re-attending between 3 & 9 months - Children	231	472	48.9%	59.5%	60.4%	58.0%
% of FP17s for the same patient ID Re-attending between 3 & 9 months - Adults	724	1,422	50.9%	51.5%	52.3%	50.9%
% of FP17s for Band 1 Urgent Courses	109	1,697	6.4%	10.3%	9.5%	9.1%
% of FP17s Relating to Free Repair or Replacements	32	1,697	1.9%	0.8%	0.7%	0.8%
% of FP17s Relating to Continuations	16	1,697	0.9%	1.2%	1.0%	1.1%
% of Patients satisfied with the dentistry they have received	15	18	83.3%	91.8%	91.9%	91.7%
% of Patients satisfied with the time they had to wait for an appointment	17	18	94.4%	87.0%	88.0%	88.0%

* This is based on patients treated on this contract for their most recent course of treatment. Figures in italics indicate the base number of FP17s or Patient Questionnaire responses are less than 100. N/A is shown where the base number of responses is less than 10 during the period. % is calculated as Quantity/Base number*100

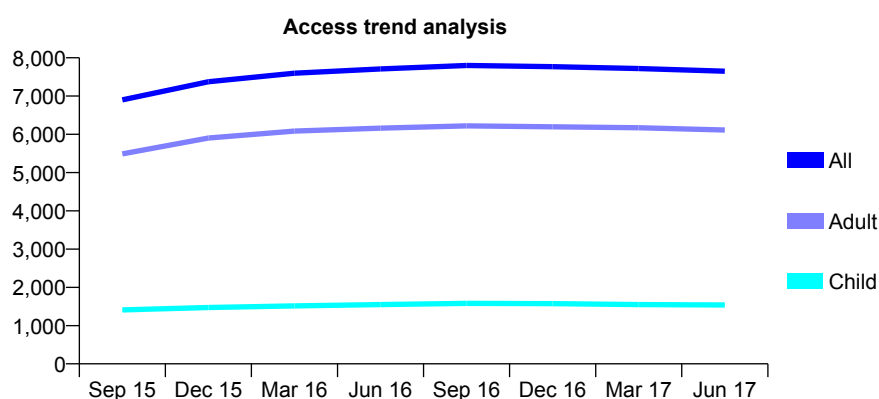
Q66 - Vital Signs At a Glance Contract Report for 145866/0001 - June 2017

Name or company name	Cathedral House Partnership
Contract type name	GDS Contract
Purpose of contract	General
Contract start date	01/10/2014
Contract end date	

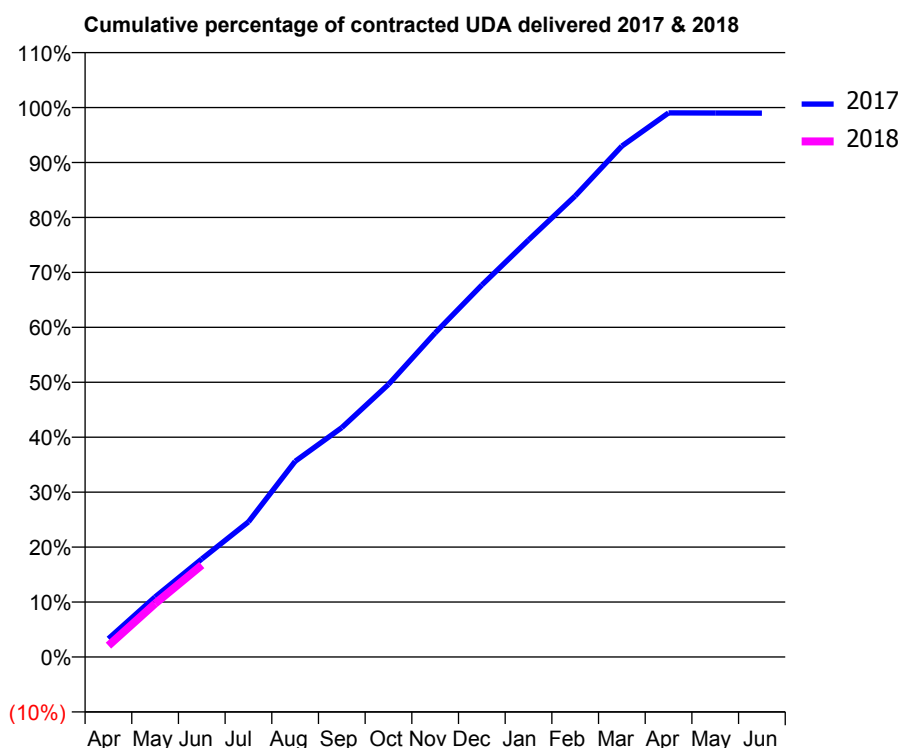
17/18 Contracted general activity (UDA)	27,751
Carry forward general activity (UDA)	0
17/18 Contracted orthodontic activity (UOA)	0
Carry forward orthodontic activity (UOA)	0
Baseline contract value	£719,792.57

ACCESS*

Patients seen in 24 months	Total	Change since previous quarter
Quarter ending June 2016	7,708	
Quarter ending September 2016	7,800	→
Quarter ending December 2016	7,769	→
Quarter ending March 2017	7,721	→
Quarter ending June 2017	7,651	→
Variance since June 2016	(0.7%)	→



ACTIVITY



Month	Adjusted Scheduled Activity (UDA)	
	2017	2018
April	925	576
May	3,034	2,695
June	4,953	4,645
July	6,828	
August	9,884	
September	11,587	
October	13,766	
November	16,367	
December	18,786	
January	21,060	
February	23,282	
March	25,804	
April	27,478	
May	27,474	
June	27,464	

QUALITY

	Quantity	Base Number	Contract	AT	Region	England
% of FP17s for the same patient ID Re-attending within 3 months - Children	42	562	7.5%	10.2%	11.6%	12.0%
% of FP17s for the same patient ID Re-attending within 3 months - Adults	310	2,205	14.1%	14.6%	15.9%	16.0%
% of FP17s for the same patient ID Re-attending between 3 & 9 months - Children	344	562	61.2%	59.5%	60.4%	58.0%
% of FP17s for the same patient ID Re-attending between 3 & 9 months - Adults	1,228	2,205	55.7%	51.5%	52.3%	50.9%
% of FP17s for Band 1 Urgent Courses	128	2,113	6.1%	10.3%	9.5%	9.1%
% of FP17s Relating to Free Repair or Replacements	19	2,113	0.9%	0.8%	0.7%	0.8%
% of FP17s Relating to Continuations	31	2,113	1.5%	1.2%	1.0%	1.1%
% of Patients satisfied with the dentistry they have received	18	18	100.0%	91.8%	91.9%	91.7%
% of Patients satisfied with the time they had to wait for an appointment	18	18	100.0%	87.0%	88.0%	88.0%

* This is based on patients treated on this contract for their most recent course of treatment. Figures in italics indicate the base number of FP17s or Patient Questionnaire responses are less than 100. N/A is shown where the base number of responses is less than 10 during the period. % is calculated as Quantity/Base number*100

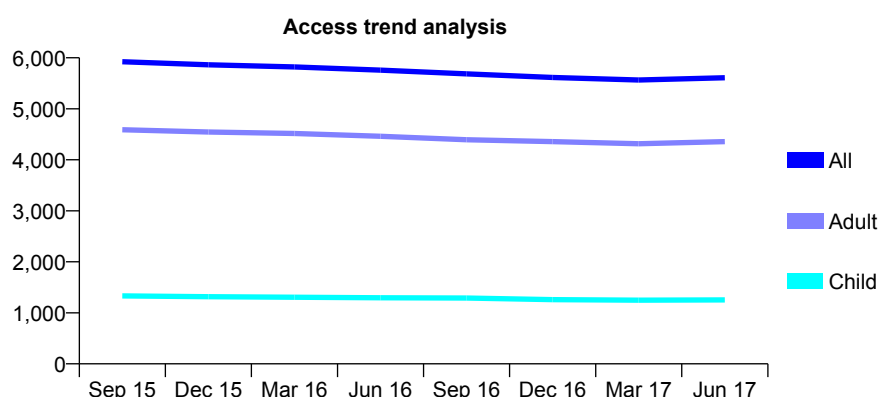
Q66 - Vital Signs At a Glance Contract Report for 148334/0001 - June 2017

Name or company name	Cedar Hut Dental Limited
Contract type name	GDS Contract
Purpose of contract	General
Contract start date	30/04/2013
Contract end date	

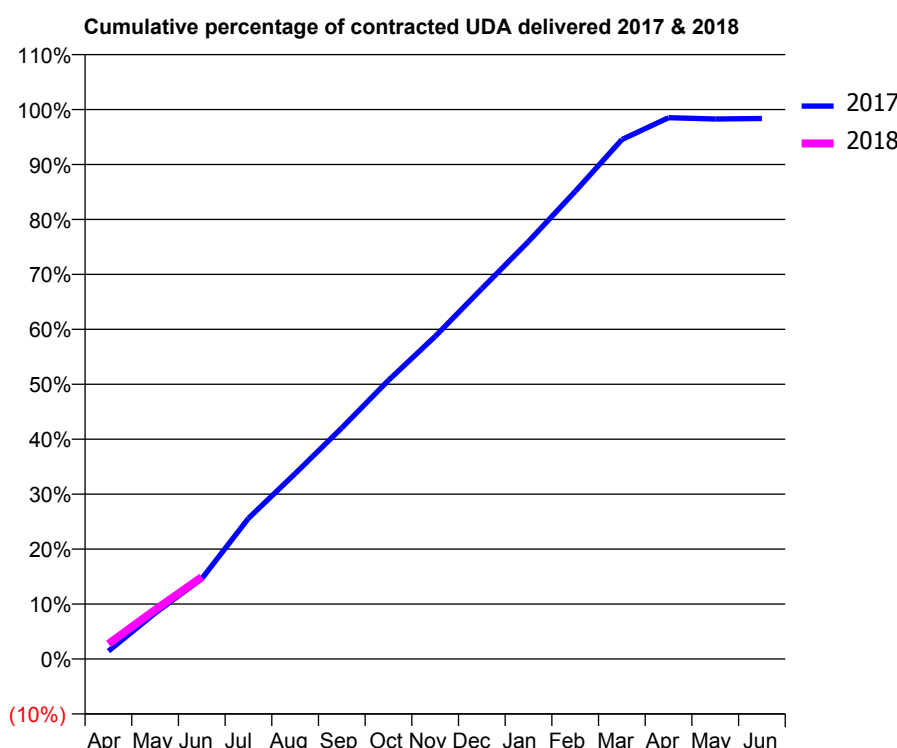
17/18 Contracted general activity (UDA)	22,045
Carry forward general activity (UDA)	0
17/18 Contracted orthodontic activity (UOA)	0
Carry forward orthodontic activity (UOA)	0
Baseline contract value	£506,084.43

ACCESS*

Patients seen in 24 months	Total	Change since previous quarter
Quarter ending June 2016	5,757	
Quarter ending September 2016	5,685	↓
Quarter ending December 2016	5,615	↓
Quarter ending March 2017	5,565	→
Quarter ending June 2017	5,610	→
Variance since June 2016	(2.6%)	↓



ACTIVITY



Adjusted Scheduled Activity (UDA)		
Month	2017	2018
April	249	605
May	1,434	1,970
June	2,508	3,285
July	4,396	
August	5,790	
September	7,218	
October	8,702	
November	10,071	
December	11,564	
January	13,038	
February	14,600	
March	16,218	
April	16,899	
May	16,857	
June	16,874	

QUALITY

	Quantity	Base Number	Contract	AT	Region	England
% of FP17s for the same patient ID Re-attending within 3 months - Children	44	491	9.0%	10.2%	11.6%	12.0%
% of FP17s for the same patient ID Re-attending within 3 months - Adults	179	1,603	11.2%	14.6%	15.9%	16.0%
% of FP17s for the same patient ID Re-attending between 3 & 9 months - Children	333	491	67.8%	59.5%	60.4%	58.0%
% of FP17s for the same patient ID Re-attending between 3 & 9 months - Adults	1,131	1,603	70.6%	51.5%	52.3%	50.9%
% of FP17s for Band 1 Urgent Courses	86	1,576	5.5%	10.3%	9.5%	9.1%
% of FP17s Relating to Free Repair or Replacements	10	1,576	0.6%	0.8%	0.7%	0.8%
% of FP17s Relating to Continuations	4	1,576	0.3%	1.2%	1.0%	1.1%
% of Patients satisfied with the dentistry they have received	14	14	100.0%	91.8%	91.9%	91.7%
% of Patients satisfied with the time they had to wait for an appointment	13	14	92.9%	87.0%	88.0%	88.0%

* This is based on patients treated on this contract for their most recent course of treatment. Figures in italics indicate the base number of FP17s or Patient Questionnaire responses are less than 100. N/A is shown where the base number of responses is less than 10 during the period. % is calculated as Quantity/Base number*100

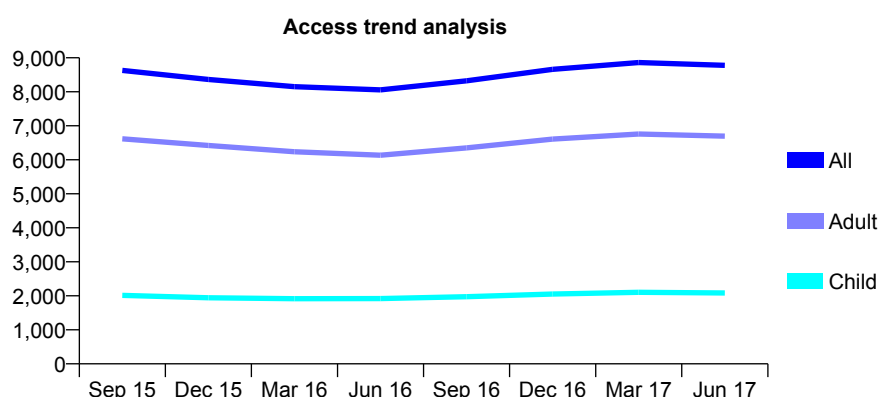
Q66 - Vital Signs At a Glance Contract Report for 149756/0001 - June 2017

Name or company name	IDH 331 Ltd
Contract type name	GDS Contract
Purpose of contract	General
Contract start date	01/12/2008
Contract end date	

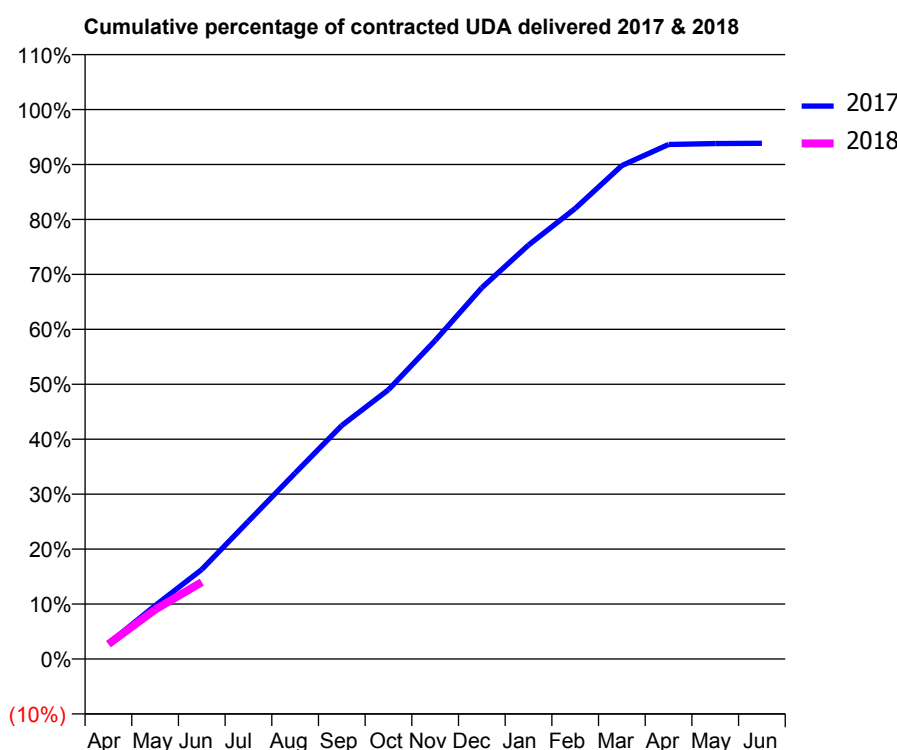
17/18 Contracted general activity (UDA)	25,452
Carry forward general activity (UDA)	0
17/18 Contracted orthodontic activity (UOA)	0
Carry forward orthodontic activity (UOA)	0
Baseline contract value	£664,880.75

ACCESS*

Patients seen in 24 months	Total	Change since previous quarter
Quarter ending June 2016	8,055	
Quarter ending September 2016	8,325	↑
Quarter ending December 2016	8,661	↑
Quarter ending March 2017	8,859	↑
Quarter ending June 2017	8,778	→
Variance since June 2016	9.0%	↑



ACTIVITY



Adjusted Scheduled Activity (UDA)		
Month	2017	2018
April	722	690
May	2,473	2,289
June	4,146	3,559
July	6,382	
August	8,616	
September	10,816	
October	12,472	
November	14,755	
December	17,199	
January	19,172	
February	20,866	
March	22,854	
April	23,834	
May	23,872	
June	23,888	

QUALITY

	Quantity	Base Number	Contract	AT	Region	England
% of FP17s for the same patient ID Re-attending within 3 months - Children	52	723	7.2%	10.2%	11.6%	12.0%
% of FP17s for the same patient ID Re-attending within 3 months - Adults	293	2,123	13.8%	14.6%	15.9%	16.0%
% of FP17s for the same patient ID Re-attending between 3 & 9 months - Children	479	723	66.3%	59.5%	60.4%	58.0%
% of FP17s for the same patient ID Re-attending between 3 & 9 months - Adults	1,199	2,123	56.5%	51.5%	52.3%	50.9%
% of FP17s for Band 1 Urgent Courses	151	2,069	7.3%	10.3%	9.5%	9.1%
% of FP17s Relating to Free Repair or Replacements	14	2,069	0.7%	0.8%	0.7%	0.8%
% of FP17s Relating to Continuations	49	2,069	2.4%	1.2%	1.0%	1.1%
% of Patients satisfied with the dentistry they have received	22	24	91.7%	91.8%	91.9%	91.7%
% of Patients satisfied with the time they had to wait for an appointment	21	24	87.5%	87.0%	88.0%	88.0%

* This is based on patients treated on this contract for their most recent course of treatment. Figures in italics indicate the base number of FP17s or Patient Questionnaire responses are less than 100. N/A is shown where the base number of responses is less than 10 during the period. % is calculated as Quantity/Base number*100

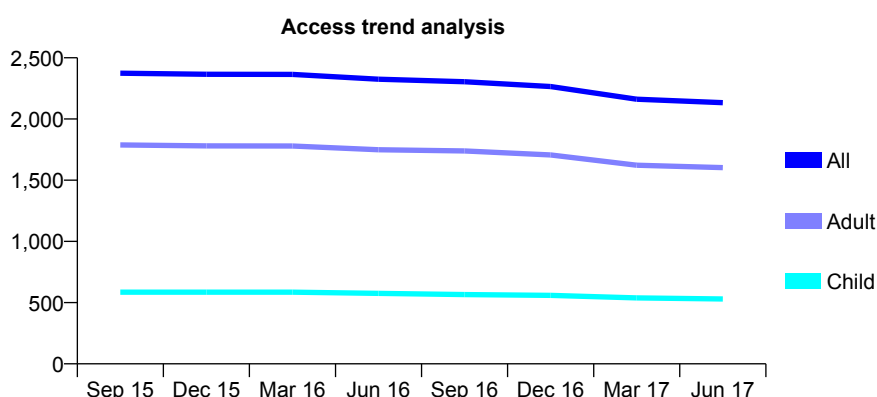
Q66 - Vital Signs At a Glance Contract Report for 150088/0001 - June 2017

Name or company name	Ben Pearson Limited
Contract type name	GDS Contract
Purpose of contract	General
Contract start date	01/04/2010
Contract end date	

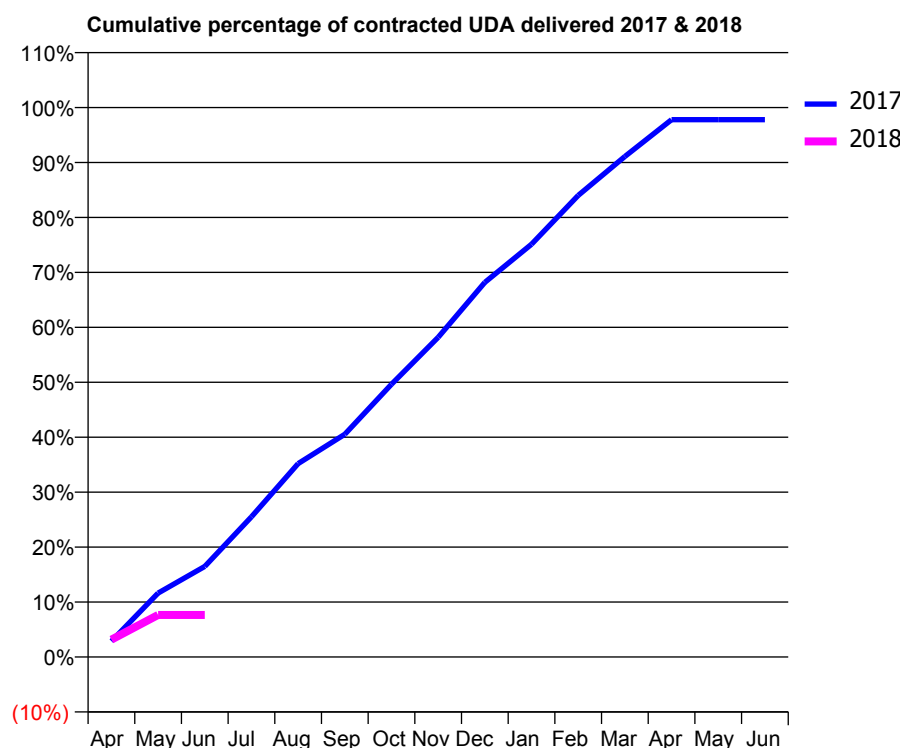
17/18 Contracted general activity (UDA)	6,422
Carry forward general activity (UDA)	0
17/18 Contracted orthodontic activity (UOA)	0
Carry forward orthodontic activity (UOA)	0
Baseline contract value	£218,564.39

ACCESS*

Patients seen in 24 months	Total	Change since previous quarter
Quarter ending June 2016	2,325	
Quarter ending September 2016	2,305	→
Quarter ending December 2016	2,265	↓
Quarter ending March 2017	2,162	↓
Quarter ending June 2017	2,133	↓
Variance since June 2016	(8.3%)	↓



ACTIVITY



Adjusted Scheduled Activity (UDA)		
Month	2017	2018
April	184	204
May	748	492
June	1,059	492
July	1,638	
August	2,261	
September	2,603	
October	3,187	
November	3,737	
December	4,378	
January	4,824	
February	5,394	
March	5,850	
April	6,279	
May	6,279	
June	6,279	

QUALITY

	Quantity	Base Number	Contract	AT	Region	England
% of FP17s for the same patient ID Re-attending within 3 months - Children	6	112	5.4%	10.2%	11.6%	12.0%
% of FP17s for the same patient ID Re-attending within 3 months - Adults	48	331	14.5%	14.6%	15.9%	16.0%
% of FP17s for the same patient ID Re-attending between 3 & 9 months - Children	77	112	68.8%	59.5%	60.4%	58.0%
% of FP17s for the same patient ID Re-attending between 3 & 9 months - Adults	169	331	51.1%	51.5%	52.3%	50.9%
% of FP17s for Band 1 Urgent Courses	11	271	4.1%	10.3%	9.5%	9.1%
% of FP17s Relating to Free Repair or Replacements	3	271	1.1%	0.8%	0.7%	0.8%
% of FP17s Relating to Continuations	4	271	1.5%	1.2%	1.0%	1.1%
% of Patients satisfied with the dentistry they have received	4	4	N/A	91.8%	91.9%	91.7%
% of Patients satisfied with the time they had to wait for an appointment	4	4	N/A	87.0%	88.0%	88.0%

* This is based on patients treated on this contract for their most recent course of treatment. Figures in italics indicate the base number of FP17s or Patient Questionnaire responses are less than 100. N/A is shown where the base number of responses is less than 10 during the period. % is calculated as Quantity/Base number*100

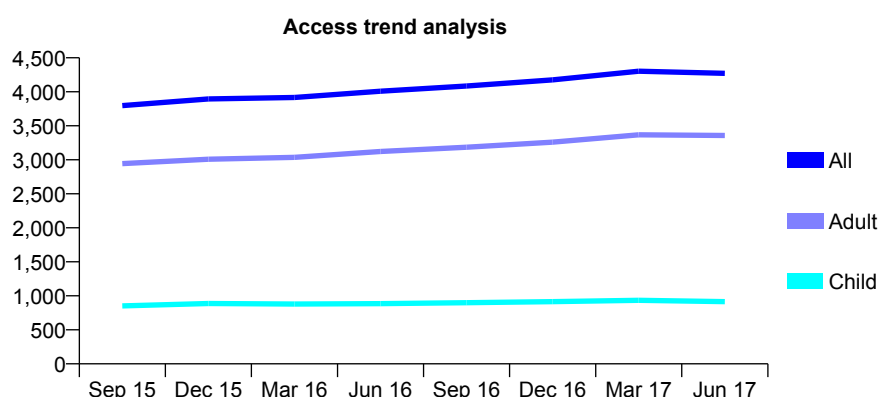
Q66 - Vital Signs At a Glance Contract Report for 150940/0001 - June 2017

Name or company name	Salisbury Villa Ltd
Contract type name	GDS Contract
Purpose of contract	General
Contract start date	03/12/2007
Contract end date	

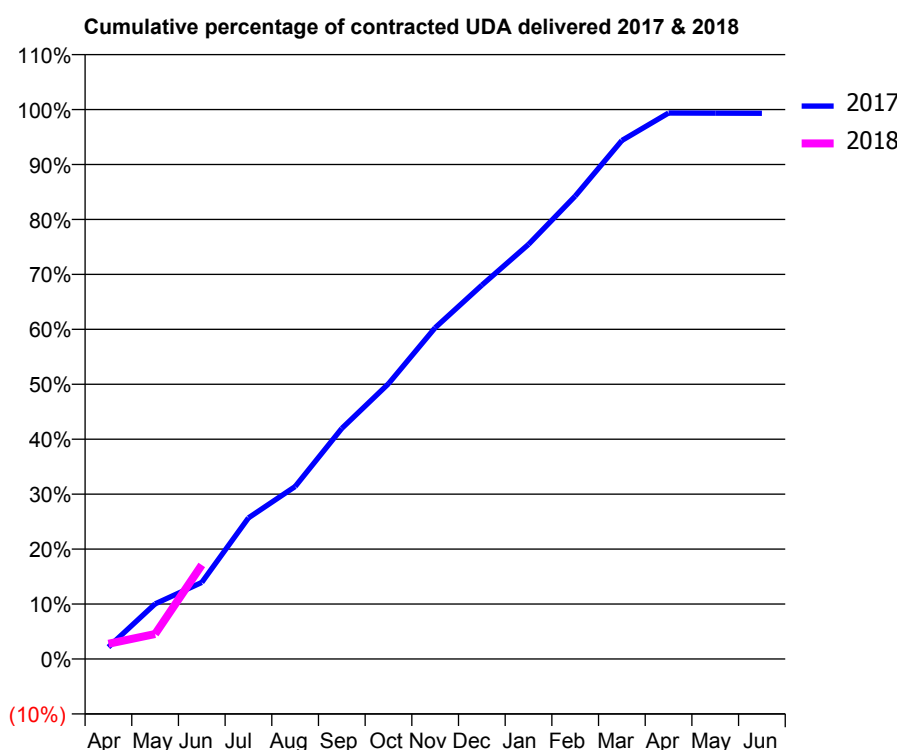
17/18 Contracted general activity (UDA)	9,000
Carry forward general activity (UDA)	0
17/18 Contracted orthodontic activity (UOA)	0
Carry forward orthodontic activity (UOA)	0
Baseline contract value	£226,619.70

ACCESS*

Patients seen in 24 months	Total	Change since previous quarter
Quarter ending June 2016	4,008	
Quarter ending September 2016	4,085	→
Quarter ending December 2016	4,175	↑
Quarter ending March 2017	4,302	↑
Quarter ending June 2017	4,272	→
Variance since June 2016	6.6%	↑



ACTIVITY



Adjusted Scheduled Activity (UDA)		
Month	2017	2018
April	195	249
May	903	410
June	1,255	1,540
July	2,311	
August	2,825	
September	3,777	
October	4,509	
November	5,427	
December	6,122	
January	6,792	
February	7,582	
March	8,493	
April	8,942	
May	8,941	
June	8,938	

QUALITY

	Quantity	Base Number	Contract	AT	Region	England
% of FP17s for the same patient ID Re-attending within 3 months - Children	28	311	9.0%	10.2%	11.6%	12.0%
% of FP17s for the same patient ID Re-attending within 3 months - Adults	143	1,057	13.5%	14.6%	15.9%	16.0%
% of FP17s for the same patient ID Re-attending between 3 & 9 months - Children	193	311	62.1%	59.5%	60.4%	58.0%
% of FP17s for the same patient ID Re-attending between 3 & 9 months - Adults	564	1,057	53.4%	51.5%	52.3%	50.9%
% of FP17s for Band 1 Urgent Courses	179	948	18.9%	10.3%	9.5%	9.1%
% of FP17s Relating to Free Repair or Replacements	7	948	0.7%	0.8%	0.7%	0.8%
% of FP17s Relating to Continuations	4	948	0.4%	1.2%	1.0%	1.1%
% of Patients satisfied with the dentistry they have received	18	19	94.7%	91.8%	91.9%	91.7%
% of Patients satisfied with the time they had to wait for an appointment	18	19	94.7%	87.0%	88.0%	88.0%

* This is based on patients treated on this contract for their most recent course of treatment. Figures in italics indicate the base number of FP17s or Patient Questionnaire responses are less than 100. N/A is shown where the base number of responses is less than 10 during the period. % is calculated as Quantity/Base number*100

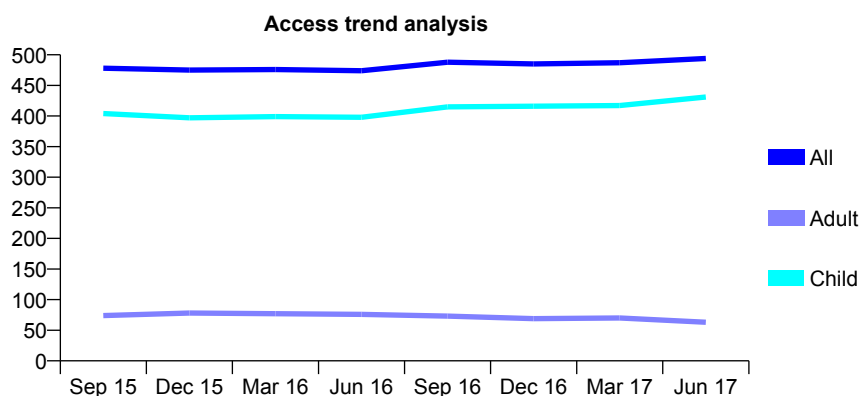
Q66 - Vital Signs At a Glance Contract Report for 151149/0001 - June 2017

Name or company name	B & M Dental Care Ltd
Contract type name	GDS Contract
Purpose of contract	General
Contract start date	01/11/2013
Contract end date	

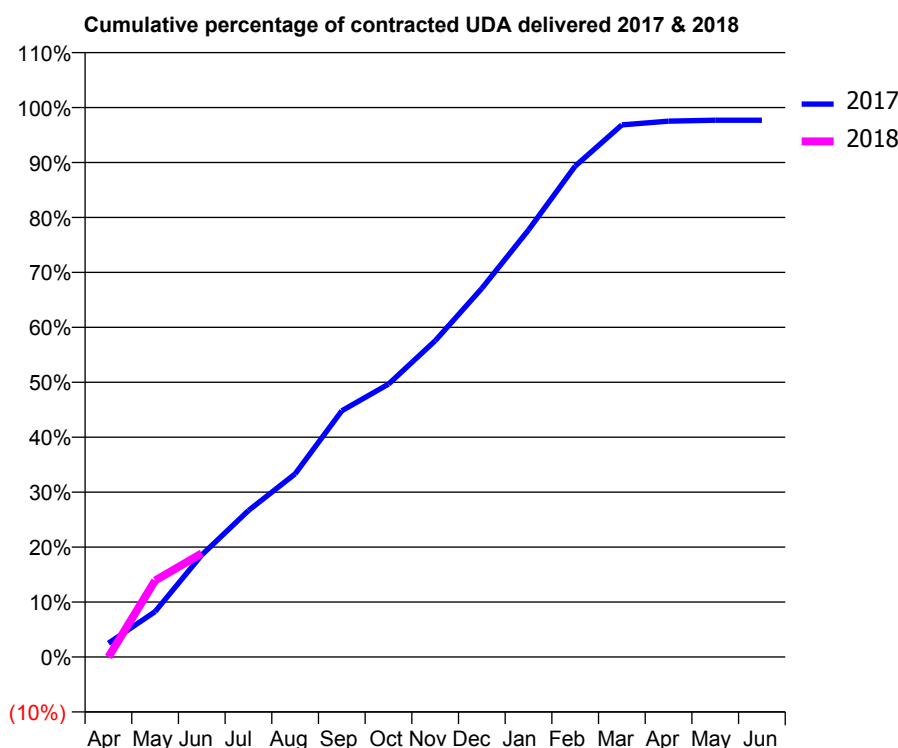
17/18 Contracted general activity (UDA)	1,154
Carry forward general activity (UDA)	0
17/18 Contracted orthodontic activity (UOA)	0
Carry forward orthodontic activity (UOA)	0
Baseline contract value	£27,216.26

ACCESS*

Patients seen in 24 months	Total	Change since previous quarter
Quarter ending June 2016	474	
Quarter ending September 2016	488	↑
Quarter ending December 2016	485	→
Quarter ending March 2017	487	→
Quarter ending June 2017	494	→
Variance since June 2016	4.2%	↑



ACTIVITY



Month	Adjusted Scheduled Activity (UDA)	
	2017	2018
April	29	0
May	95	161
June	214	218
July	308	
August	385	
September	517	
October	573	
November	664	
December	774	
January	897	
February	1,031	
March	1,117	
April	1,125	
May	1,127	
June	1,127	

QUALITY

	Quantity	Base Number	Contract	AT	Region	England
% of FP17s for the same patient ID Re-attending within 3 months - Children	4	151	2.6%	10.2%	11.6%	12.0%
% of FP17s for the same patient ID Re-attending within 3 months - Adults	1	9	11.1%	14.6%	15.9%	16.0%
% of FP17s for the same patient ID Re-attending between 3 & 9 months - Children	95	151	62.9%	59.5%	60.4%	58.0%
% of FP17s for the same patient ID Re-attending between 3 & 9 months - Adults	6	9	66.7%	51.5%	52.3%	50.9%
% of FP17s for Band 1 Urgent Courses	3	152	2.0%	10.3%	9.5%	9.1%
% of FP17s Relating to Free Repair or Replacements	0	152	0.0%	0.8%	0.7%	0.8%
% of FP17s Relating to Continuations	0	152	0.0%	1.2%	1.0%	1.1%
% of Patients satisfied with the dentistry they have received	0	0	N/A	91.8%	91.9%	91.7%
% of Patients satisfied with the time they had to wait for an appointment	0	0	N/A	87.0%	88.0%	88.0%

* This is based on patients treated on this contract for their most recent course of treatment. Figures in italics indicate the base number of FP17s or Patient Questionnaire responses are less than 100. N/A is shown where the base number of responses is less than 10 during the period. % is calculated as Quantity/Base number*100

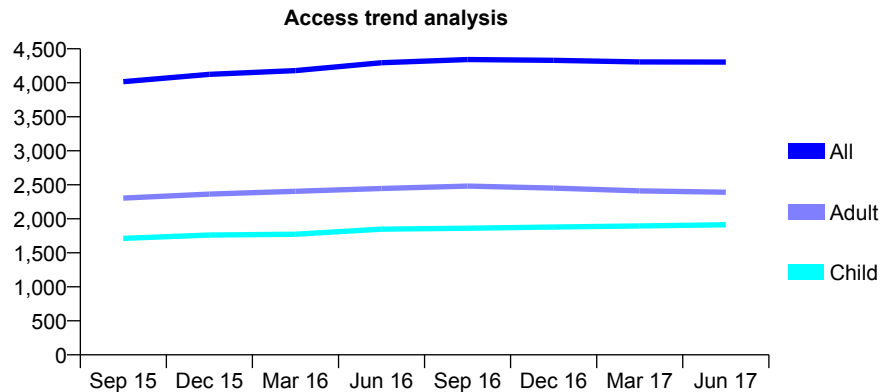
Q66 - Vital Signs At a Glance Contract Report for 153001/0001 - June 2017

Name or company name	Gentle Dental UK Ltd
Contract type name	GDS Contract
Purpose of contract	General
Contract start date	01/12/2007
Contract end date	

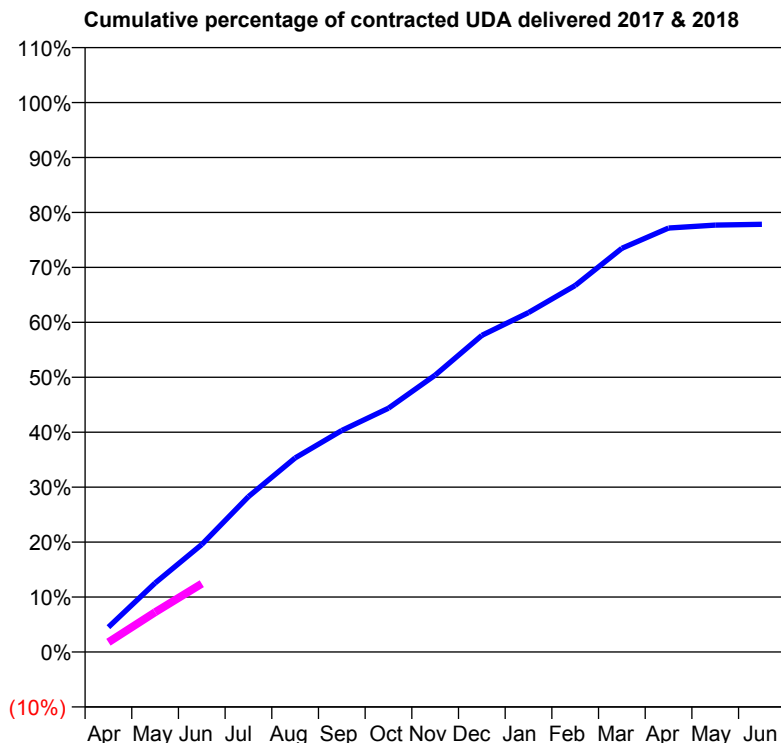
17/18 Contracted general activity (UDA)	14,673
Carry forward general activity (UDA)	0
17/18 Contracted orthodontic activity (UOA)	0
Carry forward orthodontic activity (UOA)	0
Baseline contract value	£384,270.64

ACCESS*

Patients seen in 24 months	Total	Change since previous quarter
Quarter ending June 2016	4,295	
Quarter ending September 2016	4,343	→
Quarter ending December 2016	4,330	→
Quarter ending March 2017	4,306	→
Quarter ending June 2017	4,304	→
Variance since June 2016	0.2%	→



ACTIVITY



Adjusted Scheduled Activity (UDA)		
Month	2017	2018
April	662	260
May	1,842	1,063
June	2,870	1,823
July	4,149	
August	5,181	
September	5,915	
October	6,512	
November	7,395	
December	8,453	
January	9,065	
February	9,785	
March	10,780	
April	11,321	
May	11,399	
June	11,421	

QUALITY

	Quantity	Base Number	Contract	AT	Region	England
% of FP17s for the same patient ID Re-attending within 3 months - Children	83	715	11.6%	10.2%	11.6%	12.0%
% of FP17s for the same patient ID Re-attending within 3 months - Adults	92	797	11.5%	14.6%	15.9%	16.0%
% of FP17s for the same patient ID Re-attending between 3 & 9 months - Children	429	715	60.0%	59.5%	60.4%	58.0%
% of FP17s for the same patient ID Re-attending between 3 & 9 months - Adults	516	797	64.7%	51.5%	52.3%	50.9%
% of FP17s for Band 1 Urgent Courses	32	974	3.3%	10.3%	9.5%	9.1%
% of FP17s Relating to Free Repair or Replacements	0	974	0.0%	0.8%	0.7%	0.8%
% of FP17s Relating to Continuations	4	974	0.4%	1.2%	1.0%	1.1%
% of Patients satisfied with the dentistry they have received	10	12	83.3%	91.8%	91.9%	91.7%
% of Patients satisfied with the time they had to wait for an appointment	11	12	91.7%	87.0%	88.0%	88.0%

* This is based on patients treated on this contract for their most recent course of treatment. Figures in italics indicate the base number of FP17s or Patient Questionnaire responses are less than 100. N/A is shown where the base number of responses is less than 10 during the period. % is calculated as Quantity/Base number*100

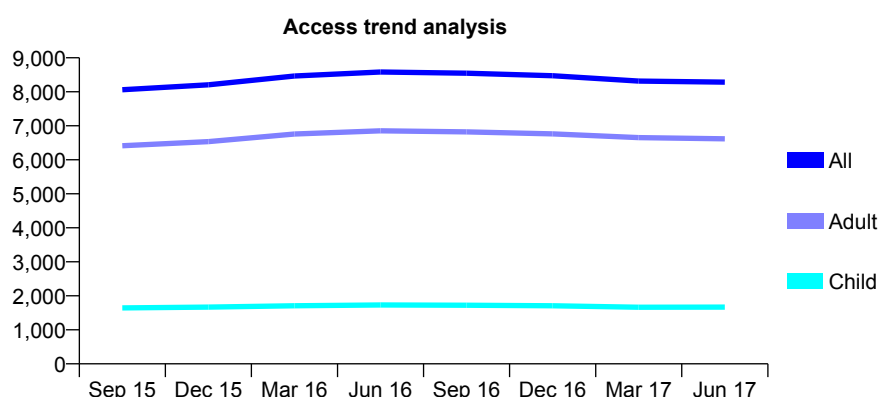
Q66 - Vital Signs At a Glance Contract Report for 157260/0001 - June 2017

Name or company name	Dart Vale Dental Care Ltd
Contract type name	GDS Contract
Purpose of contract	General
Contract start date	01/10/2008
Contract end date	

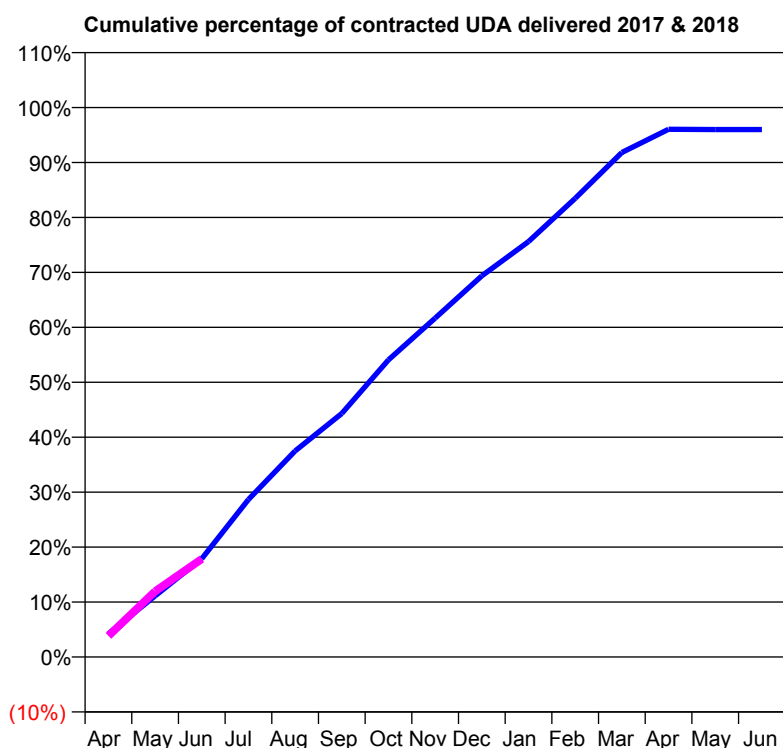
17/18 Contracted general activity (UDA)	25,500
Carry forward general activity (UDA)	0
17/18 Contracted orthodontic activity (UOA)	0
Carry forward orthodontic activity (UOA)	0
Baseline contract value	£633,439.62

ACCESS*

Patients seen in 24 months	Total	Change since previous quarter
Quarter ending June 2016	8,584	
Quarter ending September 2016	8,546	→
Quarter ending December 2016	8,472	→
Quarter ending March 2017	8,315	↓
Quarter ending June 2017	8,285	→
Variance since June 2016	(3.5%)	↓



ACTIVITY



Adjusted Scheduled Activity (UDA)		
Month	2017	2018
April	1,079	981
May	2,835	3,045
June	4,564	4,552
July	7,308	
August	9,565	
September	11,300	
October	13,790	
November	15,725	
December	17,686	
January	19,280	
February	21,282	
March	23,410	
April	24,487	
May	24,476	
June	24,476	

QUALITY

	Quantity	Base Number	Contract	AT	Region	England
% of FP17s for the same patient ID Re-attending within 3 months - Children	49	663	7.4%	10.2%	11.6%	12.0%
% of FP17s for the same patient ID Re-attending within 3 months - Adults	347	2,406	14.4%	14.6%	15.9%	16.0%
% of FP17s for the same patient ID Re-attending between 3 & 9 months - Children	421	663	63.5%	59.5%	60.4%	58.0%
% of FP17s for the same patient ID Re-attending between 3 & 9 months - Adults	1,555	2,406	64.6%	51.5%	52.3%	50.9%
% of FP17s for Band 1 Urgent Courses	250	2,572	9.7%	10.3%	9.5%	9.1%
% of FP17s Relating to Free Repair or Replacements	22	2,572	0.9%	0.8%	0.7%	0.8%
% of FP17s Relating to Continuations	25	2,572	1.0%	1.2%	1.0%	1.1%
% of Patients satisfied with the dentistry they have received	24	26	92.3%	91.8%	91.9%	91.7%
% of Patients satisfied with the time they had to wait for an appointment	23	26	88.5%	87.0%	88.0%	88.0%

* This is based on patients treated on this contract for their most recent course of treatment. Figures in italics indicate the base number of FP17s or Patient Questionnaire responses are less than 100. N/A is shown where the base number of responses is less than 10 during the period. % is calculated as Quantity/Base number*100

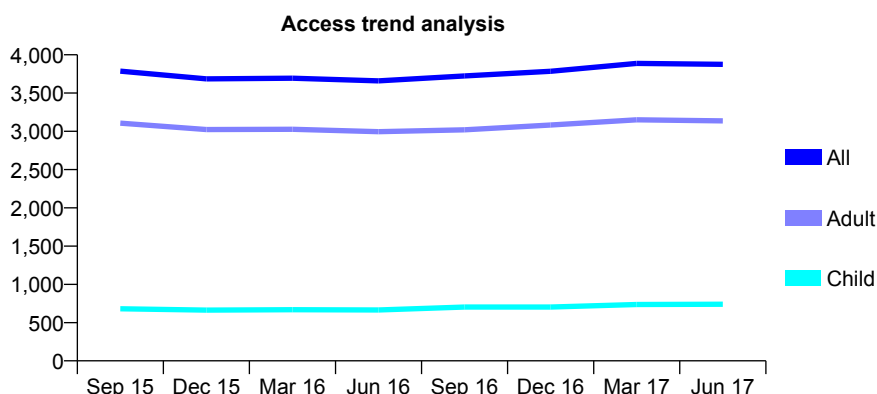
Q66 - Vital Signs At a Glance Contract Report for 159298/0001 - June 2017

Name or company name	DP Shipsey & AMA Shipsey
Contract type name	GDS Contract
Purpose of contract	General
Contract start date	01/04/2012
Contract end date	

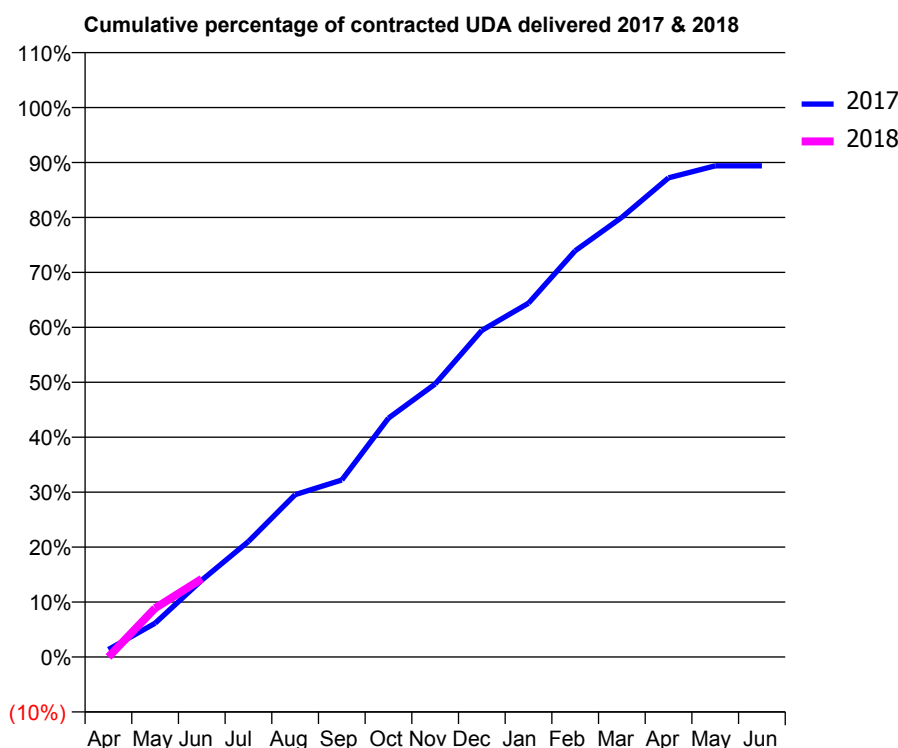
17/18 Contracted general activity (UDA)	15,500
Carry forward general activity (UDA)	0
17/18 Contracted orthodontic activity (UOA)	0
Carry forward orthodontic activity (UOA)	0
Baseline contract value	£407,589.60

ACCESS*

Patients seen in 24 months	Total	Change since previous quarter
Quarter ending June 2016	3,660	
Quarter ending September 2016	3,723	→
Quarter ending December 2016	3,785	→
Quarter ending March 2017	3,887	↑
Quarter ending June 2017	3,876	→
Variance since June 2016	5.9%	↑



ACTIVITY



Adjusted Scheduled Activity (UDA)		
Month	2017	2018
April	214	0
May	952	1,377
June	2,169	2,205
July	3,259	
August	4,580	
September	4,992	
October	6,738	
November	7,700	
December	9,213	
January	9,979	
February	11,460	
March	12,405	
April	13,515	
May	13,855	
June	13,856	

QUALITY

	Quantity	Base Number	Contract	AT	Region	England
% of FP17s for the same patient ID Re-attending within 3 months - Children	14	249	5.6%	10.2%	11.6%	12.0%
% of FP17s for the same patient ID Re-attending within 3 months - Adults	186	1,233	15.1%	14.6%	15.9%	16.0%
% of FP17s for the same patient ID Re-attending between 3 & 9 months - Children	127	249	51.0%	59.5%	60.4%	58.0%
% of FP17s for the same patient ID Re-attending between 3 & 9 months - Adults	699	1,233	56.7%	51.5%	52.3%	50.9%
% of FP17s for Band 1 Urgent Courses	87	1,004	8.7%	10.3%	9.5%	9.1%
% of FP17s Relating to Free Repair or Replacements	13	1,004	1.3%	0.8%	0.7%	0.8%
% of FP17s Relating to Continuations	18	1,004	1.8%	1.2%	1.0%	1.1%
% of Patients satisfied with the dentistry they have received	8	9	N/A	91.8%	91.9%	91.7%
% of Patients satisfied with the time they had to wait for an appointment	9	9	N/A	87.0%	88.0%	88.0%

* This is based on patients treated on this contract for their most recent course of treatment. Figures in italics indicate the base number of FP17s or Patient Questionnaire responses are less than 100. N/A is shown where the base number of responses is less than 10 during the period. % is calculated as Quantity/Base number*100

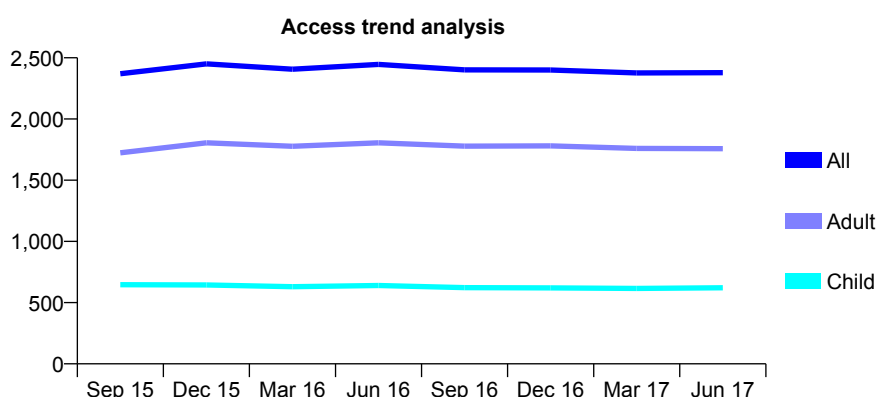
Q66 - Vital Signs At a Glance Contract Report for 159913/0001 - June 2017

Name or company name	Ingleby Dental Practice Limited
Contract type name	GDS Contract
Purpose of contract	General
Contract start date	01/05/2012
Contract end date	

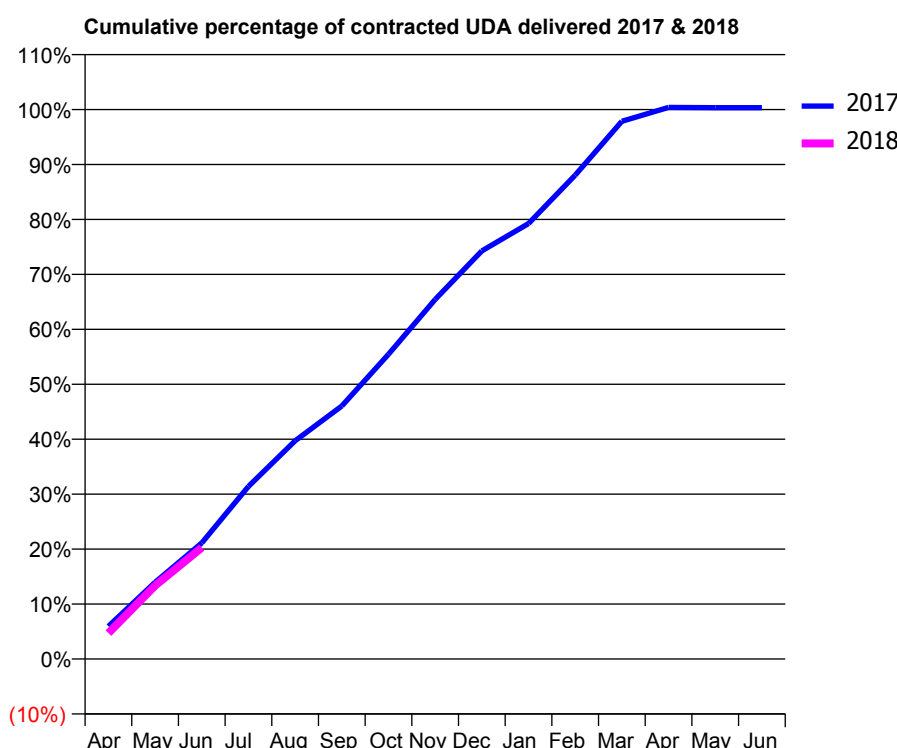
17/18 Contracted general activity (UDA)	6,529
Carry forward general activity (UDA)	0
17/18 Contracted orthodontic activity (UOA)	0
Carry forward orthodontic activity (UOA)	0
Baseline contract value	£177,547.88

ACCESS*

Patients seen in 24 months	Total	Change since previous quarter
Quarter ending June 2016	2,446	
Quarter ending September 2016	2,401	↓
Quarter ending December 2016	2,400	→
Quarter ending March 2017	2,376	↓
Quarter ending June 2017	2,379	→
Variance since June 2016	(2.7%)	↓



ACTIVITY



Adjusted Scheduled Activity (UDA)		
Month	2017	2018
April	389	308
May	911	873
June	1,379	1,324
July	2,051	
August	2,594	
September	3,006	
October	3,621	
November	4,272	
December	4,849	
January	5,174	
February	5,748	
March	6,389	
April	6,553	
May	6,551	
June	6,551	

QUALITY

	Quantity	Base Number	Contract	AT	Region	England
% of FP17s for the same patient ID Re-attending within 3 months - Children	6	222	2.7%	10.2%	11.6%	12.0%
% of FP17s for the same patient ID Re-attending within 3 months - Adults	55	589	9.3%	14.6%	15.9%	16.0%
% of FP17s for the same patient ID Re-attending between 3 & 9 months - Children	139	222	62.6%	59.5%	60.4%	58.0%
% of FP17s for the same patient ID Re-attending between 3 & 9 months - Adults	350	589	59.4%	51.5%	52.3%	50.9%
% of FP17s for Band 1 Urgent Courses	19	720	2.6%	10.3%	9.5%	9.1%
% of FP17s Relating to Free Repair or Replacements	2	720	0.3%	0.8%	0.7%	0.8%
% of FP17s Relating to Continuations	16	720	2.2%	1.2%	1.0%	1.1%
% of Patients satisfied with the dentistry they have received	1	1	N/A	91.8%	91.9%	91.7%
% of Patients satisfied with the time they had to wait for an appointment	1	1	N/A	87.0%	88.0%	88.0%

* This is based on patients treated on this contract for their most recent course of treatment. Figures in italics indicate the base number of FP17s or Patient Questionnaire responses are less than 100. N/A is shown where the base number of responses is less than 10 during the period. % is calculated as Quantity/Base number*100

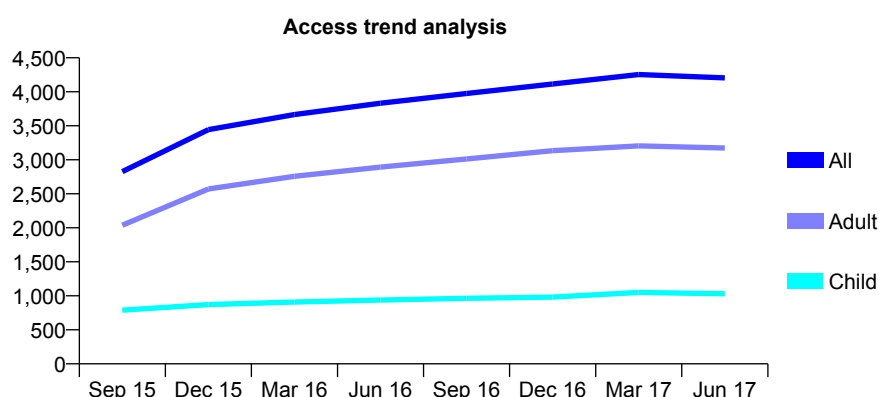
Q66 - Vital Signs At a Glance Contract Report for 160555/0001 - June 2017

Name or company name	Marlborough Dental Centre Partnership
Contract type name	GDS Contract
Purpose of contract	General
Contract start date	01/01/2015
Contract end date	

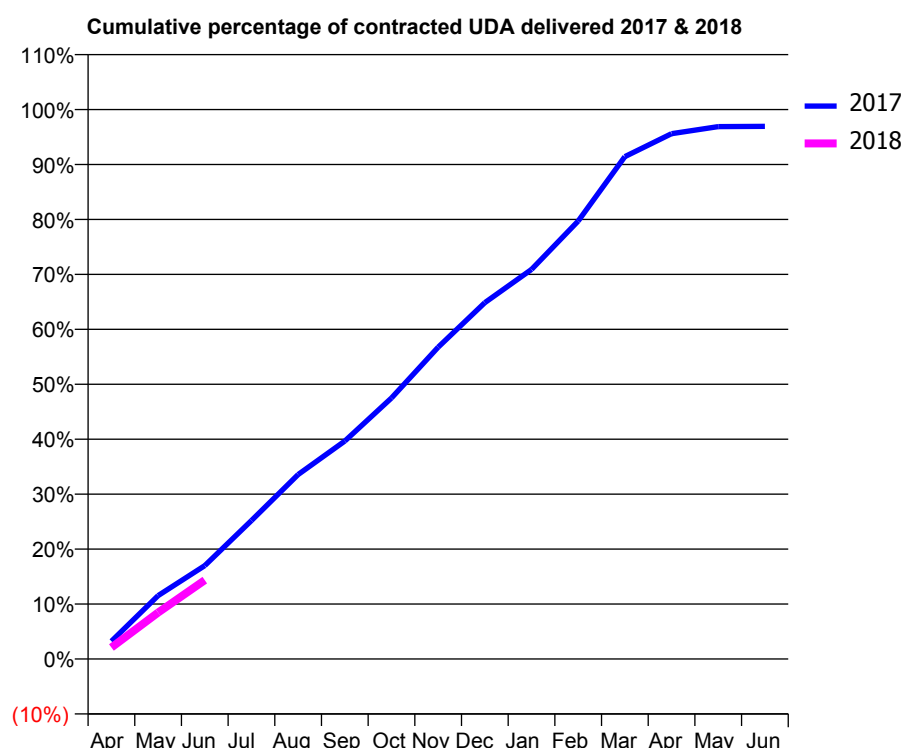
17/18 Contracted general activity (UDA)	13,361
Carry forward general activity (UDA)	0
17/18 Contracted orthodontic activity (UOA)	0
Carry forward orthodontic activity (UOA)	0
Baseline contract value	£344,665.22

ACCESS*

Patients seen in 24 months	Total	Change since previous quarter
Quarter ending June 2016	3,832	
Quarter ending September 2016	3,976	↑
Quarter ending December 2016	4,115	↑
Quarter ending March 2017	4,254	↑
Quarter ending June 2017	4,204	↓
Variance since June 2016	9.7%	↑



ACTIVITY



Adjusted Scheduled Activity (UDA)		
Month	2017	2018
April	432	280
May	1,542	1,131
June	2,270	1,919
July	3,367	
August	4,485	
September	5,298	
October	6,347	
November	7,583	
December	8,666	
January	9,473	
February	10,648	
March	12,214	
April	12,773	
May	12,945	
June	12,953	

QUALITY

	Quantity	Base Number	Contract	AT	Region	England
% of FP17s for the same patient ID Re-attending within 3 months - Children	29	368	7.9%	10.2%	11.6%	12.0%
% of FP17s for the same patient ID Re-attending within 3 months - Adults	140	966	14.5%	14.6%	15.9%	16.0%
% of FP17s for the same patient ID Re-attending between 3 & 9 months - Children	227	368	61.7%	59.5%	60.4%	58.0%
% of FP17s for the same patient ID Re-attending between 3 & 9 months - Adults	456	966	47.2%	51.5%	52.3%	50.9%
% of FP17s for Band 1 Urgent Courses	106	1,080	9.8%	10.3%	9.5%	9.1%
% of FP17s Relating to Free Repair or Replacements	20	1,080	1.9%	0.8%	0.7%	0.8%
% of FP17s Relating to Continuations	4	1,080	0.4%	1.2%	1.0%	1.1%
% of Patients satisfied with the dentistry they have received	11	12	91.7%	91.8%	91.9%	91.7%
% of Patients satisfied with the time they had to wait for an appointment	10	12	83.3%	87.0%	88.0%	88.0%

* This is based on patients treated on this contract for their most recent course of treatment. Figures in italics indicate the base number of FP17s or Patient Questionnaire responses are less than 100. N/A is shown where the base number of responses is less than 10 during the period. % is calculated as Quantity/Base number*100

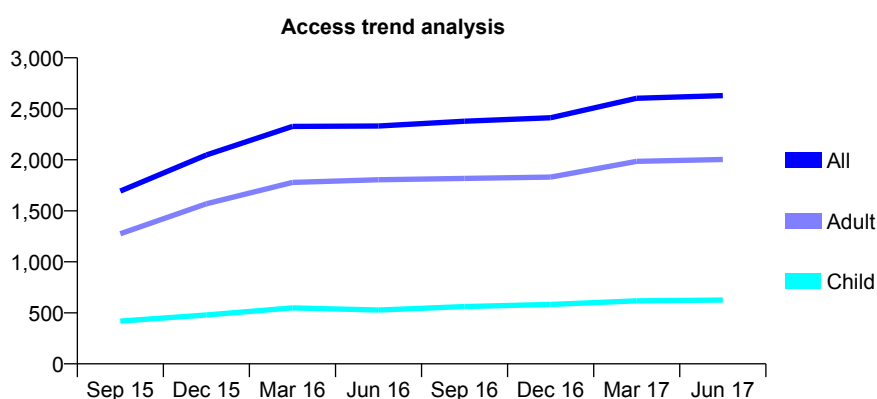
Q66 - Vital Signs At a Glance Contract Report for 160555/0002 - June 2017

Name or company name	Marlborough Dental Centre Partnership
Contract type name	GDS Contract
Purpose of contract	General
Contract start date	01/01/2015
Contract end date	

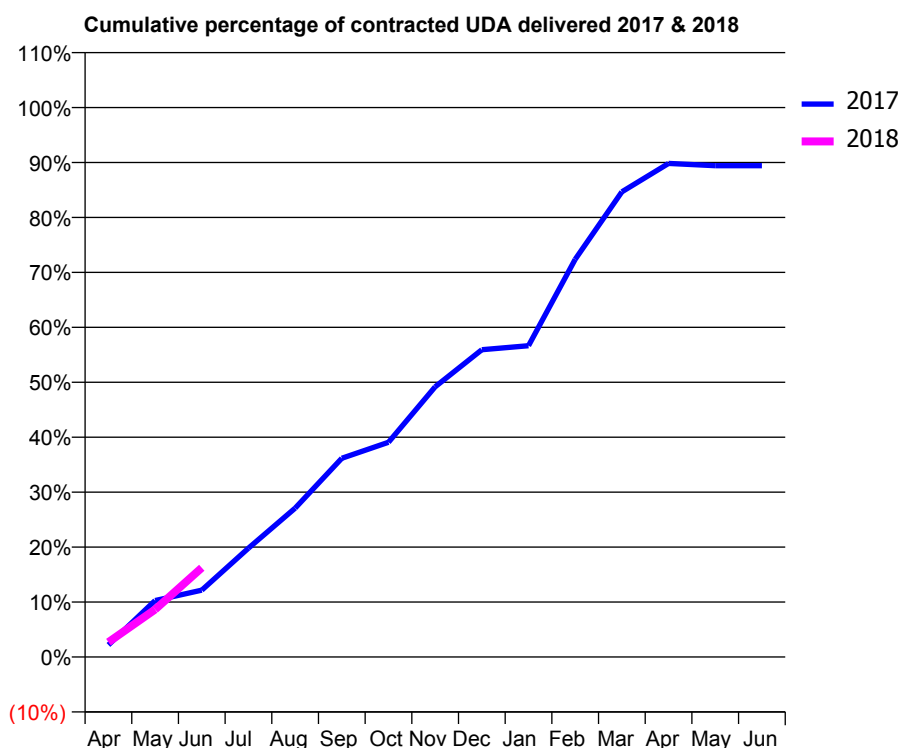
17/18 Contracted general activity (UDA)	7,561
Carry forward general activity (UDA)	0
17/18 Contracted orthodontic activity (UOA)	0
Carry forward orthodontic activity (UOA)	0
Baseline contract value	£201,685.13

ACCESS*

Patients seen in 24 months	Total	Change since previous quarter
Quarter ending June 2016	2,332	
Quarter ending September 2016	2,379	↑
Quarter ending December 2016	2,413	→
Quarter ending March 2017	2,603	↑
Quarter ending June 2017	2,629	→
Variance since June 2016	12.7%	↑



ACTIVITY



Adjusted Scheduled Activity (UDA)		
Month	2017	2018
April	166	205
May	776	654
June	919	1,228
July	1,498	
August	2,048	
September	2,735	
October	2,955	
November	3,718	
December	4,228	
January	4,283	
February	5,472	
March	6,400	
April	6,792	
May	6,760	
June	6,761	

QUALITY

	Quantity	Base Number	Contract	AT	Region	England
% of FP17s for the same patient ID Re-attending within 3 months - Children	7	209	3.3%	10.2%	11.6%	12.0%
% of FP17s for the same patient ID Re-attending within 3 months - Adults	66	538	12.3%	14.6%	15.9%	16.0%
% of FP17s for the same patient ID Re-attending between 3 & 9 months - Children	117	209	56.0%	59.5%	60.4%	58.0%
% of FP17s for the same patient ID Re-attending between 3 & 9 months - Adults	160	538	29.7%	51.5%	52.3%	50.9%
% of FP17s for Band 1 Urgent Courses	70	619	11.3%	10.3%	9.5%	9.1%
% of FP17s Relating to Free Repair or Replacements	5	619	0.8%	0.8%	0.7%	0.8%
% of FP17s Relating to Continuations	6	619	1.0%	1.2%	1.0%	1.1%
% of Patients satisfied with the dentistry they have received	6	7	N/A	91.8%	91.9%	91.7%
% of Patients satisfied with the time they had to wait for an appointment	6	7	N/A	87.0%	88.0%	88.0%

* This is based on patients treated on this contract for their most recent course of treatment. Figures in italics indicate the base number of FP17s or Patient Questionnaire responses are less than 100. N/A is shown where the base number of responses is less than 10 during the period. % is calculated as Quantity/Base number*100

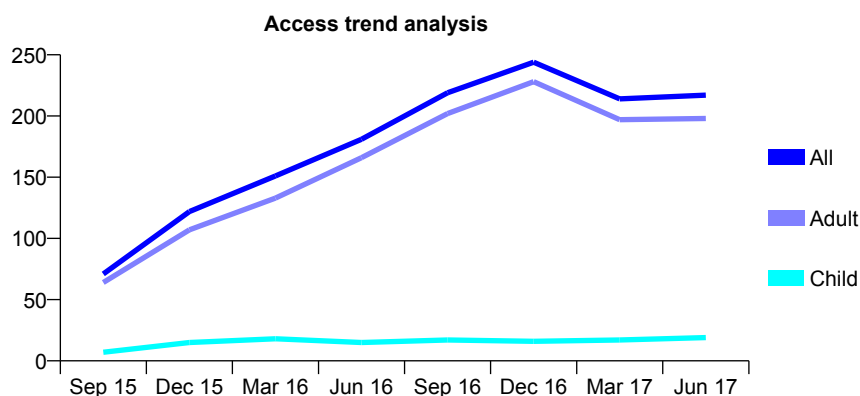
Q66 - Vital Signs At a Glance Contract Report for 160555/0003 - June 2017

Name or company name	Marlborough Dental Centre Partnership
Contract type name	GDS Contract
Purpose of contract	General
Contract start date	01/01/2015
Contract end date	

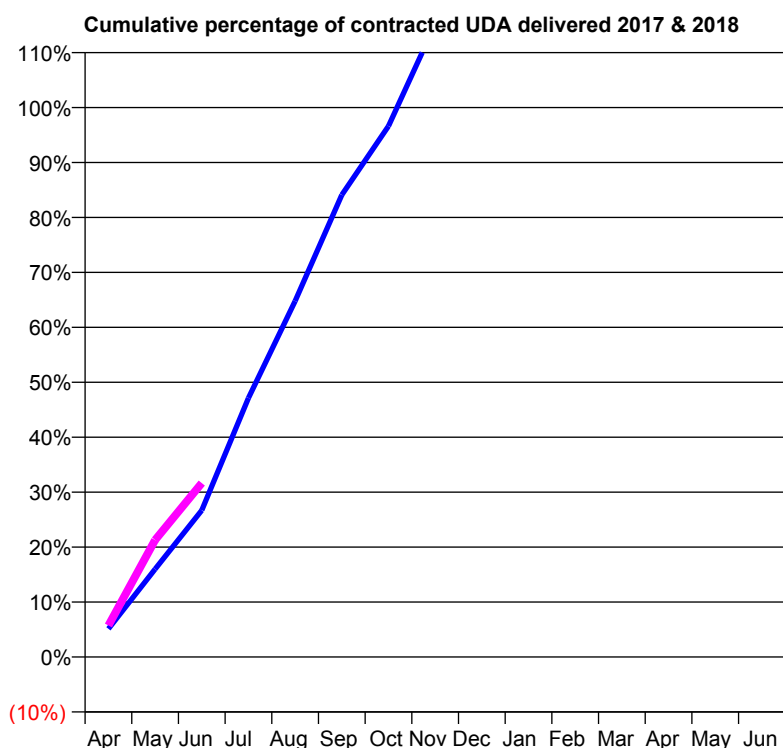
17/18 Contracted general activity (UDA)	230
Carry forward general activity (UDA)	0
17/18 Contracted orthodontic activity (UOA)	0
Carry forward orthodontic activity (UOA)	0
Baseline contract value	£30,501.62

ACCESS*

Patients seen in 24 months	Total	Change since previous quarter
Quarter ending June 2016	181	
Quarter ending September 2016	219	↑
Quarter ending December 2016	244	↑
Quarter ending March 2017	214	↓
Quarter ending June 2017	217	→
Variance since June 2016	19.9%	↑



ACTIVITY



Adjusted Scheduled Activity (UDA)		
Month	2017	2018
April	12	13
May	37	49
June	61	73
July	108	
August	149	
September	193	
October	222	
November	265	
December	283	
January	309	
February	335	
March	353	
April	371	
May	371	
June	371	

QUALITY

	Quantity	Base Number	Contract	AT	Region	England
% of FP17s for the same patient ID Re-attending within 3 months - Children	0	8	0.0%	10.2%	11.6%	12.0%
% of FP17s for the same patient ID Re-attending within 3 months - Adults	0	67	0.0%	14.6%	15.9%	16.0%
% of FP17s for the same patient ID Re-attending between 3 & 9 months - Children	0	8	0.0%	59.5%	60.4%	58.0%
% of FP17s for the same patient ID Re-attending between 3 & 9 months - Adults	1	67	1.5%	51.5%	52.3%	50.9%
% of FP17s for Band 1 Urgent Courses	54	60	90.0%	10.3%	9.5%	9.1%
% of FP17s Relating to Free Repair or Replacements	1	60	1.7%	0.8%	0.7%	0.8%
% of FP17s Relating to Continuations	0	60	0.0%	1.2%	1.0%	1.1%
% of Patients satisfied with the dentistry they have received	0	0	N/A	91.8%	91.9%	91.7%
% of Patients satisfied with the time they had to wait for an appointment	0	0	N/A	87.0%	88.0%	88.0%

* This is based on patients treated on this contract for their most recent course of treatment. Figures in italics indicate the base number of FP17s or Patient Questionnaire responses are less than 100. N/A is shown where the base number of responses is less than 10 during the period. % is calculated as Quantity/Base number*100

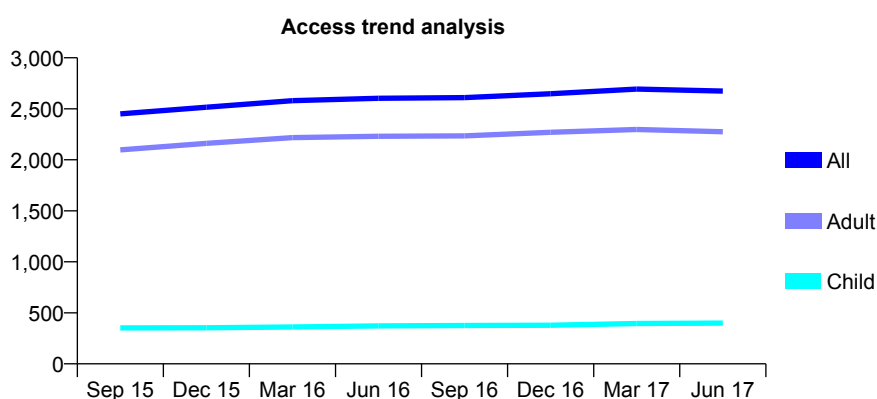
Q66 - Vital Signs At a Glance Contract Report for 160881/0001 - June 2017

Name or company name	The Trewirgie Dental Practice Partnership
Contract type name	GDS Contract
Purpose of contract	General
Contract start date	28/03/2014
Contract end date	

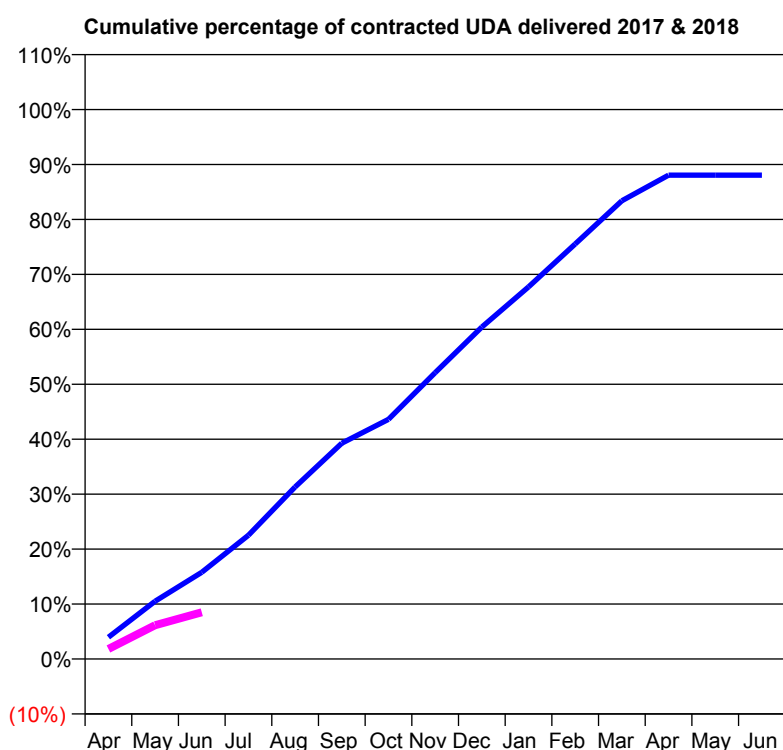
17/18 Contracted general activity (UDA)	14,000
Carry forward general activity (UDA)	0
17/18 Contracted orthodontic activity (UOA)	0
Carry forward orthodontic activity (UOA)	0
Baseline contract value	£363,158.84

ACCESS*

Patients seen in 24 months	Total	Change since previous quarter
Quarter ending June 2016	2,603	
Quarter ending September 2016	2,610	→
Quarter ending December 2016	2,648	→
Quarter ending March 2017	2,693	→
Quarter ending June 2017	2,674	→
Variance since June 2016	2.7%	↑



ACTIVITY



Adjusted Scheduled Activity (UDA)		
Month	2017	2018
April	364	258
May	966	863
June	1,450	1,192
July	2,069	
August	2,876	
September	3,607	
October	4,005	
November	4,786	
December	5,547	
January	6,220	
February	6,938	
March	7,658	
April	8,087	
May	8,086	
June	8,086	

QUALITY

	Quantity	Base Number	Contract	AT	Region	England
% of FP17s for the same patient ID Re-attending within 3 months - Children	6	118	5.1%	10.2%	11.6%	12.0%
% of FP17s for the same patient ID Re-attending within 3 months - Adults	62	619	10.0%	14.6%	15.9%	16.0%
% of FP17s for the same patient ID Re-attending between 3 & 9 months - Children	55	118	46.6%	59.5%	60.4%	58.0%
% of FP17s for the same patient ID Re-attending between 3 & 9 months - Adults	317	619	51.2%	51.5%	52.3%	50.9%
% of FP17s for Band 1 Urgent Courses	38	584	6.5%	10.3%	9.5%	9.1%
% of FP17s Relating to Free Repair or Replacements	2	584	0.3%	0.8%	0.7%	0.8%
% of FP17s Relating to Continuations	7	584	1.2%	1.2%	1.0%	1.1%
% of Patients satisfied with the dentistry they have received	7	8	N/A	91.8%	91.9%	91.7%
% of Patients satisfied with the time they had to wait for an appointment	6	8	N/A	87.0%	88.0%	88.0%

* This is based on patients treated on this contract for their most recent course of treatment. Figures in italics indicate the base number of FP17s or Patient Questionnaire responses are less than 100. N/A is shown where the base number of responses is less than 10 during the period. % is calculated as Quantity/Base number*100

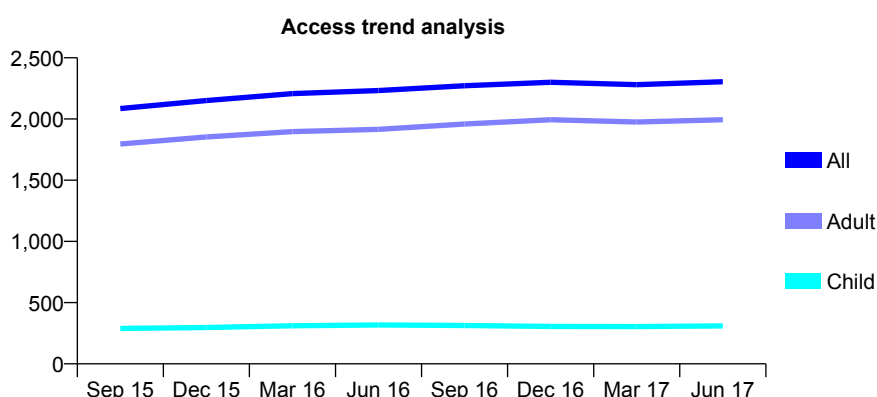
Q66 - Vital Signs At a Glance Contract Report for 161128/0001 - June 2017

Name or company name	The Old Brewery Yard Dental Practice Part
Contract type name	GDS Contract
Purpose of contract	General
Contract start date	17/12/2013
Contract end date	

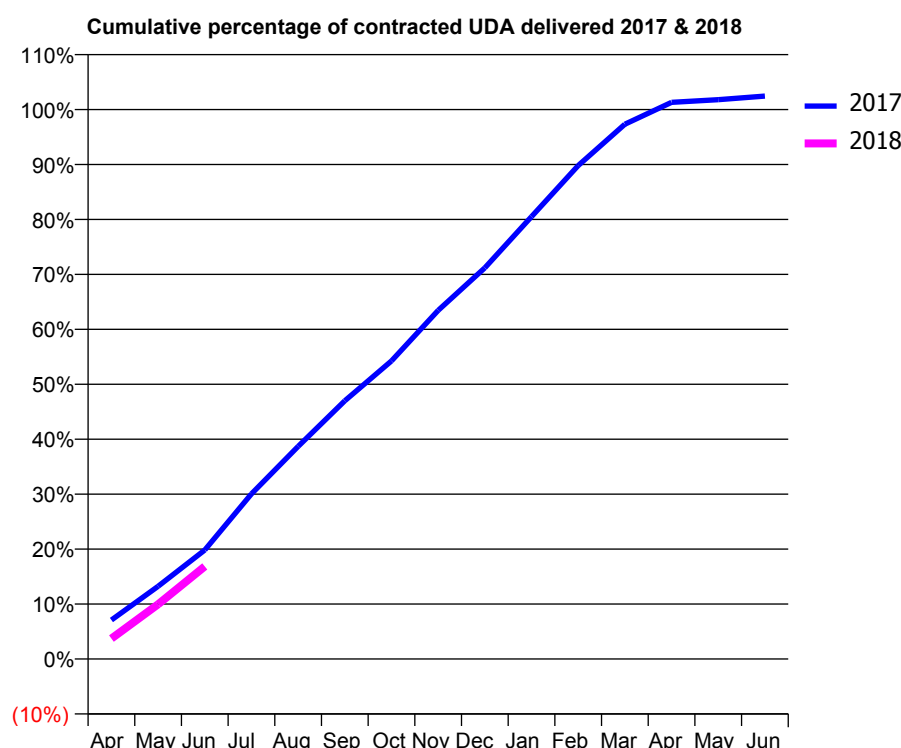
17/18 Contracted general activity (UDA)	8,000
Carry forward general activity (UDA)	0
17/18 Contracted orthodontic activity (UOA)	0
Carry forward orthodontic activity (UOA)	0
Baseline contract value	£168,916.56

ACCESS*

Patients seen in 24 months	Total	Change since previous quarter
Quarter ending June 2016	2,233	
Quarter ending September 2016	2,272	→
Quarter ending December 2016	2,300	→
Quarter ending March 2017	2,280	→
Quarter ending June 2017	2,304	→
Variance since June 2016	3.2%	↑



ACTIVITY



Adjusted Scheduled Activity (UDA)		
Month	2017	2018
April	567	297
May	1,059	796
June	1,587	1,349
July	2,404	
August	3,096	
September	3,759	
October	4,341	
November	5,075	
December	5,695	
January	6,441	
February	7,184	
March	7,785	
April	8,104	
May	8,144	
June	8,195	

QUALITY

	Quantity	Base Number	Contract	AT	Region	England
% of FP17s for the same patient ID Re-attending within 3 months - Children	9	136	6.6%	10.2%	11.6%	12.0%
% of FP17s for the same patient ID Re-attending within 3 months - Adults	123	825	14.9%	14.6%	15.9%	16.0%
% of FP17s for the same patient ID Re-attending between 3 & 9 months - Children	102	136	75.0%	59.5%	60.4%	58.0%
% of FP17s for the same patient ID Re-attending between 3 & 9 months - Adults	444	825	53.8%	51.5%	52.3%	50.9%
% of FP17s for Band 1 Urgent Courses	79	798	9.9%	10.3%	9.5%	9.1%
% of FP17s Relating to Free Repair or Replacements	8	798	1.0%	0.8%	0.7%	0.8%
% of FP17s Relating to Continuations	8	798	1.0%	1.2%	1.0%	1.1%
% of Patients satisfied with the dentistry they have received	12	13	92.3%	91.8%	91.9%	91.7%
% of Patients satisfied with the time they had to wait for an appointment	12	13	92.3%	87.0%	88.0%	88.0%

* This is based on patients treated on this contract for their most recent course of treatment. Figures in italics indicate the base number of FP17s or Patient Questionnaire responses are less than 100. N/A is shown where the base number of responses is less than 10 during the period. % is calculated as Quantity/Base number*100

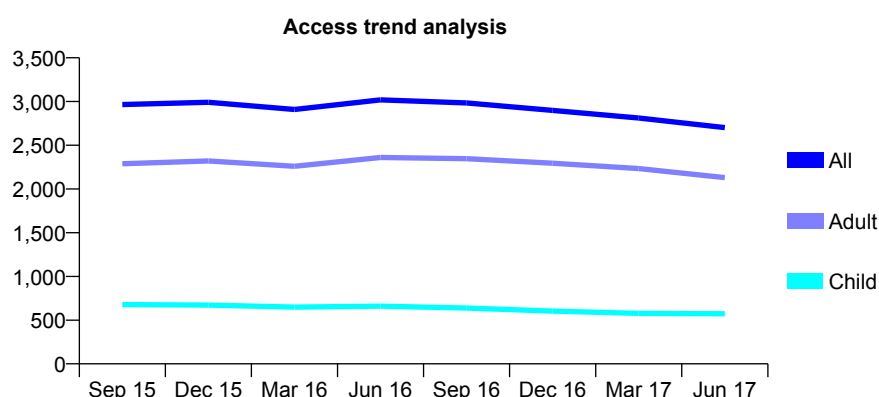
Q66 - Vital Signs At a Glance Contract Report for 161306/0001 - June 2017

Name or company name	Mount Folly Square Dental Practice Partner
Contract type name	GDS Contract
Purpose of contract	General
Contract start date	16/11/2010
Contract end date	

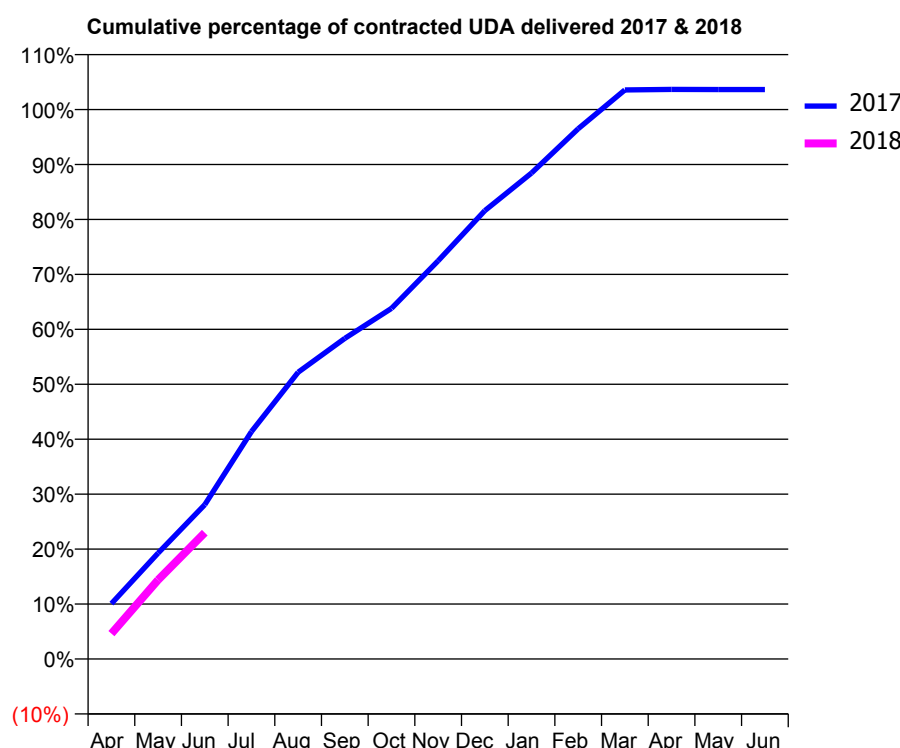
17/18 Contracted general activity (UDA)	7,250
Carry forward general activity (UDA)	0
17/18 Contracted orthodontic activity (UOA)	0
Carry forward orthodontic activity (UOA)	0
Baseline contract value	£187,630.97

ACCESS*

Patients seen in 24 months	Total	Change since previous quarter
Quarter ending June 2016	3,019	
Quarter ending September 2016	2,984	↓
Quarter ending December 2016	2,898	↓
Quarter ending March 2017	2,811	↓
Quarter ending June 2017	2,702	↓
Variance since June 2016	(10.5%)	↓



ACTIVITY



Adjusted Scheduled Activity (UDA)		
Month	2017	2018
April	730	335
May	1,398	1,043
June	2,036	1,667
July	3,000	
August	3,784	
September	4,231	
October	4,626	
November	5,254	
December	5,916	
January	6,412	
February	6,996	
March	7,508	
April	7,514	
May	7,513	
June	7,513	

QUALITY

	Quantity	Base Number	Contract	AT	Region	England
% of FP17s for the same patient ID Re-attending within 3 months - Children	6	143	4.2%	10.2%	11.6%	12.0%
% of FP17s for the same patient ID Re-attending within 3 months - Adults	50	507	9.9%	14.6%	15.9%	16.0%
% of FP17s for the same patient ID Re-attending between 3 & 9 months - Children	56	143	39.2%	59.5%	60.4%	58.0%
% of FP17s for the same patient ID Re-attending between 3 & 9 months - Adults	237	507	46.7%	51.5%	52.3%	50.9%
% of FP17s for Band 1 Urgent Courses	34	640	5.3%	10.3%	9.5%	9.1%
% of FP17s Relating to Free Repair or Replacements	4	640	0.6%	0.8%	0.7%	0.8%
% of FP17s Relating to Continuations	12	640	1.9%	1.2%	1.0%	1.1%
% of Patients satisfied with the dentistry they have received	8	13	61.5%	91.8%	91.9%	91.7%
% of Patients satisfied with the time they had to wait for an appointment	7	13	53.8%	87.0%	88.0%	88.0%

* This is based on patients treated on this contract for their most recent course of treatment. Figures in italics indicate the base number of FP17s or Patient Questionnaire responses are less than 100. N/A is shown where the base number of responses is less than 10 during the period. % is calculated as Quantity/Base number*100

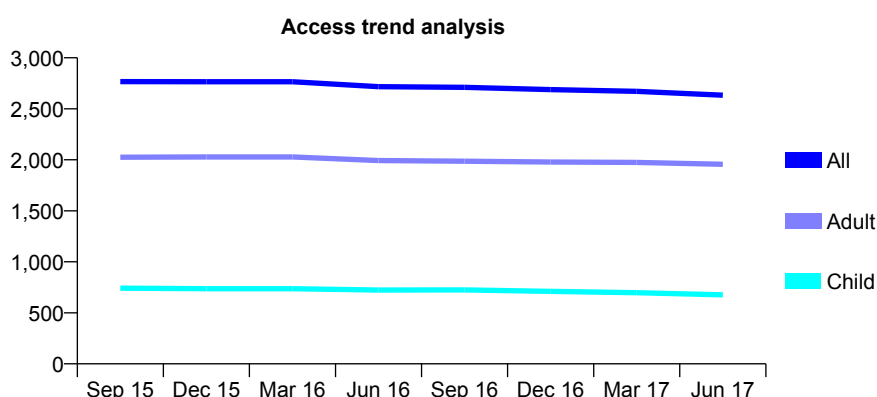
Q66 - Vital Signs At a Glance Contract Report for 161365/0001 - June 2017

Name or company name	The Chudleigh Practice Limited
Contract type name	GDS Contract
Purpose of contract	General
Contract start date	01/05/2010
Contract end date	

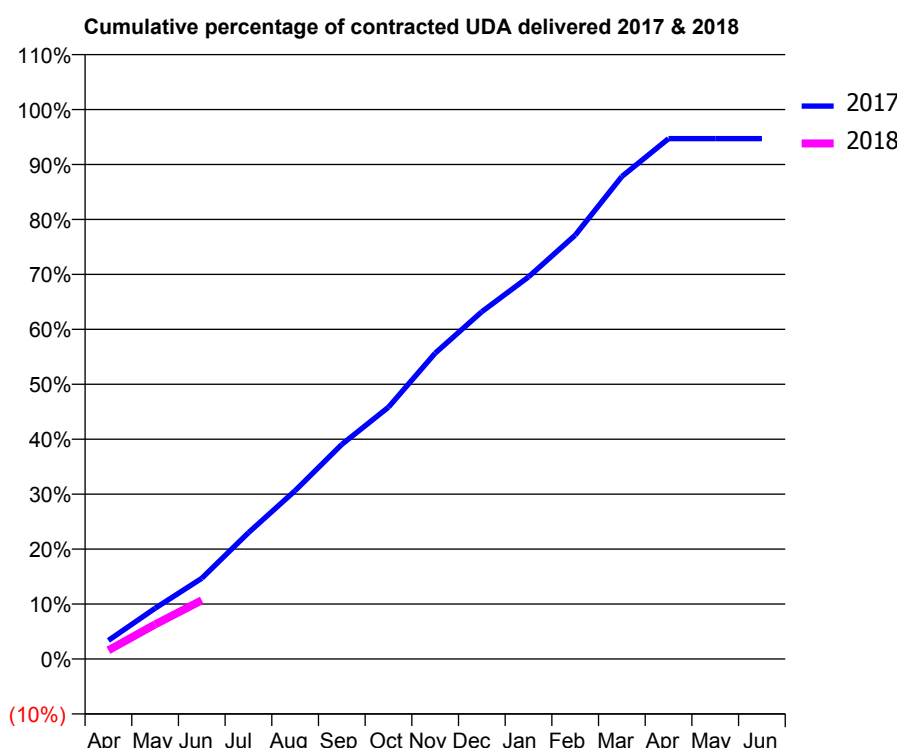
17/18 Contracted general activity (UDA)	8,400
Carry forward general activity (UDA)	0
17/18 Contracted orthodontic activity (UOA)	0
Carry forward orthodontic activity (UOA)	0
Baseline contract value	£207,171.23

ACCESS*

Patients seen in 24 months	Total	Change since previous quarter
Quarter ending June 2016	2,717	
Quarter ending September 2016	2,711	→
Quarter ending December 2016	2,688	→
Quarter ending March 2017	2,671	→
Quarter ending June 2017	2,633	↓
Variance since June 2016	(3.1%)	↓



ACTIVITY



Adjusted Scheduled Activity (UDA)		
Month	2017	2018
April	284	133
May	775	529
June	1,235	898
July	1,932	
August	2,574	
September	3,280	
October	3,850	
November	4,675	
December	5,309	
January	5,841	
February	6,479	
March	7,377	
April	7,955	
May	7,955	
June	7,955	

QUALITY

	Quantity	Base Number	Contract	AT	Region	England
% of FP17s for the same patient ID Re-attending within 3 months - Children	22	208	10.6%	10.2%	11.6%	12.0%
% of FP17s for the same patient ID Re-attending within 3 months - Adults	61	536	11.4%	14.6%	15.9%	16.0%
% of FP17s for the same patient ID Re-attending between 3 & 9 months - Children	113	208	54.3%	59.5%	60.4%	58.0%
% of FP17s for the same patient ID Re-attending between 3 & 9 months - Adults	314	536	58.6%	51.5%	52.3%	50.9%
% of FP17s for Band 1 Urgent Courses	47	557	8.4%	10.3%	9.5%	9.1%
% of FP17s Relating to Free Repair or Replacements	7	557	1.3%	0.8%	0.7%	0.8%
% of FP17s Relating to Continuations	13	557	2.3%	1.2%	1.0%	1.1%
% of Patients satisfied with the dentistry they have received	4	4	N/A	91.8%	91.9%	91.7%
% of Patients satisfied with the time they had to wait for an appointment	4	4	N/A	87.0%	88.0%	88.0%

* This is based on patients treated on this contract for their most recent course of treatment. Figures in italics indicate the base number of FP17s or Patient Questionnaire responses are less than 100. N/A is shown where the base number of responses is less than 10 during the period. % is calculated as Quantity/Base number*100

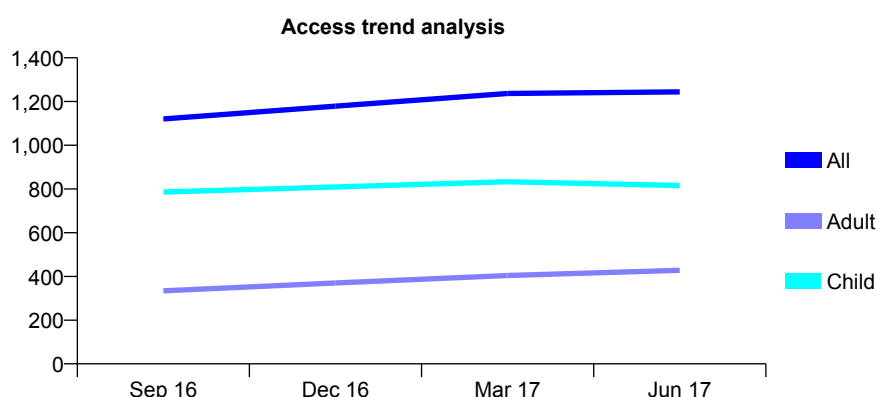
Q66 - Vital Signs At a Glance Contract Report for 163910/0001 - June 2017

Name or company name	White Rose Dental Practice Limited
Contract type name	GDS Contract
Purpose of contract	General
Contract start date	01/12/2015
Contract end date	

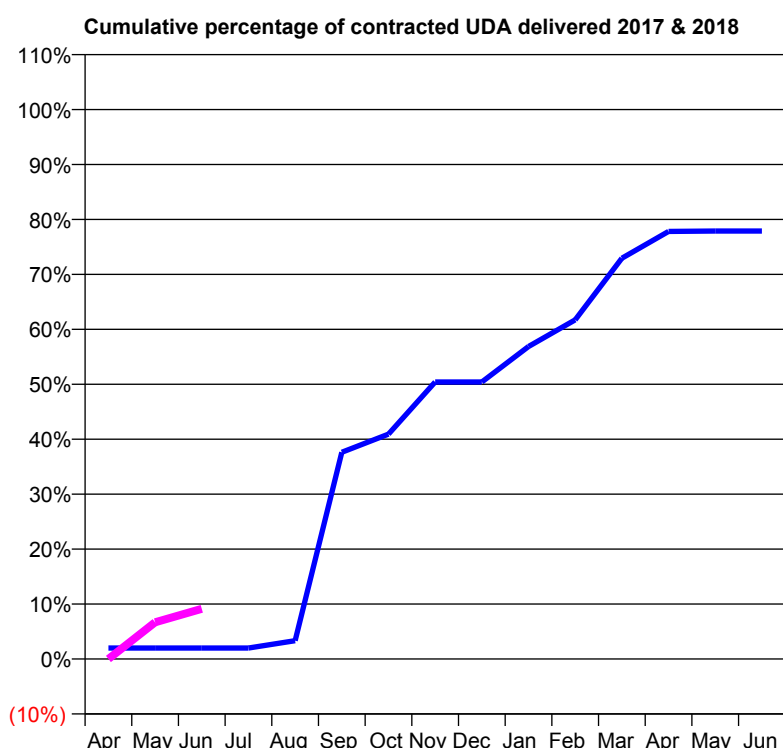
17/18 Contracted general activity (UDA)	5,400
Carry forward general activity (UDA)	0
17/18 Contracted orthodontic activity (UOA)	0
Carry forward orthodontic activity (UOA)	0
Baseline contract value	£114,017.74

ACCESS*

Patients seen in 24 months	Total	Change since previous quarter
Quarter ending June 2016	0	
Quarter ending September 2016	1,120	↑
Quarter ending December 2016	1,179	↑
Quarter ending March 2017	1,237	↑
Quarter ending June 2017	1,244	→
Variance since June 2016	N/A	



ACTIVITY



Adjusted Scheduled Activity (UDA)		
Month	2017	2018
April	108	0
May	108	361
June	108	494
July	108	
August	180	
September	2,032	
October	2,210	
November	2,723	
December	2,723	
January	3,071	
February	3,332	
March	3,938	
April	4,202	
May	4,205	
June	4,205	

QUALITY

	Quantity	Base Number	Contract	AT	Region	England
% of FP17s for the same patient ID Re-attending within 3 months - Children	21	314	6.7%	10.2%	11.6%	12.0%
% of FP17s for the same patient ID Re-attending within 3 months - Adults	17	102	16.7%	14.6%	15.9%	16.0%
% of FP17s for the same patient ID Re-attending between 3 & 9 months - Children	223	314	71.0%	59.5%	60.4%	58.0%
% of FP17s for the same patient ID Re-attending between 3 & 9 months - Adults	30	102	29.4%	51.5%	52.3%	50.9%
% of FP17s for Band 1 Urgent Courses	14	279	5.0%	10.3%	9.5%	9.1%
% of FP17s Relating to Free Repair or Replacements	0	279	0.0%	0.8%	0.7%	0.8%
% of FP17s Relating to Continuations	7	279	2.5%	1.2%	1.0%	1.1%
% of Patients satisfied with the dentistry they have received	1	1	N/A	91.8%	91.9%	91.7%
% of Patients satisfied with the time they had to wait for an appointment	1	1	N/A	87.0%	88.0%	88.0%

* This is based on patients treated on this contract for their most recent course of treatment. Figures in italics indicate the base number of FP17s or Patient Questionnaire responses are less than 100. N/A is shown where the base number of responses is less than 10 during the period. % is calculated as Quantity/Base number*100

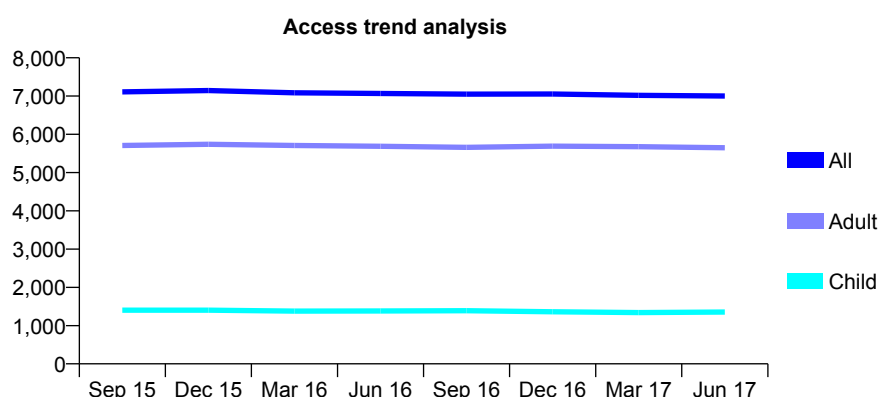
Q66 - Vital Signs At a Glance Contract Report for 164410/0001 - June 2017

Name or company name	QDP (DEVON) LTD
Contract type name	GDS Contract
Purpose of contract	General
Contract start date	01/05/2011
Contract end date	

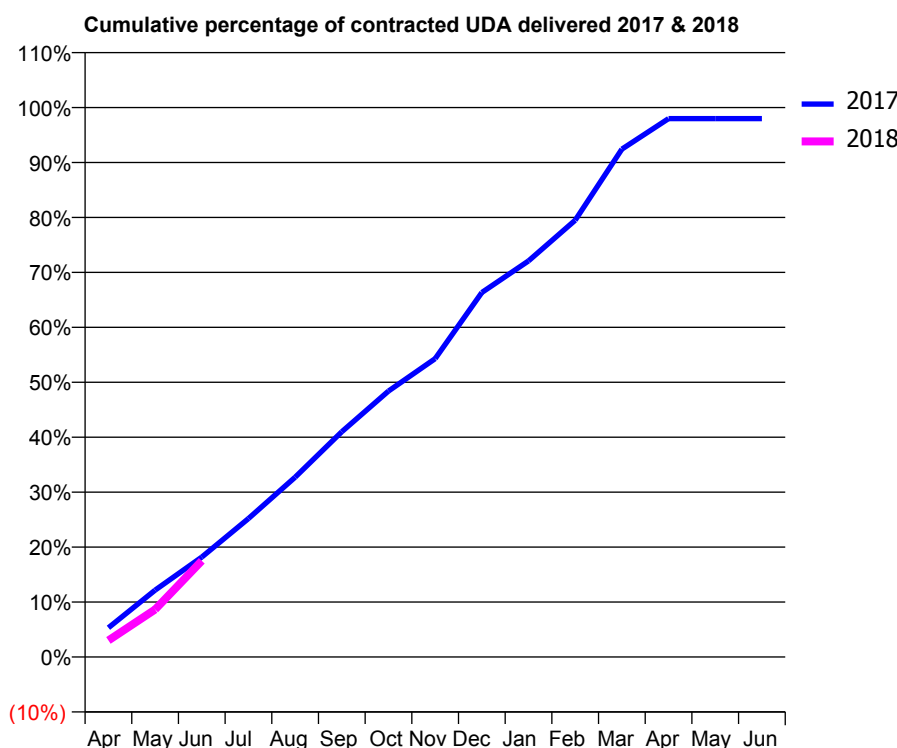
17/18 Contracted general activity (UDA)	19,781
Carry forward general activity (UDA)	0
17/18 Contracted orthodontic activity (UOA)	0
Carry forward orthodontic activity (UOA)	0
Baseline contract value	£574,783.03

ACCESS*

Patients seen in 24 months	Total	Change since previous quarter
Quarter ending June 2016	7,069	
Quarter ending September 2016	7,049	→
Quarter ending December 2016	7,053	→
Quarter ending March 2017	7,018	→
Quarter ending June 2017	7,003	→
Variance since June 2016	(0.9%)	→



ACTIVITY



Adjusted Scheduled Activity (UDA)		
Month	2017	2018
April	1,070	595
May	2,444	1,709
June	3,655	3,463
July	5,064	
August	6,576	
September	8,236	
October	9,724	
November	10,910	
December	13,330	
January	14,482	
February	15,973	
March	18,571	
April	19,690	
May	19,688	
June	19,687	

QUALITY

	Quantity	Base Number	Contract	AT	Region	England
% of FP17s for the same patient ID Re-attending within 3 months - Children	31	502	6.2%	10.2%	11.6%	12.0%
% of FP17s for the same patient ID Re-attending within 3 months - Adults	276	1,864	14.8%	14.6%	15.9%	16.0%
% of FP17s for the same patient ID Re-attending between 3 & 9 months - Children	291	502	58.0%	59.5%	60.4%	58.0%
% of FP17s for the same patient ID Re-attending between 3 & 9 months - Adults	1,038	1,864	55.7%	51.5%	52.3%	50.9%
% of FP17s for Band 1 Urgent Courses	185	1,922	9.6%	10.3%	9.5%	9.1%
% of FP17s Relating to Free Repair or Replacements	20	1,922	1.0%	0.8%	0.7%	0.8%
% of FP17s Relating to Continuations	19	1,922	1.0%	1.2%	1.0%	1.1%
% of Patients satisfied with the dentistry they have received	20	22	90.9%	91.8%	91.9%	91.7%
% of Patients satisfied with the time they had to wait for an appointment	16	22	72.7%	87.0%	88.0%	88.0%

* This is based on patients treated on this contract for their most recent course of treatment. Figures in italics indicate the base number of FP17s or Patient Questionnaire responses are less than 100. N/A is shown where the base number of responses is less than 10 during the period. % is calculated as Quantity/Base number*100

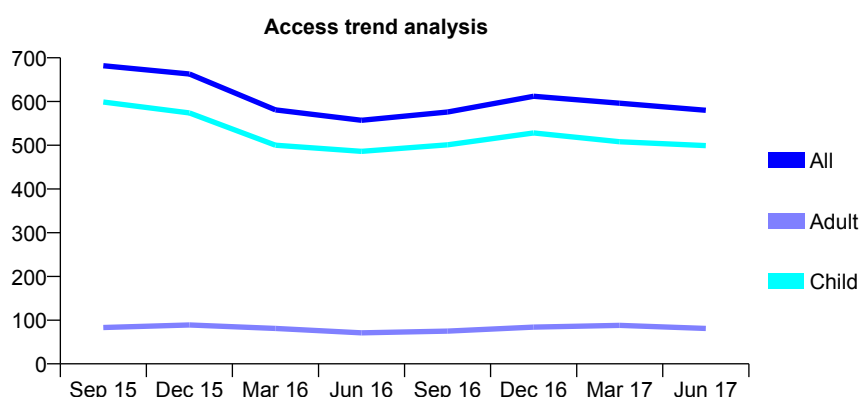
Q66 - Vital Signs At a Glance Contract Report for 164720/0001 - June 2017

Name or company name	Thomson Dental Ltd
Contract type name	GDS Contract
Purpose of contract	General
Contract start date	01/06/2007
Contract end date	

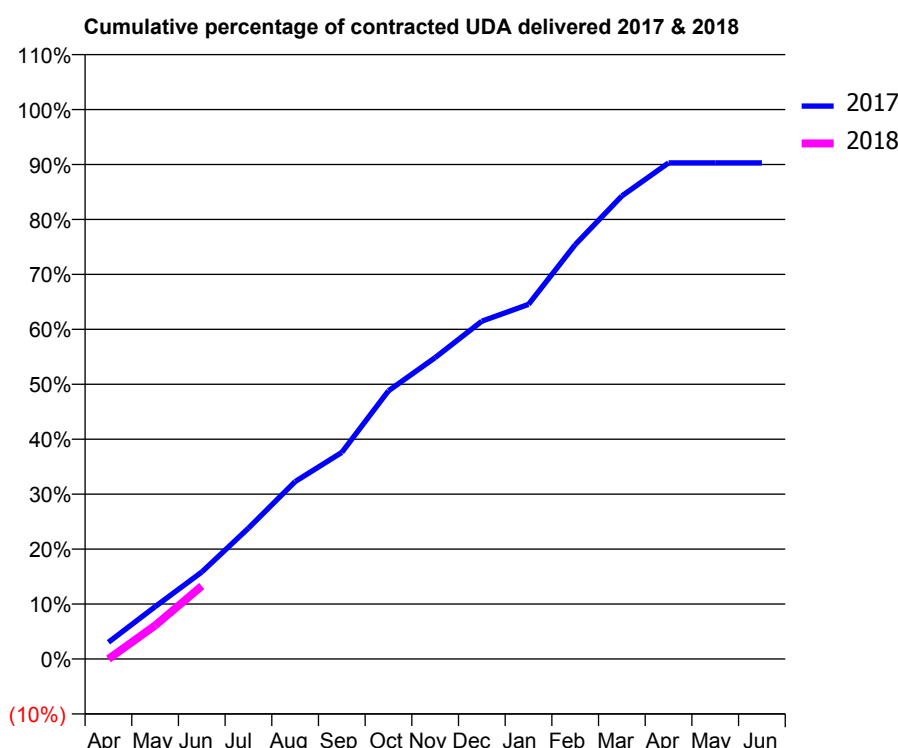
17/18 Contracted general activity (UDA)	1,150
Carry forward general activity (UDA)	0
17/18 Contracted orthodontic activity (UOA)	0
Carry forward orthodontic activity (UOA)	0
Baseline contract value	£32,027.68

ACCESS*

Patients seen in 24 months	Total	Change since previous quarter
Quarter ending June 2016	557	
Quarter ending September 2016	576	↑
Quarter ending December 2016	612	↑
Quarter ending March 2017	596	↓
Quarter ending June 2017	580	↓
Variance since June 2016	4.1%	↑



ACTIVITY



Month	Adjusted Scheduled Activity (UDA)	
	2017	2018
April	35	0
May	110	70
June	182	153
July	274	
August	371	
September	432	
October	561	
November	631	
December	707	
January	742	
February	867	
March	969	
April	1,038	
May	1,038	
June	1,038	

QUALITY

	Quantity	Base Number	Contract	AT	Region	England
% of FP17s for the same patient ID Re-attending within 3 months - Children	6	184	3.3%	10.2%	11.6%	12.0%
% of FP17s for the same patient ID Re-attending within 3 months - Adults	0	9	0.0%	14.6%	15.9%	16.0%
% of FP17s for the same patient ID Re-attending between 3 & 9 months - Children	127	184	69.0%	59.5%	60.4%	58.0%
% of FP17s for the same patient ID Re-attending between 3 & 9 months - Adults	6	9	66.7%	51.5%	52.3%	50.9%
% of FP17s for Band 1 Urgent Courses	4	138	2.9%	10.3%	9.5%	9.1%
% of FP17s Relating to Free Repair or Replacements	0	138	0.0%	0.8%	0.7%	0.8%
% of FP17s Relating to Continuations	0	138	0.0%	1.2%	1.0%	1.1%
% of Patients satisfied with the dentistry they have received	2	2	N/A	91.8%	91.9%	91.7%
% of Patients satisfied with the time they had to wait for an appointment	2	2	N/A	87.0%	88.0%	88.0%

* This is based on patients treated on this contract for their most recent course of treatment. Figures in italics indicate the base number of FP17s or Patient Questionnaire responses are less than 100. N/A is shown where the base number of responses is less than 10 during the period. % is calculated as Quantity/Base number*100

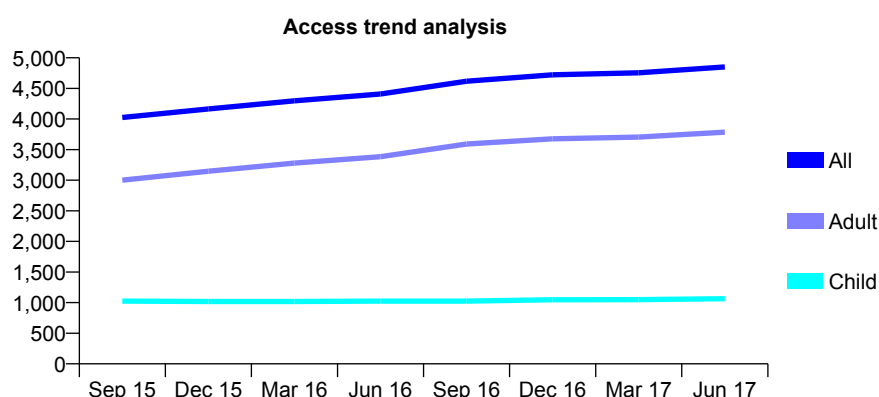
Q66 - Vital Signs At a Glance Contract Report for 164895/0001 - June 2017

Name or company name	Browns Dental Practice Ltd.
Contract type name	GDS Contract
Purpose of contract	General
Contract start date	01/02/2009
Contract end date	

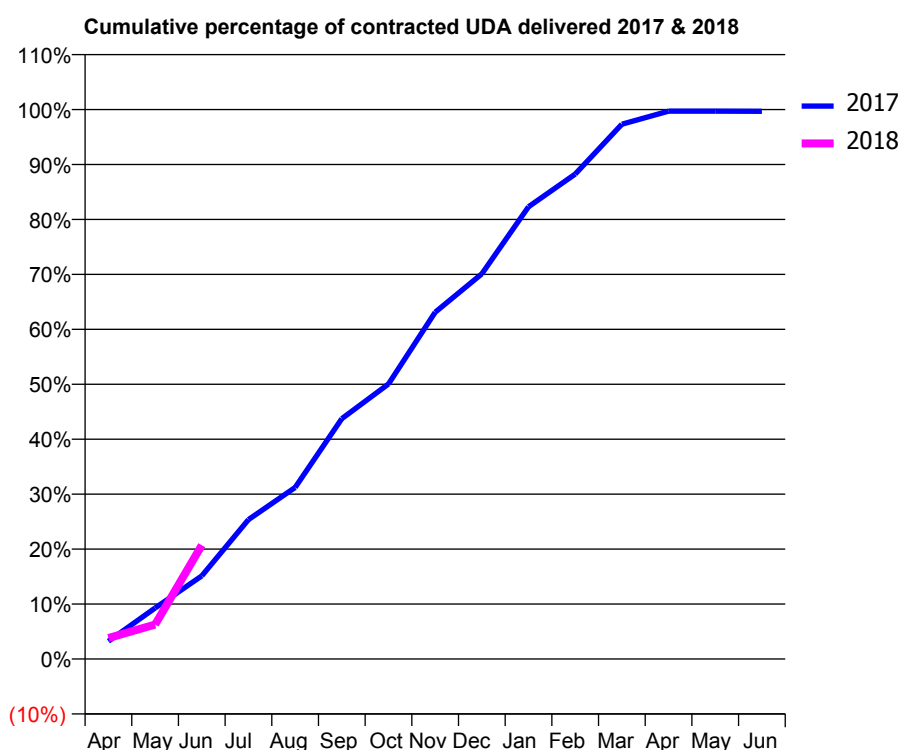
17/18 Contracted general activity (UDA)	7,627
Carry forward general activity (UDA)	0
17/18 Contracted orthodontic activity (UOA)	0
Carry forward orthodontic activity (UOA)	0
Baseline contract value	£226,507.45

ACCESS*

Patients seen in 24 months	Total	Change since previous quarter
Quarter ending June 2016	4,408	
Quarter ending September 2016	4,618	↑
Quarter ending December 2016	4,722	↑
Quarter ending March 2017	4,754	→
Quarter ending June 2017	4,850	↑
Variance since June 2016	10.0%	↑



ACTIVITY



Adjusted Scheduled Activity (UDA)		
Month	2017	2018
April	247	292
May	707	479
June	1,154	1,581
July	1,936	
August	2,381	
September	3,337	
October	3,818	
November	4,813	
December	5,346	
January	6,276	
February	6,730	
March	7,423	
April	7,605	
May	7,605	
June	7,603	

QUALITY

	Quantity	Base Number	Contract	AT	Region	England
% of FP17s for the same patient ID Re-attending within 3 months - Children	24	440	5.5%	10.2%	11.6%	12.0%
% of FP17s for the same patient ID Re-attending within 3 months - Adults	99	960	10.3%	14.6%	15.9%	16.0%
% of FP17s for the same patient ID Re-attending between 3 & 9 months - Children	300	440	68.2%	59.5%	60.4%	58.0%
% of FP17s for the same patient ID Re-attending between 3 & 9 months - Adults	442	960	46.0%	51.5%	52.3%	50.9%
% of FP17s for Band 1 Urgent Courses	18	833	2.2%	10.3%	9.5%	9.1%
% of FP17s Relating to Free Repair or Replacements	6	833	0.7%	0.8%	0.7%	0.8%
% of FP17s Relating to Continuations	11	833	1.3%	1.2%	1.0%	1.1%
% of Patients satisfied with the dentistry they have received	6	6	N/A	91.8%	91.9%	91.7%
% of Patients satisfied with the time they had to wait for an appointment	6	6	N/A	87.0%	88.0%	88.0%

* This is based on patients treated on this contract for their most recent course of treatment. Figures in italics indicate the base number of FP17s or Patient Questionnaire responses are less than 100. N/A is shown where the base number of responses is less than 10 during the period. % is calculated as Quantity/Base number*100

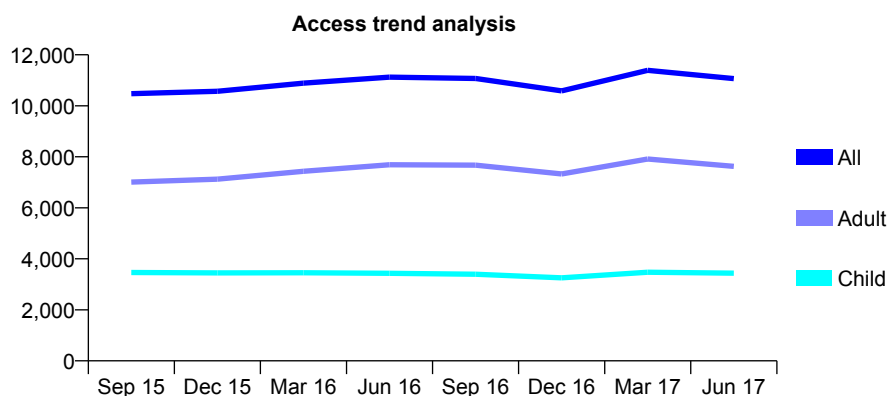
Q66 - Vital Signs At a Glance Contract Report for 165298/0001 - June 2017

Name or company name	Plymouth Community Dental Services Limit
Contract type name	PDS Contract
Purpose of contract	General and Orthodontic
Contract start date	01/10/2013
Contract end date	31/03/2019

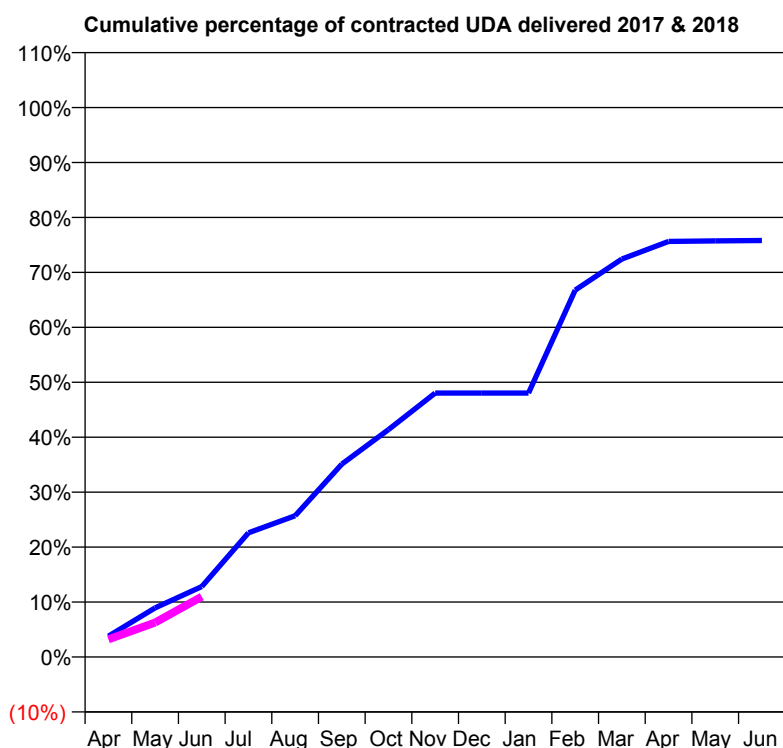
17/18 Contracted general activity (UDA)	29,150
Carry forward general activity (UDA)	0
17/18 Contracted orthodontic activity (UOA)	1,980
Carry forward orthodontic activity (UOA)	0
Baseline contract value	£2,950,941.21

ACCESS*

Patients seen in 24 months	Total	Change since previous quarter
Quarter ending June 2016	11,123	
Quarter ending September 2016	11,070	→
Quarter ending December 2016	10,585	↓
Quarter ending March 2017	11,390	↑
Quarter ending June 2017	11,065	↓
Variance since June 2016	(0.5%)	→



ACTIVITY



Adjusted Scheduled Activity (UDA)		
Month	2017	2018
April	1,109	938
May	2,609	1,829
June	3,741	3,202
July	6,586	
August	7,497	
September	10,235	
October	12,066	
November	14,002	
December	14,002	
January	14,002	
February	19,463	
March	21,112	
April	22,044	
May	22,073	
June	22,094	

QUALITY

	Quantity	Base Number	Contract	AT	Region	England
% of FP17s for the same patient ID Re-attending within 3 months - Children	91	754	12.1%	10.2%	11.6%	12.0%
% of FP17s for the same patient ID Re-attending within 3 months - Adults	190	1,439	13.2%	14.6%	15.9%	16.0%
% of FP17s for the same patient ID Re-attending between 3 & 9 months - Children	213	754	28.2%	59.5%	60.4%	58.0%
% of FP17s for the same patient ID Re-attending between 3 & 9 months - Adults	210	1,439	14.6%	51.5%	52.3%	50.9%
% of FP17s for Band 1 Urgent Courses	667	1,670	39.9%	10.3%	9.5%	9.1%
% of FP17s Relating to Free Repair or Replacements	1	1,670	0.1%	0.8%	0.7%	0.8%
% of FP17s Relating to Continuations	3	1,670	0.2%	1.2%	1.0%	1.1%
% of Patients satisfied with the dentistry they have received	6	7	N/A	91.8%	91.9%	91.7%
% of Patients satisfied with the time they had to wait for an appointment	5	7	N/A	87.0%	88.0%	88.0%

* This is based on patients treated on this contract for their most recent course of treatment. Figures in italics indicate the base number of FP17s or Patient Questionnaire responses are less than 100. N/A is shown where the base number of responses is less than 10 during the period. % is calculated as Quantity/Base number*100

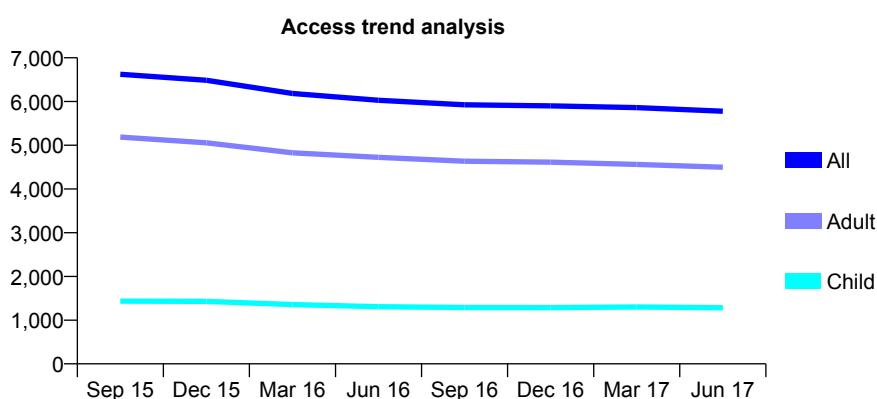
Q66 - Vital Signs At a Glance Contract Report for 167827/0001 - June 2017

Name or company name	Tully Crine LTD
Contract type name	GDS Contract
Purpose of contract	General
Contract start date	01/07/2011
Contract end date	

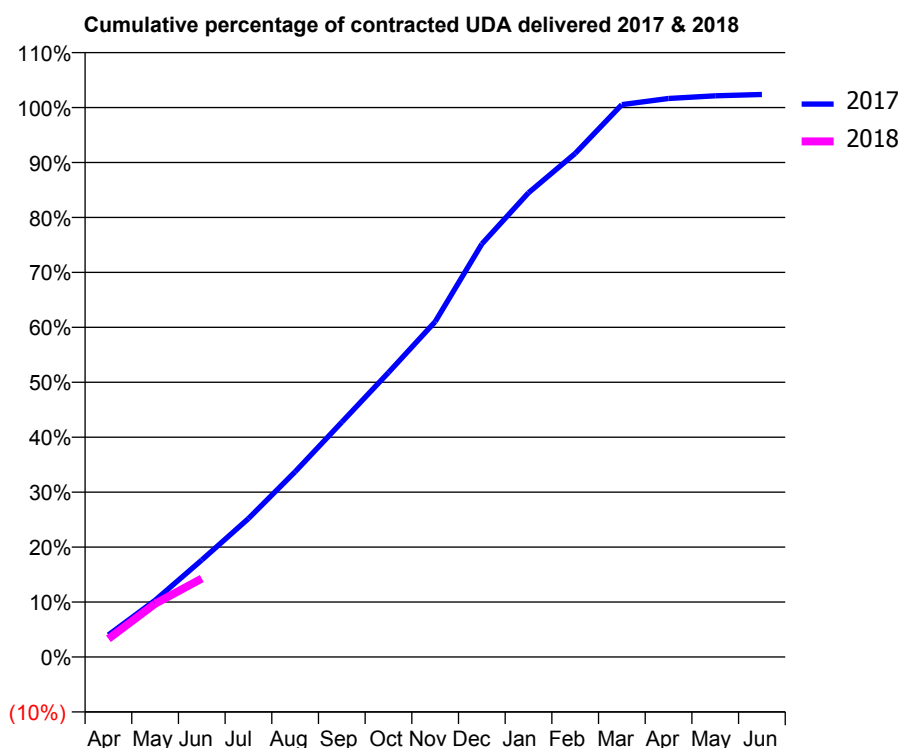
17/18 Contracted general activity (UDA)	15,133
Carry forward general activity (UDA)	0
17/18 Contracted orthodontic activity (UOA)	0
Carry forward orthodontic activity (UOA)	0
Baseline contract value	£392,544.05

ACCESS*

Patients seen in 24 months	Total	Change since previous quarter
Quarter ending June 2016	6,030	
Quarter ending September 2016	5,925	↓
Quarter ending December 2016	5,899	→
Quarter ending March 2017	5,862	→
Quarter ending June 2017	5,779	↓
Variance since June 2016	(4.2%)	↓



ACTIVITY



Adjusted Scheduled Activity (UDA)		
Month	2017	2018
April	481	501
May	1,239	1,468
June	2,119	2,160
July	3,023	
August	4,046	
September	5,130	
October	6,213	
November	7,324	
December	9,021	
January	10,138	
February	10,996	
March	12,064	
April	12,196	
May	12,256	
June	12,285	

QUALITY

	Quantity	Base Number	Contract	AT	Region	England
% of FP17s for the same patient ID Re-attending within 3 months - Children	15	472	3.2%	10.2%	11.6%	12.0%
% of FP17s for the same patient ID Re-attending within 3 months - Adults	109	1,209	9.0%	14.6%	15.9%	16.0%
% of FP17s for the same patient ID Re-attending between 3 & 9 months - Children	306	472	64.8%	59.5%	60.4%	58.0%
% of FP17s for the same patient ID Re-attending between 3 & 9 months - Adults	650	1,209	53.8%	51.5%	52.3%	50.9%
% of FP17s for Band 1 Urgent Courses	86	1,245	6.9%	10.3%	9.5%	9.1%
% of FP17s Relating to Free Repair or Replacements	8	1,245	0.6%	0.8%	0.7%	0.8%
% of FP17s Relating to Continuations	3	1,245	0.2%	1.2%	1.0%	1.1%
% of Patients satisfied with the dentistry they have received	16	20	80.0%	91.8%	91.9%	91.7%
% of Patients satisfied with the time they had to wait for an appointment	15	20	75.0%	87.0%	88.0%	88.0%

* This is based on patients treated on this contract for their most recent course of treatment. Figures in italics indicate the base number of FP17s or Patient Questionnaire responses are less than 100. N/A is shown where the base number of responses is less than 10 during the period. % is calculated as Quantity/Base number*100

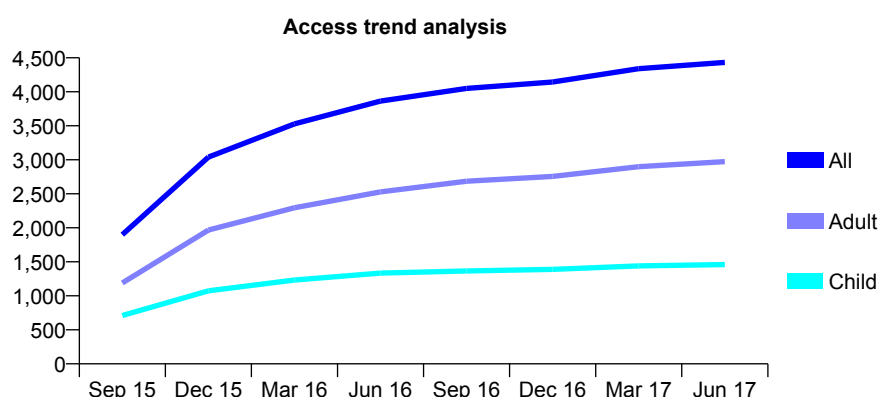
Q66 - Vital Signs At a Glance Contract Report for 168262/0001 - June 2017

Name or company name	SpaDental
Contract type name	GDS Contract
Purpose of contract	General
Contract start date	01/04/2015
Contract end date	

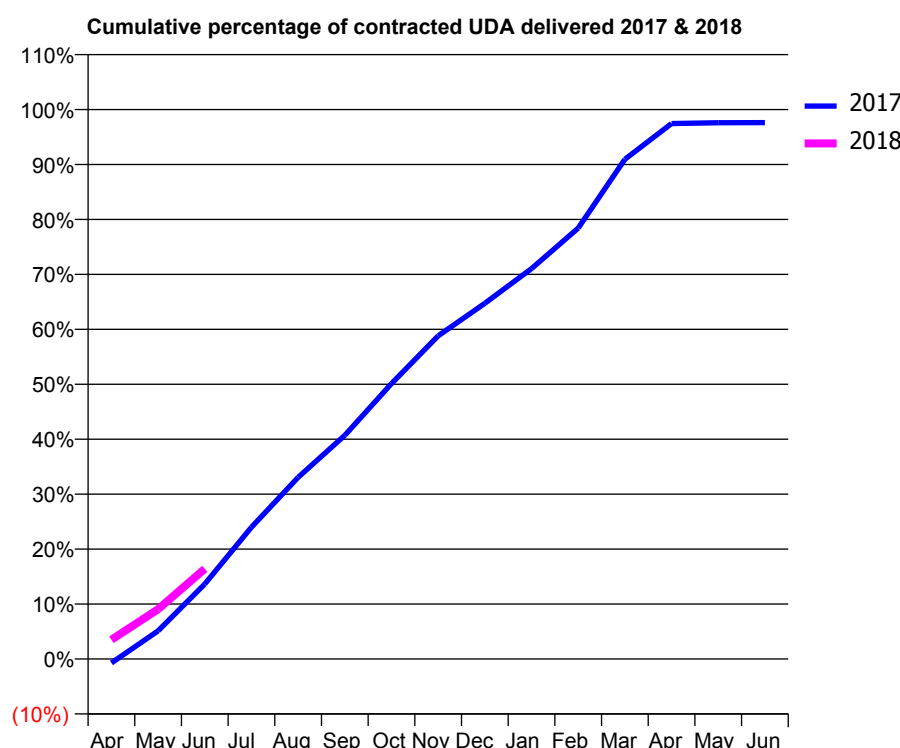
17/18 Contracted general activity (UDA)	17,394
Carry forward general activity (UDA)	0
17/18 Contracted orthodontic activity (UOA)	0
Carry forward orthodontic activity (UOA)	0
Baseline contract value	£448,441.04

ACCESS*

Patients seen in 24 months	Total	Change since previous quarter
Quarter ending June 2016	3,863	
Quarter ending September 2016	4,050	↑
Quarter ending December 2016	4,145	↑
Quarter ending March 2017	4,340	↑
Quarter ending June 2017	4,432	↑
Variance since June 2016	14.7%	↑



ACTIVITY



Adjusted Scheduled Activity (UDA)		
Month	2017	2018
April	-99	609
May	687	1,575
June	1,829	2,853
July	3,213	
August	4,428	
September	5,453	
October	6,714	
November	7,876	
December	8,671	
January	9,514	
February	10,504	
March	12,179	
April	13,050	
May	13,072	
June	13,075	

QUALITY

	Quantity	Base Number	Contract	AT	Region	England
% of FP17s for the same patient ID Re-attending within 3 months - Children	16	590	2.7%	10.2%	11.6%	12.0%
% of FP17s for the same patient ID Re-attending within 3 months - Adults	99	1,095	9.0%	14.6%	15.9%	16.0%
% of FP17s for the same patient ID Re-attending between 3 & 9 months - Children	364	590	61.7%	59.5%	60.4%	58.0%
% of FP17s for the same patient ID Re-attending between 3 & 9 months - Adults	635	1,095	58.0%	51.5%	52.3%	50.9%
% of FP17s for Band 1 Urgent Courses	72	1,278	5.6%	10.3%	9.5%	9.1%
% of FP17s Relating to Free Repair or Replacements	4	1,278	0.3%	0.8%	0.7%	0.8%
% of FP17s Relating to Continuations	8	1,278	0.6%	1.2%	1.0%	1.1%
% of Patients satisfied with the dentistry they have received	9	9	N/A	91.8%	91.9%	91.7%
% of Patients satisfied with the time they had to wait for an appointment	8	9	N/A	87.0%	88.0%	88.0%

* This is based on patients treated on this contract for their most recent course of treatment. Figures in italics indicate the base number of FP17s or Patient Questionnaire responses are less than 100. N/A is shown where the base number of responses is less than 10 during the period. % is calculated as Quantity/Base number*100

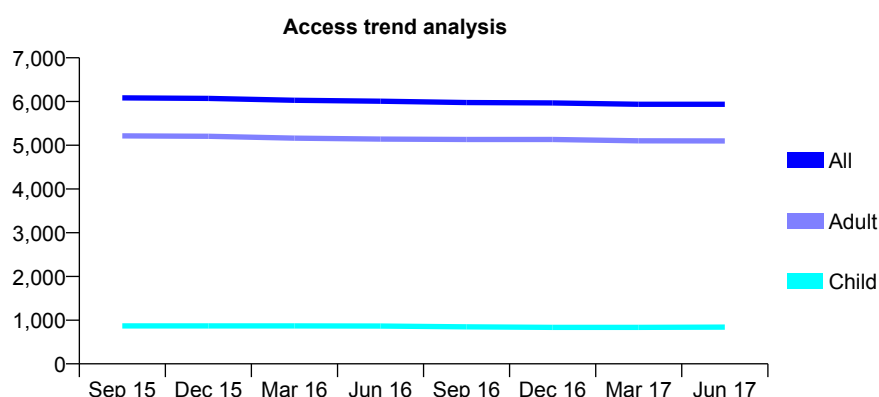
Q66 - Vital Signs At a Glance Contract Report for 170062/0001 - June 2017

Name or company name	St Pauls Dental Practice Ltd
Contract type name	GDS Contract
Purpose of contract	General
Contract start date	01/04/2009
Contract end date	

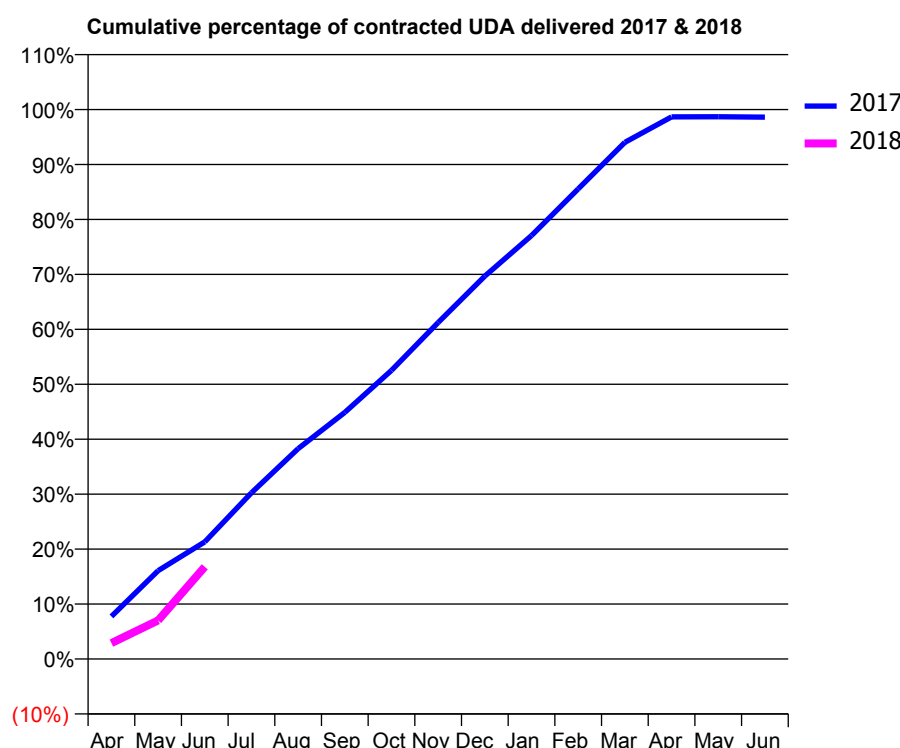
17/18 Contracted general activity (UDA)	19,373
Carry forward general activity (UDA)	0
17/18 Contracted orthodontic activity (UOA)	0
Carry forward orthodontic activity (UOA)	0
Baseline contract value	£639,336.13

ACCESS*

Patients seen in 24 months	Total	Change since previous quarter
Quarter ending June 2016	6,007	
Quarter ending September 2016	5,978	→
Quarter ending December 2016	5,967	→
Quarter ending March 2017	5,937	→
Quarter ending June 2017	5,936	→
Variance since June 2016	(1.2%)	↓



ACTIVITY



Adjusted Scheduled Activity (UDA)		
Month	2017	2018
April	1,502	560
May	3,113	1,360
June	4,131	3,251
July	5,861	
August	7,415	
September	8,695	
October	10,174	
November	11,864	
December	13,499	
January	14,928	
February	16,575	
March	18,215	
April	19,114	
May	19,116	
June	19,103	

QUALITY

	Quantity	Base Number	Contract	AT	Region	England
% of FP17s for the same patient ID Re-attending within 3 months - Children	13	353	3.7%	10.2%	11.6%	12.0%
% of FP17s for the same patient ID Re-attending within 3 months - Adults	262	1,915	13.7%	14.6%	15.9%	16.0%
% of FP17s for the same patient ID Re-attending between 3 & 9 months - Children	267	353	75.6%	59.5%	60.4%	58.0%
% of FP17s for the same patient ID Re-attending between 3 & 9 months - Adults	968	1,915	50.5%	51.5%	52.3%	50.9%
% of FP17s for Band 1 Urgent Courses	72	1,823	3.9%	10.3%	9.5%	9.1%
% of FP17s Relating to Free Repair or Replacements	31	1,823	1.7%	0.8%	0.7%	0.8%
% of FP17s Relating to Continuations	43	1,823	2.4%	1.2%	1.0%	1.1%
% of Patients satisfied with the dentistry they have received	21	22	95.5%	91.8%	91.9%	91.7%
% of Patients satisfied with the time they had to wait for an appointment	21	22	95.5%	87.0%	88.0%	88.0%

* This is based on patients treated on this contract for their most recent course of treatment. Figures in italics indicate the base number of FP17s or Patient Questionnaire responses are less than 100. N/A is shown where the base number of responses is less than 10 during the period. % is calculated as Quantity/Base number*100

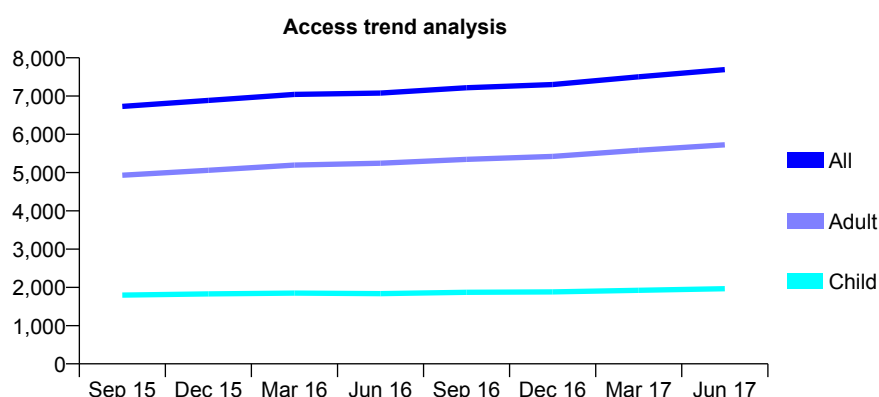
Q66 - Vital Signs At a Glance Contract Report for 170909/0001 - June 2017

Name or company name	Larkham House Dental Practice Limited
Contract type name	GDS Contract
Purpose of contract	General
Contract start date	06/01/2014
Contract end date	

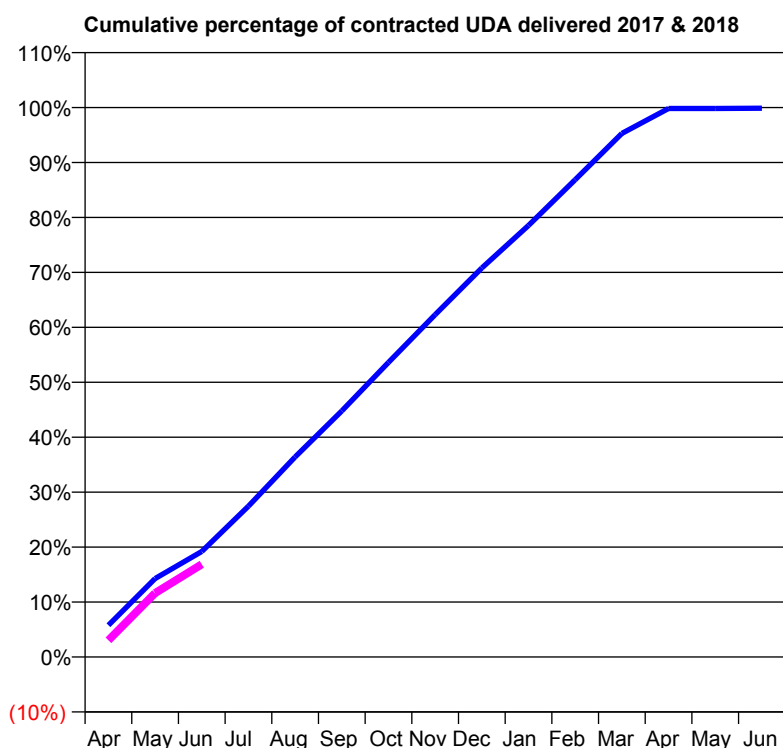
17/18 Contracted general activity (UDA)	25,338
Carry forward general activity (UDA)	0
17/18 Contracted orthodontic activity (UOA)	0
Carry forward orthodontic activity (UOA)	0
Baseline contract value	£647,283.23

ACCESS*

Patients seen in 24 months	Total	Change since previous quarter
Quarter ending June 2016	7,079	
Quarter ending September 2016	7,216	→
Quarter ending December 2016	7,302	→
Quarter ending March 2017	7,504	↑
Quarter ending June 2017	7,693	↑
Variance since June 2016	8.7%	↑



ACTIVITY



Adjusted Scheduled Activity (UDA)		
Month	2017	2018
April	1,469	772
May	3,617	2,945
June	4,867	4,276
July	6,959	
August	9,227	
September	11,350	
October	13,588	
November	15,788	
December	17,937	
January	19,902	
February	22,012	
March	24,140	
April	25,291	
May	25,293	
June	25,302	

QUALITY

	Quantity	Base Number	Contract	AT	Region	England
% of FP17s for the same patient ID Re-attending within 3 months - Children	34	744	4.6%	10.2%	11.6%	12.0%
% of FP17s for the same patient ID Re-attending within 3 months - Adults	321	2,192	14.6%	14.6%	15.9%	16.0%
% of FP17s for the same patient ID Re-attending between 3 & 9 months - Children	525	744	70.6%	59.5%	60.4%	58.0%
% of FP17s for the same patient ID Re-attending between 3 & 9 months - Adults	1,420	2,192	64.8%	51.5%	52.3%	50.9%
% of FP17s for Band 1 Urgent Courses	159	2,328	6.8%	10.3%	9.5%	9.1%
% of FP17s Relating to Free Repair or Replacements	15	2,328	0.6%	0.8%	0.7%	0.8%
% of FP17s Relating to Continuations	51	2,328	2.2%	1.2%	1.0%	1.1%
% of Patients satisfied with the dentistry they have received	20	21	95.2%	91.8%	91.9%	91.7%
% of Patients satisfied with the time they had to wait for an appointment	16	21	76.2%	87.0%	88.0%	88.0%

* This is based on patients treated on this contract for their most recent course of treatment. Figures in italics indicate the base number of FP17s or Patient Questionnaire responses are less than 100. N/A is shown where the base number of responses is less than 10 during the period. % is calculated as Quantity/Base number*100

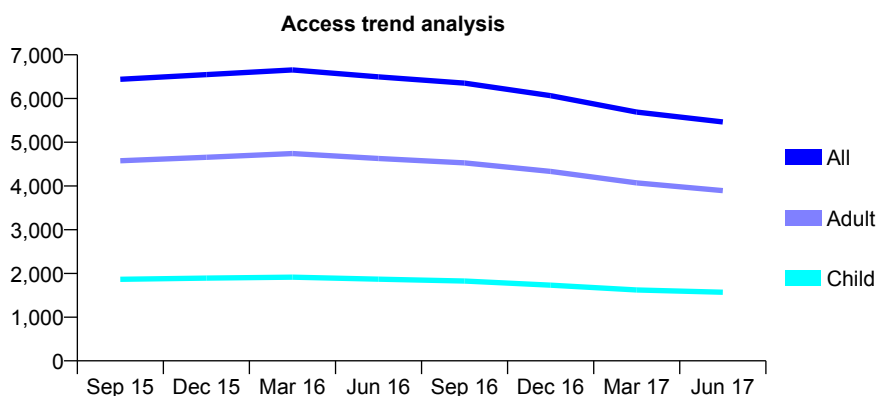
Q66 - Vital Signs At a Glance Contract Report for 172146/0001 - June 2017

Name or company name	Westpark Dental Practice Limited
Contract type name	GDS Contract
Purpose of contract	General
Contract start date	01/04/2011
Contract end date	

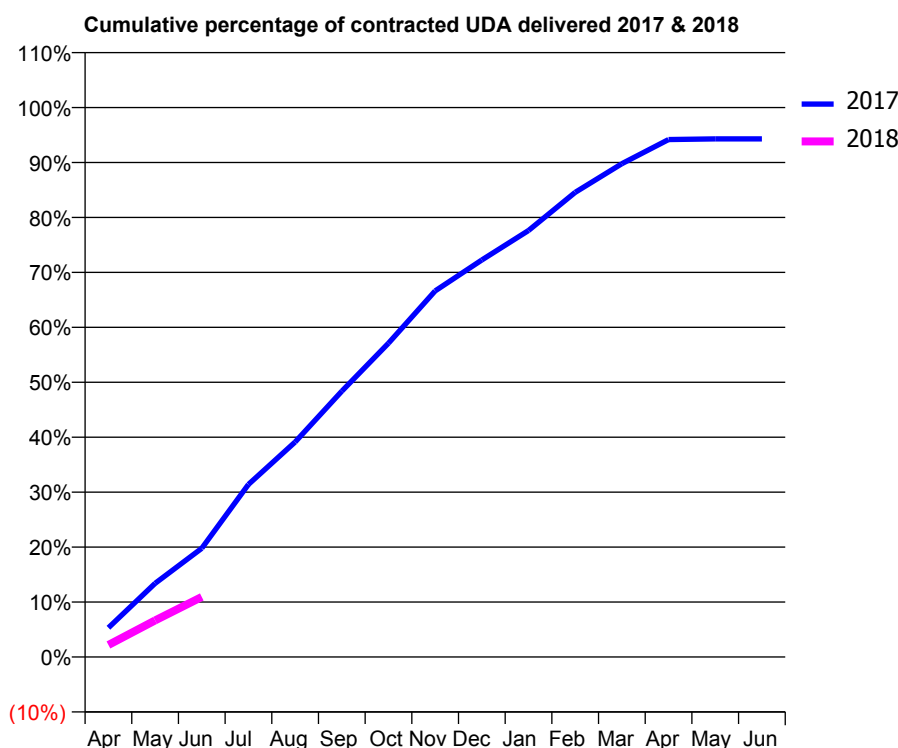
17/18 Contracted general activity (UDA)	17,160
Carry forward general activity (UDA)	0
17/18 Contracted orthodontic activity (UOA)	0
Carry forward orthodontic activity (UOA)	0
Baseline contract value	£397,289.31

ACCESS*

Patients seen in 24 months	Total	Change since previous quarter
Quarter ending June 2016	6,496	
Quarter ending September 2016	6,353	↓
Quarter ending December 2016	6,065	↓
Quarter ending March 2017	5,691	↓
Quarter ending June 2017	5,464	↓
Variance since June 2016	(15.9%)	↓



ACTIVITY



Adjusted Scheduled Activity (UDA)		
Month	2017	2018
April	720	379
May	1,810	1,145
June	2,672	1,876
July	4,240	
August	5,281	
September	6,530	
October	7,709	
November	8,992	
December	9,751	
January	10,477	
February	11,414	
March	12,118	
April	12,710	
May	12,725	
June	12,725	

QUALITY

	Quantity	Base Number	Contract	AT	Region	England
% of FP17s for the same patient ID Re-attending within 3 months - Children	16	327	4.9%	10.2%	11.6%	12.0%
% of FP17s for the same patient ID Re-attending within 3 months - Adults	104	779	13.4%	14.6%	15.9%	16.0%
% of FP17s for the same patient ID Re-attending between 3 & 9 months - Children	133	327	40.7%	59.5%	60.4%	58.0%
% of FP17s for the same patient ID Re-attending between 3 & 9 months - Adults	407	779	52.2%	51.5%	52.3%	50.9%
% of FP17s for Band 1 Urgent Courses	34	849	4.0%	10.3%	9.5%	9.1%
% of FP17s Relating to Free Repair or Replacements	4	849	0.5%	0.8%	0.7%	0.8%
% of FP17s Relating to Continuations	20	849	2.4%	1.2%	1.0%	1.1%
% of Patients satisfied with the dentistry they have received	7	7	N/A	91.8%	91.9%	91.7%
% of Patients satisfied with the time they had to wait for an appointment	4	7	N/A	87.0%	88.0%	88.0%

* This is based on patients treated on this contract for their most recent course of treatment. Figures in italics indicate the base number of FP17s or Patient Questionnaire responses are less than 100. N/A is shown where the base number of responses is less than 10 during the period. % is calculated as Quantity/Base number*100

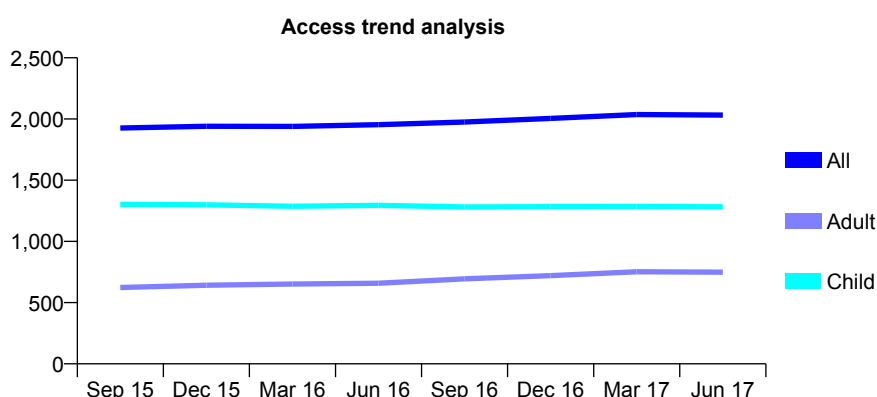
Q66 - Vital Signs At a Glance Contract Report for 174033/0001 - June 2017

Name or company name	El-Nashar Dental Care Ltd
Contract type name	GDS Contract
Purpose of contract	General
Contract start date	01/01/2008
Contract end date	

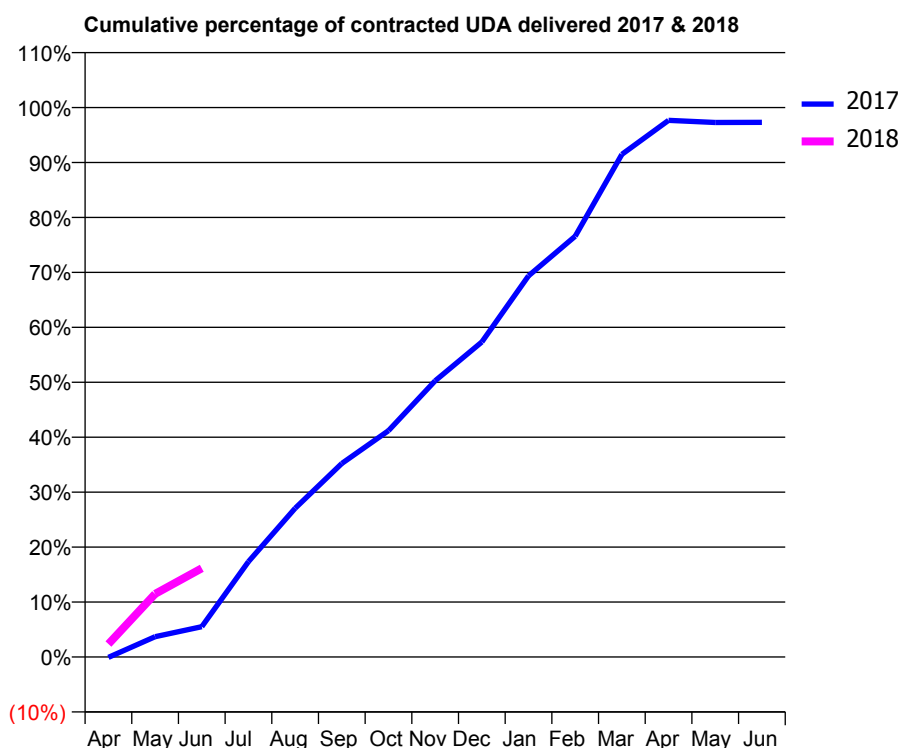
17/18 Contracted general activity (UDA)	7,000
Carry forward general activity (UDA)	0
17/18 Contracted orthodontic activity (UOA)	0
Carry forward orthodontic activity (UOA)	0
Baseline contract value	£229,830.62

ACCESS*

Patients seen in 24 months	Total	Change since previous quarter
Quarter ending June 2016	1,954	
Quarter ending September 2016	1,976	→
Quarter ending December 2016	2,005	→
Quarter ending March 2017	2,037	→
Quarter ending June 2017	2,032	→
Variance since June 2016	4.0%	↑



ACTIVITY



Adjusted Scheduled Activity (UDA)		
Month	2017	2018
April	-6	165
May	260	804
June	387	1,130
July	1,216	
August	1,896	
September	2,465	
October	2,883	
November	3,519	
December	4,013	
January	4,856	
February	5,360	
March	6,404	
April	6,836	
May	6,810	
June	6,811	

QUALITY

	Quantity	Base Number	Contract	AT	Region	England
% of FP17s for the same patient ID Re-attending within 3 months - Children	79	566	14.0%	10.2%	11.6%	12.0%
% of FP17s for the same patient ID Re-attending within 3 months - Adults	48	240	20.0%	14.6%	15.9%	16.0%
% of FP17s for the same patient ID Re-attending between 3 & 9 months - Children	399	566	70.5%	59.5%	60.4%	58.0%
% of FP17s for the same patient ID Re-attending between 3 & 9 months - Adults	136	240	56.7%	51.5%	52.3%	50.9%
% of FP17s for Band 1 Urgent Courses	45	631	7.1%	10.3%	9.5%	9.1%
% of FP17s Relating to Free Repair or Replacements	2	631	0.3%	0.8%	0.7%	0.8%
% of FP17s Relating to Continuations	4	631	0.6%	1.2%	1.0%	1.1%
% of Patients satisfied with the dentistry they have received	5	5	N/A	91.8%	91.9%	91.7%
% of Patients satisfied with the time they had to wait for an appointment	5	5	N/A	87.0%	88.0%	88.0%

* This is based on patients treated on this contract for their most recent course of treatment. Figures in italics indicate the base number of FP17s or Patient Questionnaire responses are less than 100. N/A is shown where the base number of responses is less than 10 during the period. % is calculated as Quantity/Base number*100

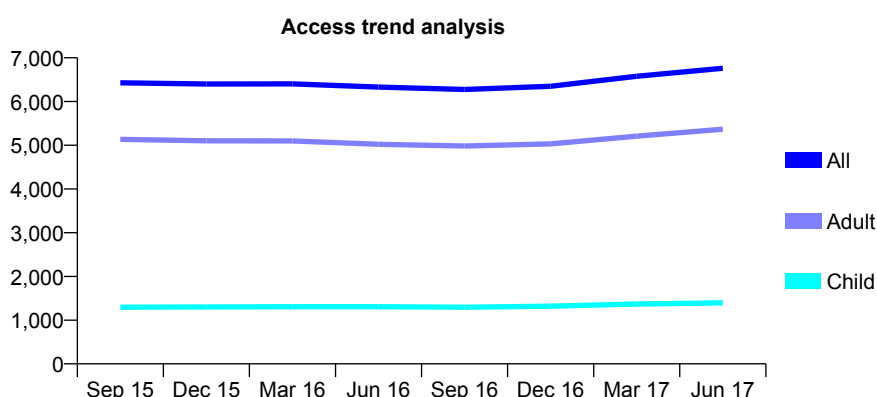
Q66 - Vital Signs At a Glance Contract Report for 174068/0001 - June 2017

Name or company name	The Treatment Centre Limited
Contract type name	GDS Contract
Purpose of contract	General
Contract start date	06/04/2012
Contract end date	

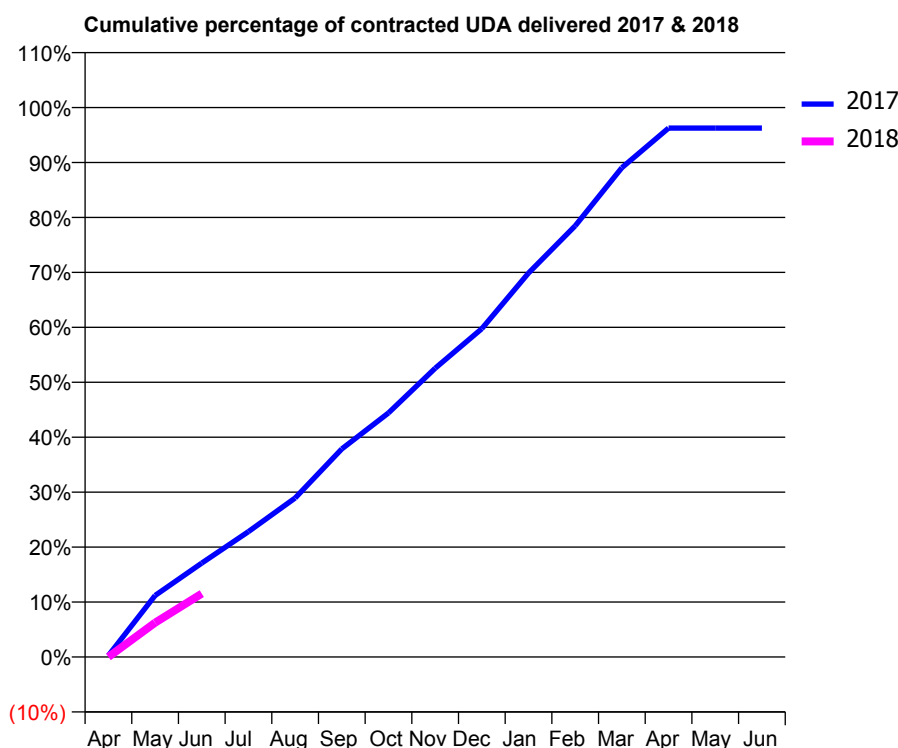
17/18 Contracted general activity (UDA)	16,062
Carry forward general activity (UDA)	0
17/18 Contracted orthodontic activity (UOA)	0
Carry forward orthodontic activity (UOA)	0
Baseline contract value	£419,729.02

ACCESS*

Patients seen in 24 months	Total	Change since previous quarter
Quarter ending June 2016	6,329	
Quarter ending September 2016	6,277	→
Quarter ending December 2016	6,350	→
Quarter ending March 2017	6,577	↑
Quarter ending June 2017	6,760	↑
Variance since June 2016	6.8%	↑



ACTIVITY



Adjusted Scheduled Activity (UDA)		
Month	2017	2018
April	43	0
May	1,799	1,005
June	2,745	1,854
July	3,664	
August	4,648	
September	6,082	
October	7,135	
November	8,439	
December	9,599	
January	11,223	
February	12,604	
March	14,303	
April	15,461	
May	15,461	
June	15,461	

QUALITY

	Quantity	Base Number	Contract	AT	Region	England
% of FP17s for the same patient ID Re-attending within 3 months - Children	11	332	3.3%	10.2%	11.6%	12.0%
% of FP17s for the same patient ID Re-attending within 3 months - Adults	114	1,518	7.5%	14.6%	15.9%	16.0%
% of FP17s for the same patient ID Re-attending between 3 & 9 months - Children	150	332	45.2%	59.5%	60.4%	58.0%
% of FP17s for the same patient ID Re-attending between 3 & 9 months - Adults	714	1,518	47.0%	51.5%	52.3%	50.9%
% of FP17s for Band 1 Urgent Courses	70	1,156	6.1%	10.3%	9.5%	9.1%
% of FP17s Relating to Free Repair or Replacements	14	1,156	1.2%	0.8%	0.7%	0.8%
% of FP17s Relating to Continuations	6	1,156	0.5%	1.2%	1.0%	1.1%
% of Patients satisfied with the dentistry they have received	9	10	90.0%	91.8%	91.9%	91.7%
% of Patients satisfied with the time they had to wait for an appointment	10	10	100.0%	87.0%	88.0%	88.0%

* This is based on patients treated on this contract for their most recent course of treatment. Figures in italics indicate the base number of FP17s or Patient Questionnaire responses are less than 100. N/A is shown where the base number of responses is less than 10 during the period. % is calculated as Quantity/Base number*100

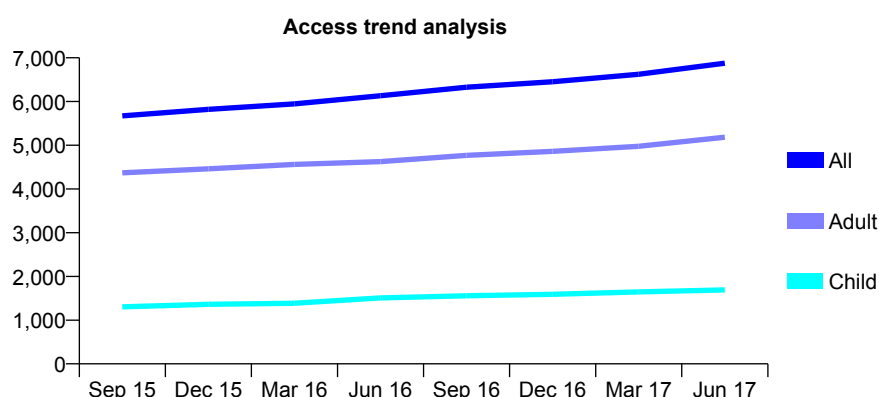
Q66 - Vital Signs At a Glance Contract Report for 174807/0001 - June 2017

Name or company name	Smile Care Paignton Ltd
Contract type name	PDS Plus Contract
Purpose of contract	General
Contract start date	23/07/2012
Contract end date	31/03/2020

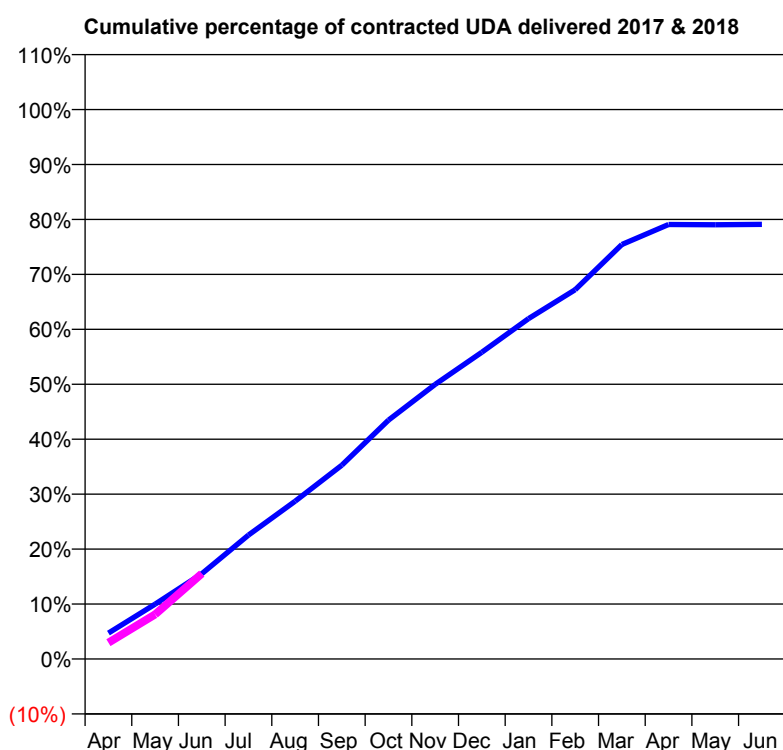
17/18 Contracted general activity (UDA)	22,000
Carry forward general activity (UDA)	0
17/18 Contracted orthodontic activity (UOA)	0
Carry forward orthodontic activity (UOA)	0
Baseline contract value	£305,609.40

ACCESS*

Patients seen in 24 months	Total	Change since previous quarter
Quarter ending June 2016	6,131	
Quarter ending September 2016	6,326	↑
Quarter ending December 2016	6,452	→
Quarter ending March 2017	6,622	↑
Quarter ending June 2017	6,877	↑
Variance since June 2016	12.2%	↑



ACTIVITY



Month	Adjusted Scheduled Activity (UDA)	
	2017	2018
April	1,040	652
May	2,196	1,786
June	3,414	3,421
July	4,964	
August	6,321	
September	7,762	
October	9,564	
November	10,997	
December	12,284	
January	13,629	
February	14,784	
March	16,596	
April	17,394	
May	17,388	
June	17,401	

QUALITY

	Quantity	Base Number	Contract	AT	Region	England
% of FP17s for the same patient ID Re-attending within 3 months - Children	39	500	7.8%	10.2%	11.6%	12.0%
% of FP17s for the same patient ID Re-attending within 3 months - Adults	231	1,496	15.4%	14.6%	15.9%	16.0%
% of FP17s for the same patient ID Re-attending between 3 & 9 months - Children	185	500	37.0%	59.5%	60.4%	58.0%
% of FP17s for the same patient ID Re-attending between 3 & 9 months - Adults	553	1,496	37.0%	51.5%	52.3%	50.9%
% of FP17s for Band 1 Urgent Courses	219	1,627	13.5%	10.3%	9.5%	9.1%
% of FP17s Relating to Free Repair or Replacements	19	1,627	1.2%	0.8%	0.7%	0.8%
% of FP17s Relating to Continuations	28	1,627	1.7%	1.2%	1.0%	1.1%
% of Patients satisfied with the dentistry they have received	11	14	78.6%	91.8%	91.9%	91.7%
% of Patients satisfied with the time they had to wait for an appointment	14	14	100.0%	87.0%	88.0%	88.0%

* This is based on patients treated on this contract for their most recent course of treatment. Figures in italics indicate the base number of FP17s or Patient Questionnaire responses are less than 100. N/A is shown where the base number of responses is less than 10 during the period. % is calculated as Quantity/Base number*100

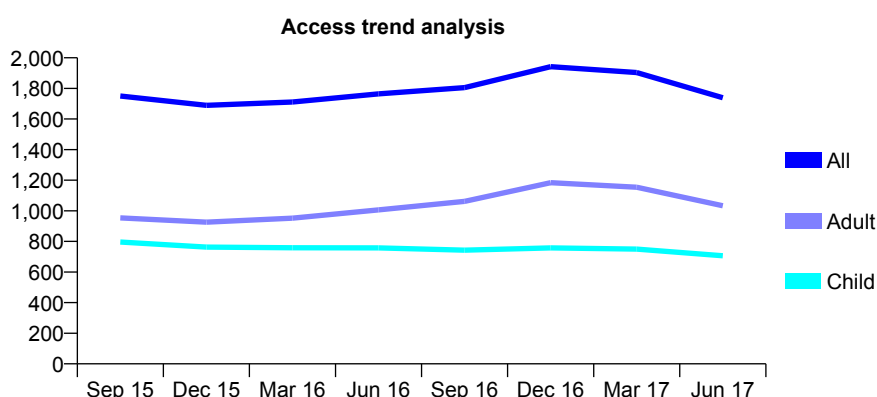
Q66 - Vital Signs At a Glance Contract Report for 174807/0002 - June 2017

Name or company name	Smile Care Paignton Ltd
Contract type name	GDS Contract
Purpose of contract	General
Contract start date	05/11/2012
Contract end date	

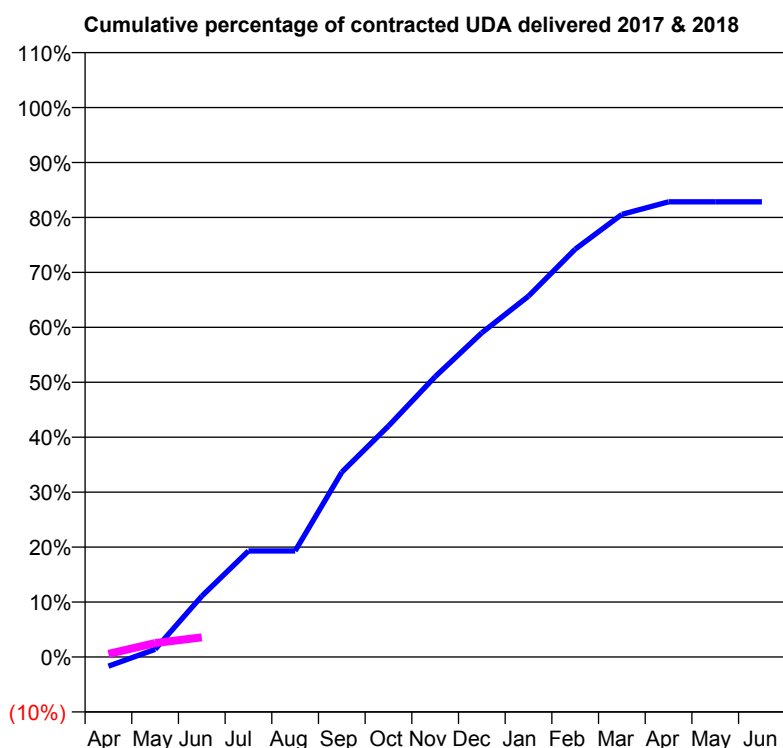
17/18 Contracted general activity (UDA)	6,000
Carry forward general activity (UDA)	0
17/18 Contracted orthodontic activity (UOA)	0
Carry forward orthodontic activity (UOA)	0
Baseline contract value	£165,117.49

ACCESS*

Patients seen in 24 months	Total	Change since previous quarter
Quarter ending June 2016	1,764	
Quarter ending September 2016	1,805	↑
Quarter ending December 2016	1,942	↑
Quarter ending March 2017	1,904	↓
Quarter ending June 2017	1,739	↓
Variance since June 2016	(1.4%)	↓



ACTIVITY



Adjusted Scheduled Activity (UDA)		
Month	2017	2018
April	-102	34
May	83	153
June	665	215
July	1,158	
August	1,158	
September	2,019	
October	2,522	
November	3,061	
December	3,541	
January	3,940	
February	4,453	
March	4,833	
April	4,970	
May	4,970	
June	4,970	

QUALITY

	Quantity	Base Number	Contract	AT	Region	England
% of FP17s for the same patient ID Re-attending within 3 months - Children	23	141	16.3%	10.2%	11.6%	12.0%
% of FP17s for the same patient ID Re-attending within 3 months - Adults	1	21	4.8%	14.6%	15.9%	16.0%
% of FP17s for the same patient ID Re-attending between 3 & 9 months - Children	85	141	60.3%	59.5%	60.4%	58.0%
% of FP17s for the same patient ID Re-attending between 3 & 9 months - Adults	8	21	38.1%	51.5%	52.3%	50.9%
% of FP17s for Band 1 Urgent Courses	6	123	4.9%	10.3%	9.5%	9.1%
% of FP17s Relating to Free Repair or Replacements	0	123	0.0%	0.8%	0.7%	0.8%
% of FP17s Relating to Continuations	0	123	0.0%	1.2%	1.0%	1.1%
% of Patients satisfied with the dentistry they have received	1	3	N/A	91.8%	91.9%	91.7%
% of Patients satisfied with the time they had to wait for an appointment	3	3	N/A	87.0%	88.0%	88.0%

* This is based on patients treated on this contract for their most recent course of treatment. Figures in italics indicate the base number of FP17s or Patient Questionnaire responses are less than 100. N/A is shown where the base number of responses is less than 10 during the period. % is calculated as Quantity/Base number*100

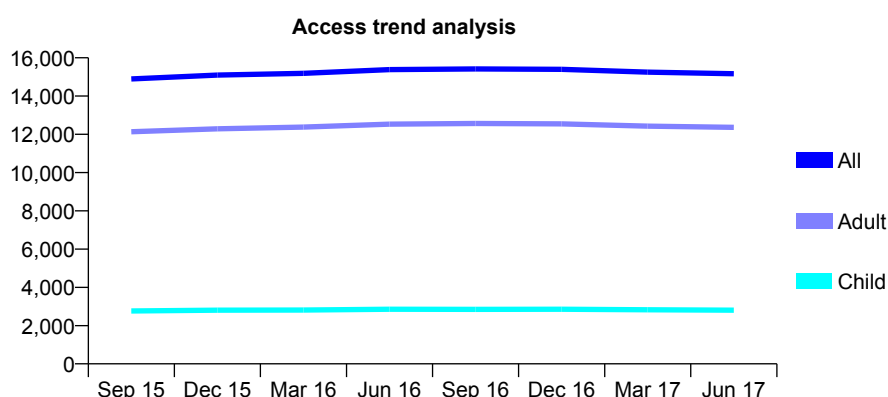
Q66 - Vital Signs At a Glance Contract Report for 175064/0001 - June 2017

Name or company name	Milehouse Dental Care Ltd
Contract type name	GDS Contract
Purpose of contract	General
Contract start date	01/09/2012
Contract end date	

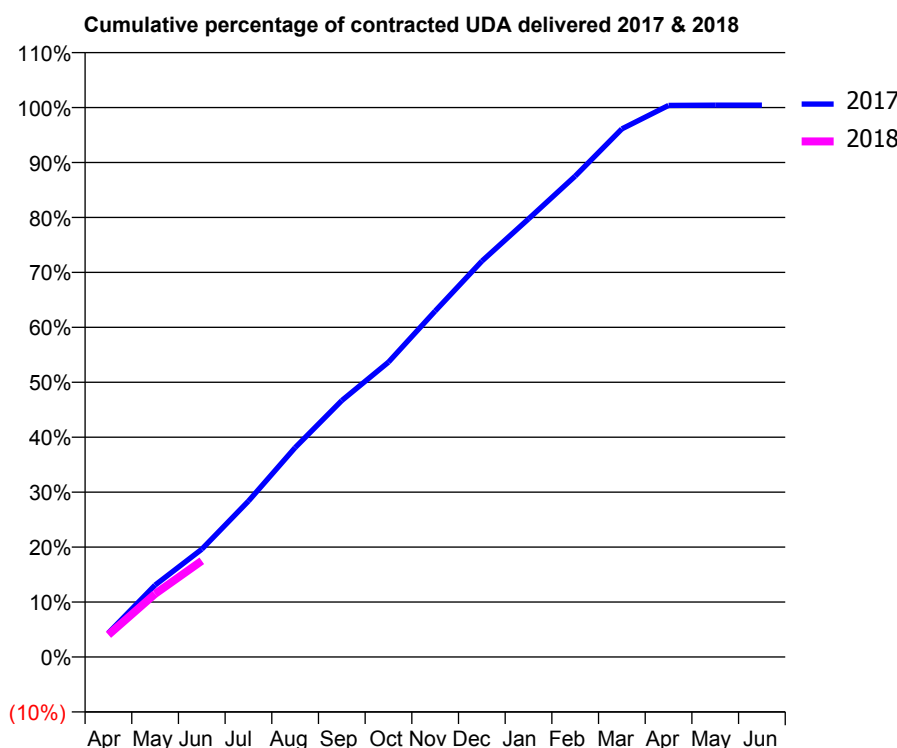
17/18 Contracted general activity (UDA)	40,396
Carry forward general activity (UDA)	0
17/18 Contracted orthodontic activity (UOA)	0
Carry forward orthodontic activity (UOA)	0
Baseline contract value	£1,069,545.57

ACCESS*

Patients seen in 24 months	Total	Change since previous quarter
Quarter ending June 2016	15,385	
Quarter ending September 2016	15,415	→
Quarter ending December 2016	15,398	→
Quarter ending March 2017	15,251	→
Quarter ending June 2017	15,170	→
Variance since June 2016	(1.4%)	↓



ACTIVITY



Adjusted Scheduled Activity (UDA)		
Month	2017	2018
April	1,765	1,636
May	5,287	4,642
June	7,926	7,071
July	11,465	
August	15,394	
September	18,854	
October	21,682	
November	25,438	
December	29,099	
January	32,205	
February	35,353	
March	38,825	
April	40,553	
May	40,566	
June	40,566	

QUALITY

	Quantity	Base Number	Contract	AT	Region	England
% of FP17s for the same patient ID Re-attending within 3 months - Children	89	1,124	7.9%	10.2%	11.6%	12.0%
% of FP17s for the same patient ID Re-attending within 3 months - Adults	524	3,565	14.7%	14.6%	15.9%	16.0%
% of FP17s for the same patient ID Re-attending between 3 & 9 months - Children	843	1,124	75.0%	59.5%	60.4%	58.0%
% of FP17s for the same patient ID Re-attending between 3 & 9 months - Adults	1,188	3,565	33.3%	51.5%	52.3%	50.9%
% of FP17s for Band 1 Urgent Courses	350	3,758	9.3%	10.3%	9.5%	9.1%
% of FP17s Relating to Free Repair or Replacements	33	3,758	0.9%	0.8%	0.7%	0.8%
% of FP17s Relating to Continuations	29	3,758	0.8%	1.2%	1.0%	1.1%
% of Patients satisfied with the dentistry they have received	30	31	96.8%	91.8%	91.9%	91.7%
% of Patients satisfied with the time they had to wait for an appointment	30	31	96.8%	87.0%	88.0%	88.0%

* This is based on patients treated on this contract for their most recent course of treatment. Figures in italics indicate the base number of FP17s or Patient Questionnaire responses are less than 100. N/A is shown where the base number of responses is less than 10 during the period. % is calculated as Quantity/Base number*100

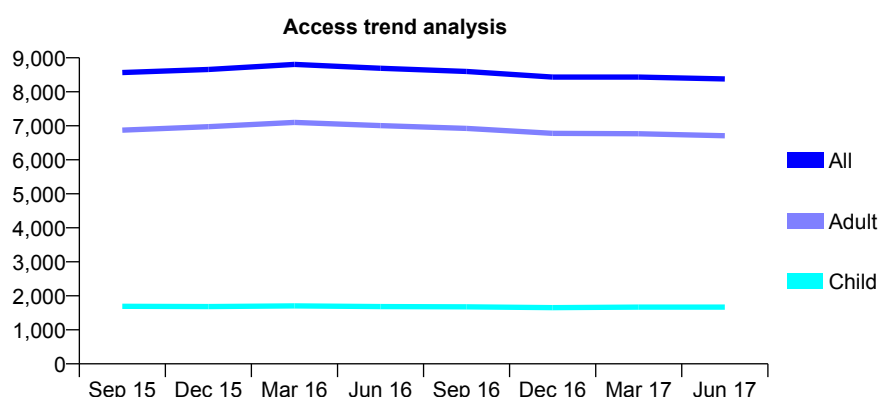
Q66 - Vital Signs At a Glance Contract Report for 175617/0001 - June 2017

Name or company name	Mr J Nuttall & Dr T Hodges
Contract type name	GDS Contract
Purpose of contract	General
Contract start date	01/04/2014
Contract end date	

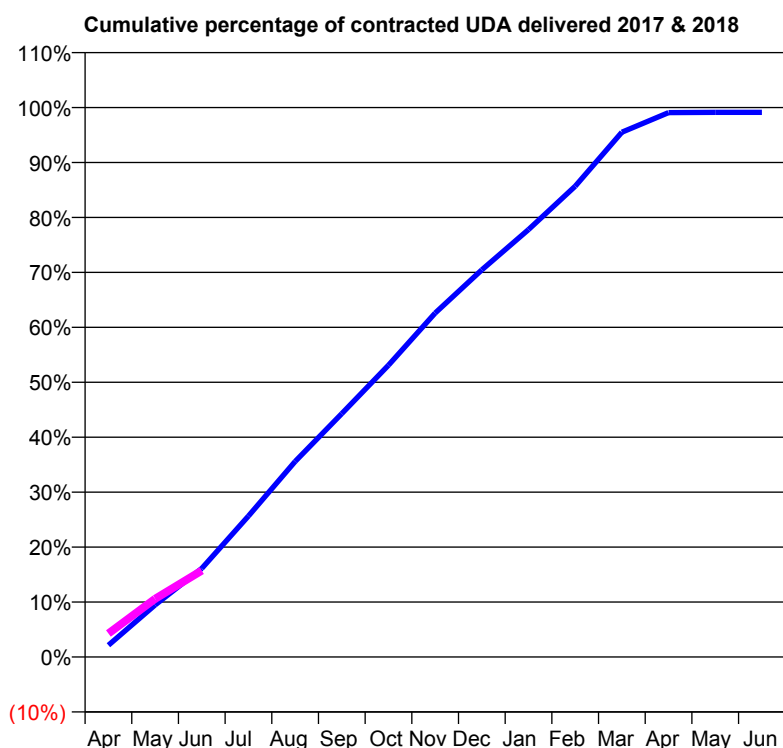
17/18 Contracted general activity (UDA)	21,000
Carry forward general activity (UDA)	0
17/18 Contracted orthodontic activity (UOA)	0
Carry forward orthodontic activity (UOA)	0
Baseline contract value	£530,195.47

ACCESS*

Patients seen in 24 months	Total	Change since previous quarter
Quarter ending June 2016	8,691	
Quarter ending September 2016	8,599	↓
Quarter ending December 2016	8,434	↓
Quarter ending March 2017	8,435	→
Quarter ending June 2017	8,377	→
Variance since June 2016	(3.6%)	↓



ACTIVITY



Adjusted Scheduled Activity (UDA)		
Month	2017	2018
April	453	900
May	1,991	2,227
June	3,388	3,304
July	5,391	
August	7,474	
September	9,301	
October	11,154	
November	13,146	
December	14,796	
January	16,334	
February	17,991	
March	20,056	
April	20,807	
May	20,817	
June	20,817	

QUALITY

	Quantity	Base Number	Contract	AT	Region	England
% of FP17s for the same patient ID Re-attending within 3 months - Children	33	489	6.7%	10.2%	11.6%	12.0%
% of FP17s for the same patient ID Re-attending within 3 months - Adults	318	2,057	15.5%	14.6%	15.9%	16.0%
% of FP17s for the same patient ID Re-attending between 3 & 9 months - Children	294	489	60.1%	59.5%	60.4%	58.0%
% of FP17s for the same patient ID Re-attending between 3 & 9 months - Adults	1,010	2,057	49.1%	51.5%	52.3%	50.9%
% of FP17s for Band 1 Urgent Courses	190	1,769	10.7%	10.3%	9.5%	9.1%
% of FP17s Relating to Free Repair or Replacements	10	1,769	0.6%	0.8%	0.7%	0.8%
% of FP17s Relating to Continuations	13	1,769	0.7%	1.2%	1.0%	1.1%
% of Patients satisfied with the dentistry they have received	23	25	92.0%	91.8%	91.9%	91.7%
% of Patients satisfied with the time they had to wait for an appointment	21	25	84.0%	87.0%	88.0%	88.0%

* This is based on patients treated on this contract for their most recent course of treatment. Figures in italics indicate the base number of FP17s or Patient Questionnaire responses are less than 100. N/A is shown where the base number of responses is less than 10 during the period. % is calculated as Quantity/Base number*100

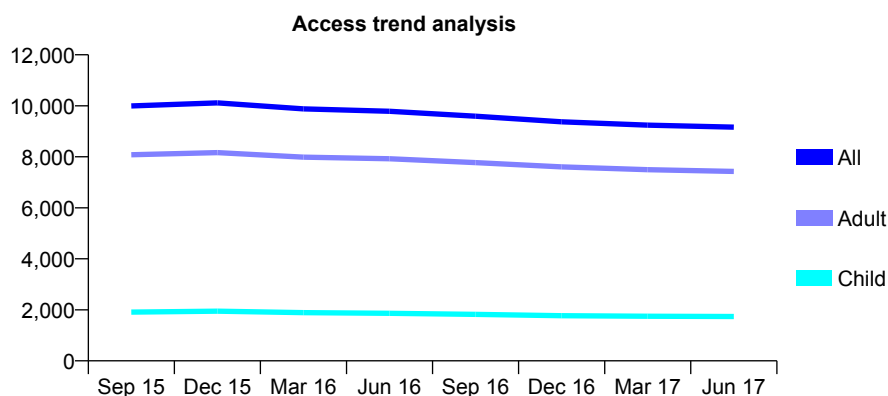
Q66 - Vital Signs At a Glance Contract Report for 175986/0001 - June 2017

Name or company name	DEN DENTAL GROUP PRACTICE LLP
Contract type name	GDS Contract
Purpose of contract	General
Contract start date	01/06/2011
Contract end date	

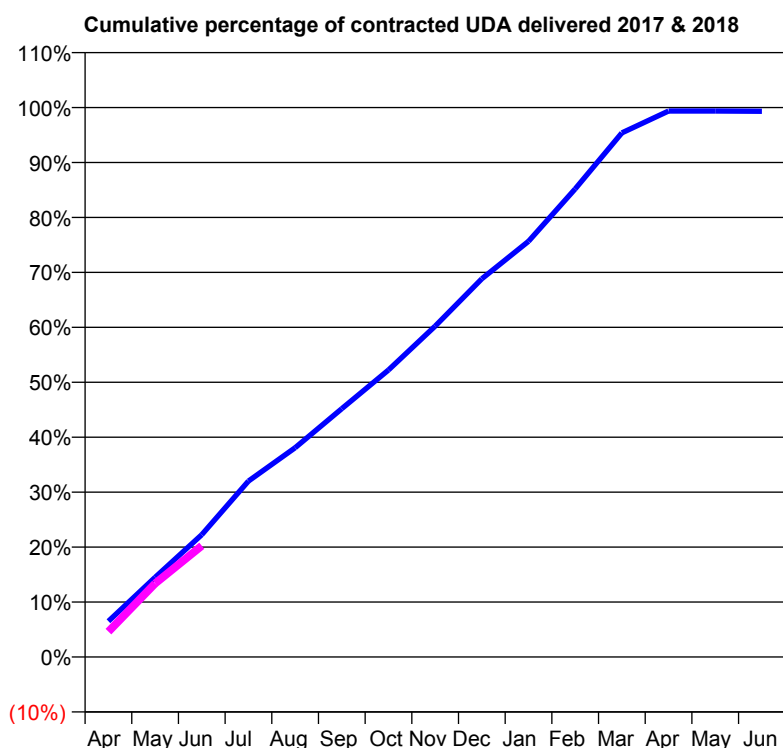
17/18 Contracted general activity (UDA)	26,014
Carry forward general activity (UDA)	0
17/18 Contracted orthodontic activity (UOA)	0
Carry forward orthodontic activity (UOA)	0
Baseline contract value	£820,420.44

ACCESS*

Patients seen in 24 months	Total	Change since previous quarter
Quarter ending June 2016	9,788	
Quarter ending September 2016	9,593	↓
Quarter ending December 2016	9,373	↓
Quarter ending March 2017	9,243	↓
Quarter ending June 2017	9,164	→
Variance since June 2016	(6.4%)	↓



ACTIVITY



Adjusted Scheduled Activity (UDA)		
Month	2017	2018
April	1,695	1,205
May	3,770	3,483
June	5,789	5,266
July	8,329	
August	9,910	
September	11,761	
October	13,591	
November	15,662	
December	17,904	
January	19,680	
February	22,163	
March	24,809	
April	25,849	
May	25,849	
June	25,834	

QUALITY

	Quantity	Base Number	Contract	AT	Region	England
% of FP17s for the same patient ID Re-attending within 3 months - Children	19	559	3.4%	10.2%	11.6%	12.0%
% of FP17s for the same patient ID Re-attending within 3 months - Adults	318	2,301	13.8%	14.6%	15.9%	16.0%
% of FP17s for the same patient ID Re-attending between 3 & 9 months - Children	283	559	50.6%	59.5%	60.4%	58.0%
% of FP17s for the same patient ID Re-attending between 3 & 9 months - Adults	1,126	2,301	48.9%	51.5%	52.3%	50.9%
% of FP17s for Band 1 Urgent Courses	169	2,449	6.9%	10.3%	9.5%	9.1%
% of FP17s Relating to Free Repair or Replacements	23	2,449	0.9%	0.8%	0.7%	0.8%
% of FP17s Relating to Continuations	21	2,449	0.9%	1.2%	1.0%	1.1%
% of Patients satisfied with the dentistry they have received	22	23	95.7%	91.8%	91.9%	91.7%
% of Patients satisfied with the time they had to wait for an appointment	17	23	73.9%	87.0%	88.0%	88.0%

* This is based on patients treated on this contract for their most recent course of treatment. Figures in italics indicate the base number of FP17s or Patient Questionnaire responses are less than 100. N/A is shown where the base number of responses is less than 10 during the period. % is calculated as Quantity/Base number*100

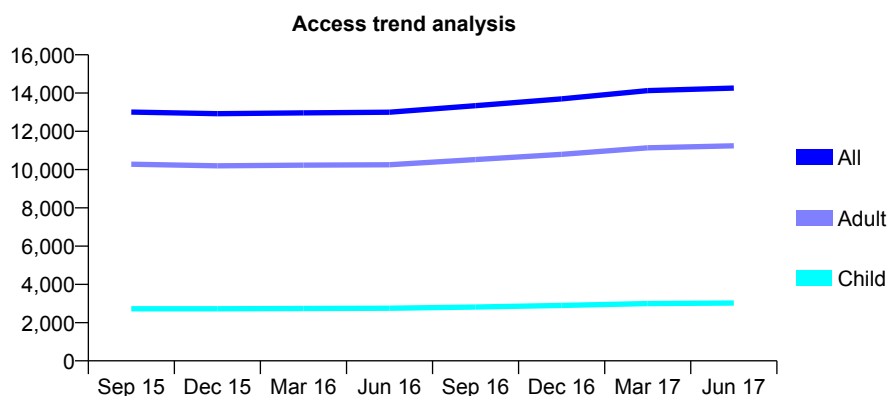
Q66 - Vital Signs At a Glance Contract Report for 175986/0002 - June 2017

Name or company name	DEN DENTAL GROUP PRACTICE LLP
Contract type name	GDS Contract
Purpose of contract	General
Contract start date	01/06/2011
Contract end date	

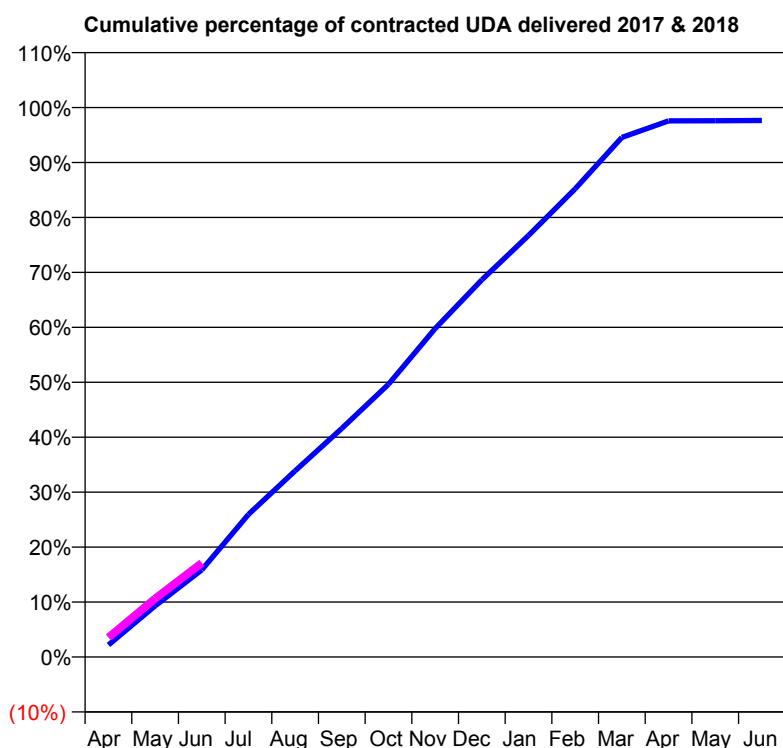
17/18 Contracted general activity (UDA)	34,870
Carry forward general activity (UDA)	0
17/18 Contracted orthodontic activity (UOA)	0
Carry forward orthodontic activity (UOA)	0
Baseline contract value	£1,059,945.14

ACCESS*

Patients seen in 24 months	Total	Change since previous quarter
Quarter ending June 2016	12,998	
Quarter ending September 2016	13,337	↑
Quarter ending December 2016	13,697	↑
Quarter ending March 2017	14,129	↑
Quarter ending June 2017	14,260	→
Variance since June 2016	9.7%	↑



ACTIVITY



Adjusted Scheduled Activity (UDA)		
Month	2017	2018
April	767	1,241
May	3,243	3,710
June	5,534	5,967
July	9,048	
August	11,820	
September	14,505	
October	17,306	
November	20,850	
December	23,937	
January	26,755	
February	29,718	
March	32,972	
April	34,019	
May	34,033	
June	34,049	

QUALITY

	Quantity	Base Number	Contract	AT	Region	England
% of FP17s for the same patient ID Re-attending within 3 months - Children	62	894	6.9%	10.2%	11.6%	12.0%
% of FP17s for the same patient ID Re-attending within 3 months - Adults	480	3,279	14.6%	14.6%	15.9%	16.0%
% of FP17s for the same patient ID Re-attending between 3 & 9 months - Children	400	894	44.7%	59.5%	60.4%	58.0%
% of FP17s for the same patient ID Re-attending between 3 & 9 months - Adults	1,539	3,279	46.9%	51.5%	52.3%	50.9%
% of FP17s for Band 1 Urgent Courses	383	3,581	10.7%	10.3%	9.5%	9.1%
% of FP17s Relating to Free Repair or Replacements	55	3,581	1.5%	0.8%	0.7%	0.8%
% of FP17s Relating to Continuations	30	3,581	0.8%	1.2%	1.0%	1.1%
% of Patients satisfied with the dentistry they have received	23	25	92.0%	91.8%	91.9%	91.7%
% of Patients satisfied with the time they had to wait for an appointment	23	25	92.0%	87.0%	88.0%	88.0%

* This is based on patients treated on this contract for their most recent course of treatment. Figures in italics indicate the base number of FP17s or Patient Questionnaire responses are less than 100. N/A is shown where the base number of responses is less than 10 during the period. % is calculated as Quantity/Base number*100

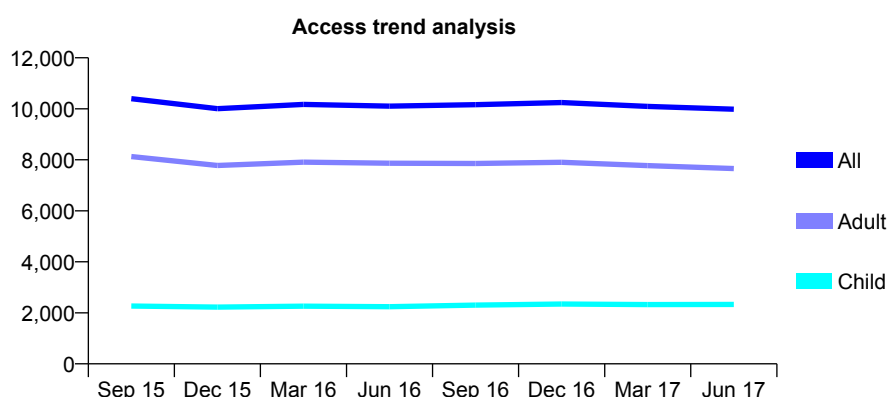
Q66 - Vital Signs At a Glance Contract Report for 175986/0004 - June 2017

Name or company name	DEN DENTAL GROUP PRACTICE LLP
Contract type name	GDS Contract
Purpose of contract	General
Contract start date	01/06/2011
Contract end date	

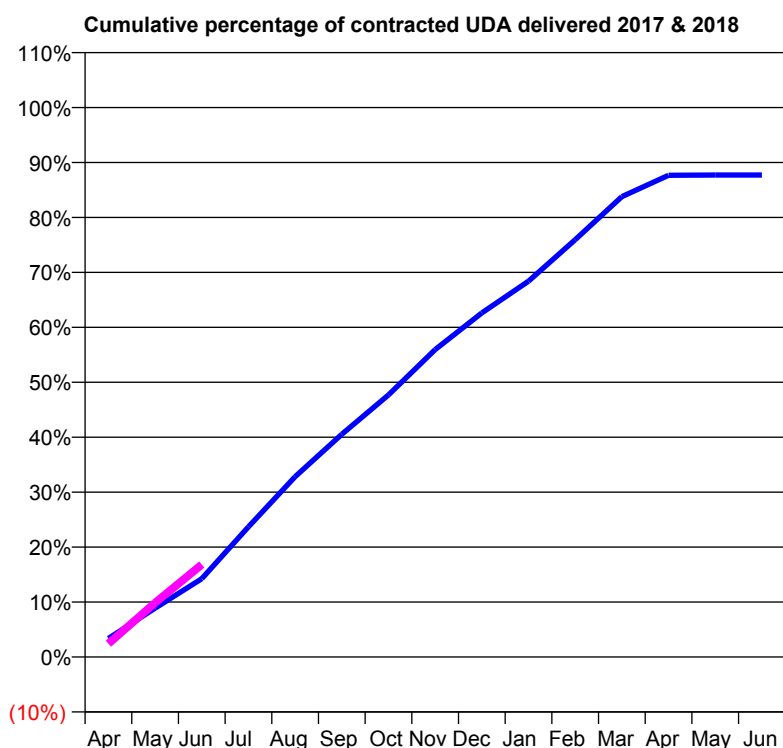
17/18 Contracted general activity (UDA)	28,374
Carry forward general activity (UDA)	0
17/18 Contracted orthodontic activity (UOA)	0
Carry forward orthodontic activity (UOA)	0
Baseline contract value	£776,041.81

ACCESS*

Patients seen in 24 months	Total	Change since previous quarter
Quarter ending June 2016	10,104	
Quarter ending September 2016	10,162	→
Quarter ending December 2016	10,247	→
Quarter ending March 2017	10,096	↓
Quarter ending June 2017	9,985	↓
Variance since June 2016	(1.2%)	↓



ACTIVITY



Adjusted Scheduled Activity (UDA)		
Month	2017	2018
April	960	694
May	2,527	2,802
June	4,047	4,776
July	6,724	
August	9,311	
September	11,504	
October	13,537	
November	15,873	
December	17,771	
January	19,404	
February	21,546	
March	23,772	
April	24,875	
May	24,888	
June	24,889	

QUALITY

	Quantity	Base Number	Contract	AT	Region	England
% of FP17s for the same patient ID Re-attending within 3 months - Children	49	856	5.7%	10.2%	11.6%	12.0%
% of FP17s for the same patient ID Re-attending within 3 months - Adults	300	2,471	12.1%	14.6%	15.9%	16.0%
% of FP17s for the same patient ID Re-attending between 3 & 9 months - Children	519	856	60.6%	59.5%	60.4%	58.0%
% of FP17s for the same patient ID Re-attending between 3 & 9 months - Adults	1,362	2,471	55.1%	51.5%	52.3%	50.9%
% of FP17s for Band 1 Urgent Courses	224	2,704	8.3%	10.3%	9.5%	9.1%
% of FP17s Relating to Free Repair or Replacements	33	2,704	1.2%	0.8%	0.7%	0.8%
% of FP17s Relating to Continuations	14	2,704	0.5%	1.2%	1.0%	1.1%
% of Patients satisfied with the dentistry they have received	10	11	90.9%	91.8%	91.9%	91.7%
% of Patients satisfied with the time they had to wait for an appointment	11	11	100.0%	87.0%	88.0%	88.0%

* This is based on patients treated on this contract for their most recent course of treatment. Figures in italics indicate the base number of FP17s or Patient Questionnaire responses are less than 100. N/A is shown where the base number of responses is less than 10 during the period. % is calculated as Quantity/Base number*100

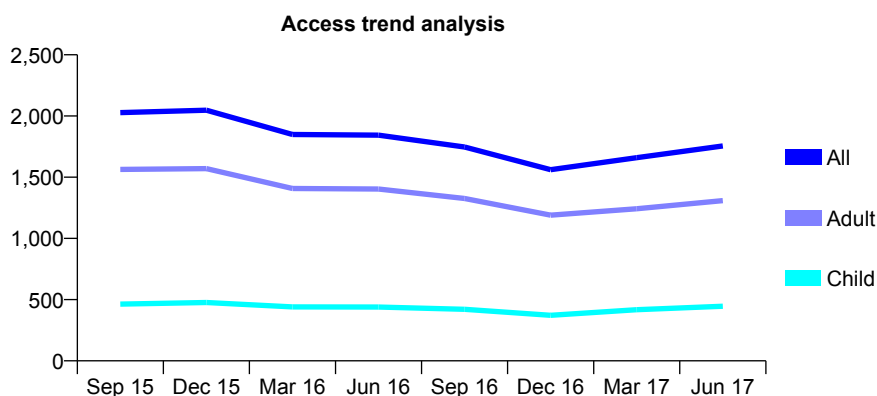
Q66 - Vital Signs At a Glance Contract Report for 175986/0005 - June 2017

Name or company name	DEN DENTAL GROUP PRACTICE LLP
Contract type name	GDS Contract
Purpose of contract	General
Contract start date	01/06/2011
Contract end date	

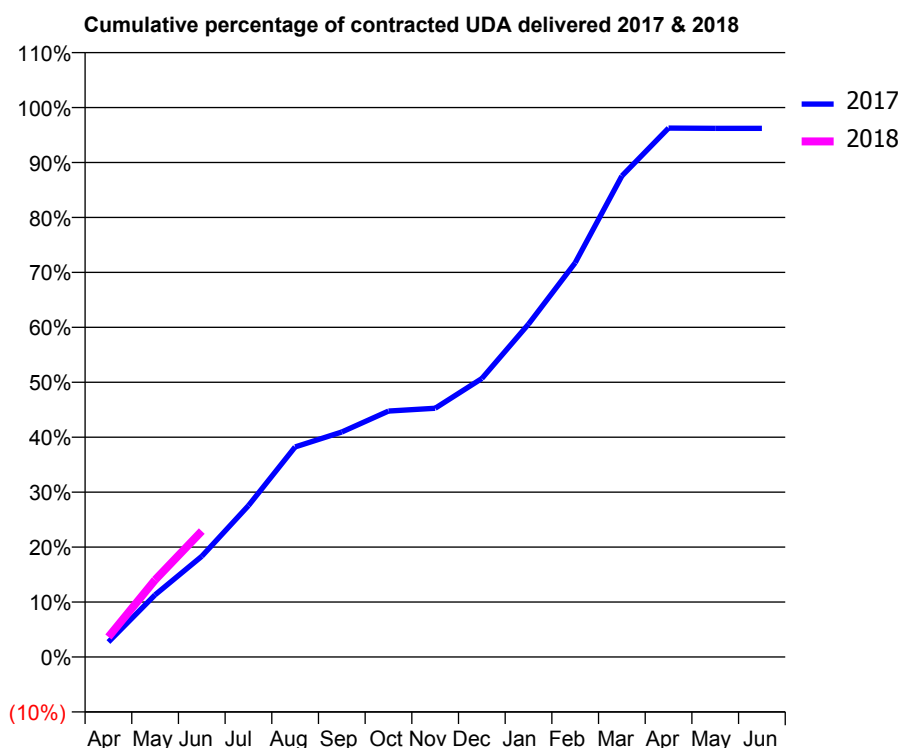
17/18 Contracted general activity (UDA)	4,676
Carry forward general activity (UDA)	0
17/18 Contracted orthodontic activity (UOA)	0
Carry forward orthodontic activity (UOA)	0
Baseline contract value	£119,816.37

ACCESS*

Patients seen in 24 months	Total	Change since previous quarter
Quarter ending June 2016	1,844	
Quarter ending September 2016	1,747	↓
Quarter ending December 2016	1,562	↓
Quarter ending March 2017	1,660	↑
Quarter ending June 2017	1,755	↑
Variance since June 2016	(4.8%)	↓



ACTIVITY



Adjusted Scheduled Activity (UDA)		
Month	2017	2018
April	128	170
May	530	657
June	857	1,072
July	1,289	
August	1,788	
September	1,915	
October	2,093	
November	2,117	
December	2,370	
January	2,833	
February	3,355	
March	4,094	
April	4,501	
May	4,498	
June	4,498	

QUALITY

	Quantity	Base Number	Contract	AT	Region	England
% of FP17s for the same patient ID Re-attending within 3 months - Children	22	179	12.3%	10.2%	11.6%	12.0%
% of FP17s for the same patient ID Re-attending within 3 months - Adults	65	518	12.5%	14.6%	15.9%	16.0%
% of FP17s for the same patient ID Re-attending between 3 & 9 months - Children	64	179	35.8%	59.5%	60.4%	58.0%
% of FP17s for the same patient ID Re-attending between 3 & 9 months - Adults	164	518	31.7%	51.5%	52.3%	50.9%
% of FP17s for Band 1 Urgent Courses	19	561	3.4%	10.3%	9.5%	9.1%
% of FP17s Relating to Free Repair or Replacements	12	561	2.1%	0.8%	0.7%	0.8%
% of FP17s Relating to Continuations	11	561	2.0%	1.2%	1.0%	1.1%
% of Patients satisfied with the dentistry they have received	4	4	N/A	91.8%	91.9%	91.7%
% of Patients satisfied with the time they had to wait for an appointment	1	4	N/A	87.0%	88.0%	88.0%

* This is based on patients treated on this contract for their most recent course of treatment. Figures in italics indicate the base number of FP17s or Patient Questionnaire responses are less than 100. N/A is shown where the base number of responses is less than 10 during the period. % is calculated as Quantity/Base number*100

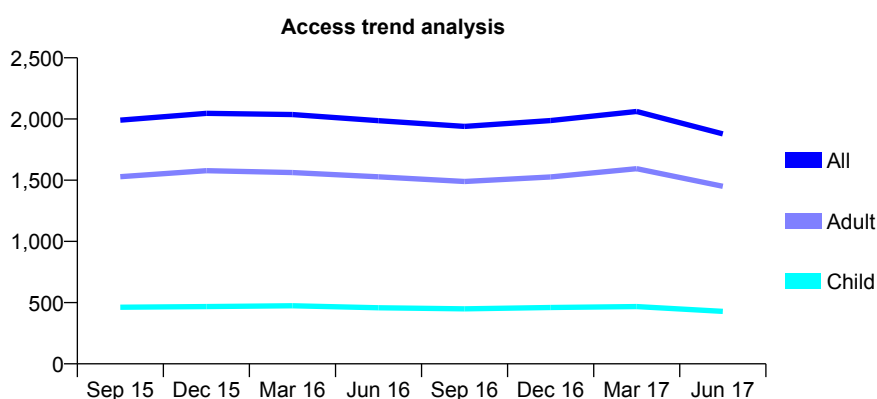
Q66 - Vital Signs At a Glance Contract Report for 175986/0006 - June 2017

Name or company name	DEN DENTAL GROUP PRACTICE LLP
Contract type name	GDS Contract
Purpose of contract	General
Contract start date	01/06/2011
Contract end date	04/06/2017

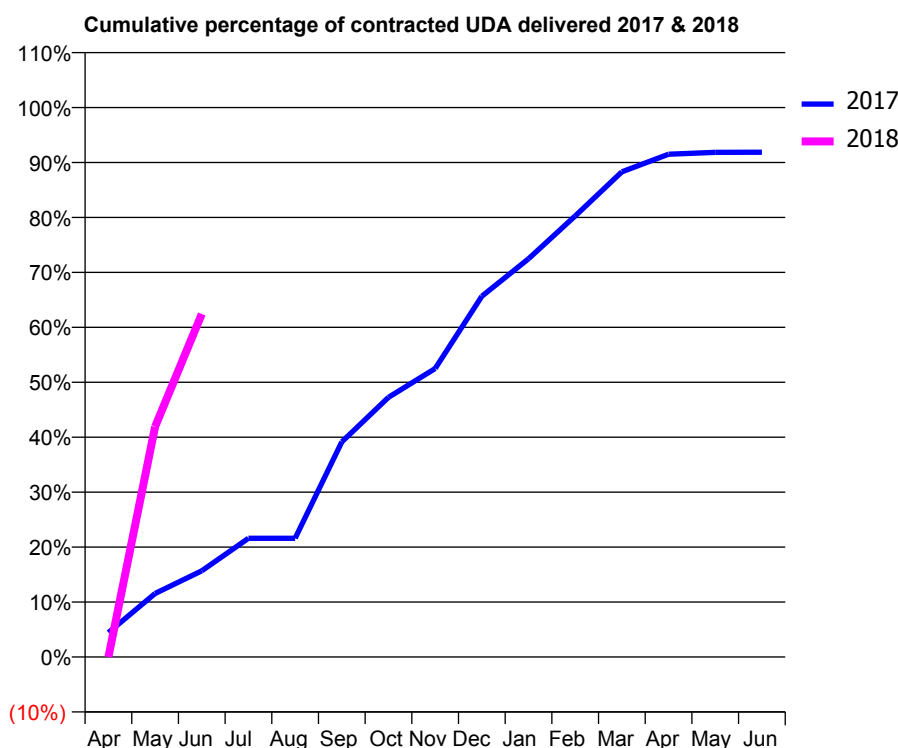
17/18 Contracted general activity (UDA)	800
Carry forward general activity (UDA)	0
17/18 Contracted orthodontic activity (UOA)	0
Carry forward orthodontic activity (UOA)	0
Baseline contract value	£21,020.48

ACCESS*

Patients seen in 24 months	Total	Change since previous quarter
Quarter ending June 2016	1,986	
Quarter ending September 2016	1,939	↓
Quarter ending December 2016	1,987	↑
Quarter ending March 2017	2,062	↑
Quarter ending June 2017	1,879	↓
Variance since June 2016	(5.4%)	↓



ACTIVITY



Adjusted Scheduled Activity (UDA)		
Month	2017	2018
April	201	0
May	520	335
June	706	499
July	973	
August	973	
September	1,762	
October	2,126	
November	2,363	
December	2,954	
January	3,261	
February	3,612	
March	3,973	
April	4,117	
May	4,132	
June	4,133	

QUALITY

	Quantity	Base Number	Contract	AT	Region	England
% of FP17s for the same patient ID Re-attending within 3 months - Children	3	110	2.7%	10.2%	11.6%	12.0%
% of FP17s for the same patient ID Re-attending within 3 months - Adults	23	291	7.9%	14.6%	15.9%	16.0%
% of FP17s for the same patient ID Re-attending between 3 & 9 months - Children	63	110	57.3%	59.5%	60.4%	58.0%
% of FP17s for the same patient ID Re-attending between 3 & 9 months - Adults	172	291	59.1%	51.5%	52.3%	50.9%
% of FP17s for Band 1 Urgent Courses	22	300	7.3%	10.3%	9.5%	9.1%
% of FP17s Relating to Free Repair or Replacements	0	300	0.0%	0.8%	0.7%	0.8%
% of FP17s Relating to Continuations	0	300	0.0%	1.2%	1.0%	1.1%
% of Patients satisfied with the dentistry they have received	1	1	N/A	91.8%	91.9%	91.7%
% of Patients satisfied with the time they had to wait for an appointment	1	1	N/A	87.0%	88.0%	88.0%

* This is based on patients treated on this contract for their most recent course of treatment. Figures in italics indicate the base number of FP17s or Patient Questionnaire responses are less than 100. N/A is shown where the base number of responses is less than 10 during the period. % is calculated as Quantity/Base number*100

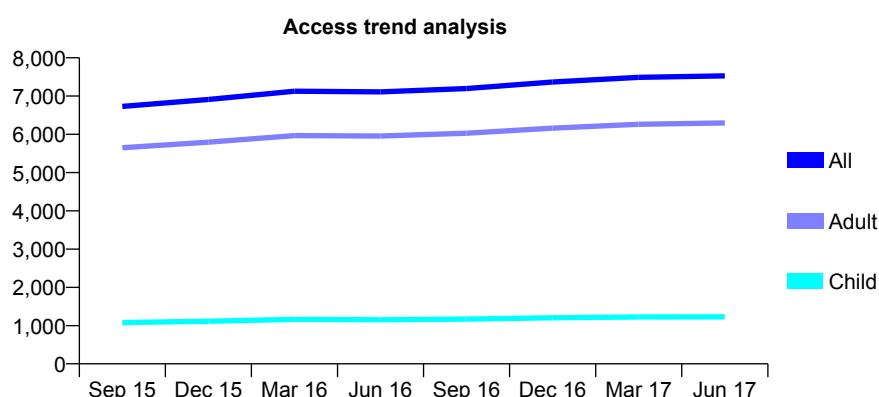
Q66 - Vital Signs At a Glance Contract Report for 175986/0007 - June 2017

Name or company name	DEN DENTAL GROUP PRACTICE LLP
Contract type name	PDS Plus Contract
Purpose of contract	General
Contract start date	01/06/2011
Contract end date	30/06/2020

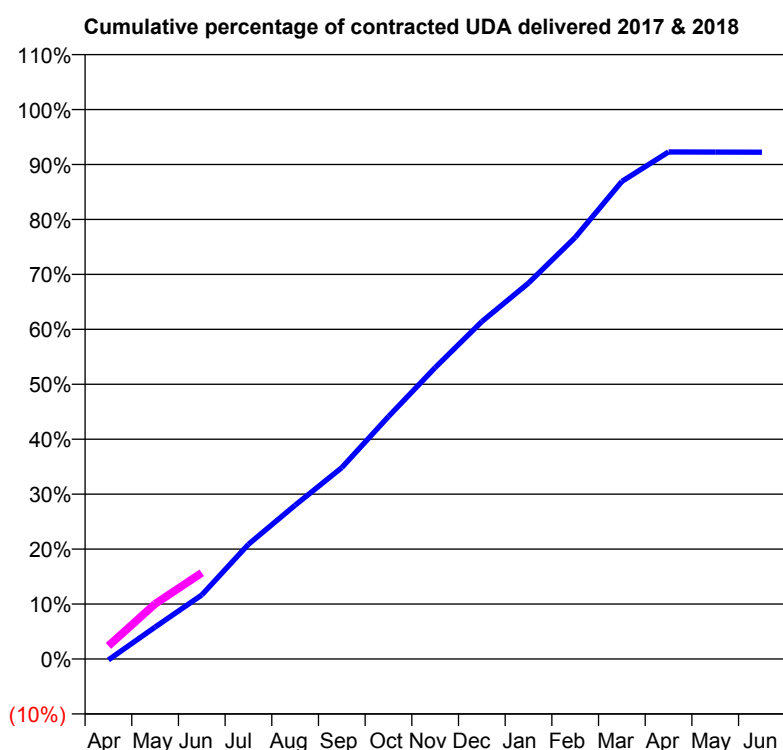
17/18 Contracted general activity (UDA)	24,000
Carry forward general activity (UDA)	0
17/18 Contracted orthodontic activity (UOA)	0
Carry forward orthodontic activity (UOA)	0
Baseline contract value	£348,765.21

ACCESS*

Patients seen in 24 months	Total	Change since previous quarter
Quarter ending June 2016	7,110	
Quarter ending September 2016	7,198	→
Quarter ending December 2016	7,366	↑
Quarter ending March 2017	7,488	→
Quarter ending June 2017	7,526	→
Variance since June 2016	5.9%	↑



ACTIVITY



Adjusted Scheduled Activity (UDA)		
Month	2017	2018
April	-45	572
May	1,397	2,409
June	2,799	3,767
July	5,012	
August	6,721	
September	8,358	
October	10,589	
November	12,726	
December	14,738	
January	16,422	
February	18,413	
March	20,860	
April	22,144	
May	22,137	
June	22,135	

QUALITY

	Quantity	Base Number	Contract	AT	Region	England
% of FP17s for the same patient ID Re-attending within 3 months - Children	27	411	6.6%	10.2%	11.6%	12.0%
% of FP17s for the same patient ID Re-attending within 3 months - Adults	309	1,954	15.8%	14.6%	15.9%	16.0%
% of FP17s for the same patient ID Re-attending between 3 & 9 months - Children	231	411	56.2%	59.5%	60.4%	58.0%
% of FP17s for the same patient ID Re-attending between 3 & 9 months - Adults	1,085	1,954	55.5%	51.5%	52.3%	50.9%
% of FP17s for Band 1 Urgent Courses	172	1,833	9.4%	10.3%	9.5%	9.1%
% of FP17s Relating to Free Repair or Replacements	35	1,833	1.9%	0.8%	0.7%	0.8%
% of FP17s Relating to Continuations	4	1,833	0.2%	1.2%	1.0%	1.1%
% of Patients satisfied with the dentistry they have received	24	25	96.0%	91.8%	91.9%	91.7%
% of Patients satisfied with the time they had to wait for an appointment	24	25	96.0%	87.0%	88.0%	88.0%

* This is based on patients treated on this contract for their most recent course of treatment. Figures in italics indicate the base number of FP17s or Patient Questionnaire responses are less than 100. N/A is shown where the base number of responses is less than 10 during the period. % is calculated as Quantity/Base number*100

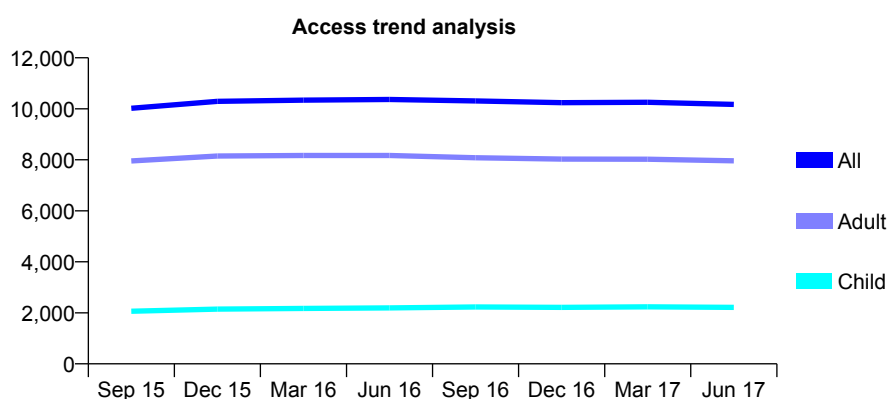
Q66 - Vital Signs At a Glance Contract Report for 175986/0008 - June 2017

Name or company name	DEN DENTAL GROUP PRACTICE LLP
Contract type name	PDS Plus Contract
Purpose of contract	General
Contract start date	01/06/2011
Contract end date	30/06/2020

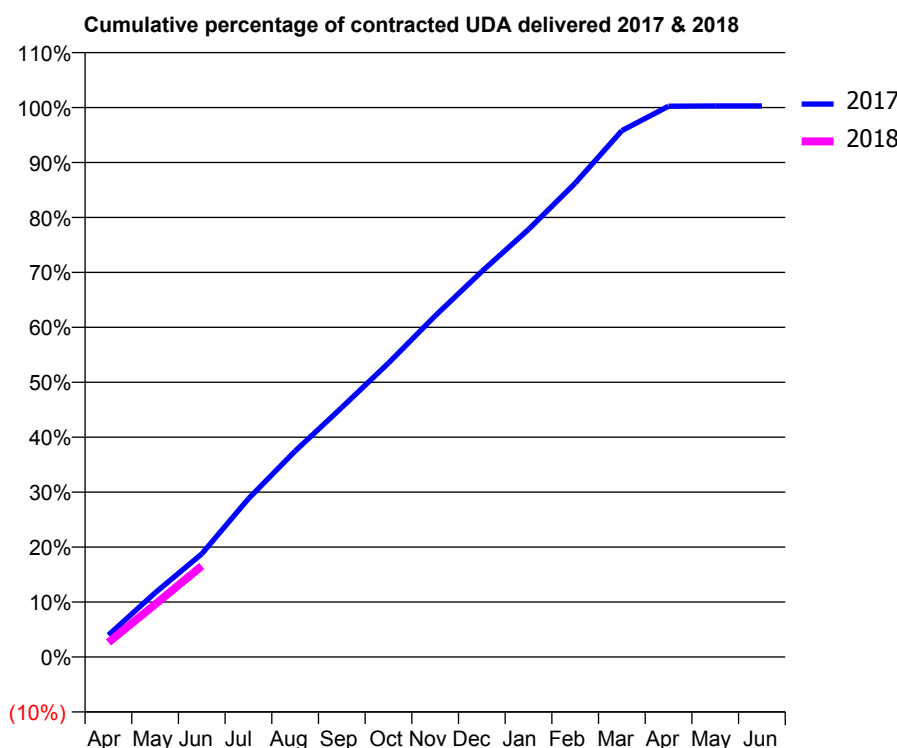
17/18 Contracted general activity (UDA)	27,000
Carry forward general activity (UDA)	0
17/18 Contracted orthodontic activity (UOA)	0
Carry forward orthodontic activity (UOA)	0
Baseline contract value	£392,361.85

ACCESS*

Patients seen in 24 months	Total	Change since previous quarter
Quarter ending June 2016	10,366	
Quarter ending September 2016	10,310	→
Quarter ending December 2016	10,243	→
Quarter ending March 2017	10,257	→
Quarter ending June 2017	10,175	→
Variance since June 2016	(1.8%)	↓



ACTIVITY



Adjusted Scheduled Activity (UDA)		
Month	2017	2018
April	1,077	717
May	3,152	2,587
June	5,067	4,469
July	7,781	
August	10,118	
September	12,264	
October	14,441	
November	16,764	
December	18,945	
January	21,008	
February	23,283	
March	25,865	
April	27,061	
May	27,075	
June	27,078	

QUALITY

	Quantity	Base Number	Contract	AT	Region	England
% of FP17s for the same patient ID Re-attending within 3 months - Children	45	738	6.1%	10.2%	11.6%	12.0%
% of FP17s for the same patient ID Re-attending within 3 months - Adults	287	2,619	11.0%	14.6%	15.9%	16.0%
% of FP17s for the same patient ID Re-attending between 3 & 9 months - Children	488	738	66.1%	59.5%	60.4%	58.0%
% of FP17s for the same patient ID Re-attending between 3 & 9 months - Adults	1,710	2,619	65.3%	51.5%	52.3%	50.9%
% of FP17s for Band 1 Urgent Courses	245	2,720	9.0%	10.3%	9.5%	9.1%
% of FP17s Relating to Free Repair or Replacements	24	2,720	0.9%	0.8%	0.7%	0.8%
% of FP17s Relating to Continuations	17	2,720	0.6%	1.2%	1.0%	1.1%
% of Patients satisfied with the dentistry they have received	22	23	95.7%	91.8%	91.9%	91.7%
% of Patients satisfied with the time they had to wait for an appointment	21	23	91.3%	87.0%	88.0%	88.0%

* This is based on patients treated on this contract for their most recent course of treatment. Figures in italics indicate the base number of FP17s or Patient Questionnaire responses are less than 100. N/A is shown where the base number of responses is less than 10 during the period. % is calculated as Quantity/Base number*100

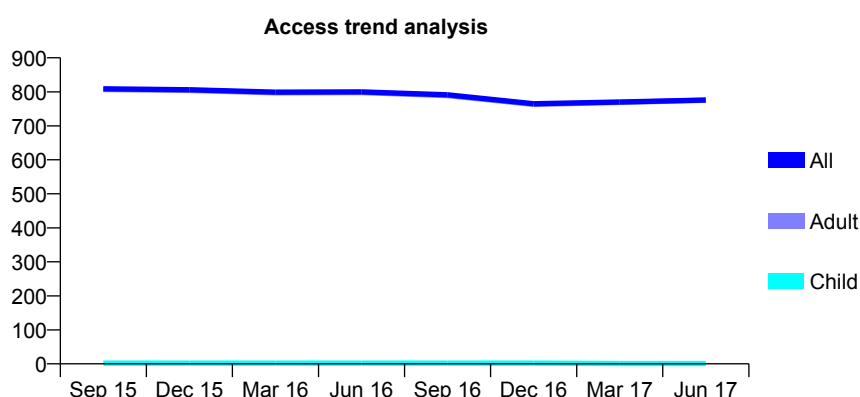
Q66 - Vital Signs At a Glance Contract Report for 175986/0009 - June 2017

Name or company name	DEN DENTAL GROUP PRACTICE LLP
Contract type name	PDS Contract
Purpose of contract	General
Contract start date	01/06/2012
Contract end date	31/05/2022

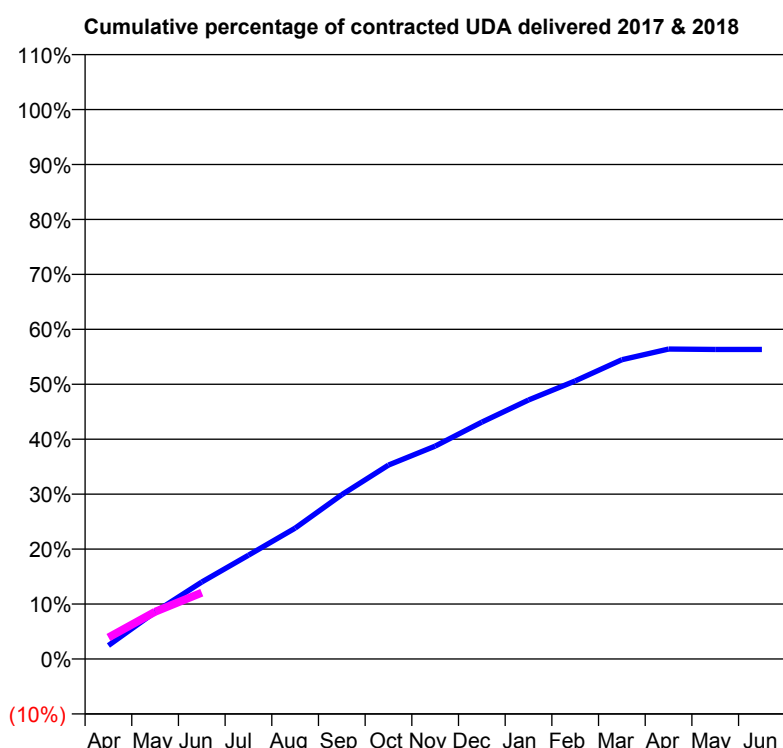
17/18 Contracted general activity (UDA)	3,000
Carry forward general activity (UDA)	0
17/18 Contracted orthodontic activity (UOA)	0
Carry forward orthodontic activity (UOA)	0
Baseline contract value	£185,217.83

ACCESS*

Patients seen in 24 months	Total	Change since previous quarter
Quarter ending June 2016	800	
Quarter ending September 2016	791	↓
Quarter ending December 2016	765	↓
Quarter ending March 2017	770	→
Quarter ending June 2017	776	→
Variance since June 2016	(3.0%)	↓



ACTIVITY



Adjusted Scheduled Activity (UDA)		
Month	2017	2018
April	74	117
May	257	258
June	421	362
July	567	
August	715	
September	897	
October	1,059	
November	1,162	
December	1,294	
January	1,414	
February	1,518	
March	1,634	
April	1,692	
May	1,690	
June	1,690	

QUALITY

	Quantity	Base Number	Contract	AT	Region	England
% of FP17s for the same patient ID Re-attending within 3 months - Children	0	1	0.0%	10.2%	11.6%	12.0%
% of FP17s for the same patient ID Re-attending within 3 months - Adults	6	150	4.0%	14.6%	15.9%	16.0%
% of FP17s for the same patient ID Re-attending between 3 & 9 months - Children	0	1	0.0%	59.5%	60.4%	58.0%
% of FP17s for the same patient ID Re-attending between 3 & 9 months - Adults	40	150	26.7%	51.5%	52.3%	50.9%
% of FP17s for Band 1 Urgent Courses	10	132	7.6%	10.3%	9.5%	9.1%
% of FP17s Relating to Free Repair or Replacements	1	132	0.8%	0.8%	0.7%	0.8%
% of FP17s Relating to Continuations	0	132	0.0%	1.2%	1.0%	1.1%
% of Patients satisfied with the dentistry they have received	4	4	N/A	91.8%	91.9%	91.7%
% of Patients satisfied with the time they had to wait for an appointment	4	4	N/A	87.0%	88.0%	88.0%

* This is based on patients treated on this contract for their most recent course of treatment. Figures in italics indicate the base number of FP17s or Patient Questionnaire responses are less than 100. N/A is shown where the base number of responses is less than 10 during the period. % is calculated as Quantity/Base number*100

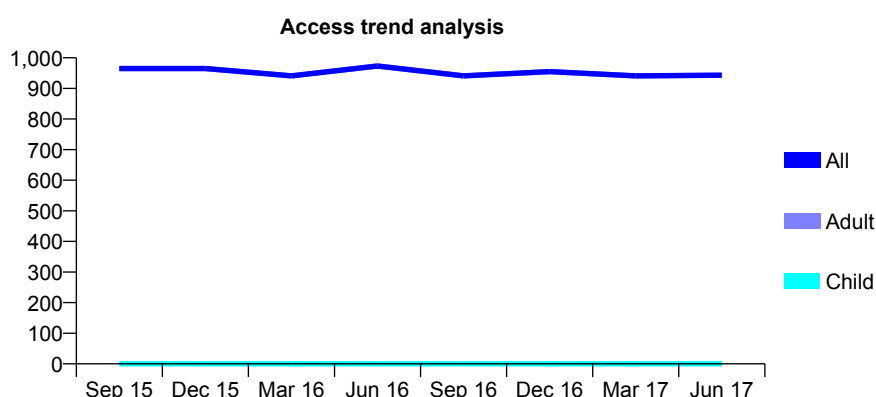
Q66 - Vital Signs At a Glance Contract Report for 176001/0001 - June 2017

Name or company name	Dental Home Visits Cornwall
Contract type name	PDS Contract
Purpose of contract	General
Contract start date	01/04/2012
Contract end date	31/03/2022

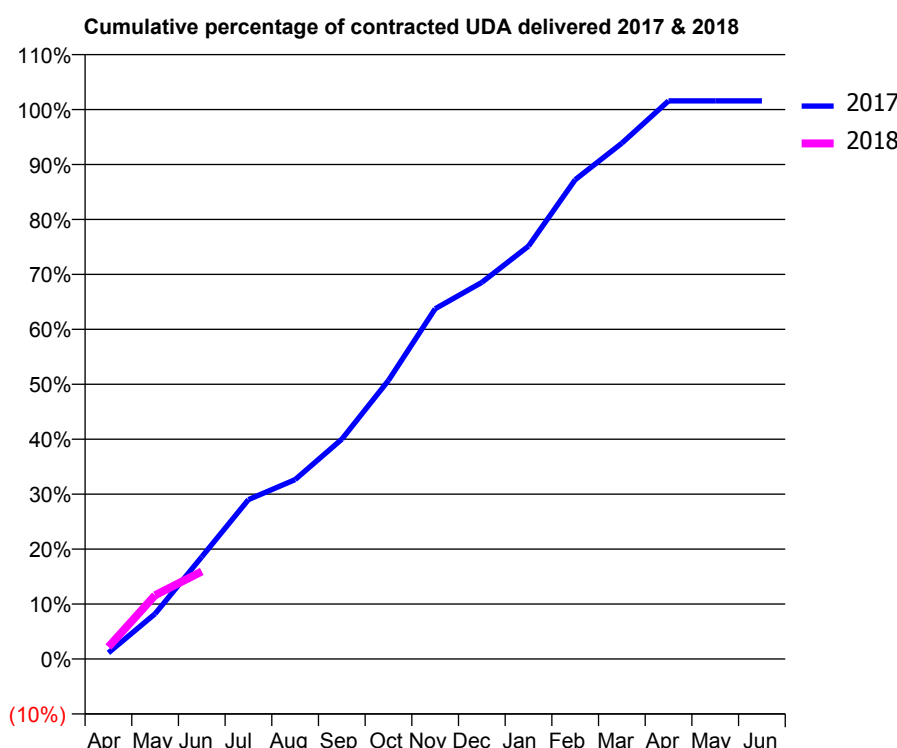
17/18 Contracted general activity (UDA)	2,388
Carry forward general activity (UDA)	0
17/18 Contracted orthodontic activity (UOA)	0
Carry forward orthodontic activity (UOA)	0
Baseline contract value	£145,331.78

ACCESS*

Patients seen in 24 months	Total	Change since previous quarter
Quarter ending June 2016	973	
Quarter ending September 2016	941	↓
Quarter ending December 2016	955	→
Quarter ending March 2017	941	↓
Quarter ending June 2017	943	→
Variance since June 2016	(3.1%)	↓



ACTIVITY



Month	Adjusted Scheduled Activity (UDA)	
	2017	2018
April	27	52
May	197	277
June	444	380
July	693	
August	780	
September	955	
October	1,211	
November	1,522	
December	1,637	
January	1,794	
February	2,083	
March	2,242	
April	2,425	
May	2,425	
June	2,425	

QUALITY

	Quantity	Base Number	Contract	AT	Region	England
% of FP17s for the same patient ID Re-attending within 3 months - Children	0	0	N/A	10.2%	11.6%	12.0%
% of FP17s for the same patient ID Re-attending within 3 months - Adults	38	183	20.8%	14.6%	15.9%	16.0%
% of FP17s for the same patient ID Re-attending between 3 & 9 months - Children	0	0	N/A	59.5%	60.4%	58.0%
% of FP17s for the same patient ID Re-attending between 3 & 9 months - Adults	41	183	22.4%	51.5%	52.3%	50.9%
% of FP17s for Band 1 Urgent Courses	37	134	27.6%	10.3%	9.5%	9.1%
% of FP17s Relating to Free Repair or Replacements	2	134	1.5%	0.8%	0.7%	0.8%
% of FP17s Relating to Continuations	2	134	1.5%	1.2%	1.0%	1.1%
% of Patients satisfied with the dentistry they have received	2	2	N/A	91.8%	91.9%	91.7%
% of Patients satisfied with the time they had to wait for an appointment	2	2	N/A	87.0%	88.0%	88.0%

* This is based on patients treated on this contract for their most recent course of treatment. Figures in italics indicate the base number of FP17s or Patient Questionnaire responses are less than 100. N/A is shown where the base number of responses is less than 10 during the period. % is calculated as Quantity/Base number*100

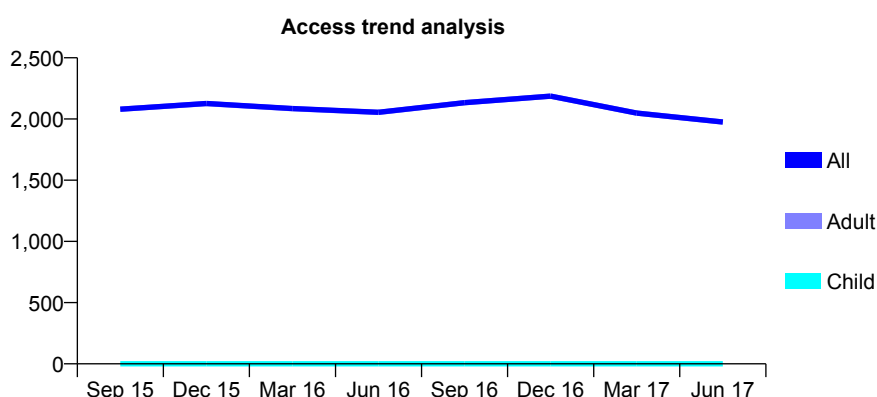
Q66 - Vital Signs At a Glance Contract Report for 176001/0002 - June 2017

Name or company name	Dental Home Visits Cornwall
Contract type name	PDS Contract
Purpose of contract	General
Contract start date	01/04/2012
Contract end date	31/03/2022

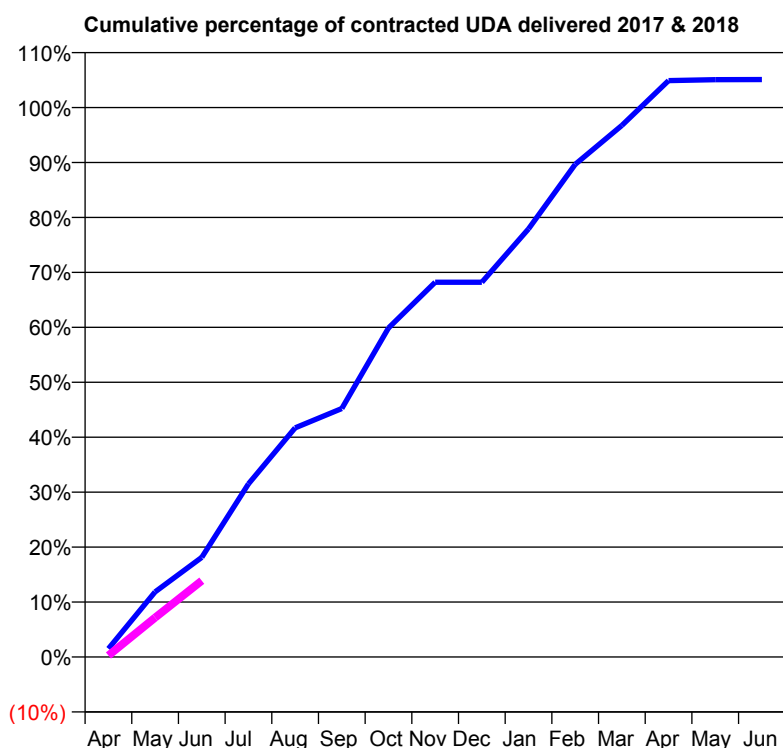
17/18 Contracted general activity (UDA)	3,816
Carry forward general activity (UDA)	0
17/18 Contracted orthodontic activity (UOA)	0
Carry forward orthodontic activity (UOA)	0
Baseline contract value	£217,981.84

ACCESS*

Patients seen in 24 months	Total	Change since previous quarter
Quarter ending June 2016	2,055	
Quarter ending September 2016	2,133	↑
Quarter ending December 2016	2,187	↑
Quarter ending March 2017	2,048	↓
Quarter ending June 2017	1,975	↓
Variance since June 2016	(3.9%)	↓



ACTIVITY



Adjusted Scheduled Activity (UDA)		
Month	2017	2018
April	58	11
May	452	273
June	692	530
July	1,202	
August	1,592	
September	1,725	
October	2,285	
November	2,602	
December	2,602	
January	2,973	
February	3,421	
March	3,691	
April	4,003	
May	4,009	
June	4,010	

QUALITY

	Quantity	Base Number	Contract	AT	Region	England
% of FP17s for the same patient ID Re-attending within 3 months - Children	0	0	N/A	10.2%	11.6%	12.0%
% of FP17s for the same patient ID Re-attending within 3 months - Adults	41	346	11.8%	14.6%	15.9%	16.0%
% of FP17s for the same patient ID Re-attending between 3 & 9 months - Children	0	0	N/A	59.5%	60.4%	58.0%
% of FP17s for the same patient ID Re-attending between 3 & 9 months - Adults	89	346	25.7%	51.5%	52.3%	50.9%
% of FP17s for Band 1 Urgent Courses	31	254	12.2%	10.3%	9.5%	9.1%
% of FP17s Relating to Free Repair or Replacements	3	254	1.2%	0.8%	0.7%	0.8%
% of FP17s Relating to Continuations	1	254	0.4%	1.2%	1.0%	1.1%
% of Patients satisfied with the dentistry they have received	8	8	N/A	91.8%	91.9%	91.7%
% of Patients satisfied with the time they had to wait for an appointment	8	8	N/A	87.0%	88.0%	88.0%

* This is based on patients treated on this contract for their most recent course of treatment. Figures in italics indicate the base number of FP17s or Patient Questionnaire responses are less than 100. N/A is shown where the base number of responses is less than 10 during the period. % is calculated as Quantity/Base number*100

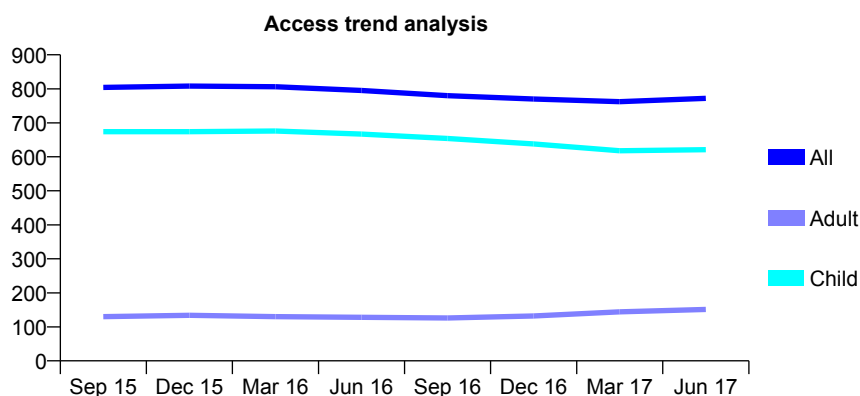
Q66 - Vital Signs At a Glance Contract Report for 177091/0001 - June 2017

Name or company name	Highland Dental Care Ltd
Contract type name	GDS Contract
Purpose of contract	General
Contract start date	01/08/2007
Contract end date	

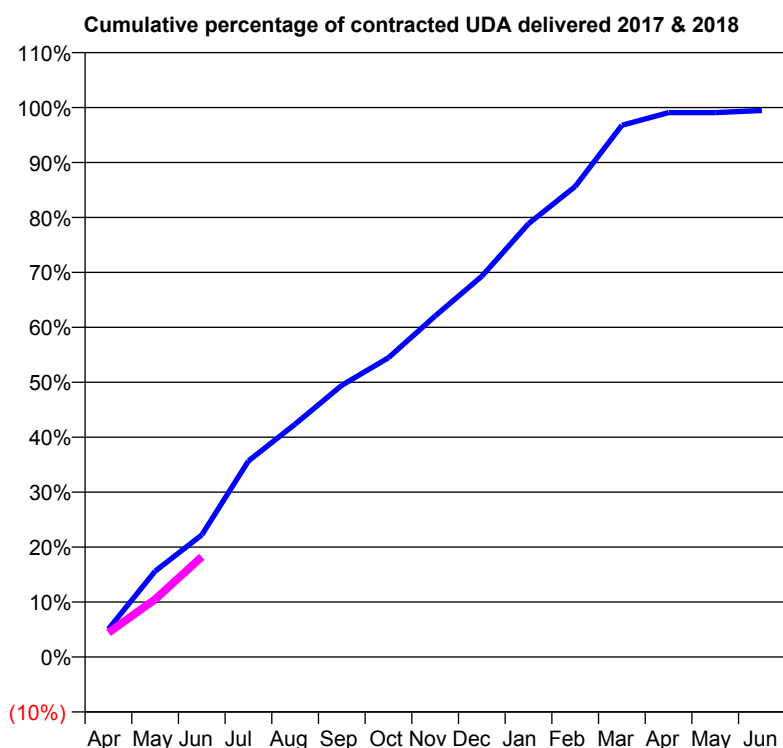
17/18 Contracted general activity (UDA)	1,537
Carry forward general activity (UDA)	0
17/18 Contracted orthodontic activity (UOA)	0
Carry forward orthodontic activity (UOA)	0
Baseline contract value	£37,215.78

ACCESS*

Patients seen in 24 months	Total	Change since previous quarter
Quarter ending June 2016	795	
Quarter ending September 2016	780	↓
Quarter ending December 2016	770	↓
Quarter ending March 2017	762	↓
Quarter ending June 2017	772	→
Variance since June 2016	(2.9%)	↓



ACTIVITY



Month	Adjusted Scheduled Activity (UDA)	
	2017	2018
April	78	68
May	240	161
June	342	280
July	549	
August	652	
September	760	
October	837	
November	954	
December	1,065	
January	1,212	
February	1,316	
March	1,487	
April	1,523	
May	1,523	
June	1,529	

QUALITY

	Quantity	Base Number	Contract	AT	Region	England
% of FP17s for the same patient ID Re-attending within 3 months - Children	7	206	3.4%	10.2%	11.6%	12.0%
% of FP17s for the same patient ID Re-attending within 3 months - Adults	3	32	9.4%	14.6%	15.9%	16.0%
% of FP17s for the same patient ID Re-attending between 3 & 9 months - Children	111	206	53.9%	59.5%	60.4%	58.0%
% of FP17s for the same patient ID Re-attending between 3 & 9 months - Adults	11	32	34.4%	51.5%	52.3%	50.9%
% of FP17s for Band 1 Urgent Courses	2	204	1.0%	10.3%	9.5%	9.1%
% of FP17s Relating to Free Repair or Replacements	1	204	0.5%	0.8%	0.7%	0.8%
% of FP17s Relating to Continuations	0	204	0.0%	1.2%	1.0%	1.1%
% of Patients satisfied with the dentistry they have received	3	3	N/A	91.8%	91.9%	91.7%
% of Patients satisfied with the time they had to wait for an appointment	3	3	N/A	87.0%	88.0%	88.0%

* This is based on patients treated on this contract for their most recent course of treatment. Figures in italics indicate the base number of FP17s or Patient Questionnaire responses are less than 100. N/A is shown where the base number of responses is less than 10 during the period. % is calculated as Quantity/Base number*100

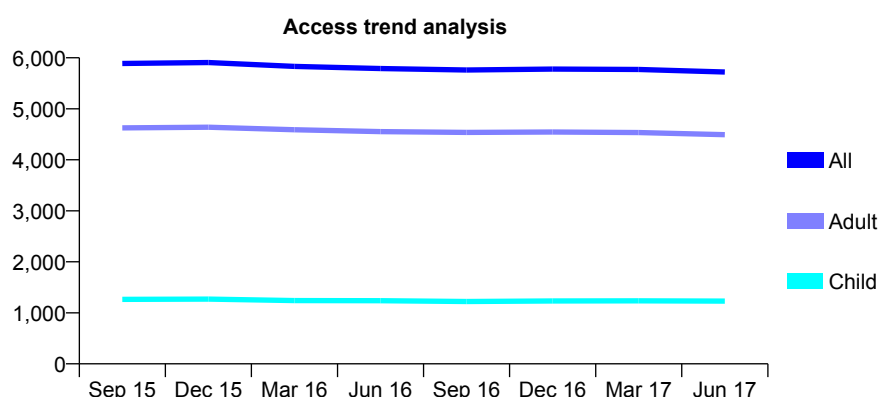
Q66 - Vital Signs At a Glance Contract Report for 178500/0001 - June 2017

Name or company name	Addy Dental Care Ltd
Contract type name	GDS Contract
Purpose of contract	General
Contract start date	01/05/2008
Contract end date	

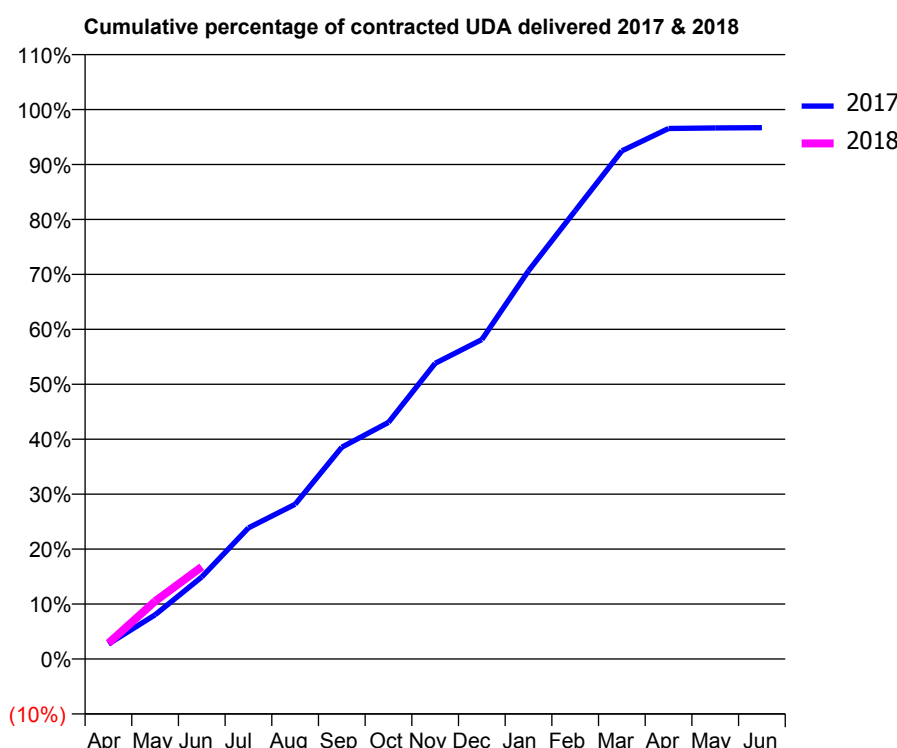
17/18 Contracted general activity (UDA)	17,018
Carry forward general activity (UDA)	0
17/18 Contracted orthodontic activity (UOA)	0
Carry forward orthodontic activity (UOA)	0
Baseline contract value	£494,917.66

ACCESS*

Patients seen in 24 months	Total	Change since previous quarter
Quarter ending June 2016	5,789	
Quarter ending September 2016	5,760	→
Quarter ending December 2016	5,778	→
Quarter ending March 2017	5,770	→
Quarter ending June 2017	5,722	→
Variance since June 2016	(1.2%)	↓



ACTIVITY



Adjusted Scheduled Activity (UDA)		
Month	2017	2018
April	464	489
May	1,367	1,789
June	2,541	2,856
July	4,063	
August	4,791	
September	6,559	
October	7,326	
November	9,157	
December	9,892	
January	12,025	
February	13,883	
March	15,735	
April	16,430	
May	16,447	
June	16,457	

QUALITY

	Quantity	Base Number	Contract	AT	Region	England
% of FP17s for the same patient ID Re-attending within 3 months - Children	32	413	7.7%	10.2%	11.6%	12.0%
% of FP17s for the same patient ID Re-attending within 3 months - Adults	194	1,403	13.8%	14.6%	15.9%	16.0%
% of FP17s for the same patient ID Re-attending between 3 & 9 months - Children	255	413	61.7%	59.5%	60.4%	58.0%
% of FP17s for the same patient ID Re-attending between 3 & 9 months - Adults	810	1,403	57.7%	51.5%	52.3%	50.9%
% of FP17s for Band 1 Urgent Courses	119	1,442	8.3%	10.3%	9.5%	9.1%
% of FP17s Relating to Free Repair or Replacements	19	1,442	1.3%	0.8%	0.7%	0.8%
% of FP17s Relating to Continuations	20	1,442	1.4%	1.2%	1.0%	1.1%
% of Patients satisfied with the dentistry they have received	12	13	92.3%	91.8%	91.9%	91.7%
% of Patients satisfied with the time they had to wait for an appointment	13	13	100.0%	87.0%	88.0%	88.0%

* This is based on patients treated on this contract for their most recent course of treatment. Figures in italics indicate the base number of FP17s or Patient Questionnaire responses are less than 100. N/A is shown where the base number of responses is less than 10 during the period. % is calculated as Quantity/Base number*100

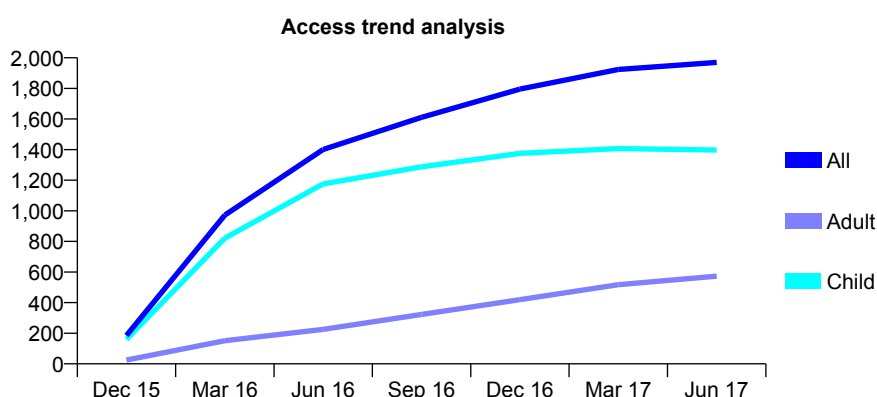
Q66 - Vital Signs At a Glance Contract Report for 178926/0001 - June 2017

Name or company name	Madford Lane Partnership
Contract type name	GDS Contract
Purpose of contract	General
Contract start date	01/12/2015
Contract end date	

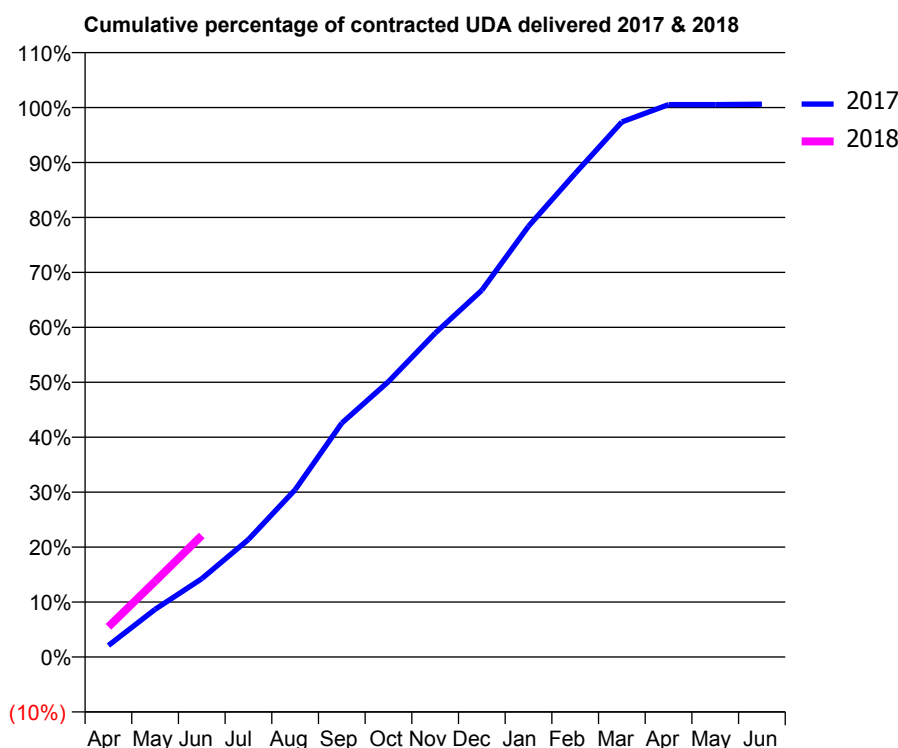
17/18 Contracted general activity (UDA)	4,250
Carry forward general activity (UDA)	0
17/18 Contracted orthodontic activity (UOA)	0
Carry forward orthodontic activity (UOA)	0
Baseline contract value	£107,082.97

ACCESS*

Patients seen in 24 months	Total	Change since previous quarter
Quarter ending June 2016	1,401	
Quarter ending September 2016	1,611	↑
Quarter ending December 2016	1,796	↑
Quarter ending March 2017	1,924	↑
Quarter ending June 2017	1,970	↑
Variance since June 2016	40.6%	↑



ACTIVITY



Adjusted Scheduled Activity (UDA)		
Month	2017	2018
April	90	233
May	369	586
June	606	940
July	909	
August	1,294	
September	1,810	
October	2,131	
November	2,504	
December	2,837	
January	3,332	
February	3,740	
March	4,138	
April	4,273	
May	4,273	
June	4,276	

QUALITY

	Quantity	Base Number	Contract	AT	Region	England
% of FP17s for the same patient ID Re-attending within 3 months - Children	32	623	5.1%	10.2%	11.6%	12.0%
% of FP17s for the same patient ID Re-attending within 3 months - Adults	7	168	4.2%	14.6%	15.9%	16.0%
% of FP17s for the same patient ID Re-attending between 3 & 9 months - Children	519	623	83.3%	59.5%	60.4%	58.0%
% of FP17s for the same patient ID Re-attending between 3 & 9 months - Adults	124	168	73.8%	51.5%	52.3%	50.9%
% of FP17s for Band 1 Urgent Courses	31	692	4.5%	10.3%	9.5%	9.1%
% of FP17s Relating to Free Repair or Replacements	0	692	0.0%	0.8%	0.7%	0.8%
% of FP17s Relating to Continuations	0	692	0.0%	1.2%	1.0%	1.1%
% of Patients satisfied with the dentistry they have received	2	2	N/A	91.8%	91.9%	91.7%
% of Patients satisfied with the time they had to wait for an appointment	2	2	N/A	87.0%	88.0%	88.0%

* This is based on patients treated on this contract for their most recent course of treatment. Figures in italics indicate the base number of FP17s or Patient Questionnaire responses are less than 100. N/A is shown where the base number of responses is less than 10 during the period. % is calculated as Quantity/Base number*100

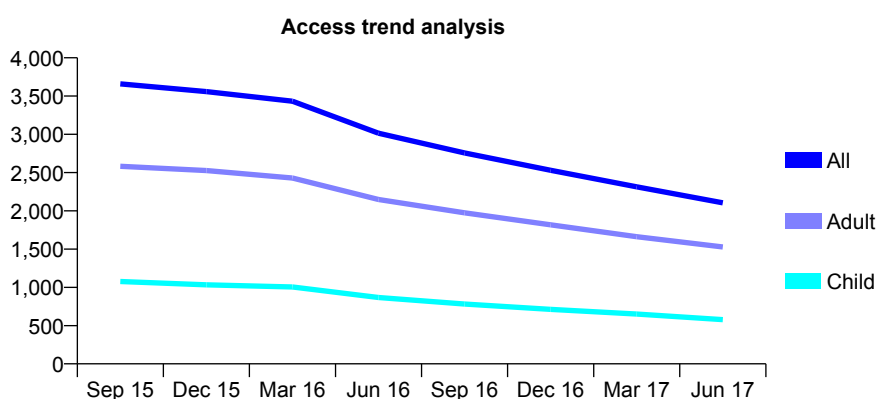
Q66 - Vital Signs At a Glance Contract Report for 179639/0001 - June 2017

Name or company name	Meneage Dental Care Limited
Contract type name	GDS Contract
Purpose of contract	General
Contract start date	31/03/2012
Contract end date	

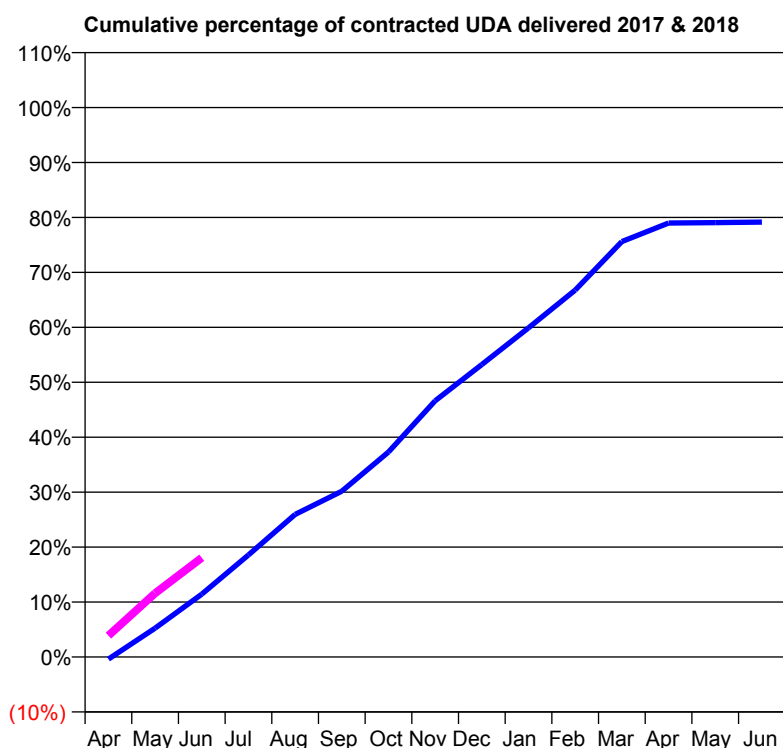
17/18 Contracted general activity (UDA)	7,912
Carry forward general activity (UDA)	0
17/18 Contracted orthodontic activity (UOA)	0
Carry forward orthodontic activity (UOA)	0
Baseline contract value	£205,227.38

ACCESS*

Patients seen in 24 months	Total	Change since previous quarter
Quarter ending June 2016	3,015	
Quarter ending September 2016	2,756	↓
Quarter ending December 2016	2,529	↓
Quarter ending March 2017	2,313	↓
Quarter ending June 2017	2,105	↓
Variance since June 2016	(30.2%)	↓



ACTIVITY



Adjusted Scheduled Activity (UDA)		
Month	2017	2018
April	-31	308
May	416	920
June	905	1,429
July	1,470	
August	2,054	
September	2,388	
October	2,953	
November	3,689	
December	4,211	
January	4,740	
February	5,284	
March	5,982	
April	6,249	
May	6,254	
June	6,261	

QUALITY

	Quantity	Base Number	Contract	AT	Region	England
% of FP17s for the same patient ID Re-attending within 3 months - Children	21	243	8.6%	10.2%	11.6%	12.0%
% of FP17s for the same patient ID Re-attending within 3 months - Adults	52	546	9.5%	14.6%	15.9%	16.0%
% of FP17s for the same patient ID Re-attending between 3 & 9 months - Children	192	243	79.0%	59.5%	60.4%	58.0%
% of FP17s for the same patient ID Re-attending between 3 & 9 months - Adults	372	546	68.1%	51.5%	52.3%	50.9%
% of FP17s for Band 1 Urgent Courses	20	670	3.0%	10.3%	9.5%	9.1%
% of FP17s Relating to Free Repair or Replacements	9	670	1.3%	0.8%	0.7%	0.8%
% of FP17s Relating to Continuations	0	670	0.0%	1.2%	1.0%	1.1%
% of Patients satisfied with the dentistry they have received	6	6	N/A	91.8%	91.9%	91.7%
% of Patients satisfied with the time they had to wait for an appointment	6	6	N/A	87.0%	88.0%	88.0%

* This is based on patients treated on this contract for their most recent course of treatment. Figures in italics indicate the base number of FP17s or Patient Questionnaire responses are less than 100. N/A is shown where the base number of responses is less than 10 during the period. % is calculated as Quantity/Base number*100

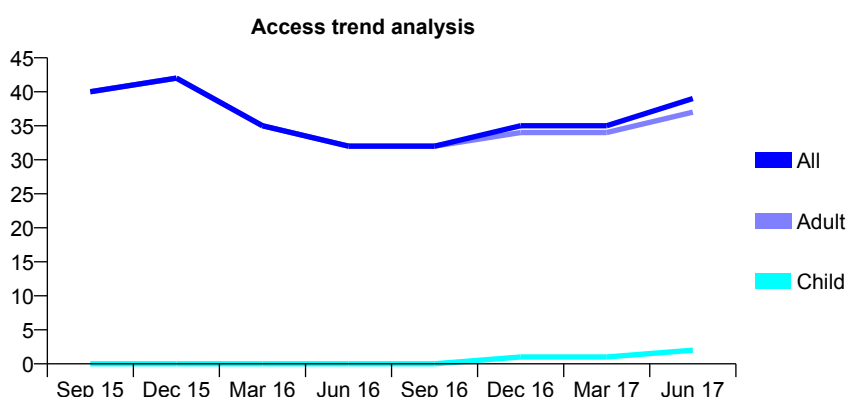
Q66 - Vital Signs At a Glance Contract Report for 179639/0002 - June 2017

Name or company name	Meneage Dental Care Limited
Contract type name	PDS Contract
Purpose of contract	General
Contract start date	31/03/2012
Contract end date	30/03/2022

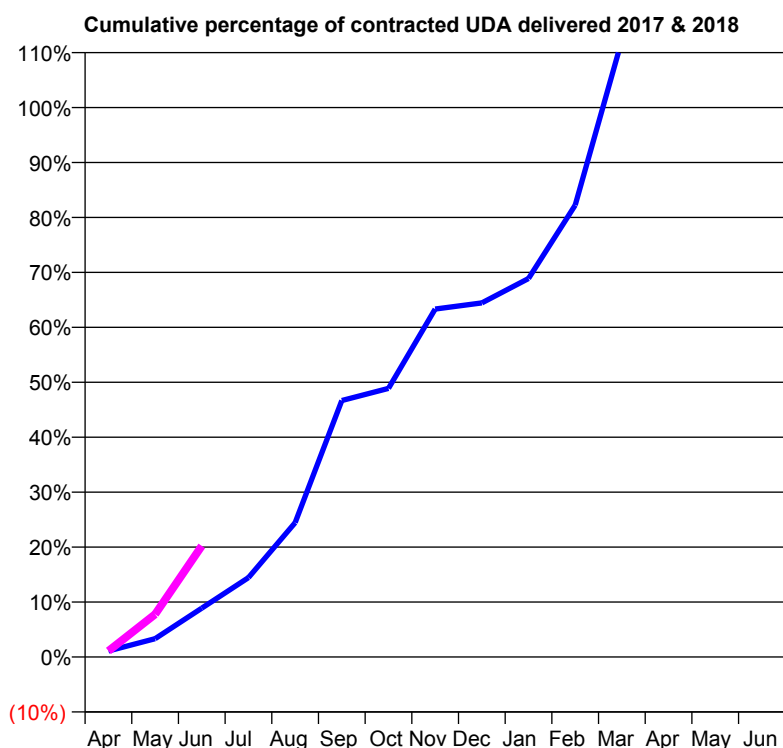
17/18 Contracted general activity (UDA)	90
Carry forward general activity (UDA)	0
17/18 Contracted orthodontic activity (UOA)	0
Carry forward orthodontic activity (UOA)	0
Baseline contract value	£5,177.69

ACCESS*

Patients seen in 24 months	Total	Change since previous quarter
Quarter ending June 2016	32	
Quarter ending September 2016	32	→
Quarter ending December 2016	35	↑
Quarter ending March 2017	35	→
Quarter ending June 2017	39	↑
Variance since June 2016	21.9%	↑



ACTIVITY



Adjusted Scheduled Activity (UDA)		
Month	2017	2018
April	1	1
May	3	7
June	8	18
July	13	
August	22	
September	42	
October	44	
November	57	
December	58	
January	62	
February	74	
March	101	
April	102	
May	102	
June	102	

QUALITY

	Quantity	Base Number	Contract	AT	Region	England
% of FP17s for the same patient ID Re-attending within 3 months - Children	0	1	0.0%	10.2%	11.6%	12.0%
% of FP17s for the same patient ID Re-attending within 3 months - Adults	2	14	14.3%	14.6%	15.9%	16.0%
% of FP17s for the same patient ID Re-attending between 3 & 9 months - Children	0	1	0.0%	59.5%	60.4%	58.0%
% of FP17s for the same patient ID Re-attending between 3 & 9 months - Adults	8	14	57.1%	51.5%	52.3%	50.9%
% of FP17s for Band 1 Urgent Courses	1	14	7.1%	10.3%	9.5%	9.1%
% of FP17s Relating to Free Repair or Replacements	0	14	0.0%	0.8%	0.7%	0.8%
% of FP17s Relating to Continuations	0	14	0.0%	1.2%	1.0%	1.1%
% of Patients satisfied with the dentistry they have received	0	0	N/A	91.8%	91.9%	91.7%
% of Patients satisfied with the time they had to wait for an appointment	0	0	N/A	87.0%	88.0%	88.0%

* This is based on patients treated on this contract for their most recent course of treatment. Figures in italics indicate the base number of FP17s or Patient Questionnaire responses are less than 100. N/A is shown where the base number of responses is less than 10 during the period. % is calculated as Quantity/Base number*100

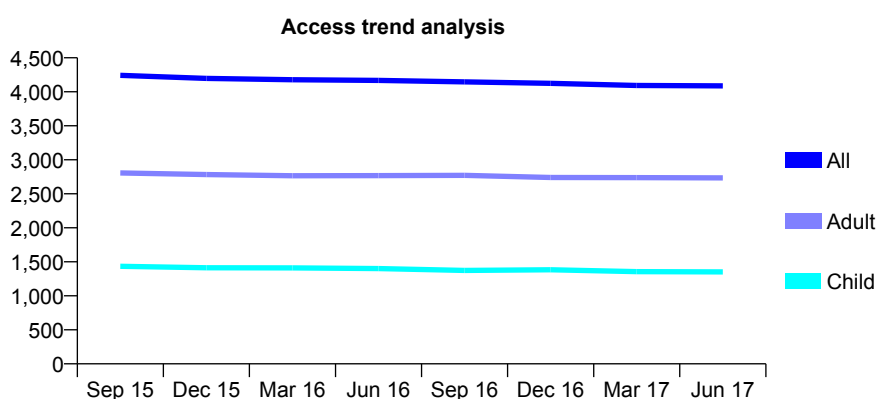
Q66 - Vital Signs At a Glance Contract Report for 180238/0001 - June 2017

Name or company name	Courtenay Dental Ltd
Contract type name	GDS Contract
Purpose of contract	General
Contract start date	01/04/2013
Contract end date	

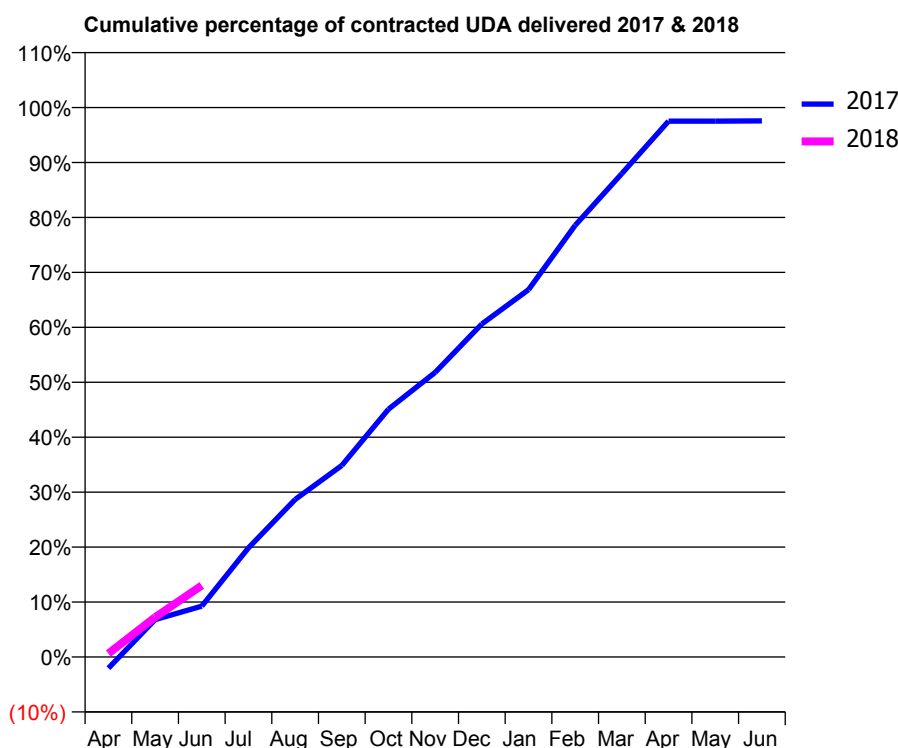
17/18 Contracted general activity (UDA)	12,006
Carry forward general activity (UDA)	0
17/18 Contracted orthodontic activity (UOA)	0
Carry forward orthodontic activity (UOA)	0
Baseline contract value	£261,044.70

ACCESS*

Patients seen in 24 months	Total	Change since previous quarter
Quarter ending June 2016	4,168	
Quarter ending September 2016	4,146	→
Quarter ending December 2016	4,124	→
Quarter ending March 2017	4,093	→
Quarter ending June 2017	4,087	→
Variance since June 2016	(1.9%)	↓



ACTIVITY



Adjusted Scheduled Activity (UDA)		
Month	2017	2018
April	-247	77
May	817	869
June	1,113	1,562
July	2,385	
August	3,443	
September	4,186	
October	5,414	
November	6,219	
December	7,276	
January	8,025	
February	9,434	
March	10,564	
April	11,709	
May	11,708	
June	11,714	

QUALITY

	Quantity	Base Number	Contract	AT	Region	England
% of FP17s for the same patient ID Re-attending within 3 months - Children	37	501	7.4%	10.2%	11.6%	12.0%
% of FP17s for the same patient ID Re-attending within 3 months - Adults	119	934	12.7%	14.6%	15.9%	16.0%
% of FP17s for the same patient ID Re-attending between 3 & 9 months - Children	332	501	66.3%	59.5%	60.4%	58.0%
% of FP17s for the same patient ID Re-attending between 3 & 9 months - Adults	522	934	55.9%	51.5%	52.3%	50.9%
% of FP17s for Band 1 Urgent Courses	60	911	6.6%	10.3%	9.5%	9.1%
% of FP17s Relating to Free Repair or Replacements	3	911	0.3%	0.8%	0.7%	0.8%
% of FP17s Relating to Continuations	11	911	1.2%	1.2%	1.0%	1.1%
% of Patients satisfied with the dentistry they have received	10	11	90.9%	91.8%	91.9%	91.7%
% of Patients satisfied with the time they had to wait for an appointment	11	11	100.0%	87.0%	88.0%	88.0%

* This is based on patients treated on this contract for their most recent course of treatment. Figures in italics indicate the base number of FP17s or Patient Questionnaire responses are less than 100. N/A is shown where the base number of responses is less than 10 during the period. % is calculated as Quantity/Base number*100

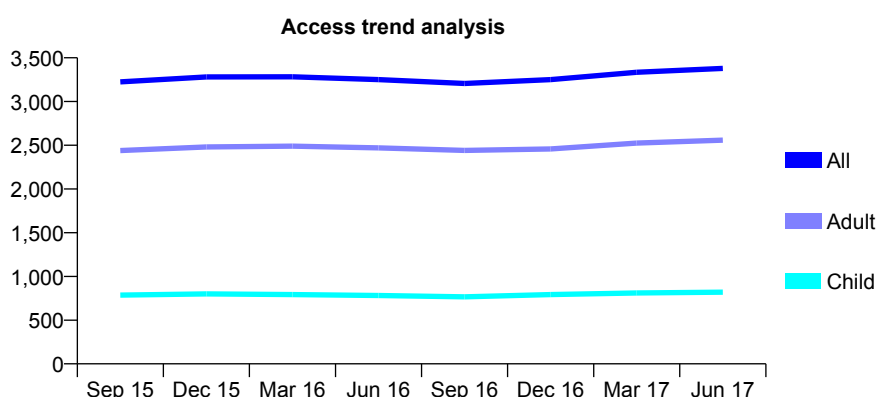
Q66 - Vital Signs At a Glance Contract Report for 181781/0001 - June 2017

Name or company name	Matford Dental Clinic Limited
Contract type name	GDS Contract
Purpose of contract	General
Contract start date	01/02/2010
Contract end date	

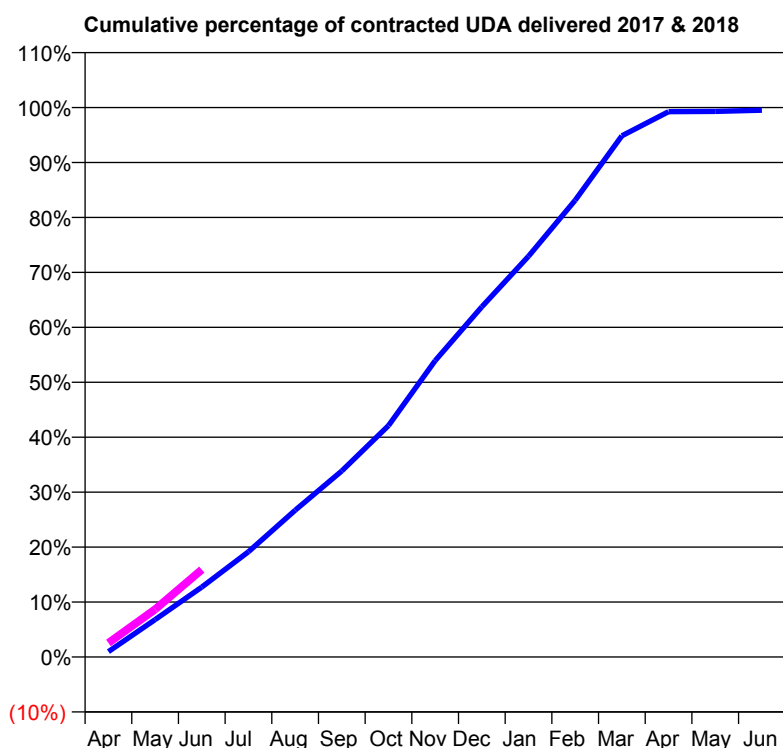
17/18 Contracted general activity (UDA)	10,500
Carry forward general activity (UDA)	0
17/18 Contracted orthodontic activity (UOA)	0
Carry forward orthodontic activity (UOA)	0
Baseline contract value	£330,064.29

ACCESS*

Patients seen in 24 months	Total	Change since previous quarter
Quarter ending June 2016	3,251	
Quarter ending September 2016	3,207	↓
Quarter ending December 2016	3,251	→
Quarter ending March 2017	3,335	↑
Quarter ending June 2017	3,378	→
Variance since June 2016	3.9%	↑



ACTIVITY



Adjusted Scheduled Activity (UDA)		
Month	2017	2018
April	102	268
May	716	912
June	1,337	1,670
July	2,011	
August	2,803	
September	3,557	
October	4,423	
November	5,663	
December	6,693	
January	7,658	
February	8,727	
March	9,958	
April	10,419	
May	10,424	
June	10,449	

QUALITY

	Quantity	Base Number	Contract	AT	Region	England
% of FP17s for the same patient ID Re-attending within 3 months - Children	29	257	11.3%	10.2%	11.6%	12.0%
% of FP17s for the same patient ID Re-attending within 3 months - Adults	143	1,011	14.1%	14.6%	15.9%	16.0%
% of FP17s for the same patient ID Re-attending between 3 & 9 months - Children	175	257	68.1%	59.5%	60.4%	58.0%
% of FP17s for the same patient ID Re-attending between 3 & 9 months - Adults	659	1,011	65.2%	51.5%	52.3%	50.9%
% of FP17s for Band 1 Urgent Courses	54	962	5.6%	10.3%	9.5%	9.1%
% of FP17s Relating to Free Repair or Replacements	5	962	0.5%	0.8%	0.7%	0.8%
% of FP17s Relating to Continuations	6	962	0.6%	1.2%	1.0%	1.1%
% of Patients satisfied with the dentistry they have received	12	14	85.7%	91.8%	91.9%	91.7%
% of Patients satisfied with the time they had to wait for an appointment	13	14	92.9%	87.0%	88.0%	88.0%

* This is based on patients treated on this contract for their most recent course of treatment. Figures in italics indicate the base number of FP17s or Patient Questionnaire responses are less than 100. N/A is shown where the base number of responses is less than 10 during the period. % is calculated as Quantity/Base number*100

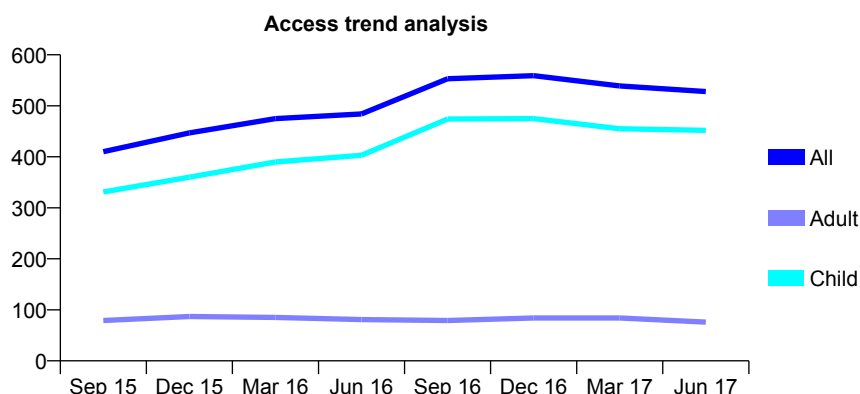
Q66 - Vital Signs At a Glance Contract Report for 185981/0001 - June 2017

Name or company name	Clark House Dental Surgeries Limited
Contract type name	GDS Contract
Purpose of contract	General
Contract start date	01/03/2012
Contract end date	

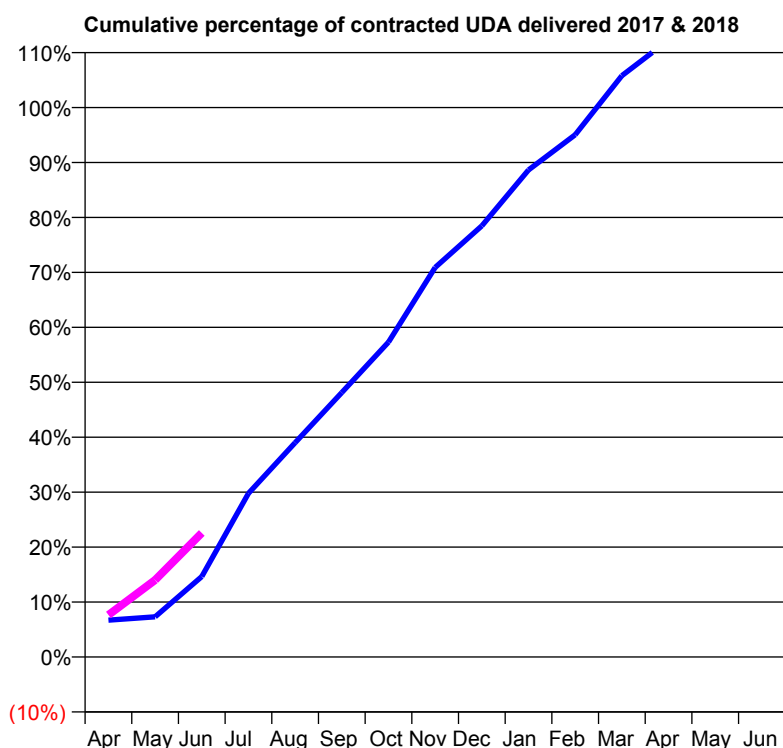
17/18 Contracted general activity (UDA)	850
Carry forward general activity (UDA)	0
17/18 Contracted orthodontic activity (UOA)	0
Carry forward orthodontic activity (UOA)	0
Baseline contract value	£19,526.07

ACCESS*

Patients seen in 24 months	Total	Change since previous quarter
Quarter ending June 2016	484	
Quarter ending September 2016	553	↑
Quarter ending December 2016	559	→
Quarter ending March 2017	539	↓
Quarter ending June 2017	528	↓
Variance since June 2016	9.1%	↑



ACTIVITY



Month	Adjusted Scheduled Activity (UDA)	
	2017	2018
April	57	65
May	62	119
June	124	192
July	253	
August	332	
September	409	
October	487	
November	603	
December	667	
January	753	
February	808	
March	899	
April	954	
May	958	
June	958	

QUALITY

	Quantity	Base Number	Contract	AT	Region	England
% of FP17s for the same patient ID Re-attending within 3 months - Children	16	189	8.5%	10.2%	11.6%	12.0%
% of FP17s for the same patient ID Re-attending within 3 months - Adults	1	9	11.1%	14.6%	15.9%	16.0%
% of FP17s for the same patient ID Re-attending between 3 & 9 months - Children	120	189	63.5%	59.5%	60.4%	58.0%
% of FP17s for the same patient ID Re-attending between 3 & 9 months - Adults	6	9	66.7%	51.5%	52.3%	50.9%
% of FP17s for Band 1 Urgent Courses	5	149	3.4%	10.3%	9.5%	9.1%
% of FP17s Relating to Free Repair or Replacements	0	149	0.0%	0.8%	0.7%	0.8%
% of FP17s Relating to Continuations	0	149	0.0%	1.2%	1.0%	1.1%
% of Patients satisfied with the dentistry they have received	0	0	N/A	91.8%	91.9%	91.7%
% of Patients satisfied with the time they had to wait for an appointment	0	0	N/A	87.0%	88.0%	88.0%

* This is based on patients treated on this contract for their most recent course of treatment. Figures in italics indicate the base number of FP17s or Patient Questionnaire responses are less than 100. N/A is shown where the base number of responses is less than 10 during the period. % is calculated as Quantity/Base number*100

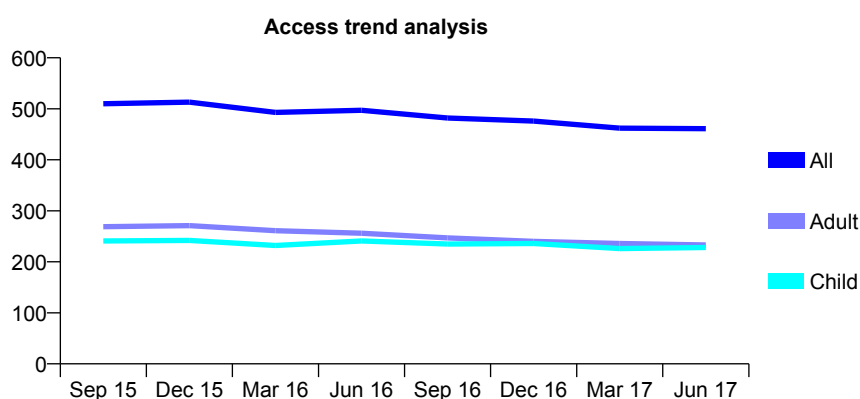
Q66 - Vital Signs At a Glance Contract Report for 186783/0001 - June 2017

Name or company name	The Smile Dispensary
Contract type name	GDS Contract
Purpose of contract	General
Contract start date	01/04/2011
Contract end date	

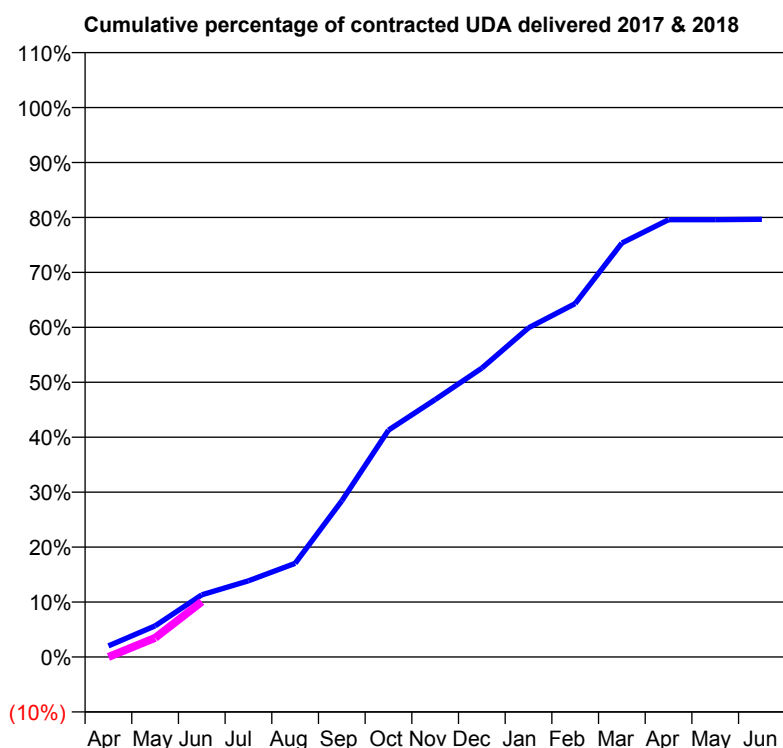
17/18 Contracted general activity (UDA)	1,500
Carry forward general activity (UDA)	0
17/18 Contracted orthodontic activity (UOA)	0
Carry forward orthodontic activity (UOA)	0
Baseline contract value	£33,212.87

ACCESS*

Patients seen in 24 months	Total	Change since previous quarter
Quarter ending June 2016	497	
Quarter ending September 2016	482	↓
Quarter ending December 2016	476	↓
Quarter ending March 2017	462	↓
Quarter ending June 2017	461	→
Variance since June 2016	(7.2%)	↓



ACTIVITY



Adjusted Scheduled Activity (UDA)		
Month	2017	2018
April	26	0
May	74	52
June	147	151
July	180	
August	222	
September	370	
October	537	
November	609	
December	683	
January	779	
February	836	
March	979	
April	1,035	
May	1,035	
June	1,036	

QUALITY

	Quantity	Base Number	Contract	AT	Region	England
% of FP17s for the same patient ID Re-attending within 3 months - Children	0	83	0.0%	10.2%	11.6%	12.0%
% of FP17s for the same patient ID Re-attending within 3 months - Adults	3	63	4.8%	14.6%	15.9%	16.0%
% of FP17s for the same patient ID Re-attending between 3 & 9 months - Children	62	83	74.7%	59.5%	60.4%	58.0%
% of FP17s for the same patient ID Re-attending between 3 & 9 months - Adults	43	63	68.3%	51.5%	52.3%	50.9%
% of FP17s for Band 1 Urgent Courses	5	111	4.5%	10.3%	9.5%	9.1%
% of FP17s Relating to Free Repair or Replacements	0	111	0.0%	0.8%	0.7%	0.8%
% of FP17s Relating to Continuations	0	111	0.0%	1.2%	1.0%	1.1%
% of Patients satisfied with the dentistry they have received	1	1	N/A	91.8%	91.9%	91.7%
% of Patients satisfied with the time they had to wait for an appointment	1	1	N/A	87.0%	88.0%	88.0%

* This is based on patients treated on this contract for their most recent course of treatment. Figures in italics indicate the base number of FP17s or Patient Questionnaire responses are less than 100. N/A is shown where the base number of responses is less than 10 during the period. % is calculated as Quantity/Base number*100

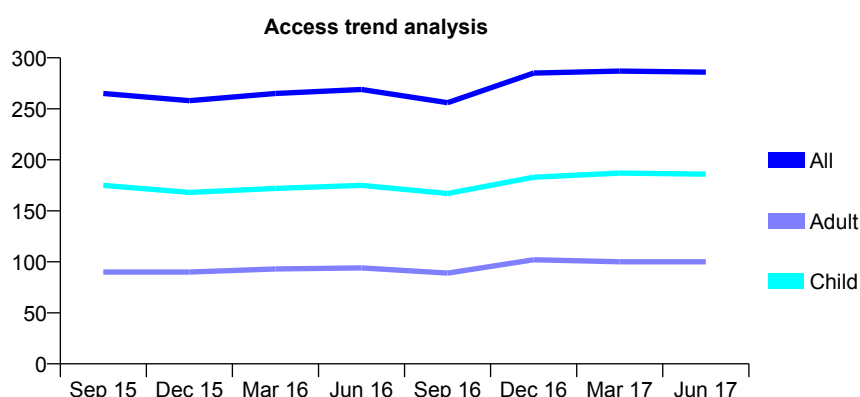
Q66 - Vital Signs At a Glance Contract Report for 187569/0001 - June 2017

Name or company name	Smile for Life Ltd
Contract type name	GDS Contract
Purpose of contract	General
Contract start date	01/01/2007
Contract end date	

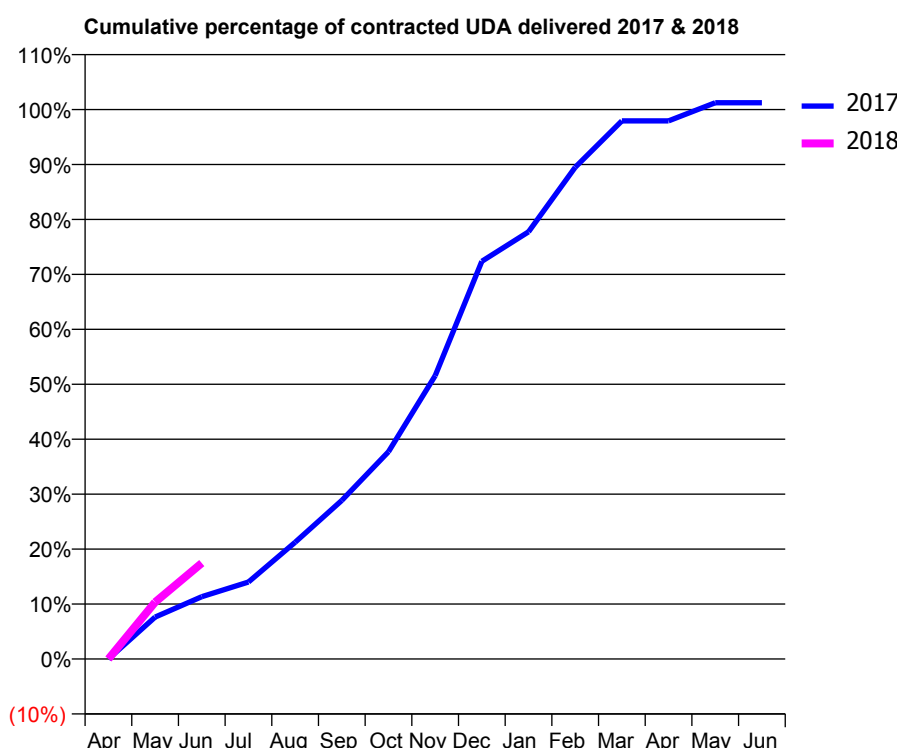
17/18 Contracted general activity (UDA)	435
Carry forward general activity (UDA)	0
17/18 Contracted orthodontic activity (UOA)	0
Carry forward orthodontic activity (UOA)	0
Baseline contract value	£10,285.54

ACCESS*

Patients seen in 24 months	Total	Change since previous quarter
Quarter ending June 2016	269	
Quarter ending September 2016	256	↓
Quarter ending December 2016	285	↑
Quarter ending March 2017	287	→
Quarter ending June 2017	286	→
Variance since June 2016	6.3%	↑



ACTIVITY



Adjusted Scheduled Activity (UDA)		
Month	2017	2018
April	0	0
May	37	45
June	55	76
July	68	
August	103	
September	140	
October	183	
November	250	
December	351	
January	377	
February	434	
March	475	
April	475	
May	491	
June	491	

QUALITY

	Quantity	Base Number	Contract	AT	Region	England
% of FP17s for the same patient ID Re-attending within 3 months - Children	0	36	0.0%	10.2%	11.6%	12.0%
% of FP17s for the same patient ID Re-attending within 3 months - Adults	0	14	0.0%	14.6%	15.9%	16.0%
% of FP17s for the same patient ID Re-attending between 3 & 9 months - Children	28	36	77.8%	59.5%	60.4%	58.0%
% of FP17s for the same patient ID Re-attending between 3 & 9 months - Adults	8	14	57.1%	51.5%	52.3%	50.9%
% of FP17s for Band 1 Urgent Courses	0	40	0.0%	10.3%	9.5%	9.1%
% of FP17s Relating to Free Repair or Replacements	0	40	0.0%	0.8%	0.7%	0.8%
% of FP17s Relating to Continuations	0	40	0.0%	1.2%	1.0%	1.1%
% of Patients satisfied with the dentistry they have received	1	1	N/A	91.8%	91.9%	91.7%
% of Patients satisfied with the time they had to wait for an appointment	1	1	N/A	87.0%	88.0%	88.0%

* This is based on patients treated on this contract for their most recent course of treatment. Figures in italics indicate the base number of FP17s or Patient Questionnaire responses are less than 100. N/A is shown where the base number of responses is less than 10 during the period. % is calculated as Quantity/Base number*100

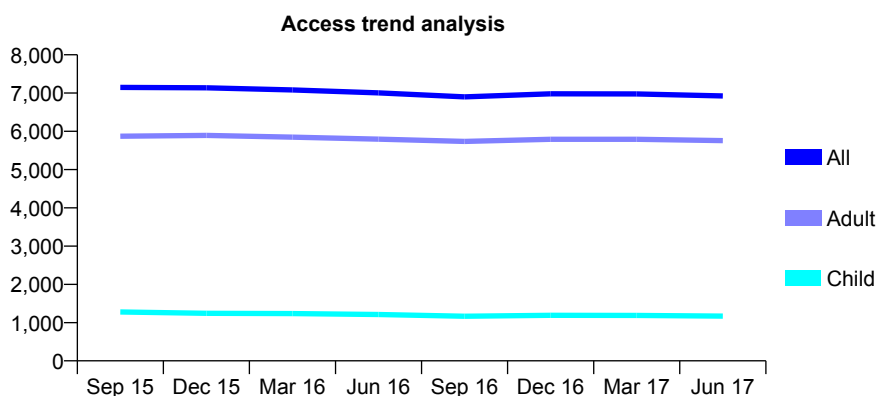
Q66 - Vital Signs At a Glance Contract Report for 189472/0001 - June 2017

Name or company name	St Leonard's Dental Practice Ltd
Contract type name	GDS Contract
Purpose of contract	General
Contract start date	01/08/2009
Contract end date	

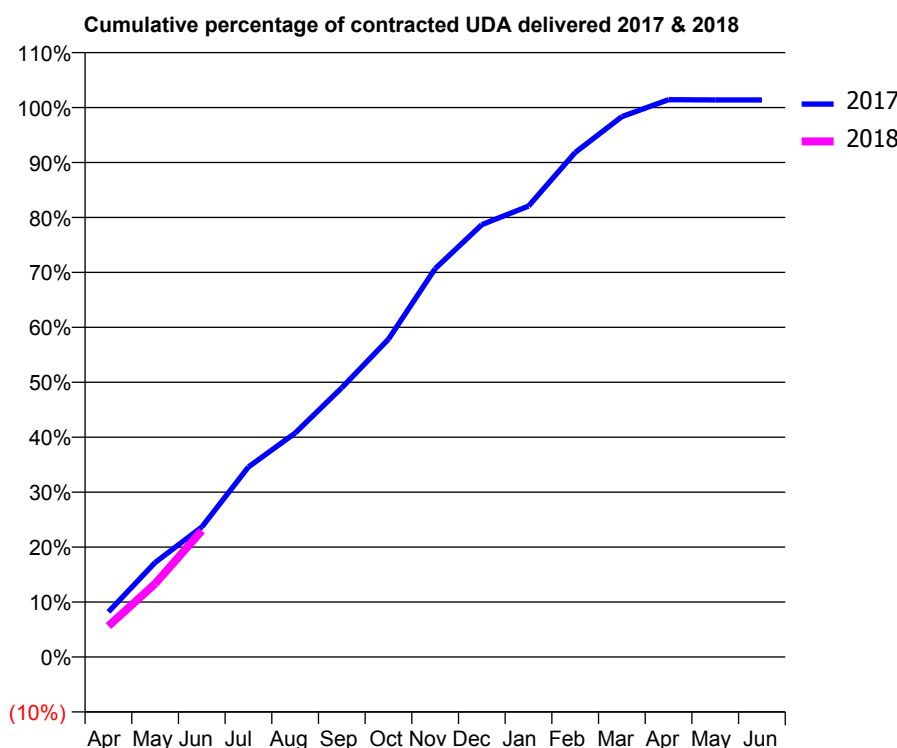
17/18 Contracted general activity (UDA)	21,973
Carry forward general activity (UDA)	0
17/18 Contracted orthodontic activity (UOA)	0
Carry forward orthodontic activity (UOA)	0
Baseline contract value	£695,700.57

ACCESS*

Patients seen in 24 months	Total	Change since previous quarter
Quarter ending June 2016	7,005	
Quarter ending September 2016	6,901	↓
Quarter ending December 2016	6,980	→
Quarter ending March 2017	6,977	→
Quarter ending June 2017	6,926	→
Variance since June 2016	(1.1%)	↓



ACTIVITY



Adjusted Scheduled Activity (UDA)		
Month	2017	2018
April	1,803	1,238
May	3,777	2,933
June	5,195	5,054
July	7,599	
August	8,957	
September	10,769	
October	12,709	
November	15,529	
December	17,290	
January	18,032	
February	20,172	
March	21,607	
April	22,287	
May	22,274	
June	22,274	

QUALITY

	Quantity	Base Number	Contract	AT	Region	England
% of FP17s for the same patient ID Re-attending within 3 months - Children	21	490	4.3%	10.2%	11.6%	12.0%
% of FP17s for the same patient ID Re-attending within 3 months - Adults	288	2,339	12.3%	14.6%	15.9%	16.0%
% of FP17s for the same patient ID Re-attending between 3 & 9 months - Children	364	490	74.3%	59.5%	60.4%	58.0%
% of FP17s for the same patient ID Re-attending between 3 & 9 months - Adults	1,605	2,339	68.6%	51.5%	52.3%	50.9%
% of FP17s for Band 1 Urgent Courses	205	2,540	8.1%	10.3%	9.5%	9.1%
% of FP17s Relating to Free Repair or Replacements	10	2,540	0.4%	0.8%	0.7%	0.8%
% of FP17s Relating to Continuations	12	2,540	0.5%	1.2%	1.0%	1.1%
% of Patients satisfied with the dentistry they have received	32	34	94.1%	91.8%	91.9%	91.7%
% of Patients satisfied with the time they had to wait for an appointment	29	34	85.3%	87.0%	88.0%	88.0%

* This is based on patients treated on this contract for their most recent course of treatment. Figures in italics indicate the base number of FP17s or Patient Questionnaire responses are less than 100. N/A is shown where the base number of responses is less than 10 during the period. % is calculated as Quantity/Base number*100

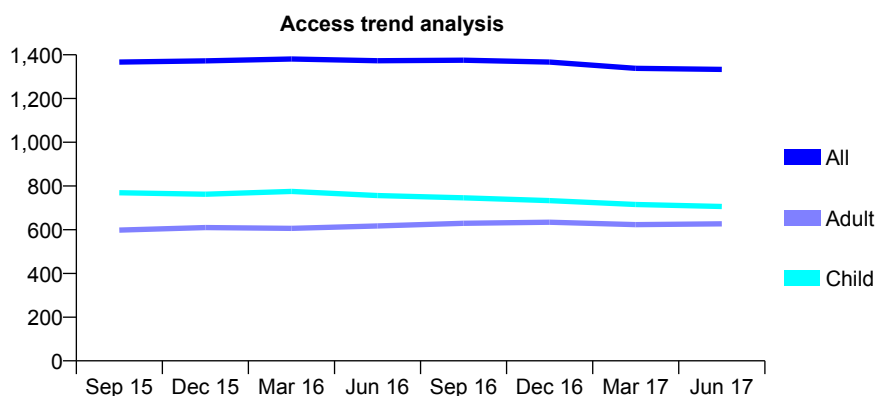
Q66 - Vital Signs At a Glance Contract Report for 189731/0001 - June 2017

Name or company name	Spicer Road Dental Practice Ltd
Contract type name	GDS Contract
Purpose of contract	General
Contract start date	01/01/2013
Contract end date	

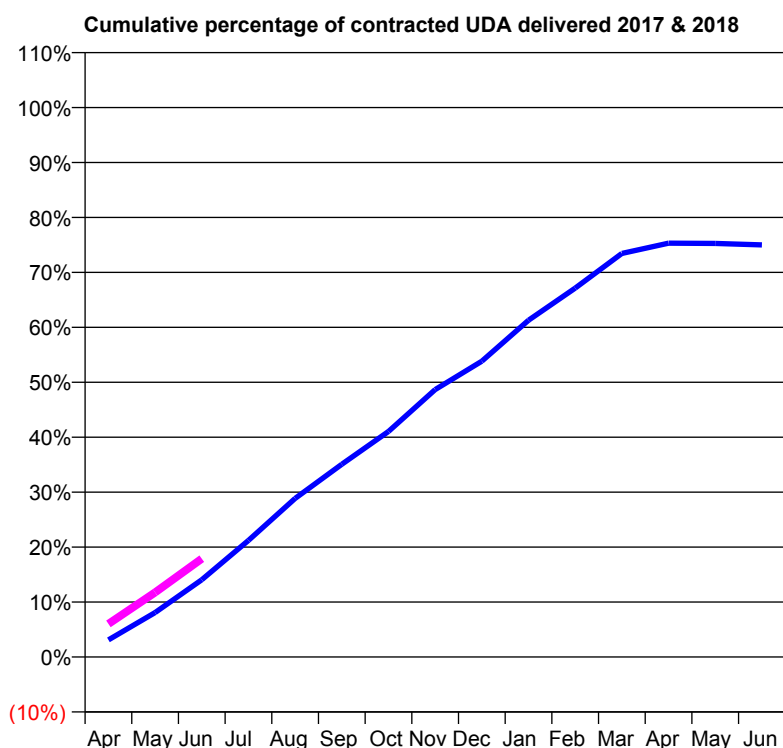
17/18 Contracted general activity (UDA)	4,200
Carry forward general activity (UDA)	0
17/18 Contracted orthodontic activity (UOA)	0
Carry forward orthodontic activity (UOA)	0
Baseline contract value	£100,331.17

ACCESS*

Patients seen in 24 months	Total	Change since previous quarter
Quarter ending June 2016	1,373	
Quarter ending September 2016	1,375	→
Quarter ending December 2016	1,367	→
Quarter ending March 2017	1,338	↓
Quarter ending June 2017	1,333	→
Variance since June 2016	(2.9%)	↓



ACTIVITY



Adjusted Scheduled Activity (UDA)		
Month	2017	2018
April	131	253
May	340	494
June	590	752
July	892	
August	1,213	
September	1,473	
October	1,724	
November	2,044	
December	2,261	
January	2,574	
February	2,820	
March	3,084	
April	3,163	
May	3,161	
June	3,150	

QUALITY

	Quantity	Base Number	Contract	AT	Region	England
% of FP17s for the same patient ID Re-attending within 3 months - Children	21	280	7.5%	10.2%	11.6%	12.0%
% of FP17s for the same patient ID Re-attending within 3 months - Adults	42	224	18.8%	14.6%	15.9%	16.0%
% of FP17s for the same patient ID Re-attending between 3 & 9 months - Children	199	280	71.1%	59.5%	60.4%	58.0%
% of FP17s for the same patient ID Re-attending between 3 & 9 months - Adults	134	224	59.8%	51.5%	52.3%	50.9%
% of FP17s for Band 1 Urgent Courses	30	446	6.7%	10.3%	9.5%	9.1%
% of FP17s Relating to Free Repair or Replacements	5	446	1.1%	0.8%	0.7%	0.8%
% of FP17s Relating to Continuations	1	446	0.2%	1.2%	1.0%	1.1%
% of Patients satisfied with the dentistry they have received	1	1	N/A	91.8%	91.9%	91.7%
% of Patients satisfied with the time they had to wait for an appointment	1	1	N/A	87.0%	88.0%	88.0%

* This is based on patients treated on this contract for their most recent course of treatment. Figures in italics indicate the base number of FP17s or Patient Questionnaire responses are less than 100. N/A is shown where the base number of responses is less than 10 during the period. % is calculated as Quantity/Base number*100

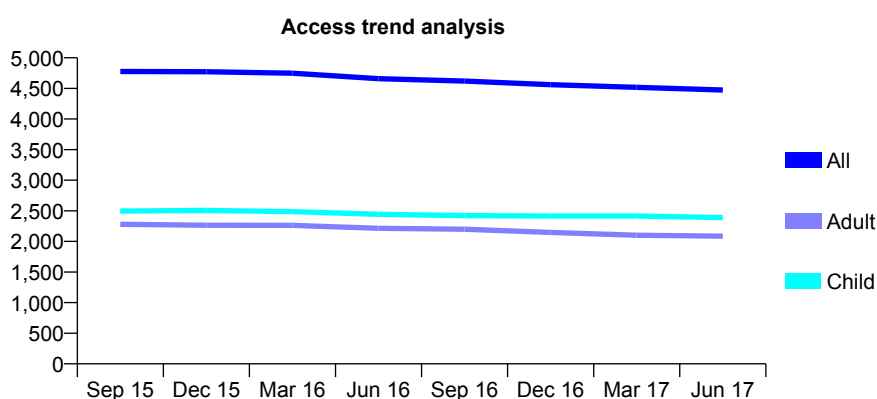
Q66 - Vital Signs At a Glance Contract Report for 191078/0001 - June 2017

Name or company name	Lynbridge House NHS Dental Practice
Contract type name	GDS Contract
Purpose of contract	General
Contract start date	01/04/2006
Contract end date	

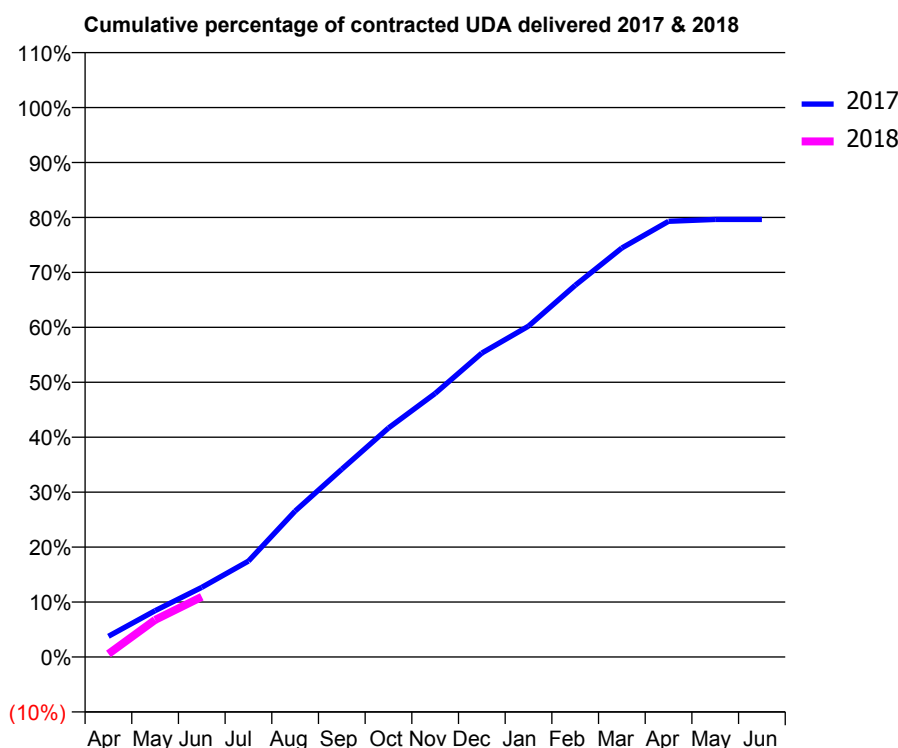
17/18 Contracted general activity (UDA)	12,250
Carry forward general activity (UDA)	0
17/18 Contracted orthodontic activity (UOA)	0
Carry forward orthodontic activity (UOA)	0
Baseline contract value	£289,158.18

ACCESS*

Patients seen in 24 months	Total	Change since previous quarter
Quarter ending June 2016	4,659	
Quarter ending September 2016	4,620	→
Quarter ending December 2016	4,562	↓
Quarter ending March 2017	4,518	→
Quarter ending June 2017	4,474	→
Variance since June 2016	(4.0%)	↓



ACTIVITY



Adjusted Scheduled Activity (UDA)		
Month	2017	2018
April	464	70
May	1,033	829
June	1,553	1,342
July	2,140	
August	3,253	
September	4,188	
October	5,107	
November	5,876	
December	6,775	
January	7,378	
February	8,287	
March	9,118	
April	9,713	
May	9,754	
June	9,755	

QUALITY

	Quantity	Base Number	Contract	AT	Region	England
% of FP17s for the same patient ID Re-attending within 3 months - Children	51	628	8.1%	10.2%	11.6%	12.0%
% of FP17s for the same patient ID Re-attending within 3 months - Adults	129	493	26.2%	14.6%	15.9%	16.0%
% of FP17s for the same patient ID Re-attending between 3 & 9 months - Children	318	628	50.6%	59.5%	60.4%	58.0%
% of FP17s for the same patient ID Re-attending between 3 & 9 months - Adults	205	493	41.6%	51.5%	52.3%	50.9%
% of FP17s for Band 1 Urgent Courses	105	701	15.0%	10.3%	9.5%	9.1%
% of FP17s Relating to Free Repair or Replacements	0	701	0.0%	0.8%	0.7%	0.8%
% of FP17s Relating to Continuations	2	701	0.3%	1.2%	1.0%	1.1%
% of Patients satisfied with the dentistry they have received	3	5	N/A	91.8%	91.9%	91.7%
% of Patients satisfied with the time they had to wait for an appointment	5	5	N/A	87.0%	88.0%	88.0%

* This is based on patients treated on this contract for their most recent course of treatment. Figures in italics indicate the base number of FP17s or Patient Questionnaire responses are less than 100. N/A is shown where the base number of responses is less than 10 during the period. % is calculated as Quantity/Base number*100

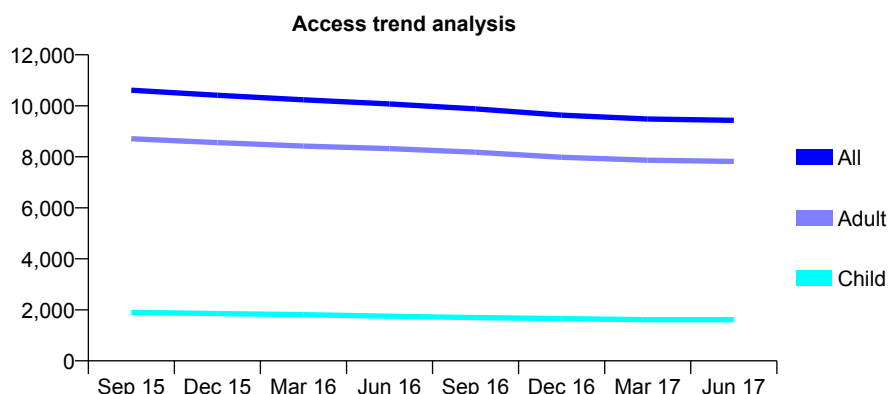
Q66 - Vital Signs At a Glance Contract Report for 193305/0001 - June 2017

Name or company name	HONITON DENTAL CENTRE
Contract type name	GDS Contract
Purpose of contract	General and Orthodontic
Contract start date	01/09/2009
Contract end date	

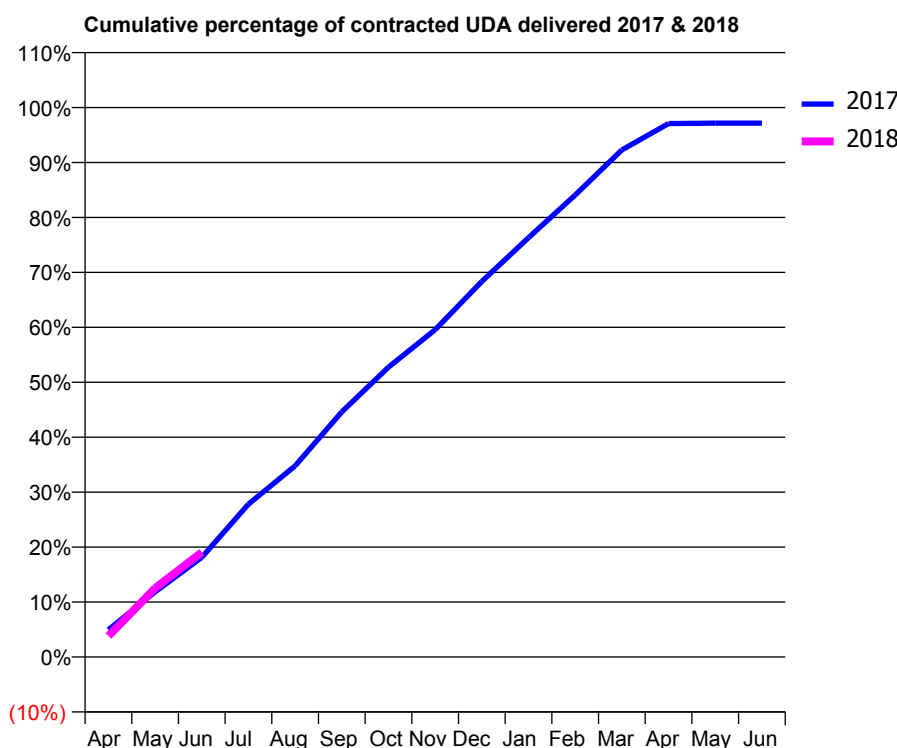
17/18 Contracted general activity (UDA)	34,432
Carry forward general activity (UDA)	0
17/18 Contracted orthodontic activity (UOA)	0
Carry forward orthodontic activity (UOA)	0
Baseline contract value	£1,108,325.94

ACCESS*

Patients seen in 24 months	Total	Change since previous quarter
Quarter ending June 2016	10,075	
Quarter ending September 2016	9,880	↓
Quarter ending December 2016	9,635	↓
Quarter ending March 2017	9,483	↓
Quarter ending June 2017	9,431	→
Variance since June 2016	(6.4%)	↓



ACTIVITY



Adjusted Scheduled Activity (UDA)		
Month	2017	2018
April	1,706	1,314
May	4,085	4,316
June	6,243	6,560
July	9,578	
August	11,977	
September	15,365	
October	18,157	
November	20,506	
December	23,532	
January	26,271	
February	28,944	
March	31,773	
April	33,428	
May	33,448	
June	33,453	

QUALITY

	Quantity	Base Number	Contract	AT	Region	England
% of FP17s for the same patient ID Re-attending within 3 months - Children	39	679	5.7%	10.2%	11.6%	12.0%
% of FP17s for the same patient ID Re-attending within 3 months - Adults	549	3,151	17.4%	14.6%	15.9%	16.0%
% of FP17s for the same patient ID Re-attending between 3 & 9 months - Children	499	679	73.5%	59.5%	60.4%	58.0%
% of FP17s for the same patient ID Re-attending between 3 & 9 months - Adults	1,920	3,151	60.9%	51.5%	52.3%	50.9%
% of FP17s for Band 1 Urgent Courses	202	3,054	6.6%	10.3%	9.5%	9.1%
% of FP17s Relating to Free Repair or Replacements	31	3,054	1.0%	0.8%	0.7%	0.8%
% of FP17s Relating to Continuations	56	3,054	1.8%	1.2%	1.0%	1.1%
% of Patients satisfied with the dentistry they have received	21	22	95.5%	91.8%	91.9%	91.7%
% of Patients satisfied with the time they had to wait for an appointment	20	22	90.9%	87.0%	88.0%	88.0%

* This is based on patients treated on this contract for their most recent course of treatment. Figures in italics indicate the base number of FP17s or Patient Questionnaire responses are less than 100. N/A is shown where the base number of responses is less than 10 during the period. % is calculated as Quantity/Base number*100

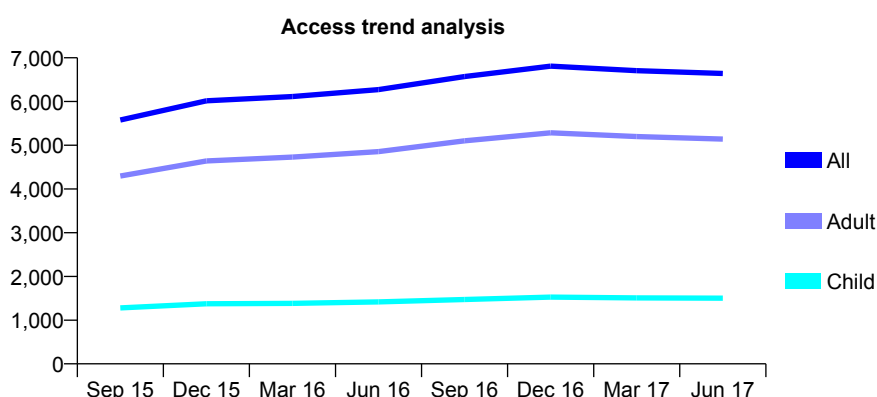
Q66 - Vital Signs At a Glance Contract Report for 194921/0001 - June 2017

Name or company name	The Harbour Way Partnership
Contract type name	GDS Contract
Purpose of contract	General and Orthodontic
Contract start date	01/02/2014
Contract end date	

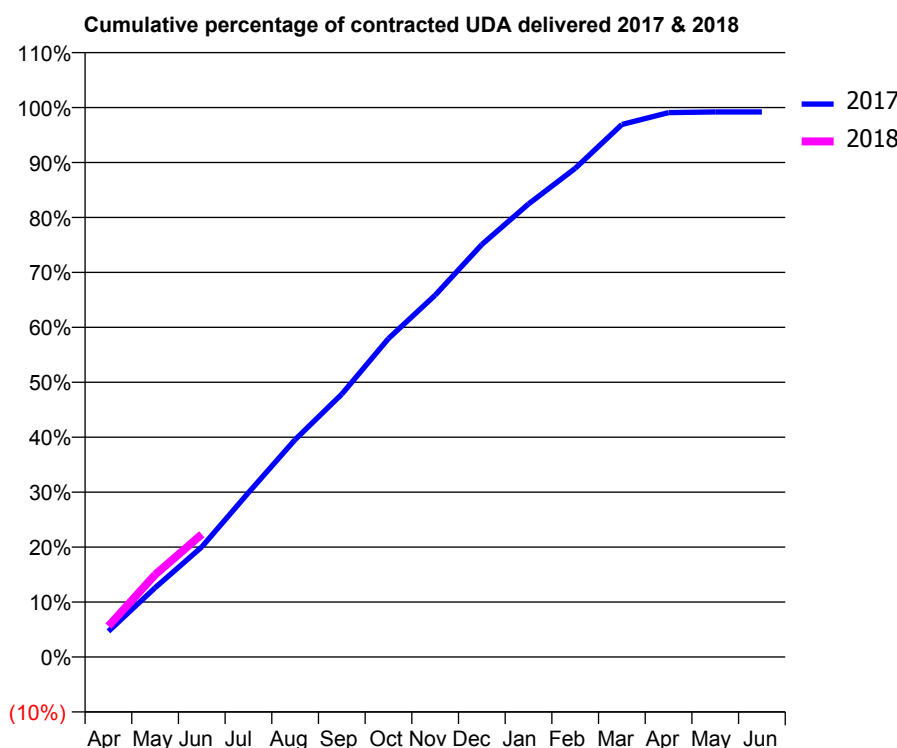
17/18 Contracted general activity (UDA)	20,000
Carry forward general activity (UDA)	0
17/18 Contracted orthodontic activity (UOA)	0
Carry forward orthodontic activity (UOA)	0
Baseline contract value	£443,214.92

ACCESS*

Patients seen in 24 months	Total	Change since previous quarter
Quarter ending June 2016	6,273	
Quarter ending September 2016	6,572	↑
Quarter ending December 2016	6,809	↑
Quarter ending March 2017	6,706	↓
Quarter ending June 2017	6,643	→
Variance since June 2016	5.9%	↑



ACTIVITY



Adjusted Scheduled Activity (UDA)		
Month	2017	2018
April	937	1,122
May	2,522	2,998
June	4,007	4,467
July	5,983	
August	7,915	
September	9,567	
October	11,594	
November	13,169	
December	15,013	
January	16,489	
February	17,787	
March	19,382	
April	19,816	
May	19,836	
June	19,836	

QUALITY

	Quantity	Base Number	Contract	AT	Region	England
% of FP17s for the same patient ID Re-attending within 3 months - Children	38	526	7.2%	10.2%	11.6%	12.0%
% of FP17s for the same patient ID Re-attending within 3 months - Adults	327	1,781	18.4%	14.6%	15.9%	16.0%
% of FP17s for the same patient ID Re-attending between 3 & 9 months - Children	329	526	62.5%	59.5%	60.4%	58.0%
% of FP17s for the same patient ID Re-attending between 3 & 9 months - Adults	1,103	1,781	61.9%	51.5%	52.3%	50.9%
% of FP17s for Band 1 Urgent Courses	192	2,090	9.2%	10.3%	9.5%	9.1%
% of FP17s Relating to Free Repair or Replacements	33	2,090	1.6%	0.8%	0.7%	0.8%
% of FP17s Relating to Continuations	62	2,090	3.0%	1.2%	1.0%	1.1%
% of Patients satisfied with the dentistry they have received	17	19	89.5%	91.8%	91.9%	91.7%
% of Patients satisfied with the time they had to wait for an appointment	17	19	89.5%	87.0%	88.0%	88.0%

* This is based on patients treated on this contract for their most recent course of treatment. Figures in italics indicate the base number of FP17s or Patient Questionnaire responses are less than 100. N/A is shown where the base number of responses is less than 10 during the period. % is calculated as Quantity/Base number*100

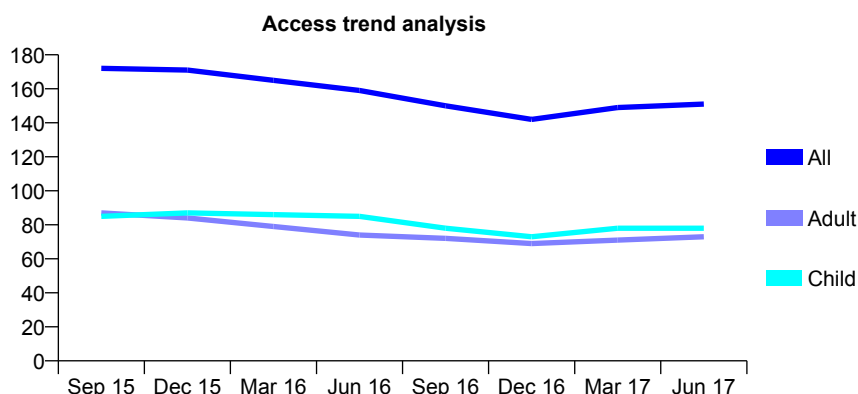
Q66 - Vital Signs At a Glance Contract Report for 195715/0001 - June 2017

Name or company name	Tor Lodge Dental Partnership
Contract type name	GDS Contract
Purpose of contract	General and Orthodontic
Contract start date	15/11/2013
Contract end date	

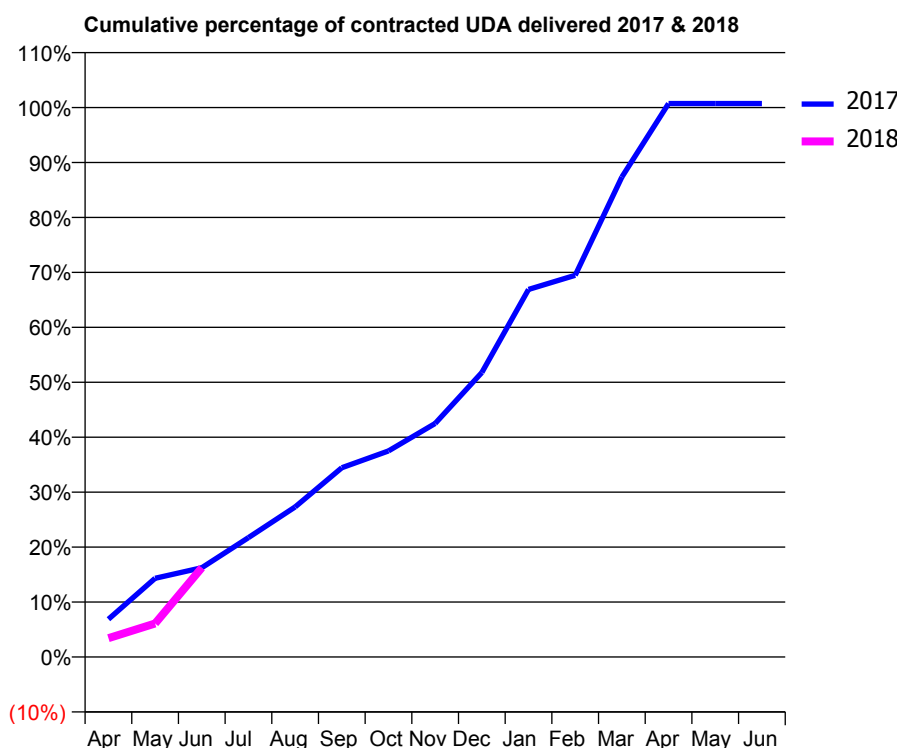
17/18 Contracted general activity (UDA)	465
Carry forward general activity (UDA)	0
17/18 Contracted orthodontic activity (UOA)	600
Carry forward orthodontic activity (UOA)	0
Baseline contract value	£53,623.96

ACCESS*

Patients seen in 24 months	Total	Change since previous quarter
Quarter ending June 2016	159	
Quarter ending September 2016	150	↓
Quarter ending December 2016	142	↓
Quarter ending March 2017	149	↑
Quarter ending June 2017	151	→
Variance since June 2016	(5.0%)	↓



ACTIVITY



Adjusted Scheduled Activity (UDA)		
Month	2017	2018
April	32	16
May	67	28
June	76	76
July	101	
August	127	
September	160	
October	174	
November	198	
December	241	
January	311	
February	323	
March	406	
April	468	
May	468	
June	468	

QUALITY

	Quantity	Base Number	Contract	AT	Region	England
% of FP17s for the same patient ID Re-attending within 3 months - Children	6	42	14.3%	10.2%	11.6%	12.0%
% of FP17s for the same patient ID Re-attending within 3 months - Adults	2	26	7.7%	14.6%	15.9%	16.0%
% of FP17s for the same patient ID Re-attending between 3 & 9 months - Children	15	42	35.7%	59.5%	60.4%	58.0%
% of FP17s for the same patient ID Re-attending between 3 & 9 months - Adults	15	26	57.7%	51.5%	52.3%	50.9%
% of FP17s for Band 1 Urgent Courses	3	31	9.7%	10.3%	9.5%	9.1%
% of FP17s Relating to Free Repair or Replacements	0	31	0.0%	0.8%	0.7%	0.8%
% of FP17s Relating to Continuations	0	31	0.0%	1.2%	1.0%	1.1%
% of Patients satisfied with the dentistry they have received	0	0	N/A	91.8%	91.9%	91.7%
% of Patients satisfied with the time they had to wait for an appointment	0	0	N/A	87.0%	88.0%	88.0%

* This is based on patients treated on this contract for their most recent course of treatment. Figures in italics indicate the base number of FP17s or Patient Questionnaire responses are less than 100. N/A is shown where the base number of responses is less than 10 during the period. % is calculated as Quantity/Base number*100

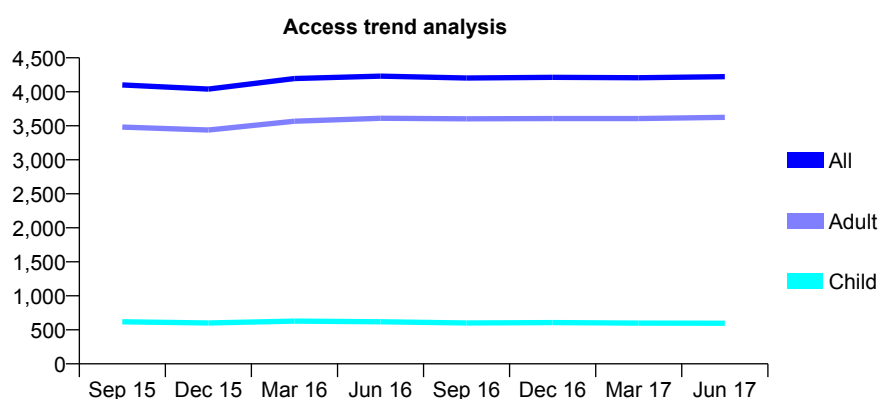
Q66 - Vital Signs At a Glance Contract Report for 196002/0001 - June 2017

Name or company name	Ingrid Cubbon Dental surgery (SW) Limited
Contract type name	GDS Contract
Purpose of contract	General
Contract start date	01/12/2012
Contract end date	

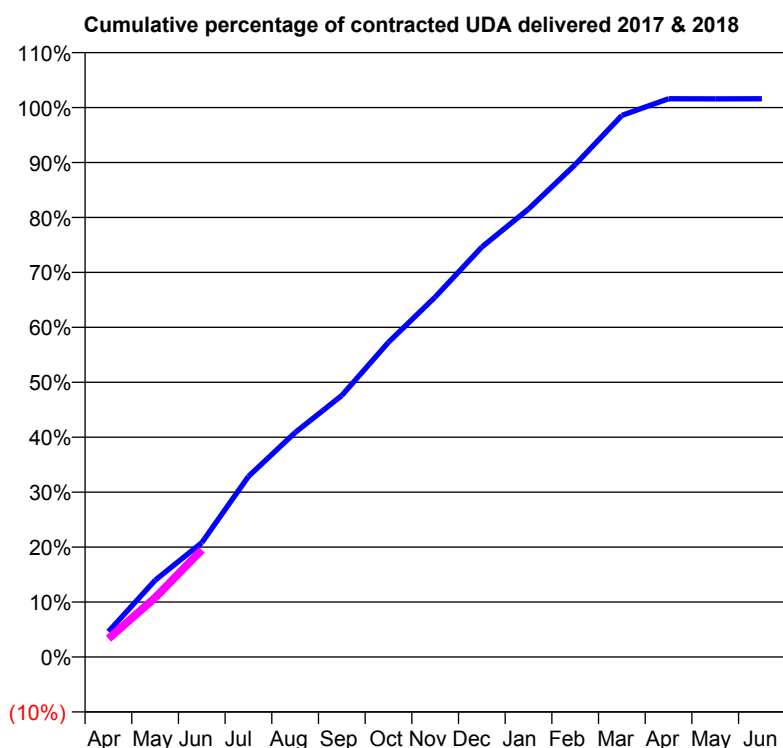
17/18 Contracted general activity (UDA)	15,021
Carry forward general activity (UDA)	0
17/18 Contracted orthodontic activity (UOA)	0
Carry forward orthodontic activity (UOA)	0
Baseline contract value	£343,503.12

ACCESS*

Patients seen in 24 months	Total	Change since previous quarter
Quarter ending June 2016	4,230	
Quarter ending September 2016	4,203	→
Quarter ending December 2016	4,213	→
Quarter ending March 2017	4,206	→
Quarter ending June 2017	4,222	→
Variance since June 2016	(0.2%)	→



ACTIVITY



Adjusted Scheduled Activity (UDA)		
Month	2017	2018
April	694	500
May	2,099	1,621
June	3,124	2,929
July	4,936	
August	6,135	
September	7,148	
October	8,605	
November	9,839	
December	11,208	
January	12,246	
February	13,460	
March	14,804	
April	15,259	
May	15,258	
June	15,259	

QUALITY

	Quantity	Base Number	Contract	AT	Region	England
% of FP17s for the same patient ID Re-attending within 3 months - Children	14	234	6.0%	10.2%	11.6%	12.0%
% of FP17s for the same patient ID Re-attending within 3 months - Adults	215	1,597	13.5%	14.6%	15.9%	16.0%
% of FP17s for the same patient ID Re-attending between 3 & 9 months - Children	170	234	72.6%	59.5%	60.4%	58.0%
% of FP17s for the same patient ID Re-attending between 3 & 9 months - Adults	1,145	1,597	71.7%	51.5%	52.3%	50.9%
% of FP17s for Band 1 Urgent Courses	87	1,577	5.5%	10.3%	9.5%	9.1%
% of FP17s Relating to Free Repair or Replacements	8	1,577	0.5%	0.8%	0.7%	0.8%
% of FP17s Relating to Continuations	28	1,577	1.8%	1.2%	1.0%	1.1%
% of Patients satisfied with the dentistry they have received	16	16	100.0%	91.8%	91.9%	91.7%
% of Patients satisfied with the time they had to wait for an appointment	16	16	100.0%	87.0%	88.0%	88.0%

* This is based on patients treated on this contract for their most recent course of treatment. Figures in italics indicate the base number of FP17s or Patient Questionnaire responses are less than 100. N/A is shown where the base number of responses is less than 10 during the period. % is calculated as Quantity/Base number*100

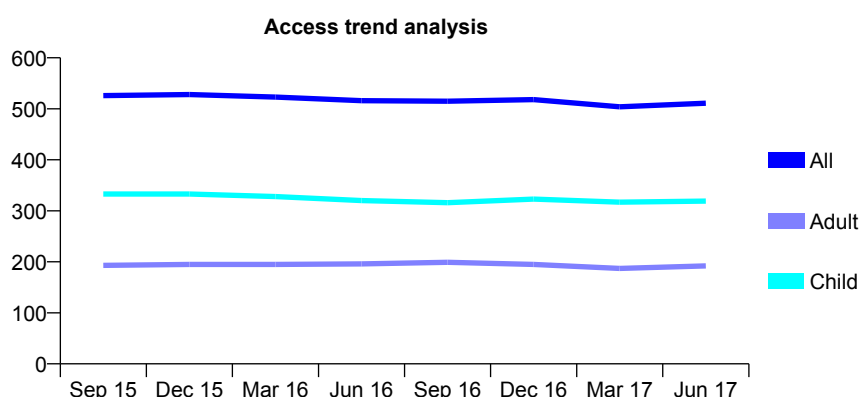
Q66 - Vital Signs At a Glance Contract Report for 196045/0001 - June 2017

Name or company name	Millbrook Villas Limited
Contract type name	GDS Contract
Purpose of contract	General
Contract start date	01/05/2013
Contract end date	

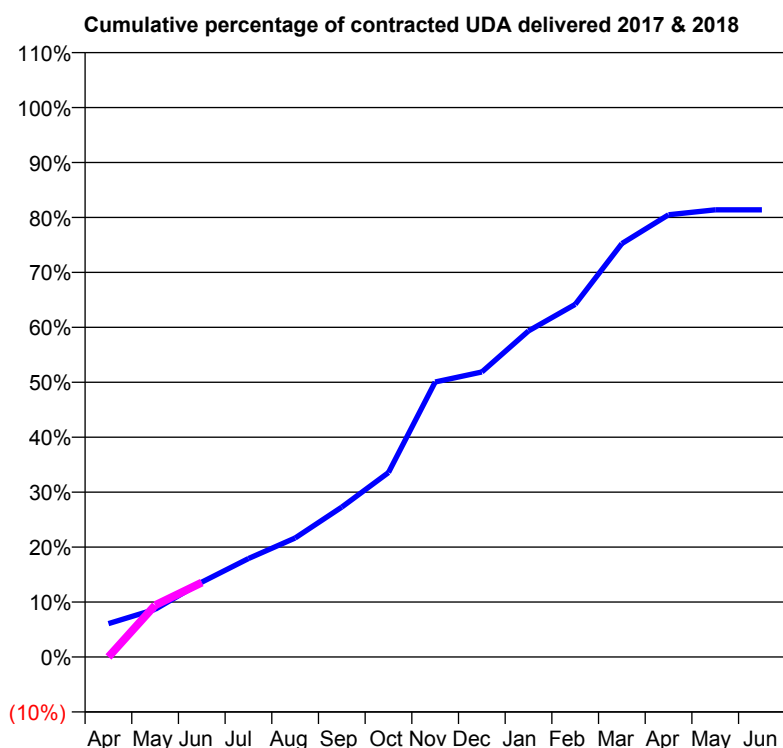
17/18 Contracted general activity (UDA)	1,100
Carry forward general activity (UDA)	0
17/18 Contracted orthodontic activity (UOA)	0
Carry forward orthodontic activity (UOA)	0
Baseline contract value	£27,451.58

ACCESS*

Patients seen in 24 months	Total	Change since previous quarter
Quarter ending June 2016	516	
Quarter ending September 2016	515	→
Quarter ending December 2016	518	→
Quarter ending March 2017	504	↓
Quarter ending June 2017	511	→
Variance since June 2016	(1.0%)	→



ACTIVITY



Adjusted Scheduled Activity (UDA)		
Month	2017	2018
April	67	0
May	95	104
June	150	149
July	197	
August	238	
September	300	
October	369	
November	551	
December	571	
January	653	
February	706	
March	828	
April	885	
May	895	
June	895	

QUALITY

	Quantity	Base Number	Contract	AT	Region	England
% of FP17s for the same patient ID Re-attending within 3 months - Children	7	156	4.5%	10.2%	11.6%	12.0%
% of FP17s for the same patient ID Re-attending within 3 months - Adults	2	39	5.1%	14.6%	15.9%	16.0%
% of FP17s for the same patient ID Re-attending between 3 & 9 months - Children	114	156	73.1%	59.5%	60.4%	58.0%
% of FP17s for the same patient ID Re-attending between 3 & 9 months - Adults	26	39	66.7%	51.5%	52.3%	50.9%
% of FP17s for Band 1 Urgent Courses	6	134	4.5%	10.3%	9.5%	9.1%
% of FP17s Relating to Free Repair or Replacements	0	134	0.0%	0.8%	0.7%	0.8%
% of FP17s Relating to Continuations	0	134	0.0%	1.2%	1.0%	1.1%
% of Patients satisfied with the dentistry they have received	0	0	N/A	91.8%	91.9%	91.7%
% of Patients satisfied with the time they had to wait for an appointment	0	0	N/A	87.0%	88.0%	88.0%

* This is based on patients treated on this contract for their most recent course of treatment. Figures in italics indicate the base number of FP17s or Patient Questionnaire responses are less than 100. N/A is shown where the base number of responses is less than 10 during the period. % is calculated as Quantity/Base number*100

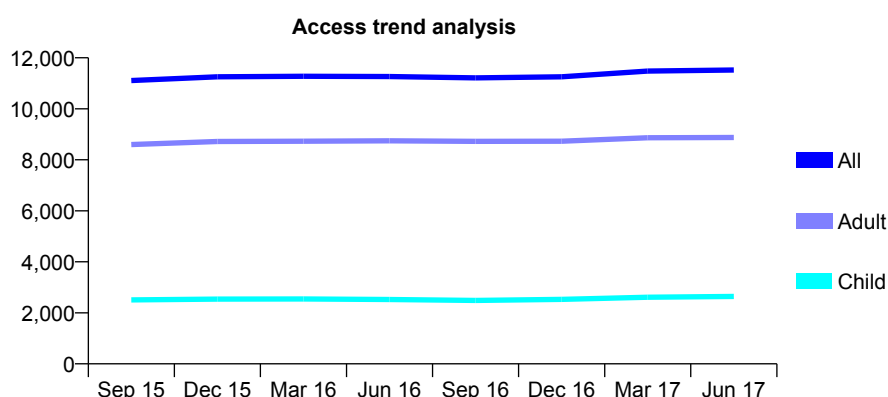
Q66 - Vital Signs At a Glance Contract Report for 196053/0001 - June 2017

Name or company name	Truro Dental Health
Contract type name	GDS Contract
Purpose of contract	General
Contract start date	01/02/2007
Contract end date	

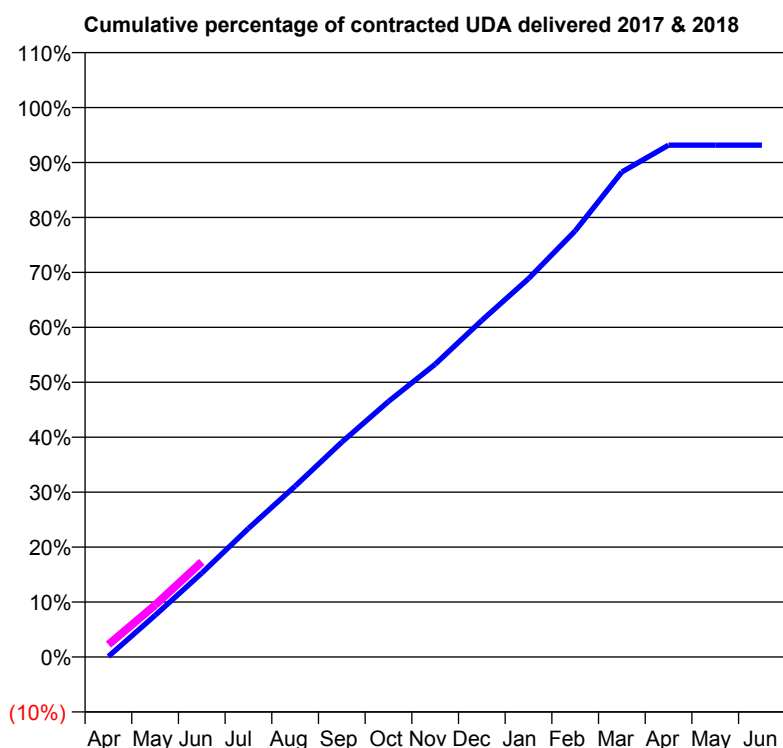
17/18 Contracted general activity (UDA)	29,737
Carry forward general activity (UDA)	0
17/18 Contracted orthodontic activity (UOA)	0
Carry forward orthodontic activity (UOA)	0
Baseline contract value	£771,340.53

ACCESS*

Patients seen in 24 months	Total	Change since previous quarter
Quarter ending June 2016	11,267	
Quarter ending September 2016	11,211	→
Quarter ending December 2016	11,255	→
Quarter ending March 2017	11,480	→
Quarter ending June 2017	11,521	→
Variance since June 2016	2.3%	↑



ACTIVITY



Adjusted Scheduled Activity (UDA)		
Month	2017	2018
April	30	675
May	2,255	2,810
June	4,544	5,146
July	6,959	
August	9,247	
September	11,626	
October	13,830	
November	15,841	
December	18,219	
January	20,473	
February	23,062	
March	26,251	
April	27,702	
May	27,699	
June	27,701	

QUALITY

	Quantity	Base Number	Contract	AT	Region	England
% of FP17s for the same patient ID Re-attending within 3 months - Children	53	922	5.7%	10.2%	11.6%	12.0%
% of FP17s for the same patient ID Re-attending within 3 months - Adults	385	2,968	13.0%	14.6%	15.9%	16.0%
% of FP17s for the same patient ID Re-attending between 3 & 9 months - Children	530	922	57.5%	59.5%	60.4%	58.0%
% of FP17s for the same patient ID Re-attending between 3 & 9 months - Adults	1,637	2,968	55.2%	51.5%	52.3%	50.9%
% of FP17s for Band 1 Urgent Courses	251	2,984	8.4%	10.3%	9.5%	9.1%
% of FP17s Relating to Free Repair or Replacements	42	2,984	1.4%	0.8%	0.7%	0.8%
% of FP17s Relating to Continuations	50	2,984	1.7%	1.2%	1.0%	1.1%
% of Patients satisfied with the dentistry they have received	21	21	100.0%	91.8%	91.9%	91.7%
% of Patients satisfied with the time they had to wait for an appointment	20	21	95.2%	87.0%	88.0%	88.0%

* This is based on patients treated on this contract for their most recent course of treatment. Figures in italics indicate the base number of FP17s or Patient Questionnaire responses are less than 100. N/A is shown where the base number of responses is less than 10 during the period. % is calculated as Quantity/Base number*100

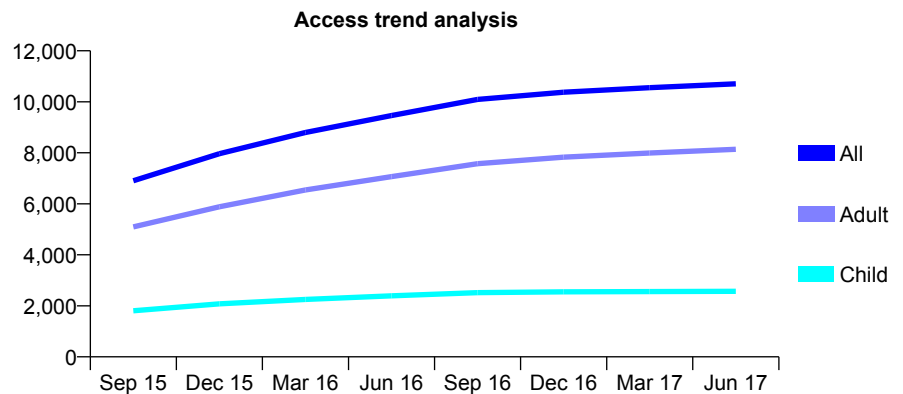
Q66 - Vital Signs At a Glance Contract Report for 196460/0001 - June 2017

Name or company name	Dr G Bradshaw, Dr I Wood, Dr R Bryant
Contract type name	GDS Contract
Purpose of contract	General
Contract start date	01/12/2014
Contract end date	

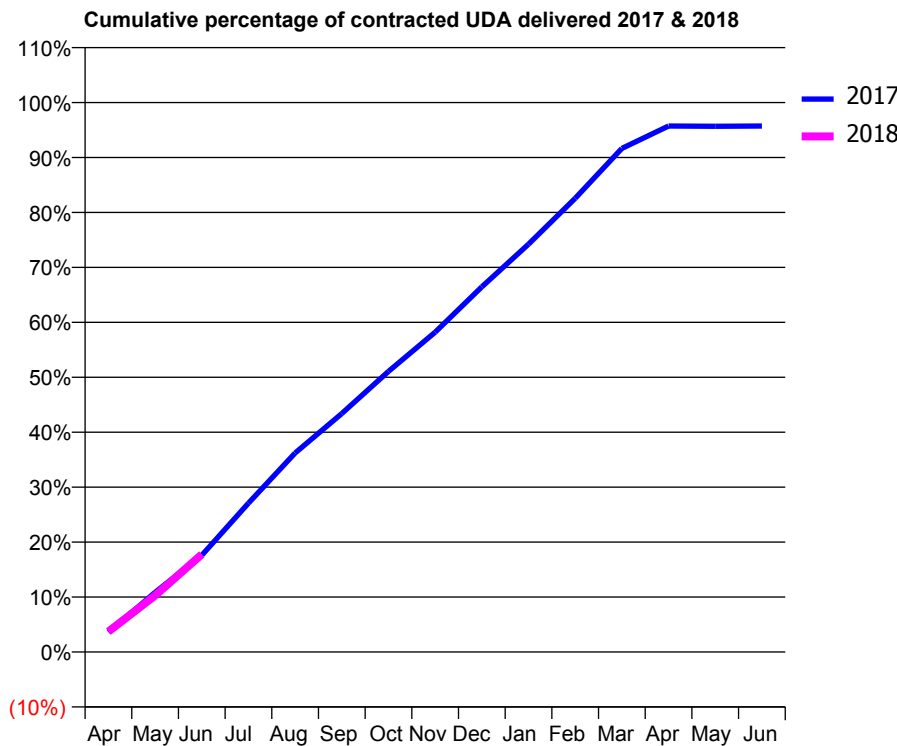
17/18 Contracted general activity (UDA)	34,038
Carry forward general activity (UDA)	0
17/18 Contracted orthodontic activity (UOA)	0
Carry forward orthodontic activity (UOA)	0
Baseline contract value	£919,558.64

ACCESS*

Patients seen in 24 months	Total	Change since previous quarter
Quarter ending June 2016	9,459	
Quarter ending September 2016	10,092	↑
Quarter ending December 2016	10,378	↑
Quarter ending March 2017	10,554	→
Quarter ending June 2017	10,706	→
Variance since June 2016	13.2%	↑



ACTIVITY



Adjusted Scheduled Activity (UDA)		
Month	2017	2018
April	1,229	1,264
May	3,698	3,500
June	5,989	6,050
July	9,225	
August	12,327	
September	14,776	
October	17,386	
November	19,809	
December	22,620	
January	25,267	
February	28,102	
March	31,195	
April	32,578	
May	32,567	
June	32,578	

QUALITY

	Quantity	Base Number	Contract	AT	Region	England
% of FP17s for the same patient ID Re-attending within 3 months - Children	53	851	6.2%	10.2%	11.6%	12.0%
% of FP17s for the same patient ID Re-attending within 3 months - Adults	496	2,695	18.4%	14.6%	15.9%	16.0%
% of FP17s for the same patient ID Re-attending between 3 & 9 months - Children	456	851	53.6%	59.5%	60.4%	58.0%
% of FP17s for the same patient ID Re-attending between 3 & 9 months - Adults	1,285	2,695	47.7%	51.5%	52.3%	50.9%
% of FP17s for Band 1 Urgent Courses	426	3,007	14.2%	10.3%	9.5%	9.1%
% of FP17s Relating to Free Repair or Replacements	66	3,007	2.2%	0.8%	0.7%	0.8%
% of FP17s Relating to Continuations	21	3,007	0.7%	1.2%	1.0%	1.1%
% of Patients satisfied with the dentistry they have received	21	23	91.3%	91.8%	91.9%	91.7%
% of Patients satisfied with the time they had to wait for an appointment	20	23	87.0%	87.0%	88.0%	88.0%

* This is based on patients treated on this contract for their most recent course of treatment. Figures in italics indicate the base number of FP17s or Patient Questionnaire responses are less than 100. N/A is shown where the base number of responses is less than 10 during the period. % is calculated as Quantity/Base number*100

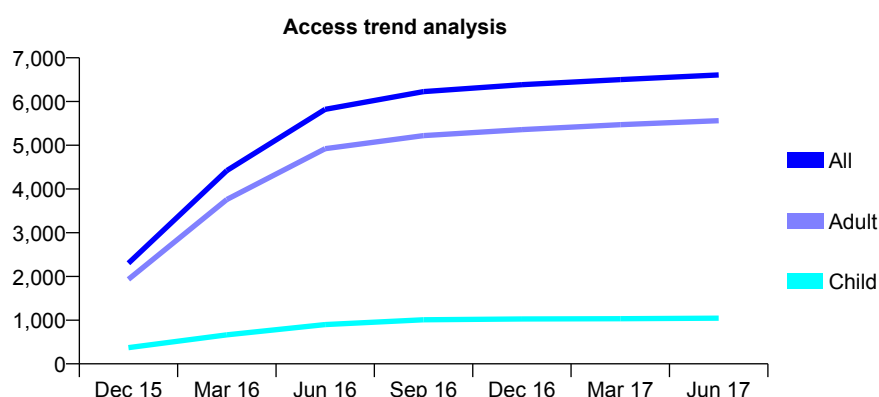
Q66 - Vital Signs At a Glance Contract Report for 196665/0001 - June 2017

Name or company name	DR Jaswinder Dhariwal
Contract type name	GDS Contract
Purpose of contract	General
Contract start date	14/09/2015
Contract end date	

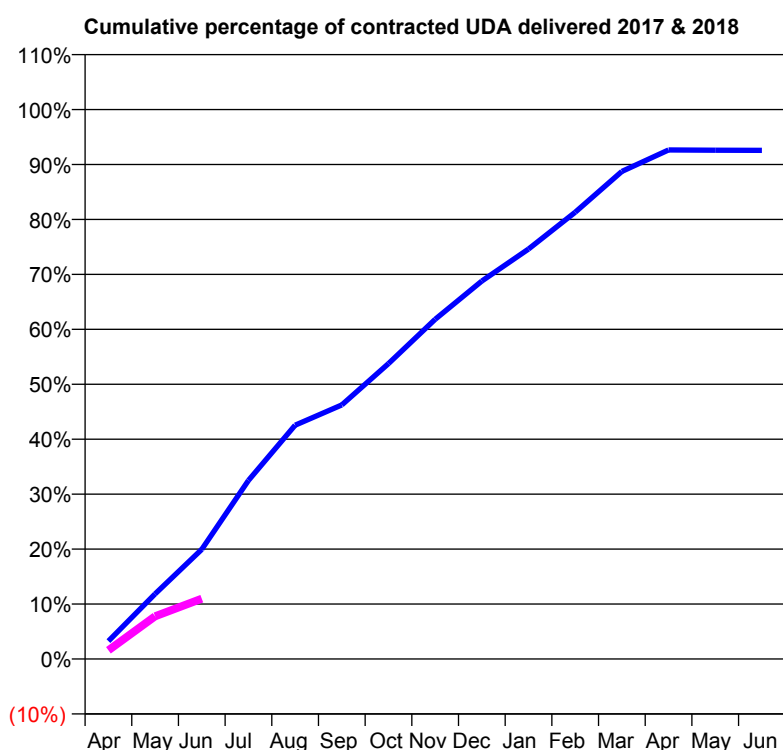
17/18 Contracted general activity (UDA)	28,000
Carry forward general activity (UDA)	0
17/18 Contracted orthodontic activity (UOA)	0
Carry forward orthodontic activity (UOA)	0
Baseline contract value	£732,059.72

ACCESS*

Patients seen in 24 months	Total	Change since previous quarter
Quarter ending June 2016	5,821	
Quarter ending September 2016	6,228	↑
Quarter ending December 2016	6,385	↑
Quarter ending March 2017	6,502	→
Quarter ending June 2017	6,609	→
Variance since June 2016	13.5%	↑



ACTIVITY



Adjusted Scheduled Activity (UDA)		
Month	2017	2018
April	718	444
May	2,606	2,176
June	4,389	3,073
July	7,153	
August	9,362	
September	10,172	
October	11,828	
November	13,599	
December	15,133	
January	16,416	
February	17,889	
March	19,521	
April	20,383	
May	20,368	
June	20,366	

QUALITY

	Quantity	Base Number	Contract	AT	Region	England
% of FP17s for the same patient ID Re-attending within 3 months - Children	44	363	12.1%	10.2%	11.6%	12.0%
% of FP17s for the same patient ID Re-attending within 3 months - Adults	195	1,734	11.2%	14.6%	15.9%	16.0%
% of FP17s for the same patient ID Re-attending between 3 & 9 months - Children	211	363	58.1%	59.5%	60.4%	58.0%
% of FP17s for the same patient ID Re-attending between 3 & 9 months - Adults	1,069	1,734	61.6%	51.5%	52.3%	50.9%
% of FP17s for Band 1 Urgent Courses	164	1,654	9.9%	10.3%	9.5%	9.1%
% of FP17s Relating to Free Repair or Replacements	12	1,654	0.7%	0.8%	0.7%	0.8%
% of FP17s Relating to Continuations	0	1,654	0.0%	1.2%	1.0%	1.1%
% of Patients satisfied with the dentistry they have received	22	23	95.7%	91.8%	91.9%	91.7%
% of Patients satisfied with the time they had to wait for an appointment	21	23	91.3%	87.0%	88.0%	88.0%

* This is based on patients treated on this contract for their most recent course of treatment. Figures in italics indicate the base number of FP17s or Patient Questionnaire responses are less than 100. N/A is shown where the base number of responses is less than 10 during the period. % is calculated as Quantity/Base number*100

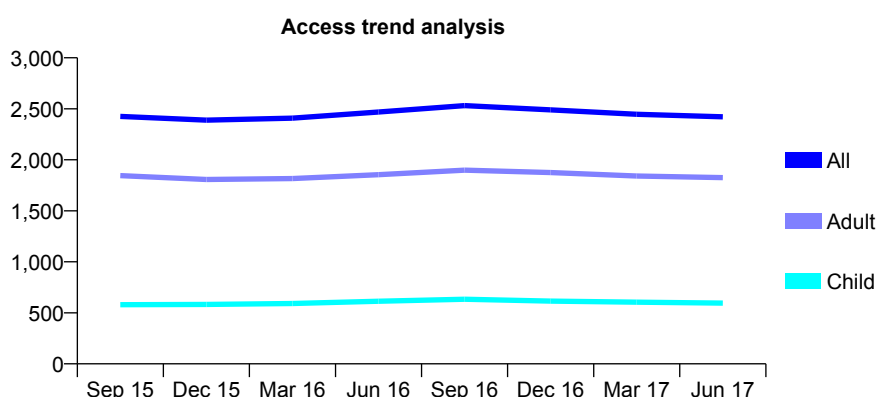
Q66 - Vital Signs At a Glance Contract Report for 196681/0001 - June 2017

Name or company name	Salcombe Dental Practice Limited
Contract type name	GDS Contract
Purpose of contract	General
Contract start date	01/04/2011
Contract end date	

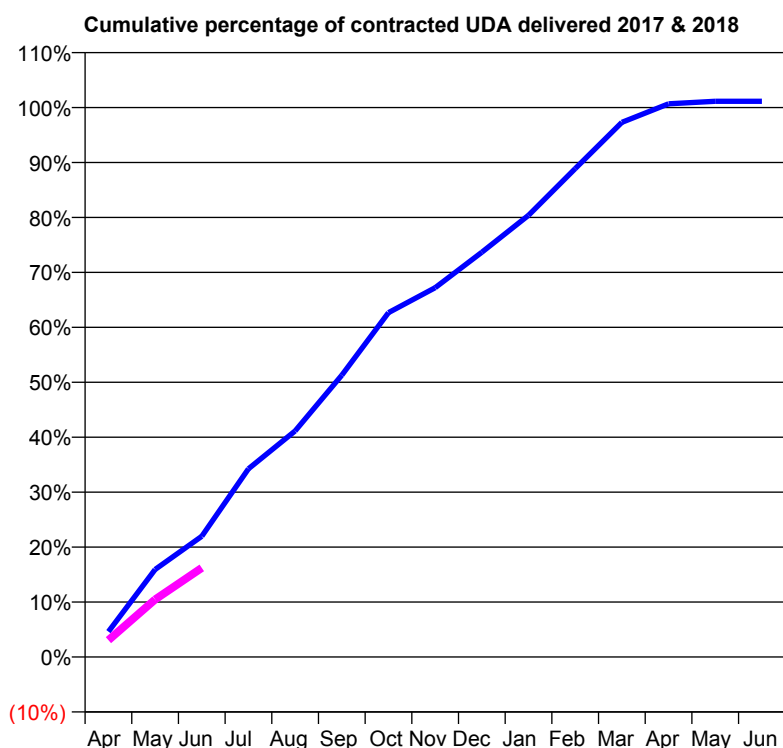
17/18 Contracted general activity (UDA)	7,250
Carry forward general activity (UDA)	0
17/18 Contracted orthodontic activity (UOA)	0
Carry forward orthodontic activity (UOA)	0
Baseline contract value	£188,868.85

ACCESS*

Patients seen in 24 months	Total	Change since previous quarter
Quarter ending June 2016	2,468	
Quarter ending September 2016	2,532	↑
Quarter ending December 2016	2,490	↓
Quarter ending March 2017	2,446	↓
Quarter ending June 2017	2,421	↓
Variance since June 2016	(1.9%)	↓



ACTIVITY



Adjusted Scheduled Activity (UDA)		
Month	2017	2018
April	335	223
May	1,155	759
June	1,593	1,177
July	2,483	
August	2,982	
September	3,719	
October	4,543	
November	4,873	
December	5,341	
January	5,828	
February	6,443	
March	7,055	
April	7,299	
May	7,332	
June	7,332	

QUALITY

	Quantity	Base Number	Contract	AT	Region	England
% of FP17s for the same patient ID Re-attending within 3 months - Children	11	196	5.6%	10.2%	11.6%	12.0%
% of FP17s for the same patient ID Re-attending within 3 months - Adults	83	502	16.5%	14.6%	15.9%	16.0%
% of FP17s for the same patient ID Re-attending between 3 & 9 months - Children	130	196	66.3%	59.5%	60.4%	58.0%
% of FP17s for the same patient ID Re-attending between 3 & 9 months - Adults	284	502	56.6%	51.5%	52.3%	50.9%
% of FP17s for Band 1 Urgent Courses	40	574	7.0%	10.3%	9.5%	9.1%
% of FP17s Relating to Free Repair or Replacements	4	574	0.7%	0.8%	0.7%	0.8%
% of FP17s Relating to Continuations	12	574	2.1%	1.2%	1.0%	1.1%
% of Patients satisfied with the dentistry they have received	3	4	N/A	91.8%	91.9%	91.7%
% of Patients satisfied with the time they had to wait for an appointment	3	4	N/A	87.0%	88.0%	88.0%

* This is based on patients treated on this contract for their most recent course of treatment. Figures in italics indicate the base number of FP17s or Patient Questionnaire responses are less than 100. N/A is shown where the base number of responses is less than 10 during the period. % is calculated as Quantity/Base number*100

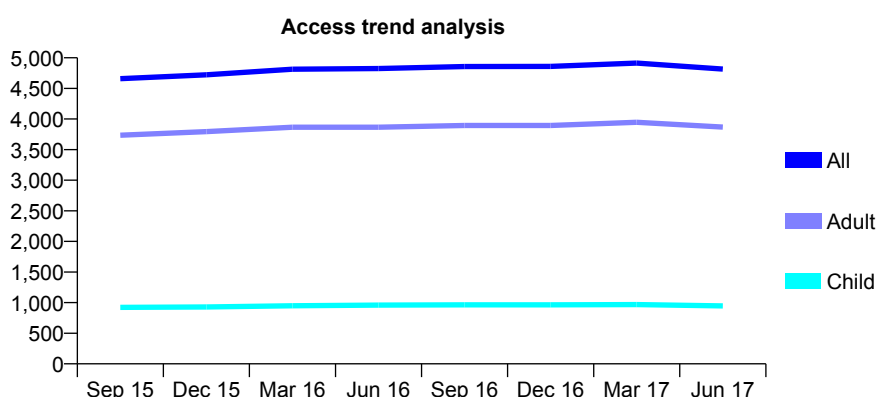
Q66 - Vital Signs At a Glance Contract Report for 197521/0001 - June 2017

Name or company name	Fresh Dental Health Care Limited
Contract type name	PDS Plus Contract
Purpose of contract	General
Contract start date	01/04/2010
Contract end date	30/06/2020

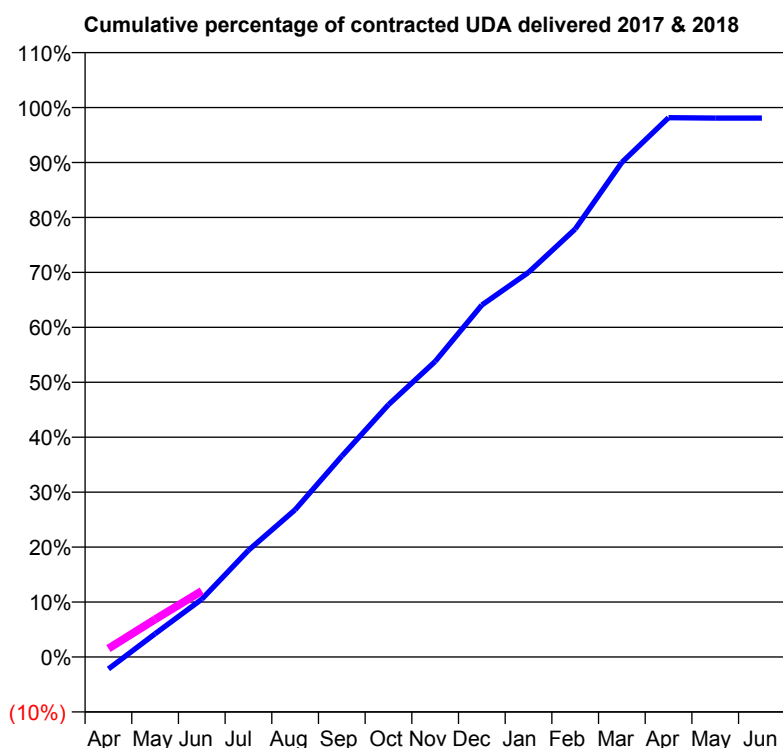
17/18 Contracted general activity (UDA)	14,300
Carry forward general activity (UDA)	0
17/18 Contracted orthodontic activity (UOA)	0
Carry forward orthodontic activity (UOA)	0
Baseline contract value	£233,018.41

ACCESS*

Patients seen in 24 months	Total	Change since previous quarter
Quarter ending June 2016	4,825	
Quarter ending September 2016	4,857	→
Quarter ending December 2016	4,859	→
Quarter ending March 2017	4,915	→
Quarter ending June 2017	4,815	↓
Variance since June 2016	(0.2%)	→



ACTIVITY



Adjusted Scheduled Activity (UDA)		
Month	2017	2018
April	-313	219
May	607	979
June	1,504	1,720
July	2,777	
August	3,834	
September	5,227	
October	6,566	
November	7,690	
December	9,158	
January	10,011	
February	11,137	
March	12,873	
April	14,034	
May	14,023	
June	14,025	

QUALITY

	Quantity	Base Number	Contract	AT	Region	England
% of FP17s for the same patient ID Re-attending within 3 months - Children	27	229	11.8%	10.2%	11.6%	12.0%
% of FP17s for the same patient ID Re-attending within 3 months - Adults	171	936	18.3%	14.6%	15.9%	16.0%
% of FP17s for the same patient ID Re-attending between 3 & 9 months - Children	120	229	52.4%	59.5%	60.4%	58.0%
% of FP17s for the same patient ID Re-attending between 3 & 9 months - Adults	449	936	48.0%	51.5%	52.3%	50.9%
% of FP17s for Band 1 Urgent Courses	109	799	13.6%	10.3%	9.5%	9.1%
% of FP17s Relating to Free Repair or Replacements	6	799	0.8%	0.8%	0.7%	0.8%
% of FP17s Relating to Continuations	5	799	0.6%	1.2%	1.0%	1.1%
% of Patients satisfied with the dentistry they have received	12	13	92.3%	91.8%	91.9%	91.7%
% of Patients satisfied with the time they had to wait for an appointment	12	13	92.3%	87.0%	88.0%	88.0%

* This is based on patients treated on this contract for their most recent course of treatment. Figures in italics indicate the base number of FP17s or Patient Questionnaire responses are less than 100. N/A is shown where the base number of responses is less than 10 during the period. % is calculated as Quantity/Base number*100

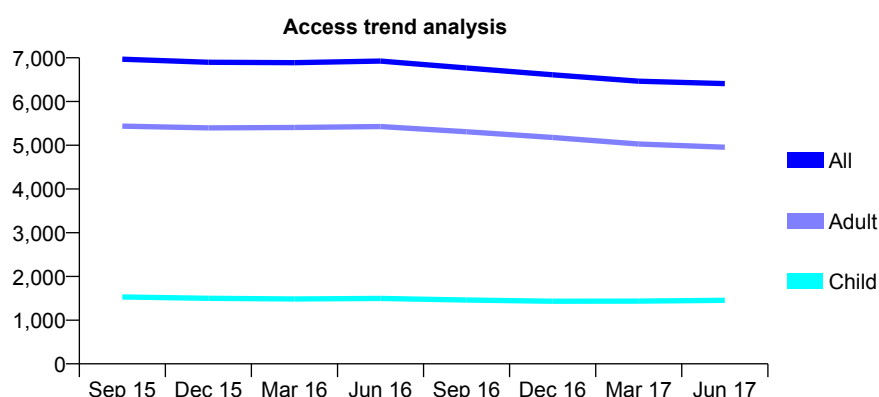
Q66 - Vital Signs At a Glance Contract Report for 197971/0001 - June 2017

Name or company name	Maidwell Dental Practice Limited
Contract type name	GDS Contract
Purpose of contract	General
Contract start date	01/08/2010
Contract end date	

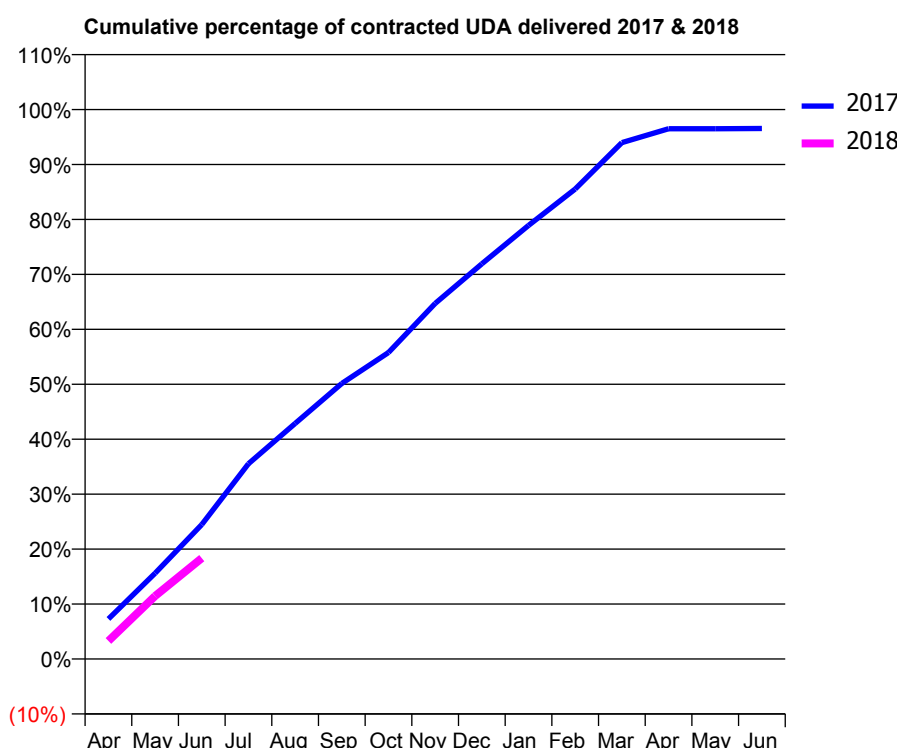
17/18 Contracted general activity (UDA)	16,293
Carry forward general activity (UDA)	0
17/18 Contracted orthodontic activity (UOA)	0
Carry forward orthodontic activity (UOA)	0
Baseline contract value	£428,607.35

ACCESS*

Patients seen in 24 months	Total	Change since previous quarter
Quarter ending June 2016	6,924	
Quarter ending September 2016	6,768	↓
Quarter ending December 2016	6,610	↓
Quarter ending March 2017	6,464	↓
Quarter ending June 2017	6,409	→
Variance since June 2016	(7.4%)	↓



ACTIVITY



Adjusted Scheduled Activity (UDA)		
Month	2017	2018
April	1,189	536
May	2,544	1,868
June	3,986	2,991
July	5,789	
August	6,986	
September	8,169	
October	9,087	
November	10,543	
December	11,716	
January	12,855	
February	13,934	
March	15,312	
April	15,721	
May	15,724	
June	15,730	

QUALITY

	Quantity	Base Number	Contract	AT	Region	England
% of FP17s for the same patient ID Re-attending within 3 months - Children	15	435	3.4%	10.2%	11.6%	12.0%
% of FP17s for the same patient ID Re-attending within 3 months - Adults	155	1,342	11.5%	14.6%	15.9%	16.0%
% of FP17s for the same patient ID Re-attending between 3 & 9 months - Children	173	435	39.8%	59.5%	60.4%	58.0%
% of FP17s for the same patient ID Re-attending between 3 & 9 months - Adults	608	1,342	45.3%	51.5%	52.3%	50.9%
% of FP17s for Band 1 Urgent Courses	67	1,566	4.3%	10.3%	9.5%	9.1%
% of FP17s Relating to Free Repair or Replacements	0	1,566	0.0%	0.8%	0.7%	0.8%
% of FP17s Relating to Continuations	43	1,566	2.7%	1.2%	1.0%	1.1%
% of Patients satisfied with the dentistry they have received	10	12	83.3%	91.8%	91.9%	91.7%
% of Patients satisfied with the time they had to wait for an appointment	10	12	83.3%	87.0%	88.0%	88.0%

* This is based on patients treated on this contract for their most recent course of treatment. Figures in italics indicate the base number of FP17s or Patient Questionnaire responses are less than 100. N/A is shown where the base number of responses is less than 10 during the period. % is calculated as Quantity/Base number*100

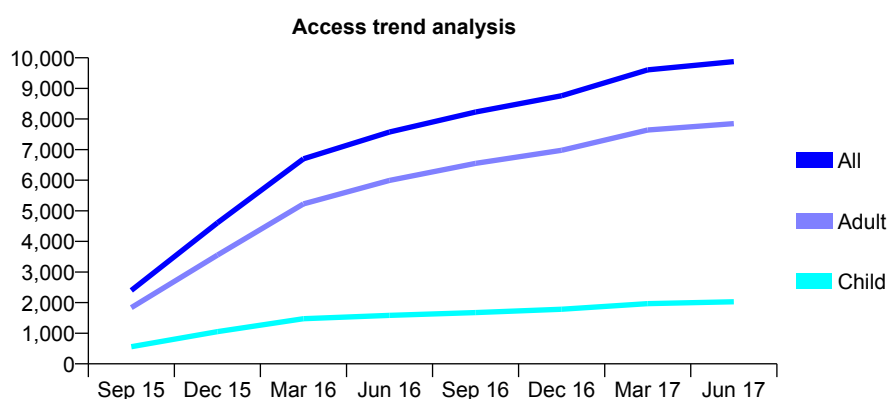
Q66 - Vital Signs At a Glance Contract Report for 198382/0001 - June 2017

Name or company name	Bond Street Dental Partners
Contract type name	GDS Contract
Purpose of contract	General
Contract start date	01/07/2015
Contract end date	

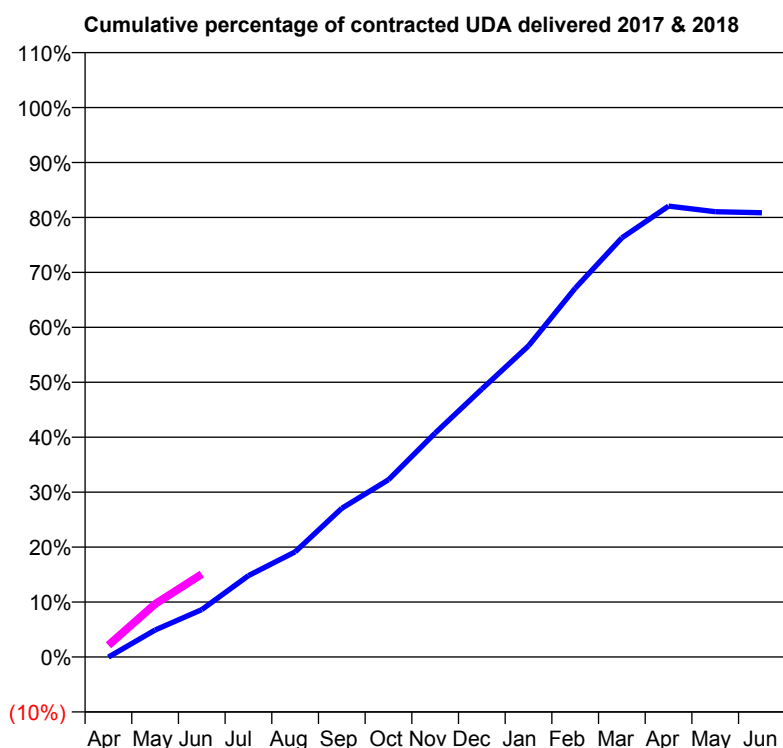
17/18 Contracted general activity (UDA)	33,000
Carry forward general activity (UDA)	0
17/18 Contracted orthodontic activity (UOA)	0
Carry forward orthodontic activity (UOA)	0
Baseline contract value	£855,978.67

ACCESS*

Patients seen in 24 months	Total	Change since previous quarter
Quarter ending June 2016	7,574	
Quarter ending September 2016	8,227	↑
Quarter ending December 2016	8,762	↑
Quarter ending March 2017	9,606	↑
Quarter ending June 2017	9,876	↑
Variance since June 2016	30.4%	↑



ACTIVITY



Adjusted Scheduled Activity (UDA)		
Month	2017	2018
April	-13	709
May	1,624	3,184
June	2,847	4,978
July	4,892	
August	6,311	
September	8,937	
October	10,645	
November	13,453	
December	16,096	
January	18,689	
February	22,148	
March	25,173	
April	27,077	
May	26,740	
June	26,678	

QUALITY

	Quantity	Base Number	Contract	AT	Region	England
% of FP17s for the same patient ID Re-attending within 3 months - Children	53	538	9.9%	10.2%	11.6%	12.0%
% of FP17s for the same patient ID Re-attending within 3 months - Adults	463	2,009	23.0%	14.6%	15.9%	16.0%
% of FP17s for the same patient ID Re-attending between 3 & 9 months - Children	227	538	42.2%	59.5%	60.4%	58.0%
% of FP17s for the same patient ID Re-attending between 3 & 9 months - Adults	687	2,009	34.2%	51.5%	52.3%	50.9%
% of FP17s for Band 1 Urgent Courses	277	1,988	13.9%	10.3%	9.5%	9.1%
% of FP17s Relating to Free Repair or Replacements	36	1,988	1.8%	0.8%	0.7%	0.8%
% of FP17s Relating to Continuations	23	1,988	1.2%	1.2%	1.0%	1.1%
% of Patients satisfied with the dentistry they have received	21	24	87.5%	91.8%	91.9%	91.7%
% of Patients satisfied with the time they had to wait for an appointment	20	24	83.3%	87.0%	88.0%	88.0%

* This is based on patients treated on this contract for their most recent course of treatment. Figures in italics indicate the base number of FP17s or Patient Questionnaire responses are less than 100. N/A is shown where the base number of responses is less than 10 during the period. % is calculated as Quantity/Base number*100

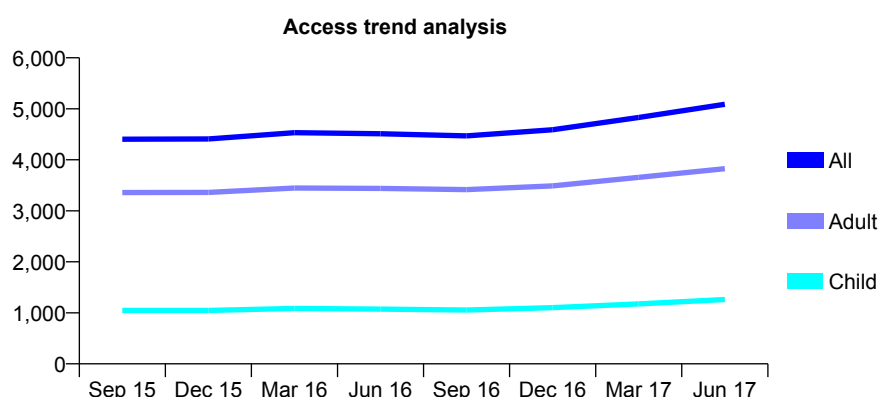
Q66 - Vital Signs At a Glance Contract Report for 199109/0001 - June 2017

Name or company name	Central Park Dental Practice Limited
Contract type name	GDS Contract
Purpose of contract	General
Contract start date	01/04/2010
Contract end date	

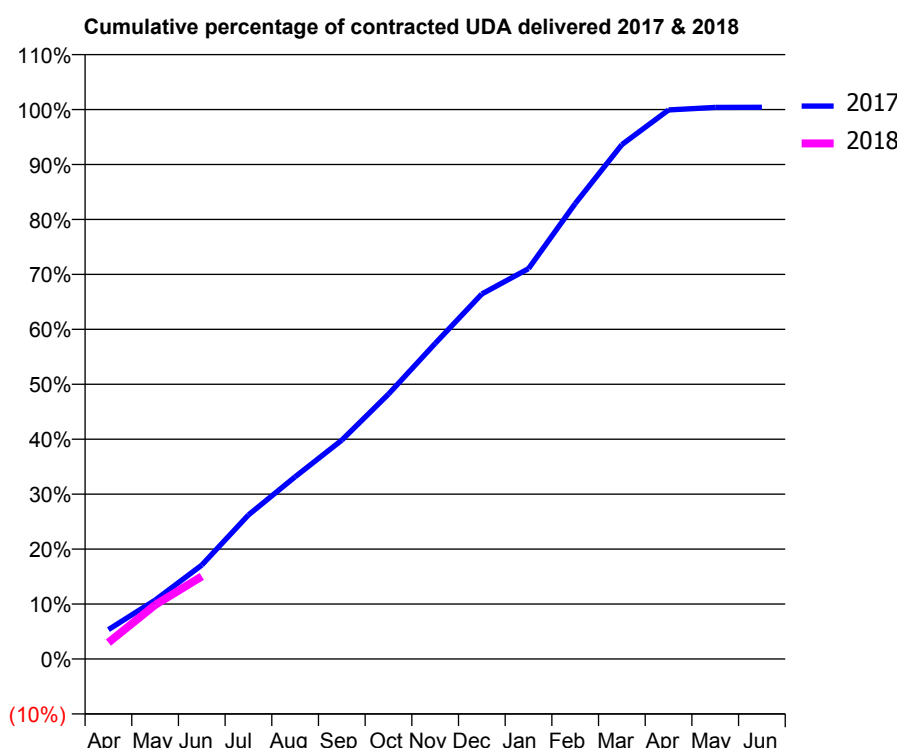
17/18 Contracted general activity (UDA)	18,000
Carry forward general activity (UDA)	0
17/18 Contracted orthodontic activity (UOA)	0
Carry forward orthodontic activity (UOA)	0
Baseline contract value	£452,559.62

ACCESS*

Patients seen in 24 months	Total	Change since previous quarter
Quarter ending June 2016	4,512	
Quarter ending September 2016	4,470	→
Quarter ending December 2016	4,590	↑
Quarter ending March 2017	4,830	↑
Quarter ending June 2017	5,089	↑
Variance since June 2016	12.8%	↑



ACTIVITY



Adjusted Scheduled Activity (UDA)		
Month	2017	2018
April	749	540
May	1,500	1,771
June	2,395	2,706
July	3,672	
August	4,644	
September	5,577	
October	6,748	
November	8,039	
December	9,301	
January	9,946	
February	11,604	
March	13,105	
April	13,990	
May	14,053	
June	14,056	

QUALITY

	Quantity	Base Number	Contract	AT	Region	England
% of FP17s for the same patient ID Re-attending within 3 months - Children	25	432	5.8%	10.2%	11.6%	12.0%
% of FP17s for the same patient ID Re-attending within 3 months - Adults	186	1,243	15.0%	14.6%	15.9%	16.0%
% of FP17s for the same patient ID Re-attending between 3 & 9 months - Children	208	432	48.1%	59.5%	60.4%	58.0%
% of FP17s for the same patient ID Re-attending between 3 & 9 months - Adults	549	1,243	44.2%	51.5%	52.3%	50.9%
% of FP17s for Band 1 Urgent Courses	104	1,289	8.1%	10.3%	9.5%	9.1%
% of FP17s Relating to Free Repair or Replacements	11	1,289	0.9%	0.8%	0.7%	0.8%
% of FP17s Relating to Continuations	34	1,289	2.6%	1.2%	1.0%	1.1%
% of Patients satisfied with the dentistry they have received	32	35	91.4%	91.8%	91.9%	91.7%
% of Patients satisfied with the time they had to wait for an appointment	33	35	94.3%	87.0%	88.0%	88.0%

* This is based on patients treated on this contract for their most recent course of treatment. Figures in italics indicate the base number of FP17s or Patient Questionnaire responses are less than 100. N/A is shown where the base number of responses is less than 10 during the period. % is calculated as Quantity/Base number*100

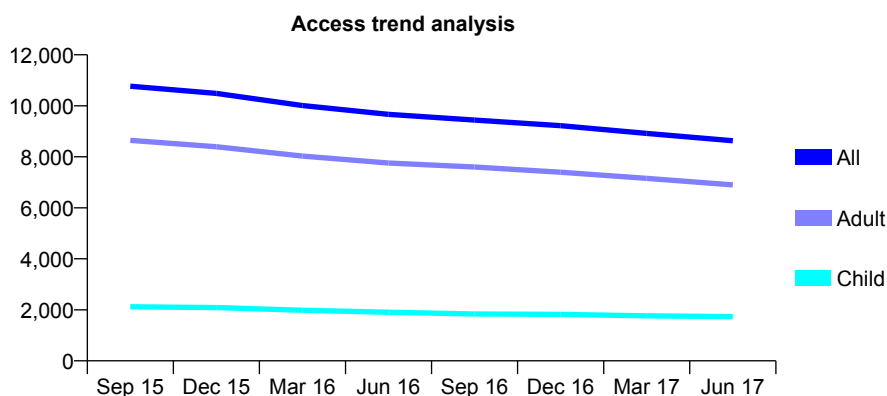
Q66 - Vital Signs At a Glance Contract Report for 199222/0001 - June 2017

Name or company name	Green Lane Dental Practice Partnership
Contract type name	GDS Contract
Purpose of contract	General
Contract start date	24/01/2013
Contract end date	

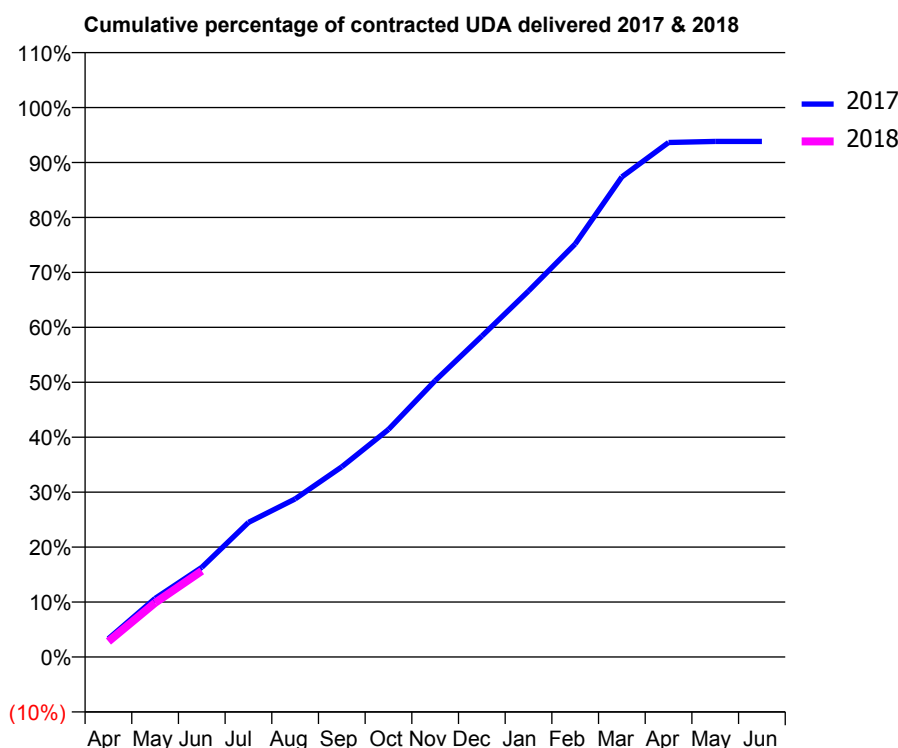
17/18 Contracted general activity (UDA)	30,211
Carry forward general activity (UDA)	0
17/18 Contracted orthodontic activity (UOA)	0
Carry forward orthodontic activity (UOA)	0
Baseline contract value	£783,702.11

ACCESS*

Patients seen in 24 months	Total	Change since previous quarter
Quarter ending June 2016	9,666	
Quarter ending September 2016	9,441	↓
Quarter ending December 2016	9,221	↓
Quarter ending March 2017	8,917	↓
Quarter ending June 2017	8,630	↓
Variance since June 2016	(10.7%)	↓



ACTIVITY



Adjusted Scheduled Activity (UDA)		
Month	2017	2018
April	761	855
May	2,426	2,978
June	3,711	4,732
July	5,572	
August	6,543	
September	7,873	
October	9,416	
November	11,436	
December	13,282	
January	15,148	
February	17,093	
March	19,869	
April	21,293	
May	21,335	
June	21,336	

QUALITY

	Quantity	Base Number	Contract	AT	Region	England
% of FP17s for the same patient ID Re-attending within 3 months - Children	22	593	3.7%	10.2%	11.6%	12.0%
% of FP17s for the same patient ID Re-attending within 3 months - Adults	298	2,224	13.4%	14.6%	15.9%	16.0%
% of FP17s for the same patient ID Re-attending between 3 & 9 months - Children	218	593	36.8%	59.5%	60.4%	58.0%
% of FP17s for the same patient ID Re-attending between 3 & 9 months - Adults	821	2,224	36.9%	51.5%	52.3%	50.9%
% of FP17s for Band 1 Urgent Courses	185	2,248	8.2%	10.3%	9.5%	9.1%
% of FP17s Relating to Free Repair or Replacements	18	2,248	0.8%	0.8%	0.7%	0.8%
% of FP17s Relating to Continuations	35	2,248	1.6%	1.2%	1.0%	1.1%
% of Patients satisfied with the dentistry they have received	19	22	86.4%	91.8%	91.9%	91.7%
% of Patients satisfied with the time they had to wait for an appointment	19	22	86.4%	87.0%	88.0%	88.0%

* This is based on patients treated on this contract for their most recent course of treatment. Figures in italics indicate the base number of FP17s or Patient Questionnaire responses are less than 100. N/A is shown where the base number of responses is less than 10 during the period. % is calculated as Quantity/Base number*100

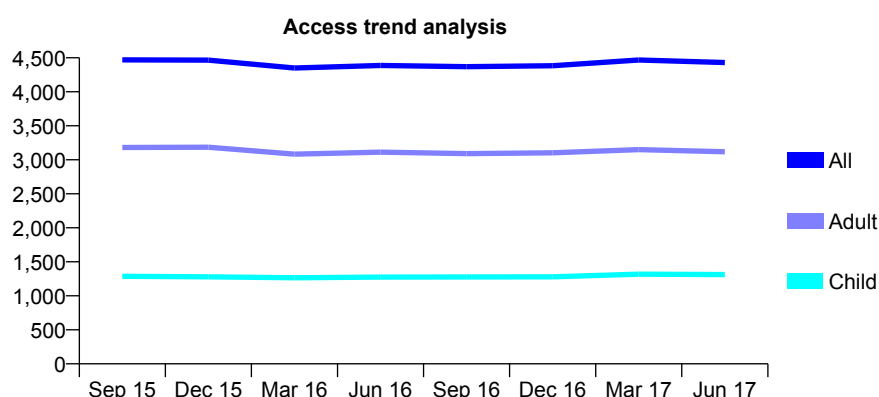
Q66 - Vital Signs At a Glance Contract Report for 199672/0001 - June 2017

Name or company name	Murgelas Practice Management Ltd
Contract type name	GDS Contract
Purpose of contract	General
Contract start date	01/06/2010
Contract end date	

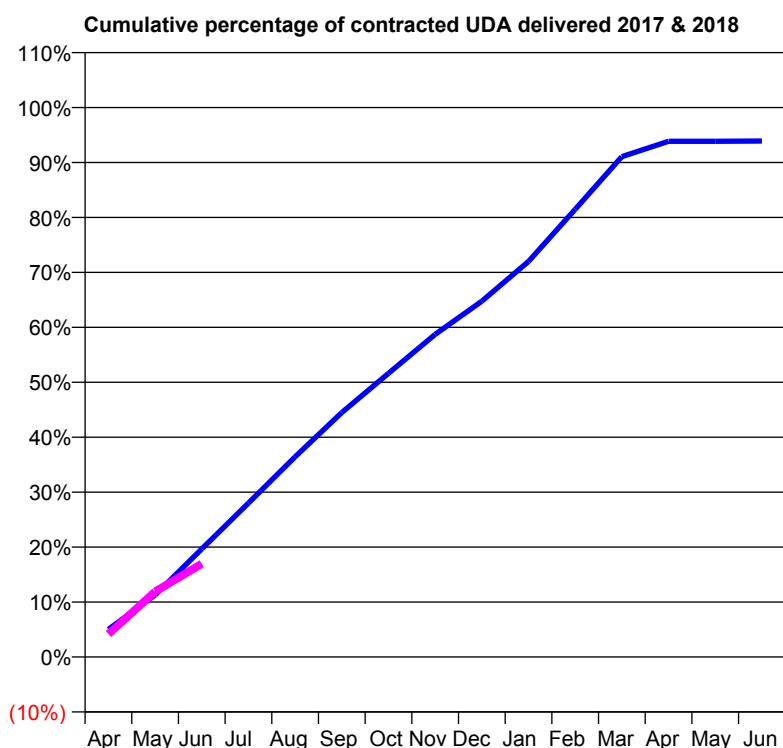
17/18 Contracted general activity (UDA)	14,230
Carry forward general activity (UDA)	0
17/18 Contracted orthodontic activity (UOA)	0
Carry forward orthodontic activity (UOA)	0
Baseline contract value	£368,456.17

ACCESS*

Patients seen in 24 months	Total	Change since previous quarter
Quarter ending June 2016	4,388	
Quarter ending September 2016	4,369	→
Quarter ending December 2016	4,383	→
Quarter ending March 2017	4,468	→
Quarter ending June 2017	4,431	→
Variance since June 2016	1.0%	→



ACTIVITY



Adjusted Scheduled Activity (UDA)		
Month	2017	2018
April	717	594
May	1,606	1,693
June	2,799	2,414
July	3,988	
August	5,187	
September	6,332	
October	7,345	
November	8,355	
December	9,214	
January	10,243	
February	11,596	
March	12,958	
April	13,356	
May	13,356	
June	13,363	

QUALITY

	Quantity	Base Number	Contract	AT	Region	England
% of FP17s for the same patient ID Re-attending within 3 months - Children	20	425	4.7%	10.2%	11.6%	12.0%
% of FP17s for the same patient ID Re-attending within 3 months - Adults	133	808	16.5%	14.6%	15.9%	16.0%
% of FP17s for the same patient ID Re-attending between 3 & 9 months - Children	293	425	68.9%	59.5%	60.4%	58.0%
% of FP17s for the same patient ID Re-attending between 3 & 9 months - Adults	370	808	45.8%	51.5%	52.3%	50.9%
% of FP17s for Band 1 Urgent Courses	101	1,071	9.4%	10.3%	9.5%	9.1%
% of FP17s Relating to Free Repair or Replacements	7	1,071	0.7%	0.8%	0.7%	0.8%
% of FP17s Relating to Continuations	18	1,071	1.7%	1.2%	1.0%	1.1%
% of Patients satisfied with the dentistry they have received	6	8	N/A	91.8%	91.9%	91.7%
% of Patients satisfied with the time they had to wait for an appointment	7	8	N/A	87.0%	88.0%	88.0%

* This is based on patients treated on this contract for their most recent course of treatment. Figures in italics indicate the base number of FP17s or Patient Questionnaire responses are less than 100. N/A is shown where the base number of responses is less than 10 during the period. % is calculated as Quantity/Base number*100

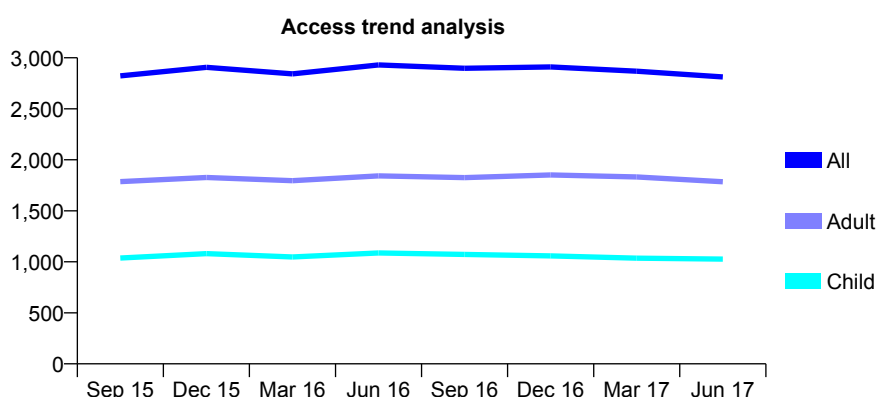
Q66 - Vital Signs At a Glance Contract Report for 199982/0001 - June 2017

Name or company name	The White House Dental Surgery
Contract type name	GDS Contract
Purpose of contract	General
Contract start date	01/11/2007
Contract end date	

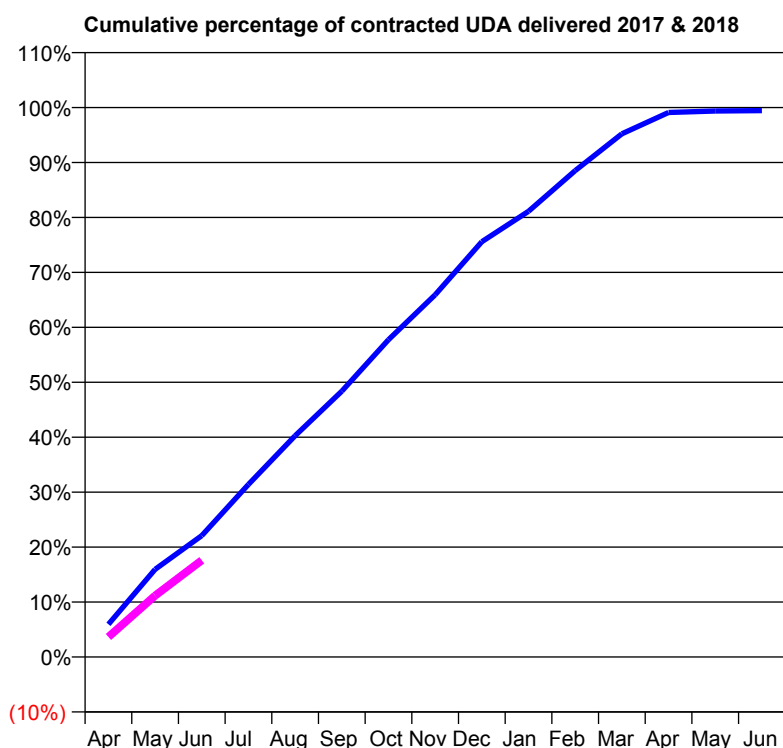
17/18 Contracted general activity (UDA)	7,461
Carry forward general activity (UDA)	0
17/18 Contracted orthodontic activity (UOA)	0
Carry forward orthodontic activity (UOA)	0
Baseline contract value	£170,251.95

ACCESS*

Patients seen in 24 months	Total	Change since previous quarter
Quarter ending June 2016	2,930	
Quarter ending September 2016	2,898	↓
Quarter ending December 2016	2,910	→
Quarter ending March 2017	2,868	↓
Quarter ending June 2017	2,812	↓
Variance since June 2016	(4.0%)	↓



ACTIVITY



Adjusted Scheduled Activity (UDA)		
Month	2017	2018
April	444	272
May	1,190	834
June	1,648	1,313
July	2,344	
August	3,005	
September	3,610	
October	4,309	
November	4,919	
December	5,639	
January	6,051	
February	6,604	
March	7,105	
April	7,393	
May	7,414	
June	7,419	

QUALITY

	Quantity	Base Number	Contract	AT	Region	England
% of FP17s for the same patient ID Re-attending within 3 months - Children	21	350	6.0%	10.2%	11.6%	12.0%
% of FP17s for the same patient ID Re-attending within 3 months - Adults	76	614	12.4%	14.6%	15.9%	16.0%
% of FP17s for the same patient ID Re-attending between 3 & 9 months - Children	239	350	68.3%	59.5%	60.4%	58.0%
% of FP17s for the same patient ID Re-attending between 3 & 9 months - Adults	387	614	63.0%	51.5%	52.3%	50.9%
% of FP17s for Band 1 Urgent Courses	39	798	4.9%	10.3%	9.5%	9.1%
% of FP17s Relating to Free Repair or Replacements	9	798	1.1%	0.8%	0.7%	0.8%
% of FP17s Relating to Continuations	14	798	1.8%	1.2%	1.0%	1.1%
% of Patients satisfied with the dentistry they have received	2	2	N/A	91.8%	91.9%	91.7%
% of Patients satisfied with the time they had to wait for an appointment	2	2	N/A	87.0%	88.0%	88.0%

* This is based on patients treated on this contract for their most recent course of treatment. Figures in italics indicate the base number of FP17s or Patient Questionnaire responses are less than 100. N/A is shown where the base number of responses is less than 10 during the period. % is calculated as Quantity/Base number*100

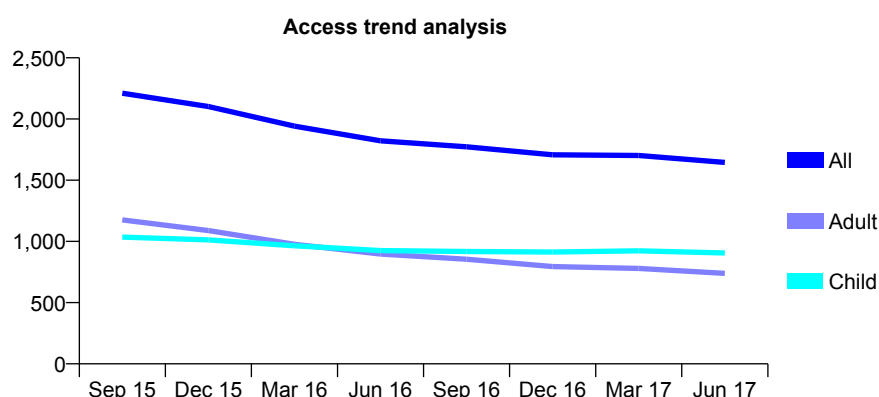
Q66 - Vital Signs At a Glance Contract Report for 199990/0003 - June 2017

Name or company name	Endsleigh Dental Practices Limited
Contract type name	GDS Contract
Purpose of contract	General
Contract start date	01/09/2006
Contract end date	

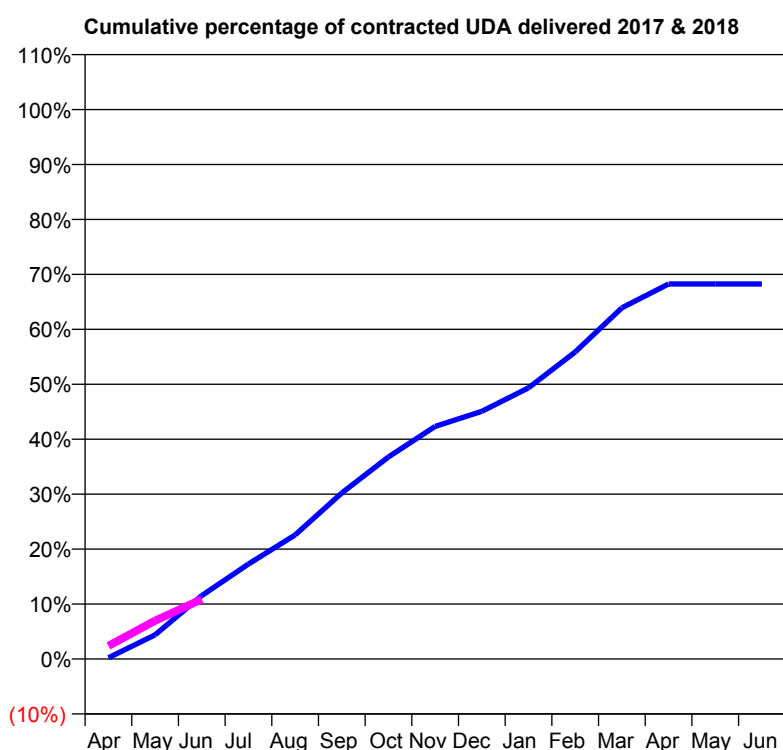
17/18 Contracted general activity (UDA)	4,000
Carry forward general activity (UDA)	0
17/18 Contracted orthodontic activity (UOA)	0
Carry forward orthodontic activity (UOA)	0
Baseline contract value	£106,377.44

ACCESS*

Patients seen in 24 months	Total	Change since previous quarter
Quarter ending June 2016	1,822	
Quarter ending September 2016	1,773	↓
Quarter ending December 2016	1,708	↓
Quarter ending March 2017	1,702	→
Quarter ending June 2017	1,645	↓
Variance since June 2016	(9.7%)	↓



ACTIVITY



Adjusted Scheduled Activity (UDA)		
Month	2017	2018
April	10	96
May	177	279
June	462	435
July	692	
August	903	
September	1,209	
October	1,471	
November	1,694	
December	1,803	
January	1,973	
February	2,235	
March	2,556	
April	2,730	
May	2,730	
June	2,730	

QUALITY

	Quantity	Base Number	Contract	AT	Region	England
% of FP17s for the same patient ID Re-attending within 3 months - Children	18	278	6.5%	10.2%	11.6%	12.0%
% of FP17s for the same patient ID Re-attending within 3 months - Adults	7	161	4.3%	14.6%	15.9%	16.0%
% of FP17s for the same patient ID Re-attending between 3 & 9 months - Children	153	278	55.0%	59.5%	60.4%	58.0%
% of FP17s for the same patient ID Re-attending between 3 & 9 months - Adults	91	161	56.5%	51.5%	52.3%	50.9%
% of FP17s for Band 1 Urgent Courses	16	334	4.8%	10.3%	9.5%	9.1%
% of FP17s Relating to Free Repair or Replacements	0	334	0.0%	0.8%	0.7%	0.8%
% of FP17s Relating to Continuations	4	334	1.2%	1.2%	1.0%	1.1%
% of Patients satisfied with the dentistry they have received	2	2	N/A	91.8%	91.9%	91.7%
% of Patients satisfied with the time they had to wait for an appointment	2	2	N/A	87.0%	88.0%	88.0%

* This is based on patients treated on this contract for their most recent course of treatment. Figures in italics indicate the base number of FP17s or Patient Questionnaire responses are less than 100. N/A is shown where the base number of responses is less than 10 during the period. % is calculated as Quantity/Base number*100

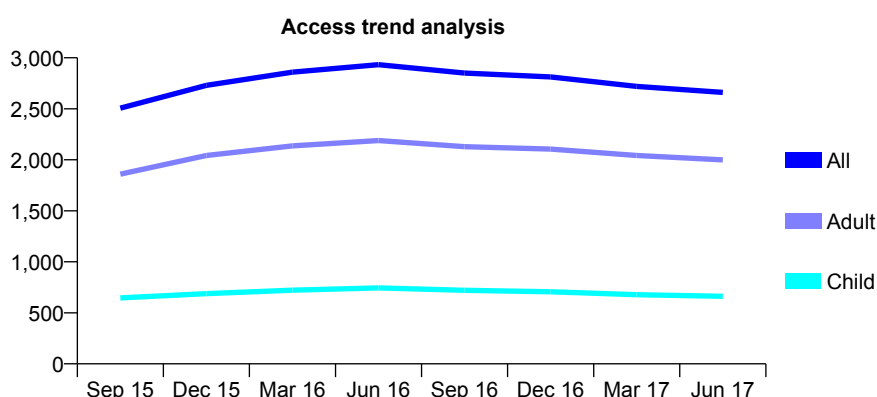
Q66 - Vital Signs At a Glance Contract Report for 221171/0001 - June 2017

Name or company name	MR MB RETALLACK
Contract type name	GDS Contract
Purpose of contract	General
Contract start date	01/08/2008
Contract end date	

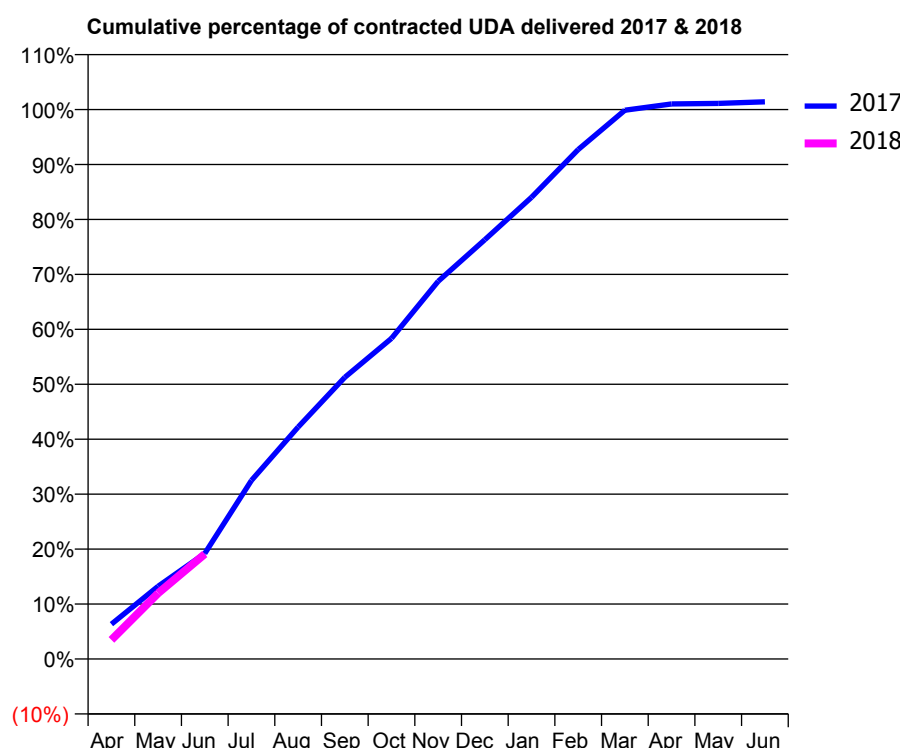
17/18 Contracted general activity (UDA)	6,500
Carry forward general activity (UDA)	0
17/18 Contracted orthodontic activity (UOA)	0
Carry forward orthodontic activity (UOA)	0
Baseline contract value	£153,688.17

ACCESS*

Patients seen in 24 months	Total	Change since previous quarter
Quarter ending June 2016	2,933	
Quarter ending September 2016	2,850	↓
Quarter ending December 2016	2,812	↓
Quarter ending March 2017	2,720	↓
Quarter ending June 2017	2,661	↓
Variance since June 2016	(9.3%)	↓



ACTIVITY



Adjusted Scheduled Activity (UDA)		
Month	2017	2018
April	413	226
May	861	778
June	1,249	1,243
July	2,113	
August	2,744	
September	3,332	
October	3,793	
November	4,469	
December	4,960	
January	5,461	
February	6,026	
March	6,491	
April	6,566	
May	6,572	
June	6,591	

QUALITY

	Quantity	Base Number	Contract	AT	Region	England
% of FP17s for the same patient ID Re-attending within 3 months - Children	14	185	7.6%	10.2%	11.6%	12.0%
% of FP17s for the same patient ID Re-attending within 3 months - Adults	61	488	12.5%	14.6%	15.9%	16.0%
% of FP17s for the same patient ID Re-attending between 3 & 9 months - Children	76	185	41.1%	59.5%	60.4%	58.0%
% of FP17s for the same patient ID Re-attending between 3 & 9 months - Adults	229	488	46.9%	51.5%	52.3%	50.9%
% of FP17s for Band 1 Urgent Courses	58	626	9.3%	10.3%	9.5%	9.1%
% of FP17s Relating to Free Repair or Replacements	22	626	3.5%	0.8%	0.7%	0.8%
% of FP17s Relating to Continuations	6	626	1.0%	1.2%	1.0%	1.1%
% of Patients satisfied with the dentistry they have received	7	7	N/A	91.8%	91.9%	91.7%
% of Patients satisfied with the time they had to wait for an appointment	7	7	N/A	87.0%	88.0%	88.0%

* This is based on patients treated on this contract for their most recent course of treatment. Figures in italics indicate the base number of FP17s or Patient Questionnaire responses are less than 100. N/A is shown where the base number of responses is less than 10 during the period. % is calculated as Quantity/Base number*100

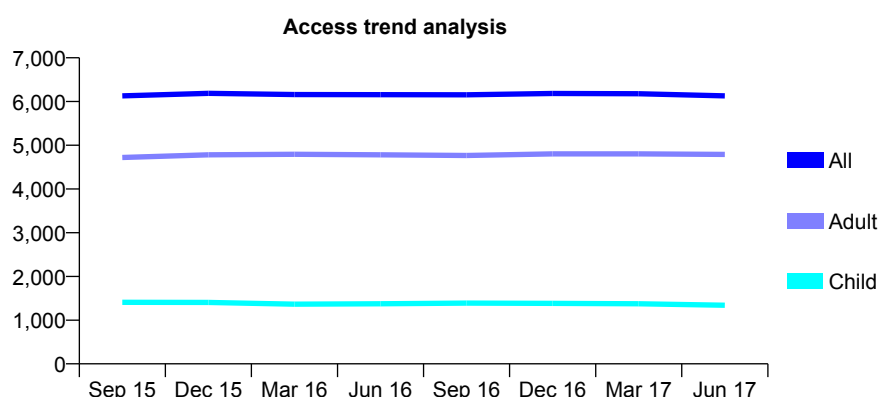
Q66 - Vital Signs At a Glance Contract Report for 229342/0001 - June 2017

Name or company name	MR IJ MILLS
Contract type name	GDS Contract
Purpose of contract	General and Orthodontic
Contract start date	01/04/2006
Contract end date	

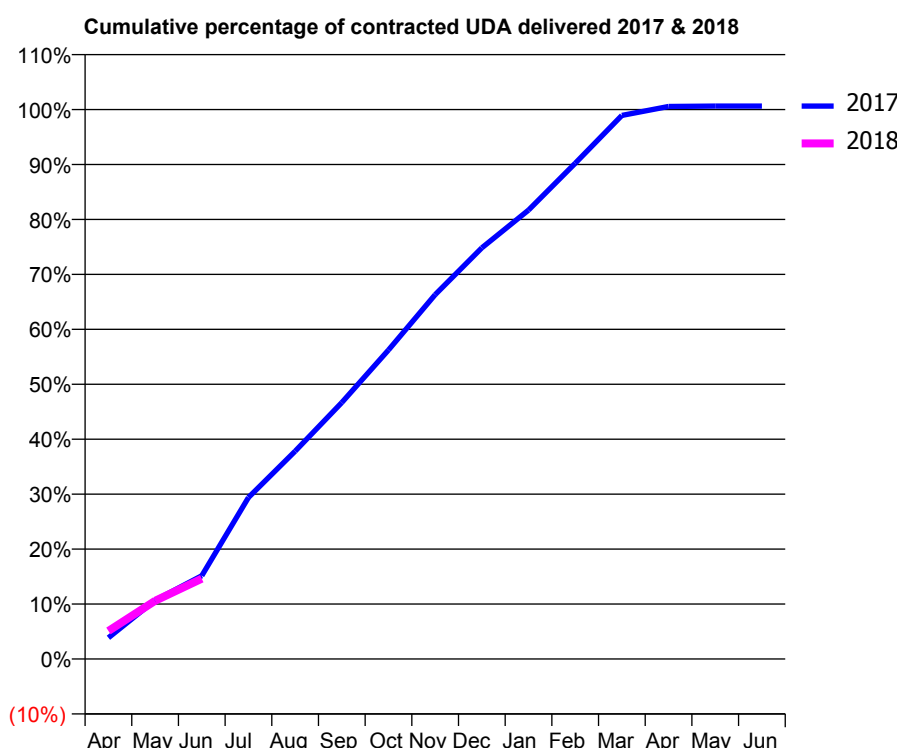
17/18 Contracted general activity (UDA)	17,489
Carry forward general activity (UDA)	0
17/18 Contracted orthodontic activity (UOA)	1,004
Carry forward orthodontic activity (UOA)	0
Baseline contract value	£781,368.17

ACCESS*

Patients seen in 24 months	Total	Change since previous quarter
Quarter ending June 2016	6,157	
Quarter ending September 2016	6,155	→
Quarter ending December 2016	6,185	→
Quarter ending March 2017	6,177	→
Quarter ending June 2017	6,130	→
Variance since June 2016	(0.4%)	→



ACTIVITY



Adjusted Scheduled Activity (UDA)		
Month	2017	2018
April	662	895
May	1,829	1,852
June	2,597	2,558
July	5,034	
August	6,478	
September	7,992	
October	9,629	
November	11,355	
December	12,816	
January	13,991	
February	15,448	
March	16,941	
April	17,218	
May	17,231	
June	17,232	

QUALITY

	Quantity	Base Number	Contract	AT	Region	England
% of FP17s for the same patient ID Re-attending within 3 months - Children	50	331	15.1%	10.2%	11.6%	12.0%
% of FP17s for the same patient ID Re-attending within 3 months - Adults	148	1,142	13.0%	14.6%	15.9%	16.0%
% of FP17s for the same patient ID Re-attending between 3 & 9 months - Children	180	331	54.4%	59.5%	60.4%	58.0%
% of FP17s for the same patient ID Re-attending between 3 & 9 months - Adults	659	1,142	57.7%	51.5%	52.3%	50.9%
% of FP17s for Band 1 Urgent Courses	98	1,296	7.6%	10.3%	9.5%	9.1%
% of FP17s Relating to Free Repair or Replacements	9	1,296	0.7%	0.8%	0.7%	0.8%
% of FP17s Relating to Continuations	27	1,296	2.1%	1.2%	1.0%	1.1%
% of Patients satisfied with the dentistry they have received	17	19	89.5%	91.8%	91.9%	91.7%
% of Patients satisfied with the time they had to wait for an appointment	19	19	100.0%	87.0%	88.0%	88.0%

* This is based on patients treated on this contract for their most recent course of treatment. Figures in italics indicate the base number of FP17s or Patient Questionnaire responses are less than 100. N/A is shown where the base number of responses is less than 10 during the period. % is calculated as Quantity/Base number*100

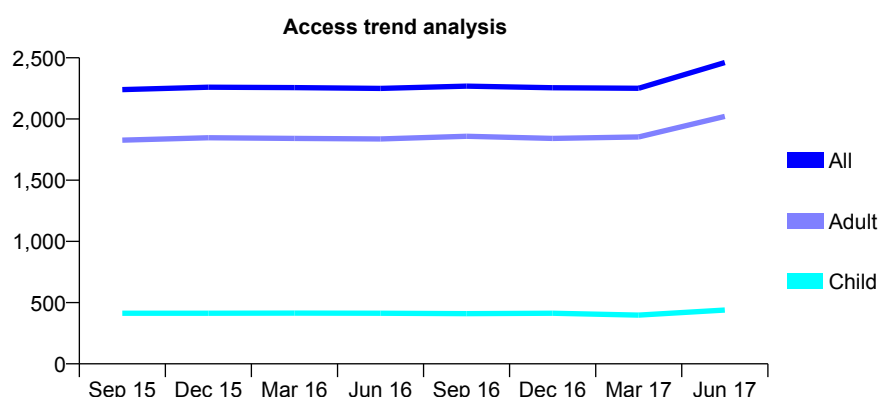
Q66 - Vital Signs At a Glance Contract Report for 230499/0001 - June 2017

Name or company name	Tregenna Hill Dental Surgery Partnership
Contract type name	GDS Contract
Purpose of contract	General
Contract start date	01/04/2006
Contract end date	

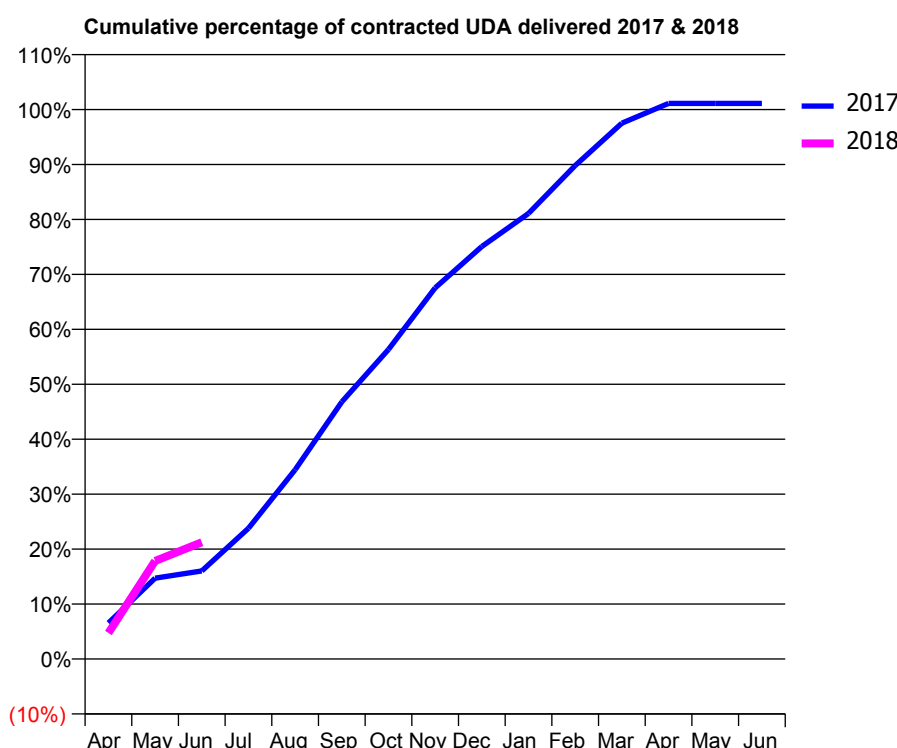
17/18 Contracted general activity (UDA)	8,530
Carry forward general activity (UDA)	0
17/18 Contracted orthodontic activity (UOA)	0
Carry forward orthodontic activity (UOA)	0
Baseline contract value	£221,037.04

ACCESS*

Patients seen in 24 months	Total	Change since previous quarter
Quarter ending June 2016	2,250	
Quarter ending September 2016	2,269	→
Quarter ending December 2016	2,255	→
Quarter ending March 2017	2,251	→
Quarter ending June 2017	2,461	↑
Variance since June 2016	9.4%	↑



ACTIVITY



Adjusted Scheduled Activity (UDA)		
Month	2017	2018
April	560	404
May	1,256	1,523
June	1,367	1,813
July	2,030	
August	2,938	
September	3,993	
October	4,805	
November	5,761	
December	6,404	
January	6,917	
February	7,660	
March	8,319	
April	8,624	
May	8,624	
June	8,624	

QUALITY

	Quantity	Base Number	Contract	AT	Region	England
% of FP17s for the same patient ID Re-attending within 3 months - Children	12	149	8.1%	10.2%	11.6%	12.0%
% of FP17s for the same patient ID Re-attending within 3 months - Adults	136	680	20.0%	14.6%	15.9%	16.0%
% of FP17s for the same patient ID Re-attending between 3 & 9 months - Children	32	149	21.5%	59.5%	60.4%	58.0%
% of FP17s for the same patient ID Re-attending between 3 & 9 months - Adults	148	680	21.8%	51.5%	52.3%	50.9%
% of FP17s for Band 1 Urgent Courses	70	717	9.8%	10.3%	9.5%	9.1%
% of FP17s Relating to Free Repair or Replacements	16	717	2.2%	0.8%	0.7%	0.8%
% of FP17s Relating to Continuations	33	717	4.6%	1.2%	1.0%	1.1%
% of Patients satisfied with the dentistry they have received	8	8	N/A	91.8%	91.9%	91.7%
% of Patients satisfied with the time they had to wait for an appointment	8	8	N/A	87.0%	88.0%	88.0%

* This is based on patients treated on this contract for their most recent course of treatment. Figures in italics indicate the base number of FP17s or Patient Questionnaire responses are less than 100. N/A is shown where the base number of responses is less than 10 during the period. % is calculated as Quantity/Base number*100

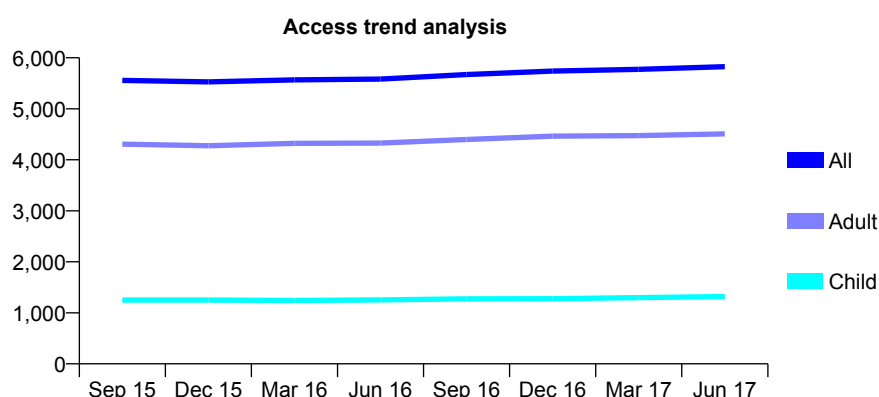
Q66 - Vital Signs At a Glance Contract Report for 235326/0001 - June 2017

Name or company name	MRS YS CHAN
Contract type name	GDS Contract
Purpose of contract	General
Contract start date	01/04/2006
Contract end date	

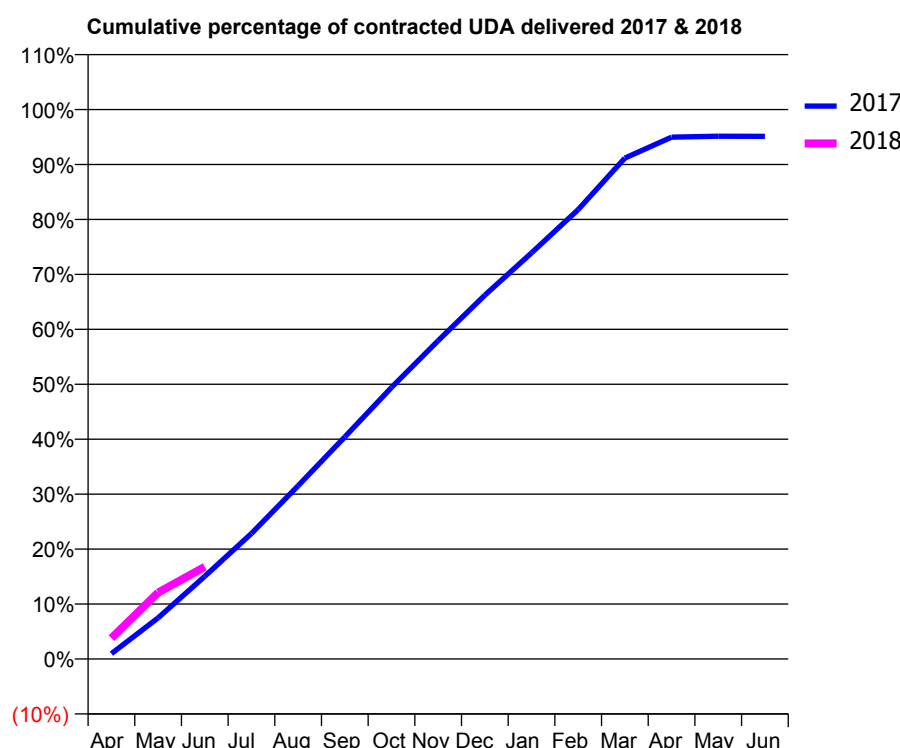
17/18 Contracted general activity (UDA)	14,000
Carry forward general activity (UDA)	0
17/18 Contracted orthodontic activity (UOA)	0
Carry forward orthodontic activity (UOA)	0
Baseline contract value	£359,091.79

ACCESS*

Patients seen in 24 months	Total	Change since previous quarter
Quarter ending June 2016	5,583	
Quarter ending September 2016	5,673	→
Quarter ending December 2016	5,740	→
Quarter ending March 2017	5,773	→
Quarter ending June 2017	5,827	→
Variance since June 2016	4.4%	↑



ACTIVITY



Adjusted Scheduled Activity (UDA)		
Month	2017	2018
April	138	533
May	1,047	1,694
June	2,109	2,349
July	3,199	
August	4,413	
September	5,658	
October	6,919	
November	8,112	
December	9,271	
January	10,346	
February	11,452	
March	12,761	
April	13,296	
May	13,321	
June	13,317	

QUALITY

	Quantity	Base Number	Contract	AT	Region	England
% of FP17s for the same patient ID Re-attending within 3 months - Children	15	327	4.6%	10.2%	11.6%	12.0%
% of FP17s for the same patient ID Re-attending within 3 months - Adults	96	1,177	8.2%	14.6%	15.9%	16.0%
% of FP17s for the same patient ID Re-attending between 3 & 9 months - Children	147	327	45.0%	59.5%	60.4%	58.0%
% of FP17s for the same patient ID Re-attending between 3 & 9 months - Adults	679	1,177	57.7%	51.5%	52.3%	50.9%
% of FP17s for Band 1 Urgent Courses	49	1,130	4.3%	10.3%	9.5%	9.1%
% of FP17s Relating to Free Repair or Replacements	0	1,130	0.0%	0.8%	0.7%	0.8%
% of FP17s Relating to Continuations	3	1,130	0.3%	1.2%	1.0%	1.1%
% of Patients satisfied with the dentistry they have received	47	47	100.0%	91.8%	91.9%	91.7%
% of Patients satisfied with the time they had to wait for an appointment	41	47	87.2%	87.0%	88.0%	88.0%

* This is based on patients treated on this contract for their most recent course of treatment. Figures in italics indicate the base number of FP17s or Patient Questionnaire responses are less than 100. N/A is shown where the base number of responses is less than 10 during the period. % is calculated as Quantity/Base number*100

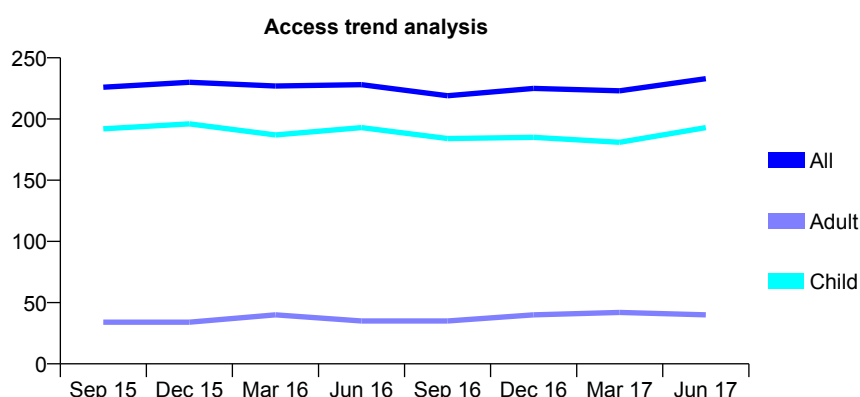
Q66 - Vital Signs At a Glance Contract Report for 235512/0001 - June 2017

Name or company name	MR SF O'CONNAILL
Contract type name	GDS Contract
Purpose of contract	General
Contract start date	01/04/2006
Contract end date	

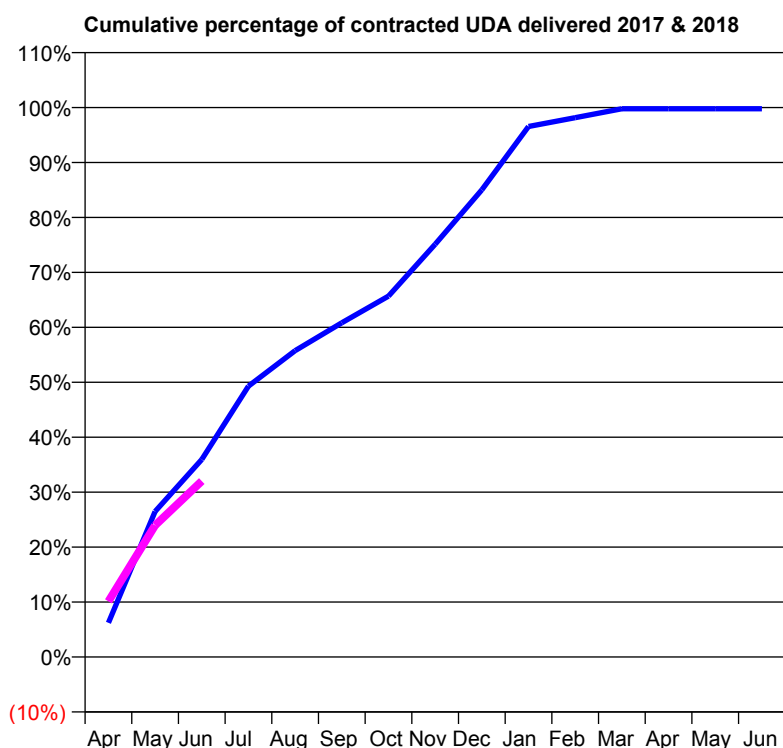
17/18 Contracted general activity (UDA)	434
Carry forward general activity (UDA)	0
17/18 Contracted orthodontic activity (UOA)	0
Carry forward orthodontic activity (UOA)	0
Baseline contract value	£12,292.41

ACCESS*

Patients seen in 24 months	Total	Change since previous quarter
Quarter ending June 2016	228	
Quarter ending September 2016	219	↓
Quarter ending December 2016	225	↑
Quarter ending March 2017	223	→
Quarter ending June 2017	233	↑
Variance since June 2016	2.2%	↑



ACTIVITY



Adjusted Scheduled Activity (UDA)		
Month	2017	2018
April	27	44
May	115	104
June	156	139
July	214	
August	242	
September	264	
October	285	
November	326	
December	369	
January	419	
February	426	
March	433	
April	433	
May	433	
June	433	

QUALITY

	Quantity	Base Number	Contract	AT	Region	England
% of FP17s for the same patient ID Re-attending within 3 months - Children	5	106	4.7%	10.2%	11.6%	12.0%
% of FP17s for the same patient ID Re-attending within 3 months - Adults	0	7	0.0%	14.6%	15.9%	16.0%
% of FP17s for the same patient ID Re-attending between 3 & 9 months - Children	63	106	59.4%	59.5%	60.4%	58.0%
% of FP17s for the same patient ID Re-attending between 3 & 9 months - Adults	4	7	57.1%	51.5%	52.3%	50.9%
% of FP17s for Band 1 Urgent Courses	0	113	0.0%	10.3%	9.5%	9.1%
% of FP17s Relating to Free Repair or Replacements	0	113	0.0%	0.8%	0.7%	0.8%
% of FP17s Relating to Continuations	0	113	0.0%	1.2%	1.0%	1.1%
% of Patients satisfied with the dentistry they have received	2	2	N/A	91.8%	91.9%	91.7%
% of Patients satisfied with the time they had to wait for an appointment	2	2	N/A	87.0%	88.0%	88.0%

* This is based on patients treated on this contract for their most recent course of treatment. Figures in italics indicate the base number of FP17s or Patient Questionnaire responses are less than 100. N/A is shown where the base number of responses is less than 10 during the period. % is calculated as Quantity/Base number*100

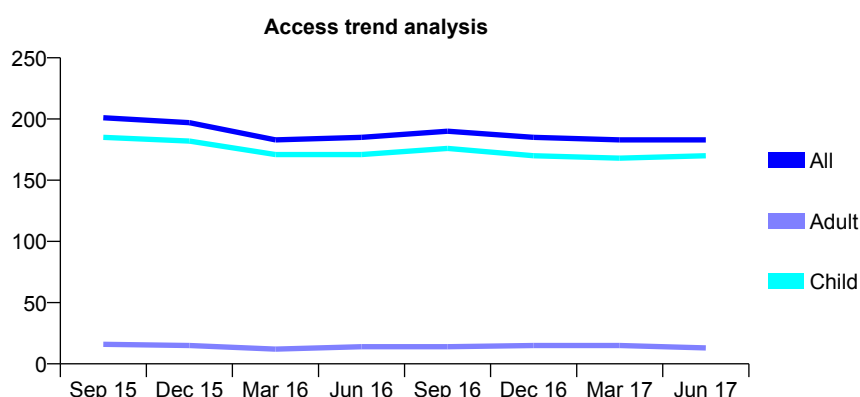
Q66 - Vital Signs At a Glance Contract Report for 243841/0001 - June 2017

Name or company name	MRS HL WILMOT
Contract type name	GDS Contract
Purpose of contract	General
Contract start date	01/04/2006
Contract end date	

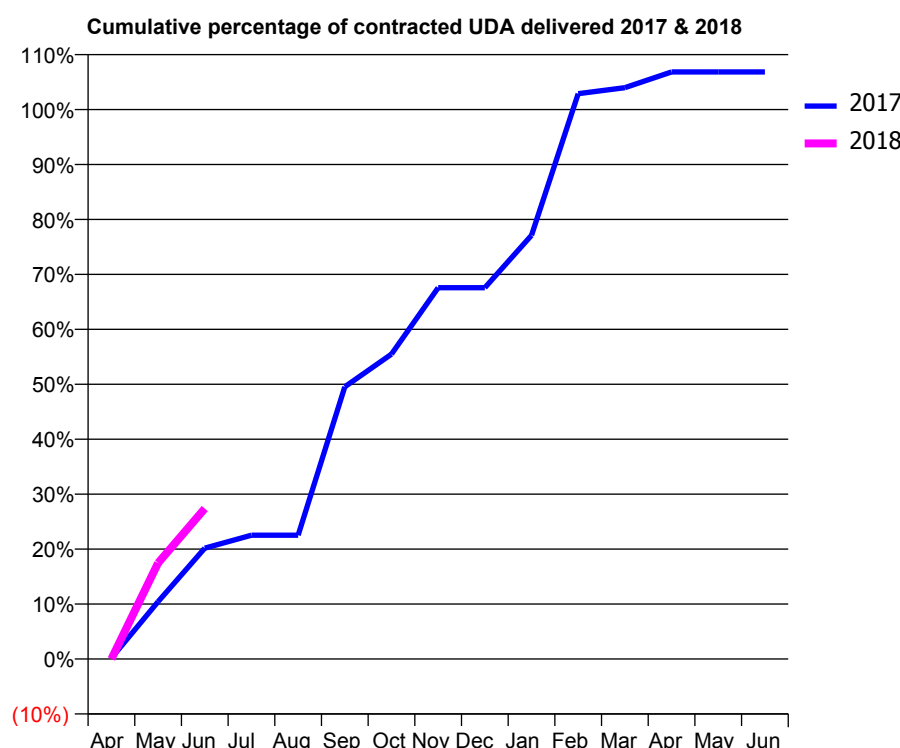
17/18 Contracted general activity (UDA)	555
Carry forward general activity (UDA)	0
17/18 Contracted orthodontic activity (UOA)	0
Carry forward orthodontic activity (UOA)	0
Baseline contract value	£14,314.84

ACCESS*

Patients seen in 24 months	Total	Change since previous quarter
Quarter ending June 2016	185	
Quarter ending September 2016	190	↑
Quarter ending December 2016	185	↓
Quarter ending March 2017	183	↓
Quarter ending June 2017	183	→
Variance since June 2016	(1.1%)	↓



ACTIVITY



Month	Adjusted Scheduled Activity (UDA)	
	2017	2018
April	1	0
May	58	97
June	112	152
July	125	
August	125	
September	275	
October	308	
November	375	
December	375	
January	428	
February	571	
March	577	
April	593	
May	593	
June	593	

QUALITY

	Quantity	Base Number	Contract	AT	Region	England
% of FP17s for the same patient ID Re-attending within 3 months - Children	3	82	3.7%	10.2%	11.6%	12.0%
% of FP17s for the same patient ID Re-attending within 3 months - Adults	0	0	N/A	14.6%	15.9%	16.0%
% of FP17s for the same patient ID Re-attending between 3 & 9 months - Children	56	82	68.3%	59.5%	60.4%	58.0%
% of FP17s for the same patient ID Re-attending between 3 & 9 months - Adults	0	0	N/A	51.5%	52.3%	50.9%
% of FP17s for Band 1 Urgent Courses	0	74	0.0%	10.3%	9.5%	9.1%
% of FP17s Relating to Free Repair or Replacements	0	74	0.0%	0.8%	0.7%	0.8%
% of FP17s Relating to Continuations	1	74	1.4%	1.2%	1.0%	1.1%
% of Patients satisfied with the dentistry they have received	0	0	N/A	91.8%	91.9%	91.7%
% of Patients satisfied with the time they had to wait for an appointment	0	0	N/A	87.0%	88.0%	88.0%

* This is based on patients treated on this contract for their most recent course of treatment. Figures in italics indicate the base number of FP17s or Patient Questionnaire responses are less than 100. N/A is shown where the base number of responses is less than 10 during the period. % is calculated as Quantity/Base number*100

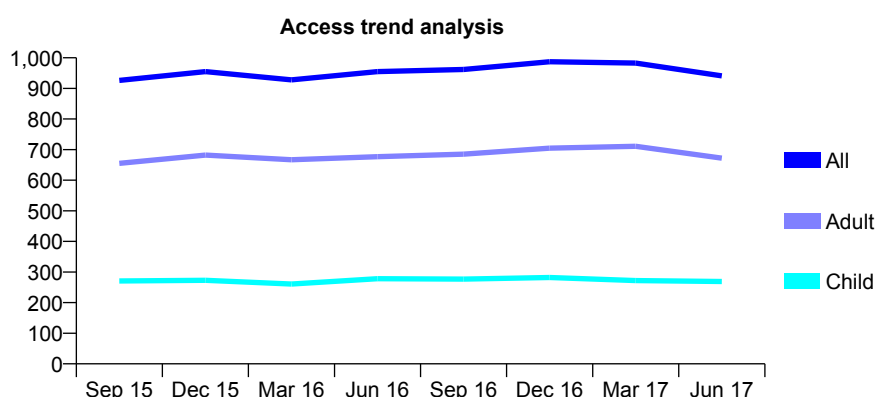
Q66 - Vital Signs At a Glance Contract Report for 248924/0001 - June 2017

Name or company name	Spring Hill Dental Partnership
Contract type name	GDS Contract
Purpose of contract	General
Contract start date	01/04/2006
Contract end date	

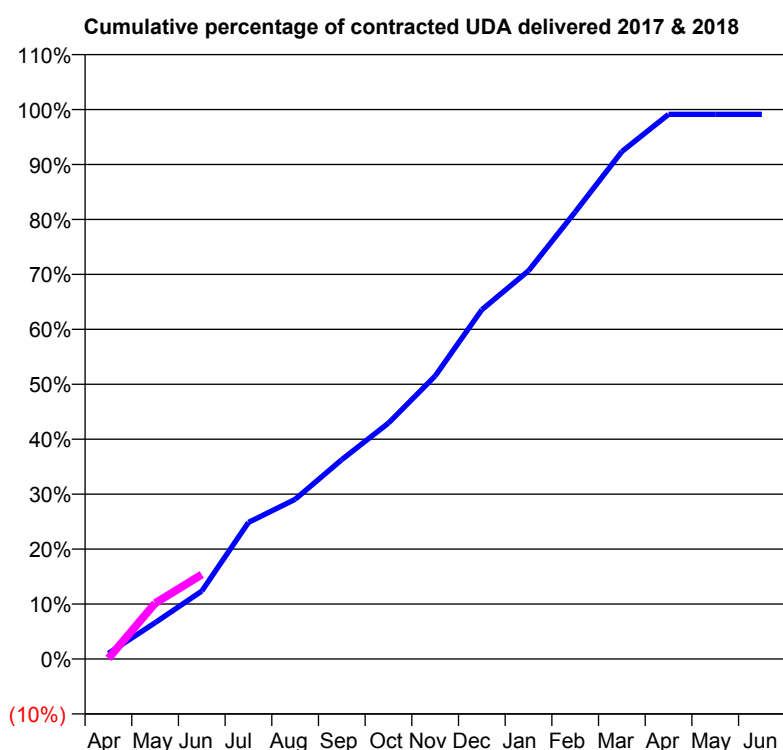
17/18 Contracted general activity (UDA)	2,847
Carry forward general activity (UDA)	0
17/18 Contracted orthodontic activity (UOA)	0
Carry forward orthodontic activity (UOA)	0
Baseline contract value	£88,430.60

ACCESS*

Patients seen in 24 months	Total	Change since previous quarter
Quarter ending June 2016	955	
Quarter ending September 2016	962	→
Quarter ending December 2016	987	↑
Quarter ending March 2017	983	→
Quarter ending June 2017	941	↓
Variance since June 2016	(1.5%)	↓



ACTIVITY



Adjusted Scheduled Activity (UDA)		
Month	2017	2018
April	29	3
May	188	289
June	352	437
July	708	
August	828	
September	1,033	
October	1,222	
November	1,466	
December	1,810	
January	2,012	
February	2,316	
March	2,629	
April	2,822	
May	2,822	
June	2,822	

QUALITY

	Quantity	Base Number	Contract	AT	Region	England
% of FP17s for the same patient ID Re-attending within 3 months - Children	5	91	5.5%	10.2%	11.6%	12.0%
% of FP17s for the same patient ID Re-attending within 3 months - Adults	51	231	22.1%	14.6%	15.9%	16.0%
% of FP17s for the same patient ID Re-attending between 3 & 9 months - Children	58	91	63.7%	59.5%	60.4%	58.0%
% of FP17s for the same patient ID Re-attending between 3 & 9 months - Adults	121	231	52.4%	51.5%	52.3%	50.9%
% of FP17s for Band 1 Urgent Courses	17	249	6.8%	10.3%	9.5%	9.1%
% of FP17s Relating to Free Repair or Replacements	5	249	2.0%	0.8%	0.7%	0.8%
% of FP17s Relating to Continuations	6	249	2.4%	1.2%	1.0%	1.1%
% of Patients satisfied with the dentistry they have received	4	4	N/A	91.8%	91.9%	91.7%
% of Patients satisfied with the time they had to wait for an appointment	3	4	N/A	87.0%	88.0%	88.0%

* This is based on patients treated on this contract for their most recent course of treatment. Figures in italics indicate the base number of FP17s or Patient Questionnaire responses are less than 100. N/A is shown where the base number of responses is less than 10 during the period. % is calculated as Quantity/Base number*100

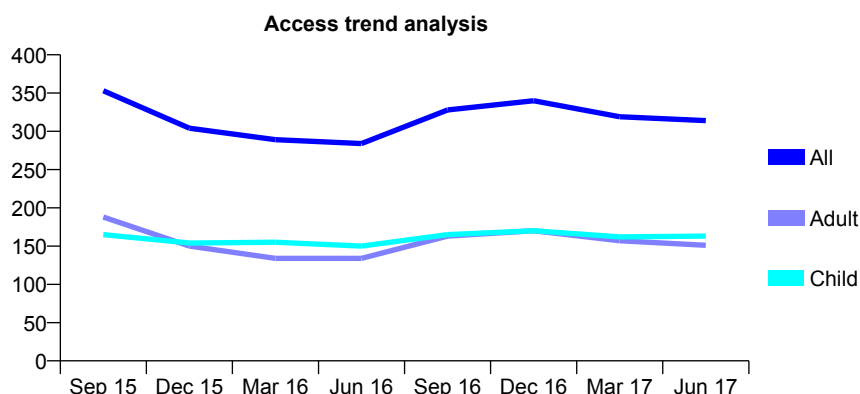
Q66 - Vital Signs At a Glance Contract Report for 258504/0001 - June 2017

Name or company name	MR ME SHAW
Contract type name	GDS Contract
Purpose of contract	General
Contract start date	01/04/2006
Contract end date	

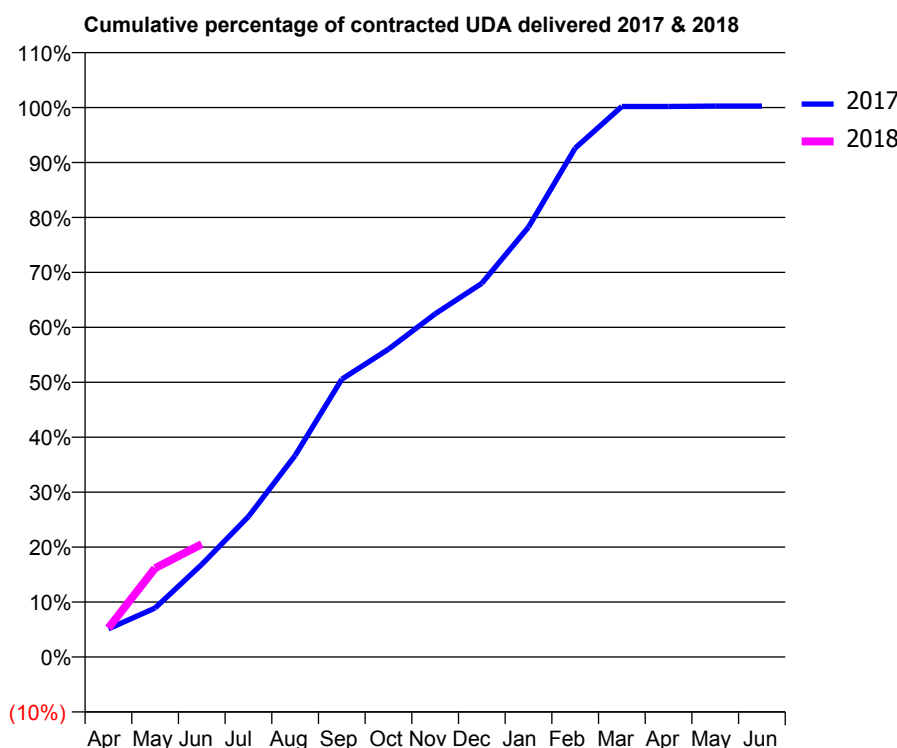
17/18 Contracted general activity (UDA)	1,035
Carry forward general activity (UDA)	0
17/18 Contracted orthodontic activity (UOA)	0
Carry forward orthodontic activity (UOA)	0
Baseline contract value	£26,545.33

ACCESS*

Patients seen in 24 months	Total	Change since previous quarter
Quarter ending June 2016	284	
Quarter ending September 2016	328	↑
Quarter ending December 2016	340	↑
Quarter ending March 2017	319	↓
Quarter ending June 2017	314	↓
Variance since June 2016	10.6%	↑



ACTIVITY



Month	Adjusted Scheduled Activity (UDA)	
	2017	2018
April	53	55
May	92	167
June	174	213
July	265	
August	380	
September	523	
October	580	
November	646	
December	704	
January	810	
February	959	
March	1,037	
April	1,037	
May	1,038	
June	1,038	

QUALITY

	Quantity	Base Number	Contract	AT	Region	England
% of FP17s for the same patient ID Re-attending within 3 months - Children	3	64	4.7%	10.2%	11.6%	12.0%
% of FP17s for the same patient ID Re-attending within 3 months - Adults	4	54	7.4%	14.6%	15.9%	16.0%
% of FP17s for the same patient ID Re-attending between 3 & 9 months - Children	45	64	70.3%	59.5%	60.4%	58.0%
% of FP17s for the same patient ID Re-attending between 3 & 9 months - Adults	30	54	55.6%	51.5%	52.3%	50.9%
% of FP17s for Band 1 Urgent Courses	8	117	6.8%	10.3%	9.5%	9.1%
% of FP17s Relating to Free Repair or Replacements	0	117	0.0%	0.8%	0.7%	0.8%
% of FP17s Relating to Continuations	0	117	0.0%	1.2%	1.0%	1.1%
% of Patients satisfied with the dentistry they have received	1	1	N/A	91.8%	91.9%	91.7%
% of Patients satisfied with the time they had to wait for an appointment	1	1	N/A	87.0%	88.0%	88.0%

* This is based on patients treated on this contract for their most recent course of treatment. Figures in italics indicate the base number of FP17s or Patient Questionnaire responses are less than 100. N/A is shown where the base number of responses is less than 10 during the period. % is calculated as Quantity/Base number*100

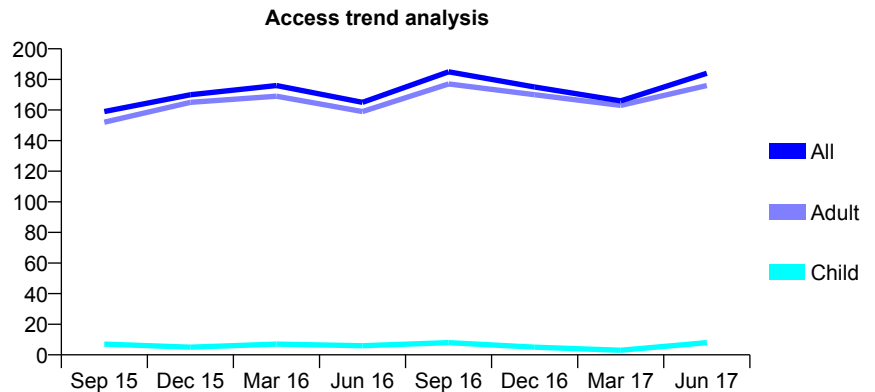
Q66 - Vital Signs At a Glance Contract Report for 258504/0002 - June 2017

Name or company name	MR ME SHAW
Contract type name	PDS Contract
Purpose of contract	General
Contract start date	01/07/2007
Contract end date	

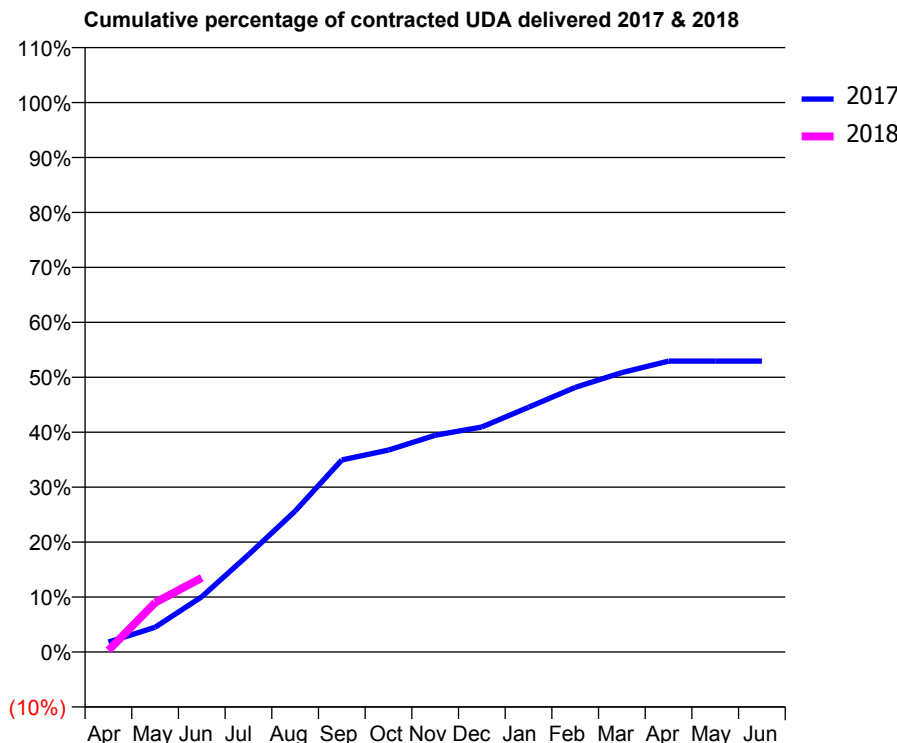
17/18 Contracted general activity (UDA)	400
Carry forward general activity (UDA)	0
17/18 Contracted orthodontic activity (UOA)	0
Carry forward orthodontic activity (UOA)	0
Baseline contract value	£55,745.34

ACCESS*

Patients seen in 24 months	Total	Change since previous quarter
Quarter ending June 2016	165	
Quarter ending September 2016	185	↑
Quarter ending December 2016	175	↓
Quarter ending March 2017	166	↓
Quarter ending June 2017	184	↑
Variance since June 2016	11.5%	↑



ACTIVITY



Month	Adjusted Scheduled Activity (UDA)	
	2017	2018
April	7	1
May	18	36
June	40	54
July	71	
August	103	
September	140	
October	147	
November	158	
December	164	
January	178	
February	193	
March	203	
April	212	
May	212	
June	212	

QUALITY

	Quantity	Base Number	Contract	AT	Region	England
% of FP17s for the same patient ID Re-attending within 3 months - Children	1	8	12.5%	10.2%	11.6%	12.0%
% of FP17s for the same patient ID Re-attending within 3 months - Adults	6	44	13.6%	14.6%	15.9%	16.0%
% of FP17s for the same patient ID Re-attending between 3 & 9 months - Children	0	8	0.0%	59.5%	60.4%	58.0%
% of FP17s for the same patient ID Re-attending between 3 & 9 months - Adults	1	44	2.3%	51.5%	52.3%	50.9%
% of FP17s for Band 1 Urgent Courses	45	45	100.0%	10.3%	9.5%	9.1%
% of FP17s Relating to Free Repair or Replacements	0	45	0.0%	0.8%	0.7%	0.8%
% of FP17s Relating to Continuations	0	45	0.0%	1.2%	1.0%	1.1%
% of Patients satisfied with the dentistry they have received	0	0	N/A	91.8%	91.9%	91.7%
% of Patients satisfied with the time they had to wait for an appointment	0	0	N/A	87.0%	88.0%	88.0%

* This is based on patients treated on this contract for their most recent course of treatment. Figures in italics indicate the base number of FP17s or Patient Questionnaire responses are less than 100. N/A is shown where the base number of responses is less than 10 during the period. % is calculated as Quantity/Base number*100

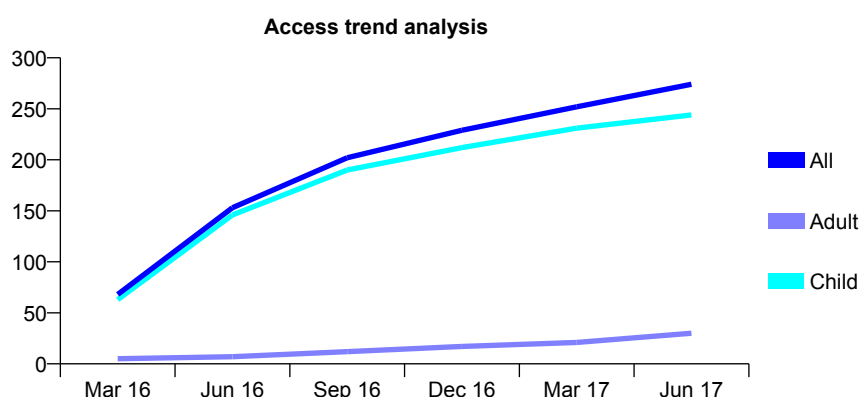
Q66 - Vital Signs At a Glance Contract Report for 308412/0002 - June 2017

Name or company name	MR CR MERCER
Contract type name	GDS Contract
Purpose of contract	General
Contract start date	18/01/2016
Contract end date	

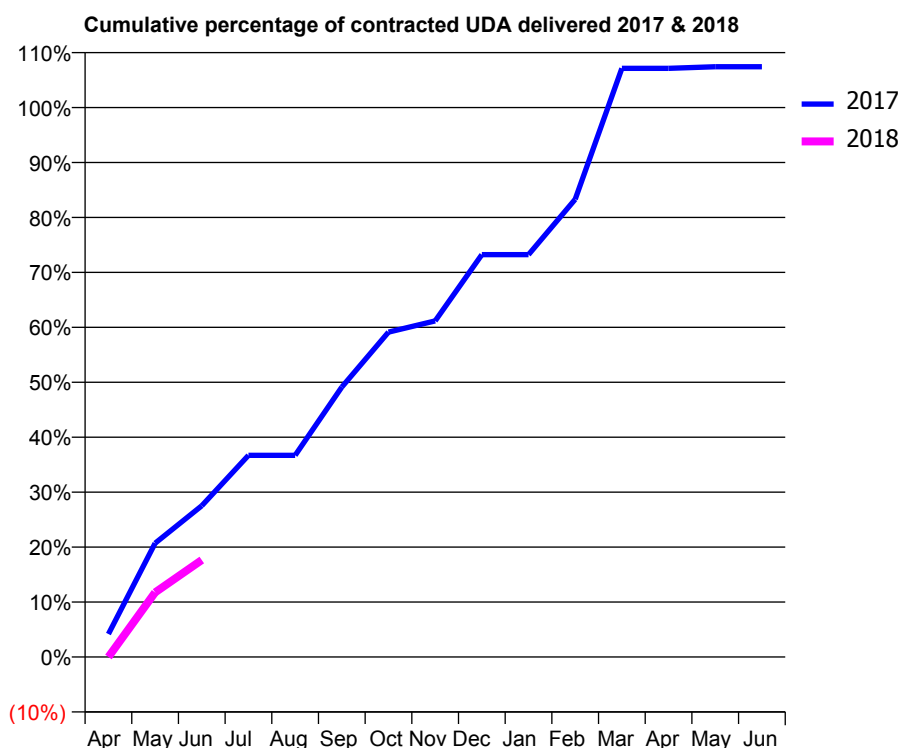
17/18 Contracted general activity (UDA)	340
Carry forward general activity (UDA)	0
17/18 Contracted orthodontic activity (UOA)	0
Carry forward orthodontic activity (UOA)	0
Baseline contract value	£8,437.26

ACCESS*

Patients seen in 24 months	Total	Change since previous quarter
Quarter ending June 2016	153	
Quarter ending September 2016	202	↑
Quarter ending December 2016	229	↑
Quarter ending March 2017	252	↑
Quarter ending June 2017	274	↑
Variance since June 2016	79.1%	↑



ACTIVITY



Month	Adjusted Scheduled Activity (UDA)	
	2017	2018
April	14	0
May	70	40
June	94	60
July	125	
August	125	
September	167	
October	201	
November	208	
December	249	
January	249	
February	283	
March	364	
April	364	
May	365	
June	365	

QUALITY

	Quantity	Base Number	Contract	AT	Region	England
% of FP17s for the same patient ID Re-attending within 3 months - Children	0	51	0.0%	10.2%	11.6%	12.0%
% of FP17s for the same patient ID Re-attending within 3 months - Adults	0	2	0.0%	14.6%	15.9%	16.0%
% of FP17s for the same patient ID Re-attending between 3 & 9 months - Children	13	51	25.5%	59.5%	60.4%	58.0%
% of FP17s for the same patient ID Re-attending between 3 & 9 months - Adults	0	2	0.0%	51.5%	52.3%	50.9%
% of FP17s for Band 1 Urgent Courses	0	52	0.0%	10.3%	9.5%	9.1%
% of FP17s Relating to Free Repair or Replacements	0	52	0.0%	0.8%	0.7%	0.8%
% of FP17s Relating to Continuations	0	52	0.0%	1.2%	1.0%	1.1%
% of Patients satisfied with the dentistry they have received	0	0	N/A	91.8%	91.9%	91.7%
% of Patients satisfied with the time they had to wait for an appointment	0	0	N/A	87.0%	88.0%	88.0%

* This is based on patients treated on this contract for their most recent course of treatment. Figures in italics indicate the base number of FP17s or Patient Questionnaire responses are less than 100. N/A is shown where the base number of responses is less than 10 during the period. % is calculated as Quantity/Base number*100

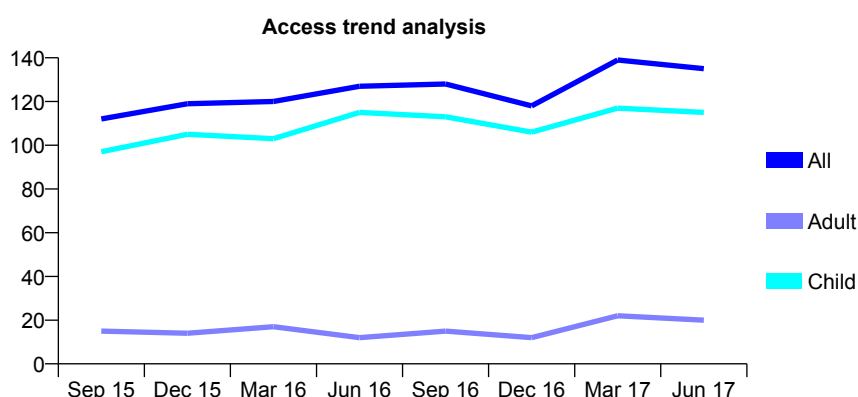
Q66 - Vital Signs At a Glance Contract Report for 322792/0001 - June 2017

Name or company name	MR NG PERCIVAL
Contract type name	GDS Contract
Purpose of contract	General and Orthodontic
Contract start date	01/04/2006
Contract end date	

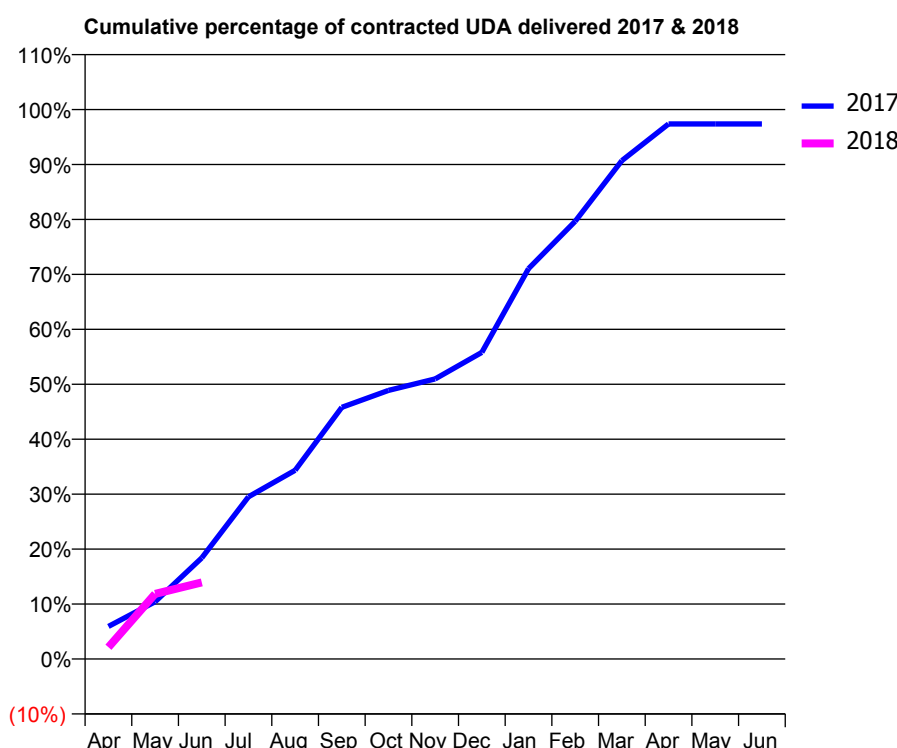
17/18 Contracted general activity (UDA)	290
Carry forward general activity (UDA)	0
17/18 Contracted orthodontic activity (UOA)	8
Carry forward orthodontic activity (UOA)	0
Baseline contract value	£7,414.03

ACCESS*

Patients seen in 24 months	Total	Change since previous quarter
Quarter ending June 2016	127	
Quarter ending September 2016	128	→
Quarter ending December 2016	118	↓
Quarter ending March 2017	139	↑
Quarter ending June 2017	135	↓
Variance since June 2016	6.3%	↑



ACTIVITY



Month	Adjusted Scheduled Activity (UDA)	
	2017	2018
April	17	6
May	30	34
June	53	40
July	86	
August	100	
September	133	
October	142	
November	148	
December	162	
January	206	
February	231	
March	263	
April	282	
May	282	
June	282	

QUALITY

	Quantity	Base Number	Contract	AT	Region	England
% of FP17s for the same patient ID Re-attending within 3 months - Children	6	38	15.8%	10.2%	11.6%	12.0%
% of FP17s for the same patient ID Re-attending within 3 months - Adults	0	2	0.0%	14.6%	15.9%	16.0%
% of FP17s for the same patient ID Re-attending between 3 & 9 months - Children	15	38	39.5%	59.5%	60.4%	58.0%
% of FP17s for the same patient ID Re-attending between 3 & 9 months - Adults	0	2	0.0%	51.5%	52.3%	50.9%
% of FP17s for Band 1 Urgent Courses	2	24	8.3%	10.3%	9.5%	9.1%
% of FP17s Relating to Free Repair or Replacements	0	24	0.0%	0.8%	0.7%	0.8%
% of FP17s Relating to Continuations	0	24	0.0%	1.2%	1.0%	1.1%
% of Patients satisfied with the dentistry they have received	1	1	N/A	91.8%	91.9%	91.7%
% of Patients satisfied with the time they had to wait for an appointment	1	1	N/A	87.0%	88.0%	88.0%

* This is based on patients treated on this contract for their most recent course of treatment. Figures in italics indicate the base number of FP17s or Patient Questionnaire responses are less than 100. N/A is shown where the base number of responses is less than 10 during the period. % is calculated as Quantity/Base number*100

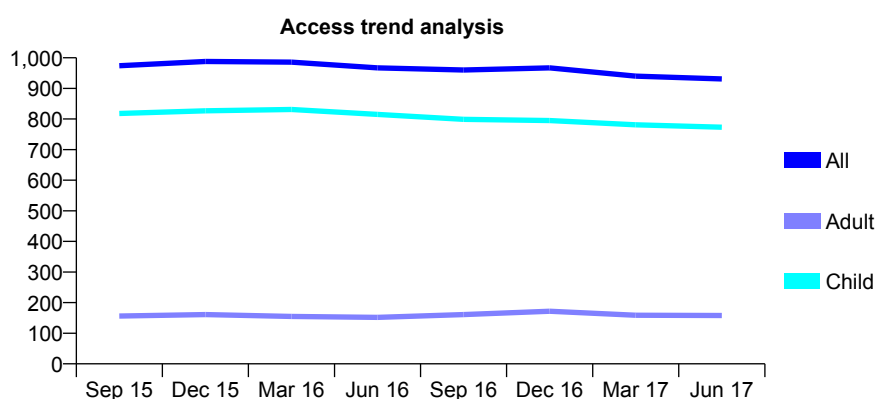
Q66 - Vital Signs At a Glance Contract Report for 324205/0001 - June 2017

Name or company name	MR DK BURGESS
Contract type name	GDS Contract
Purpose of contract	General and Orthodontic
Contract start date	01/04/2006
Contract end date	

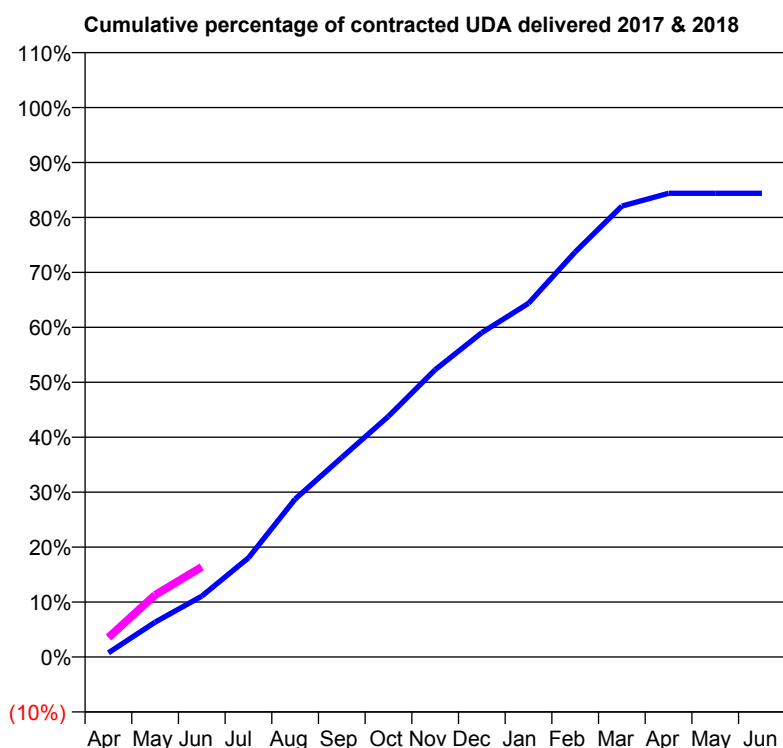
17/18 Contracted general activity (UDA)	2,137
Carry forward general activity (UDA)	0
17/18 Contracted orthodontic activity (UOA)	728
Carry forward orthodontic activity (UOA)	0
Baseline contract value	£103,667.55

ACCESS*

Patients seen in 24 months	Total	Change since previous quarter
Quarter ending June 2016	967	
Quarter ending September 2016	960	→
Quarter ending December 2016	967	→
Quarter ending March 2017	940	↓
Quarter ending June 2017	931	→
Variance since June 2016	(3.7%)	↓



ACTIVITY



Adjusted Scheduled Activity (UDA)		
Month	2017	2018
April	16	76
May	135	241
June	237	350
July	386	
August	614	
September	776	
October	936	
November	1,117	
December	1,262	
January	1,375	
February	1,575	
March	1,754	
April	1,804	
May	1,804	
June	1,804	

QUALITY

	Quantity	Base Number	Contract	AT	Region	England
% of FP17s for the same patient ID Re-attending within 3 months - Children	26	315	8.3%	10.2%	11.6%	12.0%
% of FP17s for the same patient ID Re-attending within 3 months - Adults	0	18	0.0%	14.6%	15.9%	16.0%
% of FP17s for the same patient ID Re-attending between 3 & 9 months - Children	219	315	69.5%	59.5%	60.4%	58.0%
% of FP17s for the same patient ID Re-attending between 3 & 9 months - Adults	9	18	50.0%	51.5%	52.3%	50.9%
% of FP17s for Band 1 Urgent Courses	2	262	0.8%	10.3%	9.5%	9.1%
% of FP17s Relating to Free Repair or Replacements	0	262	0.0%	0.8%	0.7%	0.8%
% of FP17s Relating to Continuations	0	262	0.0%	1.2%	1.0%	1.1%
% of Patients satisfied with the dentistry they have received	2	2	N/A	91.8%	91.9%	91.7%
% of Patients satisfied with the time they had to wait for an appointment	2	2	N/A	87.0%	88.0%	88.0%

* This is based on patients treated on this contract for their most recent course of treatment. Figures in italics indicate the base number of FP17s or Patient Questionnaire responses are less than 100. N/A is shown where the base number of responses is less than 10 during the period. % is calculated as Quantity/Base number*100

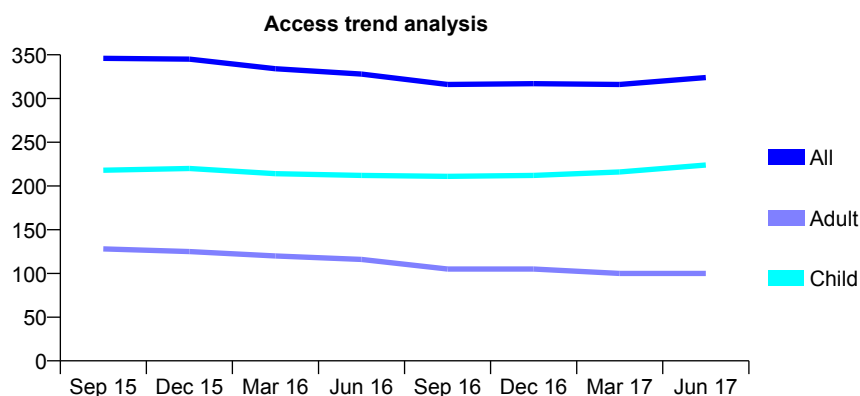
Q66 - Vital Signs At a Glance Contract Report for 329037/0001 - June 2017

Name or company name	MISS EL CHOUROT
Contract type name	GDS Contract
Purpose of contract	General
Contract start date	01/04/2006
Contract end date	

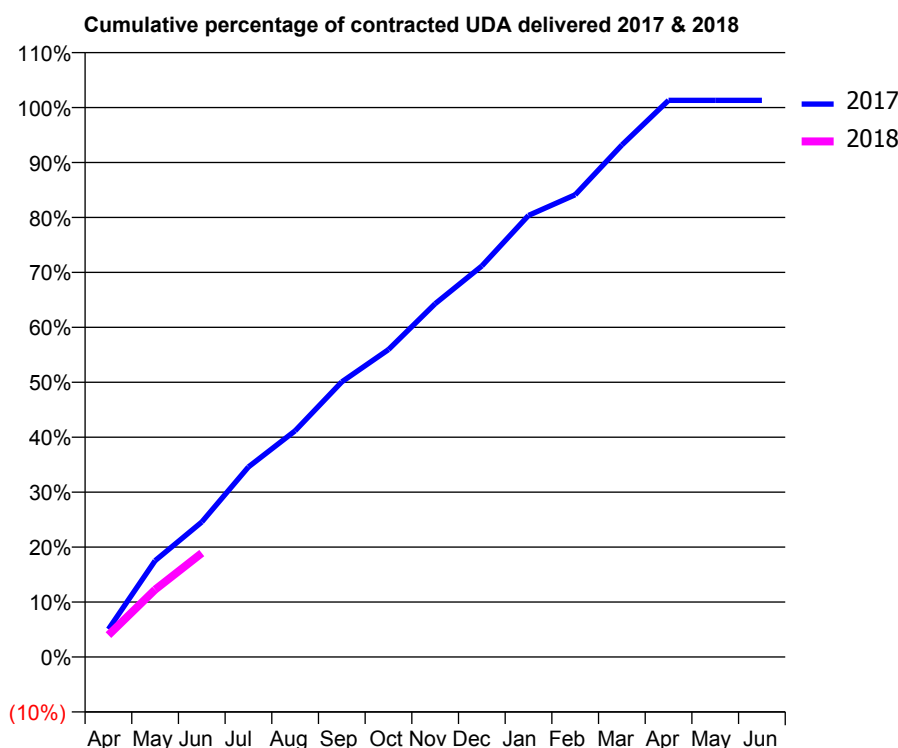
17/18 Contracted general activity (UDA)	700
Carry forward general activity (UDA)	0
17/18 Contracted orthodontic activity (UOA)	0
Carry forward orthodontic activity (UOA)	0
Baseline contract value	£15,371.28

ACCESS*

Patients seen in 24 months	Total	Change since previous quarter
Quarter ending June 2016	328	
Quarter ending September 2016	316	↓
Quarter ending December 2016	317	→
Quarter ending March 2017	316	→
Quarter ending June 2017	324	↑
Variance since June 2016	(1.2%)	↓



ACTIVITY



Month	Adjusted Scheduled Activity (UDA)	
	2017	2018
April	35	28
May	123	86
June	172	132
July	242	
August	288	
September	351	
October	392	
November	450	
December	498	
January	563	
February	589	
March	652	
April	709	
May	709	
June	709	

QUALITY

	Quantity	Base Number	Contract	AT	Region	England
% of FP17s for the same patient ID Re-attending within 3 months - Children	5	99	5.1%	10.2%	11.6%	12.0%
% of FP17s for the same patient ID Re-attending within 3 months - Adults	2	31	6.5%	14.6%	15.9%	16.0%
% of FP17s for the same patient ID Re-attending between 3 & 9 months - Children	66	99	66.7%	59.5%	60.4%	58.0%
% of FP17s for the same patient ID Re-attending between 3 & 9 months - Adults	19	31	61.3%	51.5%	52.3%	50.9%
% of FP17s for Band 1 Urgent Courses	7	103	6.8%	10.3%	9.5%	9.1%
% of FP17s Relating to Free Repair or Replacements	0	103	0.0%	0.8%	0.7%	0.8%
% of FP17s Relating to Continuations	0	103	0.0%	1.2%	1.0%	1.1%
% of Patients satisfied with the dentistry they have received	2	2	N/A	91.8%	91.9%	91.7%
% of Patients satisfied with the time they had to wait for an appointment	2	2	N/A	87.0%	88.0%	88.0%

* This is based on patients treated on this contract for their most recent course of treatment. Figures in italics indicate the base number of FP17s or Patient Questionnaire responses are less than 100. N/A is shown where the base number of responses is less than 10 during the period. % is calculated as Quantity/Base number*100

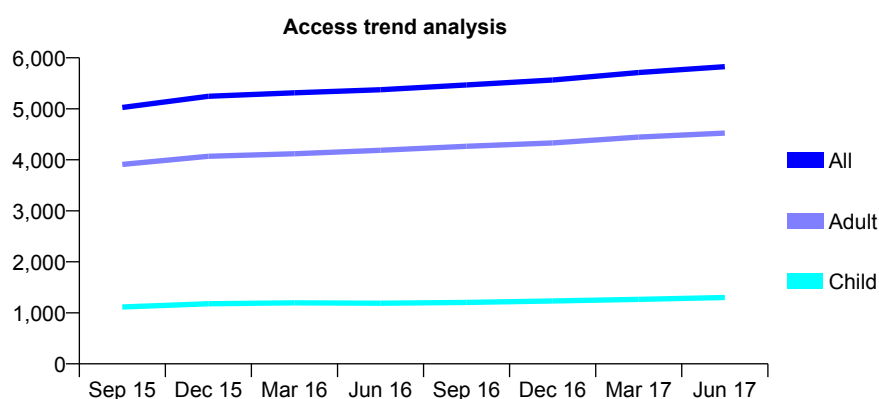
Q66 - Vital Signs At a Glance Contract Report for 331872/0001 - June 2017

Name or company name	MR SC PACE
Contract type name	GDS Contract
Purpose of contract	General
Contract start date	01/04/2006
Contract end date	

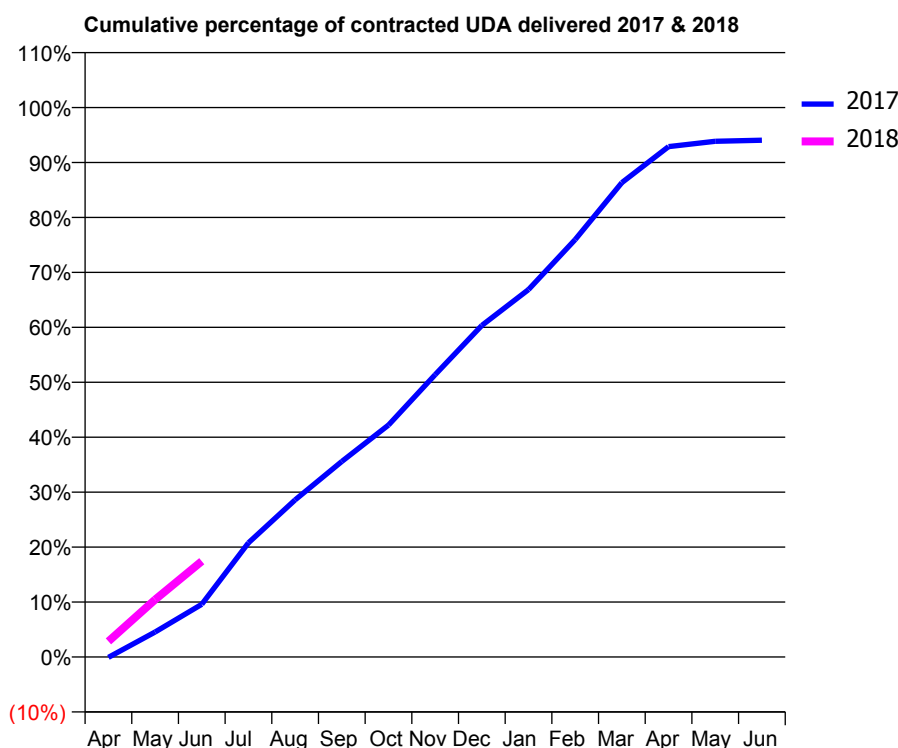
17/18 Contracted general activity (UDA)	17,536
Carry forward general activity (UDA)	0
17/18 Contracted orthodontic activity (UOA)	0
Carry forward orthodontic activity (UOA)	0
Baseline contract value	£454,861.89

ACCESS*

Patients seen in 24 months	Total	Change since previous quarter
Quarter ending June 2016	5,374	
Quarter ending September 2016	5,469	→
Quarter ending December 2016	5,565	→
Quarter ending March 2017	5,710	↑
Quarter ending June 2017	5,825	↑
Variance since June 2016	8.4%	↑



ACTIVITY



Adjusted Scheduled Activity (UDA)		
Month	2017	2018
April	-13	498
May	799	1,832
June	1,684	3,057
July	3,645	
August	5,014	
September	6,240	
October	7,404	
November	9,012	
December	10,583	
January	11,726	
February	13,322	
March	15,137	
April	16,289	
May	16,458	
June	16,493	

QUALITY

	Quantity	Base Number	Contract	AT	Region	England
% of FP17s for the same patient ID Re-attending within 3 months - Children	40	557	7.2%	10.2%	11.6%	12.0%
% of FP17s for the same patient ID Re-attending within 3 months - Adults	230	1,691	13.6%	14.6%	15.9%	16.0%
% of FP17s for the same patient ID Re-attending between 3 & 9 months - Children	369	557	66.2%	59.5%	60.4%	58.0%
% of FP17s for the same patient ID Re-attending between 3 & 9 months - Adults	967	1,691	57.2%	51.5%	52.3%	50.9%
% of FP17s for Band 1 Urgent Courses	66	1,766	3.7%	10.3%	9.5%	9.1%
% of FP17s Relating to Free Repair or Replacements	24	1,766	1.4%	0.8%	0.7%	0.8%
% of FP17s Relating to Continuations	18	1,766	1.0%	1.2%	1.0%	1.1%
% of Patients satisfied with the dentistry they have received	14	15	93.3%	91.8%	91.9%	91.7%
% of Patients satisfied with the time they had to wait for an appointment	15	15	100.0%	87.0%	88.0%	88.0%

* This is based on patients treated on this contract for their most recent course of treatment. Figures in italics indicate the base number of FP17s or Patient Questionnaire responses are less than 100. N/A is shown where the base number of responses is less than 10 during the period. % is calculated as Quantity/Base number*100

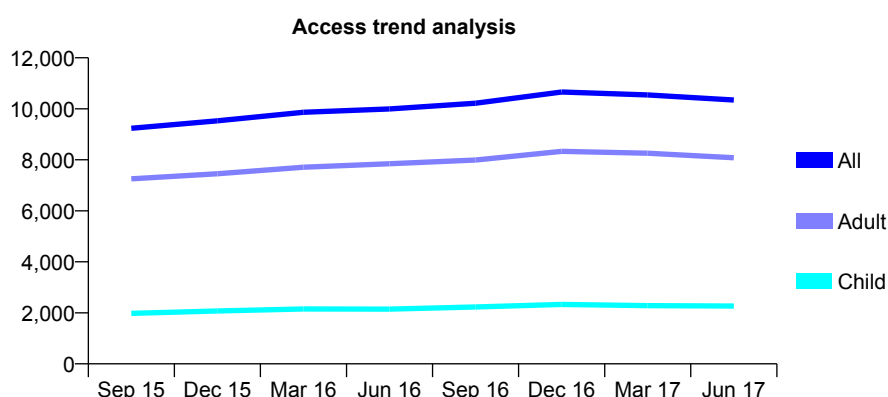
Q66 - Vital Signs At a Glance Contract Report for 331872/0002 - June 2017

Name or company name	MR SC PACE
Contract type name	GDS Contract
Purpose of contract	General
Contract start date	01/04/2006
Contract end date	

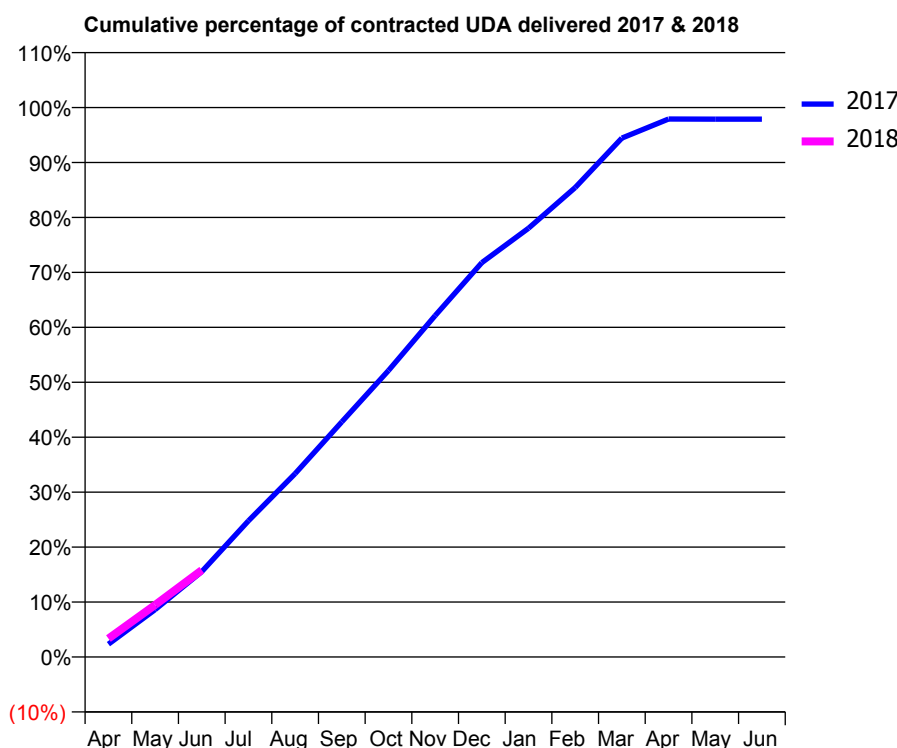
17/18 Contracted general activity (UDA)	37,242
Carry forward general activity (UDA)	0
17/18 Contracted orthodontic activity (UOA)	0
Carry forward orthodontic activity (UOA)	0
Baseline contract value	£1,001,462.53

ACCESS*

Patients seen in 24 months	Total	Change since previous quarter
Quarter ending June 2016	9,996	
Quarter ending September 2016	10,219	↑
Quarter ending December 2016	10,658	↑
Quarter ending March 2017	10,542	↓
Quarter ending June 2017	10,347	↓
Variance since June 2016	3.5%	↑



ACTIVITY



Adjusted Scheduled Activity (UDA)		
Month	2017	2018
April	872	1,255
May	3,213	3,525
June	5,784	5,886
July	9,236	
August	12,428	
September	15,933	
October	19,416	
November	23,139	
December	26,727	
January	29,059	
February	31,816	
March	35,167	
April	36,461	
May	36,452	
June	36,452	

QUALITY

	Quantity	Base Number	Contract	AT	Region	England
% of FP17s for the same patient ID Re-attending within 3 months - Children	33	794	4.2%	10.2%	11.6%	12.0%
% of FP17s for the same patient ID Re-attending within 3 months - Adults	286	2,550	11.2%	14.6%	15.9%	16.0%
% of FP17s for the same patient ID Re-attending between 3 & 9 months - Children	565	794	71.2%	59.5%	60.4%	58.0%
% of FP17s for the same patient ID Re-attending between 3 & 9 months - Adults	1,834	2,550	71.9%	51.5%	52.3%	50.9%
% of FP17s for Band 1 Urgent Courses	106	2,844	3.7%	10.3%	9.5%	9.1%
% of FP17s Relating to Free Repair or Replacements	13	2,844	0.5%	0.8%	0.7%	0.8%
% of FP17s Relating to Continuations	7	2,844	0.2%	1.2%	1.0%	1.1%
% of Patients satisfied with the dentistry they have received	40	45	88.9%	91.8%	91.9%	91.7%
% of Patients satisfied with the time they had to wait for an appointment	40	45	88.9%	87.0%	88.0%	88.0%

* This is based on patients treated on this contract for their most recent course of treatment. Figures in italics indicate the base number of FP17s or Patient Questionnaire responses are less than 100. N/A is shown where the base number of responses is less than 10 during the period. % is calculated as Quantity/Base number*100

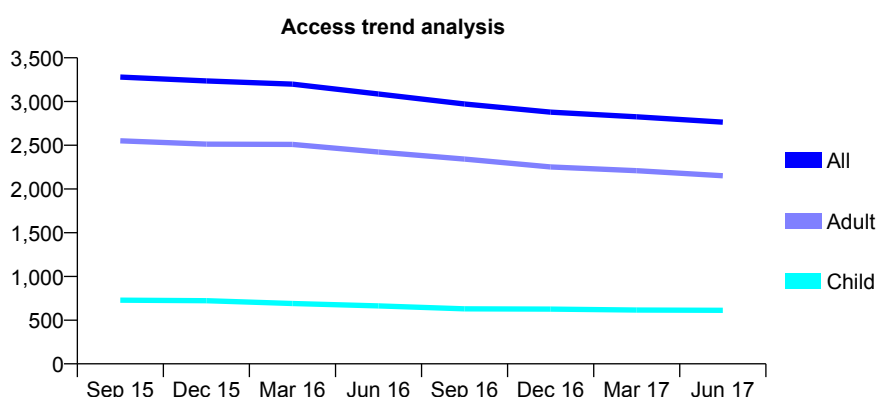
Q66 - Vital Signs At a Glance Contract Report for 331872/0003 - June 2017

Name or company name	MR SC PACE
Contract type name	GDS Contract
Purpose of contract	General
Contract start date	01/11/2012
Contract end date	

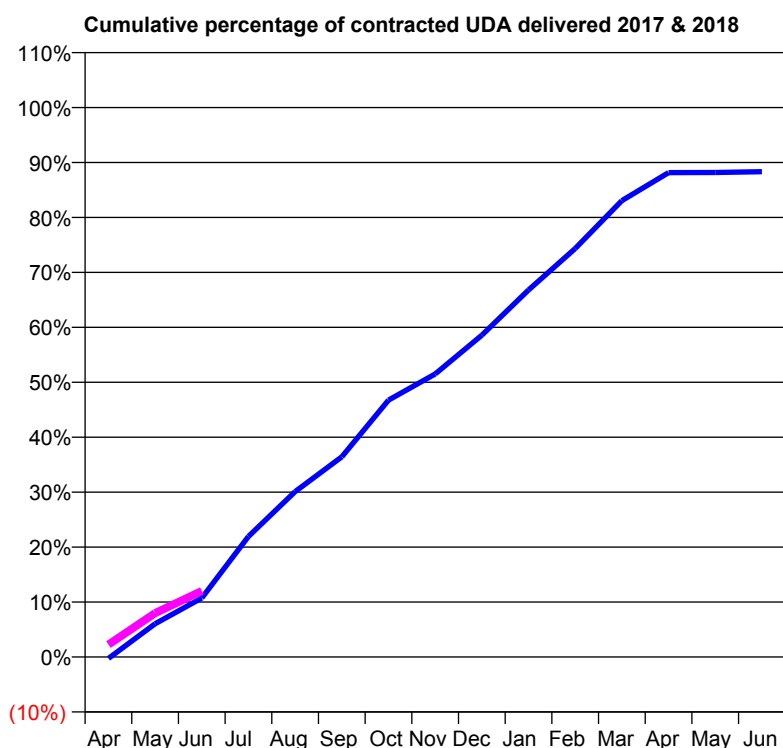
17/18 Contracted general activity (UDA)	9,500
Carry forward general activity (UDA)	0
17/18 Contracted orthodontic activity (UOA)	0
Carry forward orthodontic activity (UOA)	0
Baseline contract value	£253,992.06

ACCESS*

Patients seen in 24 months	Total	Change since previous quarter
Quarter ending June 2016	3,086	
Quarter ending September 2016	2,971	↓
Quarter ending December 2016	2,878	↓
Quarter ending March 2017	2,825	↓
Quarter ending June 2017	2,764	↓
Variance since June 2016	(10.4%)	↓



ACTIVITY



Adjusted Scheduled Activity (UDA)		
Month	2017	2018
April	-27	216
May	575	760
June	1,020	1,141
July	2,085	
August	2,859	
September	3,462	
October	4,441	
November	4,893	
December	5,563	
January	6,346	
February	7,062	
March	7,891	
April	8,373	
May	8,376	
June	8,391	

QUALITY

	Quantity	Base Number	Contract	AT	Region	England
% of FP17s for the same patient ID Re-attending within 3 months - Children	16	205	7.8%	10.2%	11.6%	12.0%
% of FP17s for the same patient ID Re-attending within 3 months - Adults	124	714	17.4%	14.6%	15.9%	16.0%
% of FP17s for the same patient ID Re-attending between 3 & 9 months - Children	128	205	62.4%	59.5%	60.4%	58.0%
% of FP17s for the same patient ID Re-attending between 3 & 9 months - Adults	435	714	60.9%	51.5%	52.3%	50.9%
% of FP17s for Band 1 Urgent Courses	76	765	9.9%	10.3%	9.5%	9.1%
% of FP17s Relating to Free Repair or Replacements	21	765	2.7%	0.8%	0.7%	0.8%
% of FP17s Relating to Continuations	7	765	0.9%	1.2%	1.0%	1.1%
% of Patients satisfied with the dentistry they have received	7	7	N/A	91.8%	91.9%	91.7%
% of Patients satisfied with the time they had to wait for an appointment	5	7	N/A	87.0%	88.0%	88.0%

* This is based on patients treated on this contract for their most recent course of treatment. Figures in italics indicate the base number of FP17s or Patient Questionnaire responses are less than 100. N/A is shown where the base number of responses is less than 10 during the period. % is calculated as Quantity/Base number*100

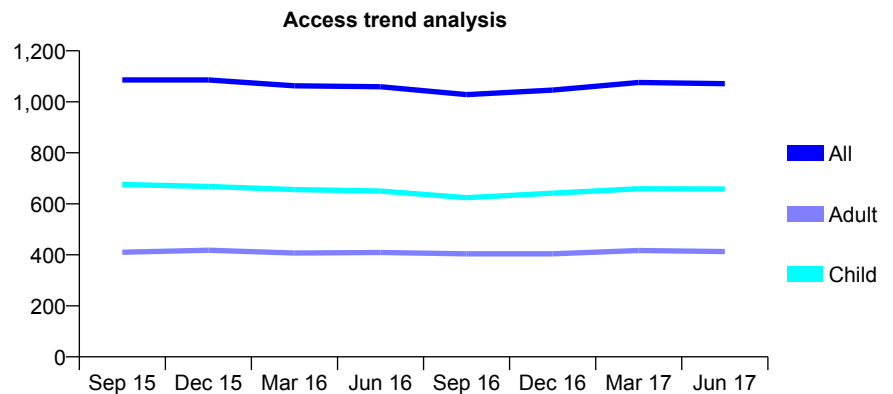
Q66 - Vital Signs At a Glance Contract Report for 335002/0002 - June 2017

Name or company name	MR AZ GITLIN
Contract type name	GDS Contract
Purpose of contract	General
Contract start date	01/04/2006
Contract end date	

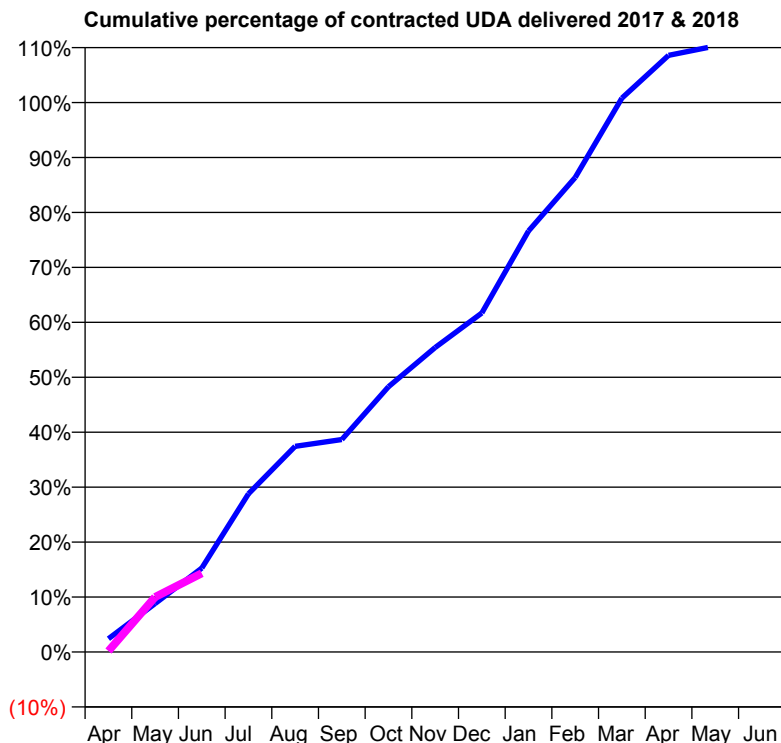
17/18 Contracted general activity (UDA)	1,679
Carry forward general activity (UDA)	0
17/18 Contracted orthodontic activity (UOA)	0
Carry forward orthodontic activity (UOA)	0
Baseline contract value	£38,375.12

ACCESS*

Patients seen in 24 months	Total	Change since previous quarter
Quarter ending June 2016	1,059	
Quarter ending September 2016	1,028	↓
Quarter ending December 2016	1,046	→
Quarter ending March 2017	1,076	↑
Quarter ending June 2017	1,071	→
Variance since June 2016	1.1%	→



ACTIVITY



Adjusted Scheduled Activity (UDA)		
Month	2017	2018
April	50	3
May	183	168
June	317	240
July	599	
August	778	
September	804	
October	1,004	
November	1,152	
December	1,283	
January	1,593	
February	1,795	
March	2,095	
April	2,258	
May	2,293	
June	2,294	

QUALITY

	Quantity	Base Number	Contract	AT	Region	England
% of FP17s for the same patient ID Re-attending within 3 months - Children	6	197	3.0%	10.2%	11.6%	12.0%
% of FP17s for the same patient ID Re-attending within 3 months - Adults	6	75	8.0%	14.6%	15.9%	16.0%
% of FP17s for the same patient ID Re-attending between 3 & 9 months - Children	97	197	49.2%	59.5%	60.4%	58.0%
% of FP17s for the same patient ID Re-attending between 3 & 9 months - Adults	30	75	40.0%	51.5%	52.3%	50.9%
% of FP17s for Band 1 Urgent Courses	2	160	1.3%	10.3%	9.5%	9.1%
% of FP17s Relating to Free Repair or Replacements	1	160	0.6%	0.8%	0.7%	0.8%
% of FP17s Relating to Continuations	0	160	0.0%	1.2%	1.0%	1.1%
% of Patients satisfied with the dentistry they have received	0	0	N/A	91.8%	91.9%	91.7%
% of Patients satisfied with the time they had to wait for an appointment	0	0	N/A	87.0%	88.0%	88.0%

* This is based on patients treated on this contract for their most recent course of treatment. Figures in italics indicate the base number of FP17s or Patient Questionnaire responses are less than 100. N/A is shown where the base number of responses is less than 10 during the period. % is calculated as Quantity/Base number*100

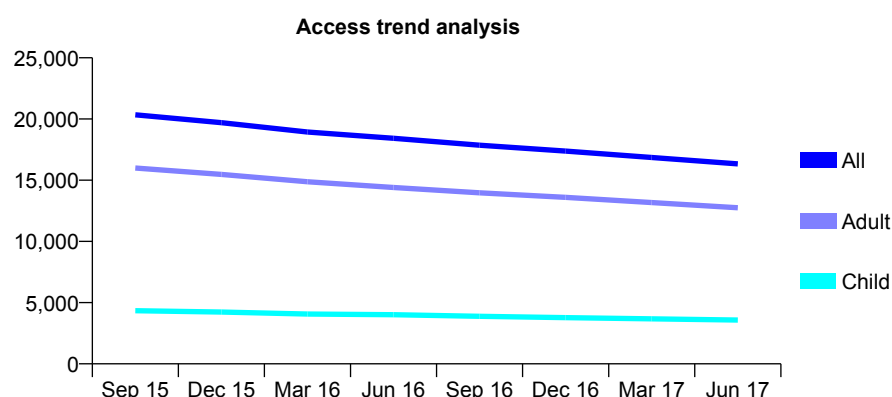
Q66 - Vital Signs At a Glance Contract Report for 335738/0001 - June 2017

Name or company name	MISS SJ YOUNG
Contract type name	GDS Contract
Purpose of contract	General
Contract start date	01/04/2006
Contract end date	

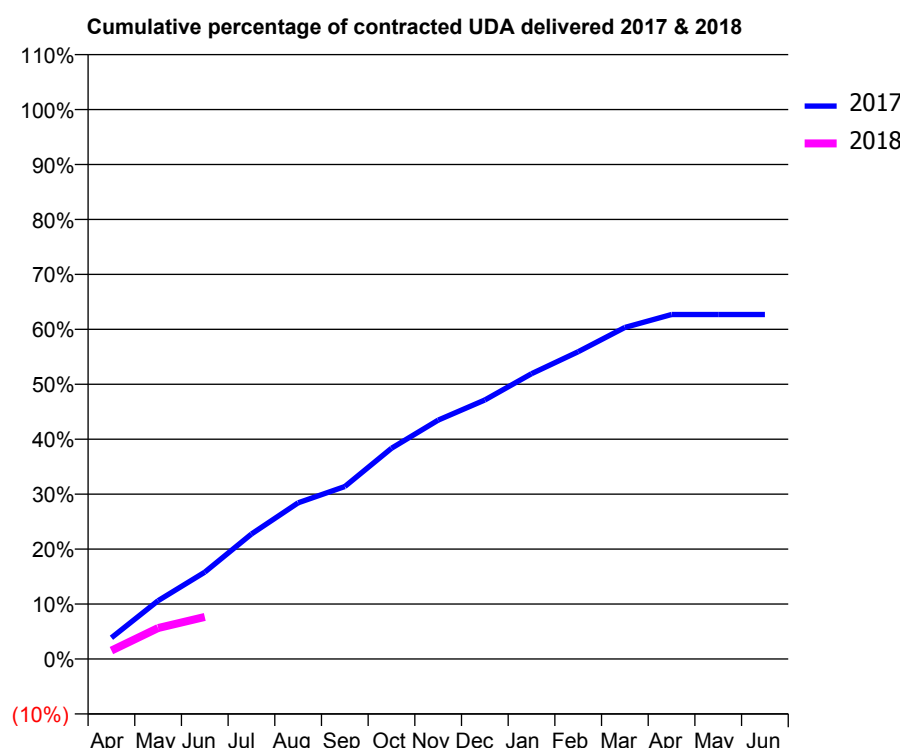
17/18 Contracted general activity (UDA)	62,088
Carry forward general activity (UDA)	0
17/18 Contracted orthodontic activity (UOA)	0
Carry forward orthodontic activity (UOA)	0
Baseline contract value	£1,306,066.99

ACCESS*

Patients seen in 24 months	Total	Change since previous quarter
Quarter ending June 2016	18,423	
Quarter ending September 2016	17,855	↓
Quarter ending December 2016	17,378	↓
Quarter ending March 2017	16,852	↓
Quarter ending June 2017	16,330	↓
Variance since June 2016	(11.4%)	↓



ACTIVITY



Adjusted Scheduled Activity (UDA)		
Month	2017	2018
April	2,409	959
May	6,593	3,498
June	9,816	4,756
July	14,133	
August	17,650	
September	19,494	
October	23,818	
November	26,992	
December	29,262	
January	32,233	
February	34,717	
March	37,469	
April	38,926	
May	38,926	
June	38,926	

QUALITY

	Quantity	Base Number	Contract	AT	Region	England
% of FP17s for the same patient ID Re-attending within 3 months - Children	67	877	7.6%	10.2%	11.6%	12.0%
% of FP17s for the same patient ID Re-attending within 3 months - Adults	484	2,926	16.5%	14.6%	15.9%	16.0%
% of FP17s for the same patient ID Re-attending between 3 & 9 months - Children	333	877	38.0%	59.5%	60.4%	58.0%
% of FP17s for the same patient ID Re-attending between 3 & 9 months - Adults	954	2,926	32.6%	51.5%	52.3%	50.9%
% of FP17s for Band 1 Urgent Courses	410	2,687	15.3%	10.3%	9.5%	9.1%
% of FP17s Relating to Free Repair or Replacements	21	2,687	0.8%	0.8%	0.7%	0.8%
% of FP17s Relating to Continuations	53	2,687	2.0%	1.2%	1.0%	1.1%
% of Patients satisfied with the dentistry they have received	29	32	90.6%	91.8%	91.9%	91.7%
% of Patients satisfied with the time they had to wait for an appointment	28	32	87.5%	87.0%	88.0%	88.0%

* This is based on patients treated on this contract for their most recent course of treatment. Figures in italics indicate the base number of FP17s or Patient Questionnaire responses are less than 100. N/A is shown where the base number of responses is less than 10 during the period. % is calculated as Quantity/Base number*100

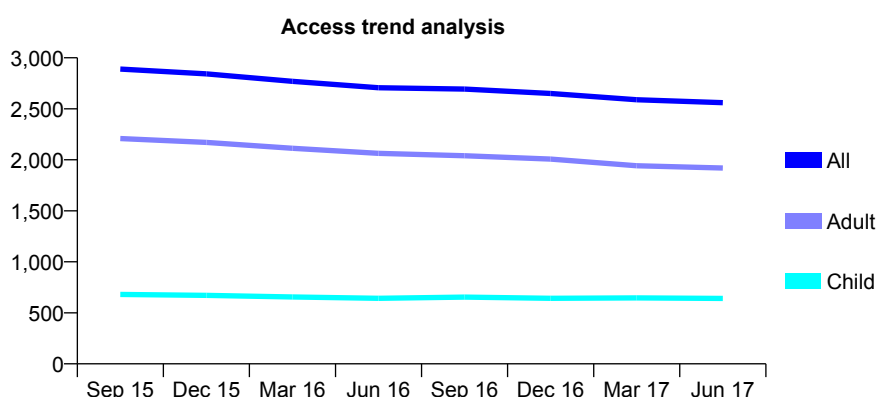
Q66 - Vital Signs At a Glance Contract Report for 337641/0001 - June 2017

Name or company name	MR MI STEWART
Contract type name	GDS Contract
Purpose of contract	General
Contract start date	01/04/2006
Contract end date	

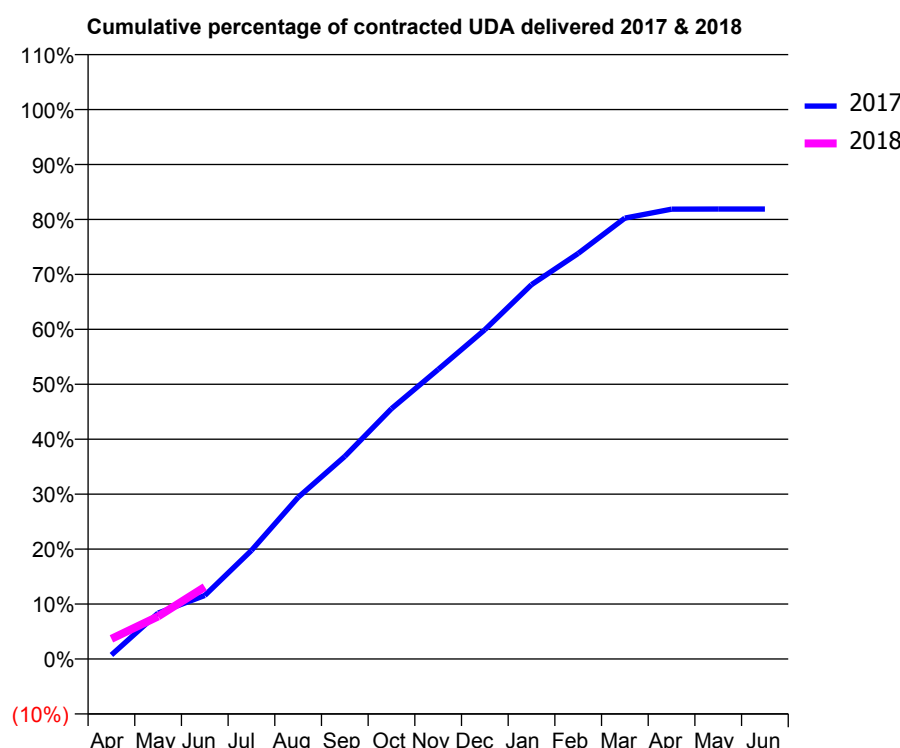
17/18 Contracted general activity (UDA)	5,600
Carry forward general activity (UDA)	0
17/18 Contracted orthodontic activity (UOA)	0
Carry forward orthodontic activity (UOA)	0
Baseline contract value	£140,725.07

ACCESS*

Patients seen in 24 months	Total	Change since previous quarter
Quarter ending June 2016	2,706	
Quarter ending September 2016	2,694	→
Quarter ending December 2016	2,650	↓
Quarter ending March 2017	2,589	↓
Quarter ending June 2017	2,560	↓
Variance since June 2016	(5.4%)	↓



ACTIVITY



Adjusted Scheduled Activity (UDA)		
Month	2017	2018
April	41	206
May	468	435
June	648	734
July	1,107	
August	1,647	
September	2,065	
October	2,552	
November	2,951	
December	3,356	
January	3,816	
February	4,133	
March	4,494	
April	4,585	
May	4,586	
June	4,586	

QUALITY

	Quantity	Base Number	Contract	AT	Region	England
% of FP17s for the same patient ID Re-attending within 3 months - Children	11	191	5.8%	10.2%	11.6%	12.0%
% of FP17s for the same patient ID Re-attending within 3 months - Adults	89	605	14.7%	14.6%	15.9%	16.0%
% of FP17s for the same patient ID Re-attending between 3 & 9 months - Children	81	191	42.4%	59.5%	60.4%	58.0%
% of FP17s for the same patient ID Re-attending between 3 & 9 months - Adults	273	605	45.1%	51.5%	52.3%	50.9%
% of FP17s for Band 1 Urgent Courses	55	489	11.2%	10.3%	9.5%	9.1%
% of FP17s Relating to Free Repair or Replacements	3	489	0.6%	0.8%	0.7%	0.8%
% of FP17s Relating to Continuations	2	489	0.4%	1.2%	1.0%	1.1%
% of Patients satisfied with the dentistry they have received	6	6	N/A	91.8%	91.9%	91.7%
% of Patients satisfied with the time they had to wait for an appointment	6	6	N/A	87.0%	88.0%	88.0%

* This is based on patients treated on this contract for their most recent course of treatment. Figures in italics indicate the base number of FP17s or Patient Questionnaire responses are less than 100. N/A is shown where the base number of responses is less than 10 during the period. % is calculated as Quantity/Base number*100

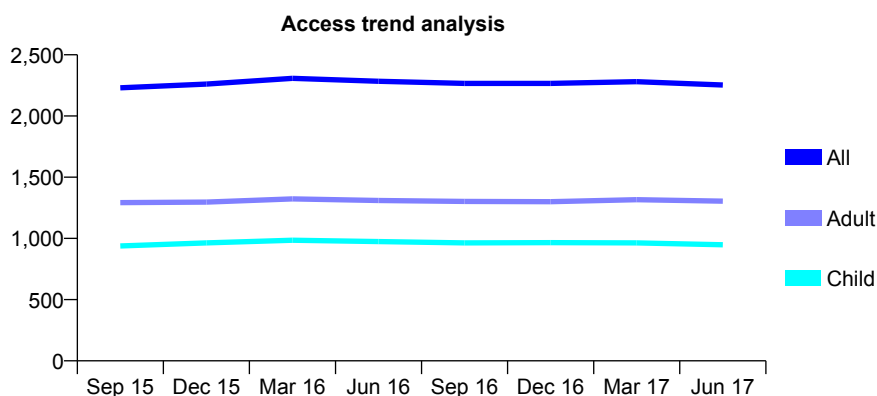
Q66 - Vital Signs At a Glance Contract Report for 340332/0001 - June 2017

Name or company name	MR CJ PRESTON
Contract type name	GDS Contract
Purpose of contract	General
Contract start date	01/05/2006
Contract end date	

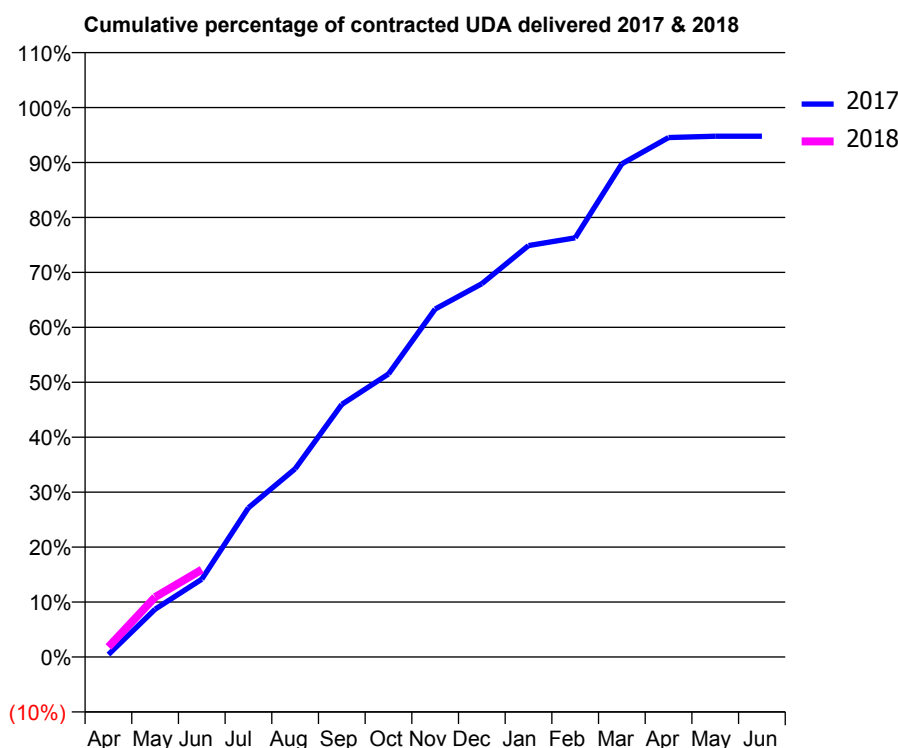
17/18 Contracted general activity (UDA)	2,963
Carry forward general activity (UDA)	0
17/18 Contracted orthodontic activity (UOA)	0
Carry forward orthodontic activity (UOA)	0
Baseline contract value	£83,600.31

ACCESS*

Patients seen in 24 months	Total	Change since previous quarter
Quarter ending June 2016	2,284	
Quarter ending September 2016	2,266	→
Quarter ending December 2016	2,266	→
Quarter ending March 2017	2,280	→
Quarter ending June 2017	2,253	↓
Variance since June 2016	(1.4%)	↓



ACTIVITY



Adjusted Scheduled Activity (UDA)		
Month	2017	2018
April	13	55
May	258	323
June	420	471
July	805	
August	1,015	
September	1,362	
October	1,526	
November	1,876	
December	2,013	
January	2,218	
February	2,260	
March	2,659	
April	2,801	
May	2,808	
June	2,808	

QUALITY

	Quantity	Base Number	Contract	AT	Region	England
% of FP17s for the same patient ID Re-attending within 3 months - Children	15	347	4.3%	10.2%	11.6%	12.0%
% of FP17s for the same patient ID Re-attending within 3 months - Adults	44	405	10.9%	14.6%	15.9%	16.0%
% of FP17s for the same patient ID Re-attending between 3 & 9 months - Children	227	347	65.4%	59.5%	60.4%	58.0%
% of FP17s for the same patient ID Re-attending between 3 & 9 months - Adults	236	405	58.3%	51.5%	52.3%	50.9%
% of FP17s for Band 1 Urgent Courses	15	332	4.5%	10.3%	9.5%	9.1%
% of FP17s Relating to Free Repair or Replacements	1	332	0.3%	0.8%	0.7%	0.8%
% of FP17s Relating to Continuations	0	332	0.0%	1.2%	1.0%	1.1%
% of Patients satisfied with the dentistry they have received	4	4	N/A	91.8%	91.9%	91.7%
% of Patients satisfied with the time they had to wait for an appointment	4	4	N/A	87.0%	88.0%	88.0%

* This is based on patients treated on this contract for their most recent course of treatment. Figures in italics indicate the base number of FP17s or Patient Questionnaire responses are less than 100. N/A is shown where the base number of responses is less than 10 during the period. % is calculated as Quantity/Base number*100

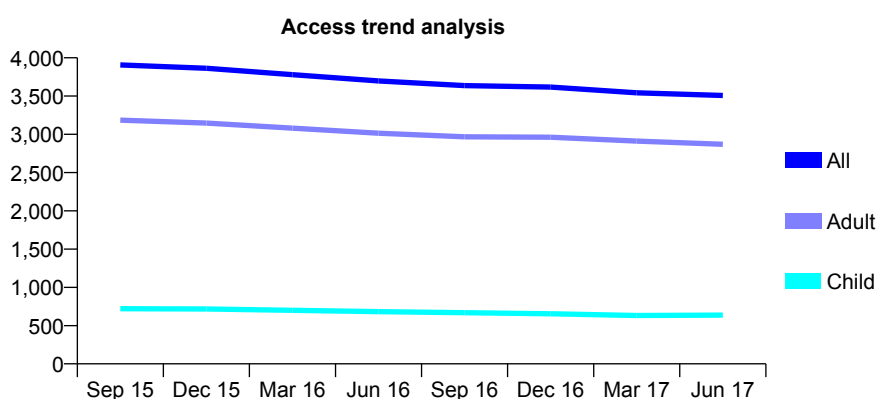
Q66 - Vital Signs At a Glance Contract Report for 354546/0001 - June 2017

Name or company name	MR MA ZARASVAND
Contract type name	GDS Contract
Purpose of contract	General
Contract start date	01/04/2006
Contract end date	

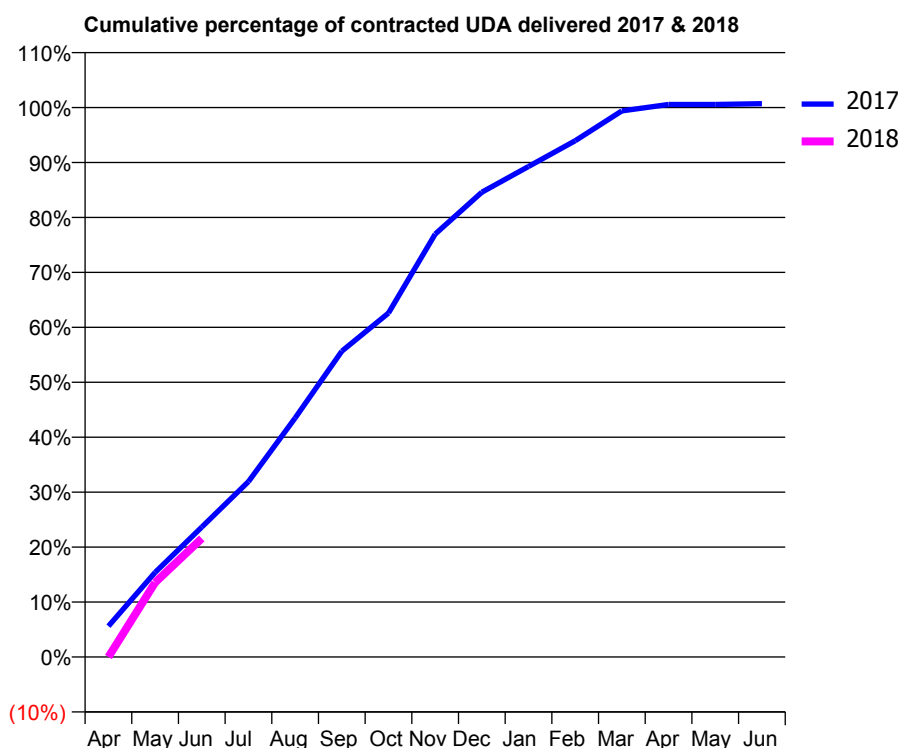
17/18 Contracted general activity (UDA)	9,537
Carry forward general activity (UDA)	0
17/18 Contracted orthodontic activity (UOA)	0
Carry forward orthodontic activity (UOA)	0
Baseline contract value	£214,615.86

ACCESS*

Patients seen in 24 months	Total	Change since previous quarter
Quarter ending June 2016	3,697	
Quarter ending September 2016	3,636	↓
Quarter ending December 2016	3,617	→
Quarter ending March 2017	3,543	↓
Quarter ending June 2017	3,507	↓
Variance since June 2016	(5.1%)	↓



ACTIVITY



Adjusted Scheduled Activity (UDA)		
Month	2017	2018
April	535	0
May	1,469	1,293
June	2,255	2,058
July	3,045	
August	4,149	
September	5,308	
October	5,969	
November	7,340	
December	8,067	
January	8,514	
February	8,959	
March	9,479	
April	9,589	
May	9,590	
June	9,602	

QUALITY

	Quantity	Base Number	Contract	AT	Region	England
% of FP17s for the same patient ID Re-attending within 3 months - Children	2	333	0.6%	10.2%	11.6%	12.0%
% of FP17s for the same patient ID Re-attending within 3 months - Adults	29	949	3.1%	14.6%	15.9%	16.0%
% of FP17s for the same patient ID Re-attending between 3 & 9 months - Children	208	333	62.5%	59.5%	60.4%	58.0%
% of FP17s for the same patient ID Re-attending between 3 & 9 months - Adults	721	949	76.0%	51.5%	52.3%	50.9%
% of FP17s for Band 1 Urgent Courses	39	1,186	3.3%	10.3%	9.5%	9.1%
% of FP17s Relating to Free Repair or Replacements	0	1,186	0.0%	0.8%	0.7%	0.8%
% of FP17s Relating to Continuations	0	1,186	0.0%	1.2%	1.0%	1.1%
% of Patients satisfied with the dentistry they have received	37	39	94.9%	91.8%	91.9%	91.7%
% of Patients satisfied with the time they had to wait for an appointment	35	39	89.7%	87.0%	88.0%	88.0%

* This is based on patients treated on this contract for their most recent course of treatment. Figures in italics indicate the base number of FP17s or Patient Questionnaire responses are less than 100. N/A is shown where the base number of responses is less than 10 during the period. % is calculated as Quantity/Base number*100

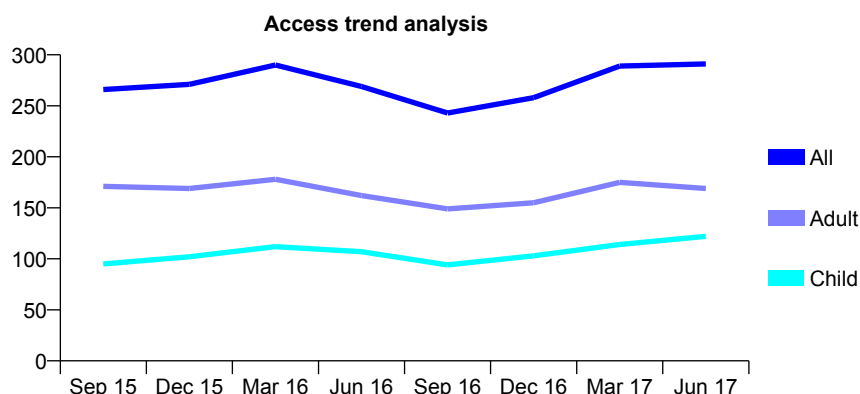
Q66 - Vital Signs At a Glance Contract Report for 367001/0002 - June 2017

Name or company name	MR RJ METCALFE
Contract type name	GDS Contract
Purpose of contract	General
Contract start date	02/06/2008
Contract end date	

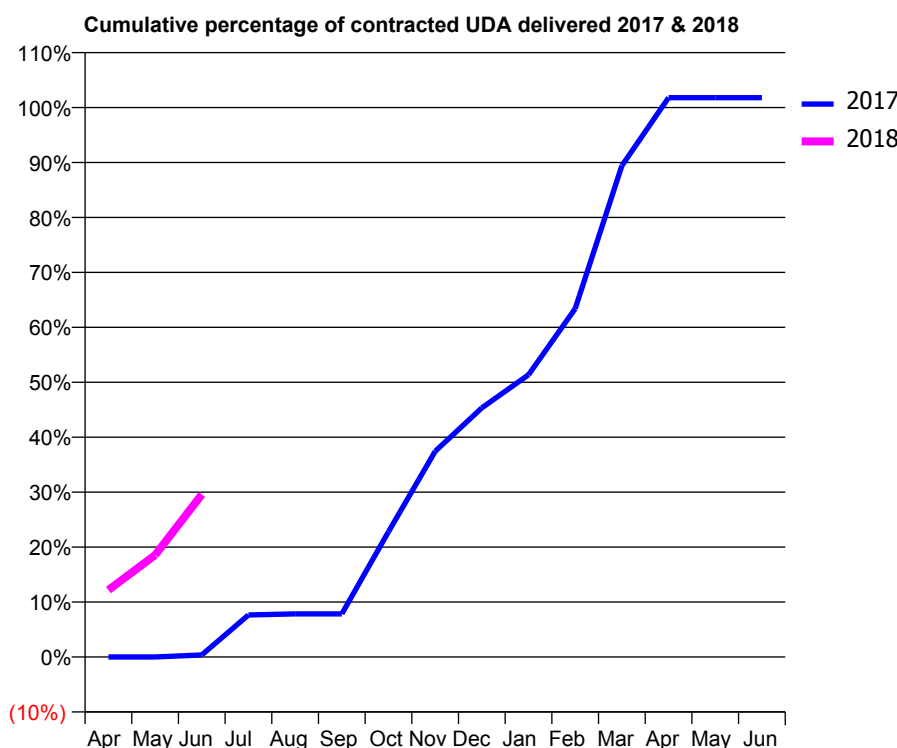
17/18 Contracted general activity (UDA)	535
Carry forward general activity (UDA)	0
17/18 Contracted orthodontic activity (UOA)	0
Carry forward orthodontic activity (UOA)	0
Baseline contract value	£13,697.19

ACCESS*

Patients seen in 24 months	Total	Change since previous quarter
Quarter ending June 2016	269	
Quarter ending September 2016	243	↓
Quarter ending December 2016	258	↑
Quarter ending March 2017	289	↑
Quarter ending June 2017	291	→
Variance since June 2016	8.2%	↑



ACTIVITY



Adjusted Scheduled Activity (UDA)		
Month	2017	2018
April	0	65
May	0	99
June	2	158
July	41	
August	42	
September	42	
October	122	
November	200	
December	243	
January	275	
February	339	
March	478	
April	545	
May	545	
June	545	

QUALITY

	Quantity	Base Number	Contract	AT	Region	England
% of FP17s for the same patient ID Re-attending within 3 months - Children	3	46	6.5%	10.2%	11.6%	12.0%
% of FP17s for the same patient ID Re-attending within 3 months - Adults	13	52	25.0%	14.6%	15.9%	16.0%
% of FP17s for the same patient ID Re-attending between 3 & 9 months - Children	14	46	30.4%	59.5%	60.4%	58.0%
% of FP17s for the same patient ID Re-attending between 3 & 9 months - Adults	10	52	19.2%	51.5%	52.3%	50.9%
% of FP17s for Band 1 Urgent Courses	1	67	1.5%	10.3%	9.5%	9.1%
% of FP17s Relating to Free Repair or Replacements	1	67	1.5%	0.8%	0.7%	0.8%
% of FP17s Relating to Continuations	1	67	1.5%	1.2%	1.0%	1.1%
% of Patients satisfied with the dentistry they have received	1	2	N/A	91.8%	91.9%	91.7%
% of Patients satisfied with the time they had to wait for an appointment	2	2	N/A	87.0%	88.0%	88.0%

* This is based on patients treated on this contract for their most recent course of treatment. Figures in italics indicate the base number of FP17s or Patient Questionnaire responses are less than 100. N/A is shown where the base number of responses is less than 10 during the period. % is calculated as Quantity/Base number*100

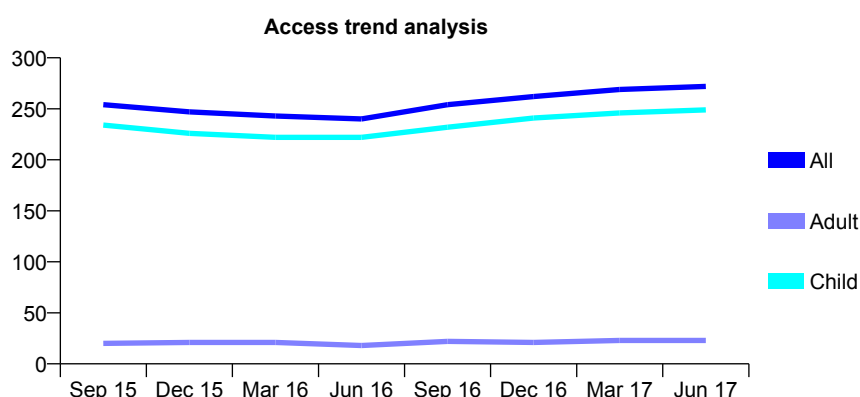
Q66 - Vital Signs At a Glance Contract Report for 560367/0001 - June 2017

Name or company name	Park Crescent Dental Practice
Contract type name	GDS Contract
Purpose of contract	General
Contract start date	01/04/2006
Contract end date	

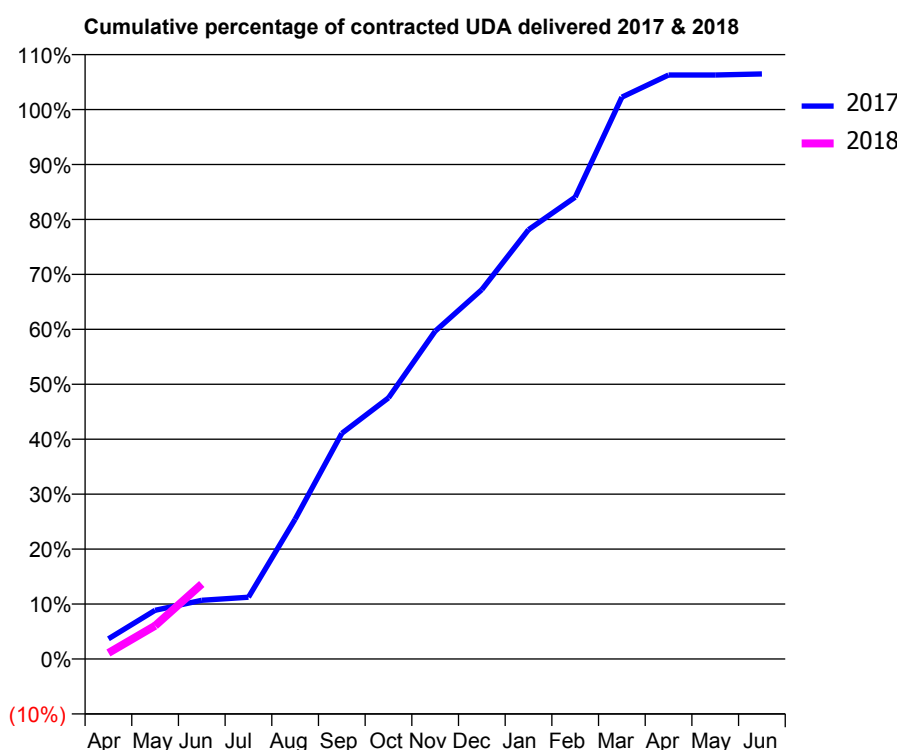
17/18 Contracted general activity (UDA)	544
Carry forward general activity (UDA)	0
17/18 Contracted orthodontic activity (UOA)	0
Carry forward orthodontic activity (UOA)	0
Baseline contract value	£10,366.03

ACCESS*

Patients seen in 24 months	Total	Change since previous quarter
Quarter ending June 2016	240	
Quarter ending September 2016	254	↑
Quarter ending December 2016	262	↑
Quarter ending March 2017	269	↑
Quarter ending June 2017	272	→
Variance since June 2016	13.3%	↑



ACTIVITY



Month	Adjusted Scheduled Activity (UDA)	
	2017	2018
April	20	6
May	48	33
June	58	74
July	61	
August	138	
September	223	
October	259	
November	325	
December	366	
January	425	
February	457	
March	556	
April	578	
May	578	
June	579	

QUALITY

	Quantity	Base Number	Contract	AT	Region	England
% of FP17s for the same patient ID Re-attending within 3 months - Children	1	75	1.3%	10.2%	11.6%	12.0%
% of FP17s for the same patient ID Re-attending within 3 months - Adults	0	0	N/A	14.6%	15.9%	16.0%
% of FP17s for the same patient ID Re-attending between 3 & 9 months - Children	55	75	73.3%	59.5%	60.4%	58.0%
% of FP17s for the same patient ID Re-attending between 3 & 9 months - Adults	0	0	N/A	51.5%	52.3%	50.9%
% of FP17s for Band 1 Urgent Courses	1	60	1.7%	10.3%	9.5%	9.1%
% of FP17s Relating to Free Repair or Replacements	0	60	0.0%	0.8%	0.7%	0.8%
% of FP17s Relating to Continuations	0	60	0.0%	1.2%	1.0%	1.1%
% of Patients satisfied with the dentistry they have received	0	0	N/A	91.8%	91.9%	91.7%
% of Patients satisfied with the time they had to wait for an appointment	0	0	N/A	87.0%	88.0%	88.0%

* This is based on patients treated on this contract for their most recent course of treatment. Figures in italics indicate the base number of FP17s or Patient Questionnaire responses are less than 100. N/A is shown where the base number of responses is less than 10 during the period. % is calculated as Quantity/Base number*100

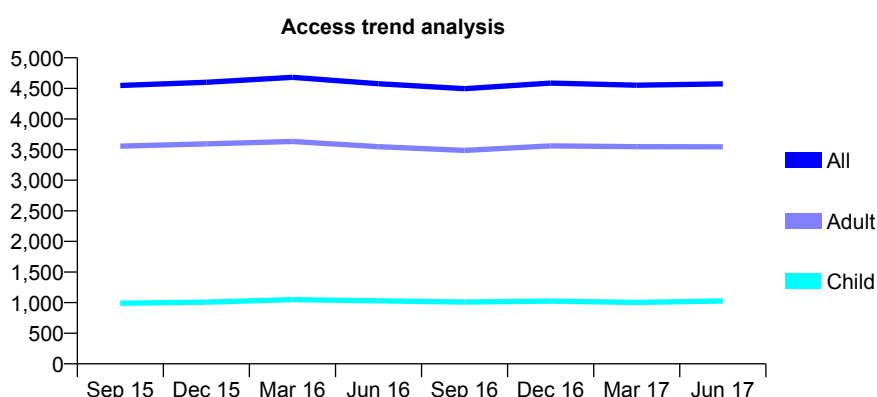
Q66 - Vital Signs At a Glance Contract Report for 565148/0001 - June 2017

Name or company name	MR PM PROSSER
Contract type name	GDS Contract
Purpose of contract	General
Contract start date	01/04/2006
Contract end date	

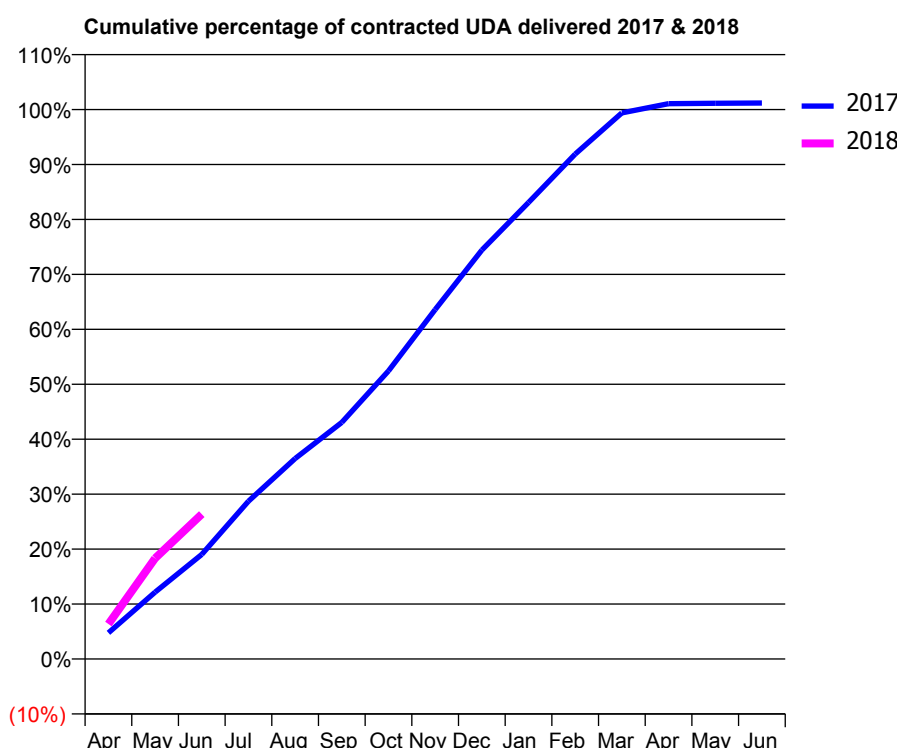
17/18 Contracted general activity (UDA)	13,362
Carry forward general activity (UDA)	0
17/18 Contracted orthodontic activity (UOA)	0
Carry forward orthodontic activity (UOA)	0
Baseline contract value	£346,593.54

ACCESS*

Patients seen in 24 months	Total	Change since previous quarter
Quarter ending June 2016	4,577	
Quarter ending September 2016	4,496	↓
Quarter ending December 2016	4,587	↑
Quarter ending March 2017	4,553	→
Quarter ending June 2017	4,573	→
Variance since June 2016	(0.1%)	→



ACTIVITY



Adjusted Scheduled Activity (UDA)		
Month	2017	2018
April	636	852
May	1,626	2,451
June	2,545	3,523
July	3,839	
August	4,874	
September	5,755	
October	7,005	
November	8,498	
December	9,943	
January	11,101	
February	12,278	
March	13,280	
April	13,505	
May	13,514	
June	13,518	

QUALITY

	Quantity	Base Number	Contract	AT	Region	England
% of FP17s for the same patient ID Re-attending within 3 months - Children	38	466	8.2%	10.2%	11.6%	12.0%
% of FP17s for the same patient ID Re-attending within 3 months - Adults	235	1,464	16.1%	14.6%	15.9%	16.0%
% of FP17s for the same patient ID Re-attending between 3 & 9 months - Children	306	466	65.7%	59.5%	60.4%	58.0%
% of FP17s for the same patient ID Re-attending between 3 & 9 months - Adults	927	1,464	63.3%	51.5%	52.3%	50.9%
% of FP17s for Band 1 Urgent Courses	106	1,817	5.8%	10.3%	9.5%	9.1%
% of FP17s Relating to Free Repair or Replacements	31	1,817	1.7%	0.8%	0.7%	0.8%
% of FP17s Relating to Continuations	59	1,817	3.2%	1.2%	1.0%	1.1%
% of Patients satisfied with the dentistry they have received	13	13	100.0%	91.8%	91.9%	91.7%
% of Patients satisfied with the time they had to wait for an appointment	11	13	84.6%	87.0%	88.0%	88.0%

* This is based on patients treated on this contract for their most recent course of treatment. Figures in italics indicate the base number of FP17s or Patient Questionnaire responses are less than 100. N/A is shown where the base number of responses is less than 10 during the period. % is calculated as Quantity/Base number*100

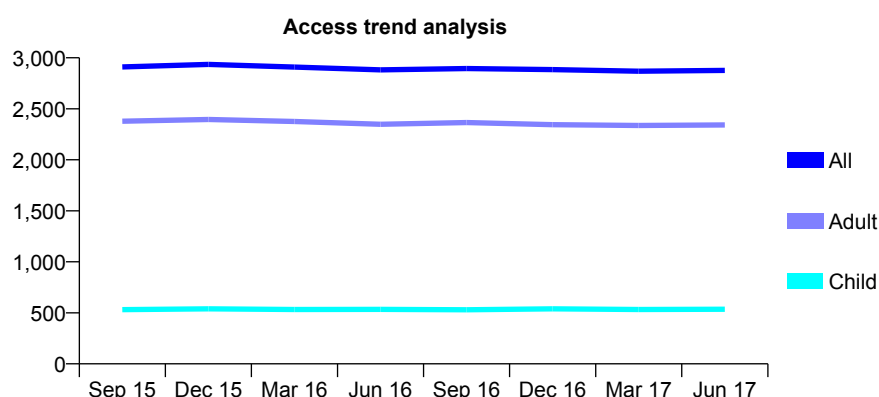
Q66 - Vital Signs At a Glance Contract Report for 566837/0001 - June 2017

Name or company name	MR K MCGAREY
Contract type name	GDS Contract
Purpose of contract	General
Contract start date	01/04/2006
Contract end date	

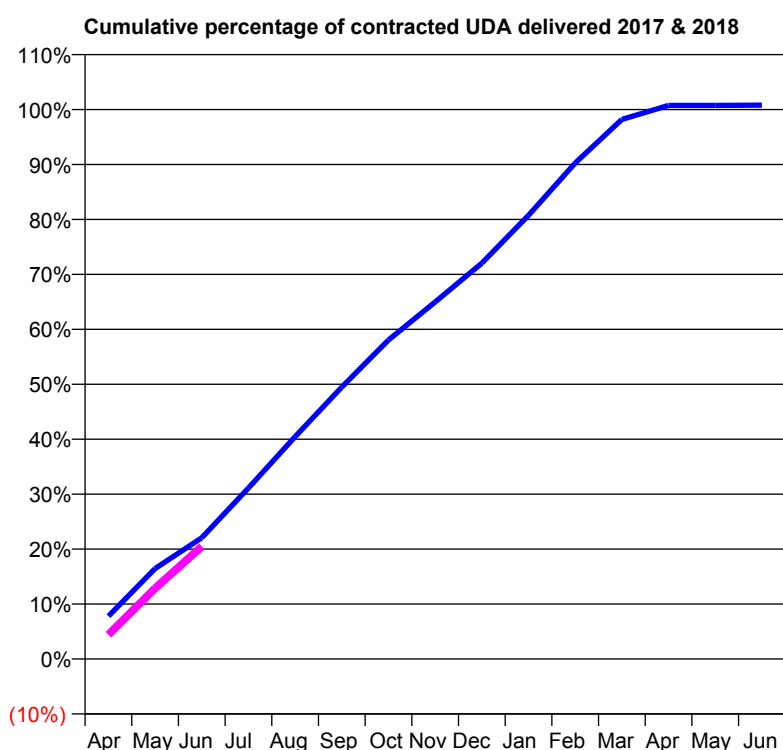
17/18 Contracted general activity (UDA)	10,175
Carry forward general activity (UDA)	0
17/18 Contracted orthodontic activity (UOA)	0
Carry forward orthodontic activity (UOA)	0
Baseline contract value	£238,179.19

ACCESS*

Patients seen in 24 months	Total	Change since previous quarter
Quarter ending June 2016	2,882	
Quarter ending September 2016	2,895	→
Quarter ending December 2016	2,884	→
Quarter ending March 2017	2,869	→
Quarter ending June 2017	2,877	→
Variance since June 2016	(0.2%)	→



ACTIVITY



Month	Adjusted Scheduled Activity (UDA)	
	2017	2018
April	794	450
May	1,676	1,311
June	2,246	2,086
July	3,166	
August	4,117	
September	5,036	
October	5,908	
November	6,611	
December	7,329	
January	8,216	
February	9,183	
March	9,992	
April	10,250	
May	10,250	
June	10,256	

QUALITY

	Quantity	Base Number	Contract	AT	Region	England
% of FP17s for the same patient ID Re-attending within 3 months - Children	16	186	8.6%	10.2%	11.6%	12.0%
% of FP17s for the same patient ID Re-attending within 3 months - Adults	119	843	14.1%	14.6%	15.9%	16.0%
% of FP17s for the same patient ID Re-attending between 3 & 9 months - Children	121	186	65.1%	59.5%	60.4%	58.0%
% of FP17s for the same patient ID Re-attending between 3 & 9 months - Adults	502	843	59.5%	51.5%	52.3%	50.9%
% of FP17s for Band 1 Urgent Courses	29	899	3.2%	10.3%	9.5%	9.1%
% of FP17s Relating to Free Repair or Replacements	19	899	2.1%	0.8%	0.7%	0.8%
% of FP17s Relating to Continuations	16	899	1.8%	1.2%	1.0%	1.1%
% of Patients satisfied with the dentistry they have received	17	19	89.5%	91.8%	91.9%	91.7%
% of Patients satisfied with the time they had to wait for an appointment	17	19	89.5%	87.0%	88.0%	88.0%

* This is based on patients treated on this contract for their most recent course of treatment. Figures in italics indicate the base number of FP17s or Patient Questionnaire responses are less than 100. N/A is shown where the base number of responses is less than 10 during the period. % is calculated as Quantity/Base number*100

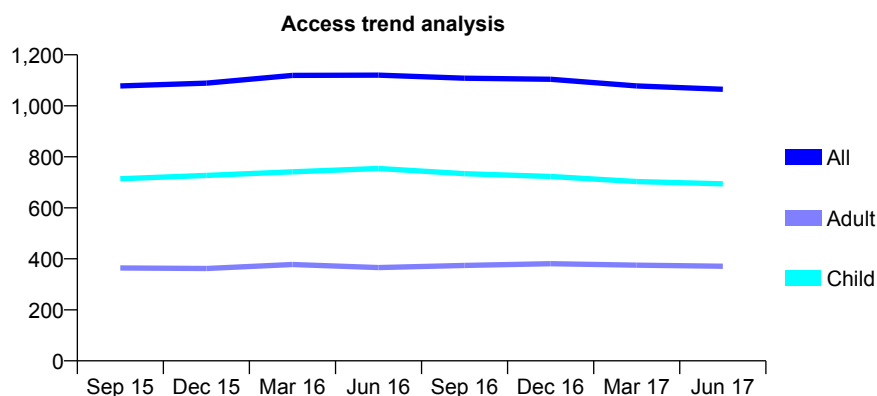
Q66 - Vital Signs At a Glance Contract Report for 575615/0001 - June 2017

Name or company name	Mr S F Hamilton
Contract type name	GDS Contract
Purpose of contract	General
Contract start date	01/04/2006
Contract end date	

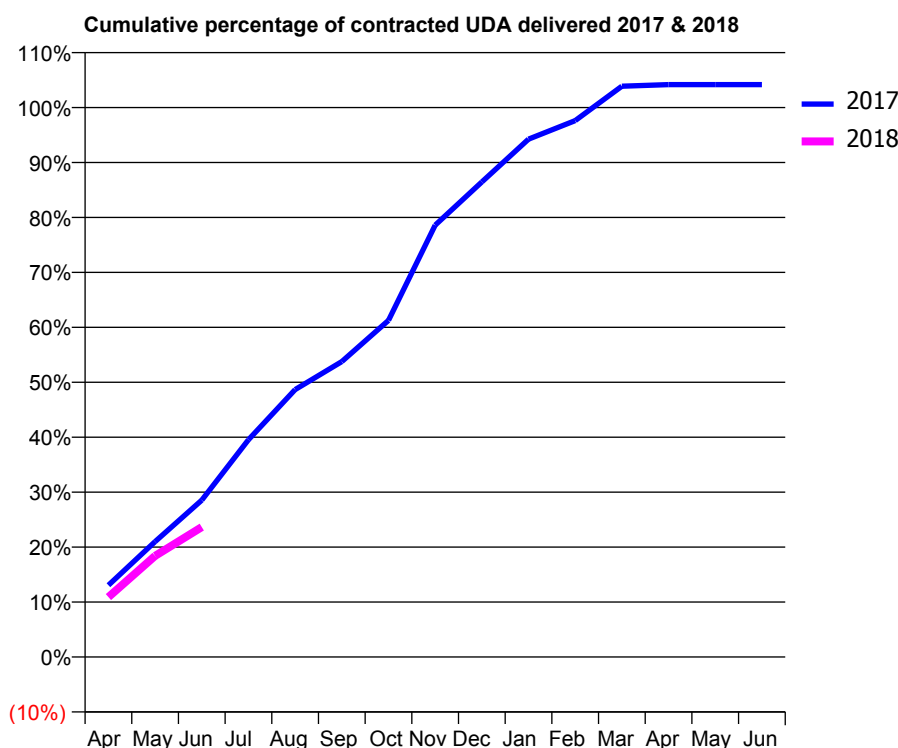
17/18 Contracted general activity (UDA)	2,450
Carry forward general activity (UDA)	0
17/18 Contracted orthodontic activity (UOA)	0
Carry forward orthodontic activity (UOA)	0
Baseline contract value	£53,960.09

ACCESS*

Patients seen in 24 months	Total	Change since previous quarter
Quarter ending June 2016	1,120	
Quarter ending September 2016	1,108	↓
Quarter ending December 2016	1,104	→
Quarter ending March 2017	1,078	↓
Quarter ending June 2017	1,065	↓
Variance since June 2016	(4.9%)	↓



ACTIVITY



Adjusted Scheduled Activity (UDA)		
Month	2017	2018
April	320	267
May	514	451
June	699	579
July	969	
August	1,193	
September	1,317	
October	1,501	
November	1,925	
December	2,118	
January	2,309	
February	2,392	
March	2,545	
April	2,552	
May	2,552	
June	2,552	

QUALITY

	Quantity	Base Number	Contract	AT	Region	England
% of FP17s for the same patient ID Re-attending within 3 months - Children	34	385	8.8%	10.2%	11.6%	12.0%
% of FP17s for the same patient ID Re-attending within 3 months - Adults	5	101	5.0%	14.6%	15.9%	16.0%
% of FP17s for the same patient ID Re-attending between 3 & 9 months - Children	277	385	71.9%	59.5%	60.4%	58.0%
% of FP17s for the same patient ID Re-attending between 3 & 9 months - Adults	71	101	70.3%	51.5%	52.3%	50.9%
% of FP17s for Band 1 Urgent Courses	7	483	1.4%	10.3%	9.5%	9.1%
% of FP17s Relating to Free Repair or Replacements	0	483	0.0%	0.8%	0.7%	0.8%
% of FP17s Relating to Continuations	0	483	0.0%	1.2%	1.0%	1.1%
% of Patients satisfied with the dentistry they have received	0	1	N/A	91.8%	91.9%	91.7%
% of Patients satisfied with the time they had to wait for an appointment	1	1	N/A	87.0%	88.0%	88.0%

* This is based on patients treated on this contract for their most recent course of treatment. Figures in italics indicate the base number of FP17s or Patient Questionnaire responses are less than 100. N/A is shown where the base number of responses is less than 10 during the period. % is calculated as Quantity/Base number*100

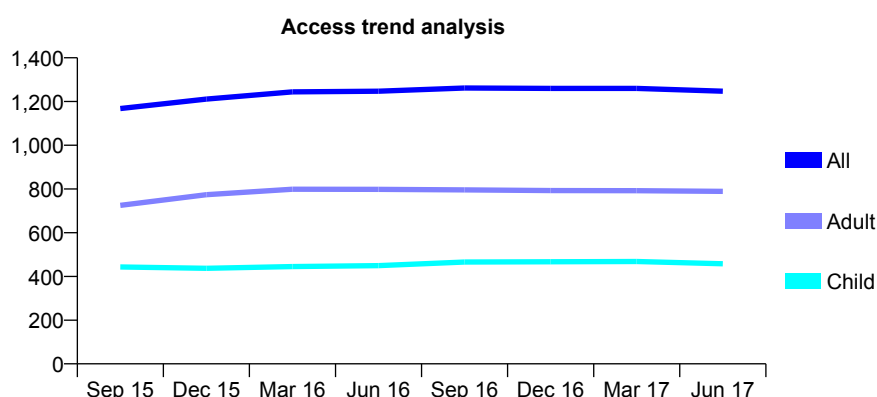
Q66 - Vital Signs At a Glance Contract Report for 632252/0002 - June 2017

Name or company name	MR R MACRAE
Contract type name	GDS Contract
Purpose of contract	General
Contract start date	01/04/2006
Contract end date	

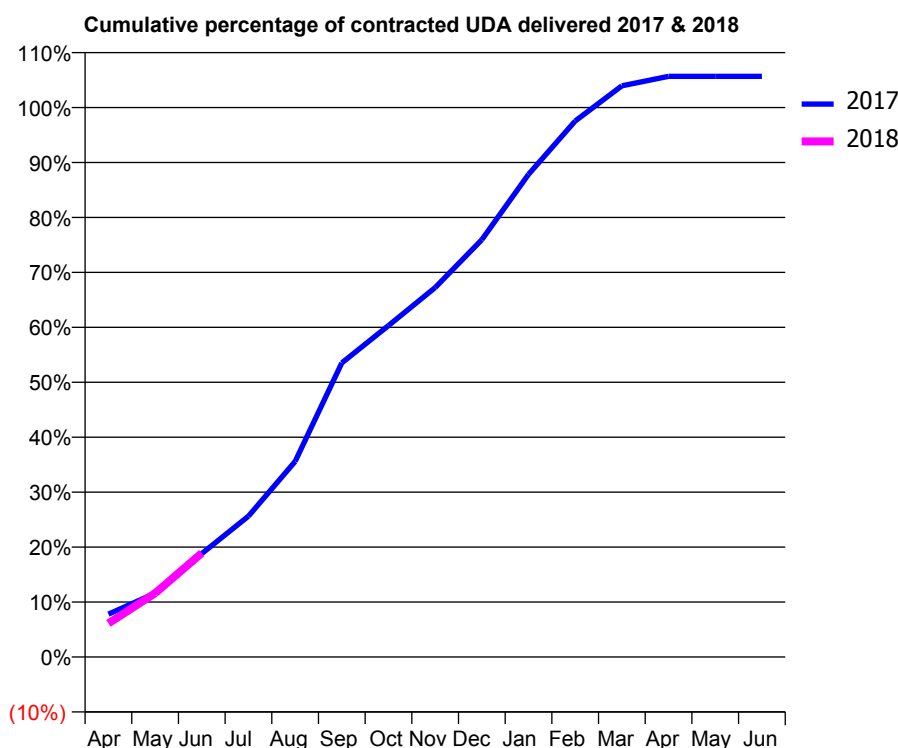
17/18 Contracted general activity (UDA)	1,000
Carry forward general activity (UDA)	0
17/18 Contracted orthodontic activity (UOA)	0
Carry forward orthodontic activity (UOA)	0
Baseline contract value	£21,405.77

ACCESS*

Patients seen in 24 months	Total	Change since previous quarter
Quarter ending June 2016	1,247	
Quarter ending September 2016	1,262	→
Quarter ending December 2016	1,260	→
Quarter ending March 2017	1,260	→
Quarter ending June 2017	1,247	↓
Variance since June 2016	0.0%	→



ACTIVITY



Month	Adjusted Scheduled Activity (UDA)	
	2017	2018
April	78	61
May	116	116
June	188	189
July	256	
August	356	
September	535	
October	603	
November	672	
December	759	
January	878	
February	975	
March	1,039	
April	1,057	
May	1,057	
June	1,057	

QUALITY

	Quantity	Base Number	Contract	AT	Region	England
% of FP17s for the same patient ID Re-attending within 3 months - Children	8	163	4.9%	10.2%	11.6%	12.0%
% of FP17s for the same patient ID Re-attending within 3 months - Adults	42	282	14.9%	14.6%	15.9%	16.0%
% of FP17s for the same patient ID Re-attending between 3 & 9 months - Children	119	163	73.0%	59.5%	60.4%	58.0%
% of FP17s for the same patient ID Re-attending between 3 & 9 months - Adults	186	282	66.0%	51.5%	52.3%	50.9%
% of FP17s for Band 1 Urgent Courses	1	119	0.8%	10.3%	9.5%	9.1%
% of FP17s Relating to Free Repair or Replacements	0	119	0.0%	0.8%	0.7%	0.8%
% of FP17s Relating to Continuations	0	119	0.0%	1.2%	1.0%	1.1%
% of Patients satisfied with the dentistry they have received	6	6	N/A	91.8%	91.9%	91.7%
% of Patients satisfied with the time they had to wait for an appointment	5	6	N/A	87.0%	88.0%	88.0%

* This is based on patients treated on this contract for their most recent course of treatment. Figures in italics indicate the base number of FP17s or Patient Questionnaire responses are less than 100. N/A is shown where the base number of responses is less than 10 during the period. % is calculated as Quantity/Base number*100

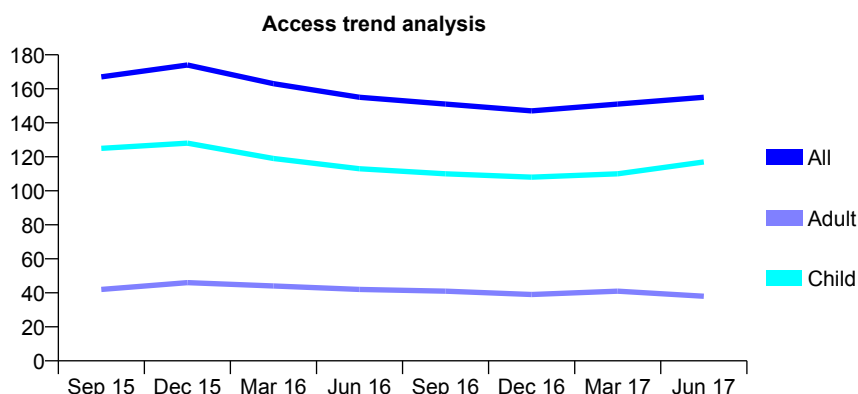
Q66 - Vital Signs At a Glance Contract Report for 636185/0001 - June 2017

Name or company name	MRS JR STEMBRIDGE
Contract type name	GDS Contract
Purpose of contract	General
Contract start date	01/04/2006
Contract end date	

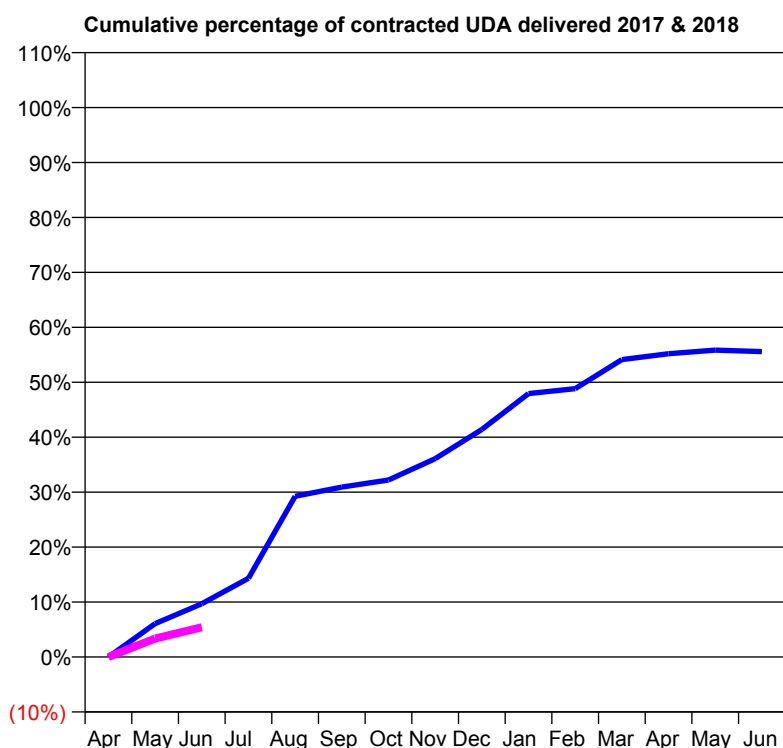
17/18 Contracted general activity (UDA)	774
Carry forward general activity (UDA)	0
17/18 Contracted orthodontic activity (UOA)	0
Carry forward orthodontic activity (UOA)	0
Baseline contract value	£17,544.19

ACCESS*

Patients seen in 24 months	Total	Change since previous quarter
Quarter ending June 2016	155	
Quarter ending September 2016	151	↓
Quarter ending December 2016	147	↓
Quarter ending March 2017	151	↑
Quarter ending June 2017	155	↑
Variance since June 2016	0.0%	→



ACTIVITY



Adjusted Scheduled Activity (UDA)		
Month	2017	2018
April	0	0
May	47	26
June	75	42
July	111	
August	226	
September	239	
October	249	
November	279	
December	321	
January	371	
February	378	
March	419	
April	427	
May	432	
June	430	

QUALITY

	Quantity	Base Number	Contract	AT	Region	England
% of FP17s for the same patient ID Re-attending within 3 months - Children	1	34	2.9%	10.2%	11.6%	12.0%
% of FP17s for the same patient ID Re-attending within 3 months - Adults	0	5	0.0%	14.6%	15.9%	16.0%
% of FP17s for the same patient ID Re-attending between 3 & 9 months - Children	14	34	41.2%	59.5%	60.4%	58.0%
% of FP17s for the same patient ID Re-attending between 3 & 9 months - Adults	4	5	80.0%	51.5%	52.3%	50.9%
% of FP17s for Band 1 Urgent Courses	0	34	0.0%	10.3%	9.5%	9.1%
% of FP17s Relating to Free Repair or Replacements	0	34	0.0%	0.8%	0.7%	0.8%
% of FP17s Relating to Continuations	0	34	0.0%	1.2%	1.0%	1.1%
% of Patients satisfied with the dentistry they have received	0	0	N/A	91.8%	91.9%	91.7%
% of Patients satisfied with the time they had to wait for an appointment	0	0	N/A	87.0%	88.0%	88.0%

* This is based on patients treated on this contract for their most recent course of treatment. Figures in italics indicate the base number of FP17s or Patient Questionnaire responses are less than 100. N/A is shown where the base number of responses is less than 10 during the period. % is calculated as Quantity/Base number*100

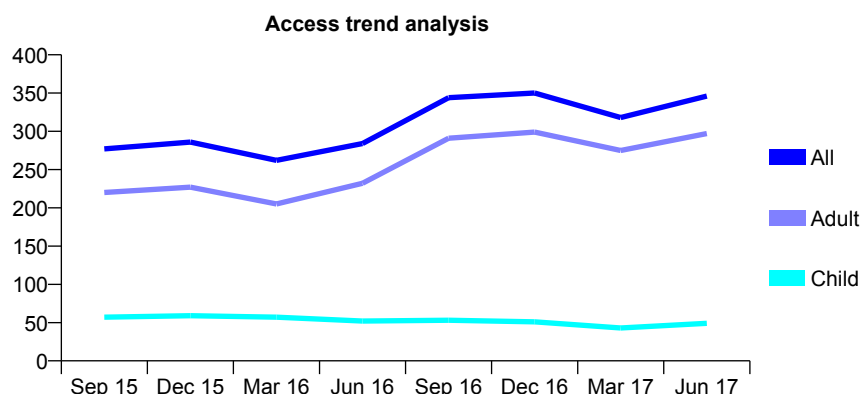
Q66 - Vital Signs At a Glance Contract Report for 641308/0002 - June 2017

Name or company name	MR JN CHOPE
Contract type name	GDS Contract
Purpose of contract	General
Contract start date	01/04/2006
Contract end date	

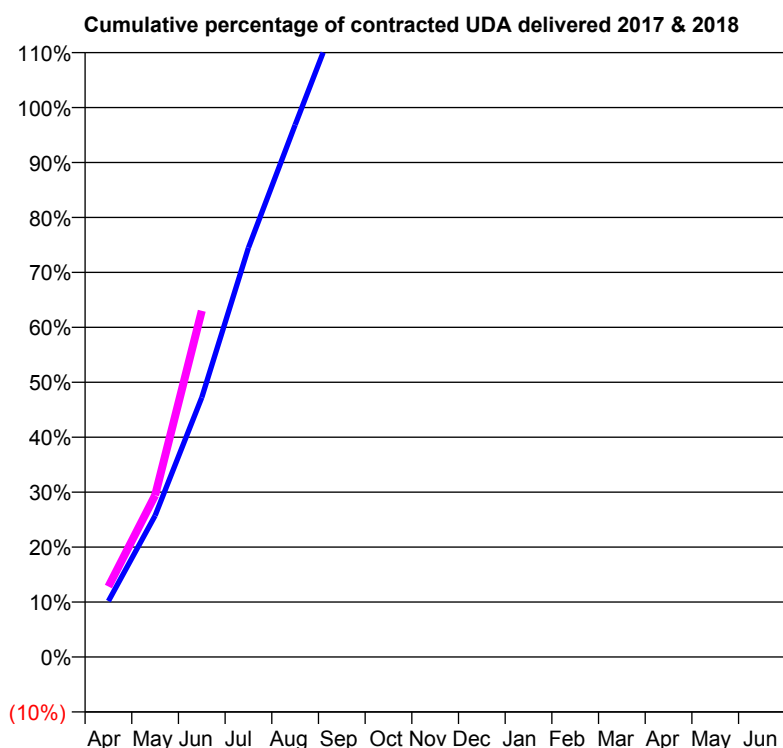
17/18 Contracted general activity (UDA)	265
Carry forward general activity (UDA)	0
17/18 Contracted orthodontic activity (UOA)	0
Carry forward orthodontic activity (UOA)	0
Baseline contract value	£70,162.91

ACCESS*

Patients seen in 24 months	Total	Change since previous quarter
Quarter ending June 2016	284	
Quarter ending September 2016	344	↑
Quarter ending December 2016	350	→
Quarter ending March 2017	318	↓
Quarter ending June 2017	346	↑
Variance since June 2016	21.8%	↑



ACTIVITY



Month	Adjusted Scheduled Activity (UDA)	
	2017	2018
April	27	34
May	68	78
June	125	167
July	197	
August	257	
September	315	
October	354	
November	390	
December	418	
January	464	
February	492	
March	553	
April	572	
May	574	
June	573	

QUALITY

	Quantity	Base Number	Contract	AT	Region	England
% of FP17s for the same patient ID Re-attending within 3 months - Children	2	18	11.1%	10.2%	11.6%	12.0%
% of FP17s for the same patient ID Re-attending within 3 months - Adults	1	70	1.4%	14.6%	15.9%	16.0%
% of FP17s for the same patient ID Re-attending between 3 & 9 months - Children	10	18	55.6%	59.5%	60.4%	58.0%
% of FP17s for the same patient ID Re-attending between 3 & 9 months - Adults	8	70	11.4%	51.5%	52.3%	50.9%
% of FP17s for Band 1 Urgent Courses	0	81	0.0%	10.3%	9.5%	9.1%
% of FP17s Relating to Free Repair or Replacements	0	81	0.0%	0.8%	0.7%	0.8%
% of FP17s Relating to Continuations	2	81	2.5%	1.2%	1.0%	1.1%
% of Patients satisfied with the dentistry they have received	2	3	N/A	91.8%	91.9%	91.7%
% of Patients satisfied with the time they had to wait for an appointment	2	3	N/A	87.0%	88.0%	88.0%

* This is based on patients treated on this contract for their most recent course of treatment. Figures in italics indicate the base number of FP17s or Patient Questionnaire responses are less than 100. N/A is shown where the base number of responses is less than 10 during the period. % is calculated as Quantity/Base number*100

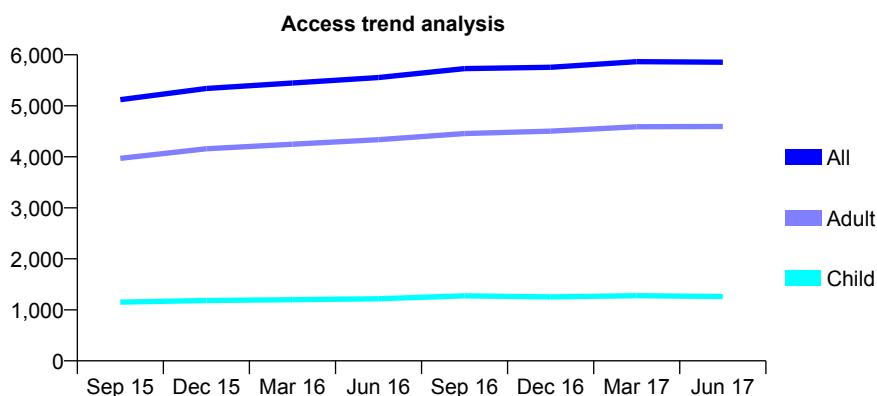
Q66 - Vital Signs At a Glance Contract Report for 641308/0003 - June 2017

Name or company name	MR JN CHOPE
Contract type name	GDS Contract
Purpose of contract	General
Contract start date	01/10/2009
Contract end date	

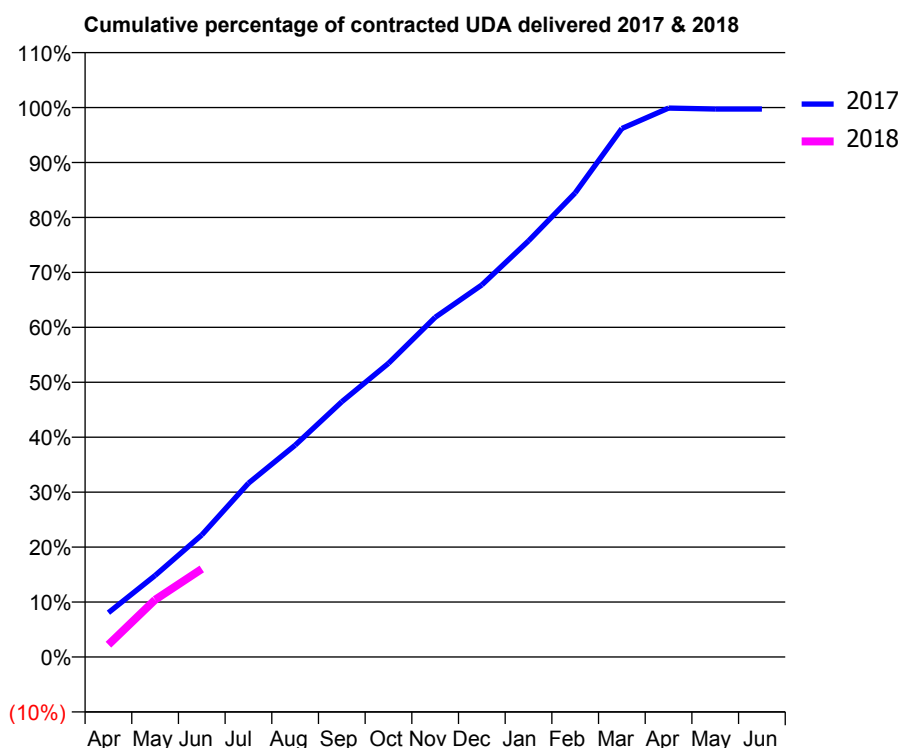
17/18 Contracted general activity (UDA)	19,500
Carry forward general activity (UDA)	0
17/18 Contracted orthodontic activity (UOA)	0
Carry forward orthodontic activity (UOA)	0
Baseline contract value	£585,562.33

ACCESS*

Patients seen in 24 months	Total	Change since previous quarter
Quarter ending June 2016	5,554	
Quarter ending September 2016	5,730	↑
Quarter ending December 2016	5,755	→
Quarter ending March 2017	5,866	→
Quarter ending June 2017	5,856	→
Variance since June 2016	5.4%	↑



ACTIVITY



Adjusted Scheduled Activity (UDA)		
Month	2017	2018
April	1,572	435
May	2,892	2,032
June	4,334	3,125
July	6,169	
August	7,515	
September	9,061	
October	10,421	
November	12,054	
December	13,205	
January	14,765	
February	16,469	
March	18,755	
April	19,480	
May	19,446	
June	19,445	

QUALITY

	Quantity	Base Number	Contract	AT	Region	England
% of FP17s for the same patient ID Re-attending within 3 months - Children	56	382	14.7%	10.2%	11.6%	12.0%
% of FP17s for the same patient ID Re-attending within 3 months - Adults	265	1,447	18.3%	14.6%	15.9%	16.0%
% of FP17s for the same patient ID Re-attending between 3 & 9 months - Children	223	382	58.4%	59.5%	60.4%	58.0%
% of FP17s for the same patient ID Re-attending between 3 & 9 months - Adults	815	1,447	56.3%	51.5%	52.3%	50.9%
% of FP17s for Band 1 Urgent Courses	217	1,504	14.4%	10.3%	9.5%	9.1%
% of FP17s Relating to Free Repair or Replacements	6	1,504	0.4%	0.8%	0.7%	0.8%
% of FP17s Relating to Continuations	19	1,504	1.3%	1.2%	1.0%	1.1%
% of Patients satisfied with the dentistry they have received	84	98	85.7%	91.8%	91.9%	91.7%
% of Patients satisfied with the time they had to wait for an appointment	80	98	81.6%	87.0%	88.0%	88.0%

* This is based on patients treated on this contract for their most recent course of treatment. Figures in italics indicate the base number of FP17s or Patient Questionnaire responses are less than 100. N/A is shown where the base number of responses is less than 10 during the period. % is calculated as Quantity/Base number*100

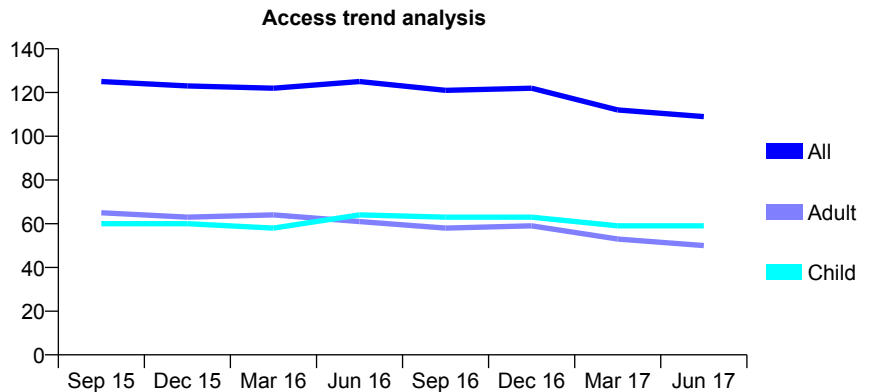
Q66 - Vital Signs At a Glance Contract Report for 642096/0001 - June 2017

Name or company name	MR RA JENKINS
Contract type name	GDS Contract
Purpose of contract	General
Contract start date	01/04/2006
Contract end date	

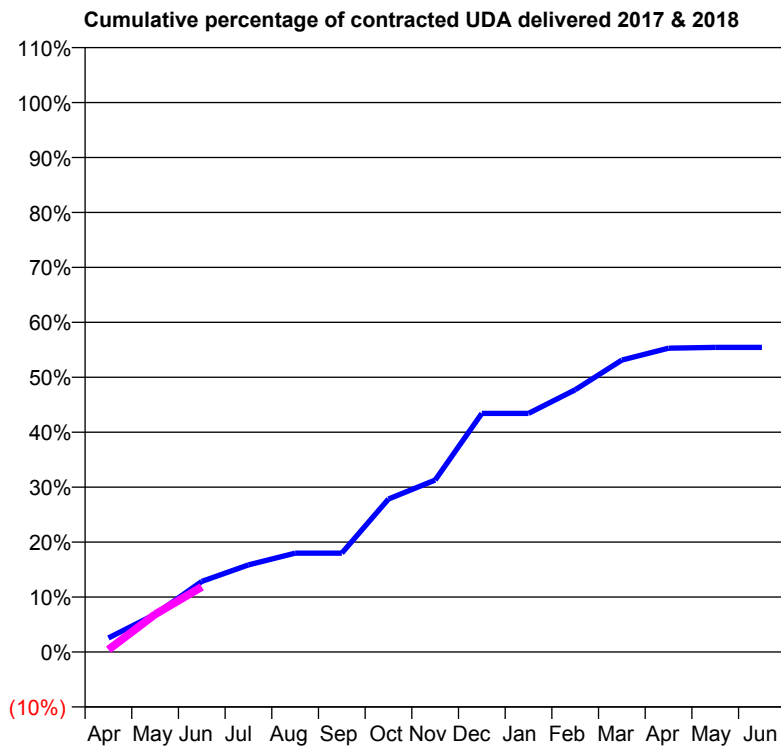
17/18 Contracted general activity (UDA)	700
Carry forward general activity (UDA)	0
17/18 Contracted orthodontic activity (UOA)	0
Carry forward orthodontic activity (UOA)	0
Baseline contract value	£16,028.38

ACCESS*

Patients seen in 24 months	Total	Change since previous quarter
Quarter ending June 2016	125	
Quarter ending September 2016	121	↓
Quarter ending December 2016	122	→
Quarter ending March 2017	112	↓
Quarter ending June 2017	109	↓
Variance since June 2016	(12.8%)	↓



ACTIVITY



Adjusted Scheduled Activity (UDA)		
Month	2017	2018
April	18	3
May	48	48
June	90	83
July	111	
August	126	
September	126	
October	195	
November	219	
December	304	
January	304	
February	334	
March	372	
April	387	
May	388	
June	388	

QUALITY

	Quantity	Base Number	Contract	AT	Region	England
% of FP17s for the same patient ID Re-attending within 3 months - Children	1	25	4.0%	10.2%	11.6%	12.0%
% of FP17s for the same patient ID Re-attending within 3 months - Adults	2	15	13.3%	14.6%	15.9%	16.0%
% of FP17s for the same patient ID Re-attending between 3 & 9 months - Children	20	25	80.0%	59.5%	60.4%	58.0%
% of FP17s for the same patient ID Re-attending between 3 & 9 months - Adults	13	15	86.7%	51.5%	52.3%	50.9%
% of FP17s for Band 1 Urgent Courses	0	30	0.0%	10.3%	9.5%	9.1%
% of FP17s Relating to Free Repair or Replacements	0	30	0.0%	0.8%	0.7%	0.8%
% of FP17s Relating to Continuations	0	30	0.0%	1.2%	1.0%	1.1%
% of Patients satisfied with the dentistry they have received	0	0	N/A	91.8%	91.9%	91.7%
% of Patients satisfied with the time they had to wait for an appointment	0	0	N/A	87.0%	88.0%	88.0%

* This is based on patients treated on this contract for their most recent course of treatment. Figures in italics indicate the base number of FP17s or Patient Questionnaire responses are less than 100. N/A is shown where the base number of responses is less than 10 during the period. % is calculated as Quantity/Base number*100

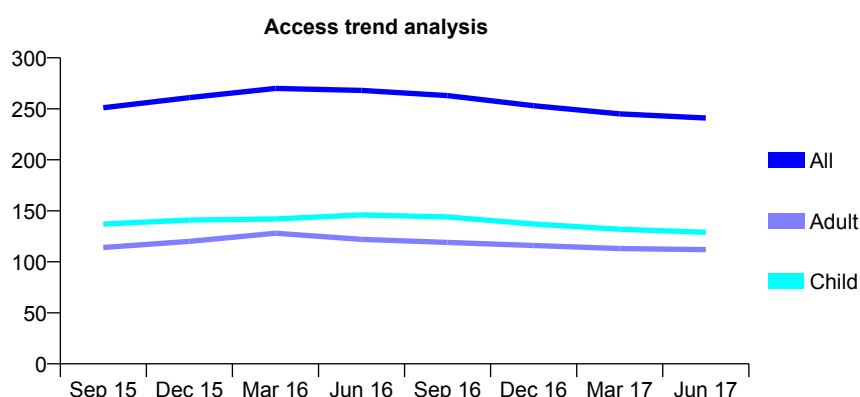
Q66 - Vital Signs At a Glance Contract Report for 648949/0001 - June 2017

Name or company name	MR AC POWELL
Contract type name	GDS Contract
Purpose of contract	General
Contract start date	01/04/2006
Contract end date	

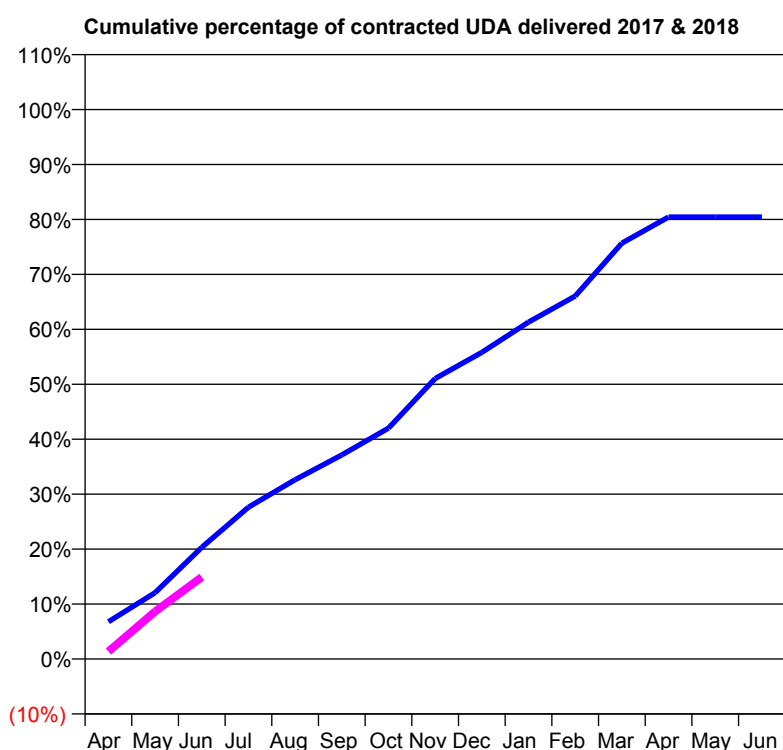
17/18 Contracted general activity (UDA)	800
Carry forward general activity (UDA)	0
17/18 Contracted orthodontic activity (UOA)	0
Carry forward orthodontic activity (UOA)	0
Baseline contract value	£26,413.01

ACCESS*

Patients seen in 24 months	Total	Change since previous quarter
Quarter ending June 2016	268	
Quarter ending September 2016	263	↓
Quarter ending December 2016	253	↓
Quarter ending March 2017	245	↓
Quarter ending June 2017	241	↓
Variance since June 2016	(10.1%)	↓



ACTIVITY



Adjusted Scheduled Activity (UDA)		
Month	2017	2018
April	54	11
May	97	69
June	163	119
July	221	
August	261	
September	297	
October	336	
November	408	
December	446	
January	490	
February	528	
March	605	
April	643	
May	643	
June	643	

QUALITY

	Quantity	Base Number	Contract	AT	Region	England
% of FP17s for the same patient ID Re-attending within 3 months - Children	0	46	0.0%	10.2%	11.6%	12.0%
% of FP17s for the same patient ID Re-attending within 3 months - Adults	1	27	3.7%	14.6%	15.9%	16.0%
% of FP17s for the same patient ID Re-attending between 3 & 9 months - Children	35	46	76.1%	59.5%	60.4%	58.0%
% of FP17s for the same patient ID Re-attending between 3 & 9 months - Adults	17	27	63.0%	51.5%	52.3%	50.9%
% of FP17s for Band 1 Urgent Courses	1	65	1.5%	10.3%	9.5%	9.1%
% of FP17s Relating to Free Repair or Replacements	0	65	0.0%	0.8%	0.7%	0.8%
% of FP17s Relating to Continuations	0	65	0.0%	1.2%	1.0%	1.1%
% of Patients satisfied with the dentistry they have received	2	2	N/A	91.8%	91.9%	91.7%
% of Patients satisfied with the time they had to wait for an appointment	2	2	N/A	87.0%	88.0%	88.0%

* This is based on patients treated on this contract for their most recent course of treatment. Figures in italics indicate the base number of FP17s or Patient Questionnaire responses are less than 100. N/A is shown where the base number of responses is less than 10 during the period. % is calculated as Quantity/Base number*100

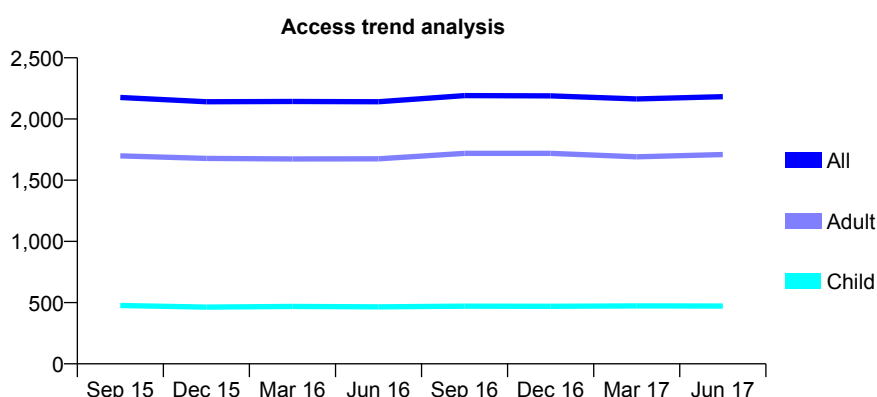
Q66 - Vital Signs At a Glance Contract Report for 673633/0001 - June 2017

Name or company name	MR A AHMADABADI-AGHDAM
Contract type name	GDS Contract
Purpose of contract	General
Contract start date	01/04/2006
Contract end date	

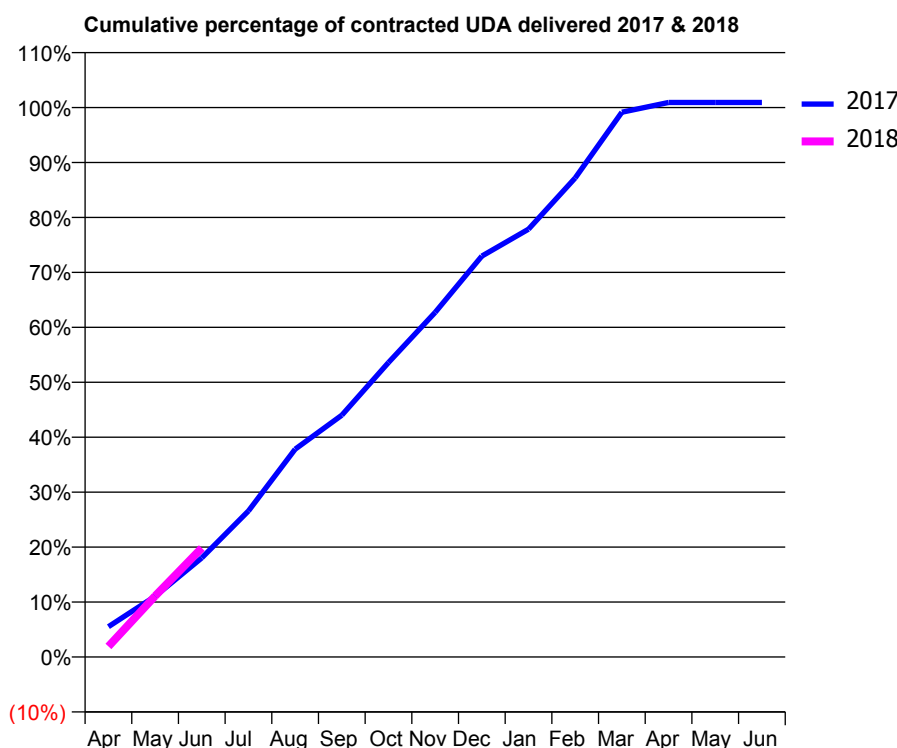
17/18 Contracted general activity (UDA)	7,290
Carry forward general activity (UDA)	0
17/18 Contracted orthodontic activity (UOA)	0
Carry forward orthodontic activity (UOA)	0
Baseline contract value	£162,479.67

ACCESS*

Patients seen in 24 months	Total	Change since previous quarter
Quarter ending June 2016	2,141	
Quarter ending September 2016	2,191	↑
Quarter ending December 2016	2,189	→
Quarter ending March 2017	2,164	↓
Quarter ending June 2017	2,182	→
Variance since June 2016	1.9%	→



ACTIVITY



Adjusted Scheduled Activity (UDA)		
Month	2017	2018
April	402	141
May	805	809
June	1,315	1,447
July	1,937	
August	2,757	
September	3,209	
October	3,907	
November	4,572	
December	5,319	
January	5,676	
February	6,356	
March	7,227	
April	7,357	
May	7,357	
June	7,357	

QUALITY

	Quantity	Base Number	Contract	AT	Region	England
% of FP17s for the same patient ID Re-attending within 3 months - Children	18	172	10.5%	10.2%	11.6%	12.0%
% of FP17s for the same patient ID Re-attending within 3 months - Adults	97	578	16.8%	14.6%	15.9%	16.0%
% of FP17s for the same patient ID Re-attending between 3 & 9 months - Children	98	172	57.0%	59.5%	60.4%	58.0%
% of FP17s for the same patient ID Re-attending between 3 & 9 months - Adults	361	578	62.5%	51.5%	52.3%	50.9%
% of FP17s for Band 1 Urgent Courses	75	663	11.3%	10.3%	9.5%	9.1%
% of FP17s Relating to Free Repair or Replacements	0	663	0.0%	0.8%	0.7%	0.8%
% of FP17s Relating to Continuations	5	663	0.8%	1.2%	1.0%	1.1%
% of Patients satisfied with the dentistry they have received	5	5	N/A	91.8%	91.9%	91.7%
% of Patients satisfied with the time they had to wait for an appointment	5	5	N/A	87.0%	88.0%	88.0%

* This is based on patients treated on this contract for their most recent course of treatment. Figures in italics indicate the base number of FP17s or Patient Questionnaire responses are less than 100. N/A is shown where the base number of responses is less than 10 during the period. % is calculated as Quantity/Base number*100

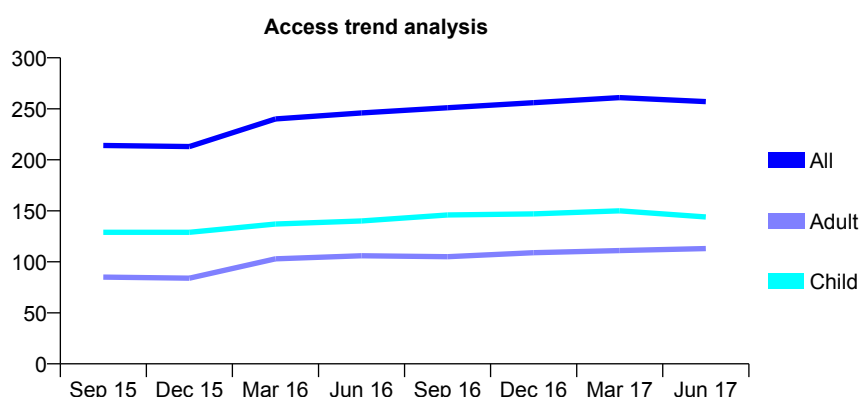
Q66 - Vital Signs At a Glance Contract Report for 679798/0001 - June 2017

Name or company name	MISS CE SHAW
Contract type name	GDS Contract
Purpose of contract	General
Contract start date	02/04/2012
Contract end date	

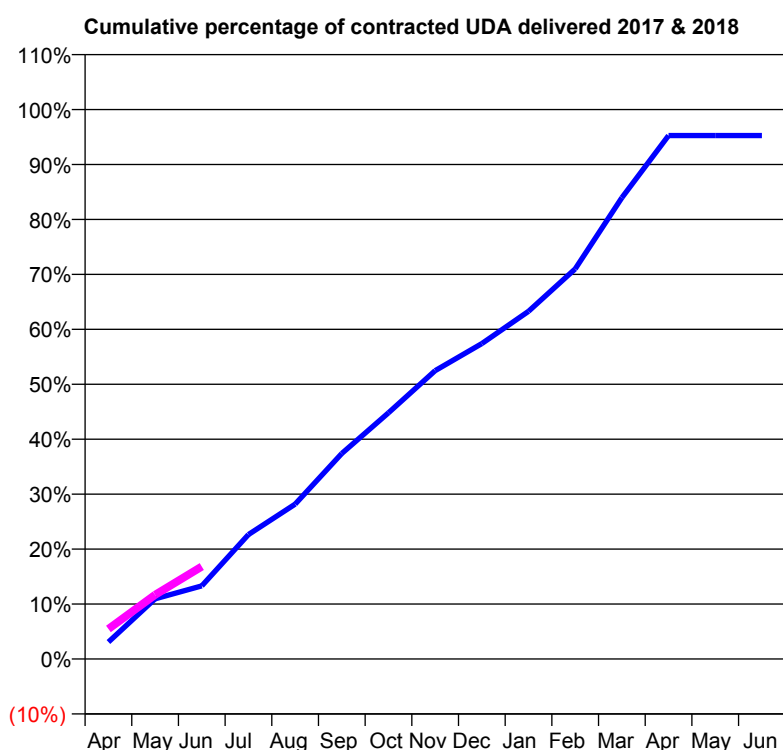
17/18 Contracted general activity (UDA)	548
Carry forward general activity (UDA)	0
17/18 Contracted orthodontic activity (UOA)	0
Carry forward orthodontic activity (UOA)	0
Baseline contract value	£12,688.63

ACCESS*

Patients seen in 24 months	Total	Change since previous quarter
Quarter ending June 2016	246	
Quarter ending September 2016	251	↑
Quarter ending December 2016	256	→
Quarter ending March 2017	261	→
Quarter ending June 2017	257	↓
Variance since June 2016	4.5%	↑



ACTIVITY



Adjusted Scheduled Activity (UDA)		
Month	2017	2018
April	17	30
May	60	64
June	73	92
July	124	
August	154	
September	205	
October	246	
November	288	
December	315	
January	347	
February	389	
March	460	
April	522	
May	522	
June	522	

QUALITY

	Quantity	Base Number	Contract	AT	Region	England
% of FP17s for the same patient ID Re-attending within 3 months - Children	2	71	2.8%	10.2%	11.6%	12.0%
% of FP17s for the same patient ID Re-attending within 3 months - Adults	1	26	3.8%	14.6%	15.9%	16.0%
% of FP17s for the same patient ID Re-attending between 3 & 9 months - Children	60	71	84.5%	59.5%	60.4%	58.0%
% of FP17s for the same patient ID Re-attending between 3 & 9 months - Adults	14	26	53.8%	51.5%	52.3%	50.9%
% of FP17s for Band 1 Urgent Courses	1	78	1.3%	10.3%	9.5%	9.1%
% of FP17s Relating to Free Repair or Replacements	0	78	0.0%	0.8%	0.7%	0.8%
% of FP17s Relating to Continuations	0	78	0.0%	1.2%	1.0%	1.1%
% of Patients satisfied with the dentistry they have received	1	1	N/A	91.8%	91.9%	91.7%
% of Patients satisfied with the time they had to wait for an appointment	0	1	N/A	87.0%	88.0%	88.0%

* This is based on patients treated on this contract for their most recent course of treatment. Figures in italics indicate the base number of FP17s or Patient Questionnaire responses are less than 100. N/A is shown where the base number of responses is less than 10 during the period. % is calculated as Quantity/Base number*100

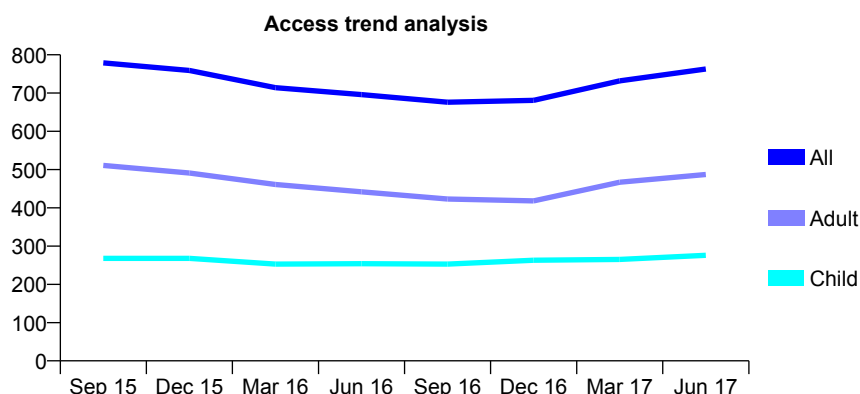
Q66 - Vital Signs At a Glance Contract Report for 680451/0001 - June 2017

Name or company name	MR CB MCCONNELL
Contract type name	GDS Contract
Purpose of contract	General
Contract start date	01/09/2007
Contract end date	

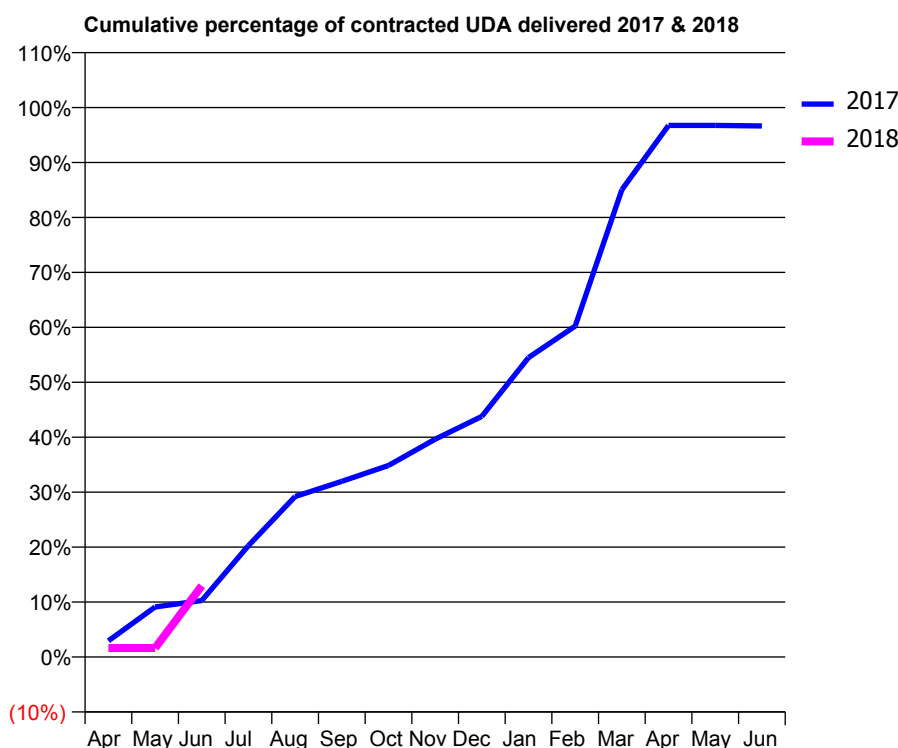
17/18 Contracted general activity (UDA)	3,134
Carry forward general activity (UDA)	0
17/18 Contracted orthodontic activity (UOA)	0
Carry forward orthodontic activity (UOA)	0
Baseline contract value	£69,950.24

ACCESS*

Patients seen in 24 months	Total	Change since previous quarter
Quarter ending June 2016	696	
Quarter ending September 2016	676	↓
Quarter ending December 2016	681	→
Quarter ending March 2017	732	↑
Quarter ending June 2017	763	↑
Variance since June 2016	9.6%	↑



ACTIVITY



Adjusted Scheduled Activity (UDA)		
Month	2017	2018
April	92	51
May	286	51
June	322	407
July	636	
August	915	
September	1,002	
October	1,093	
November	1,242	
December	1,372	
January	1,707	
February	1,887	
March	2,665	
April	3,032	
May	3,032	
June	3,029	

QUALITY

	Quantity	Base Number	Contract	AT	Region	England
% of FP17s for the same patient ID Re-attending within 3 months - Children	4	82	4.9%	10.2%	11.6%	12.0%
% of FP17s for the same patient ID Re-attending within 3 months - Adults	33	134	24.6%	14.6%	15.9%	16.0%
% of FP17s for the same patient ID Re-attending between 3 & 9 months - Children	35	82	42.7%	59.5%	60.4%	58.0%
% of FP17s for the same patient ID Re-attending between 3 & 9 months - Adults	34	134	25.4%	51.5%	52.3%	50.9%
% of FP17s for Band 1 Urgent Courses	18	133	13.5%	10.3%	9.5%	9.1%
% of FP17s Relating to Free Repair or Replacements	2	133	1.5%	0.8%	0.7%	0.8%
% of FP17s Relating to Continuations	2	133	1.5%	1.2%	1.0%	1.1%
% of Patients satisfied with the dentistry they have received	4	4	N/A	91.8%	91.9%	91.7%
% of Patients satisfied with the time they had to wait for an appointment	3	4	N/A	87.0%	88.0%	88.0%

* This is based on patients treated on this contract for their most recent course of treatment. Figures in italics indicate the base number of FP17s or Patient Questionnaire responses are less than 100. N/A is shown where the base number of responses is less than 10 during the period. % is calculated as Quantity/Base number*100

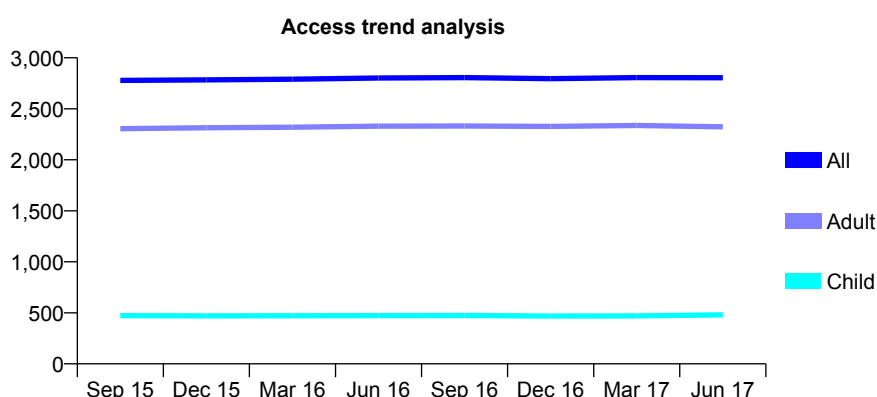
Q66 - Vital Signs At a Glance Contract Report for 686530/0001 - June 2017

Name or company name	MR GS ABDOLL
Contract type name	GDS Contract
Purpose of contract	General
Contract start date	01/04/2006
Contract end date	

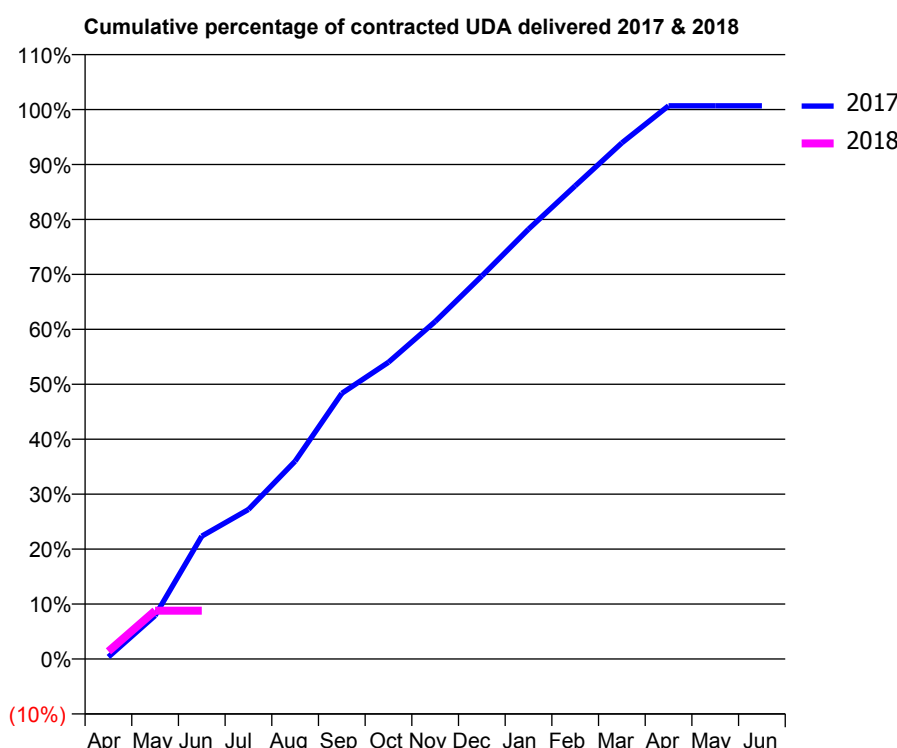
17/18 Contracted general activity (UDA)	7,400
Carry forward general activity (UDA)	0
17/18 Contracted orthodontic activity (UOA)	0
Carry forward orthodontic activity (UOA)	0
Baseline contract value	£211,472.80

ACCESS*

Patients seen in 24 months	Total	Change since previous quarter
Quarter ending June 2016	2,802	
Quarter ending September 2016	2,806	→
Quarter ending December 2016	2,795	→
Quarter ending March 2017	2,806	→
Quarter ending June 2017	2,805	→
Variance since June 2016	0.1%	→



ACTIVITY



Adjusted Scheduled Activity (UDA)		
Month	2017	2018
April	28	104
May	584	650
June	1,654	650
July	2,015	
August	2,664	
September	3,579	
October	3,997	
November	4,544	
December	5,159	
January	5,789	
February	6,372	
March	6,951	
April	7,449	
May	7,449	
June	7,449	

QUALITY

	Quantity	Base Number	Contract	AT	Region	England
% of FP17s for the same patient ID Re-attending within 3 months - Children	3	70	4.3%	10.2%	11.6%	12.0%
% of FP17s for the same patient ID Re-attending within 3 months - Adults	98	554	17.7%	14.6%	15.9%	16.0%
% of FP17s for the same patient ID Re-attending between 3 & 9 months - Children	12	70	17.1%	59.5%	60.4%	58.0%
% of FP17s for the same patient ID Re-attending between 3 & 9 months - Adults	268	554	48.4%	51.5%	52.3%	50.9%
% of FP17s for Band 1 Urgent Courses	27	334	8.1%	10.3%	9.5%	9.1%
% of FP17s Relating to Free Repair or Replacements	1	334	0.3%	0.8%	0.7%	0.8%
% of FP17s Relating to Continuations	2	334	0.6%	1.2%	1.0%	1.1%
% of Patients satisfied with the dentistry they have received	7	7	N/A	91.8%	91.9%	91.7%
% of Patients satisfied with the time they had to wait for an appointment	7	7	N/A	87.0%	88.0%	88.0%

* This is based on patients treated on this contract for their most recent course of treatment. Figures in italics indicate the base number of FP17s or Patient Questionnaire responses are less than 100. N/A is shown where the base number of responses is less than 10 during the period. % is calculated as Quantity/Base number*100

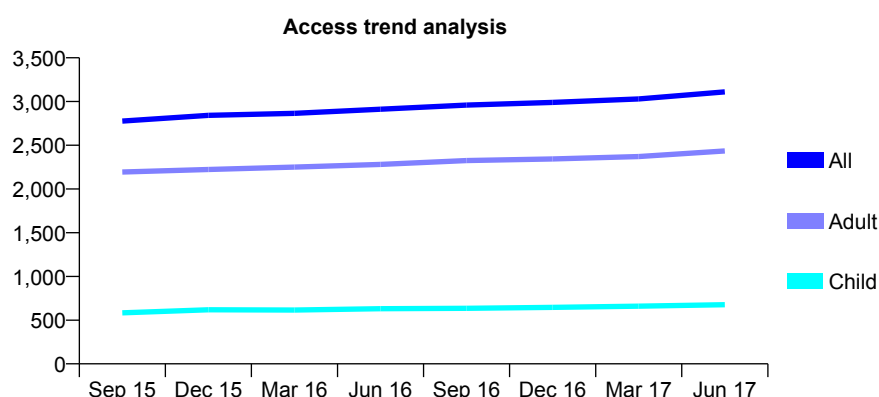
Q66 - Vital Signs At a Glance Contract Report for 686530/0002 - June 2017

Name or company name	MR GS ABDOLL
Contract type name	GDS Contract
Purpose of contract	General
Contract start date	01/04/2009
Contract end date	

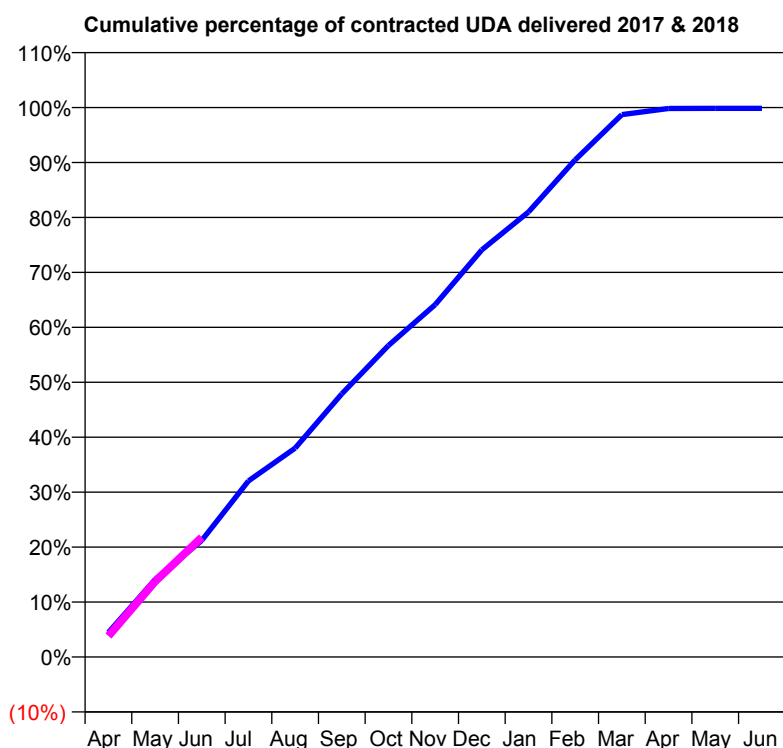
17/18 Contracted general activity (UDA)	7,280
Carry forward general activity (UDA)	0
17/18 Contracted orthodontic activity (UOA)	0
Carry forward orthodontic activity (UOA)	0
Baseline contract value	£195,603.16

ACCESS*

Patients seen in 24 months	Total	Change since previous quarter
Quarter ending June 2016	2,912	
Quarter ending September 2016	2,960	→
Quarter ending December 2016	2,990	→
Quarter ending March 2017	3,030	→
Quarter ending June 2017	3,111	↑
Variance since June 2016	6.8%	↑



ACTIVITY



Adjusted Scheduled Activity (UDA)		
Month	2017	2018
April	326	278
May	1,027	1,002
June	1,546	1,586
July	2,333	
August	2,768	
September	3,486	
October	4,128	
November	4,668	
December	5,395	
January	5,896	
February	6,587	
March	7,186	
April	7,267	
May	7,268	
June	7,268	

QUALITY

	Quantity	Base Number	Contract	AT	Region	England
% of FP17s for the same patient ID Re-attending within 3 months - Children	13	247	5.3%	10.2%	11.6%	12.0%
% of FP17s for the same patient ID Re-attending within 3 months - Adults	93	687	13.5%	14.6%	15.9%	16.0%
% of FP17s for the same patient ID Re-attending between 3 & 9 months - Children	161	247	65.2%	59.5%	60.4%	58.0%
% of FP17s for the same patient ID Re-attending between 3 & 9 months - Adults	263	687	38.3%	51.5%	52.3%	50.9%
% of FP17s for Band 1 Urgent Courses	72	881	8.2%	10.3%	9.5%	9.1%
% of FP17s Relating to Free Repair or Replacements	2	881	0.2%	0.8%	0.7%	0.8%
% of FP17s Relating to Continuations	13	881	1.5%	1.2%	1.0%	1.1%
% of Patients satisfied with the dentistry they have received	10	10	100.0%	91.8%	91.9%	91.7%
% of Patients satisfied with the time they had to wait for an appointment	10	10	100.0%	87.0%	88.0%	88.0%

* This is based on patients treated on this contract for their most recent course of treatment. Figures in italics indicate the base number of FP17s or Patient Questionnaire responses are less than 100. N/A is shown where the base number of responses is less than 10 during the period. % is calculated as Quantity/Base number*100

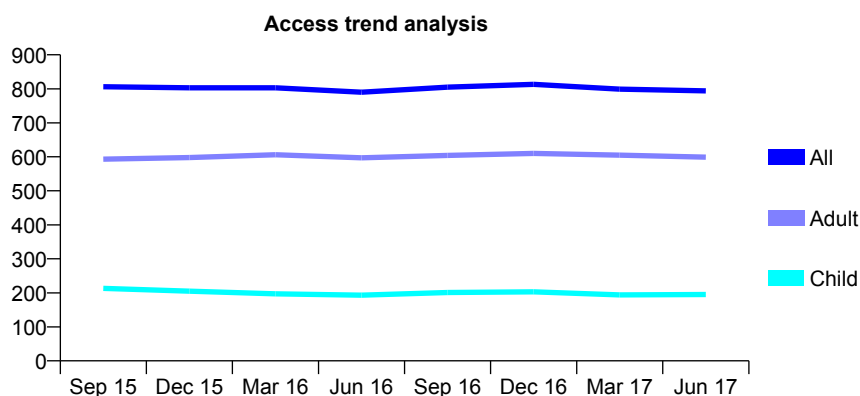
Q66 - Vital Signs At a Glance Contract Report for 688401/0001 - June 2017

Name or company name	MR C SILCOX
Contract type name	GDS Contract
Purpose of contract	General
Contract start date	01/04/2006
Contract end date	

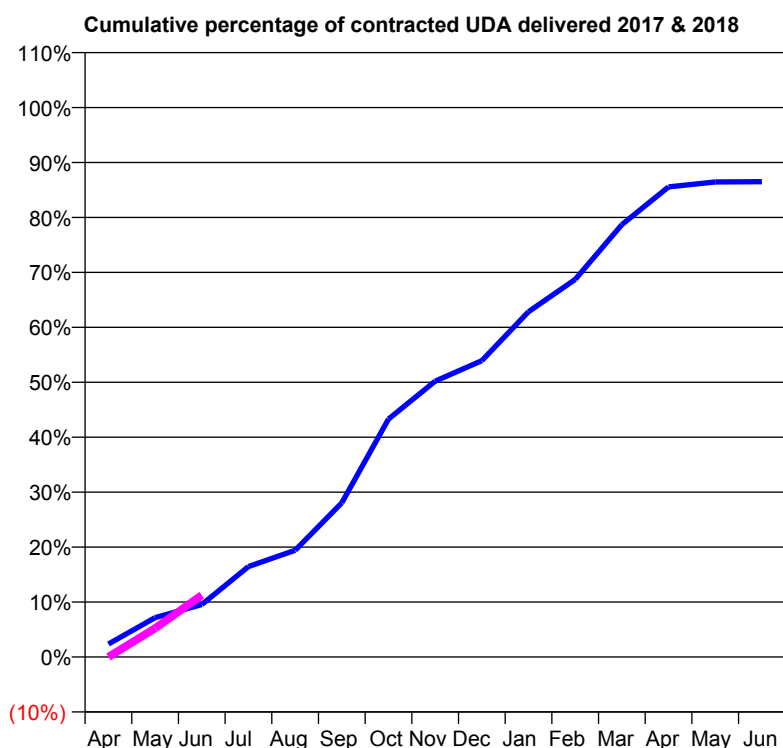
17/18 Contracted general activity (UDA)	3,100
Carry forward general activity (UDA)	0
17/18 Contracted orthodontic activity (UOA)	0
Carry forward orthodontic activity (UOA)	0
Baseline contract value	£72,130.78

ACCESS*

Patients seen in 24 months	Total	Change since previous quarter
Quarter ending June 2016	790	
Quarter ending September 2016	805	→
Quarter ending December 2016	813	→
Quarter ending March 2017	799	↓
Quarter ending June 2017	794	→
Variance since June 2016	0.5%	→



ACTIVITY



Adjusted Scheduled Activity (UDA)		
Month	2017	2018
April	59	0
May	179	162
June	239	349
July	412	
August	486	
September	702	
October	1,082	
November	1,255	
December	1,348	
January	1,571	
February	1,718	
March	1,967	
April	2,139	
May	2,161	
June	2,162	

QUALITY

	Quantity	Base Number	Contract	AT	Region	England
% of FP17s for the same patient ID Re-attending within 3 months - Children	8	82	9.8%	10.2%	11.6%	12.0%
% of FP17s for the same patient ID Re-attending within 3 months - Adults	42	248	16.9%	14.6%	15.9%	16.0%
% of FP17s for the same patient ID Re-attending between 3 & 9 months - Children	51	82	62.2%	59.5%	60.4%	58.0%
% of FP17s for the same patient ID Re-attending between 3 & 9 months - Adults	149	248	60.1%	51.5%	52.3%	50.9%
% of FP17s for Band 1 Urgent Courses	14	216	6.5%	10.3%	9.5%	9.1%
% of FP17s Relating to Free Repair or Replacements	2	216	0.9%	0.8%	0.7%	0.8%
% of FP17s Relating to Continuations	2	216	0.9%	1.2%	1.0%	1.1%
% of Patients satisfied with the dentistry they have received	4	4	N/A	91.8%	91.9%	91.7%
% of Patients satisfied with the time they had to wait for an appointment	4	4	N/A	87.0%	88.0%	88.0%

* This is based on patients treated on this contract for their most recent course of treatment. Figures in italics indicate the base number of FP17s or Patient Questionnaire responses are less than 100. N/A is shown where the base number of responses is less than 10 during the period. % is calculated as Quantity/Base number*100

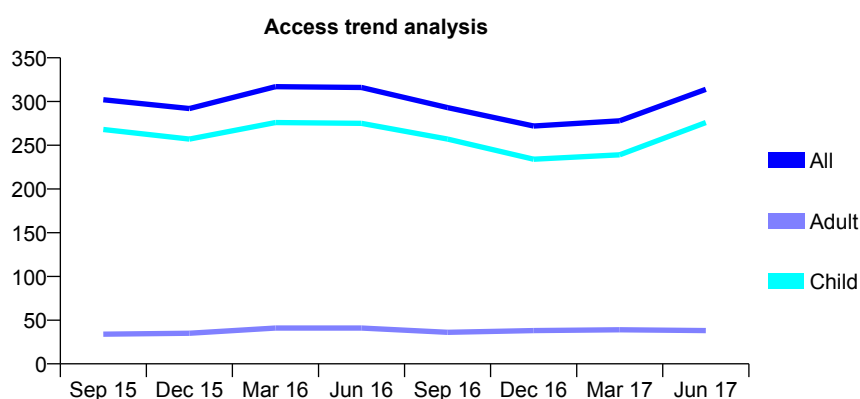
Q66 - Vital Signs At a Glance Contract Report for 689637/0002 - June 2017

Name or company name	MR EJ GRAVES
Contract type name	GDS Contract
Purpose of contract	General
Contract start date	01/01/2008
Contract end date	

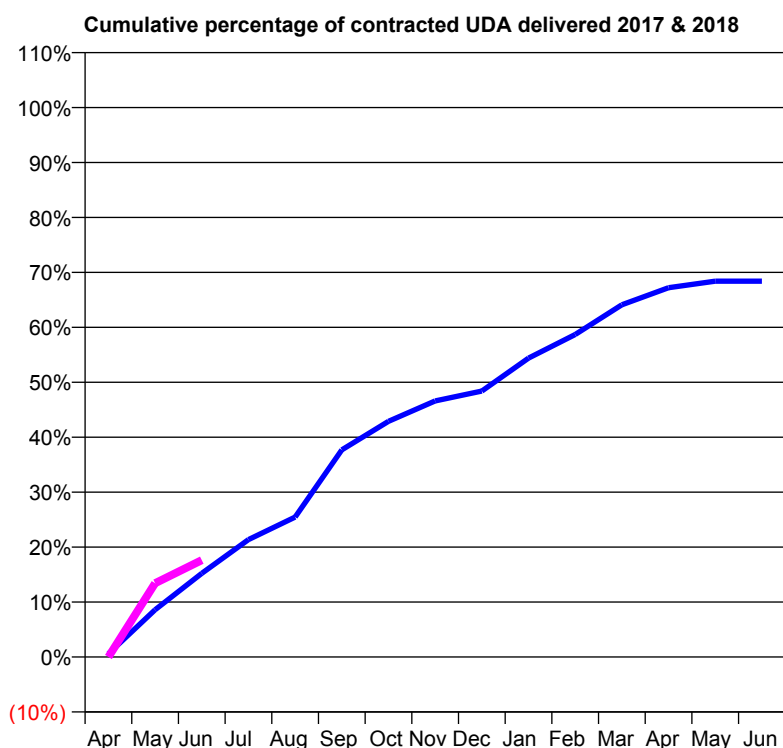
17/18 Contracted general activity (UDA)	1,000
Carry forward general activity (UDA)	0
17/18 Contracted orthodontic activity (UOA)	0
Carry forward orthodontic activity (UOA)	0
Baseline contract value	£20,048.64

ACCESS*

Patients seen in 24 months	Total	Change since previous quarter
Quarter ending June 2016	316	
Quarter ending September 2016	293	↓
Quarter ending December 2016	272	↓
Quarter ending March 2017	278	↑
Quarter ending June 2017	314	↑
Variance since June 2016	(0.6%)	→



ACTIVITY



Adjusted Scheduled Activity (UDA)		
Month	2017	2018
April	6	0
May	86	134
June	152	176
July	214	
August	255	
September	377	
October	429	
November	466	
December	484	
January	544	
February	587	
March	641	
April	672	
May	684	
June	684	

QUALITY

	Quantity	Base Number	Contract	AT	Region	England
% of FP17s for the same patient ID Re-attending within 3 months - Children	7	127	5.5%	10.2%	11.6%	12.0%
% of FP17s for the same patient ID Re-attending within 3 months - Adults	0	7	0.0%	14.6%	15.9%	16.0%
% of FP17s for the same patient ID Re-attending between 3 & 9 months - Children	52	127	40.9%	59.5%	60.4%	58.0%
% of FP17s for the same patient ID Re-attending between 3 & 9 months - Adults	2	7	28.6%	51.5%	52.3%	50.9%
% of FP17s for Band 1 Urgent Courses	2	111	1.8%	10.3%	9.5%	9.1%
% of FP17s Relating to Free Repair or Replacements	0	111	0.0%	0.8%	0.7%	0.8%
% of FP17s Relating to Continuations	1	111	0.9%	1.2%	1.0%	1.1%
% of Patients satisfied with the dentistry they have received	0	0	N/A	91.8%	91.9%	91.7%
% of Patients satisfied with the time they had to wait for an appointment	0	0	N/A	87.0%	88.0%	88.0%

* This is based on patients treated on this contract for their most recent course of treatment. Figures in italics indicate the base number of FP17s or Patient Questionnaire responses are less than 100. N/A is shown where the base number of responses is less than 10 during the period. % is calculated as Quantity/Base number*100

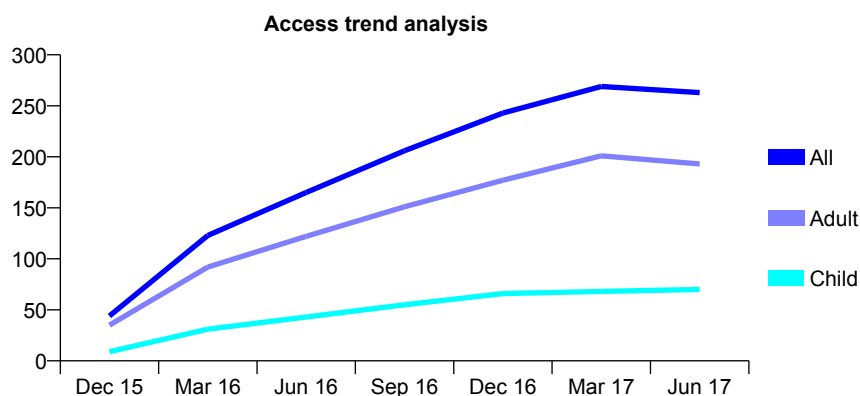
Q66 - Vital Signs At a Glance Contract Report for 712671/0001 - June 2017

Name or company name	MR G NAGY
Contract type name	GDS Contract
Purpose of contract	General
Contract start date	01/11/2015
Contract end date	

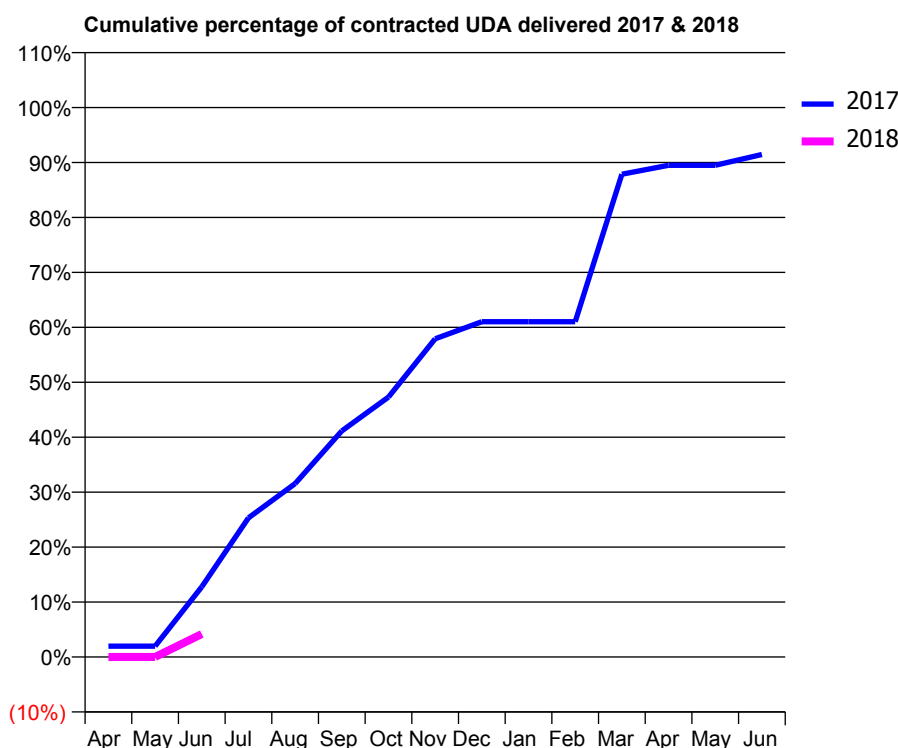
17/18 Contracted general activity (UDA)	915
Carry forward general activity (UDA)	0
17/18 Contracted orthodontic activity (UOA)	0
Carry forward orthodontic activity (UOA)	0
Baseline contract value	£38,906.38

ACCESS*

Patients seen in 24 months	Total	Change since previous quarter
Quarter ending June 2016	165	
Quarter ending September 2016	206	↑
Quarter ending December 2016	243	↑
Quarter ending March 2017	269	↑
Quarter ending June 2017	263	↓
Variance since June 2016	59.4%	↑



ACTIVITY



Month	Adjusted Scheduled Activity (UDA)	
	2017	2018
April	18	0
May	18	0
June	117	38
July	232	
August	289	
September	376	
October	433	
November	530	
December	558	
January	558	
February	558	
March	804	
April	819	
May	819	
June	837	

QUALITY

	Quantity	Base Number	Contract	AT	Region	England
% of FP17s for the same patient ID Re-attending within 3 months - Children	0	14	0.0%	10.2%	11.6%	12.0%
% of FP17s for the same patient ID Re-attending within 3 months - Adults	1	24	4.2%	14.6%	15.9%	16.0%
% of FP17s for the same patient ID Re-attending between 3 & 9 months - Children	6	14	42.9%	59.5%	60.4%	58.0%
% of FP17s for the same patient ID Re-attending between 3 & 9 months - Adults	13	24	54.2%	51.5%	52.3%	50.9%
% of FP17s for Band 1 Urgent Courses	1	26	3.8%	10.3%	9.5%	9.1%
% of FP17s Relating to Free Repair or Replacements	0	26	0.0%	0.8%	0.7%	0.8%
% of FP17s Relating to Continuations	0	26	0.0%	1.2%	1.0%	1.1%
% of Patients satisfied with the dentistry they have received	2	4	N/A	91.8%	91.9%	91.7%
% of Patients satisfied with the time they had to wait for an appointment	3	4	N/A	87.0%	88.0%	88.0%

* This is based on patients treated on this contract for their most recent course of treatment. Figures in italics indicate the base number of FP17s or Patient Questionnaire responses are less than 100. N/A is shown where the base number of responses is less than 10 during the period. % is calculated as Quantity/Base number*100

Q66 - Vital Signs At a Glance Contract Report for 723274/0002 - June 2017

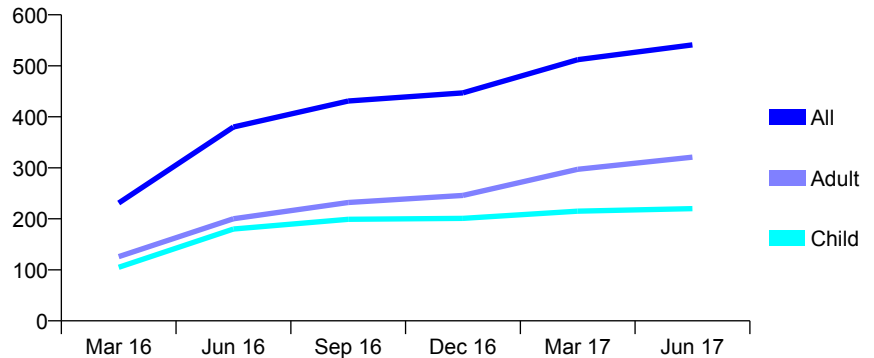
Name or company name	MR JN PRESTON
Contract type name	GDS Contract
Purpose of contract	General
Contract start date	01/12/2015
Contract end date	

17/18 Contracted general activity (UDA)	1,560
Carry forward general activity (UDA)	0
17/18 Contracted orthodontic activity (UOA)	0
Carry forward orthodontic activity (UOA)	0
Baseline contract value	£41,606.47

ACCESS*

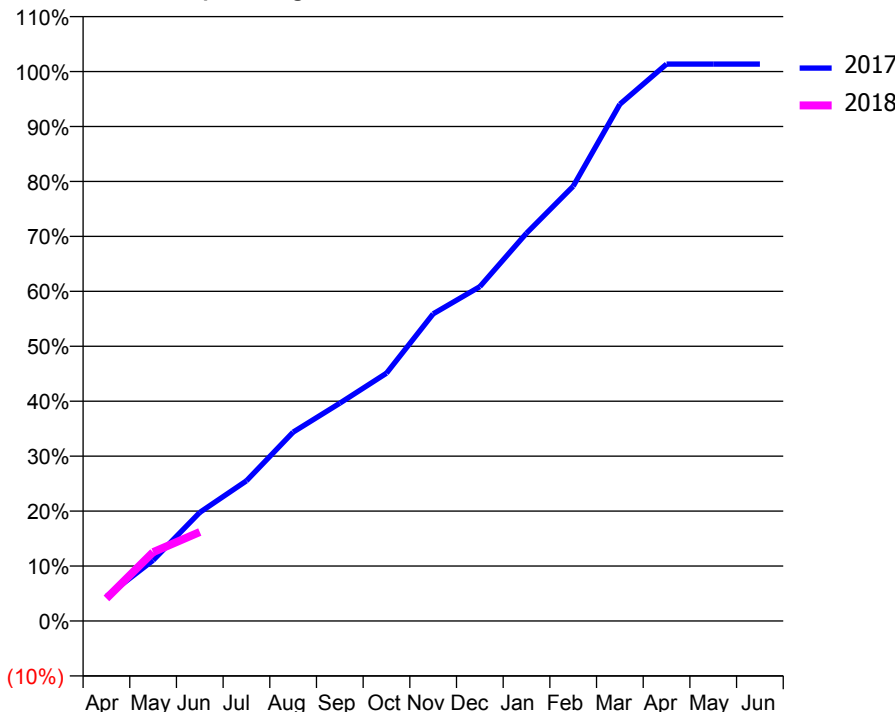
Patients seen in 24 months	Total	Change since previous quarter
Quarter ending June 2016	380	
Quarter ending September 2016	431	↑
Quarter ending December 2016	447	↑
Quarter ending March 2017	512	↑
Quarter ending June 2017	541	↑
Variance since June 2016	42.4%	↑

Access trend analysis



ACTIVITY

Cumulative percentage of contracted UDA delivered 2017 & 2018



Adjusted Scheduled Activity (UDA)

Month	2017	2018
April	70	64
May	172	195
June	308	253
July	398	
August	536	
September	618	
October	704	
November	872	
December	949	
January	1,101	
February	1,234	
March	1,467	
April	1,581	
May	1,581	
June	1,581	

QUALITY

	Quantity	Base Number	Contract	AT	Region	England
% of FP17s for the same patient ID Re-attending within 3 months - Children	8	97	8.2%	10.2%	11.6%	12.0%
% of FP17s for the same patient ID Re-attending within 3 months - Adults	6	96	6.3%	14.6%	15.9%	16.0%
% of FP17s for the same patient ID Re-attending between 3 & 9 months - Children	71	97	73.2%	59.5%	60.4%	58.0%
% of FP17s for the same patient ID Re-attending between 3 & 9 months - Adults	56	96	58.3%	51.5%	52.3%	50.9%
% of FP17s for Band 1 Urgent Courses	4	147	2.7%	10.3%	9.5%	9.1%
% of FP17s Relating to Free Repair or Replacements	0	147	0.0%	0.8%	0.7%	0.8%
% of FP17s Relating to Continuations	0	147	0.0%	1.2%	1.0%	1.1%
% of Patients satisfied with the dentistry they have received	1	1	N/A	91.8%	91.9%	91.7%
% of Patients satisfied with the time they had to wait for an appointment	1	1	N/A	87.0%	88.0%	88.0%

* This is based on patients treated on this contract for their most recent course of treatment. Figures in italics indicate the base number of FP17s or Patient Questionnaire responses are less than 100. N/A is shown where the base number of responses is less than 10 during the period. % is calculated as Quantity/Base number*100

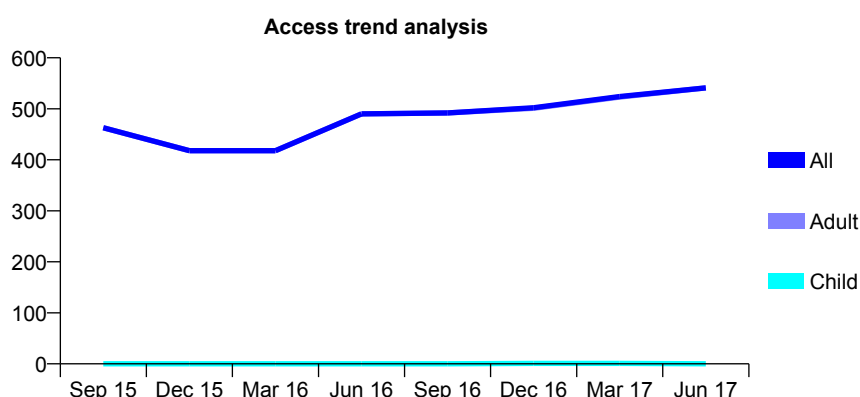
Q66 - Vital Signs At a Glance Contract Report for 723894/0001 - June 2017

Name or company name	MR DG LAMOND
Contract type name	PDS Contract
Purpose of contract	General
Contract start date	01/04/2006
Contract end date	31/03/2019

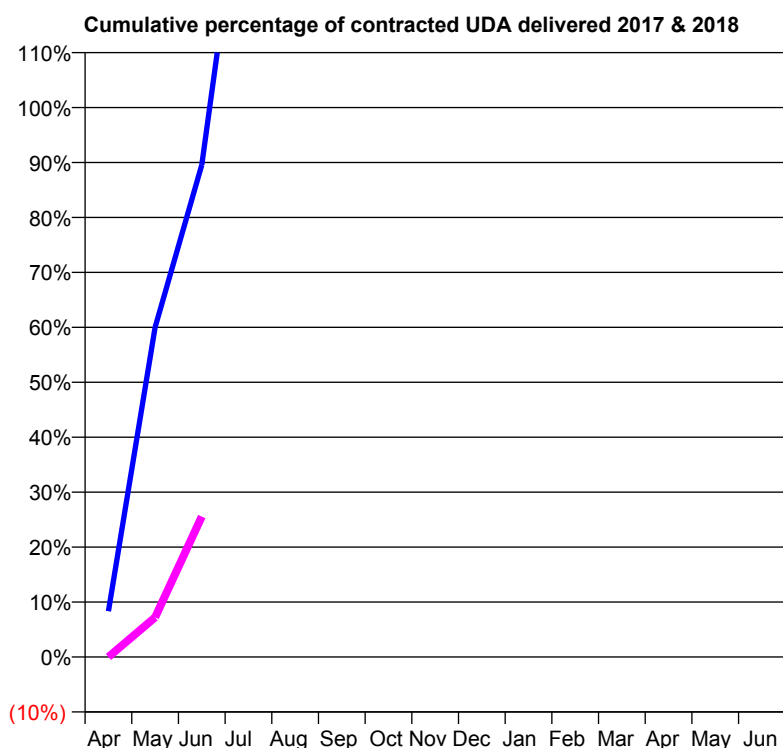
17/18 Contracted general activity (UDA)	180
Carry forward general activity (UDA)	0
17/18 Contracted orthodontic activity (UOA)	0
Carry forward orthodontic activity (UOA)	0
Baseline contract value	£126,284.88

ACCESS*

Patients seen in 24 months	Total	Change since previous quarter
Quarter ending June 2016	490	
Quarter ending September 2016	492	→
Quarter ending December 2016	502	↑
Quarter ending March 2017	524	↑
Quarter ending June 2017	541	↑
Variance since June 2016	10.4%	↑



ACTIVITY



Month	Adjusted Scheduled Activity (UDA)	
	2017	2018
April	15	0
May	108	13
June	161	46
July	272	
August	344	
September	369	
October	454	
November	490	
December	680	
January	844	
February	940	
March	1,113	
April	1,127	
May	1,204	
June	1,208	

QUALITY

	Quantity	Base Number	Contract	AT	Region	England
% of FP17s for the same patient ID Re-attending within 3 months - Children	0	0	N/A	10.2%	11.6%	12.0%
% of FP17s for the same patient ID Re-attending within 3 months - Adults	8	64	12.5%	14.6%	15.9%	16.0%
% of FP17s for the same patient ID Re-attending between 3 & 9 months - Children	0	0	N/A	59.5%	60.4%	58.0%
% of FP17s for the same patient ID Re-attending between 3 & 9 months - Adults	11	64	17.2%	51.5%	52.3%	50.9%
% of FP17s for Band 1 Urgent Courses	0	17	0.0%	10.3%	9.5%	9.1%
% of FP17s Relating to Free Repair or Replacements	0	17	0.0%	0.8%	0.7%	0.8%
% of FP17s Relating to Continuations	1	17	5.9%	1.2%	1.0%	1.1%
% of Patients satisfied with the dentistry they have received	1	2	N/A	91.8%	91.9%	91.7%
% of Patients satisfied with the time they had to wait for an appointment	1	2	N/A	87.0%	88.0%	88.0%

* This is based on patients treated on this contract for their most recent course of treatment. Figures in italics indicate the base number of FP17s or Patient Questionnaire responses are less than 100. N/A is shown where the base number of responses is less than 10 during the period. % is calculated as Quantity/Base number*100

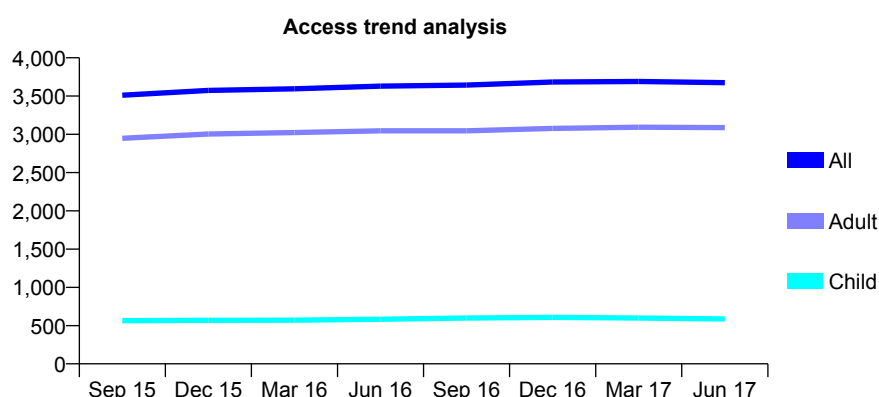
Q66 - Vital Signs At a Glance Contract Report for 725978/0001 - June 2017

Name or company name	MR PJ LE RUEZ
Contract type name	GDS Contract
Purpose of contract	General
Contract start date	01/04/2006
Contract end date	

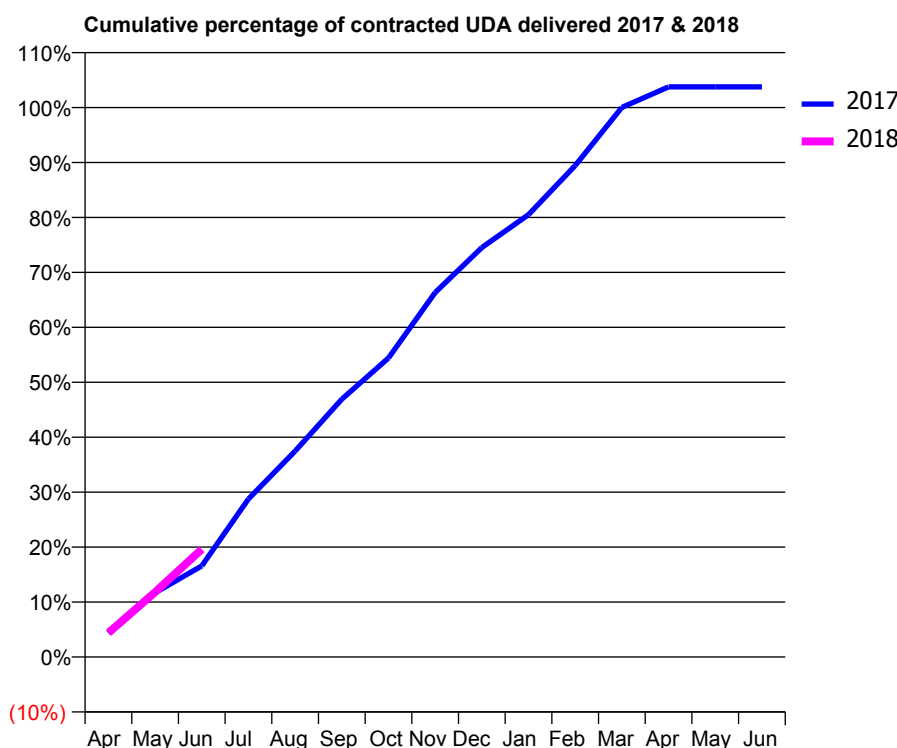
17/18 Contracted general activity (UDA)	10,100
Carry forward general activity (UDA)	0
17/18 Contracted orthodontic activity (UOA)	0
Carry forward orthodontic activity (UOA)	0
Baseline contract value	£266,604.34

ACCESS*

Patients seen in 24 months	Total	Change since previous quarter
Quarter ending June 2016	3,629	
Quarter ending September 2016	3,643	→
Quarter ending December 2016	3,684	→
Quarter ending March 2017	3,690	→
Quarter ending June 2017	3,675	→
Variance since June 2016	1.3%	→



ACTIVITY



Adjusted Scheduled Activity (UDA)		
Month	2017	2018
April	438	444
May	1,180	1,193
June	1,676	1,980
July	2,905	
August	3,785	
September	4,740	
October	5,495	
November	6,699	
December	7,525	
January	8,131	
February	9,033	
March	10,101	
April	10,479	
May	10,479	
June	10,479	

QUALITY

	Quantity	Base Number	Contract	AT	Region	England
% of FP17s for the same patient ID Re-attending within 3 months - Children	11	236	4.7%	10.2%	11.6%	12.0%
% of FP17s for the same patient ID Re-attending within 3 months - Adults	128	1,060	12.1%	14.6%	15.9%	16.0%
% of FP17s for the same patient ID Re-attending between 3 & 9 months - Children	161	236	68.2%	59.5%	60.4%	58.0%
% of FP17s for the same patient ID Re-attending between 3 & 9 months - Adults	677	1,060	63.9%	51.5%	52.3%	50.9%
% of FP17s for Band 1 Urgent Courses	77	1,099	7.0%	10.3%	9.5%	9.1%
% of FP17s Relating to Free Repair or Replacements	13	1,099	1.2%	0.8%	0.7%	0.8%
% of FP17s Relating to Continuations	15	1,099	1.4%	1.2%	1.0%	1.1%
% of Patients satisfied with the dentistry they have received	10	10	100.0%	91.8%	91.9%	91.7%
% of Patients satisfied with the time they had to wait for an appointment	10	10	100.0%	87.0%	88.0%	88.0%

* This is based on patients treated on this contract for their most recent course of treatment. Figures in italics indicate the base number of FP17s or Patient Questionnaire responses are less than 100. N/A is shown where the base number of responses is less than 10 during the period. % is calculated as Quantity/Base number*100

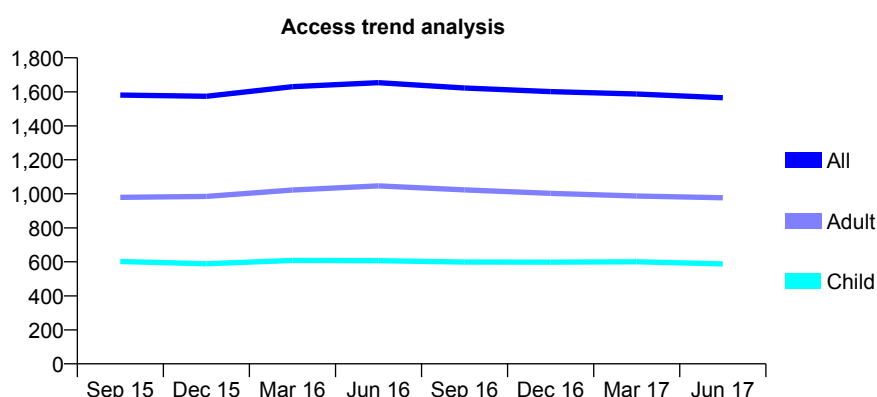
Q66 - Vital Signs At a Glance Contract Report for 736988/0002 - June 2017

Name or company name	MR GR COCKROFT
Contract type name	GDS Contract
Purpose of contract	General
Contract start date	01/04/2006
Contract end date	

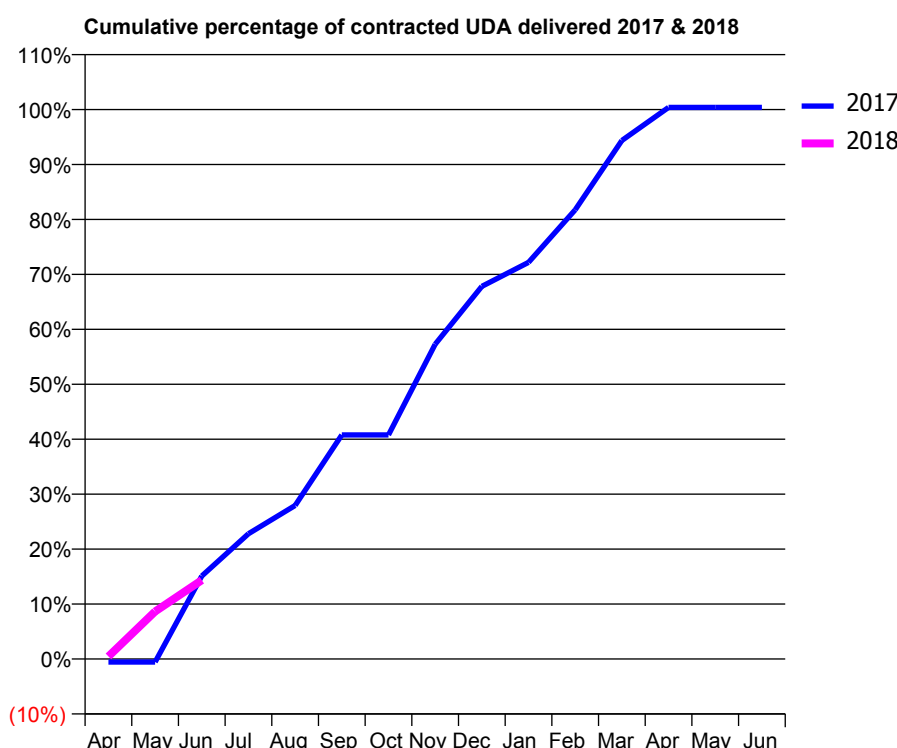
17/18 Contracted general activity (UDA)	3,538
Carry forward general activity (UDA)	0
17/18 Contracted orthodontic activity (UOA)	0
Carry forward orthodontic activity (UOA)	0
Baseline contract value	£87,697.88

ACCESS*

Patients seen in 24 months	Total	Change since previous quarter
Quarter ending June 2016	1,654	
Quarter ending September 2016	1,622	↓
Quarter ending December 2016	1,601	↓
Quarter ending March 2017	1,587	→
Quarter ending June 2017	1,565	↓
Variance since June 2016	(5.4%)	↓



ACTIVITY



Adjusted Scheduled Activity (UDA)		
Month	2017	2018
April	-22	17
May	-22	306
June	580	508
July	875	
August	1,073	
September	1,565	
October	1,565	
November	2,199	
December	2,603	
January	2,770	
February	3,137	
March	3,622	
April	3,852	
May	3,852	
June	3,852	

QUALITY

	Quantity	Base Number	Contract	AT	Region	England
% of FP17s for the same patient ID Re-attending within 3 months - Children	8	171	4.7%	10.2%	11.6%	12.0%
% of FP17s for the same patient ID Re-attending within 3 months - Adults	15	256	5.9%	14.6%	15.9%	16.0%
% of FP17s for the same patient ID Re-attending between 3 & 9 months - Children	116	171	67.8%	59.5%	60.4%	58.0%
% of FP17s for the same patient ID Re-attending between 3 & 9 months - Adults	158	256	61.7%	51.5%	52.3%	50.9%
% of FP17s for Band 1 Urgent Courses	1	317	0.3%	10.3%	9.5%	9.1%
% of FP17s Relating to Free Repair or Replacements	0	317	0.0%	0.8%	0.7%	0.8%
% of FP17s Relating to Continuations	0	317	0.0%	1.2%	1.0%	1.1%
% of Patients satisfied with the dentistry they have received	3	3	N/A	91.8%	91.9%	91.7%
% of Patients satisfied with the time they had to wait for an appointment	2	3	N/A	87.0%	88.0%	88.0%

* This is based on patients treated on this contract for their most recent course of treatment. Figures in italics indicate the base number of FP17s or Patient Questionnaire responses are less than 100. N/A is shown where the base number of responses is less than 10 during the period. % is calculated as Quantity/Base number*100

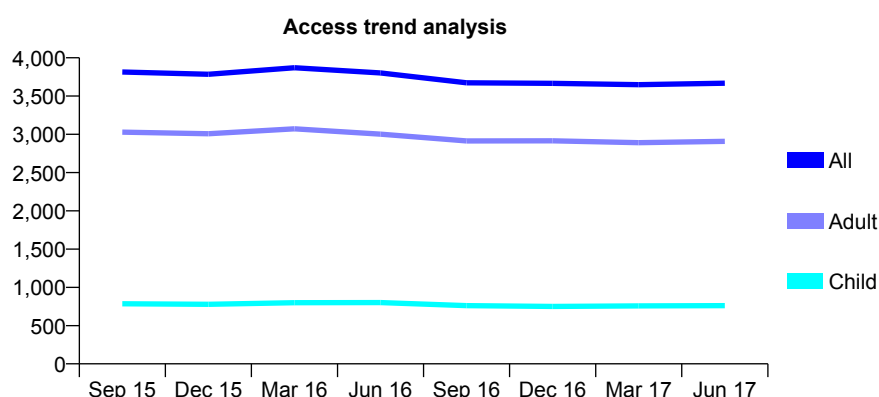
Q66 - Vital Signs At a Glance Contract Report for 738352/0006 - June 2017

Name or company name	MR TR JOHNSON
Contract type name	GDS Contract
Purpose of contract	General
Contract start date	01/08/2008
Contract end date	

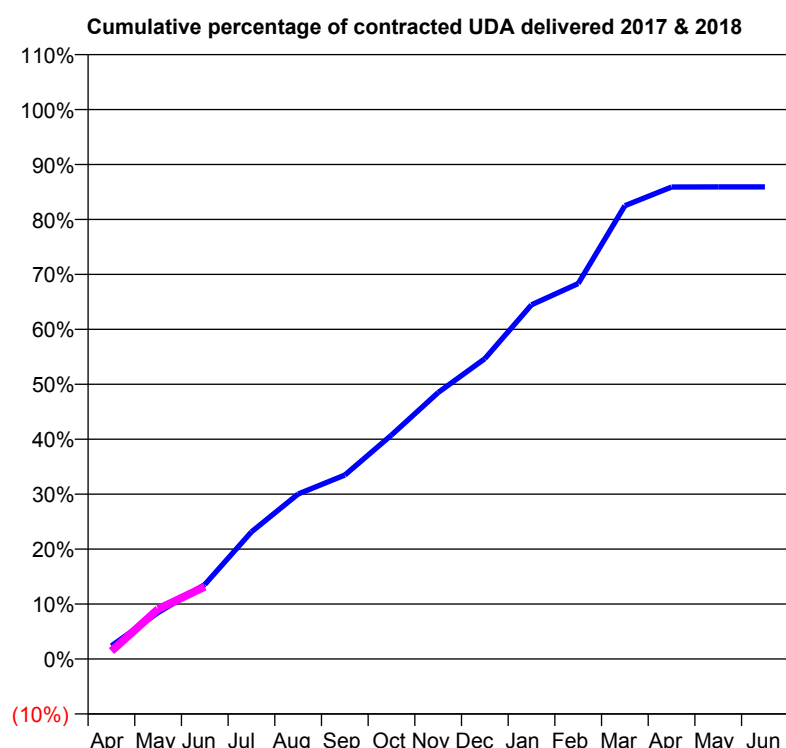
17/18 Contracted general activity (UDA)	10,591
Carry forward general activity (UDA)	0
17/18 Contracted orthodontic activity (UOA)	0
Carry forward orthodontic activity (UOA)	0
Baseline contract value	£227,936.71

ACCESS*

Patients seen in 24 months	Total	Change since previous quarter
Quarter ending June 2016	3,803	
Quarter ending September 2016	3,674	↓
Quarter ending December 2016	3,666	→
Quarter ending March 2017	3,648	→
Quarter ending June 2017	3,668	→
Variance since June 2016	(3.5%)	↓



ACTIVITY



Adjusted Scheduled Activity (UDA)		
Month	2017	2018
April	253	154
May	895	964
June	1,434	1,395
July	2,450	
August	3,182	
September	3,547	
October	4,316	
November	5,137	
December	5,790	
January	6,827	
February	7,236	
March	8,736	
April	9,096	
May	9,098	
June	9,098	

QUALITY

	Quantity	Base Number	Contract	AT	Region	England
% of FP17s for the same patient ID Re-attending within 3 months - Children	9	261	3.4%	10.2%	11.6%	12.0%
% of FP17s for the same patient ID Re-attending within 3 months - Adults	181	1,024	17.7%	14.6%	15.9%	16.0%
% of FP17s for the same patient ID Re-attending between 3 & 9 months - Children	185	261	70.9%	59.5%	60.4%	58.0%
% of FP17s for the same patient ID Re-attending between 3 & 9 months - Adults	664	1,024	64.8%	51.5%	52.3%	50.9%
% of FP17s for Band 1 Urgent Courses	82	747	11.0%	10.3%	9.5%	9.1%
% of FP17s Relating to Free Repair or Replacements	0	747	0.0%	0.8%	0.7%	0.8%
% of FP17s Relating to Continuations	11	747	1.5%	1.2%	1.0%	1.1%
% of Patients satisfied with the dentistry they have received	13	14	92.9%	91.8%	91.9%	91.7%
% of Patients satisfied with the time they had to wait for an appointment	12	14	85.7%	87.0%	88.0%	88.0%

* This is based on patients treated on this contract for their most recent course of treatment. Figures in italics indicate the base number of FP17s or Patient Questionnaire responses are less than 100. N/A is shown where the base number of responses is less than 10 during the period. % is calculated as Quantity/Base number*100

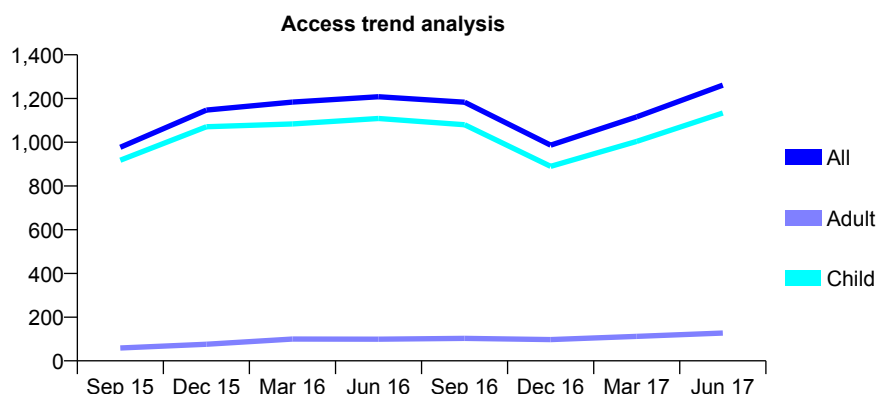
Q66 - Vital Signs At a Glance Contract Report for 738352/0007 - June 2017

Name or company name	MR TR JOHNSON
Contract type name	GDS Contract
Purpose of contract	General
Contract start date	01/05/2014
Contract end date	

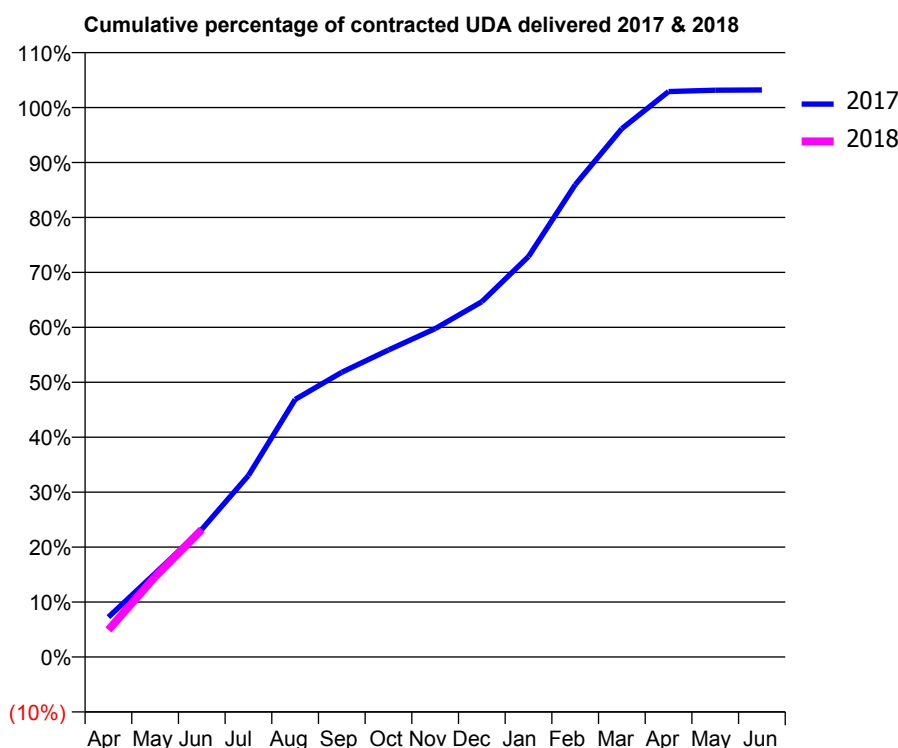
17/18 Contracted general activity (UDA)	2,477
Carry forward general activity (UDA)	0
17/18 Contracted orthodontic activity (UOA)	0
Carry forward orthodontic activity (UOA)	0
Baseline contract value	£53,178.39

ACCESS*

Patients seen in 24 months	Total	Change since previous quarter
Quarter ending June 2016	1,208	
Quarter ending September 2016	1,183	↓
Quarter ending December 2016	987	↓
Quarter ending March 2017	1,116	↑
Quarter ending June 2017	1,261	↑
Variance since June 2016	4.4%	↑



ACTIVITY



Adjusted Scheduled Activity (UDA)		
Month	2017	2018
April	180	122
May	377	362
June	576	574
July	818	
August	1,161	
September	1,284	
October	1,384	
November	1,480	
December	1,601	
January	1,805	
February	2,129	
March	2,382	
April	2,549	
May	2,555	
June	2,556	

QUALITY

	Quantity	Base Number	Contract	AT	Region	England
% of FP17s for the same patient ID Re-attending within 3 months - Children	33	508	6.5%	10.2%	11.6%	12.0%
% of FP17s for the same patient ID Re-attending within 3 months - Adults	1	11	9.1%	14.6%	15.9%	16.0%
% of FP17s for the same patient ID Re-attending between 3 & 9 months - Children	229	508	45.1%	59.5%	60.4%	58.0%
% of FP17s for the same patient ID Re-attending between 3 & 9 months - Adults	1	11	9.1%	51.5%	52.3%	50.9%
% of FP17s for Band 1 Urgent Courses	11	431	2.6%	10.3%	9.5%	9.1%
% of FP17s Relating to Free Repair or Replacements	0	431	0.0%	0.8%	0.7%	0.8%
% of FP17s Relating to Continuations	0	431	0.0%	1.2%	1.0%	1.1%
% of Patients satisfied with the dentistry they have received	0	0	N/A	91.8%	91.9%	91.7%
% of Patients satisfied with the time they had to wait for an appointment	0	0	N/A	87.0%	88.0%	88.0%

* This is based on patients treated on this contract for their most recent course of treatment. Figures in italics indicate the base number of FP17s or Patient Questionnaire responses are less than 100. N/A is shown where the base number of responses is less than 10 during the period. % is calculated as Quantity/Base number*100

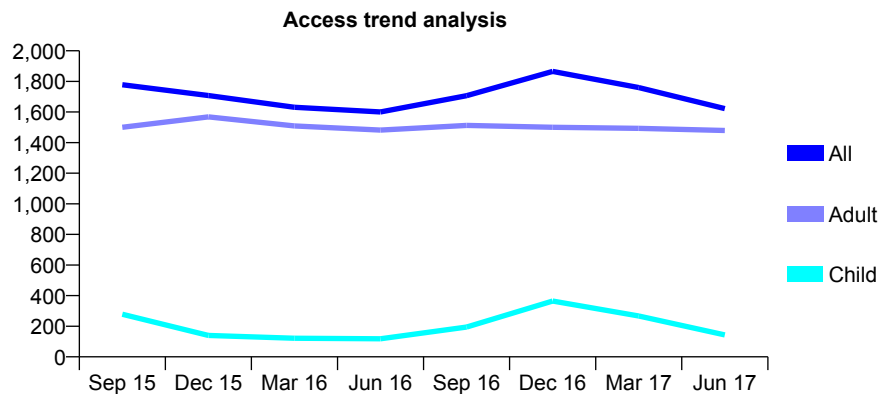
Q66 - Vital Signs At a Glance Contract Report for 738352/0008 - June 2017

Name or company name	MR TR JOHNSON
Contract type name	GDS Contract
Purpose of contract	General
Contract start date	01/05/2014
Contract end date	

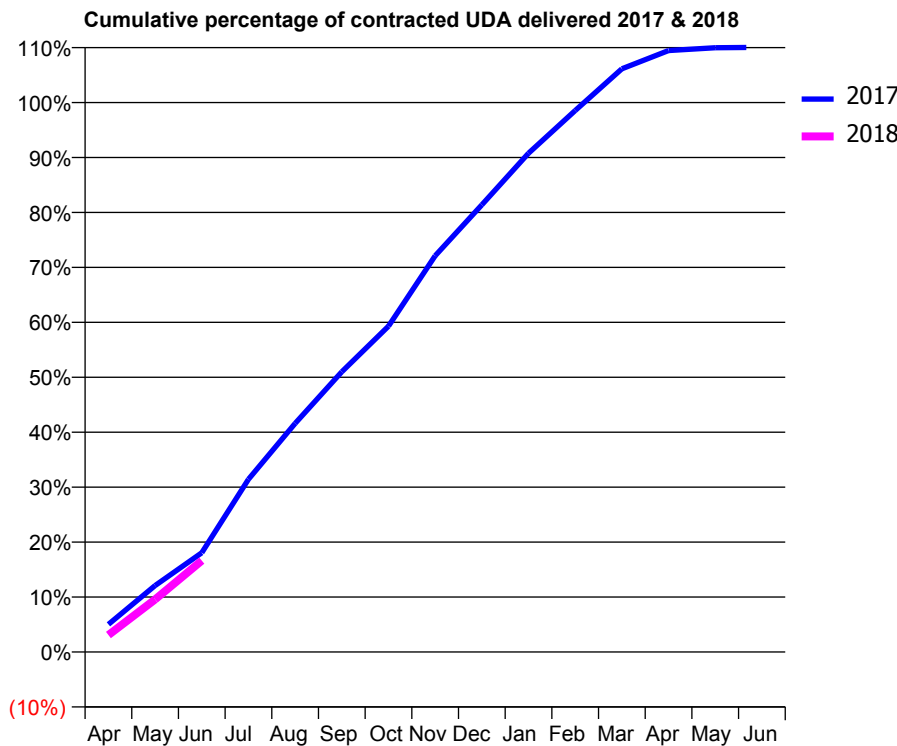
17/18 Contracted general activity (UDA)	6,000
Carry forward general activity (UDA)	0
17/18 Contracted orthodontic activity (UOA)	0
Carry forward orthodontic activity (UOA)	0
Baseline contract value	£186,606.96

ACCESS*

Patients seen in 24 months	Total	Change since previous quarter
Quarter ending June 2016	1,600	
Quarter ending September 2016	1,707	↑
Quarter ending December 2016	1,865	↑
Quarter ending March 2017	1,760	↓
Quarter ending June 2017	1,622	↓
Variance since June 2016	1.4%	→



ACTIVITY



Adjusted Scheduled Activity (UDA)		
Month	2017	2018
April	302	186
May	726	574
June	1,085	998
July	1,886	
August	2,496	
September	3,060	
October	3,558	
November	4,326	
December	4,883	
January	5,447	
February	5,913	
March	6,368	
April	6,567	
May	6,598	
June	6,603	

QUALITY

	Quantity	Base Number	Contract	AT	Region	England
% of FP17s for the same patient ID Re-attending within 3 months - Children	0	34	0.0%	10.2%	11.6%	12.0%
% of FP17s for the same patient ID Re-attending within 3 months - Adults	83	531	15.6%	14.6%	15.9%	16.0%
% of FP17s for the same patient ID Re-attending between 3 & 9 months - Children	28	34	82.4%	59.5%	60.4%	58.0%
% of FP17s for the same patient ID Re-attending between 3 & 9 months - Adults	327	531	61.6%	51.5%	52.3%	50.9%
% of FP17s for Band 1 Urgent Courses	36	486	7.4%	10.3%	9.5%	9.1%
% of FP17s Relating to Free Repair or Replacements	18	486	3.7%	0.8%	0.7%	0.8%
% of FP17s Relating to Continuations	6	486	1.2%	1.2%	1.0%	1.1%
% of Patients satisfied with the dentistry they have received	8	9	N/A	91.8%	91.9%	91.7%
% of Patients satisfied with the time they had to wait for an appointment	7	9	N/A	87.0%	88.0%	88.0%

* This is based on patients treated on this contract for their most recent course of treatment. Figures in italics indicate the base number of FP17s or Patient Questionnaire responses are less than 100. N/A is shown where the base number of responses is less than 10 during the period. % is calculated as Quantity/Base number*100

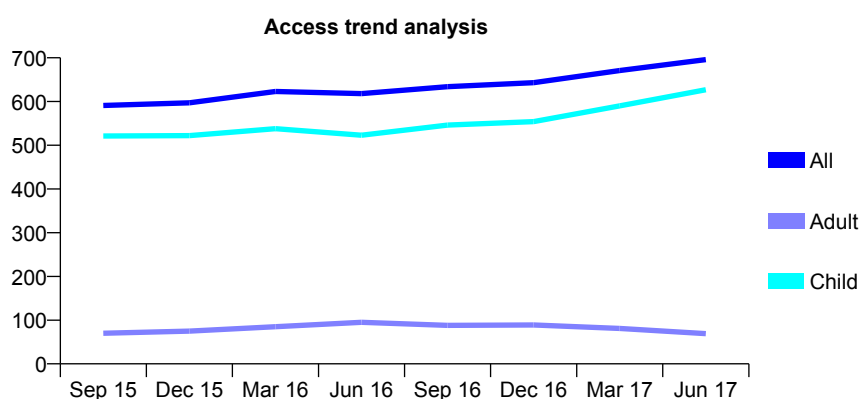
Q66 - Vital Signs At a Glance Contract Report for 738964/0001 - June 2017

Name or company name	MR PA BALDWIN
Contract type name	GDS Contract
Purpose of contract	General and Orthodontic
Contract start date	01/06/2014
Contract end date	

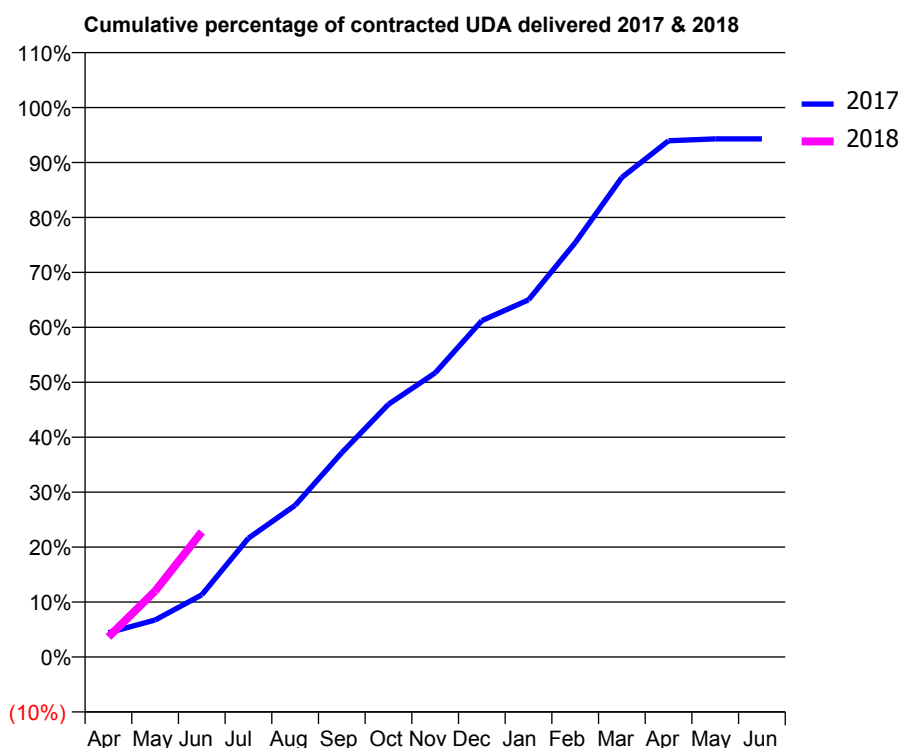
17/18 Contracted general activity (UDA)	1,815
Carry forward general activity (UDA)	0
17/18 Contracted orthodontic activity (UOA)	250
Carry forward orthodontic activity (UOA)	0
Baseline contract value	£61,447.54

ACCESS*

Patients seen in 24 months	Total	Change since previous quarter
Quarter ending June 2016	618	
Quarter ending September 2016	634	↑
Quarter ending December 2016	643	→
Quarter ending March 2017	671	↑
Quarter ending June 2017	696	↑
Variance since June 2016	12.6%	↑



ACTIVITY



Adjusted Scheduled Activity (UDA)		
Month	2017	2018
April	80	66
May	122	218
June	206	413
July	393	
August	501	
September	675	
October	835	
November	938	
December	1,111	
January	1,180	
February	1,368	
March	1,584	
April	1,705	
May	1,711	
June	1,711	

QUALITY

	Quantity	Base Number	Contract	AT	Region	England
% of FP17s for the same patient ID Re-attending within 3 months - Children	41	337	12.2%	10.2%	11.6%	12.0%
% of FP17s for the same patient ID Re-attending within 3 months - Adults	0	12	0.0%	14.6%	15.9%	16.0%
% of FP17s for the same patient ID Re-attending between 3 & 9 months - Children	196	337	58.2%	59.5%	60.4%	58.0%
% of FP17s for the same patient ID Re-attending between 3 & 9 months - Adults	9	12	75.0%	51.5%	52.3%	50.9%
% of FP17s for Band 1 Urgent Courses	6	257	2.3%	10.3%	9.5%	9.1%
% of FP17s Relating to Free Repair or Replacements	0	257	0.0%	0.8%	0.7%	0.8%
% of FP17s Relating to Continuations	0	257	0.0%	1.2%	1.0%	1.1%
% of Patients satisfied with the dentistry they have received	2	2	N/A	91.8%	91.9%	91.7%
% of Patients satisfied with the time they had to wait for an appointment	2	2	N/A	87.0%	88.0%	88.0%

* This is based on patients treated on this contract for their most recent course of treatment. Figures in italics indicate the base number of FP17s or Patient Questionnaire responses are less than 100. N/A is shown where the base number of responses is less than 10 during the period. % is calculated as Quantity/Base number*100

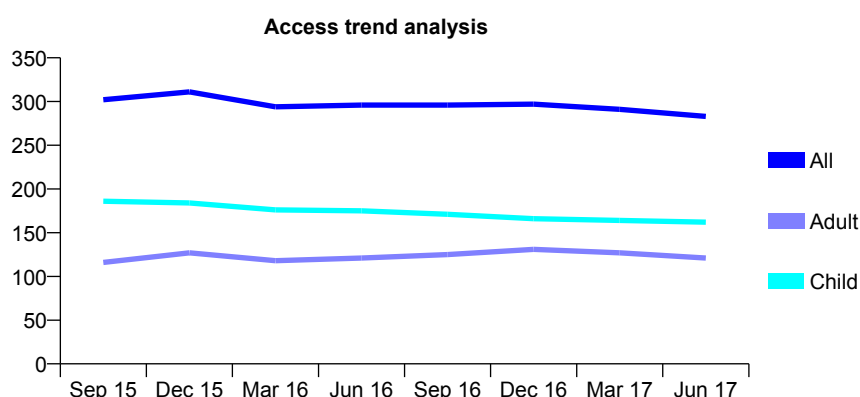
Q66 - Vital Signs At a Glance Contract Report for 745502/0001 - June 2017

Name or company name	The Manor House Dental Practice
Contract type name	GDS Contract
Purpose of contract	General
Contract start date	01/04/2006
Contract end date	

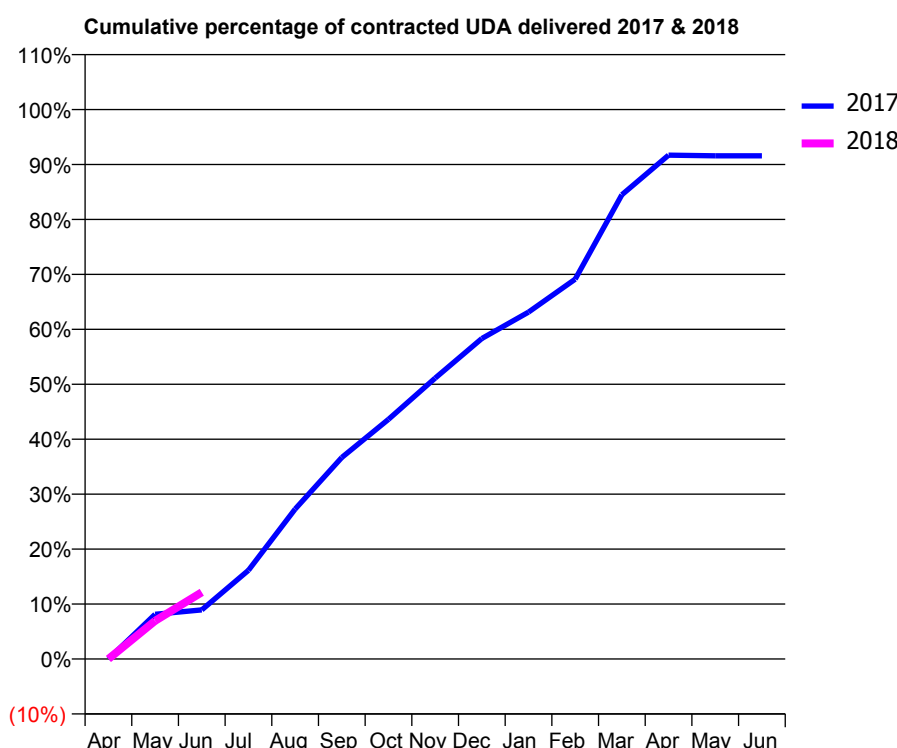
17/18 Contracted general activity (UDA)	749
Carry forward general activity (UDA)	0
17/18 Contracted orthodontic activity (UOA)	0
Carry forward orthodontic activity (UOA)	0
Baseline contract value	£20,002.18

ACCESS*

Patients seen in 24 months	Total	Change since previous quarter
Quarter ending June 2016	296	
Quarter ending September 2016	296	→
Quarter ending December 2016	297	→
Quarter ending March 2017	291	↓
Quarter ending June 2017	283	↓
Variance since June 2016	(4.4%)	↓



ACTIVITY



Adjusted Scheduled Activity (UDA)		
Month	2017	2018
April	0	0
May	61	52
June	67	91
July	121	
August	204	
September	275	
October	327	
November	383	
December	437	
January	473	
February	518	
March	633	
April	687	
May	686	
June	686	

QUALITY

	Quantity	Base Number	Contract	AT	Region	England
% of FP17s for the same patient ID Re-attending within 3 months - Children	1	79	1.3%	10.2%	11.6%	12.0%
% of FP17s for the same patient ID Re-attending within 3 months - Adults	0	35	0.0%	14.6%	15.9%	16.0%
% of FP17s for the same patient ID Re-attending between 3 & 9 months - Children	62	79	78.5%	59.5%	60.4%	58.0%
% of FP17s for the same patient ID Re-attending between 3 & 9 months - Adults	30	35	85.7%	51.5%	52.3%	50.9%
% of FP17s for Band 1 Urgent Courses	0	75	0.0%	10.3%	9.5%	9.1%
% of FP17s Relating to Free Repair or Replacements	0	75	0.0%	0.8%	0.7%	0.8%
% of FP17s Relating to Continuations	0	75	0.0%	1.2%	1.0%	1.1%
% of Patients satisfied with the dentistry they have received	0	0	N/A	91.8%	91.9%	91.7%
% of Patients satisfied with the time they had to wait for an appointment	0	0	N/A	87.0%	88.0%	88.0%

* This is based on patients treated on this contract for their most recent course of treatment. Figures in italics indicate the base number of FP17s or Patient Questionnaire responses are less than 100. N/A is shown where the base number of responses is less than 10 during the period. % is calculated as Quantity/Base number*100

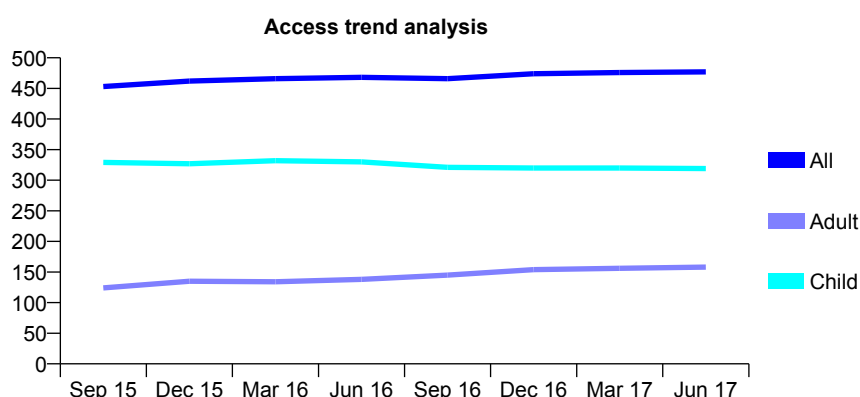
Q66 - Vital Signs At a Glance Contract Report for 745731/0001 - June 2017

Name or company name	MR MW BRAY
Contract type name	GDS Contract
Purpose of contract	General
Contract start date	01/04/2006
Contract end date	

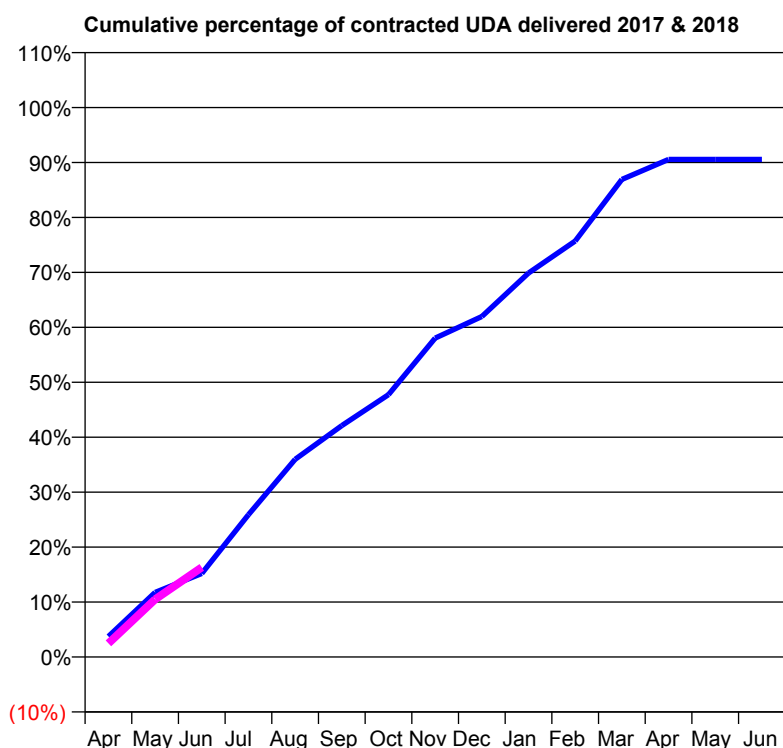
17/18 Contracted general activity (UDA)	962
Carry forward general activity (UDA)	0
17/18 Contracted orthodontic activity (UOA)	0
Carry forward orthodontic activity (UOA)	0
Baseline contract value	£27,990.98

ACCESS*

Patients seen in 24 months	Total	Change since previous quarter
Quarter ending June 2016	468	
Quarter ending September 2016	466	→
Quarter ending December 2016	474	→
Quarter ending March 2017	476	→
Quarter ending June 2017	477	→
Variance since June 2016	1.9%	→



ACTIVITY



Adjusted Scheduled Activity (UDA)		
Month	2017	2018
April	36	24
May	113	101
June	146	157
July	249	
August	346	
September	405	
October	459	
November	558	
December	596	
January	672	
February	728	
March	836	
April	871	
May	871	
June	871	

QUALITY

	Quantity	Base Number	Contract	AT	Region	England
% of FP17s for the same patient ID Re-attending within 3 months - Children	2	131	1.5%	10.2%	11.6%	12.0%
% of FP17s for the same patient ID Re-attending within 3 months - Adults	3	41	7.3%	14.6%	15.9%	16.0%
% of FP17s for the same patient ID Re-attending between 3 & 9 months - Children	106	131	80.9%	59.5%	60.4%	58.0%
% of FP17s for the same patient ID Re-attending between 3 & 9 months - Adults	25	41	61.0%	51.5%	52.3%	50.9%
% of FP17s for Band 1 Urgent Courses	0	143	0.0%	10.3%	9.5%	9.1%
% of FP17s Relating to Free Repair or Replacements	0	143	0.0%	0.8%	0.7%	0.8%
% of FP17s Relating to Continuations	1	143	0.7%	1.2%	1.0%	1.1%
% of Patients satisfied with the dentistry they have received	1	1	N/A	91.8%	91.9%	91.7%
% of Patients satisfied with the time they had to wait for an appointment	1	1	N/A	87.0%	88.0%	88.0%

* This is based on patients treated on this contract for their most recent course of treatment. Figures in italics indicate the base number of FP17s or Patient Questionnaire responses are less than 100. N/A is shown where the base number of responses is less than 10 during the period. % is calculated as Quantity/Base number*100

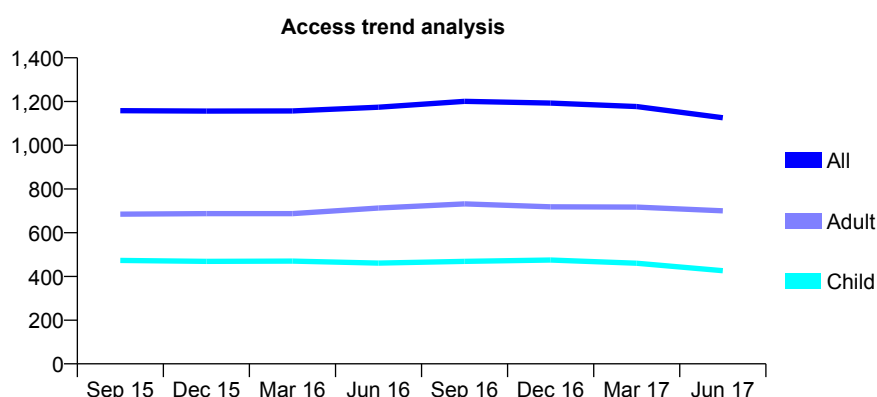
Q66 - Vital Signs At a Glance Contract Report for 749699/0001 - June 2017

Name or company name	MR AF KING
Contract type name	GDS Contract
Purpose of contract	General
Contract start date	01/04/2006
Contract end date	

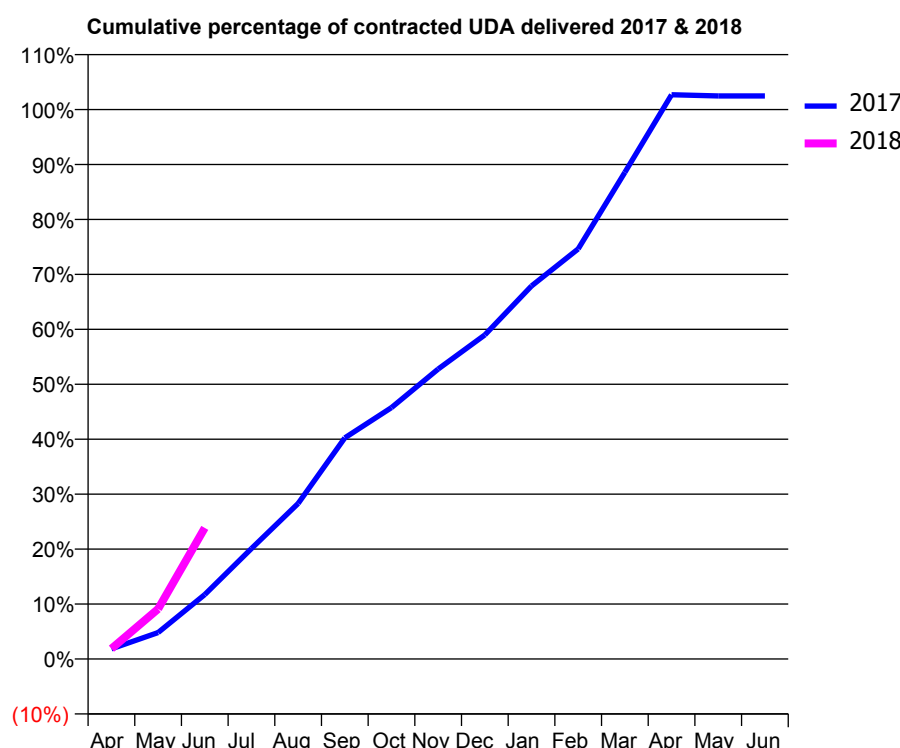
17/18 Contracted general activity (UDA)	1,300
Carry forward general activity (UDA)	0
17/18 Contracted orthodontic activity (UOA)	0
Carry forward orthodontic activity (UOA)	0
Baseline contract value	£34,886.21

ACCESS*

Patients seen in 24 months	Total	Change since previous quarter
Quarter ending June 2016	1,174	
Quarter ending September 2016	1,201	↑
Quarter ending December 2016	1,193	→
Quarter ending March 2017	1,177	↓
Quarter ending June 2017	1,126	↓
Variance since June 2016	(4.1%)	↓



ACTIVITY



Adjusted Scheduled Activity (UDA)		
Month	2017	2018
April	24	24
May	63	118
June	153	310
July	261	
August	368	
September	523	
October	595	
November	686	
December	767	
January	883	
February	970	
March	1,151	
April	1,335	
May	1,332	
June	1,332	

QUALITY

	Quantity	Base Number	Contract	AT	Region	England
% of FP17s for the same patient ID Re-attending within 3 months - Children	9	157	5.7%	10.2%	11.6%	12.0%
% of FP17s for the same patient ID Re-attending within 3 months - Adults	20	183	10.9%	14.6%	15.9%	16.0%
% of FP17s for the same patient ID Re-attending between 3 & 9 months - Children	106	157	67.5%	59.5%	60.4%	58.0%
% of FP17s for the same patient ID Re-attending between 3 & 9 months - Adults	97	183	53.0%	51.5%	52.3%	50.9%
% of FP17s for Band 1 Urgent Courses	11	158	7.0%	10.3%	9.5%	9.1%
% of FP17s Relating to Free Repair or Replacements	2	158	1.3%	0.8%	0.7%	0.8%
% of FP17s Relating to Continuations	0	158	0.0%	1.2%	1.0%	1.1%
% of Patients satisfied with the dentistry they have received	4	4	N/A	91.8%	91.9%	91.7%
% of Patients satisfied with the time they had to wait for an appointment	1	4	N/A	87.0%	88.0%	88.0%

* This is based on patients treated on this contract for their most recent course of treatment. Figures in italics indicate the base number of FP17s or Patient Questionnaire responses are less than 100. N/A is shown where the base number of responses is less than 10 during the period. % is calculated as Quantity/Base number*100

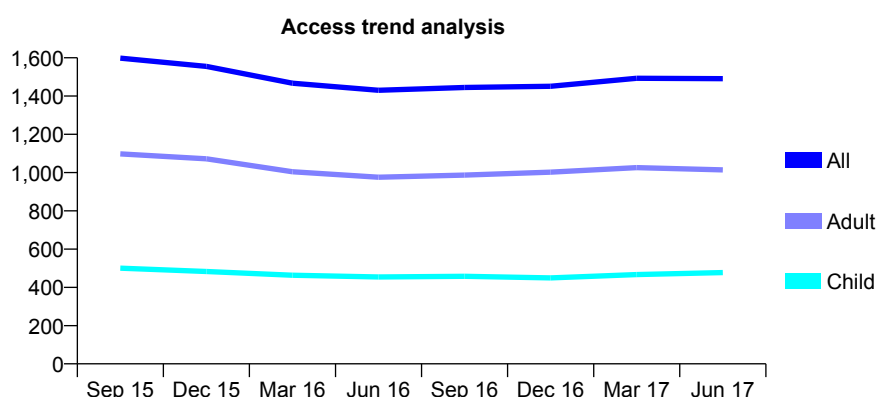
Q66 - Vital Signs At a Glance Contract Report for 752029/0002 - June 2017

Name or company name	MR PD JINKS
Contract type name	GDS Contract
Purpose of contract	General and Orthodontic
Contract start date	01/04/2011
Contract end date	

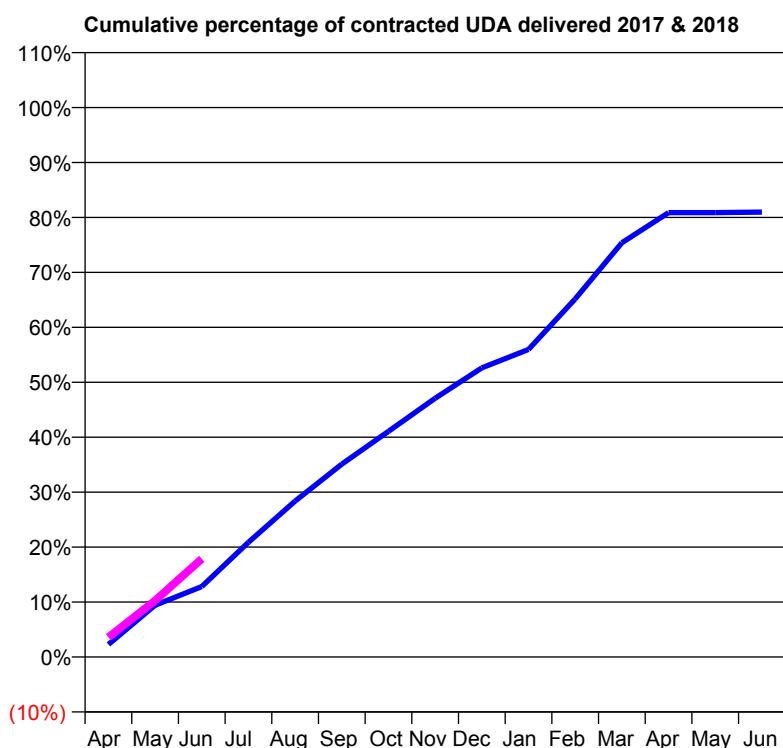
17/18 Contracted general activity (UDA)	4,010
Carry forward general activity (UDA)	0
17/18 Contracted orthodontic activity (UOA)	382
Carry forward orthodontic activity (UOA)	0
Baseline contract value	£129,305.06

ACCESS*

Patients seen in 24 months	Total	Change since previous quarter
Quarter ending June 2016	1,430	
Quarter ending September 2016	1,445	→
Quarter ending December 2016	1,451	→
Quarter ending March 2017	1,493	↑
Quarter ending June 2017	1,491	→
Variance since June 2016	4.3%	↑



ACTIVITY



Adjusted Scheduled Activity (UDA)		
Month	2017	2018
April	129	144
May	529	412
June	720	716
July	1,171	
August	1,593	
September	1,970	
October	2,304	
November	2,642	
December	2,953	
January	3,140	
February	3,656	
March	4,229	
April	4,537	
May	4,537	
June	4,543	

QUALITY

	Quantity	Base Number	Contract	AT	Region	England
% of FP17s for the same patient ID Re-attending within 3 months - Children	9	128	7.0%	10.2%	11.6%	12.0%
% of FP17s for the same patient ID Re-attending within 3 months - Adults	57	319	17.9%	14.6%	15.9%	16.0%
% of FP17s for the same patient ID Re-attending between 3 & 9 months - Children	58	128	45.3%	59.5%	60.4%	58.0%
% of FP17s for the same patient ID Re-attending between 3 & 9 months - Adults	163	319	51.1%	51.5%	52.3%	50.9%
% of FP17s for Band 1 Urgent Courses	7	335	2.1%	10.3%	9.5%	9.1%
% of FP17s Relating to Free Repair or Replacements	2	335	0.6%	0.8%	0.7%	0.8%
% of FP17s Relating to Continuations	22	335	6.6%	1.2%	1.0%	1.1%
% of Patients satisfied with the dentistry they have received	8	9	N/A	91.8%	91.9%	91.7%
% of Patients satisfied with the time they had to wait for an appointment	8	9	N/A	87.0%	88.0%	88.0%

* This is based on patients treated on this contract for their most recent course of treatment. Figures in italics indicate the base number of FP17s or Patient Questionnaire responses are less than 100. N/A is shown where the base number of responses is less than 10 during the period. % is calculated as Quantity/Base number*100

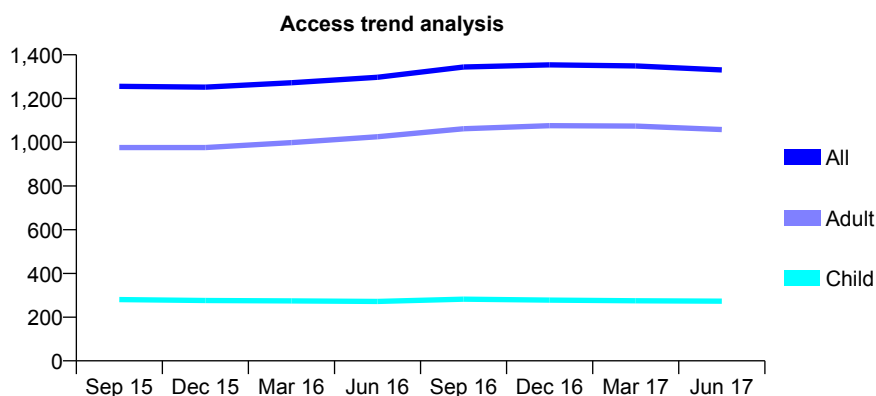
Q66 - Vital Signs At a Glance Contract Report for 753785/0001 - June 2017

Name or company name	MR RJ PRINGLE
Contract type name	GDS Contract
Purpose of contract	General
Contract start date	01/04/2006
Contract end date	

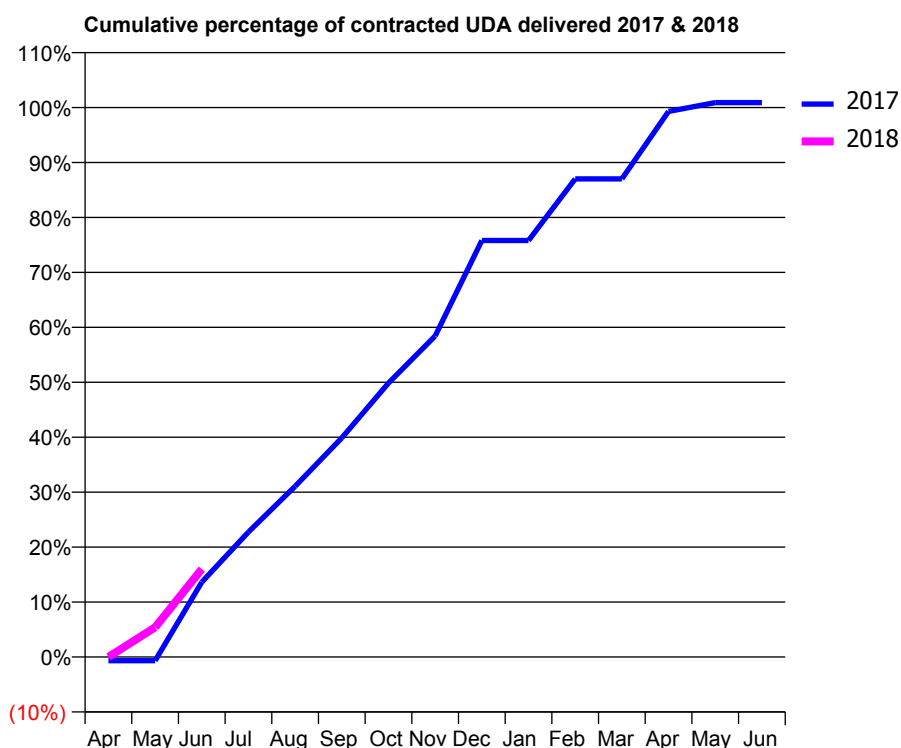
17/18 Contracted general activity (UDA)	3,427
Carry forward general activity (UDA)	0
17/18 Contracted orthodontic activity (UOA)	0
Carry forward orthodontic activity (UOA)	0
Baseline contract value	£90,657.20

ACCESS*

Patients seen in 24 months	Total	Change since previous quarter
Quarter ending June 2016	1,297	
Quarter ending September 2016	1,344	↑
Quarter ending December 2016	1,354	→
Quarter ending March 2017	1,349	→
Quarter ending June 2017	1,331	↓
Variance since June 2016	2.6%	↑



ACTIVITY



Adjusted Scheduled Activity (UDA)		
Month	2017	2018
April	-24	0
May	-24	185
June	467	548
July	780	
August	1,065	
September	1,367	
October	1,708	
November	2,002	
December	2,598	
January	2,598	
February	2,982	
March	2,982	
April	3,403	
May	3,457	
June	3,457	

QUALITY

	Quantity	Base Number	Contract	AT	Region	England
% of FP17s for the same patient ID Re-attending within 3 months - Children	6	141	4.3%	10.2%	11.6%	12.0%
% of FP17s for the same patient ID Re-attending within 3 months - Adults	48	469	10.2%	14.6%	15.9%	16.0%
% of FP17s for the same patient ID Re-attending between 3 & 9 months - Children	82	141	58.2%	59.5%	60.4%	58.0%
% of FP17s for the same patient ID Re-attending between 3 & 9 months - Adults	261	469	55.7%	51.5%	52.3%	50.9%
% of FP17s for Band 1 Urgent Courses	21	338	6.2%	10.3%	9.5%	9.1%
% of FP17s Relating to Free Repair or Replacements	1	338	0.3%	0.8%	0.7%	0.8%
% of FP17s Relating to Continuations	1	338	0.3%	1.2%	1.0%	1.1%
% of Patients satisfied with the dentistry they have received	0	0	N/A	91.8%	91.9%	91.7%
% of Patients satisfied with the time they had to wait for an appointment	0	0	N/A	87.0%	88.0%	88.0%

* This is based on patients treated on this contract for their most recent course of treatment. Figures in italics indicate the base number of FP17s or Patient Questionnaire responses are less than 100. N/A is shown where the base number of responses is less than 10 during the period. % is calculated as Quantity/Base number*100

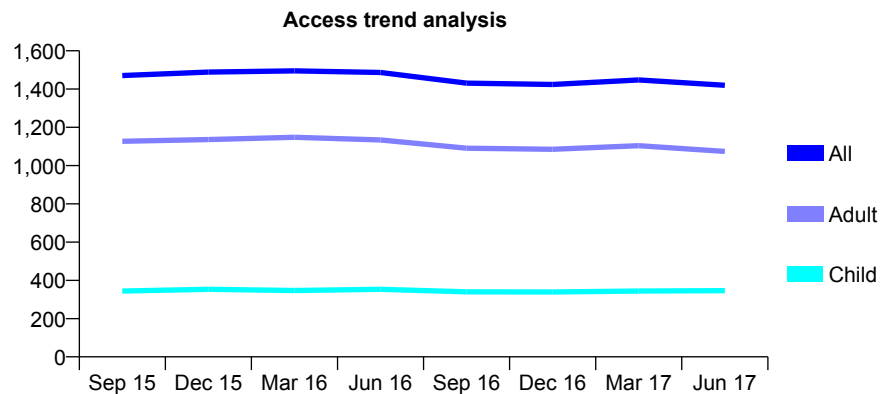
Q66 - Vital Signs At a Glance Contract Report for 753793/0001 - June 2017

Name or company name	MISS KA BABOS
Contract type name	GDS Contract
Purpose of contract	General
Contract start date	01/04/2006
Contract end date	

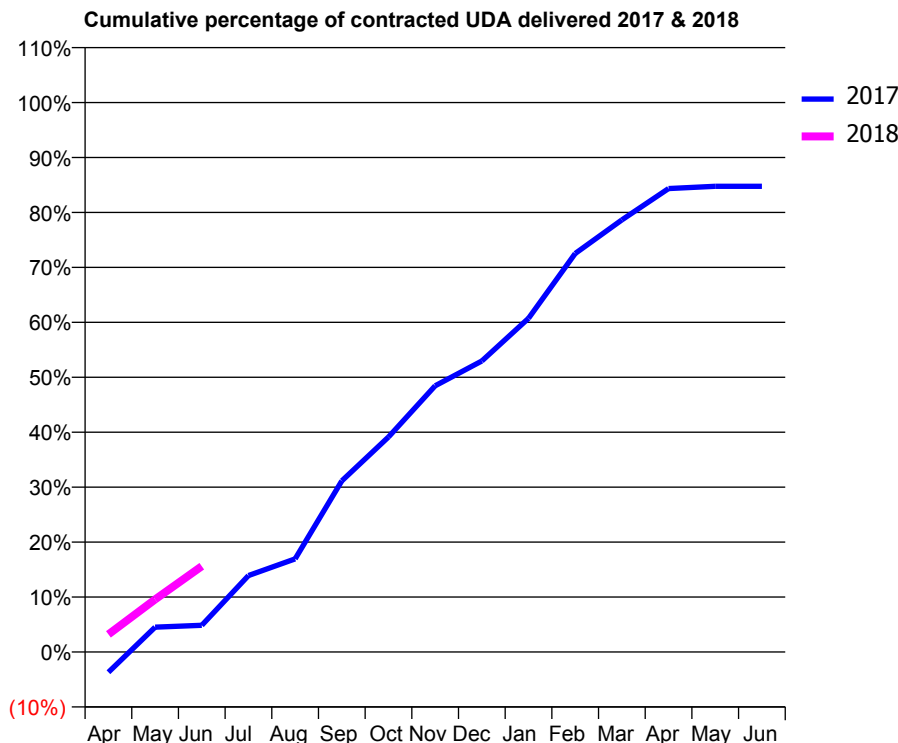
17/18 Contracted general activity (UDA)	4,500
Carry forward general activity (UDA)	0
17/18 Contracted orthodontic activity (UOA)	0
Carry forward orthodontic activity (UOA)	0
Baseline contract value	£134,095.47

ACCESS*

Patients seen in 24 months	Total	Change since previous quarter
Quarter ending June 2016	1,487	
Quarter ending September 2016	1,431	↓
Quarter ending December 2016	1,424	→
Quarter ending March 2017	1,448	→
Quarter ending June 2017	1,420	↓
Variance since June 2016	(4.5%)	↓



ACTIVITY



Adjusted Scheduled Activity (UDA)		
Month	2017	2018
April	-166	145
May	204	431
June	219	702
July	627	
August	763	
September	1,401	
October	1,760	
November	2,180	
December	2,384	
January	2,733	
February	3,263	
March	3,539	
April	3,795	
May	3,814	
June	3,814	

QUALITY

	Quantity	Base Number	Contract	AT	Region	England
% of FP17s for the same patient ID Re-attending within 3 months - Children	8	105	7.6%	10.2%	11.6%	12.0%
% of FP17s for the same patient ID Re-attending within 3 months - Adults	55	284	19.4%	14.6%	15.9%	16.0%
% of FP17s for the same patient ID Re-attending between 3 & 9 months - Children	34	105	32.4%	59.5%	60.4%	58.0%
% of FP17s for the same patient ID Re-attending between 3 & 9 months - Adults	73	284	25.7%	51.5%	52.3%	50.9%
% of FP17s for Band 1 Urgent Courses	51	293	17.4%	10.3%	9.5%	9.1%
% of FP17s Relating to Free Repair or Replacements	1	293	0.3%	0.8%	0.7%	0.8%
% of FP17s Relating to Continuations	1	293	0.3%	1.2%	1.0%	1.1%
% of Patients satisfied with the dentistry they have received	2	2	N/A	91.8%	91.9%	91.7%
% of Patients satisfied with the time they had to wait for an appointment	1	2	N/A	87.0%	88.0%	88.0%

* This is based on patients treated on this contract for their most recent course of treatment. Figures in italics indicate the base number of FP17s or Patient Questionnaire responses are less than 100. N/A is shown where the base number of responses is less than 10 during the period. % is calculated as Quantity/Base number*100

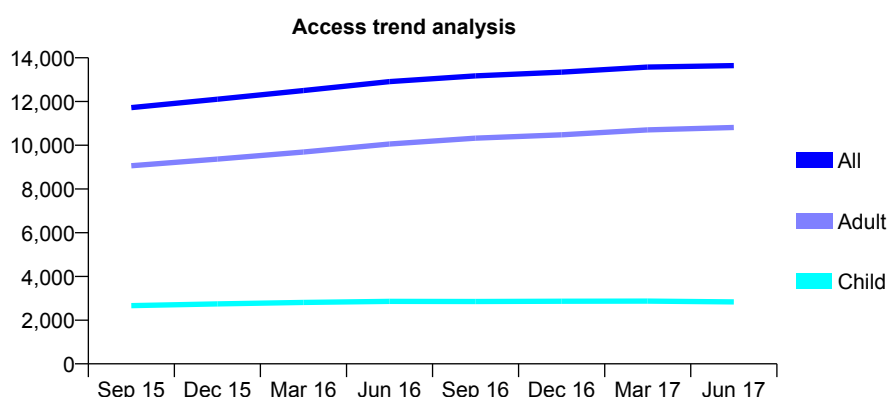
Q66 - Vital Signs At a Glance Contract Report for 762520/0001 - June 2017

Name or company name	Castle View Dental Practice
Contract type name	Pilot Contract
Purpose of contract	General and Orthodontic
Contract start date	01/09/2013
Contract end date	

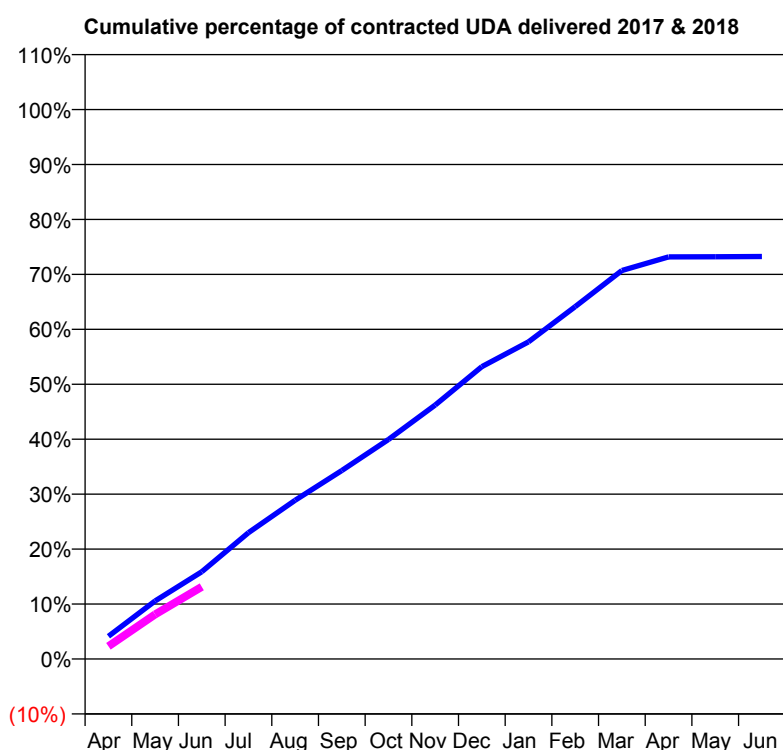
17/18 Contracted general activity (UDA)	31,724
Carry forward general activity (UDA)	0
17/18 Contracted orthodontic activity (UOA)	1,000
Carry forward orthodontic activity (UOA)	0
Baseline contract value	£1,018,917.25

ACCESS*

Patients seen in 24 months	Total	Change since previous quarter
Quarter ending June 2016	12,909	
Quarter ending September 2016	13,173	↑
Quarter ending December 2016	13,345	→
Quarter ending March 2017	13,573	→
Quarter ending June 2017	13,644	→
Variance since June 2016	5.7%	↑



ACTIVITY



Adjusted Scheduled Activity (UDA)		
Month	2017	2018
April	1,316	737
May	3,349	2,576
June	5,041	4,172
July	7,293	
August	9,166	
September	10,885	
October	12,674	
November	14,662	
December	16,876	
January	18,312	
February	20,344	
March	22,430	
April	23,217	
May	23,221	
June	23,241	

QUALITY

	Quantity	Base Number	Contract	AT	Region	England
% of FP17s for the same patient ID Re-attending within 3 months - Children	39	686	5.7%	10.2%	11.6%	12.0%
% of FP17s for the same patient ID Re-attending within 3 months - Adults	457	2,559	17.9%	14.6%	15.9%	16.0%
% of FP17s for the same patient ID Re-attending between 3 & 9 months - Children	202	686	29.4%	59.5%	60.4%	58.0%
% of FP17s for the same patient ID Re-attending between 3 & 9 months - Adults	692	2,559	27.0%	51.5%	52.3%	50.9%
% of FP17s for Band 1 Urgent Courses	322	2,373	13.6%	10.3%	9.5%	9.1%
% of FP17s Relating to Free Repair or Replacements	23	2,373	1.0%	0.8%	0.7%	0.8%
% of FP17s Relating to Continuations	9	2,373	0.4%	1.2%	1.0%	1.1%
% of Patients satisfied with the dentistry they have received	17	20	85.0%	91.8%	91.9%	91.7%
% of Patients satisfied with the time they had to wait for an appointment	20	20	100.0%	87.0%	88.0%	88.0%

* This is based on patients treated on this contract for their most recent course of treatment. Figures in italics indicate the base number of FP17s or Patient Questionnaire responses are less than 100. N/A is shown where the base number of responses is less than 10 during the period. % is calculated as Quantity/Base number*100

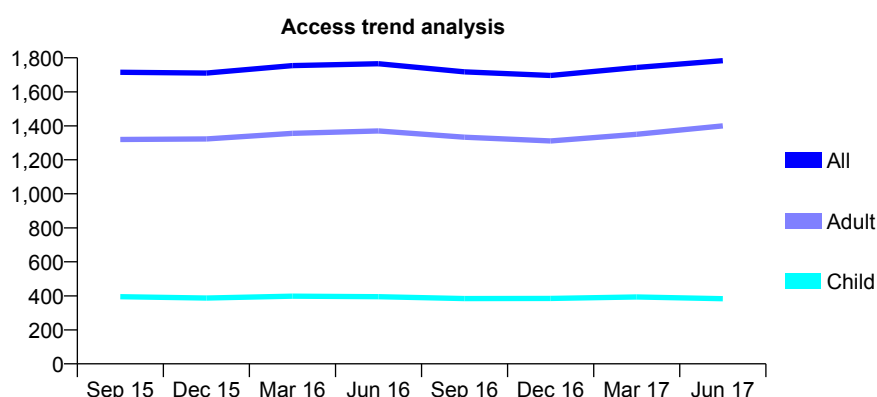
Q66 - Vital Signs At a Glance Contract Report for 763969/0001 - June 2017

Name or company name	MR V AVAKIAN
Contract type name	GDS Contract
Purpose of contract	General
Contract start date	01/04/2006
Contract end date	

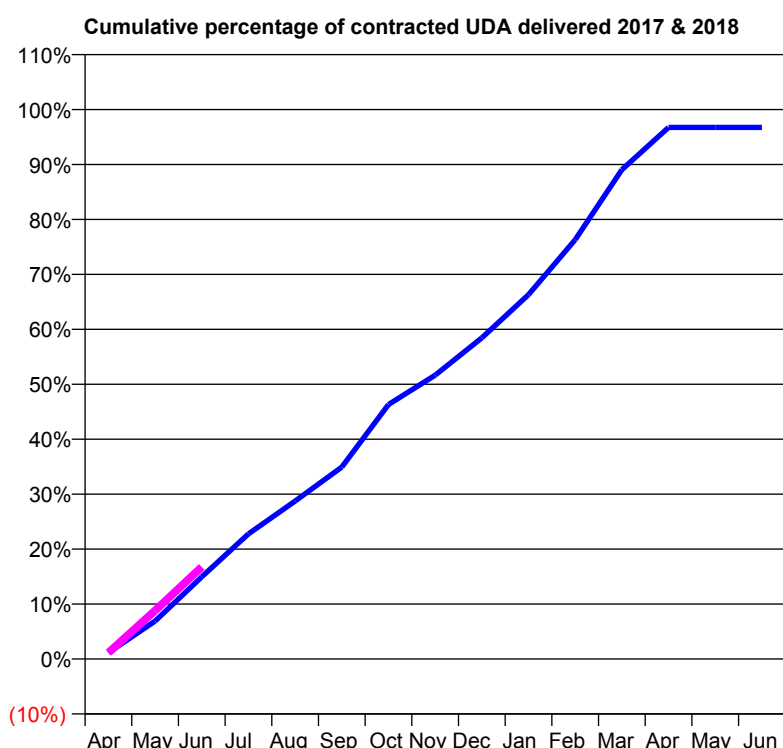
17/18 Contracted general activity (UDA)	6,526
Carry forward general activity (UDA)	0
17/18 Contracted orthodontic activity (UOA)	0
Carry forward orthodontic activity (UOA)	0
Baseline contract value	£160,178.96

ACCESS*

Patients seen in 24 months	Total	Change since previous quarter
Quarter ending June 2016	1,765	
Quarter ending September 2016	1,717	↓
Quarter ending December 2016	1,696	↓
Quarter ending March 2017	1,743	↑
Quarter ending June 2017	1,783	↑
Variance since June 2016	1.0%	→



ACTIVITY



Adjusted Scheduled Activity (UDA)		
Month	2017	2018
April	75	75
May	450	576
June	976	1,094
July	1,487	
August	1,876	
September	2,280	
October	3,022	
November	3,370	
December	3,814	
January	4,327	
February	4,980	
March	5,811	
April	6,314	
May	6,314	
June	6,314	

QUALITY

	Quantity	Base Number	Contract	AT	Region	England
% of FP17s for the same patient ID Re-attending within 3 months - Children	12	128	9.4%	10.2%	11.6%	12.0%
% of FP17s for the same patient ID Re-attending within 3 months - Adults	96	549	17.5%	14.6%	15.9%	16.0%
% of FP17s for the same patient ID Re-attending between 3 & 9 months - Children	83	128	64.8%	59.5%	60.4%	58.0%
% of FP17s for the same patient ID Re-attending between 3 & 9 months - Adults	289	549	52.6%	51.5%	52.3%	50.9%
% of FP17s for Band 1 Urgent Courses	45	507	8.9%	10.3%	9.5%	9.1%
% of FP17s Relating to Free Repair or Replacements	0	507	0.0%	0.8%	0.7%	0.8%
% of FP17s Relating to Continuations	8	507	1.6%	1.2%	1.0%	1.1%
% of Patients satisfied with the dentistry they have received	5	5	N/A	91.8%	91.9%	91.7%
% of Patients satisfied with the time they had to wait for an appointment	3	5	N/A	87.0%	88.0%	88.0%

* This is based on patients treated on this contract for their most recent course of treatment. Figures in italics indicate the base number of FP17s or Patient Questionnaire responses are less than 100. N/A is shown where the base number of responses is less than 10 during the period. % is calculated as Quantity/Base number*100

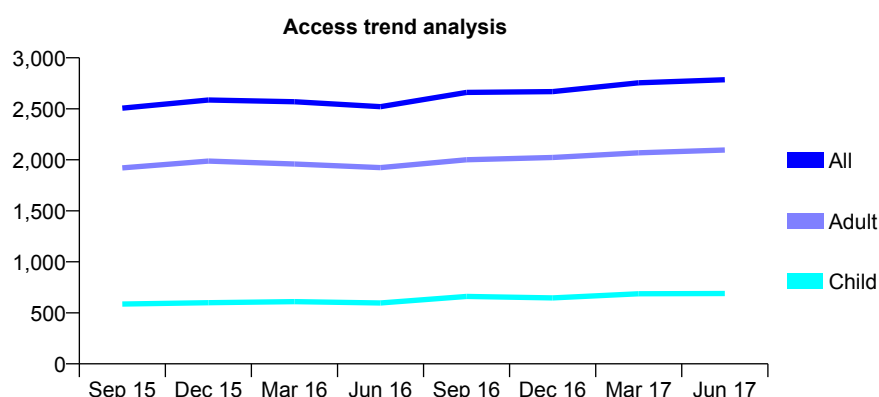
Q66 - Vital Signs At a Glance Contract Report for 789062/0001 - June 2017

Name or company name	MS E ZAJKOWSKA-STEPIEN
Contract type name	GDS Contract
Purpose of contract	General
Contract start date	01/02/2008
Contract end date	

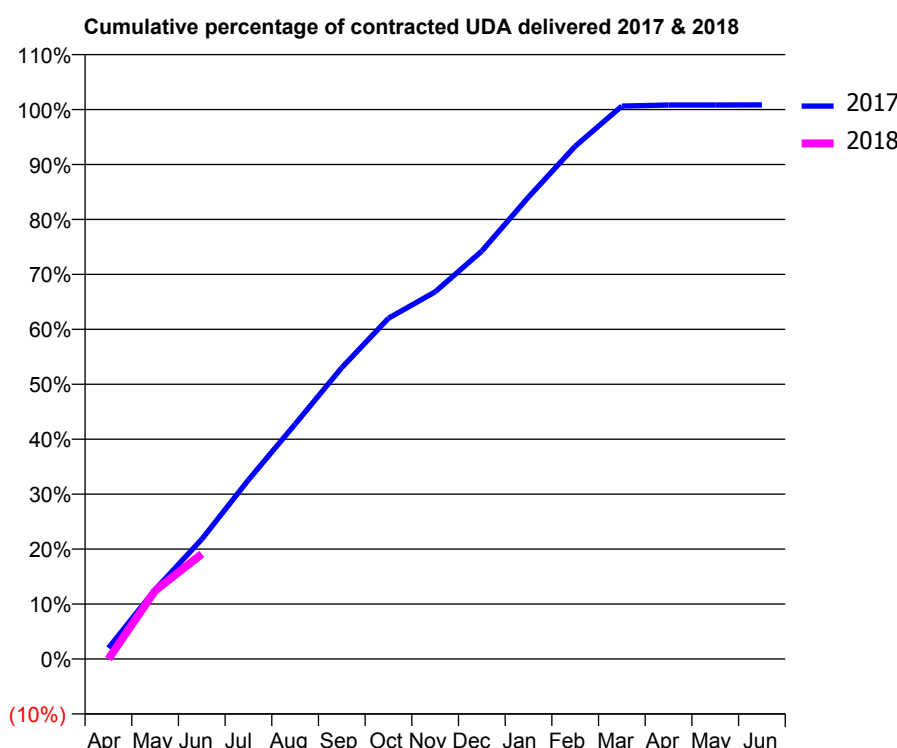
17/18 Contracted general activity (UDA)	9,567
Carry forward general activity (UDA)	0
17/18 Contracted orthodontic activity (UOA)	0
Carry forward orthodontic activity (UOA)	0
Baseline contract value	£243,157.34

ACCESS*

Patients seen in 24 months	Total	Change since previous quarter
Quarter ending June 2016	2,521	
Quarter ending September 2016	2,661	↑
Quarter ending December 2016	2,669	→
Quarter ending March 2017	2,755	↑
Quarter ending June 2017	2,785	→
Variance since June 2016	10.5%	↑



ACTIVITY



Adjusted Scheduled Activity (UDA)		
Month	2017	2018
April	191	0
May	1,209	1,189
June	2,086	1,828
July	3,120	
August	4,089	
September	5,075	
October	5,932	
November	6,393	
December	7,102	
January	8,043	
February	8,928	
March	9,626	
April	9,646	
May	9,646	
June	9,647	

QUALITY

	Quantity	Base Number	Contract	AT	Region	England
% of FP17s for the same patient ID Re-attending within 3 months - Children	7	142	4.9%	10.2%	11.6%	12.0%
% of FP17s for the same patient ID Re-attending within 3 months - Adults	48	556	8.6%	14.6%	15.9%	16.0%
% of FP17s for the same patient ID Re-attending between 3 & 9 months - Children	66	142	46.5%	59.5%	60.4%	58.0%
% of FP17s for the same patient ID Re-attending between 3 & 9 months - Adults	322	556	57.9%	51.5%	52.3%	50.9%
% of FP17s for Band 1 Urgent Courses	32	685	4.7%	10.3%	9.5%	9.1%
% of FP17s Relating to Free Repair or Replacements	0	685	0.0%	0.8%	0.7%	0.8%
% of FP17s Relating to Continuations	5	685	0.7%	1.2%	1.0%	1.1%
% of Patients satisfied with the dentistry they have received	5	6	N/A	91.8%	91.9%	91.7%
% of Patients satisfied with the time they had to wait for an appointment	5	6	N/A	87.0%	88.0%	88.0%

* This is based on patients treated on this contract for their most recent course of treatment. Figures in italics indicate the base number of FP17s or Patient Questionnaire responses are less than 100. N/A is shown where the base number of responses is less than 10 during the period. % is calculated as Quantity/Base number*100

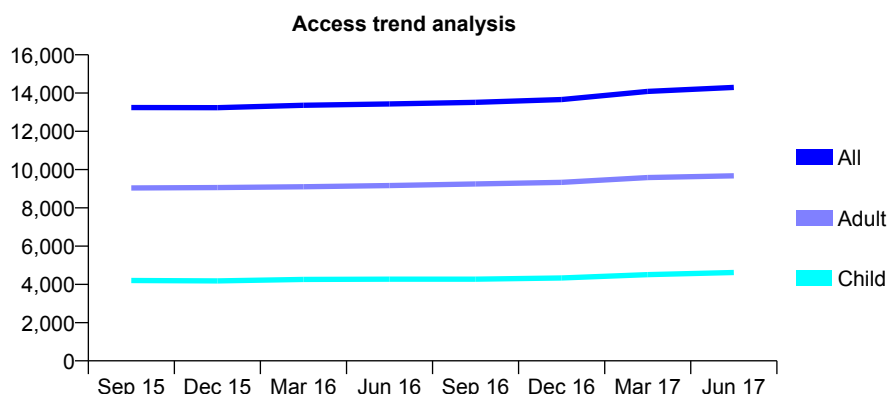
Q66 - Vital Signs At a Glance Contract Report for 801399/0001 - June 2017

Name or company name	MR R SMITH
Contract type name	GDS Contract
Purpose of contract	General
Contract start date	01/04/2006
Contract end date	

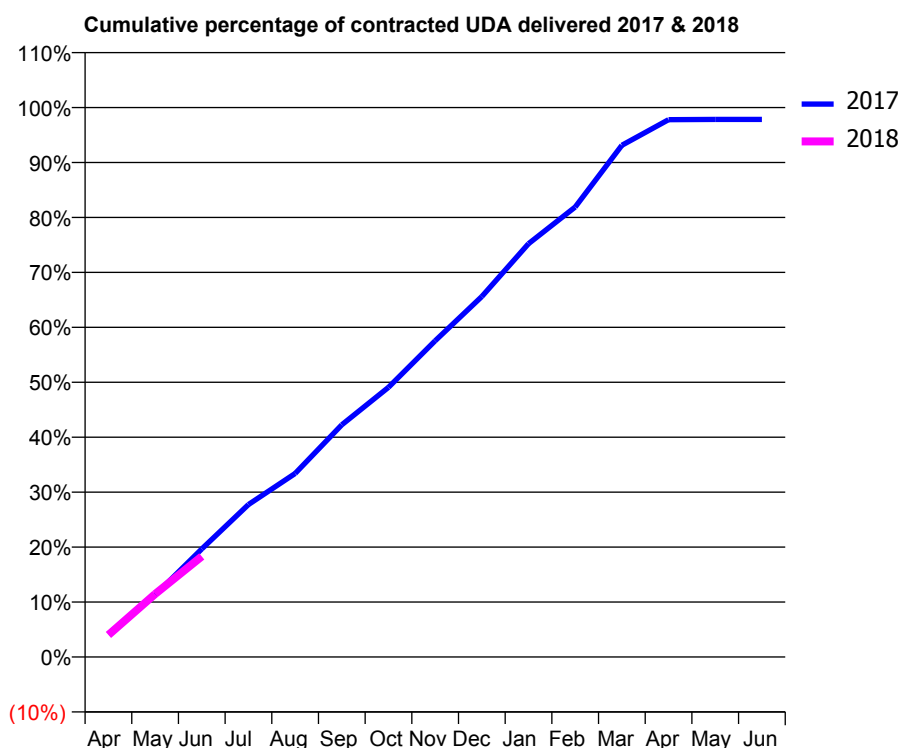
17/18 Contracted general activity (UDA)	36,500
Carry forward general activity (UDA)	0
17/18 Contracted orthodontic activity (UOA)	0
Carry forward orthodontic activity (UOA)	0
Baseline contract value	£846,816.80

ACCESS*

Patients seen in 24 months	Total	Change since previous quarter
Quarter ending June 2016	13,429	
Quarter ending September 2016	13,512	→
Quarter ending December 2016	13,663	→
Quarter ending March 2017	14,088	↑
Quarter ending June 2017	14,293	→
Variance since June 2016	6.4%	↑



ACTIVITY



Adjusted Scheduled Activity (UDA)		
Month	2017	2018
April	1,534	1,469
May	4,123	4,186
June	7,178	6,686
July	10,127	
August	12,189	
September	15,429	
October	17,916	
November	21,008	
December	23,944	
January	27,454	
February	29,886	
March	33,992	
April	35,688	
May	35,706	
June	35,706	

QUALITY

	Quantity	Base Number	Contract	AT	Region	England
% of FP17s for the same patient ID Re-attending within 3 months - Children	52	1,494	3.5%	10.2%	11.6%	12.0%
% of FP17s for the same patient ID Re-attending within 3 months - Adults	292	3,041	9.6%	14.6%	15.9%	16.0%
% of FP17s for the same patient ID Re-attending between 3 & 9 months - Children	836	1,494	56.0%	59.5%	60.4%	58.0%
% of FP17s for the same patient ID Re-attending between 3 & 9 months - Adults	1,672	3,041	55.0%	51.5%	52.3%	50.9%
% of FP17s for Band 1 Urgent Courses	245	3,633	6.7%	10.3%	9.5%	9.1%
% of FP17s Relating to Free Repair or Replacements	23	3,633	0.6%	0.8%	0.7%	0.8%
% of FP17s Relating to Continuations	23	3,633	0.6%	1.2%	1.0%	1.1%
% of Patients satisfied with the dentistry they have received	21	22	95.5%	91.8%	91.9%	91.7%
% of Patients satisfied with the time they had to wait for an appointment	21	22	95.5%	87.0%	88.0%	88.0%

* This is based on patients treated on this contract for their most recent course of treatment. Figures in italics indicate the base number of FP17s or Patient Questionnaire responses are less than 100. N/A is shown where the base number of responses is less than 10 during the period. % is calculated as Quantity/Base number*100

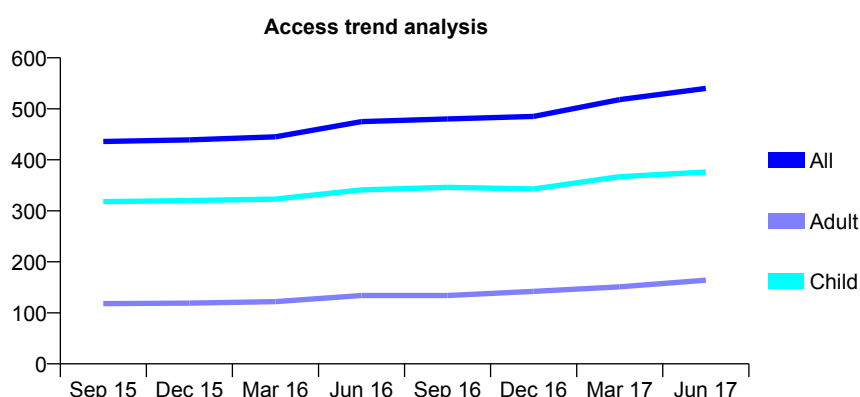
Q66 - Vital Signs At a Glance Contract Report for 801593/0001 - June 2017

Name or company name	MR P IRISH
Contract type name	GDS Contract
Purpose of contract	General
Contract start date	01/04/2006
Contract end date	

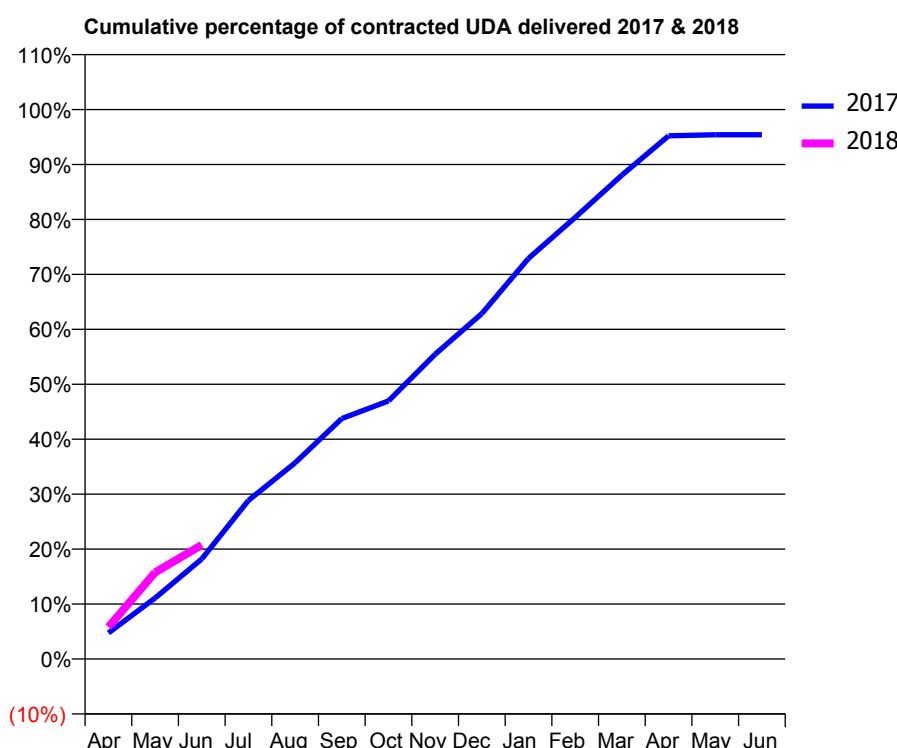
17/18 Contracted general activity (UDA)	1,450
Carry forward general activity (UDA)	0
17/18 Contracted orthodontic activity (UOA)	0
Carry forward orthodontic activity (UOA)	0
Baseline contract value	£38,900.88

ACCESS*

Patients seen in 24 months	Total	Change since previous quarter
Quarter ending June 2016	475	
Quarter ending September 2016	480	→
Quarter ending December 2016	485	→
Quarter ending March 2017	518	↑
Quarter ending June 2017	540	↑
Variance since June 2016	13.7%	↑



ACTIVITY



Month	Adjusted Scheduled Activity (UDA)	
	2017	2018
April	69	84
May	161	228
June	264	301
July	418	
August	518	
September	635	
October	681	
November	804	
December	912	
January	1,057	
February	1,165	
March	1,277	
April	1,380	
May	1,383	
June	1,383	

QUALITY

	Quantity	Base Number	Contract	AT	Region	England
% of FP17s for the same patient ID Re-attending within 3 months - Children	30	170	17.6%	10.2%	11.6%	12.0%
% of FP17s for the same patient ID Re-attending within 3 months - Adults	11	50	22.0%	14.6%	15.9%	16.0%
% of FP17s for the same patient ID Re-attending between 3 & 9 months - Children	82	170	48.2%	59.5%	60.4%	58.0%
% of FP17s for the same patient ID Re-attending between 3 & 9 months - Adults	9	50	18.0%	51.5%	52.3%	50.9%
% of FP17s for Band 1 Urgent Courses	25	159	15.7%	10.3%	9.5%	9.1%
% of FP17s Relating to Free Repair or Replacements	0	159	0.0%	0.8%	0.7%	0.8%
% of FP17s Relating to Continuations	0	159	0.0%	1.2%	1.0%	1.1%
% of Patients satisfied with the dentistry they have received	1	1	N/A	91.8%	91.9%	91.7%
% of Patients satisfied with the time they had to wait for an appointment	1	1	N/A	87.0%	88.0%	88.0%

* This is based on patients treated on this contract for their most recent course of treatment. Figures in italics indicate the base number of FP17s or Patient Questionnaire responses are less than 100. N/A is shown where the base number of responses is less than 10 during the period. % is calculated as Quantity/Base number*100

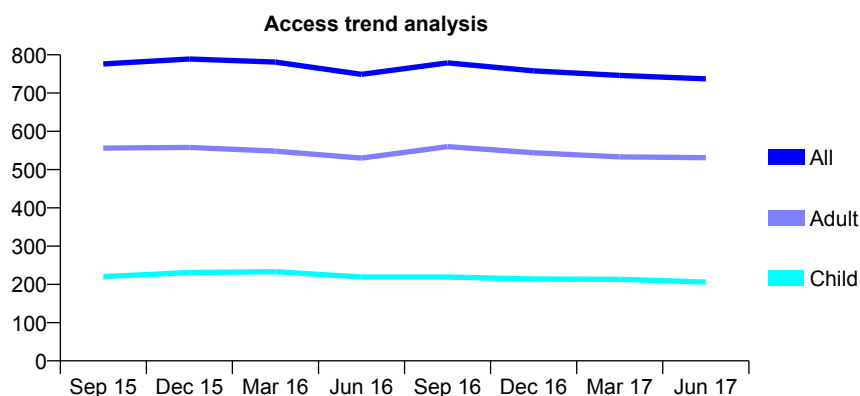
Q66 - Vital Signs At a Glance Contract Report for 809780/0002 - June 2017

Name or company name	MR MJ WINES
Contract type name	GDS Contract
Purpose of contract	General
Contract start date	01/02/2012
Contract end date	

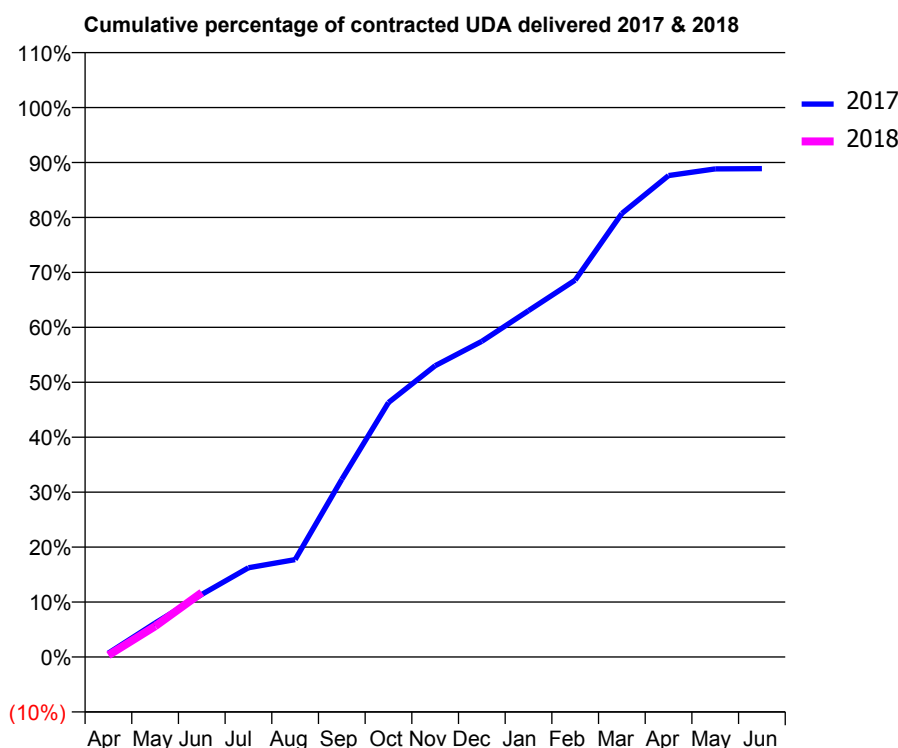
17/18 Contracted general activity (UDA)	1,998
Carry forward general activity (UDA)	0
17/18 Contracted orthodontic activity (UOA)	0
Carry forward orthodontic activity (UOA)	0
Baseline contract value	£46,060.34

ACCESS*

Patients seen in 24 months	Total	Change since previous quarter
Quarter ending June 2016	749	
Quarter ending September 2016	779	↑
Quarter ending December 2016	758	↓
Quarter ending March 2017	746	↓
Quarter ending June 2017	737	↓
Variance since June 2016	(1.6%)	↓



ACTIVITY



Adjusted Scheduled Activity (UDA)		
Month	2017	2018
April	14	6
May	123	112
June	227	234
July	325	
August	354	
September	646	
October	925	
November	1,059	
December	1,148	
January	1,259	
February	1,371	
March	1,613	
April	1,751	
May	1,775	
June	1,776	

QUALITY

	Quantity	Base Number	Contract	AT	Region	England
% of FP17s for the same patient ID Re-attending within 3 months - Children	4	79	5.1%	10.2%	11.6%	12.0%
% of FP17s for the same patient ID Re-attending within 3 months - Adults	27	190	14.2%	14.6%	15.9%	16.0%
% of FP17s for the same patient ID Re-attending between 3 & 9 months - Children	51	79	64.6%	59.5%	60.4%	58.0%
% of FP17s for the same patient ID Re-attending between 3 & 9 months - Adults	112	190	58.9%	51.5%	52.3%	50.9%
% of FP17s for Band 1 Urgent Courses	16	169	9.5%	10.3%	9.5%	9.1%
% of FP17s Relating to Free Repair or Replacements	2	169	1.2%	0.8%	0.7%	0.8%
% of FP17s Relating to Continuations	1	169	0.6%	1.2%	1.0%	1.1%
% of Patients satisfied with the dentistry they have received	3	4	N/A	91.8%	91.9%	91.7%
% of Patients satisfied with the time they had to wait for an appointment	4	4	N/A	87.0%	88.0%	88.0%

* This is based on patients treated on this contract for their most recent course of treatment. Figures in italics indicate the base number of FP17s or Patient Questionnaire responses are less than 100. N/A is shown where the base number of responses is less than 10 during the period. % is calculated as Quantity/Base number*100

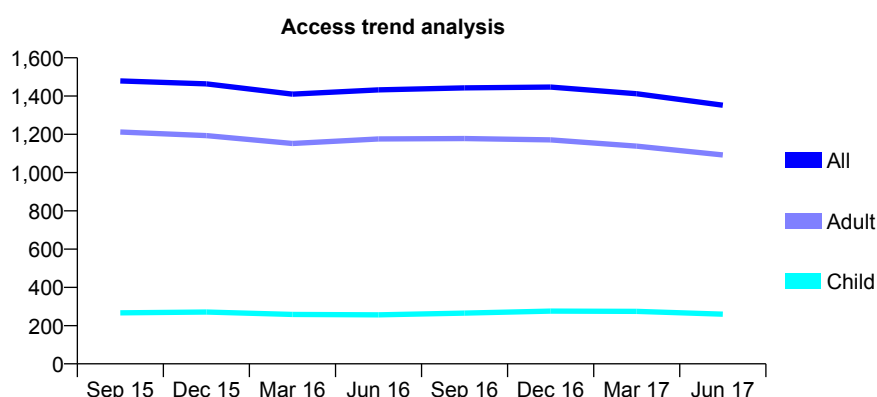
Q66 - Vital Signs At a Glance Contract Report for 810452/0001 - June 2017

Name or company name	MISS AR MACHIN
Contract type name	GDS Contract
Purpose of contract	General
Contract start date	01/04/2006
Contract end date	

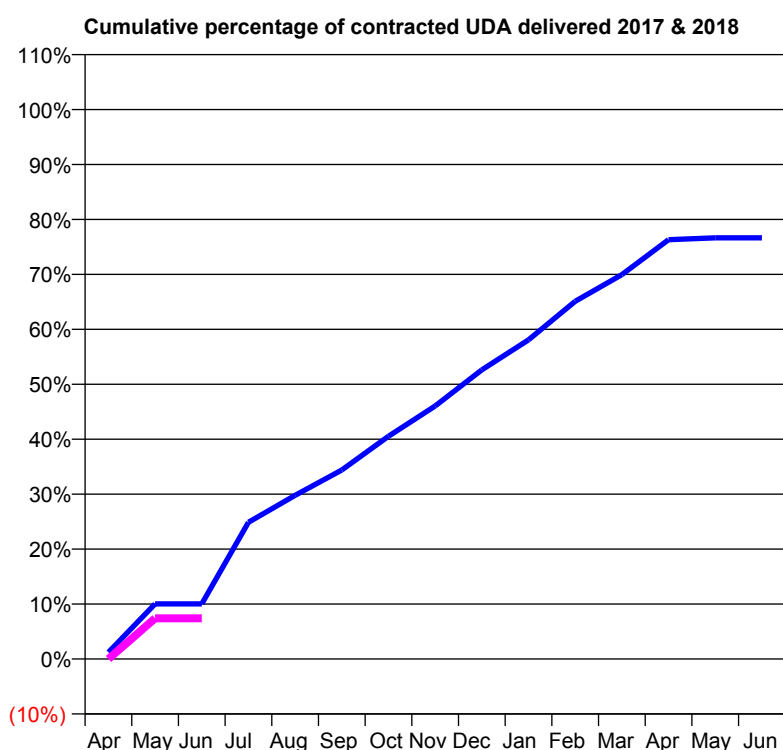
17/18 Contracted general activity (UDA)	4,490
Carry forward general activity (UDA)	0
17/18 Contracted orthodontic activity (UOA)	0
Carry forward orthodontic activity (UOA)	0
Baseline contract value	£119,466.86

ACCESS*

Patients seen in 24 months	Total	Change since previous quarter
Quarter ending June 2016	1,432	
Quarter ending September 2016	1,443	→
Quarter ending December 2016	1,447	→
Quarter ending March 2017	1,412	↓
Quarter ending June 2017	1,352	↓
Variance since June 2016	(5.6%)	↓



ACTIVITY



Adjusted Scheduled Activity (UDA)		
Month	2017	2018
April	55	0
May	450	333
June	450	333
July	1,118	
August	1,338	
September	1,544	
October	1,820	
November	2,068	
December	2,363	
January	2,607	
February	2,923	
March	3,140	
April	3,426	
May	3,441	
June	3,441	

QUALITY

	Quantity	Base Number	Contract	AT	Region	England
% of FP17s for the same patient ID Re-attending within 3 months - Children	6	80	7.5%	10.2%	11.6%	12.0%
% of FP17s for the same patient ID Re-attending within 3 months - Adults	15	241	6.2%	14.6%	15.9%	16.0%
% of FP17s for the same patient ID Re-attending between 3 & 9 months - Children	43	80	53.8%	59.5%	60.4%	58.0%
% of FP17s for the same patient ID Re-attending between 3 & 9 months - Adults	67	241	27.8%	51.5%	52.3%	50.9%
% of FP17s for Band 1 Urgent Courses	8	173	4.6%	10.3%	9.5%	9.1%
% of FP17s Relating to Free Repair or Replacements	0	173	0.0%	0.8%	0.7%	0.8%
% of FP17s Relating to Continuations	1	173	0.6%	1.2%	1.0%	1.1%
% of Patients satisfied with the dentistry they have received	3	3	N/A	91.8%	91.9%	91.7%
% of Patients satisfied with the time they had to wait for an appointment	3	3	N/A	87.0%	88.0%	88.0%

* This is based on patients treated on this contract for their most recent course of treatment. Figures in italics indicate the base number of FP17s or Patient Questionnaire responses are less than 100. N/A is shown where the base number of responses is less than 10 during the period. % is calculated as Quantity/Base number*100

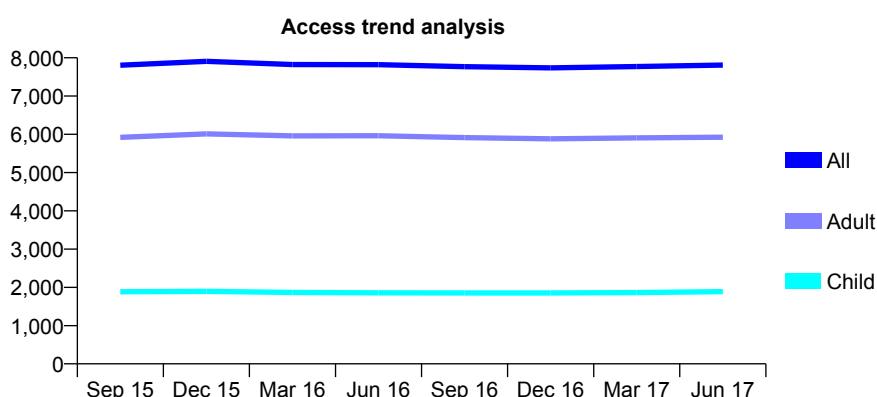
Q66 - Vital Signs At a Glance Contract Report for 810916/0001 - June 2017

Name or company name	Mark Cusack-Leggett and Mandhir Bains
Contract type name	GDS Contract
Purpose of contract	General
Contract start date	01/04/2006
Contract end date	

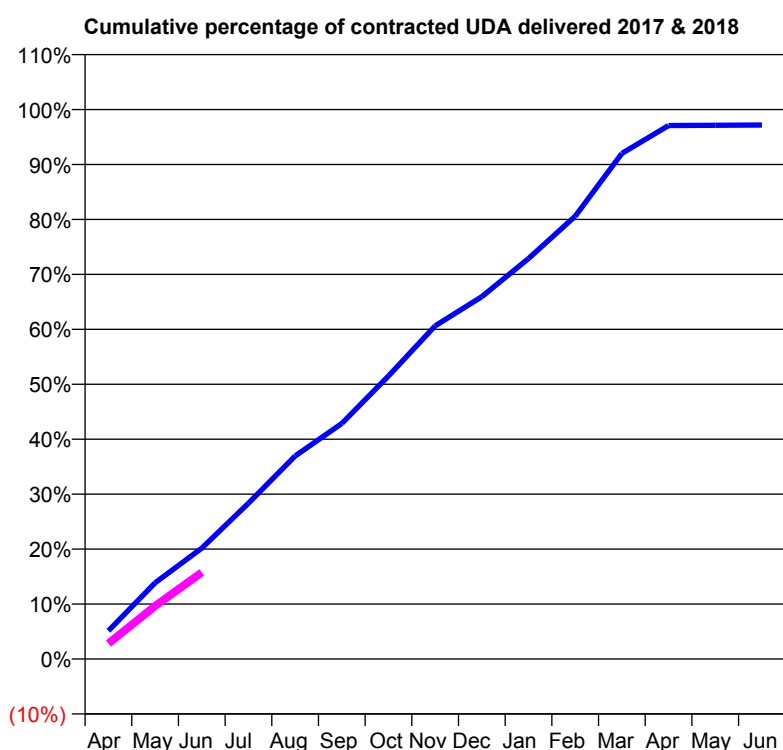
17/18 Contracted general activity (UDA)	31,129
Carry forward general activity (UDA)	0
17/18 Contracted orthodontic activity (UOA)	0
Carry forward orthodontic activity (UOA)	0
Baseline contract value	£879,517.09

ACCESS*

Patients seen in 24 months	Total	Change since previous quarter
Quarter ending June 2016	7,820	
Quarter ending September 2016	7,767	→
Quarter ending December 2016	7,736	→
Quarter ending March 2017	7,770	→
Quarter ending June 2017	7,811	→
Variance since June 2016	(0.1%)	→



ACTIVITY



Adjusted Scheduled Activity (UDA)		
Month	2017	2018
April	1,393	883
May	3,760	3,003
June	5,472	4,906
July	7,694	
August	10,021	
September	11,628	
October	13,972	
November	16,448	
December	17,892	
January	19,772	
February	21,862	
March	24,962	
April	26,339	
May	26,349	
June	26,365	

QUALITY

	Quantity	Base Number	Contract	AT	Region	England
% of FP17s for the same patient ID Re-attending within 3 months - Children	115	836	13.8%	10.2%	11.6%	12.0%
% of FP17s for the same patient ID Re-attending within 3 months - Adults	313	2,093	15.0%	14.6%	15.9%	16.0%
% of FP17s for the same patient ID Re-attending between 3 & 9 months - Children	438	836	52.4%	59.5%	60.4%	58.0%
% of FP17s for the same patient ID Re-attending between 3 & 9 months - Adults	1,169	2,093	55.9%	51.5%	52.3%	50.9%
% of FP17s for Band 1 Urgent Courses	134	2,282	5.9%	10.3%	9.5%	9.1%
% of FP17s Relating to Free Repair or Replacements	16	2,282	0.7%	0.8%	0.7%	0.8%
% of FP17s Relating to Continuations	25	2,282	1.1%	1.2%	1.0%	1.1%
% of Patients satisfied with the dentistry they have received	22	24	91.7%	91.8%	91.9%	91.7%
% of Patients satisfied with the time they had to wait for an appointment	22	24	91.7%	87.0%	88.0%	88.0%

* This is based on patients treated on this contract for their most recent course of treatment. Figures in italics indicate the base number of FP17s or Patient Questionnaire responses are less than 100. N/A is shown where the base number of responses is less than 10 during the period. % is calculated as Quantity/Base number*100

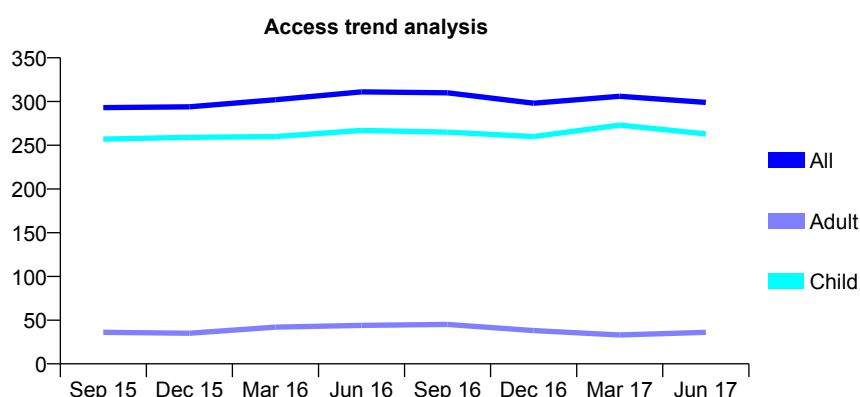
Q66 - Vital Signs At a Glance Contract Report for 814466/0001 - June 2017

Name or company name	MISS KA PEARTON
Contract type name	GDS Contract
Purpose of contract	General
Contract start date	01/04/2006
Contract end date	

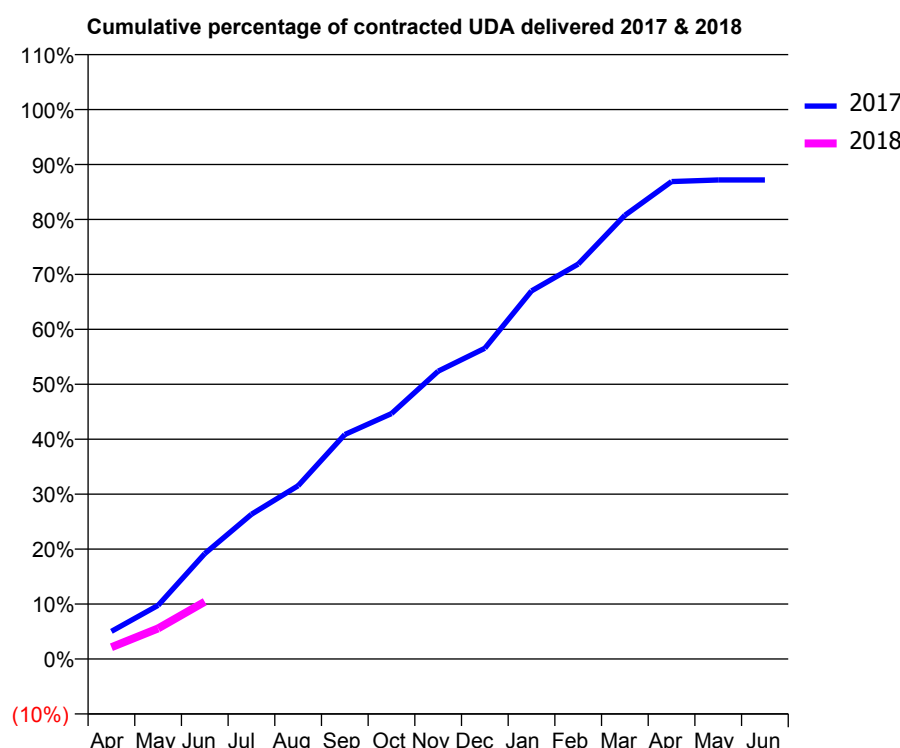
17/18 Contracted general activity (UDA)	700
Carry forward general activity (UDA)	0
17/18 Contracted orthodontic activity (UOA)	0
Carry forward orthodontic activity (UOA)	0
Baseline contract value	£17,146.39

ACCESS*

Patients seen in 24 months	Total	Change since previous quarter
Quarter ending June 2016	311	
Quarter ending September 2016	310	→
Quarter ending December 2016	298	↓
Quarter ending March 2017	306	↑
Quarter ending June 2017	299	↓
Variance since June 2016	(3.9%)	↓



ACTIVITY



Adjusted Scheduled Activity (UDA)		
Month	2017	2018
April	35	15
May	68	39
June	134	73
July	184	
August	221	
September	286	
October	313	
November	367	
December	396	
January	469	
February	503	
March	565	
April	608	
May	610	
June	610	

QUALITY

	Quantity	Base Number	Contract	AT	Region	England
% of FP17s for the same patient ID Re-attending within 3 months - Children	5	88	5.7%	10.2%	11.6%	12.0%
% of FP17s for the same patient ID Re-attending within 3 months - Adults	0	0	N/A	14.6%	15.9%	16.0%
% of FP17s for the same patient ID Re-attending between 3 & 9 months - Children	65	88	73.9%	59.5%	60.4%	58.0%
% of FP17s for the same patient ID Re-attending between 3 & 9 months - Adults	0	0	N/A	51.5%	52.3%	50.9%
% of FP17s for Band 1 Urgent Courses	0	57	0.0%	10.3%	9.5%	9.1%
% of FP17s Relating to Free Repair or Replacements	0	57	0.0%	0.8%	0.7%	0.8%
% of FP17s Relating to Continuations	0	57	0.0%	1.2%	1.0%	1.1%
% of Patients satisfied with the dentistry they have received	0	0	N/A	91.8%	91.9%	91.7%
% of Patients satisfied with the time they had to wait for an appointment	0	0	N/A	87.0%	88.0%	88.0%

* This is based on patients treated on this contract for their most recent course of treatment. Figures in italics indicate the base number of FP17s or Patient Questionnaire responses are less than 100. N/A is shown where the base number of responses is less than 10 during the period. % is calculated as Quantity/Base number*100

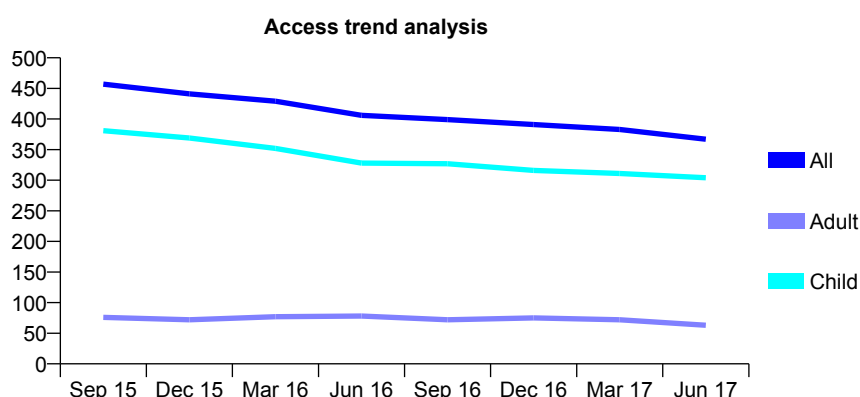
Q66 - Vital Signs At a Glance Contract Report for 817503/0001 - June 2017

Name or company name	MISS JE DOYLE
Contract type name	GDS Contract
Purpose of contract	General
Contract start date	01/04/2006
Contract end date	

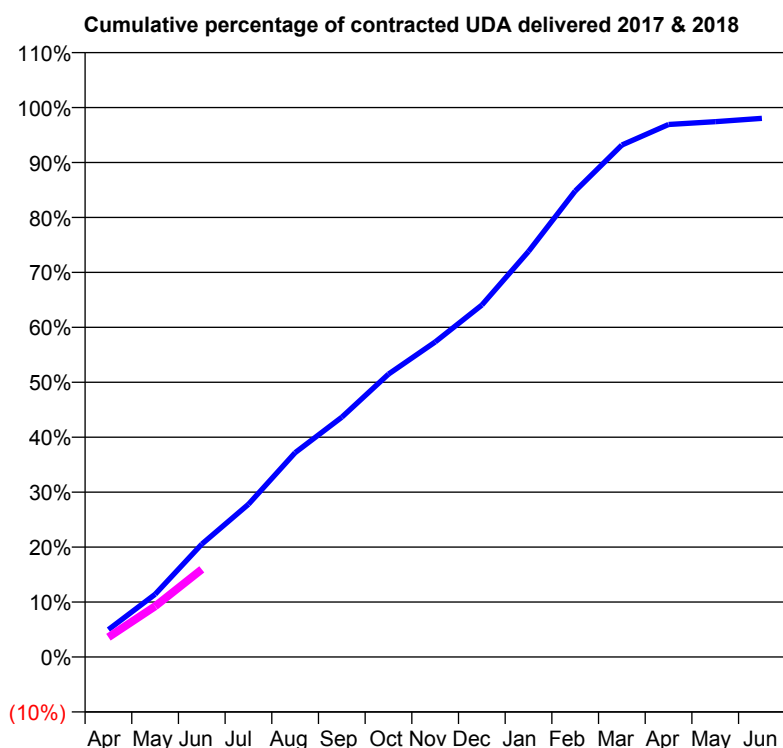
17/18 Contracted general activity (UDA)	803
Carry forward general activity (UDA)	0
17/18 Contracted orthodontic activity (UOA)	0
Carry forward orthodontic activity (UOA)	0
Baseline contract value	£18,222.41

ACCESS*

Patients seen in 24 months	Total	Change since previous quarter
Quarter ending June 2016	406	
Quarter ending September 2016	399	↓
Quarter ending December 2016	391	↓
Quarter ending March 2017	383	↓
Quarter ending June 2017	367	↓
Variance since June 2016	(9.6%)	↓



ACTIVITY



Adjusted Scheduled Activity (UDA)		
Month	2017	2018
April	40	29
May	92	74
June	165	128
July	223	
August	299	
September	350	
October	413	
November	460	
December	514	
January	593	
February	681	
March	748	
April	778	
May	782	
June	787	

QUALITY

	Quantity	Base Number	Contract	AT	Region	England
% of FP17s for the same patient ID Re-attending within 3 months - Children	2	117	1.7%	10.2%	11.6%	12.0%
% of FP17s for the same patient ID Re-attending within 3 months - Adults	0	7	0.0%	14.6%	15.9%	16.0%
% of FP17s for the same patient ID Re-attending between 3 & 9 months - Children	92	117	78.6%	59.5%	60.4%	58.0%
% of FP17s for the same patient ID Re-attending between 3 & 9 months - Adults	4	7	57.1%	51.5%	52.3%	50.9%
% of FP17s for Band 1 Urgent Courses	1	106	0.9%	10.3%	9.5%	9.1%
% of FP17s Relating to Free Repair or Replacements	0	106	0.0%	0.8%	0.7%	0.8%
% of FP17s Relating to Continuations	0	106	0.0%	1.2%	1.0%	1.1%
% of Patients satisfied with the dentistry they have received	0	0	N/A	91.8%	91.9%	91.7%
% of Patients satisfied with the time they had to wait for an appointment	0	0	N/A	87.0%	88.0%	88.0%

* This is based on patients treated on this contract for their most recent course of treatment. Figures in italics indicate the base number of FP17s or Patient Questionnaire responses are less than 100. N/A is shown where the base number of responses is less than 10 during the period. % is calculated as Quantity/Base number*100

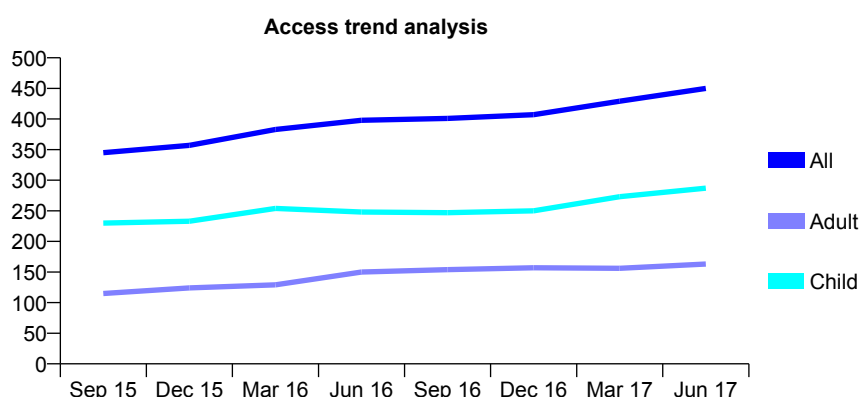
Q66 - Vital Signs At a Glance Contract Report for 817694/0001 - June 2017

Name or company name	The Manor House Dental
Contract type name	GDS Contract
Purpose of contract	General
Contract start date	01/04/2006
Contract end date	

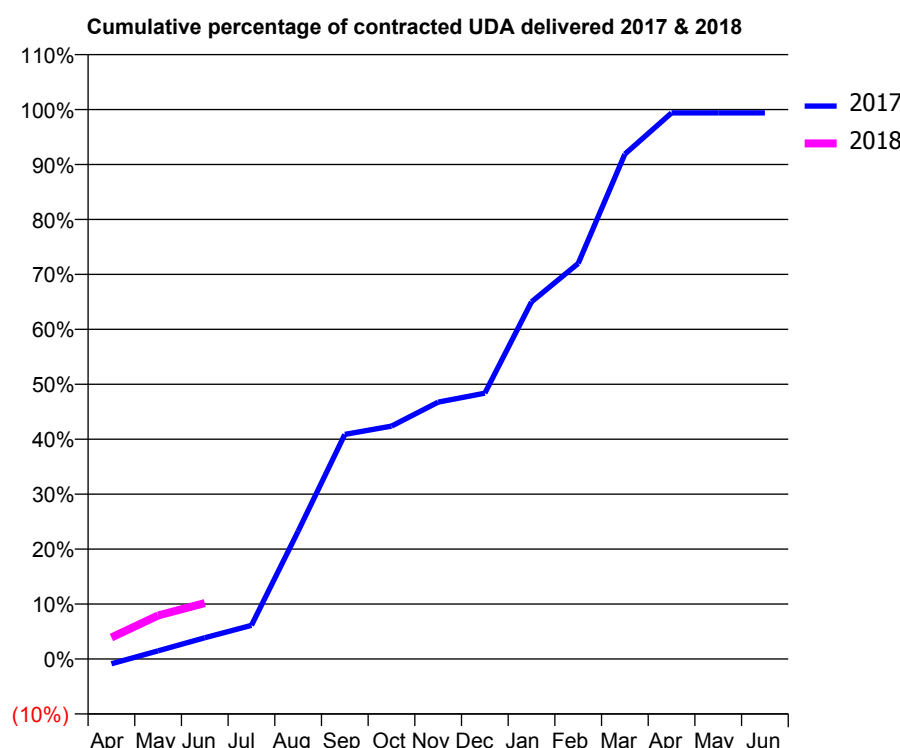
17/18 Contracted general activity (UDA)	800
Carry forward general activity (UDA)	0
17/18 Contracted orthodontic activity (UOA)	0
Carry forward orthodontic activity (UOA)	0
Baseline contract value	£18,907.94

ACCESS*

Patients seen in 24 months	Total	Change since previous quarter
Quarter ending June 2016	398	
Quarter ending September 2016	401	→
Quarter ending December 2016	407	→
Quarter ending March 2017	429	↑
Quarter ending June 2017	450	↑
Variance since June 2016	13.1%	↑



ACTIVITY



Month	Adjusted Scheduled Activity (UDA)	
	2017	2018
April	-7	31
May	12	63
June	31	81
July	49	
August	186	
September	327	
October	339	
November	374	
December	387	
January	520	
February	576	
March	735	
April	795	
May	795	
June	795	

QUALITY

	Quantity	Base Number	Contract	AT	Region	England
% of FP17s for the same patient ID Re-attending within 3 months - Children	6	79	7.6%	10.2%	11.6%	12.0%
% of FP17s for the same patient ID Re-attending within 3 months - Adults	0	24	0.0%	14.6%	15.9%	16.0%
% of FP17s for the same patient ID Re-attending between 3 & 9 months - Children	48	79	60.8%	59.5%	60.4%	58.0%
% of FP17s for the same patient ID Re-attending between 3 & 9 months - Adults	5	24	20.8%	51.5%	52.3%	50.9%
% of FP17s for Band 1 Urgent Courses	2	69	2.9%	10.3%	9.5%	9.1%
% of FP17s Relating to Free Repair or Replacements	0	69	0.0%	0.8%	0.7%	0.8%
% of FP17s Relating to Continuations	0	69	0.0%	1.2%	1.0%	1.1%
% of Patients satisfied with the dentistry they have received	1	2	N/A	91.8%	91.9%	91.7%
% of Patients satisfied with the time they had to wait for an appointment	2	2	N/A	87.0%	88.0%	88.0%

* This is based on patients treated on this contract for their most recent course of treatment. Figures in italics indicate the base number of FP17s or Patient Questionnaire responses are less than 100. N/A is shown where the base number of responses is less than 10 during the period. % is calculated as Quantity/Base number*100

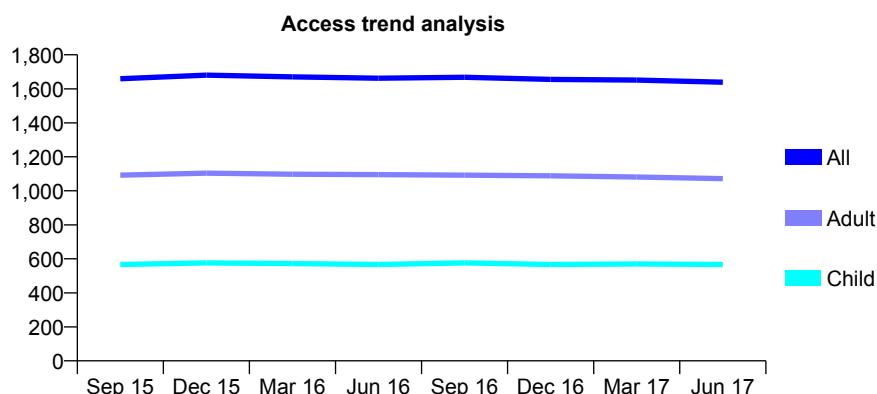
Q66 - Vital Signs At a Glance Contract Report for 824119/0001 - June 2017

Name or company name	MR NA HARRIS
Contract type name	GDS Contract
Purpose of contract	General
Contract start date	01/04/2006
Contract end date	

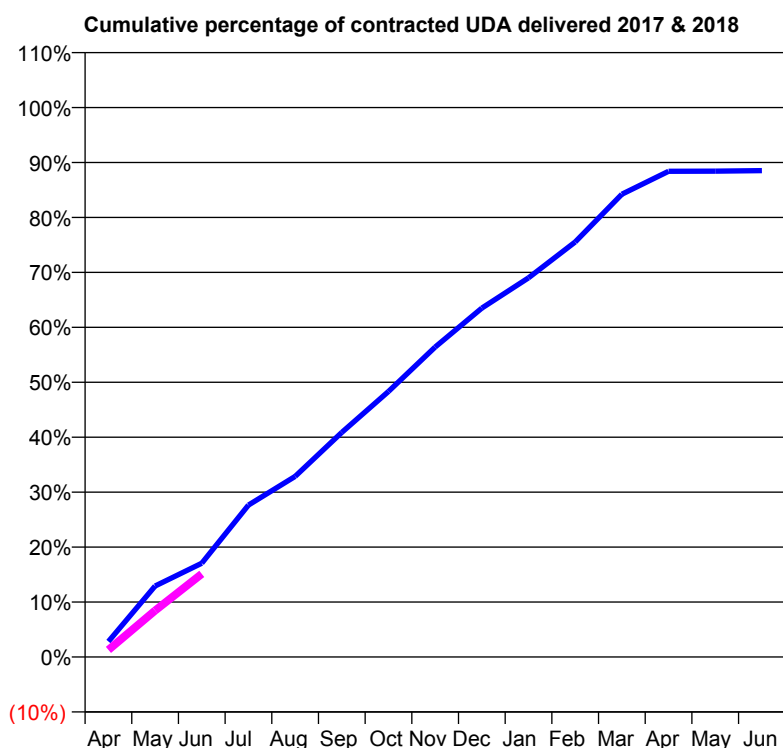
17/18 Contracted general activity (UDA)	5,038
Carry forward general activity (UDA)	0
17/18 Contracted orthodontic activity (UOA)	0
Carry forward orthodontic activity (UOA)	0
Baseline contract value	£110,498.39

ACCESS*

Patients seen in 24 months	Total	Change since previous quarter
Quarter ending June 2016	1,662	
Quarter ending September 2016	1,668	→
Quarter ending December 2016	1,655	→
Quarter ending March 2017	1,651	→
Quarter ending June 2017	1,639	→
Variance since June 2016	(1.4%)	↓



ACTIVITY



Adjusted Scheduled Activity (UDA)		
Month	2017	2018
April	143	65
May	652	427
June	860	762
July	1,393	
August	1,656	
September	2,060	
October	2,435	
November	2,842	
December	3,199	
January	3,476	
February	3,806	
March	4,243	
April	4,454	
May	4,455	
June	4,459	

QUALITY

	Quantity	Base Number	Contract	AT	Region	England
% of FP17s for the same patient ID Re-attending within 3 months - Children	16	209	7.7%	10.2%	11.6%	12.0%
% of FP17s for the same patient ID Re-attending within 3 months - Adults	48	417	11.5%	14.6%	15.9%	16.0%
% of FP17s for the same patient ID Re-attending between 3 & 9 months - Children	130	209	62.2%	59.5%	60.4%	58.0%
% of FP17s for the same patient ID Re-attending between 3 & 9 months - Adults	306	417	73.4%	51.5%	52.3%	50.9%
% of FP17s for Band 1 Urgent Courses	30	495	6.1%	10.3%	9.5%	9.1%
% of FP17s Relating to Free Repair or Replacements	0	495	0.0%	0.8%	0.7%	0.8%
% of FP17s Relating to Continuations	0	495	0.0%	1.2%	1.0%	1.1%
% of Patients satisfied with the dentistry they have received	4	6	N/A	91.8%	91.9%	91.7%
% of Patients satisfied with the time they had to wait for an appointment	6	6	N/A	87.0%	88.0%	88.0%

* This is based on patients treated on this contract for their most recent course of treatment. Figures in italics indicate the base number of FP17s or Patient Questionnaire responses are less than 100. N/A is shown where the base number of responses is less than 10 during the period. % is calculated as Quantity/Base number*100

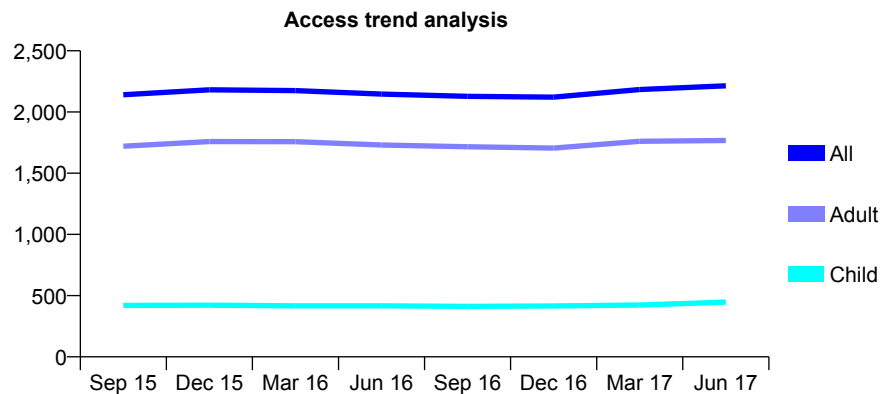
Q66 - Vital Signs At a Glance Contract Report for 830860/0001 - June 2017

Name or company name	Simon Channing and Sally Button
Contract type name	GDS Contract
Purpose of contract	General
Contract start date	01/08/2009
Contract end date	

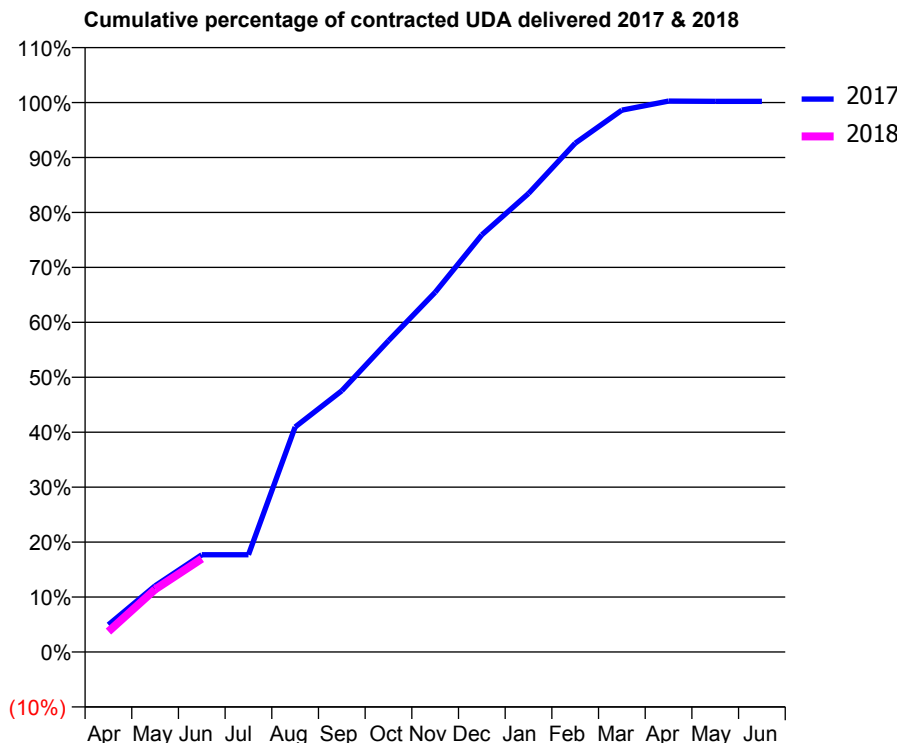
17/18 Contracted general activity (UDA)	7,000
Carry forward general activity (UDA)	0
17/18 Contracted orthodontic activity (UOA)	0
Carry forward orthodontic activity (UOA)	0
Baseline contract value	£207,845.76

ACCESS*

Patients seen in 24 months	Total	Change since previous quarter
Quarter ending June 2016	2,147	
Quarter ending September 2016	2,128	→
Quarter ending December 2016	2,121	→
Quarter ending March 2017	2,184	↑
Quarter ending June 2017	2,214	→
Variance since June 2016	3.1%	↑



ACTIVITY



Adjusted Scheduled Activity (UDA)		
Month	2017	2018
April	348	261
May	844	797
June	1,239	1,188
July	1,239	
August	2,866	
September	3,328	
October	3,965	
November	4,582	
December	5,314	
January	5,840	
February	6,481	
March	6,903	
April	7,018	
May	7,015	
June	7,015	

QUALITY

	Quantity	Base Number	Contract	AT	Region	England
% of FP17s for the same patient ID Re-attending within 3 months - Children	12	218	5.5%	10.2%	11.6%	12.0%
% of FP17s for the same patient ID Re-attending within 3 months - Adults	92	612	15.0%	14.6%	15.9%	16.0%
% of FP17s for the same patient ID Re-attending between 3 & 9 months - Children	155	218	71.1%	59.5%	60.4%	58.0%
% of FP17s for the same patient ID Re-attending between 3 & 9 months - Adults	379	612	61.9%	51.5%	52.3%	50.9%
% of FP17s for Band 1 Urgent Courses	83	776	10.7%	10.3%	9.5%	9.1%
% of FP17s Relating to Free Repair or Replacements	5	776	0.6%	0.8%	0.7%	0.8%
% of FP17s Relating to Continuations	2	776	0.3%	1.2%	1.0%	1.1%
% of Patients satisfied with the dentistry they have received	6	6	N/A	91.8%	91.9%	91.7%
% of Patients satisfied with the time they had to wait for an appointment	6	6	N/A	87.0%	88.0%	88.0%

* This is based on patients treated on this contract for their most recent course of treatment. Figures in italics indicate the base number of FP17s or Patient Questionnaire responses are less than 100. N/A is shown where the base number of responses is less than 10 during the period. % is calculated as Quantity/Base number*100

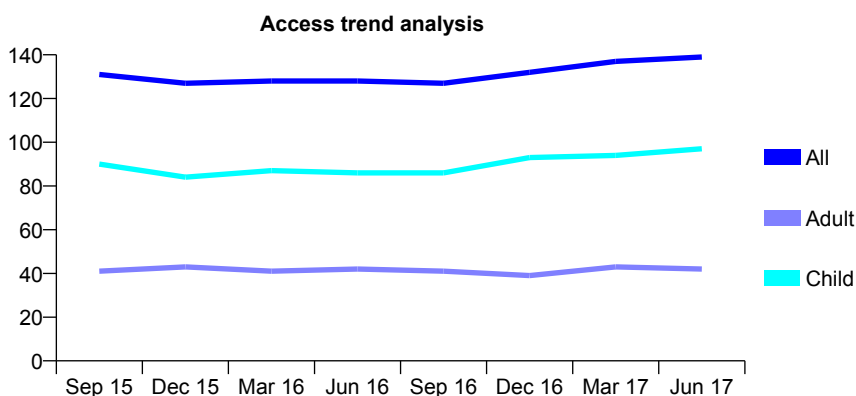
Q66 - Vital Signs At a Glance Contract Report for 831689/0001 - June 2017

Name or company name	MR JN TERRY
Contract type name	GDS Contract
Purpose of contract	General
Contract start date	01/04/2006
Contract end date	

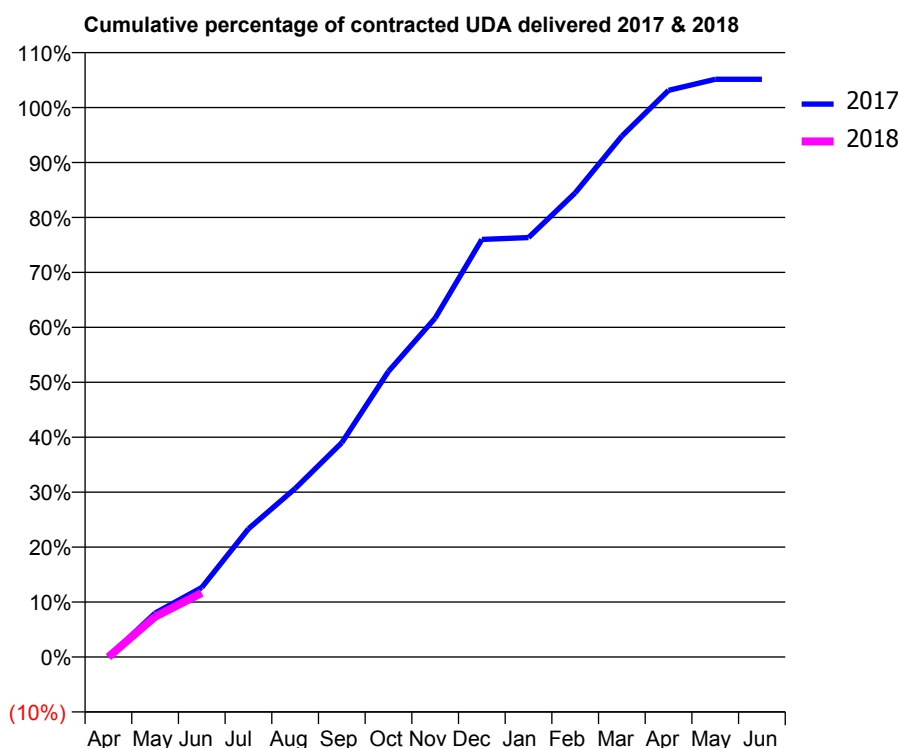
17/18 Contracted general activity (UDA)	300
Carry forward general activity (UDA)	0
17/18 Contracted orthodontic activity (UOA)	0
Carry forward orthodontic activity (UOA)	0
Baseline contract value	£7,008.81

ACCESS*

Patients seen in 24 months	Total	Change since previous quarter
Quarter ending June 2016	128	
Quarter ending September 2016	127	→
Quarter ending December 2016	132	↑
Quarter ending March 2017	137	↑
Quarter ending June 2017	139	→
Variance since June 2016	8.6%	↑



ACTIVITY



Adjusted Scheduled Activity (UDA)		
Month	2017	2018
April	0	0
May	24	22
June	38	35
July	70	
August	92	
September	117	
October	156	
November	185	
December	228	
January	229	
February	253	
March	284	
April	309	
May	315	
June	315	

QUALITY

	Quantity	Base Number	Contract	AT	Region	England
% of FP17s for the same patient ID Re-attending within 3 months - Children	9	47	19.1%	10.2%	11.6%	12.0%
% of FP17s for the same patient ID Re-attending within 3 months - Adults	1	9	11.1%	14.6%	15.9%	16.0%
% of FP17s for the same patient ID Re-attending between 3 & 9 months - Children	28	47	59.6%	59.5%	60.4%	58.0%
% of FP17s for the same patient ID Re-attending between 3 & 9 months - Adults	5	9	55.6%	51.5%	52.3%	50.9%
% of FP17s for Band 1 Urgent Courses	0	31	0.0%	10.3%	9.5%	9.1%
% of FP17s Relating to Free Repair or Replacements	0	31	0.0%	0.8%	0.7%	0.8%
% of FP17s Relating to Continuations	0	31	0.0%	1.2%	1.0%	1.1%
% of Patients satisfied with the dentistry they have received	0	0	N/A	91.8%	91.9%	91.7%
% of Patients satisfied with the time they had to wait for an appointment	0	0	N/A	87.0%	88.0%	88.0%

* This is based on patients treated on this contract for their most recent course of treatment. Figures in italics indicate the base number of FP17s or Patient Questionnaire responses are less than 100. N/A is shown where the base number of responses is less than 10 during the period. % is calculated as Quantity/Base number*100

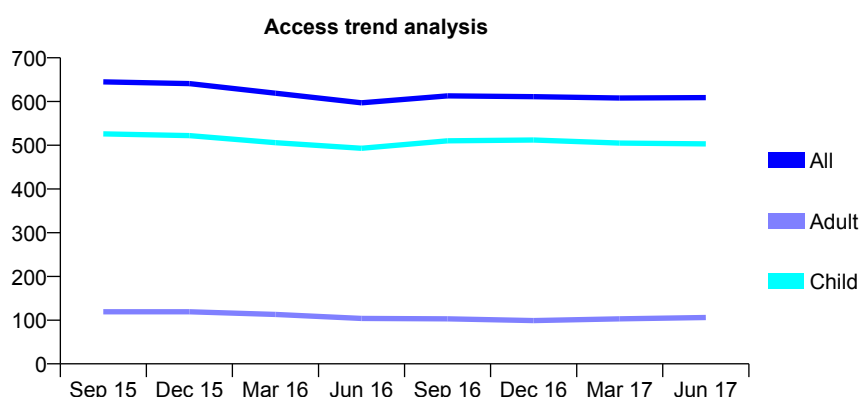
Q66 - Vital Signs At a Glance Contract Report for 833207/0001 - June 2017

Name or company name	MR MR ADAMS
Contract type name	GDS Contract
Purpose of contract	General
Contract start date	01/04/2006
Contract end date	

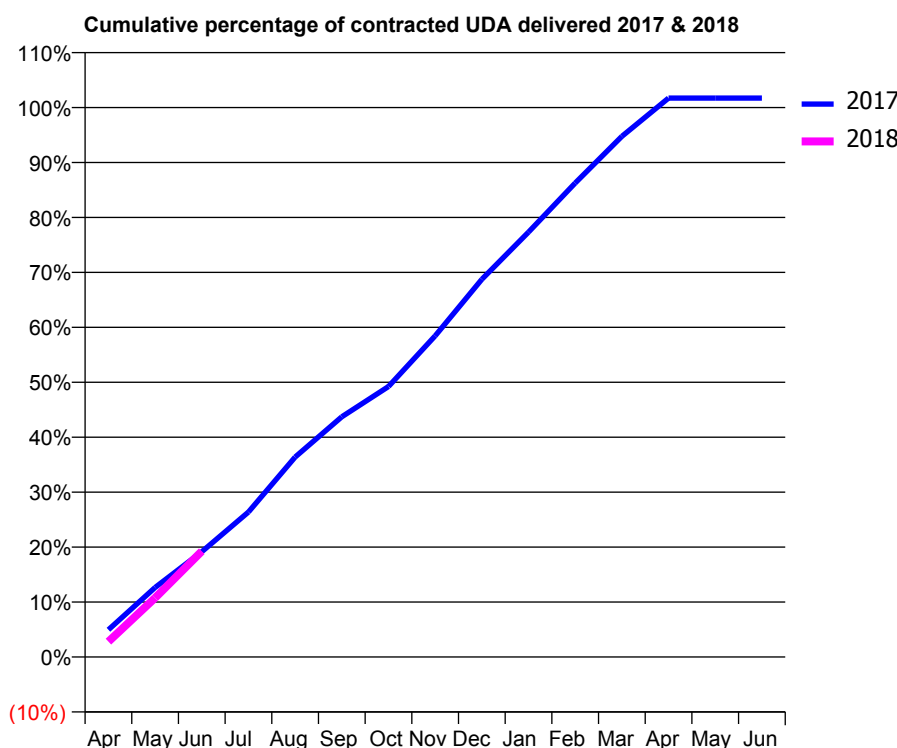
17/18 Contracted general activity (UDA)	1,110
Carry forward general activity (UDA)	0
17/18 Contracted orthodontic activity (UOA)	0
Carry forward orthodontic activity (UOA)	0
Baseline contract value	£27,499.38

ACCESS*

Patients seen in 24 months	Total	Change since previous quarter
Quarter ending June 2016	597	
Quarter ending September 2016	613	↑
Quarter ending December 2016	611	→
Quarter ending March 2017	608	→
Quarter ending June 2017	609	→
Variance since June 2016	2.0%	↑



ACTIVITY



Month	Adjusted Scheduled Activity (UDA)	
	2017	2018
April	55	31
May	141	119
June	213	214
July	293	
August	404	
September	485	
October	546	
November	649	
December	763	
January	858	
February	957	
March	1,052	
April	1,129	
May	1,129	
June	1,129	

QUALITY

	Quantity	Base Number	Contract	AT	Region	England
% of FP17s for the same patient ID Re-attending within 3 months - Children	10	179	5.6%	10.2%	11.6%	12.0%
% of FP17s for the same patient ID Re-attending within 3 months - Adults	0	16	0.0%	14.6%	15.9%	16.0%
% of FP17s for the same patient ID Re-attending between 3 & 9 months - Children	101	179	56.4%	59.5%	60.4%	58.0%
% of FP17s for the same patient ID Re-attending between 3 & 9 months - Adults	12	16	75.0%	51.5%	52.3%	50.9%
% of FP17s for Band 1 Urgent Courses	4	156	2.6%	10.3%	9.5%	9.1%
% of FP17s Relating to Free Repair or Replacements	0	156	0.0%	0.8%	0.7%	0.8%
% of FP17s Relating to Continuations	1	156	0.6%	1.2%	1.0%	1.1%
% of Patients satisfied with the dentistry they have received	0	0	N/A	91.8%	91.9%	91.7%
% of Patients satisfied with the time they had to wait for an appointment	0	0	N/A	87.0%	88.0%	88.0%

* This is based on patients treated on this contract for their most recent course of treatment. Figures in italics indicate the base number of FP17s or Patient Questionnaire responses are less than 100. N/A is shown where the base number of responses is less than 10 during the period. % is calculated as Quantity/Base number*100

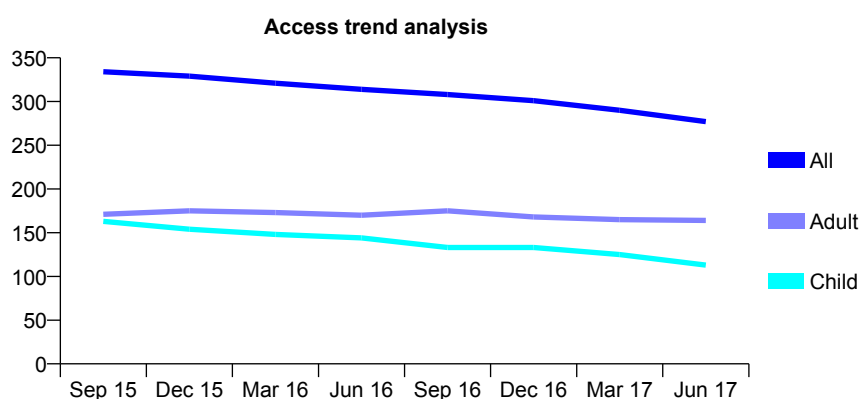
Q66 - Vital Signs At a Glance Contract Report for 843350/0001 - June 2017

Name or company name	MR R ORDI
Contract type name	GDS Contract
Purpose of contract	General
Contract start date	01/04/2006
Contract end date	

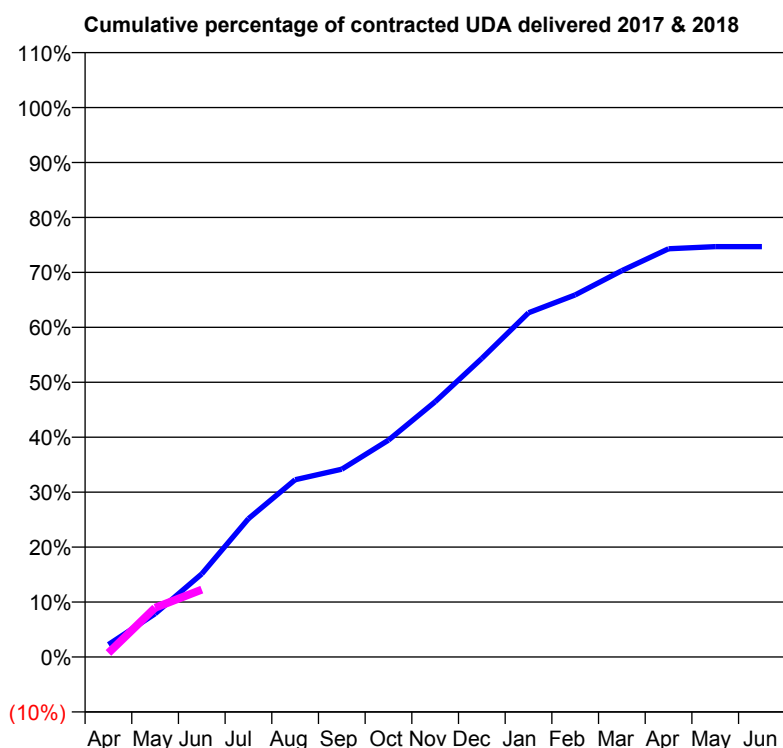
17/18 Contracted general activity (UDA)	1,500
Carry forward general activity (UDA)	0
17/18 Contracted orthodontic activity (UOA)	0
Carry forward orthodontic activity (UOA)	0
Baseline contract value	£35,879.27

ACCESS*

Patients seen in 24 months	Total	Change since previous quarter
Quarter ending June 2016	314	
Quarter ending September 2016	308	↓
Quarter ending December 2016	301	↓
Quarter ending March 2017	290	↓
Quarter ending June 2017	277	↓
Variance since June 2016	(11.8%)	↓



ACTIVITY



Adjusted Scheduled Activity (UDA)		
Month	2017	2018
April	34	11
May	118	135
June	227	184
July	378	
August	484	
September	513	
October	592	
November	697	
December	815	
January	940	
February	988	
March	1,055	
April	1,114	
May	1,120	
June	1,120	

QUALITY

	Quantity	Base Number	Contract	AT	Region	England
% of FP17s for the same patient ID Re-attending within 3 months - Children	5	36	13.9%	10.2%	11.6%	12.0%
% of FP17s for the same patient ID Re-attending within 3 months - Adults	6	43	14.0%	14.6%	15.9%	16.0%
% of FP17s for the same patient ID Re-attending between 3 & 9 months - Children	23	36	63.9%	59.5%	60.4%	58.0%
% of FP17s for the same patient ID Re-attending between 3 & 9 months - Adults	29	43	67.4%	51.5%	52.3%	50.9%
% of FP17s for Band 1 Urgent Courses	5	59	8.5%	10.3%	9.5%	9.1%
% of FP17s Relating to Free Repair or Replacements	0	59	0.0%	0.8%	0.7%	0.8%
% of FP17s Relating to Continuations	0	59	0.0%	1.2%	1.0%	1.1%
% of Patients satisfied with the dentistry they have received	2	2	N/A	91.8%	91.9%	91.7%
% of Patients satisfied with the time they had to wait for an appointment	2	2	N/A	87.0%	88.0%	88.0%

* This is based on patients treated on this contract for their most recent course of treatment. Figures in italics indicate the base number of FP17s or Patient Questionnaire responses are less than 100. N/A is shown where the base number of responses is less than 10 during the period. % is calculated as Quantity/Base number*100

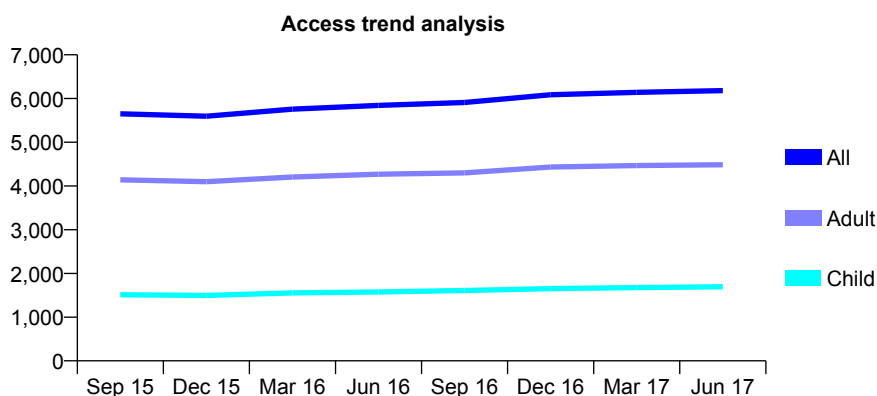
Q66 - Vital Signs At a Glance Contract Report for 852813/0001 - June 2017

Name or company name	MR R KRIEL
Contract type name	GDS Contract
Purpose of contract	General
Contract start date	01/07/2006
Contract end date	

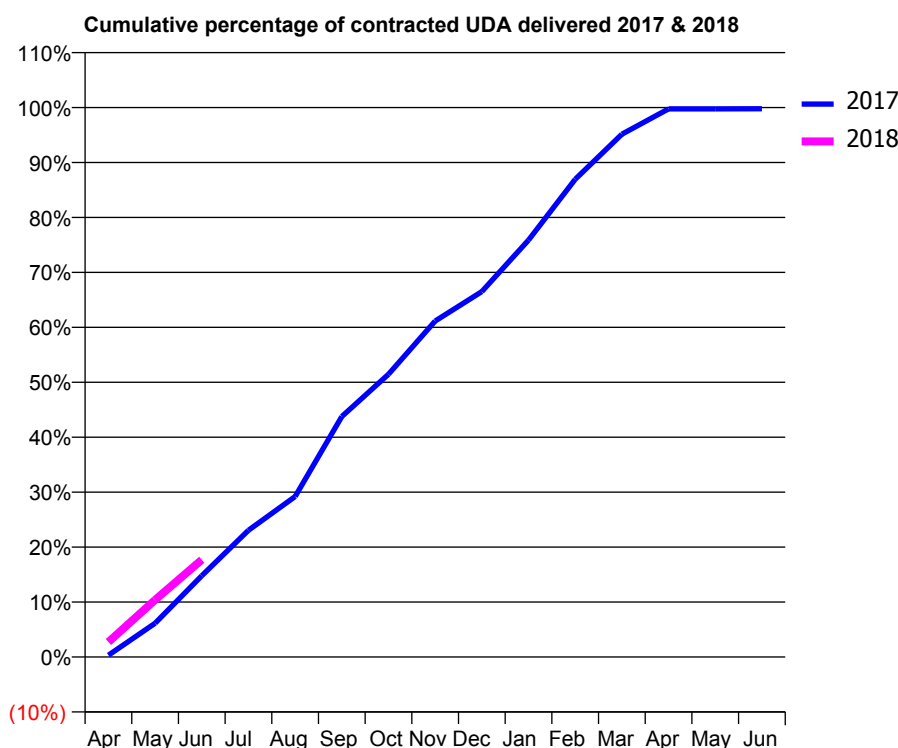
17/18 Contracted general activity (UDA)	17,818
Carry forward general activity (UDA)	0
17/18 Contracted orthodontic activity (UOA)	0
Carry forward orthodontic activity (UOA)	0
Baseline contract value	£462,793.43

ACCESS*

Patients seen in 24 months	Total	Change since previous quarter
Quarter ending June 2016	5,844	
Quarter ending September 2016	5,910	→
Quarter ending December 2016	6,085	↑
Quarter ending March 2017	6,142	→
Quarter ending June 2017	6,180	→
Variance since June 2016	5.7%	↑



ACTIVITY



Adjusted Scheduled Activity (UDA)		
Month	2017	2018
April	57	485
May	1,096	1,851
June	2,634	3,152
July	4,108	
August	5,203	
September	7,800	
October	9,169	
November	10,892	
December	11,851	
January	13,518	
February	15,491	
March	16,953	
April	17,772	
May	17,774	
June	17,776	

QUALITY

	Quantity	Base Number	Contract	AT	Region	England
% of FP17s for the same patient ID Re-attending within 3 months - Children	45	698	6.4%	10.2%	11.6%	12.0%
% of FP17s for the same patient ID Re-attending within 3 months - Adults	125	1,446	8.6%	14.6%	15.9%	16.0%
% of FP17s for the same patient ID Re-attending between 3 & 9 months - Children	478	698	68.5%	59.5%	60.4%	58.0%
% of FP17s for the same patient ID Re-attending between 3 & 9 months - Adults	846	1,446	58.5%	51.5%	52.3%	50.9%
% of FP17s for Band 1 Urgent Courses	52	1,729	3.0%	10.3%	9.5%	9.1%
% of FP17s Relating to Free Repair or Replacements	13	1,729	0.8%	0.8%	0.7%	0.8%
% of FP17s Relating to Continuations	5	1,729	0.3%	1.2%	1.0%	1.1%
% of Patients satisfied with the dentistry they have received	16	18	88.9%	91.8%	91.9%	91.7%
% of Patients satisfied with the time they had to wait for an appointment	14	18	77.8%	87.0%	88.0%	88.0%

* This is based on patients treated on this contract for their most recent course of treatment. Figures in italics indicate the base number of FP17s or Patient Questionnaire responses are less than 100. N/A is shown where the base number of responses is less than 10 during the period. % is calculated as Quantity/Base number*100

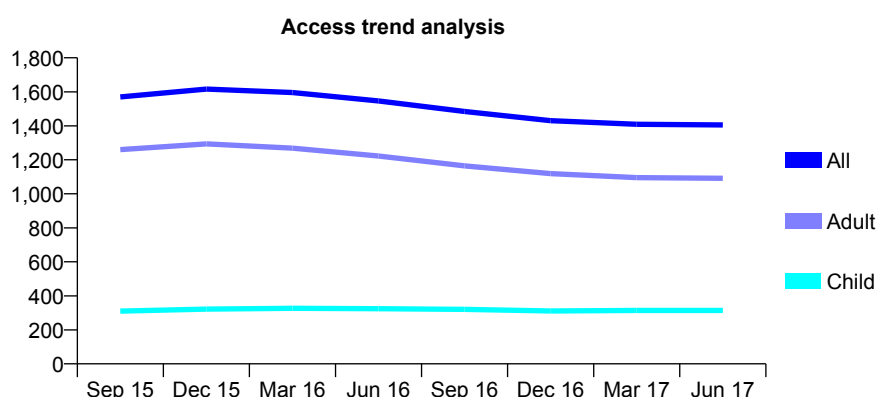
Q66 - Vital Signs At a Glance Contract Report for 861227/0001 - June 2017

Name or company name	MR GG ERICS
Contract type name	GDS Contract
Purpose of contract	General
Contract start date	15/12/2013
Contract end date	

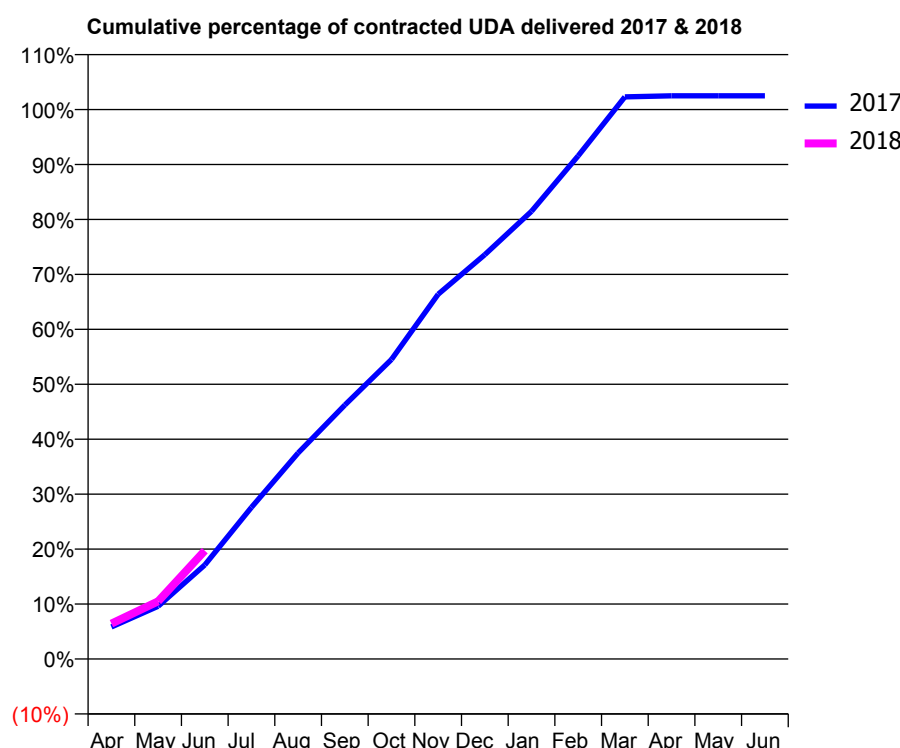
17/18 Contracted general activity (UDA)	8,000
Carry forward general activity (UDA)	0
17/18 Contracted orthodontic activity (UOA)	0
Carry forward orthodontic activity (UOA)	0
Baseline contract value	£207,509.98

ACCESS*

Patients seen in 24 months	Total	Change since previous quarter
Quarter ending June 2016	1,546	
Quarter ending September 2016	1,484	↓
Quarter ending December 2016	1,430	↓
Quarter ending March 2017	1,409	↓
Quarter ending June 2017	1,405	→
Variance since June 2016	(9.1%)	↓



ACTIVITY



Month	Adjusted Scheduled Activity (UDA)	
	2017	2018
April	467	515
May	767	840
June	1,370	1,576
July	2,209	
August	3,000	
September	3,698	
October	4,361	
November	5,311	
December	5,888	
January	6,518	
February	7,327	
March	8,184	
April	8,199	
May	8,199	
June	8,199	

QUALITY

	Quantity	Base Number	Contract	AT	Region	England
% of FP17s for the same patient ID Re-attending within 3 months - Children	13	94	13.8%	10.2%	11.6%	12.0%
% of FP17s for the same patient ID Re-attending within 3 months - Adults	37	282	13.1%	14.6%	15.9%	16.0%
% of FP17s for the same patient ID Re-attending between 3 & 9 months - Children	41	94	43.6%	59.5%	60.4%	58.0%
% of FP17s for the same patient ID Re-attending between 3 & 9 months - Adults	139	282	49.3%	51.5%	52.3%	50.9%
% of FP17s for Band 1 Urgent Courses	2	372	0.5%	10.3%	9.5%	9.1%
% of FP17s Relating to Free Repair or Replacements	4	372	1.1%	0.8%	0.7%	0.8%
% of FP17s Relating to Continuations	3	372	0.8%	1.2%	1.0%	1.1%
% of Patients satisfied with the dentistry they have received	10	10	100.0%	91.8%	91.9%	91.7%
% of Patients satisfied with the time they had to wait for an appointment	10	10	100.0%	87.0%	88.0%	88.0%

* This is based on patients treated on this contract for their most recent course of treatment. Figures in italics indicate the base number of FP17s or Patient Questionnaire responses are less than 100. N/A is shown where the base number of responses is less than 10 during the period. % is calculated as Quantity/Base number*100

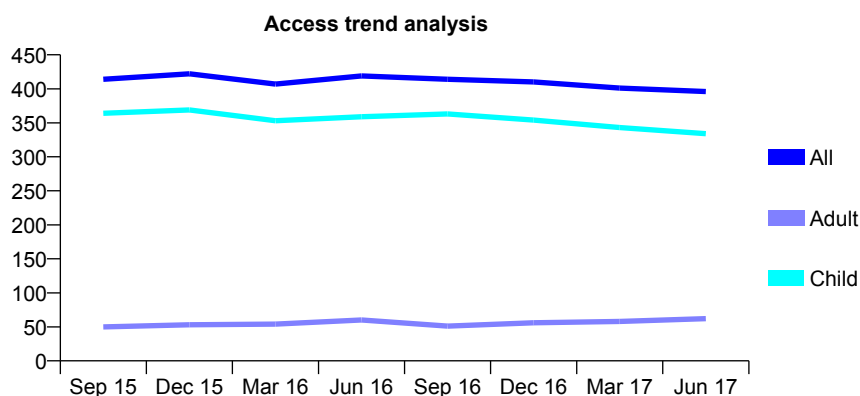
Q66 - Vital Signs At a Glance Contract Report for 865354/0001 - June 2017

Name or company name	MS MJ LASKOWSKA
Contract type name	GDS Contract
Purpose of contract	General
Contract start date	01/04/2006
Contract end date	

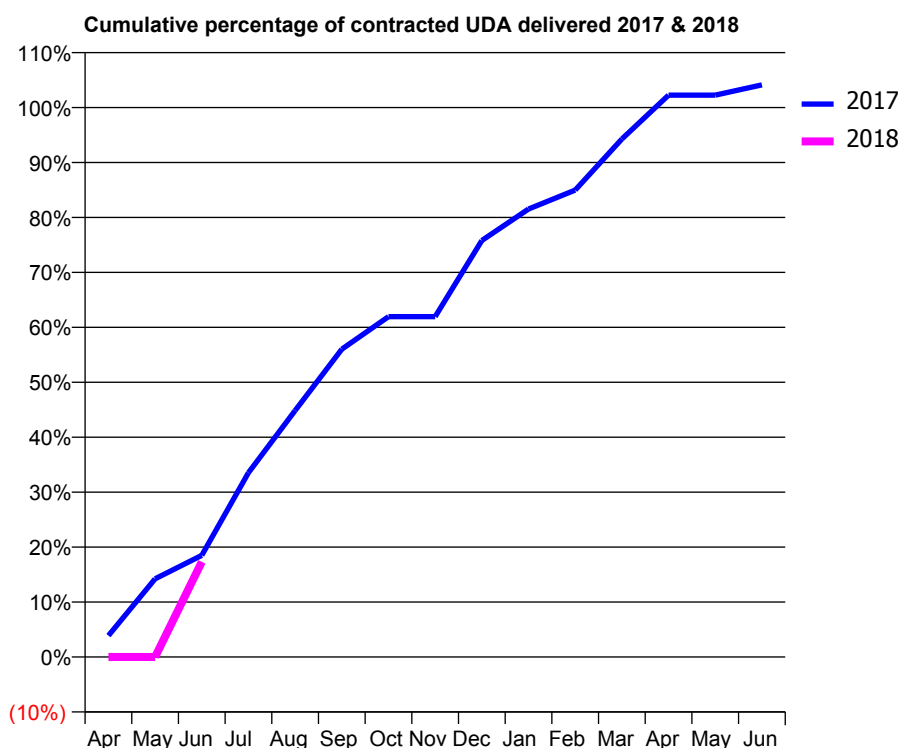
17/18 Contracted general activity (UDA)	700
Carry forward general activity (UDA)	0
17/18 Contracted orthodontic activity (UOA)	0
Carry forward orthodontic activity (UOA)	0
Baseline contract value	£18,485.66

ACCESS*

Patients seen in 24 months	Total	Change since previous quarter
Quarter ending June 2016	419	
Quarter ending September 2016	414	↓
Quarter ending December 2016	410	→
Quarter ending March 2017	401	↓
Quarter ending June 2017	396	↓
Variance since June 2016	(5.5%)	↓



ACTIVITY



Adjusted Scheduled Activity (UDA)		
Month	2017	2018
April	27	0
May	100	0
June	130	121
July	235	
August	314	
September	392	
October	434	
November	434	
December	531	
January	571	
February	595	
March	660	
April	716	
May	716	
June	729	

QUALITY

	Quantity	Base Number	Contract	AT	Region	England
% of FP17s for the same patient ID Re-attending within 3 months - Children	1	134	0.7%	10.2%	11.6%	12.0%
% of FP17s for the same patient ID Re-attending within 3 months - Adults	0	6	0.0%	14.6%	15.9%	16.0%
% of FP17s for the same patient ID Re-attending between 3 & 9 months - Children	108	134	80.6%	59.5%	60.4%	58.0%
% of FP17s for the same patient ID Re-attending between 3 & 9 months - Adults	6	6	100.0%	51.5%	52.3%	50.9%
% of FP17s for Band 1 Urgent Courses	1	91	1.1%	10.3%	9.5%	9.1%
% of FP17s Relating to Free Repair or Replacements	0	91	0.0%	0.8%	0.7%	0.8%
% of FP17s Relating to Continuations	0	91	0.0%	1.2%	1.0%	1.1%
% of Patients satisfied with the dentistry they have received	1	1	N/A	91.8%	91.9%	91.7%
% of Patients satisfied with the time they had to wait for an appointment	1	1	N/A	87.0%	88.0%	88.0%

* This is based on patients treated on this contract for their most recent course of treatment. Figures in italics indicate the base number of FP17s or Patient Questionnaire responses are less than 100. N/A is shown where the base number of responses is less than 10 during the period. % is calculated as Quantity/Base number*100

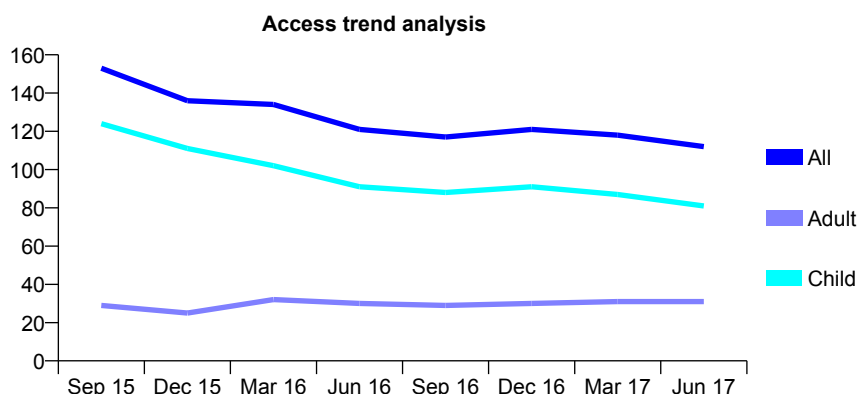
Q66 - Vital Signs At a Glance Contract Report for 906328/0001 - June 2017

Name or company name	MR DA JONES
Contract type name	GDS Contract
Purpose of contract	General
Contract start date	01/04/2006
Contract end date	

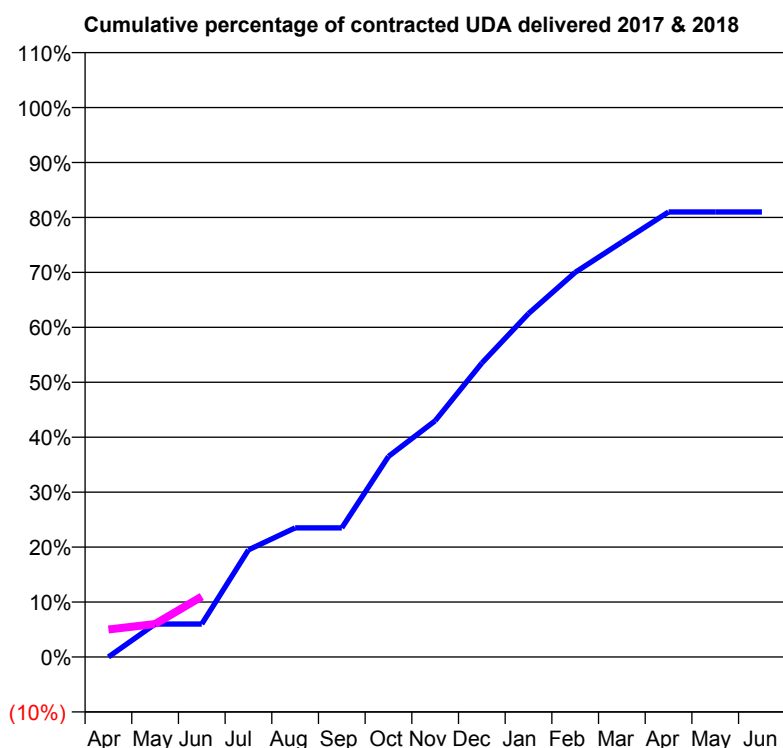
17/18 Contracted general activity (UDA)	200
Carry forward general activity (UDA)	0
17/18 Contracted orthodontic activity (UOA)	0
Carry forward orthodontic activity (UOA)	0
Baseline contract value	£4,906.72

ACCESS*

Patients seen in 24 months	Total	Change since previous quarter
Quarter ending June 2016	121	
Quarter ending September 2016	117	↓
Quarter ending December 2016	121	↑
Quarter ending March 2017	118	↓
Quarter ending June 2017	112	↓
Variance since June 2016	(7.4%)	↓



ACTIVITY



Month	Adjusted Scheduled Activity (UDA)	
	2017	2018
April	0	10
May	12	12
June	12	22
July	39	
August	47	
September	47	
October	73	
November	86	
December	107	
January	125	
February	140	
March	151	
April	162	
May	162	
June	162	

QUALITY

	Quantity	Base Number	Contract	AT	Region	England
% of FP17s for the same patient ID Re-attending within 3 months - Children	0	27	0.0%	10.2%	11.6%	12.0%
% of FP17s for the same patient ID Re-attending within 3 months - Adults	0	0	N/A	14.6%	15.9%	16.0%
% of FP17s for the same patient ID Re-attending between 3 & 9 months - Children	17	27	63.0%	59.5%	60.4%	58.0%
% of FP17s for the same patient ID Re-attending between 3 & 9 months - Adults	0	0	N/A	51.5%	52.3%	50.9%
% of FP17s for Band 1 Urgent Courses	0	18	0.0%	10.3%	9.5%	9.1%
% of FP17s Relating to Free Repair or Replacements	0	18	0.0%	0.8%	0.7%	0.8%
% of FP17s Relating to Continuations	0	18	0.0%	1.2%	1.0%	1.1%
% of Patients satisfied with the dentistry they have received	0	0	N/A	91.8%	91.9%	91.7%
% of Patients satisfied with the time they had to wait for an appointment	0	0	N/A	87.0%	88.0%	88.0%

* This is based on patients treated on this contract for their most recent course of treatment. Figures in italics indicate the base number of FP17s or Patient Questionnaire responses are less than 100. N/A is shown where the base number of responses is less than 10 during the period. % is calculated as Quantity/Base number*100

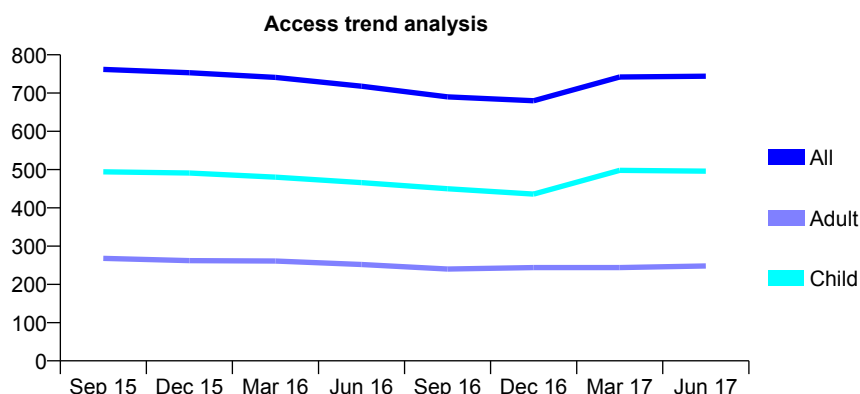
Q66 - Vital Signs At a Glance Contract Report for 907278/0001 - June 2017

Name or company name	Whitehall Dental Practice
Contract type name	GDS Contract
Purpose of contract	General
Contract start date	01/04/2006
Contract end date	

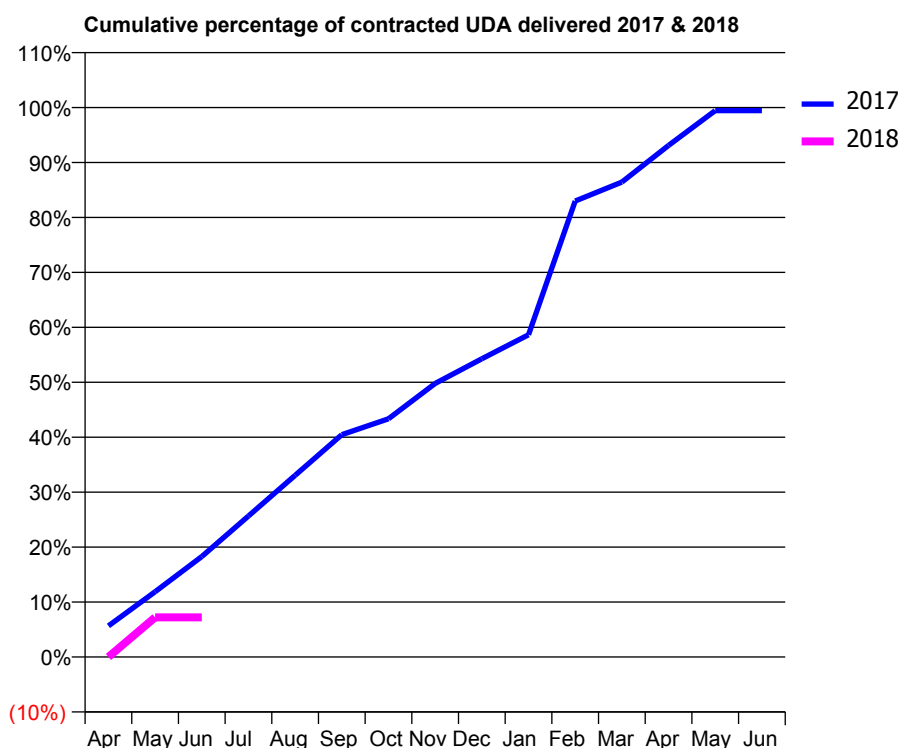
17/18 Contracted general activity (UDA)	3,100
Carry forward general activity (UDA)	0
17/18 Contracted orthodontic activity (UOA)	0
Carry forward orthodontic activity (UOA)	0
Baseline contract value	£79,843.75

ACCESS*

Patients seen in 24 months	Total	Change since previous quarter
Quarter ending June 2016	718	
Quarter ending September 2016	690	↓
Quarter ending December 2016	680	↓
Quarter ending March 2017	742	↑
Quarter ending June 2017	744	→
Variance since June 2016	3.6%	↑



ACTIVITY



Adjusted Scheduled Activity (UDA)		
Month	2017	2018
April	125	0
May	261	224
June	402	224
July	565	
August	728	
September	890	
October	954	
November	1,095	
December	1,194	
January	1,290	
February	1,826	
March	1,902	
April	2,048	
May	2,187	
June	2,187	

QUALITY

	Quantity	Base Number	Contract	AT	Region	England
% of FP17s for the same patient ID Re-attending within 3 months - Children	9	166	5.4%	10.2%	11.6%	12.0%
% of FP17s for the same patient ID Re-attending within 3 months - Adults	11	78	14.1%	14.6%	15.9%	16.0%
% of FP17s for the same patient ID Re-attending between 3 & 9 months - Children	109	166	65.7%	59.5%	60.4%	58.0%
% of FP17s for the same patient ID Re-attending between 3 & 9 months - Adults	42	78	53.8%	51.5%	52.3%	50.9%
% of FP17s for Band 1 Urgent Courses	8	126	6.3%	10.3%	9.5%	9.1%
% of FP17s Relating to Free Repair or Replacements	0	126	0.0%	0.8%	0.7%	0.8%
% of FP17s Relating to Continuations	3	126	2.4%	1.2%	1.0%	1.1%
% of Patients satisfied with the dentistry they have received	1	1	N/A	91.8%	91.9%	91.7%
% of Patients satisfied with the time they had to wait for an appointment	1	1	N/A	87.0%	88.0%	88.0%

* This is based on patients treated on this contract for their most recent course of treatment. Figures in italics indicate the base number of FP17s or Patient Questionnaire responses are less than 100. N/A is shown where the base number of responses is less than 10 during the period. % is calculated as Quantity/Base number*100

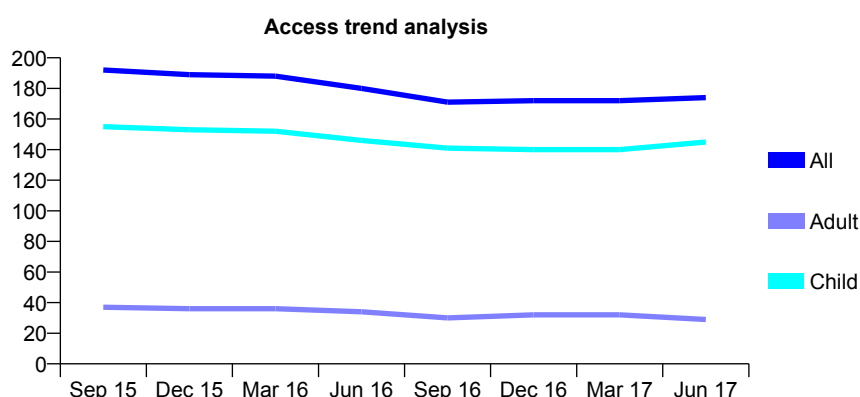
Q66 - Vital Signs At a Glance Contract Report for 912336/0001 - June 2017

Name or company name	MRS ML ROBERTS
Contract type name	GDS Contract
Purpose of contract	General
Contract start date	01/04/2006
Contract end date	

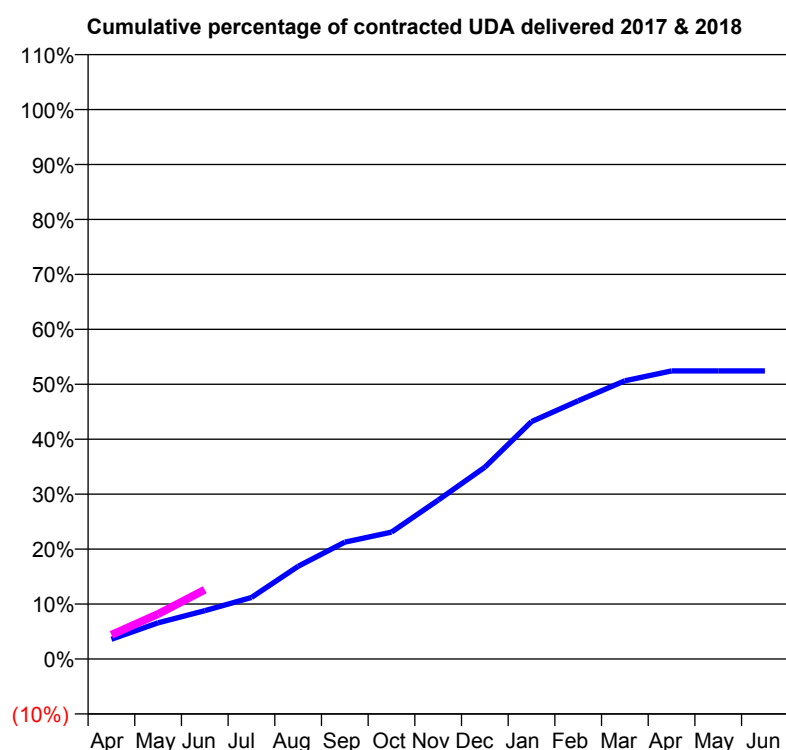
17/18 Contracted general activity (UDA)	500
Carry forward general activity (UDA)	0
17/18 Contracted orthodontic activity (UOA)	0
Carry forward orthodontic activity (UOA)	0
Baseline contract value	£12,254.90

ACCESS*

Patients seen in 24 months	Total	Change since previous quarter
Quarter ending June 2016	180	
Quarter ending September 2016	171	↓
Quarter ending December 2016	172	→
Quarter ending March 2017	172	→
Quarter ending June 2017	174	→
Variance since June 2016	(3.3%)	↓



ACTIVITY



Adjusted Scheduled Activity (UDA)		
Month	2017	2018
April	18	22
May	33	41
June	44	63
July	56	
August	84	
September	106	
October	115	
November	145	
December	175	
January	216	
February	235	
March	253	
April	262	
May	262	
June	262	

QUALITY

	Quantity	Base Number	Contract	AT	Region	England
% of FP17s for the same patient ID Re-attending within 3 months - Children	3	52	5.8%	10.2%	11.6%	12.0%
% of FP17s for the same patient ID Re-attending within 3 months - Adults	0	6	0.0%	14.6%	15.9%	16.0%
% of FP17s for the same patient ID Re-attending between 3 & 9 months - Children	26	52	50.0%	59.5%	60.4%	58.0%
% of FP17s for the same patient ID Re-attending between 3 & 9 months - Adults	4	6	66.7%	51.5%	52.3%	50.9%
% of FP17s for Band 1 Urgent Courses	0	53	0.0%	10.3%	9.5%	9.1%
% of FP17s Relating to Free Repair or Replacements	0	53	0.0%	0.8%	0.7%	0.8%
% of FP17s Relating to Continuations	0	53	0.0%	1.2%	1.0%	1.1%
% of Patients satisfied with the dentistry they have received	0	0	N/A	91.8%	91.9%	91.7%
% of Patients satisfied with the time they had to wait for an appointment	0	0	N/A	87.0%	88.0%	88.0%

* This is based on patients treated on this contract for their most recent course of treatment. Figures in italics indicate the base number of FP17s or Patient Questionnaire responses are less than 100. N/A is shown where the base number of responses is less than 10 during the period. % is calculated as Quantity/Base number*100

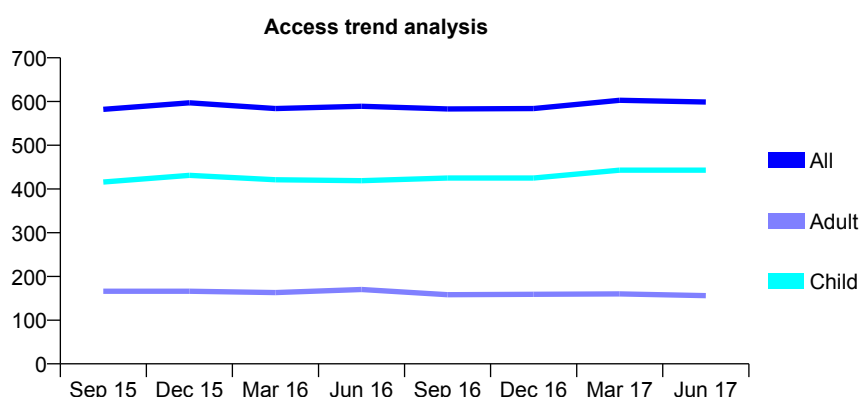
Q66 - Vital Signs At a Glance Contract Report for 913340/0001 - June 2017

Name or company name	Park Chambers Practice Ltd
Contract type name	GDS Contract
Purpose of contract	General
Contract start date	01/04/2006
Contract end date	

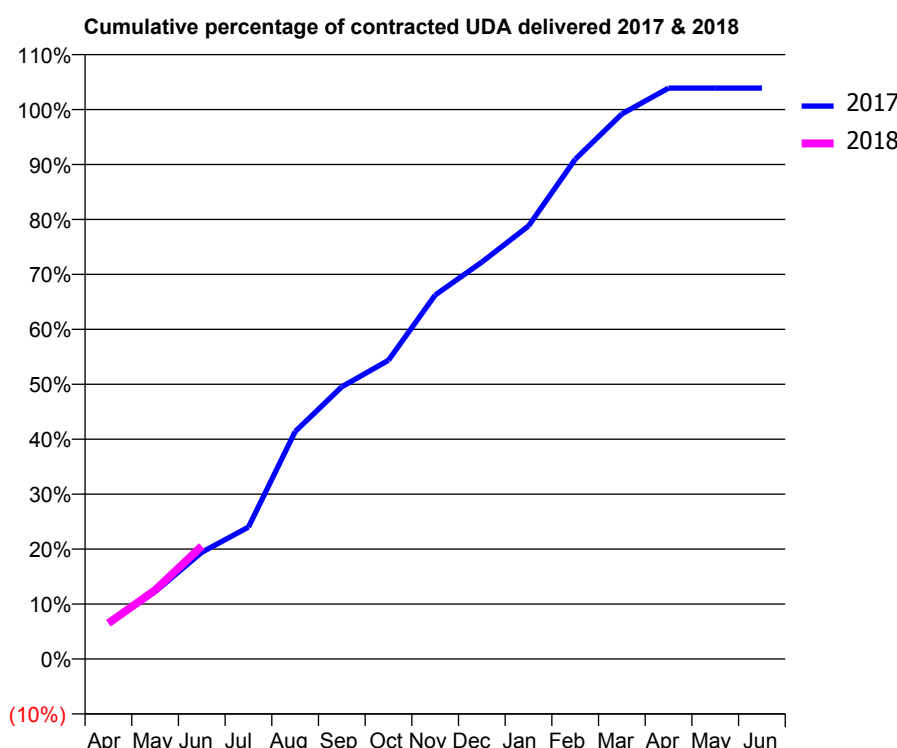
17/18 Contracted general activity (UDA)	1,105
Carry forward general activity (UDA)	0
17/18 Contracted orthodontic activity (UOA)	0
Carry forward orthodontic activity (UOA)	0
Baseline contract value	£34,436.19

ACCESS*

Patients seen in 24 months	Total	Change since previous quarter
Quarter ending June 2016	589	
Quarter ending September 2016	583	↓
Quarter ending December 2016	584	→
Quarter ending March 2017	603	↑
Quarter ending June 2017	599	→
Variance since June 2016	1.7%	→



ACTIVITY



Month	Adjusted Scheduled Activity (UDA)	
	2017	2018
April	72	72
May	135	138
June	215	227
July	265	
August	457	
September	547	
October	601	
November	732	
December	798	
January	871	
February	1,005	
March	1,096	
April	1,148	
May	1,148	
June	1,148	

QUALITY

	Quantity	Base Number	Contract	AT	Region	England
% of FP17s for the same patient ID Re-attending within 3 months - Children	9	162	5.6%	10.2%	11.6%	12.0%
% of FP17s for the same patient ID Re-attending within 3 months - Adults	0	32	0.0%	14.6%	15.9%	16.0%
% of FP17s for the same patient ID Re-attending between 3 & 9 months - Children	99	162	61.1%	59.5%	60.4%	58.0%
% of FP17s for the same patient ID Re-attending between 3 & 9 months - Adults	20	32	62.5%	51.5%	52.3%	50.9%
% of FP17s for Band 1 Urgent Courses	5	164	3.0%	10.3%	9.5%	9.1%
% of FP17s Relating to Free Repair or Replacements	0	164	0.0%	0.8%	0.7%	0.8%
% of FP17s Relating to Continuations	1	164	0.6%	1.2%	1.0%	1.1%
% of Patients satisfied with the dentistry they have received	2	2	N/A	91.8%	91.9%	91.7%
% of Patients satisfied with the time they had to wait for an appointment	2	2	N/A	87.0%	88.0%	88.0%

* This is based on patients treated on this contract for their most recent course of treatment. Figures in italics indicate the base number of FP17s or Patient Questionnaire responses are less than 100. N/A is shown where the base number of responses is less than 10 during the period. % is calculated as Quantity/Base number*100

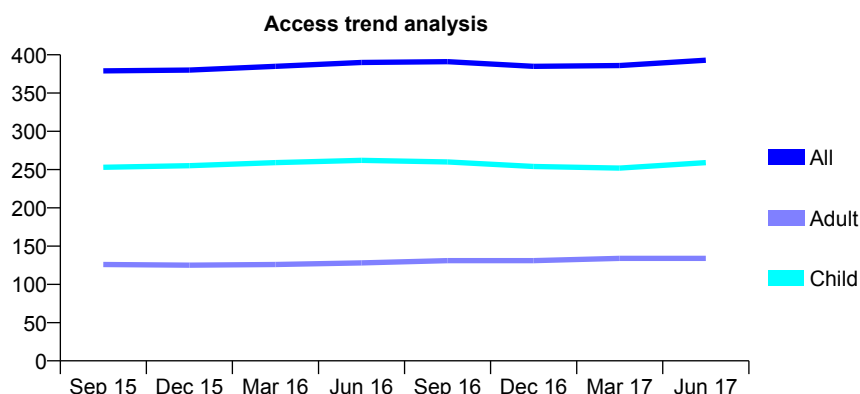
Q66 - Vital Signs At a Glance Contract Report for 920444/0001 - June 2017

Name or company name	MR DG O'HALLORAN
Contract type name	GDS Contract
Purpose of contract	General
Contract start date	01/04/2006
Contract end date	

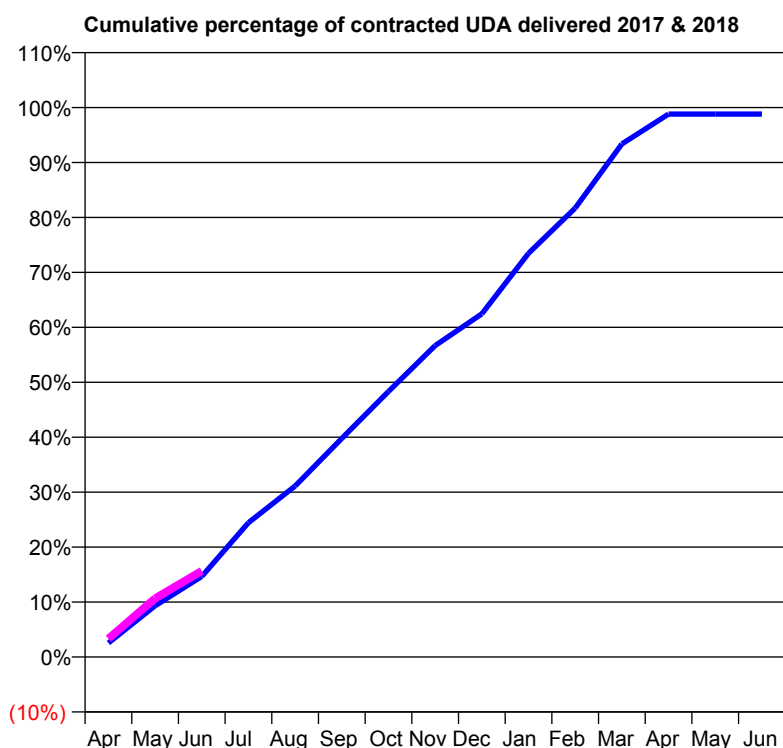
17/18 Contracted general activity (UDA)	900
Carry forward general activity (UDA)	0
17/18 Contracted orthodontic activity (UOA)	0
Carry forward orthodontic activity (UOA)	0
Baseline contract value	£25,913.14

ACCESS*

Patients seen in 24 months	Total	Change since previous quarter
Quarter ending June 2016	390	
Quarter ending September 2016	391	→
Quarter ending December 2016	385	↓
Quarter ending March 2017	386	→
Quarter ending June 2017	393	→
Variance since June 2016	0.8%	→



ACTIVITY



Adjusted Scheduled Activity (UDA)		
Month	2017	2018
April	23	30
May	84	96
June	132	141
July	220	
August	280	
September	358	
October	435	
November	510	
December	562	
January	661	
February	735	
March	840	
April	889	
May	889	
June	889	

QUALITY

	Quantity	Base Number	Contract	AT	Region	England
% of FP17s for the same patient ID Re-attending within 3 months - Children	4	98	4.1%	10.2%	11.6%	12.0%
% of FP17s for the same patient ID Re-attending within 3 months - Adults	2	24	8.3%	14.6%	15.9%	16.0%
% of FP17s for the same patient ID Re-attending between 3 & 9 months - Children	76	98	77.6%	59.5%	60.4%	58.0%
% of FP17s for the same patient ID Re-attending between 3 & 9 months - Adults	8	24	33.3%	51.5%	52.3%	50.9%
% of FP17s for Band 1 Urgent Courses	0	105	0.0%	10.3%	9.5%	9.1%
% of FP17s Relating to Free Repair or Replacements	0	105	0.0%	0.8%	0.7%	0.8%
% of FP17s Relating to Continuations	0	105	0.0%	1.2%	1.0%	1.1%
% of Patients satisfied with the dentistry they have received	2	2	N/A	91.8%	91.9%	91.7%
% of Patients satisfied with the time they had to wait for an appointment	2	2	N/A	87.0%	88.0%	88.0%

* This is based on patients treated on this contract for their most recent course of treatment. Figures in italics indicate the base number of FP17s or Patient Questionnaire responses are less than 100. N/A is shown where the base number of responses is less than 10 during the period. % is calculated as Quantity/Base number*100

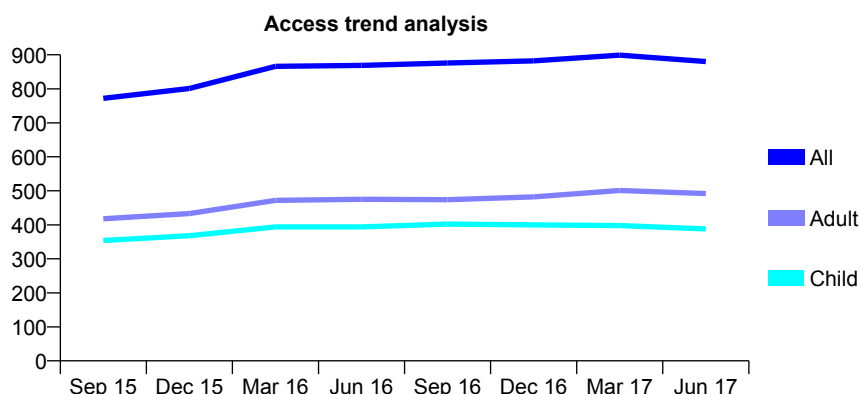
Q66 - Vital Signs At a Glance Contract Report for 925179/0001 - June 2017

Name or company name	MR MJ GOATMAN
Contract type name	GDS Contract
Purpose of contract	General
Contract start date	01/04/2006
Contract end date	

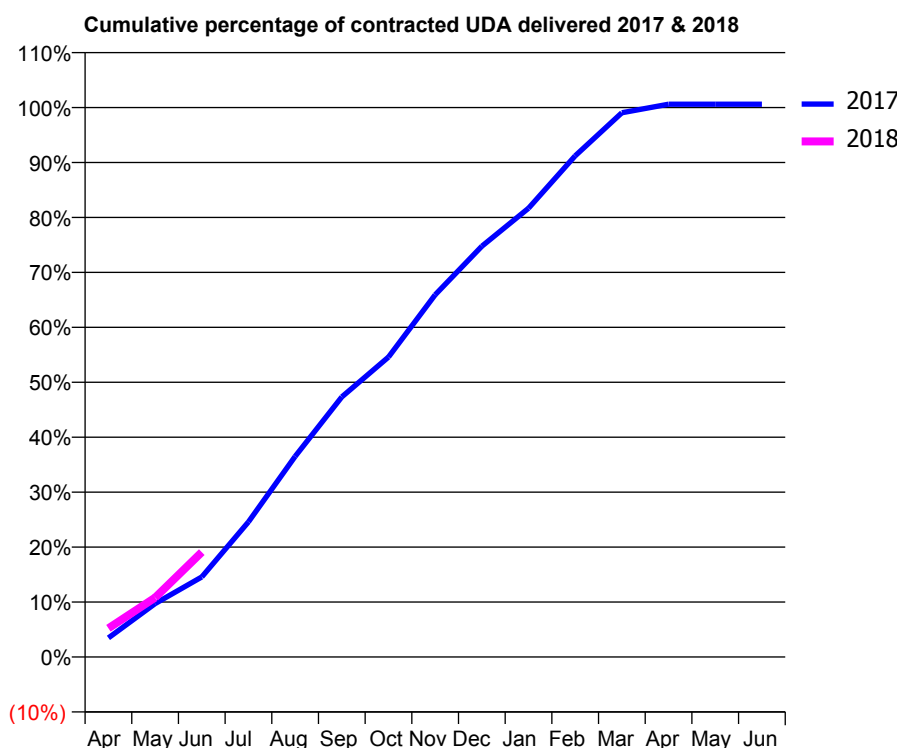
17/18 Contracted general activity (UDA)	2,216
Carry forward general activity (UDA)	0
17/18 Contracted orthodontic activity (UOA)	0
Carry forward orthodontic activity (UOA)	0
Baseline contract value	£48,649.99

ACCESS*

Patients seen in 24 months	Total	Change since previous quarter
Quarter ending June 2016	869	
Quarter ending September 2016	876	→
Quarter ending December 2016	882	→
Quarter ending March 2017	899	→
Quarter ending June 2017	880	↓
Variance since June 2016	1.3%	→



ACTIVITY



Month	Adjusted Scheduled Activity (UDA)	
	2017	2018
April	77	116
May	216	240
June	323	423
July	545	
August	809	
September	1,049	
October	1,210	
November	1,461	
December	1,657	
January	1,810	
February	2,021	
March	2,195	
April	2,229	
May	2,229	
June	2,229	

QUALITY

	Quantity	Base Number	Contract	AT	Region	England
% of FP17s for the same patient ID Re-attending within 3 months - Children	7	141	5.0%	10.2%	11.6%	12.0%
% of FP17s for the same patient ID Re-attending within 3 months - Adults	29	138	21.0%	14.6%	15.9%	16.0%
% of FP17s for the same patient ID Re-attending between 3 & 9 months - Children	102	141	72.3%	59.5%	60.4%	58.0%
% of FP17s for the same patient ID Re-attending between 3 & 9 months - Adults	80	138	58.0%	51.5%	52.3%	50.9%
% of FP17s for Band 1 Urgent Courses	9	265	3.4%	10.3%	9.5%	9.1%
% of FP17s Relating to Free Repair or Replacements	0	265	0.0%	0.8%	0.7%	0.8%
% of FP17s Relating to Continuations	0	265	0.0%	1.2%	1.0%	1.1%
% of Patients satisfied with the dentistry they have received	0	0	N/A	91.8%	91.9%	91.7%
% of Patients satisfied with the time they had to wait for an appointment	0	0	N/A	87.0%	88.0%	88.0%

* This is based on patients treated on this contract for their most recent course of treatment. Figures in italics indicate the base number of FP17s or Patient Questionnaire responses are less than 100. N/A is shown where the base number of responses is less than 10 during the period. % is calculated as Quantity/Base number*100

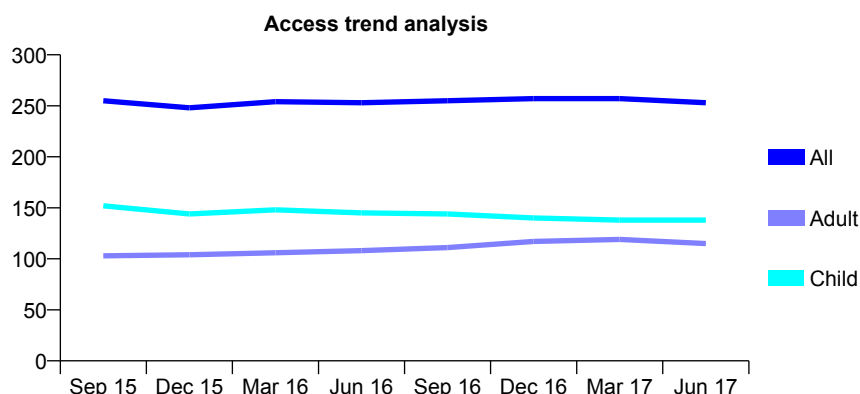
Q66 - Vital Signs At a Glance Contract Report for 926949/0001 - June 2017

Name or company name	MRS P SELLEY
Contract type name	GDS Contract
Purpose of contract	General
Contract start date	01/04/2006
Contract end date	

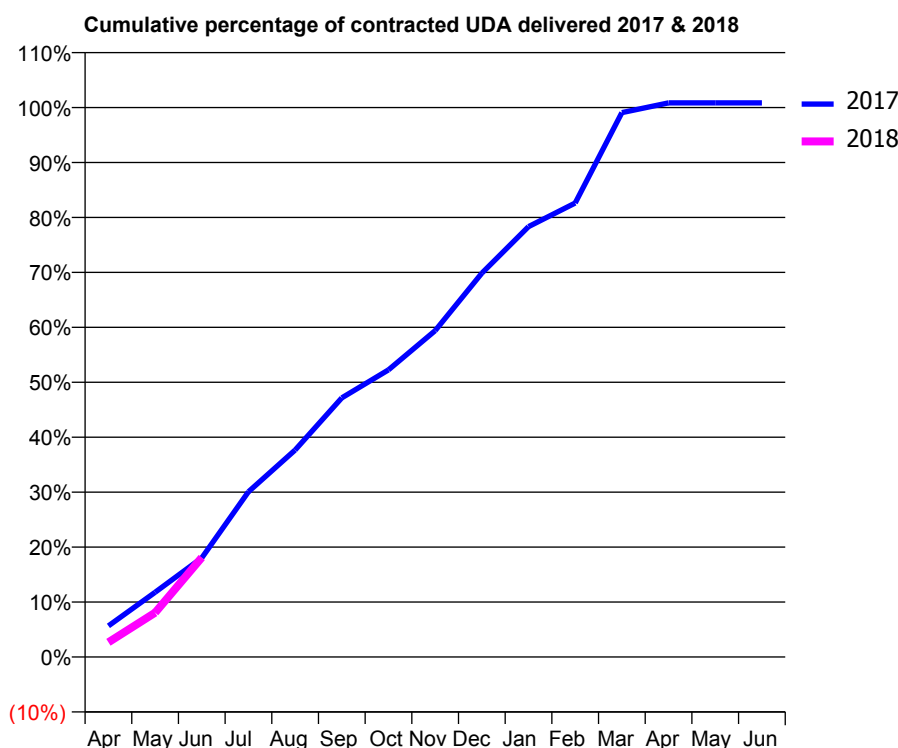
17/18 Contracted general activity (UDA)	900
Carry forward general activity (UDA)	0
17/18 Contracted orthodontic activity (UOA)	0
Carry forward orthodontic activity (UOA)	0
Baseline contract value	£28,991.63

ACCESS*

Patients seen in 24 months	Total	Change since previous quarter
Quarter ending June 2016	253	
Quarter ending September 2016	255	→
Quarter ending December 2016	257	→
Quarter ending March 2017	257	→
Quarter ending June 2017	253	↓
Variance since June 2016	0.0%	→



ACTIVITY



Adjusted Scheduled Activity (UDA)		
Month	2017	2018
April	51	24
May	106	73
June	162	163
July	271	
August	339	
September	424	
October	470	
November	535	
December	629	
January	705	
February	744	
March	892	
April	908	
May	908	
June	908	

QUALITY

	Quantity	Base Number	Contract	AT	Region	England
% of FP17s for the same patient ID Re-attending within 3 months - Children	3	45	6.7%	10.2%	11.6%	12.0%
% of FP17s for the same patient ID Re-attending within 3 months - Adults	2	33	6.1%	14.6%	15.9%	16.0%
% of FP17s for the same patient ID Re-attending between 3 & 9 months - Children	21	45	46.7%	59.5%	60.4%	58.0%
% of FP17s for the same patient ID Re-attending between 3 & 9 months - Adults	23	33	69.7%	51.5%	52.3%	50.9%
% of FP17s for Band 1 Urgent Courses	5	70	7.1%	10.3%	9.5%	9.1%
% of FP17s Relating to Free Repair or Replacements	0	70	0.0%	0.8%	0.7%	0.8%
% of FP17s Relating to Continuations	0	70	0.0%	1.2%	1.0%	1.1%
% of Patients satisfied with the dentistry they have received	0	0	N/A	91.8%	91.9%	91.7%
% of Patients satisfied with the time they had to wait for an appointment	0	0	N/A	87.0%	88.0%	88.0%

* This is based on patients treated on this contract for their most recent course of treatment. Figures in italics indicate the base number of FP17s or Patient Questionnaire responses are less than 100. N/A is shown where the base number of responses is less than 10 during the period. % is calculated as Quantity/Base number*100

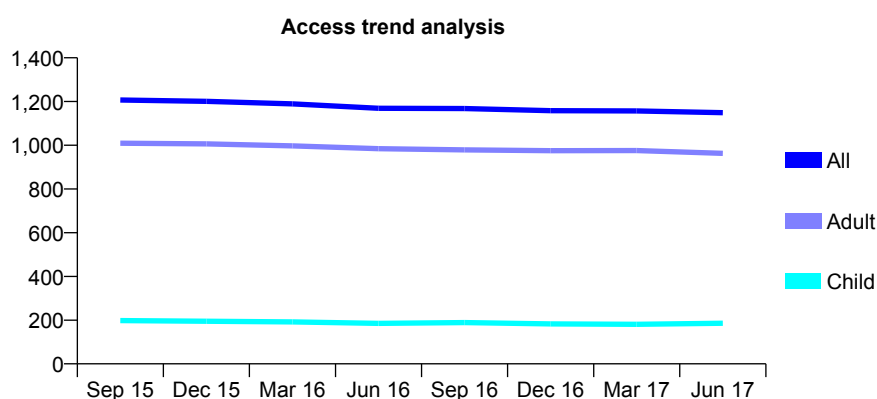
Q66 - Vital Signs At a Glance Contract Report for 933023/0001 - June 2017

Name or company name	MR M AZIZI
Contract type name	GDS Contract
Purpose of contract	General
Contract start date	01/04/2006
Contract end date	

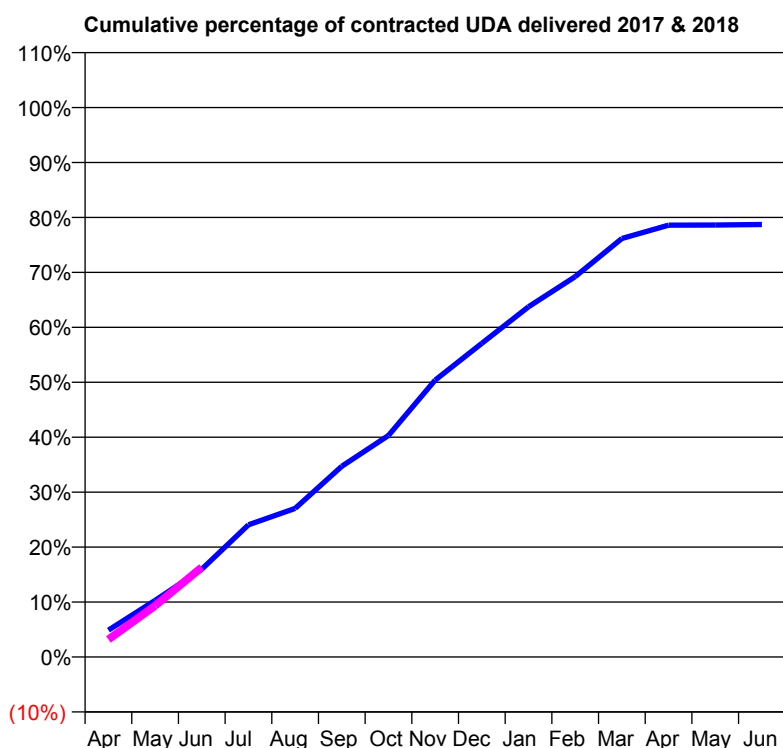
17/18 Contracted general activity (UDA)	4,600
Carry forward general activity (UDA)	0
17/18 Contracted orthodontic activity (UOA)	0
Carry forward orthodontic activity (UOA)	0
Baseline contract value	£105,625.29

ACCESS*

Patients seen in 24 months	Total	Change since previous quarter
Quarter ending June 2016	1,169	
Quarter ending September 2016	1,168	→
Quarter ending December 2016	1,158	→
Quarter ending March 2017	1,157	→
Quarter ending June 2017	1,149	→
Variance since June 2016	(1.7%)	↓



ACTIVITY



Adjusted Scheduled Activity (UDA)		
Month	2017	2018
April	225	147
May	474	429
June	735	751
July	1,107	
August	1,244	
September	1,596	
October	1,855	
November	2,318	
December	2,626	
January	2,932	
February	3,184	
March	3,504	
April	3,615	
May	3,616	
June	3,620	

QUALITY

	Quantity	Base Number	Contract	AT	Region	England
% of FP17s for the same patient ID Re-attending within 3 months - Children	2	75	2.7%	10.2%	11.6%	12.0%
% of FP17s for the same patient ID Re-attending within 3 months - Adults	50	394	12.7%	14.6%	15.9%	16.0%
% of FP17s for the same patient ID Re-attending between 3 & 9 months - Children	51	75	68.0%	59.5%	60.4%	58.0%
% of FP17s for the same patient ID Re-attending between 3 & 9 months - Adults	273	394	69.3%	51.5%	52.3%	50.9%
% of FP17s for Band 1 Urgent Courses	18	403	4.5%	10.3%	9.5%	9.1%
% of FP17s Relating to Free Repair or Replacements	0	403	0.0%	0.8%	0.7%	0.8%
% of FP17s Relating to Continuations	7	403	1.7%	1.2%	1.0%	1.1%
% of Patients satisfied with the dentistry they have received	0	0	N/A	91.8%	91.9%	91.7%
% of Patients satisfied with the time they had to wait for an appointment	0	0	N/A	87.0%	88.0%	88.0%

* This is based on patients treated on this contract for their most recent course of treatment. Figures in italics indicate the base number of FP17s or Patient Questionnaire responses are less than 100. N/A is shown where the base number of responses is less than 10 during the period. % is calculated as Quantity/Base number*100

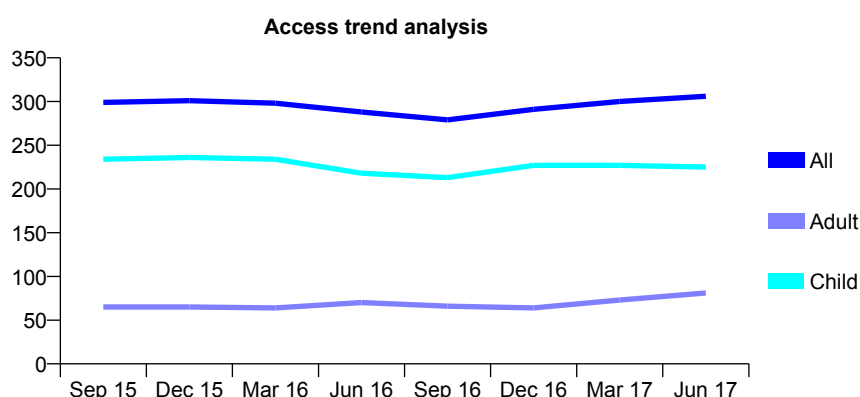
Q66 - Vital Signs At a Glance Contract Report for 953008/0001 - June 2017

Name or company name	MR RC EVANS
Contract type name	GDS Contract
Purpose of contract	General
Contract start date	01/09/2009
Contract end date	

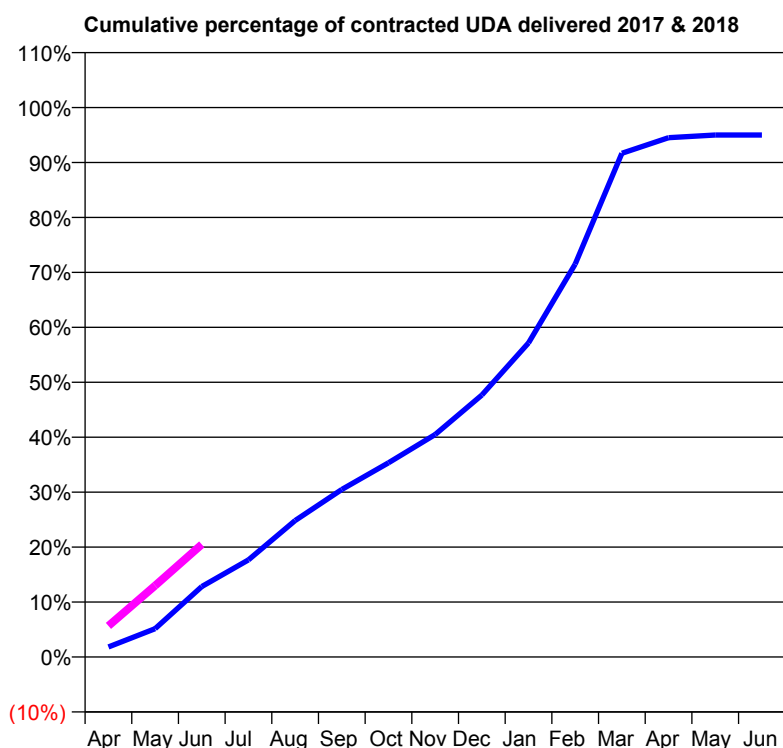
17/18 Contracted general activity (UDA)	600
Carry forward general activity (UDA)	0
17/18 Contracted orthodontic activity (UOA)	0
Carry forward orthodontic activity (UOA)	0
Baseline contract value	£15,629.74

ACCESS*

Patients seen in 24 months	Total	Change since previous quarter
Quarter ending June 2016	288	
Quarter ending September 2016	279	↓
Quarter ending December 2016	291	↑
Quarter ending March 2017	300	↑
Quarter ending June 2017	306	↑
Variance since June 2016	6.3%	↑



ACTIVITY



Month	Adjusted Scheduled Activity (UDA)	
	2017	2018
April	11	34
May	31	78
June	77	123
July	106	
August	149	
September	183	
October	212	
November	243	
December	286	
January	343	
February	429	
March	550	
April	567	
May	570	
June	570	

QUALITY

	Quantity	Base Number	Contract	AT	Region	England
% of FP17s for the same patient ID Re-attending within 3 months - Children	11	83	13.3%	10.2%	11.6%	12.0%
% of FP17s for the same patient ID Re-attending within 3 months - Adults	1	13	7.7%	14.6%	15.9%	16.0%
% of FP17s for the same patient ID Re-attending between 3 & 9 months - Children	41	83	49.4%	59.5%	60.4%	58.0%
% of FP17s for the same patient ID Re-attending between 3 & 9 months - Adults	5	13	38.5%	51.5%	52.3%	50.9%
% of FP17s for Band 1 Urgent Courses	0	82	0.0%	10.3%	9.5%	9.1%
% of FP17s Relating to Free Repair or Replacements	0	82	0.0%	0.8%	0.7%	0.8%
% of FP17s Relating to Continuations	2	82	2.4%	1.2%	1.0%	1.1%
% of Patients satisfied with the dentistry they have received	0	0	N/A	91.8%	91.9%	91.7%
% of Patients satisfied with the time they had to wait for an appointment	0	0	N/A	87.0%	88.0%	88.0%

* This is based on patients treated on this contract for their most recent course of treatment. Figures in italics indicate the base number of FP17s or Patient Questionnaire responses are less than 100. N/A is shown where the base number of responses is less than 10 during the period. % is calculated as Quantity/Base number*100

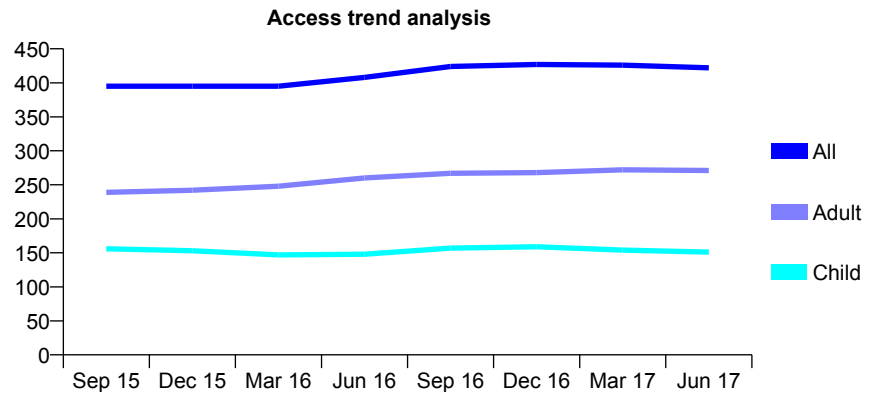
Q66 - Vital Signs At a Glance Contract Report for 985600/0001 - June 2017

Name or company name	MR A ZAHEDI SHALFOROUGH
Contract type name	GDS Contract
Purpose of contract	General
Contract start date	01/04/2006
Contract end date	

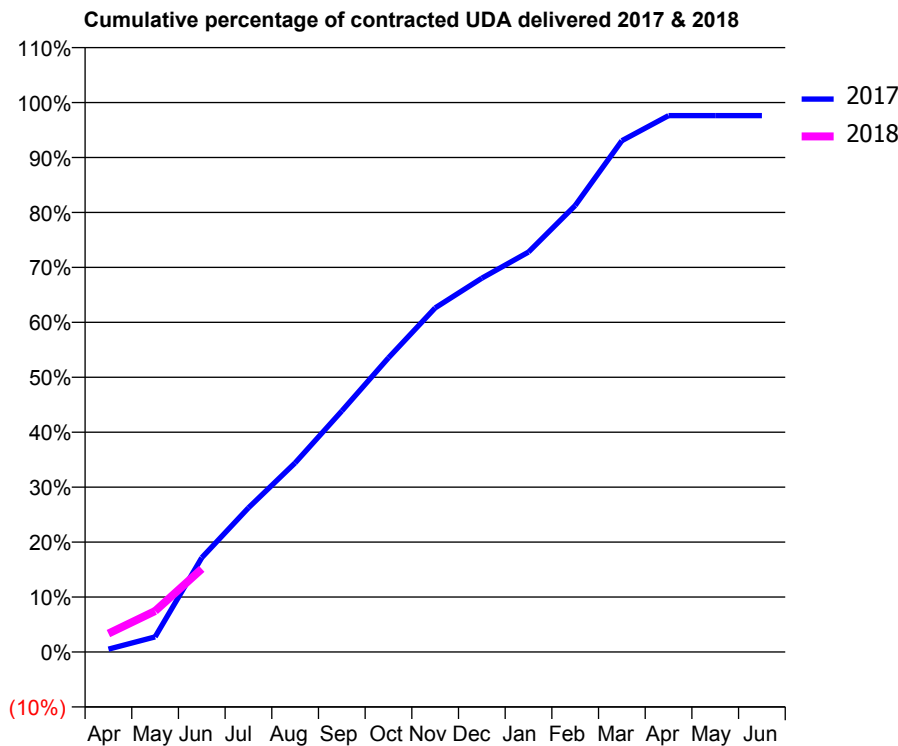
17/18 Contracted general activity (UDA)	1,957
Carry forward general activity (UDA)	0
17/18 Contracted orthodontic activity (UOA)	0
Carry forward orthodontic activity (UOA)	0
Baseline contract value	£50,134.53

ACCESS*

Patients seen in 24 months	Total	Change since previous quarter
Quarter ending June 2016	408	
Quarter ending September 2016	424	↑
Quarter ending December 2016	427	→
Quarter ending March 2017	426	→
Quarter ending June 2017	422	→
Variance since June 2016	3.4%	↑



ACTIVITY



Adjusted Scheduled Activity (UDA)		
Month	2017	2018
April	10	66
May	54	146
June	336	296
July	514	
August	674	
September	858	
October	1,048	
November	1,226	
December	1,331	
January	1,425	
February	1,590	
March	1,821	
April	1,910	
May	1,910	
June	1,910	

QUALITY

	Quantity	Base Number	Contract	AT	Region	England
% of FP17s for the same patient ID Re-attending within 3 months - Children	10	67	14.9%	10.2%	11.6%	12.0%
% of FP17s for the same patient ID Re-attending within 3 months - Adults	15	94	16.0%	14.6%	15.9%	16.0%
% of FP17s for the same patient ID Re-attending between 3 & 9 months - Children	52	67	77.6%	59.5%	60.4%	58.0%
% of FP17s for the same patient ID Re-attending between 3 & 9 months - Adults	66	94	70.2%	51.5%	52.3%	50.9%
% of FP17s for Band 1 Urgent Courses	10	134	7.5%	10.3%	9.5%	9.1%
% of FP17s Relating to Free Repair or Replacements	0	134	0.0%	0.8%	0.7%	0.8%
% of FP17s Relating to Continuations	0	134	0.0%	1.2%	1.0%	1.1%
% of Patients satisfied with the dentistry they have received	8	8	N/A	91.8%	91.9%	91.7%
% of Patients satisfied with the time they had to wait for an appointment	8	8	N/A	87.0%	88.0%	88.0%

* This is based on patients treated on this contract for their most recent course of treatment. Figures in italics indicate the base number of FP17s or Patient Questionnaire responses are less than 100. N/A is shown where the base number of responses is less than 10 during the period. % is calculated as Quantity/Base number*100

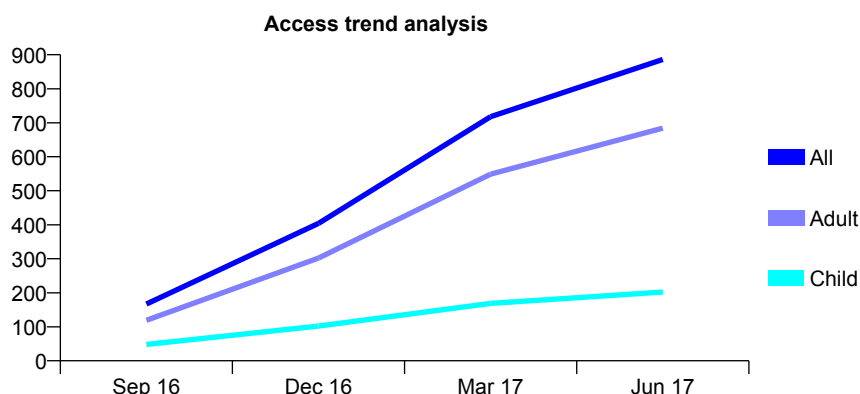
Q67 - Vital Signs At a Glance Contract Report for 100166/0000 - June 2017

Name or company name	Church Hill dental Practice
Contract type name	PDS Contract
Purpose of contract	General
Contract start date	03/03/2016
Contract end date	31/03/2018

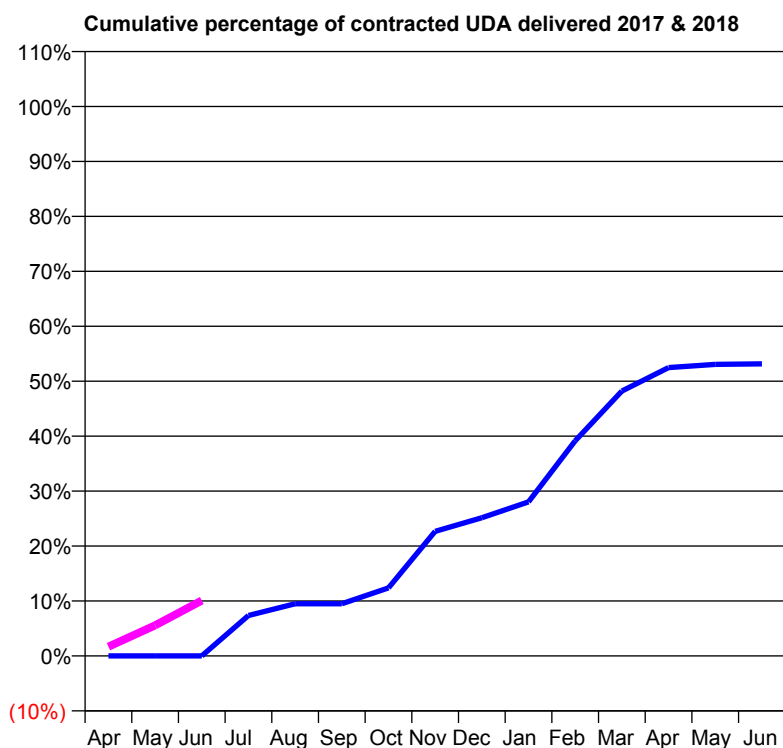
17/18 Contracted general activity (UDA)	4,800
Carry forward general activity (UDA)	0
17/18 Contracted orthodontic activity (UOA)	0
Carry forward orthodontic activity (UOA)	0
Baseline contract value	£109,476.69

ACCESS*

Patients seen in 24 months	Total	Change since previous quarter
Quarter ending June 2016	0	
Quarter ending September 2016	167	↑
Quarter ending December 2016	404	↑
Quarter ending March 2017	718	↑
Quarter ending June 2017	886	↑
Variance since June 2016	N/A	



ACTIVITY



Month	Adjusted Scheduled Activity (UDA)	
	2017	2018
April	0	81
May	0	268
June	0	484
July	354	
August	456	
September	456	
October	594	
November	1,088	
December	1,207	
January	1,345	
February	1,880	
March	2,313	
April	2,518	
May	2,547	
June	2,551	

QUALITY

	Quantity	Base Number	Contract	AT	Region	England
% of FP17s for the same patient ID Re-attending within 3 months - Children	3	71	4.2%	11.8%	11.6%	12.0%
% of FP17s for the same patient ID Re-attending within 3 months - Adults	33	290	11.4%	16.4%	15.9%	16.0%
% of FP17s for the same patient ID Re-attending between 3 & 9 months - Children	16	71	22.5%	55.3%	60.4%	58.0%
% of FP17s for the same patient ID Re-attending between 3 & 9 months - Adults	70	290	24.1%	48.9%	52.3%	50.9%
% of FP17s for Band 1 Urgent Courses	43	231	18.6%	10.6%	9.5%	9.1%
% of FP17s Relating to Free Repair or Replacements	2	231	0.9%	0.6%	0.7%	0.8%
% of FP17s Relating to Continuations	2	231	0.9%	0.8%	1.0%	1.1%
% of Patients satisfied with the dentistry they have received	0	0	N/A	90.0%	91.9%	91.7%
% of Patients satisfied with the time they had to wait for an appointment	0	0	N/A	87.2%	88.0%	88.0%

* This is based on patients treated on this contract for their most recent course of treatment. Figures in italics indicate the base number of FP17s or Patient Questionnaire responses are less than 100. N/A is shown where the base number of responses is less than 10 during the period. % is calculated as Quantity/Base number*100

Q67 - Vital Signs At a Glance Contract Report for 100359/0000 - June 2017


Name or company name	Medway Dental Care Ltd
Contract type name	GDS Contract
Purpose of contract	General
Contract start date	01/04/2017
Contract end date	

17/18 Contracted general activity (UDA)	6,671
Carry forward general activity (UDA)	0
17/18 Contracted orthodontic activity (UOA)	0
Carry forward orthodontic activity (UOA)	0
Baseline contract value	£164,912.30

ACCESS*

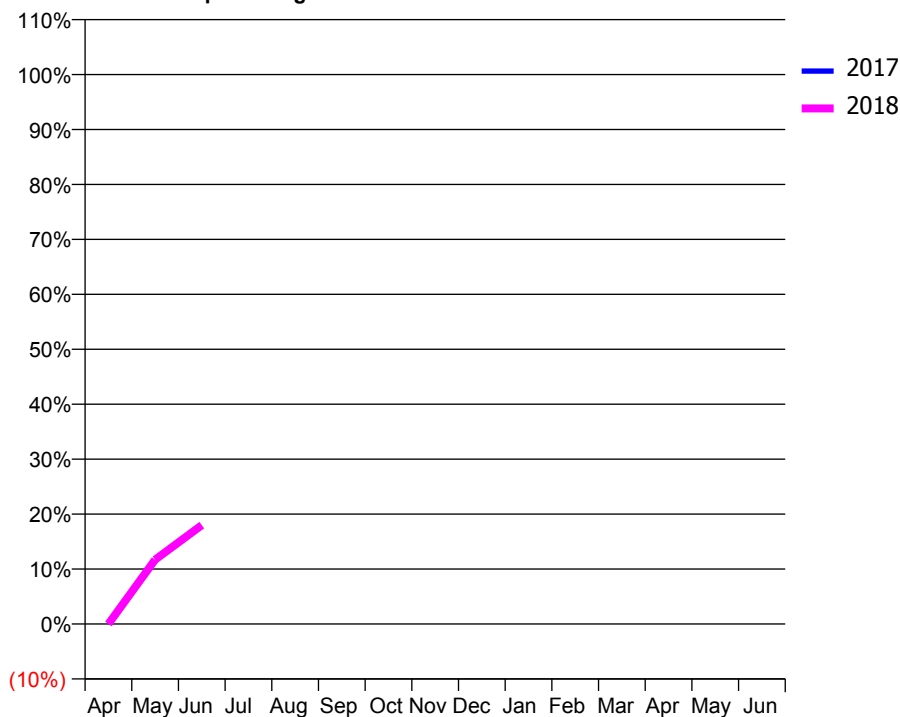
Patients seen in 24 months	Total	Change since previous quarter
Quarter ending June 2016	0	
Quarter ending September 2016	0	
Quarter ending December 2016	0	
Quarter ending March 2017	0	
Quarter ending June 2017	625	↑
Variance since June 2016	N/A	

Access trend analysis



ACTIVITY

Cumulative percentage of contracted UDA delivered 2017 & 2018



Adjusted Scheduled Activity (UDA)		
Month	2017	2018
April	0	0
May	0	781
June	0	1,200
July	0	
August	0	
September	0	
October	0	
November	0	
December	0	
January	0	
February	0	
March	0	
April	0	
May	0	
June	0	

QUALITY

	Quantity	Base Number	Contract	AT	Region	England
% of FP17s for the same patient ID Re-attending within 3 months - Children	0	217	0.0%	11.8%	11.6%	12.0%
% of FP17s for the same patient ID Re-attending within 3 months - Adults	8	298	2.7%	16.4%	15.9%	16.0%
% of FP17s for the same patient ID Re-attending between 3 & 9 months - Children	0	217	0.0%	55.3%	60.4%	58.0%
% of FP17s for the same patient ID Re-attending between 3 & 9 months - Adults	0	298	0.0%	48.9%	52.3%	50.9%
% of FP17s for Band 1 Urgent Courses	3	515	0.6%	10.6%	9.5%	9.1%
% of FP17s Relating to Free Repair or Replacements	0	515	0.0%	0.6%	0.7%	0.8%
% of FP17s Relating to Continuations	7	515	1.4%	0.8%	1.0%	1.1%
% of Patients satisfied with the dentistry they have received	0	0	N/A	90.0%	91.9%	91.7%
% of Patients satisfied with the time they had to wait for an appointment	0	0	N/A	87.2%	88.0%	88.0%

* This is based on patients treated on this contract for their most recent course of treatment. Figures in italics indicate the base number of FP17s or Patient Questionnaire responses are less than 100. N/A is shown where the base number of responses is less than 10 during the period. % is calculated as Quantity/Base number*100

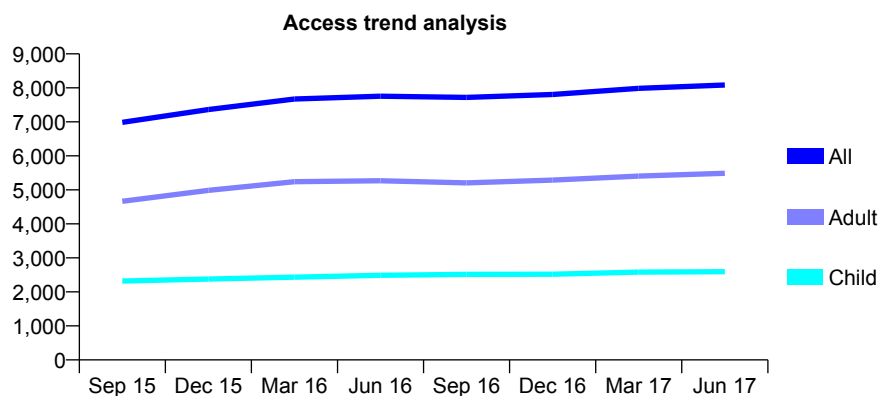
Q67 - Vital Signs At a Glance Contract Report for 101281/0032 - June 2017

Name or company name	OASIS DENTAL CARE LTD
Contract type name	GDS Contract
Purpose of contract	General
Contract start date	01/04/2006
Contract end date	

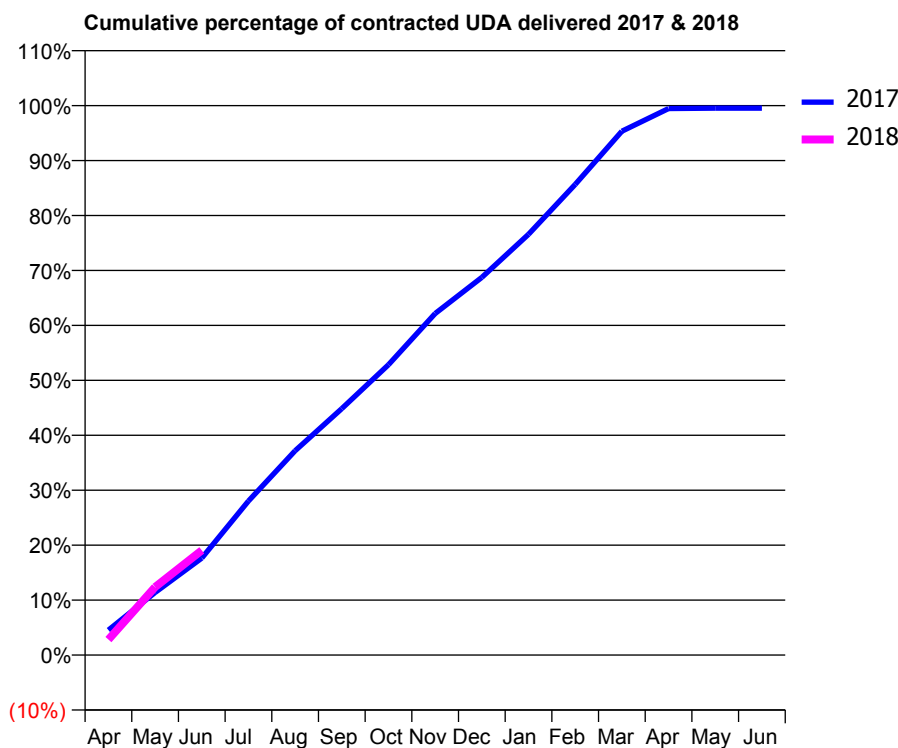
17/18 Contracted general activity (UDA)	19,413
Carry forward general activity (UDA)	0
17/18 Contracted orthodontic activity (UOA)	0
Carry forward orthodontic activity (UOA)	0
Baseline contract value	£446,961.54

ACCESS*

Patients seen in 24 months	Total	Change since previous quarter
Quarter ending June 2016	7,756	
Quarter ending September 2016	7,719	→
Quarter ending December 2016	7,807	→
Quarter ending March 2017	7,988	↑
Quarter ending June 2017	8,086	→
Variance since June 2016	4.3%	↑



ACTIVITY



Adjusted Scheduled Activity (UDA)		
Month	2017	2018
April	883	547
May	2,212	2,407
June	3,429	3,701
July	5,443	
August	7,221	
September	8,710	
October	10,260	
November	12,068	
December	13,344	
January	14,865	
February	16,627	
March	18,505	
April	19,306	
May	19,323	
June	19,323	

QUALITY

	Quantity	Base Number	Contract	AT	Region	England
% of FP17s for the same patient ID Re-attending within 3 months - Children	64	870	7.4%	11.8%	11.6%	12.0%
% of FP17s for the same patient ID Re-attending within 3 months - Adults	285	1,718	16.6%	16.4%	15.9%	16.0%
% of FP17s for the same patient ID Re-attending between 3 & 9 months - Children	509	870	58.5%	55.3%	60.4%	58.0%
% of FP17s for the same patient ID Re-attending between 3 & 9 months - Adults	821	1,718	47.8%	48.9%	52.3%	50.9%
% of FP17s for Band 1 Urgent Courses	192	2,138	9.0%	10.6%	9.5%	9.1%
% of FP17s Relating to Free Repair or Replacements	12	2,138	0.6%	0.6%	0.7%	0.8%
% of FP17s Relating to Continuations	49	2,138	2.3%	0.8%	1.0%	1.1%
% of Patients satisfied with the dentistry they have received	8	10	80.0%	90.0%	91.9%	91.7%
% of Patients satisfied with the time they had to wait for an appointment	8	10	80.0%	87.2%	88.0%	88.0%

* This is based on patients treated on this contract for their most recent course of treatment. Figures in italics indicate the base number of FP17s or Patient Questionnaire responses are less than 100. N/A is shown where the base number of responses is less than 10 during the period. % is calculated as Quantity/Base number*100

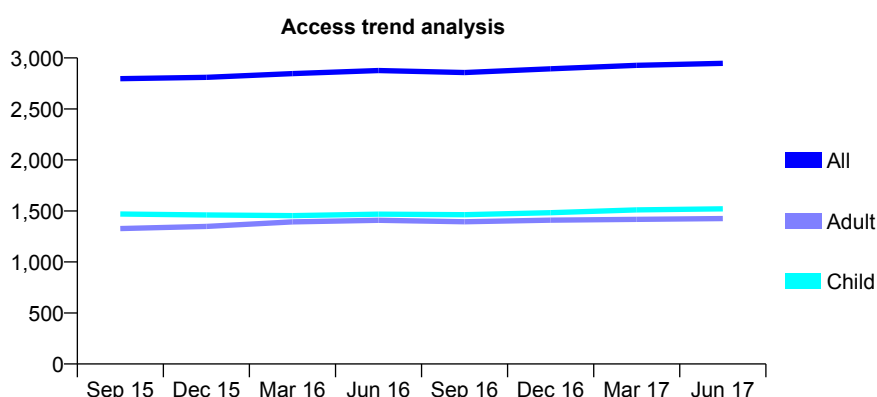
Q67 - Vital Signs At a Glance Contract Report for 101281/0035 - June 2017

Name or company name	OASIS DENTAL CARE LTD
Contract type name	GDS Contract
Purpose of contract	General and Orthodontic
Contract start date	01/04/2006
Contract end date	

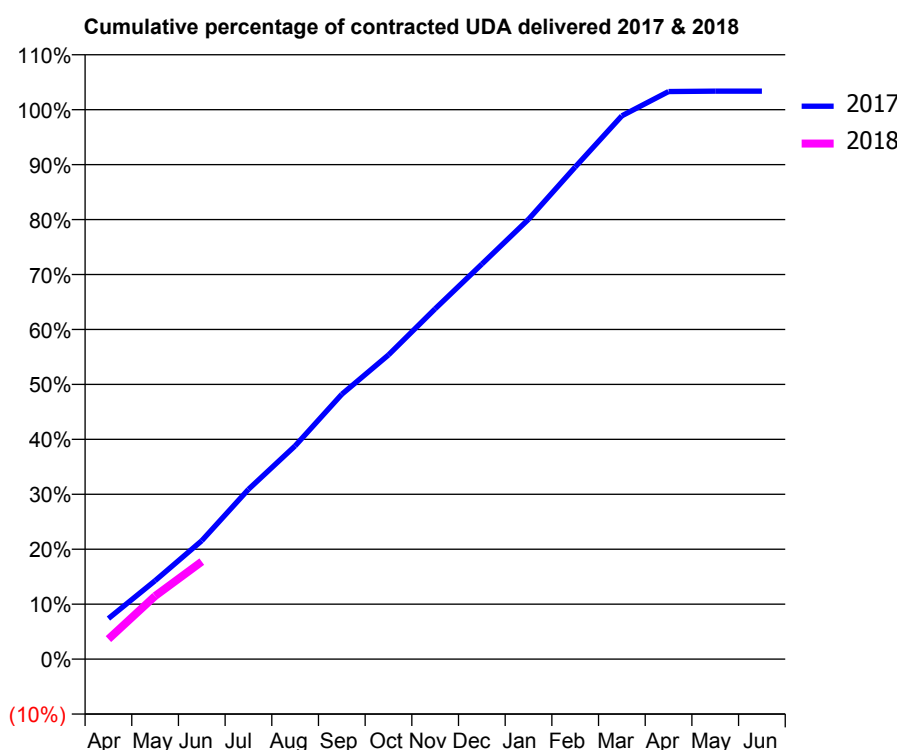
17/18 Contracted general activity (UDA)	7,549
Carry forward general activity (UDA)	0
17/18 Contracted orthodontic activity (UOA)	2,029
Carry forward orthodontic activity (UOA)	0
Baseline contract value	£366,797.19

ACCESS*

Patients seen in 24 months	Total	Change since previous quarter
Quarter ending June 2016	2,876	
Quarter ending September 2016	2,857	→
Quarter ending December 2016	2,893	→
Quarter ending March 2017	2,928	→
Quarter ending June 2017	2,947	→
Variance since June 2016	2.5%	↑



ACTIVITY



Adjusted Scheduled Activity (UDA)		
Month	2017	2018
April	558	276
May	1,078	868
June	1,628	1,340
July	2,333	
August	2,930	
September	3,640	
October	4,180	
November	4,813	
December	5,427	
January	6,043	
February	6,760	
March	7,464	
April	7,798	
May	7,803	
June	7,804	

QUALITY

	Quantity	Base Number	Contract	AT	Region	England
% of FP17s for the same patient ID Re-attending within 3 months - Children	55	506	10.9%	11.8%	11.6%	12.0%
% of FP17s for the same patient ID Re-attending within 3 months - Adults	87	492	17.7%	16.4%	15.9%	16.0%
% of FP17s for the same patient ID Re-attending between 3 & 9 months - Children	260	506	51.4%	55.3%	60.4%	58.0%
% of FP17s for the same patient ID Re-attending between 3 & 9 months - Adults	291	492	59.1%	48.9%	52.3%	50.9%
% of FP17s for Band 1 Urgent Courses	49	781	6.3%	10.6%	9.5%	9.1%
% of FP17s Relating to Free Repair or Replacements	2	781	0.3%	0.6%	0.7%	0.8%
% of FP17s Relating to Continuations	2	781	0.3%	0.8%	1.0%	1.1%
% of Patients satisfied with the dentistry they have received	8	9	N/A	90.0%	91.9%	91.7%
% of Patients satisfied with the time they had to wait for an appointment	9	9	N/A	87.2%	88.0%	88.0%

* This is based on patients treated on this contract for their most recent course of treatment. Figures in italics indicate the base number of FP17s or Patient Questionnaire responses are less than 100. N/A is shown where the base number of responses is less than 10 during the period. % is calculated as Quantity/Base number*100

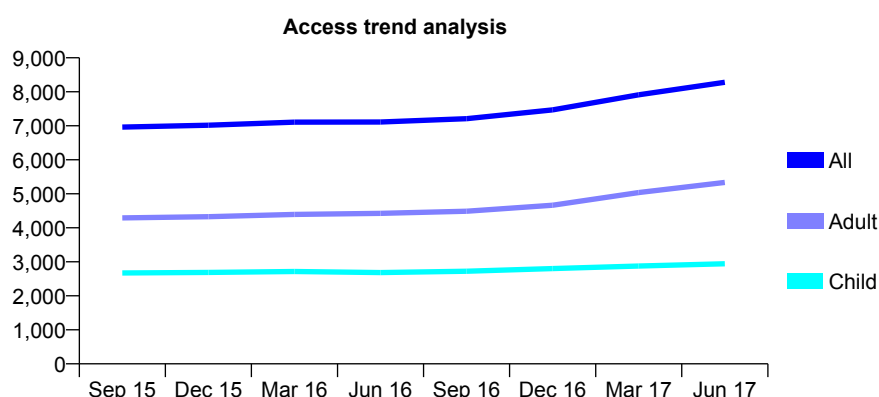
Q67 - Vital Signs At a Glance Contract Report for 101281/0105 - June 2017

Name or company name	OASIS DENTAL CARE LTD
Contract type name	GDS Contract
Purpose of contract	General and Orthodontic
Contract start date	01/04/2006
Contract end date	

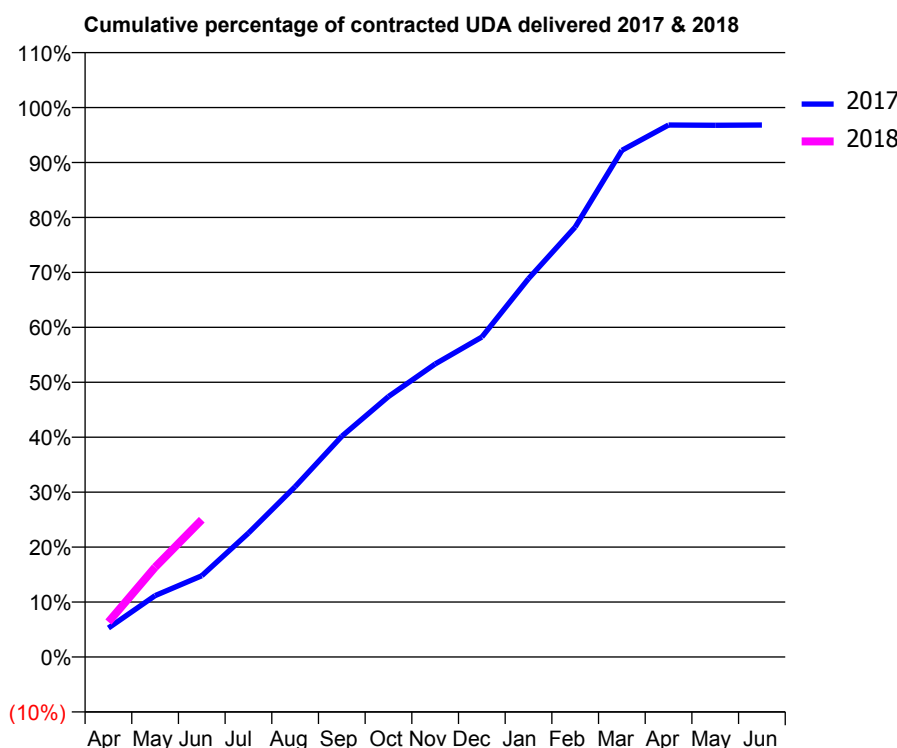
17/18 Contracted general activity (UDA)	19,191
Carry forward general activity (UDA)	0
17/18 Contracted orthodontic activity (UOA)	1,035
Carry forward orthodontic activity (UOA)	0
Baseline contract value	£499,289.22

ACCESS*

Patients seen in 24 months	Total	Change since previous quarter
Quarter ending June 2016	7,110	
Quarter ending September 2016	7,210	→
Quarter ending December 2016	7,467	↑
Quarter ending March 2017	7,913	↑
Quarter ending June 2017	8,280	↑
Variance since June 2016	16.5%	↑



ACTIVITY



Month	Adjusted Scheduled Activity (UDA)	
	2017	2018
April	1,014	1,224
May	2,144	3,137
June	2,840	4,796
July	4,331	
August	5,950	
September	7,708	
October	9,097	
November	10,232	
December	11,175	
January	13,216	
February	15,016	
March	17,693	
April	18,580	
May	18,569	
June	18,581	

QUALITY

	Quantity	Base Number	Contract	AT	Region	England
% of FP17s for the same patient ID Re-attending within 3 months - Children	99	1,182	8.4%	11.8%	11.6%	12.0%
% of FP17s for the same patient ID Re-attending within 3 months - Adults	245	1,917	12.8%	16.4%	15.9%	16.0%
% of FP17s for the same patient ID Re-attending between 3 & 9 months - Children	724	1,182	61.3%	55.3%	60.4%	58.0%
% of FP17s for the same patient ID Re-attending between 3 & 9 months - Adults	989	1,917	51.6%	48.9%	52.3%	50.9%
% of FP17s for Band 1 Urgent Courses	140	2,548	5.5%	10.6%	9.5%	9.1%
% of FP17s Relating to Free Repair or Replacements	2	2,548	0.1%	0.6%	0.7%	0.8%
% of FP17s Relating to Continuations	37	2,548	1.5%	0.8%	1.0%	1.1%
% of Patients satisfied with the dentistry they have received	9	10	90.0%	90.0%	91.9%	91.7%
% of Patients satisfied with the time they had to wait for an appointment	10	10	100.0%	87.2%	88.0%	88.0%

* This is based on patients treated on this contract for their most recent course of treatment. Figures in italics indicate the base number of FP17s or Patient Questionnaire responses are less than 100. N/A is shown where the base number of responses is less than 10 during the period. % is calculated as Quantity/Base number*100

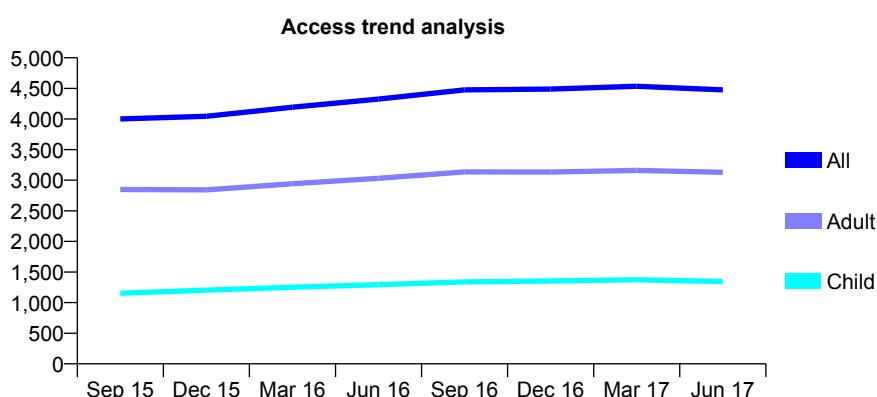
Q67 - Vital Signs At a Glance Contract Report for 101338/0105 - June 2017

Name or company name	Whitecross Dental Care Limited
Contract type name	GDS Contract
Purpose of contract	General
Contract start date	16/11/2009
Contract end date	

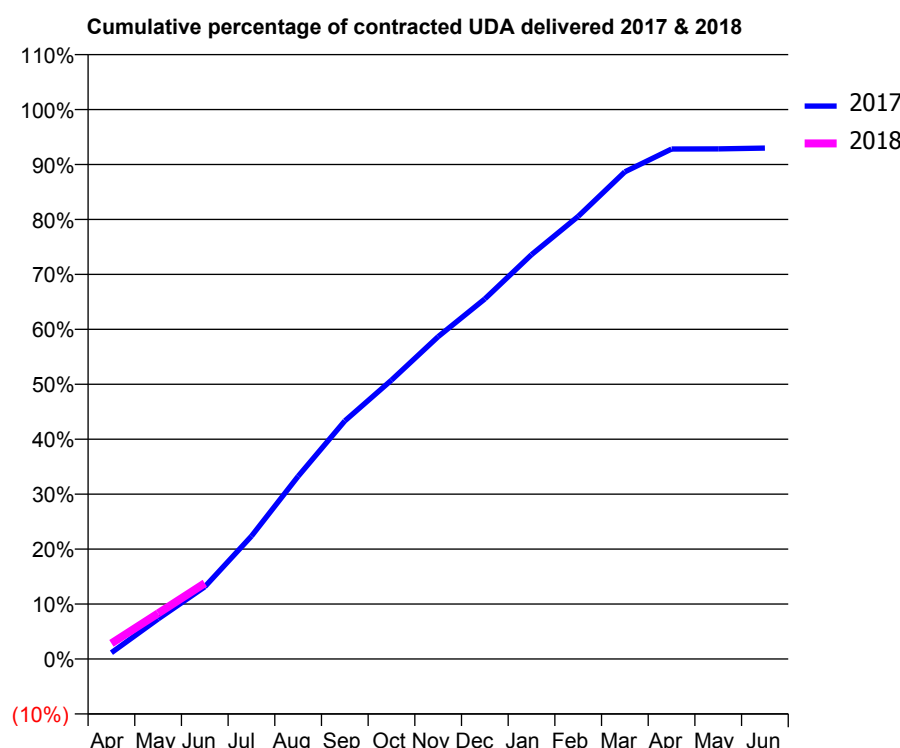
17/18 Contracted general activity (UDA)	12,000
Carry forward general activity (UDA)	0
17/18 Contracted orthodontic activity (UOA)	0
Carry forward orthodontic activity (UOA)	0
Baseline contract value	£361,113.51

ACCESS*

Patients seen in 24 months	Total	Change since previous quarter
Quarter ending June 2016	4,325	
Quarter ending September 2016	4,475	↑
Quarter ending December 2016	4,490	→
Quarter ending March 2017	4,535	→
Quarter ending June 2017	4,475	↓
Variance since June 2016	3.5%	↑



ACTIVITY



Adjusted Scheduled Activity (UDA)		
Month	2017	2018
April	139	343
May	874	998
June	1,577	1,656
July	2,682	
August	3,992	
September	5,200	
October	6,090	
November	7,041	
December	7,863	
January	8,830	
February	9,667	
March	10,640	
April	11,138	
May	11,141	
June	11,158	

QUALITY

	Quantity	Base Number	Contract	AT	Region	England
% of FP17s for the same patient ID Re-attending within 3 months - Children	19	399	4.8%	11.8%	11.6%	12.0%
% of FP17s for the same patient ID Re-attending within 3 months - Adults	56	760	7.4%	16.4%	15.9%	16.0%
% of FP17s for the same patient ID Re-attending between 3 & 9 months - Children	278	399	69.7%	55.3%	60.4%	58.0%
% of FP17s for the same patient ID Re-attending between 3 & 9 months - Adults	416	760	54.7%	48.9%	52.3%	50.9%
% of FP17s for Band 1 Urgent Courses	65	906	7.2%	10.6%	9.5%	9.1%
% of FP17s Relating to Free Repair or Replacements	4	906	0.4%	0.6%	0.7%	0.8%
% of FP17s Relating to Continuations	15	906	1.7%	0.8%	1.0%	1.1%
% of Patients satisfied with the dentistry they have received	10	12	83.3%	90.0%	91.9%	91.7%
% of Patients satisfied with the time they had to wait for an appointment	9	12	75.0%	87.2%	88.0%	88.0%

* This is based on patients treated on this contract for their most recent course of treatment. Figures in italics indicate the base number of FP17s or Patient Questionnaire responses are less than 100. N/A is shown where the base number of responses is less than 10 during the period. % is calculated as Quantity/Base number*100

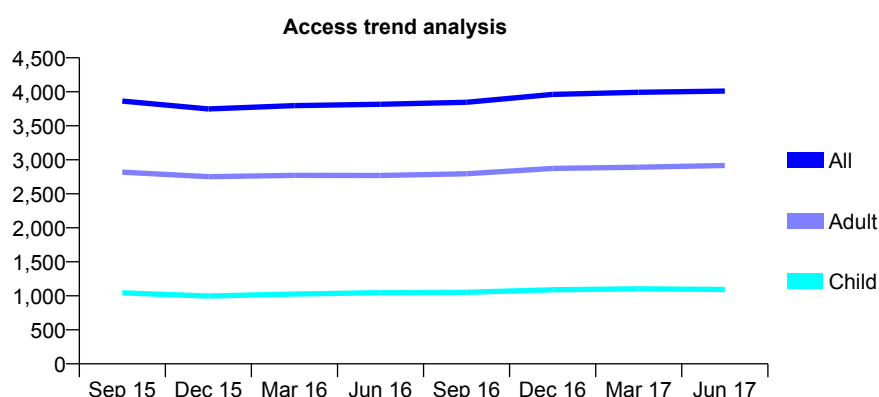
Q67 - Vital Signs At a Glance Contract Report for 101338/0116 - June 2017

Name or company name	Whitecross Dental Care Limited
Contract type name	GDS Contract
Purpose of contract	General
Contract start date	03/03/2010
Contract end date	

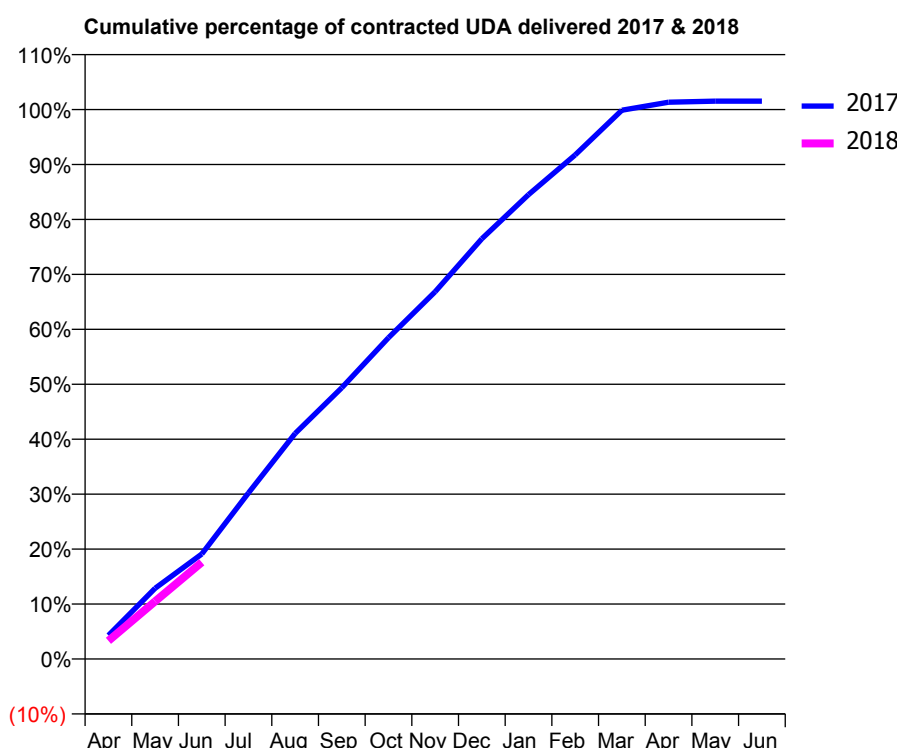
17/18 Contracted general activity (UDA)	14,000
Carry forward general activity (UDA)	0
17/18 Contracted orthodontic activity (UOA)	0
Carry forward orthodontic activity (UOA)	0
Baseline contract value	£364,875.12

ACCESS*

Patients seen in 24 months	Total	Change since previous quarter
Quarter ending June 2016	3,816	
Quarter ending September 2016	3,847	→
Quarter ending December 2016	3,962	↑
Quarter ending March 2017	3,994	→
Quarter ending June 2017	4,011	→
Variance since June 2016	5.1%	↑



ACTIVITY



Adjusted Scheduled Activity (UDA)		
Month	2017	2018
April	601	465
May	1,804	1,470
June	2,675	2,464
July	4,230	
August	5,745	
September	6,913	
October	8,185	
November	9,358	
December	10,707	
January	11,832	
February	12,845	
March	13,981	
April	14,187	
May	14,213	
June	14,213	

QUALITY

	Quantity	Base Number	Contract	AT	Region	England
% of FP17s for the same patient ID Re-attending within 3 months - Children	17	301	5.6%	11.8%	11.6%	12.0%
% of FP17s for the same patient ID Re-attending within 3 months - Adults	69	841	8.2%	16.4%	15.9%	16.0%
% of FP17s for the same patient ID Re-attending between 3 & 9 months - Children	201	301	66.8%	55.3%	60.4%	58.0%
% of FP17s for the same patient ID Re-attending between 3 & 9 months - Adults	488	841	58.0%	48.9%	52.3%	50.9%
% of FP17s for Band 1 Urgent Courses	103	1,020	10.1%	10.6%	9.5%	9.1%
% of FP17s Relating to Free Repair or Replacements	2	1,020	0.2%	0.6%	0.7%	0.8%
% of FP17s Relating to Continuations	14	1,020	1.4%	0.8%	1.0%	1.1%
% of Patients satisfied with the dentistry they have received	11	13	84.6%	90.0%	91.9%	91.7%
% of Patients satisfied with the time they had to wait for an appointment	11	13	84.6%	87.2%	88.0%	88.0%

* This is based on patients treated on this contract for their most recent course of treatment. Figures in italics indicate the base number of FP17s or Patient Questionnaire responses are less than 100. N/A is shown where the base number of responses is less than 10 during the period. % is calculated as Quantity/Base number*100

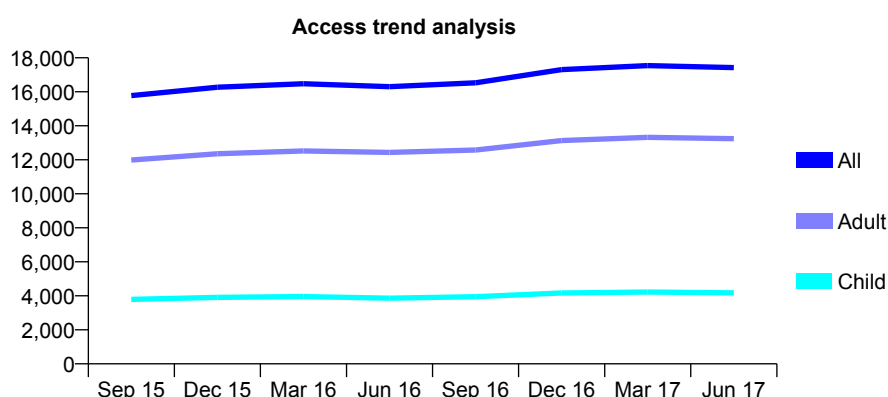
Q67 - Vital Signs At a Glance Contract Report for 101370/0009 - June 2017

Name or company name	Petrie Tucker and Partners Ltd
Contract type name	GDS Contract
Purpose of contract	General
Contract start date	01/04/2006
Contract end date	

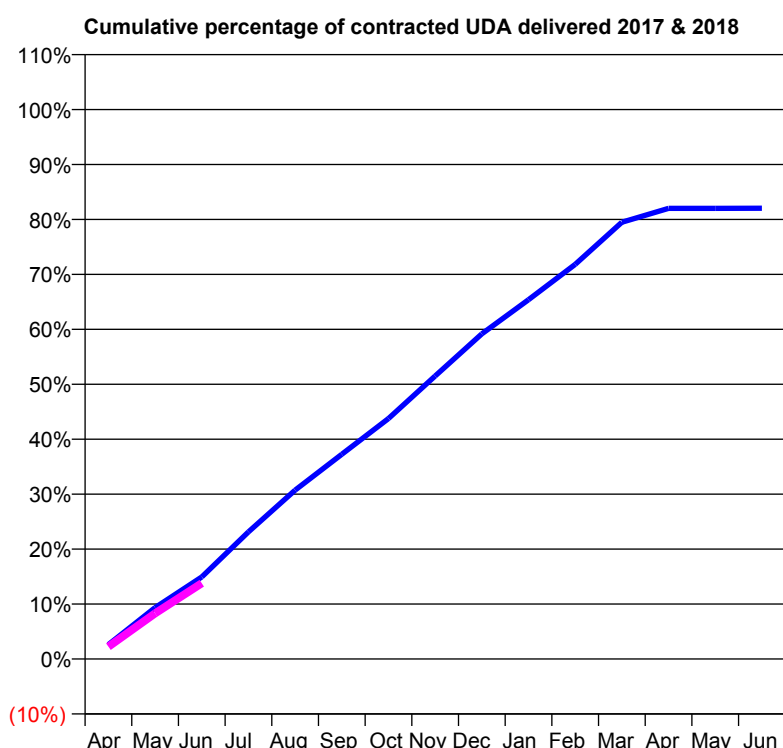
17/18 Contracted general activity (UDA)	63,012
Carry forward general activity (UDA)	0
17/18 Contracted orthodontic activity (UOA)	0
Carry forward orthodontic activity (UOA)	0
Baseline contract value	£1,766,852.51

ACCESS*

Patients seen in 24 months	Total	Change since previous quarter
Quarter ending June 2016	16,302	
Quarter ending September 2016	16,527	→
Quarter ending December 2016	17,304	↑
Quarter ending March 2017	17,544	→
Quarter ending June 2017	17,420	→
Variance since June 2016	6.9%	↑



ACTIVITY



Adjusted Scheduled Activity (UDA)		
Month	2017	2018
April	1,653	1,415
May	5,890	5,242
June	9,418	8,686
July	14,579	
August	19,365	
September	23,475	
October	27,583	
November	32,450	
December	37,290	
January	41,208	
February	45,256	
March	50,081	
April	51,670	
May	51,670	
June	51,686	

QUALITY

	Quantity	Base Number	Contract	AT	Region	England
% of FP17s for the same patient ID Re-attending within 3 months - Children	80	1,178	6.8%	11.8%	11.6%	12.0%
% of FP17s for the same patient ID Re-attending within 3 months - Adults	480	3,823	12.6%	16.4%	15.9%	16.0%
% of FP17s for the same patient ID Re-attending between 3 & 9 months - Children	666	1,178	56.5%	55.3%	60.4%	58.0%
% of FP17s for the same patient ID Re-attending between 3 & 9 months - Adults	1,863	3,823	48.7%	48.9%	52.3%	50.9%
% of FP17s for Band 1 Urgent Courses	419	4,309	9.7%	10.6%	9.5%	9.1%
% of FP17s Relating to Free Repair or Replacements	33	4,309	0.8%	0.6%	0.7%	0.8%
% of FP17s Relating to Continuations	58	4,309	1.3%	0.8%	1.0%	1.1%
% of Patients satisfied with the dentistry they have received	42	47	89.4%	90.0%	91.9%	91.7%
% of Patients satisfied with the time they had to wait for an appointment	40	47	85.1%	87.2%	88.0%	88.0%

* This is based on patients treated on this contract for their most recent course of treatment. Figures in italics indicate the base number of FP17s or Patient Questionnaire responses are less than 100. N/A is shown where the base number of responses is less than 10 during the period. % is calculated as Quantity/Base number*100

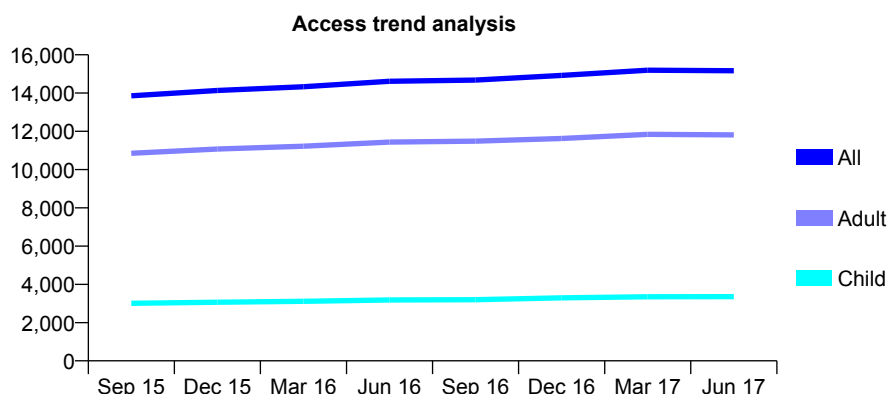
Q67 - Vital Signs At a Glance Contract Report for 101370/0097 - June 2017

Name or company name	Petrie Tucker and Partners Ltd
Contract type name	GDS Contract
Purpose of contract	General
Contract start date	01/04/2007
Contract end date	

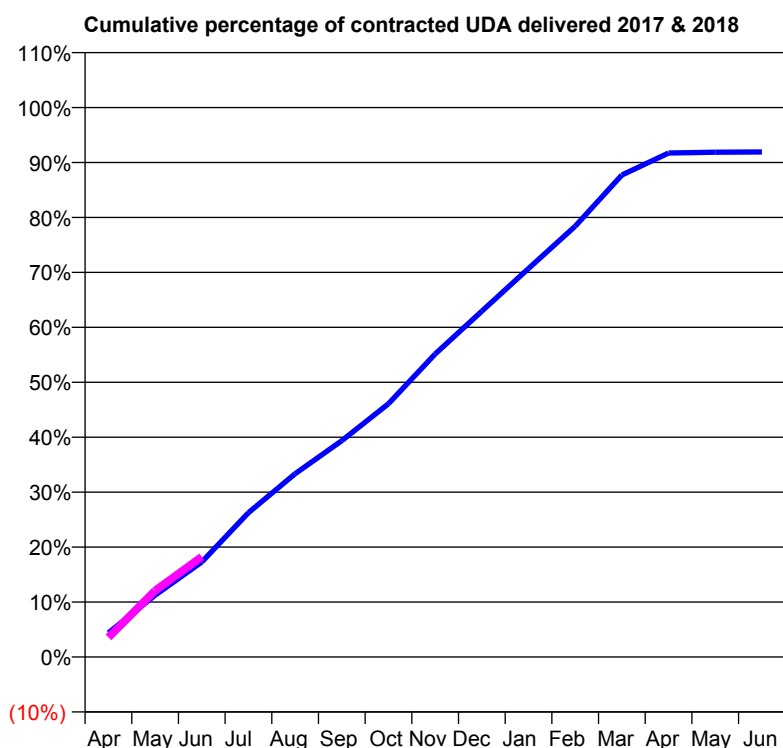
17/18 Contracted general activity (UDA)	41,328
Carry forward general activity (UDA)	0
17/18 Contracted orthodontic activity (UOA)	0
Carry forward orthodontic activity (UOA)	0
Baseline contract value	£891,380.74

ACCESS*

Patients seen in 24 months	Total	Change since previous quarter
Quarter ending June 2016	14,618	
Quarter ending September 2016	14,682	→
Quarter ending December 2016	14,922	→
Quarter ending March 2017	15,195	→
Quarter ending June 2017	15,168	→
Variance since June 2016	3.8%	↑



ACTIVITY



Adjusted Scheduled Activity (UDA)		
Month	2017	2018
April	1,821	1,483
May	4,644	4,989
June	7,146	7,535
July	10,854	
August	13,782	
September	16,272	
October	19,053	
November	22,796	
December	26,010	
January	29,224	
February	32,400	
March	36,246	
April	37,909	
May	37,969	
June	37,985	

QUALITY

	Quantity	Base Number	Contract	AT	Region	England
% of FP17s for the same patient ID Re-attending within 3 months - Children	51	986	5.2%	11.8%	11.6%	12.0%
% of FP17s for the same patient ID Re-attending within 3 months - Adults	387	3,364	11.5%	16.4%	15.9%	16.0%
% of FP17s for the same patient ID Re-attending between 3 & 9 months - Children	390	986	39.6%	55.3%	60.4%	58.0%
% of FP17s for the same patient ID Re-attending between 3 & 9 months - Adults	1,241	3,364	36.9%	48.9%	52.3%	50.9%
% of FP17s for Band 1 Urgent Courses	272	3,628	7.5%	10.6%	9.5%	9.1%
% of FP17s Relating to Free Repair or Replacements	27	3,628	0.7%	0.6%	0.7%	0.8%
% of FP17s Relating to Continuations	58	3,628	1.6%	0.8%	1.0%	1.1%
% of Patients satisfied with the dentistry they have received	29	35	82.9%	90.0%	91.9%	91.7%
% of Patients satisfied with the time they had to wait for an appointment	30	35	85.7%	87.2%	88.0%	88.0%

* This is based on patients treated on this contract for their most recent course of treatment. Figures in italics indicate the base number of FP17s or Patient Questionnaire responses are less than 100. N/A is shown where the base number of responses is less than 10 during the period. % is calculated as Quantity/Base number*100

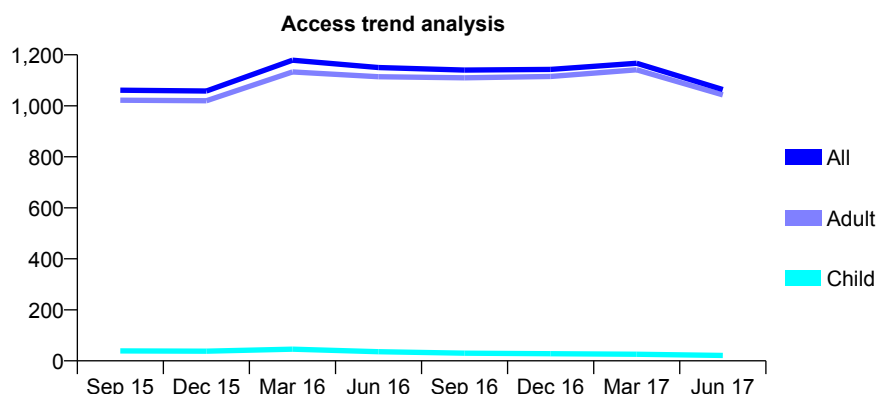
Q67 - Vital Signs At a Glance Contract Report for 101370/0133 - June 2017

Name or company name	Petrie Tucker & Partners Ltd
Contract type name	PDS Contract
Purpose of contract	General
Contract start date	01/04/2012
Contract end date	31/03/2018

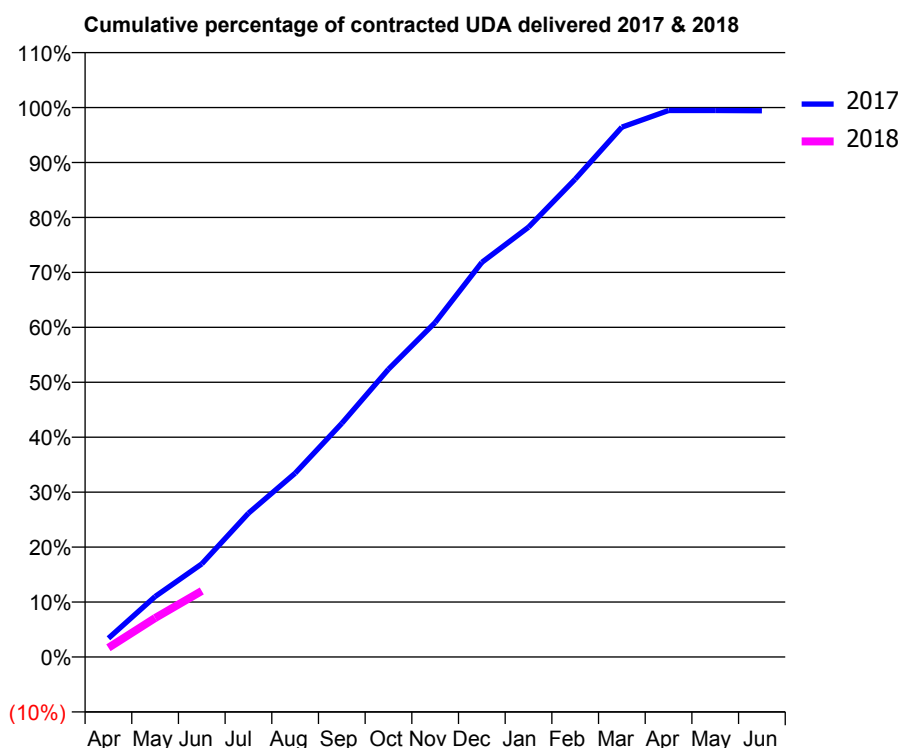
17/18 Contracted general activity (UDA)	4,650
Carry forward general activity (UDA)	0
17/18 Contracted orthodontic activity (UOA)	0
Carry forward orthodontic activity (UOA)	0
Baseline contract value	£320,611.19

ACCESS*

Patients seen in 24 months	Total	Change since previous quarter
Quarter ending June 2016	1,150	
Quarter ending September 2016	1,140	→
Quarter ending December 2016	1,143	→
Quarter ending March 2017	1,167	↑
Quarter ending June 2017	1,064	↓
Variance since June 2016	(7.5%)	↓



ACTIVITY



Adjusted Scheduled Activity (UDA)		
Month	2017	2018
April	159	78
May	512	330
June	788	559
July	1,217	
August	1,555	
September	1,977	
October	2,436	
November	2,831	
December	3,339	
January	3,638	
February	4,044	
March	4,484	
April	4,625	
May	4,625	
June	4,622	

QUALITY

	Quantity	Base Number	Contract	AT	Region	England
% of FP17s for the same patient ID Re-attending within 3 months - Children	0	11	0.0%	11.8%	11.6%	12.0%
% of FP17s for the same patient ID Re-attending within 3 months - Adults	0	196	0.0%	16.4%	15.9%	16.0%
% of FP17s for the same patient ID Re-attending between 3 & 9 months - Children	0	11	0.0%	55.3%	60.4%	58.0%
% of FP17s for the same patient ID Re-attending between 3 & 9 months - Adults	1	196	0.5%	48.9%	52.3%	50.9%
% of FP17s for Band 1 Urgent Courses	0	162	0.0%	10.6%	9.5%	9.1%
% of FP17s Relating to Free Repair or Replacements	0	162	0.0%	0.6%	0.7%	0.8%
% of FP17s Relating to Continuations	0	162	0.0%	0.8%	1.0%	1.1%
% of Patients satisfied with the dentistry they have received	2	2	N/A	90.0%	91.9%	91.7%
% of Patients satisfied with the time they had to wait for an appointment	1	2	N/A	87.2%	88.0%	88.0%

* This is based on patients treated on this contract for their most recent course of treatment. Figures in italics indicate the base number of FP17s or Patient Questionnaire responses are less than 100. N/A is shown where the base number of responses is less than 10 during the period. % is calculated as Quantity/Base number*100

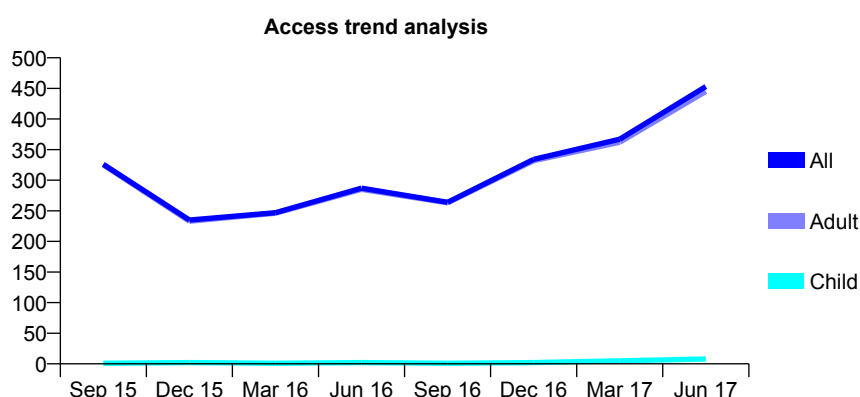
Q67 - Vital Signs At a Glance Contract Report for 101370/0135 - June 2017

Name or company name	Petrie Tucker & Partners Ltd
Contract type name	PDS Contract
Purpose of contract	General
Contract start date	01/04/2012
Contract end date	31/03/2018

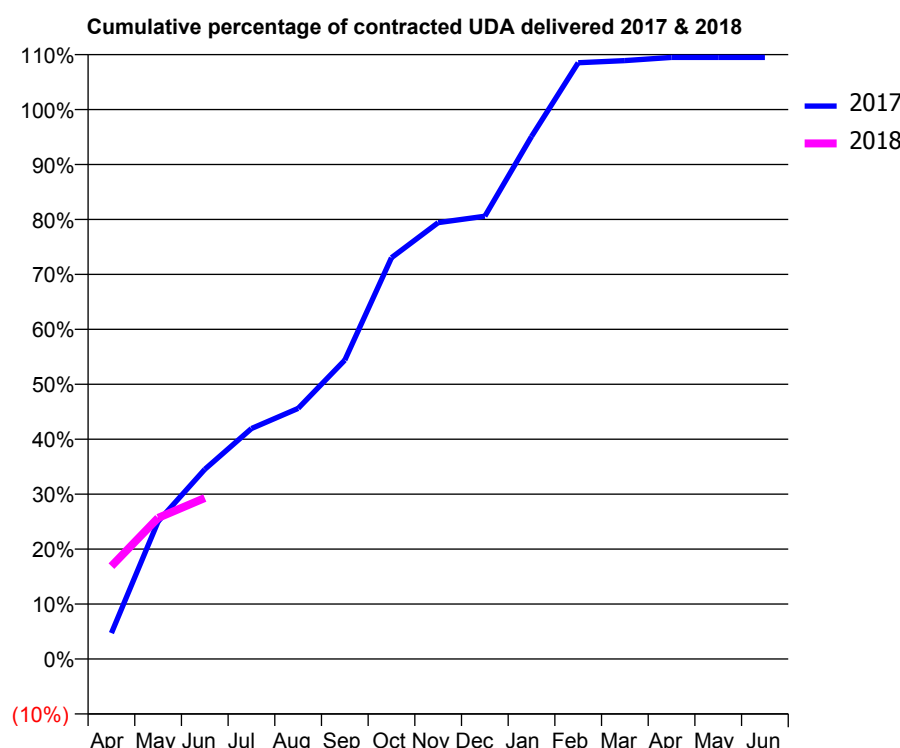
17/18 Contracted general activity (UDA)	1,550
Carry forward general activity (UDA)	0
17/18 Contracted orthodontic activity (UOA)	0
Carry forward orthodontic activity (UOA)	0
Baseline contract value	£77,139.53

ACCESS*

Patients seen in 24 months	Total	Change since previous quarter
Quarter ending June 2016	287	
Quarter ending September 2016	264	↓
Quarter ending December 2016	334	↑
Quarter ending March 2017	367	↑
Quarter ending June 2017	453	↑
Variance since June 2016	57.8%	↑



ACTIVITY



Adjusted Scheduled Activity (UDA)		
Month	2017	2018
April	73	262
May	388	398
June	535	454
July	650	
August	707	
September	843	
October	1,132	
November	1,231	
December	1,249	
January	1,474	
February	1,682	
March	1,688	
April	1,697	
May	1,697	
June	1,697	

QUALITY

	Quantity	Base Number	Contract	AT	Region	England
% of FP17s for the same patient ID Re-attending within 3 months - Children	0	2	0.0%	11.8%	11.6%	12.0%
% of FP17s for the same patient ID Re-attending within 3 months - Adults	0	155	0.0%	16.4%	15.9%	16.0%
% of FP17s for the same patient ID Re-attending between 3 & 9 months - Children	0	2	0.0%	55.3%	60.4%	58.0%
% of FP17s for the same patient ID Re-attending between 3 & 9 months - Adults	0	155	0.0%	48.9%	52.3%	50.9%
% of FP17s for Band 1 Urgent Courses	0	154	0.0%	10.6%	9.5%	9.1%
% of FP17s Relating to Free Repair or Replacements	0	154	0.0%	0.6%	0.7%	0.8%
% of FP17s Relating to Continuations	0	154	0.0%	0.8%	1.0%	1.1%
% of Patients satisfied with the dentistry they have received	0	0	N/A	90.0%	91.9%	91.7%
% of Patients satisfied with the time they had to wait for an appointment	0	0	N/A	87.2%	88.0%	88.0%

* This is based on patients treated on this contract for their most recent course of treatment. Figures in italics indicate the base number of FP17s or Patient Questionnaire responses are less than 100. N/A is shown where the base number of responses is less than 10 during the period. % is calculated as Quantity/Base number*100

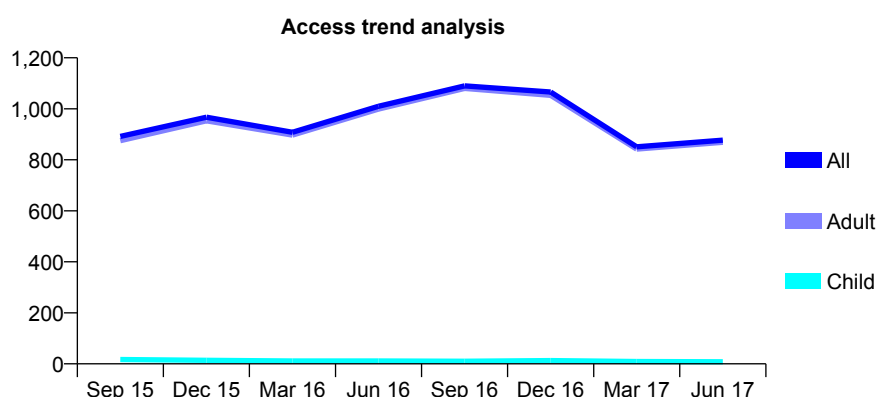
Q67 - Vital Signs At a Glance Contract Report for 101370/0138 - June 2017

Name or company name	Petrie Tucker and Partners Ltd
Contract type name	PDS Contract
Purpose of contract	General
Contract start date	01/04/2014
Contract end date	31/03/2018

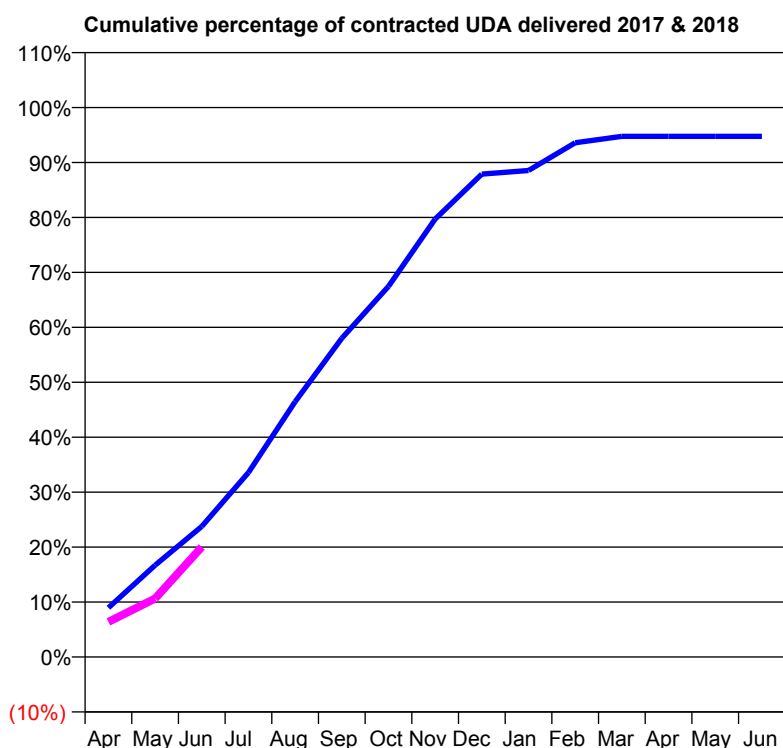
17/18 Contracted general activity (UDA)	3,100
Carry forward general activity (UDA)	0
17/18 Contracted orthodontic activity (UOA)	0
Carry forward orthodontic activity (UOA)	0
Baseline contract value	£233,025.68

ACCESS*

Patients seen in 24 months	Total	Change since previous quarter
Quarter ending June 2016	1,010	
Quarter ending September 2016	1,090	↑
Quarter ending December 2016	1,066	↓
Quarter ending March 2017	851	↓
Quarter ending June 2017	877	↑
Variance since June 2016	(13.2%)	↓



ACTIVITY



Adjusted Scheduled Activity (UDA)		
Month	2017	2018
April	278	198
May	518	330
June	737	621
July	1,041	
August	1,440	
September	1,798	
October	2,091	
November	2,471	
December	2,724	
January	2,745	
February	2,901	
March	2,937	
April	2,937	
May	2,937	
June	2,937	

QUALITY

	Quantity	Base Number	Contract	AT	Region	England
% of FP17s for the same patient ID Re-attending within 3 months - Children	0	5	0.0%	11.8%	11.6%	12.0%
% of FP17s for the same patient ID Re-attending within 3 months - Adults	0	202	0.0%	16.4%	15.9%	16.0%
% of FP17s for the same patient ID Re-attending between 3 & 9 months - Children	0	5	0.0%	55.3%	60.4%	58.0%
% of FP17s for the same patient ID Re-attending between 3 & 9 months - Adults	0	202	0.0%	48.9%	52.3%	50.9%
% of FP17s for Band 1 Urgent Courses	0	207	0.0%	10.6%	9.5%	9.1%
% of FP17s Relating to Free Repair or Replacements	0	207	0.0%	0.6%	0.7%	0.8%
% of FP17s Relating to Continuations	0	207	0.0%	0.8%	1.0%	1.1%
% of Patients satisfied with the dentistry they have received	4	4	N/A	90.0%	91.9%	91.7%
% of Patients satisfied with the time they had to wait for an appointment	2	4	N/A	87.2%	88.0%	88.0%

* This is based on patients treated on this contract for their most recent course of treatment. Figures in italics indicate the base number of FP17s or Patient Questionnaire responses are less than 100. N/A is shown where the base number of responses is less than 10 during the period. % is calculated as Quantity/Base number*100

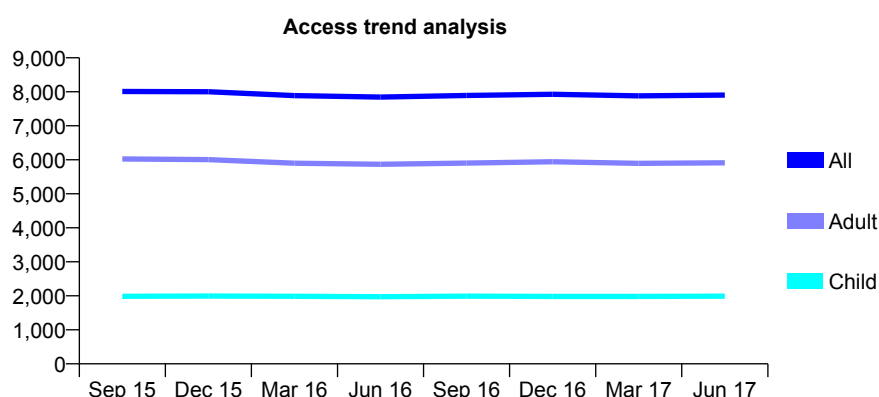
Q67 - Vital Signs At a Glance Contract Report for 101435/0142 - June 2017

Name or company name	IDH Limited
Contract type name	GDS Contract
Purpose of contract	General
Contract start date	01/06/2011
Contract end date	

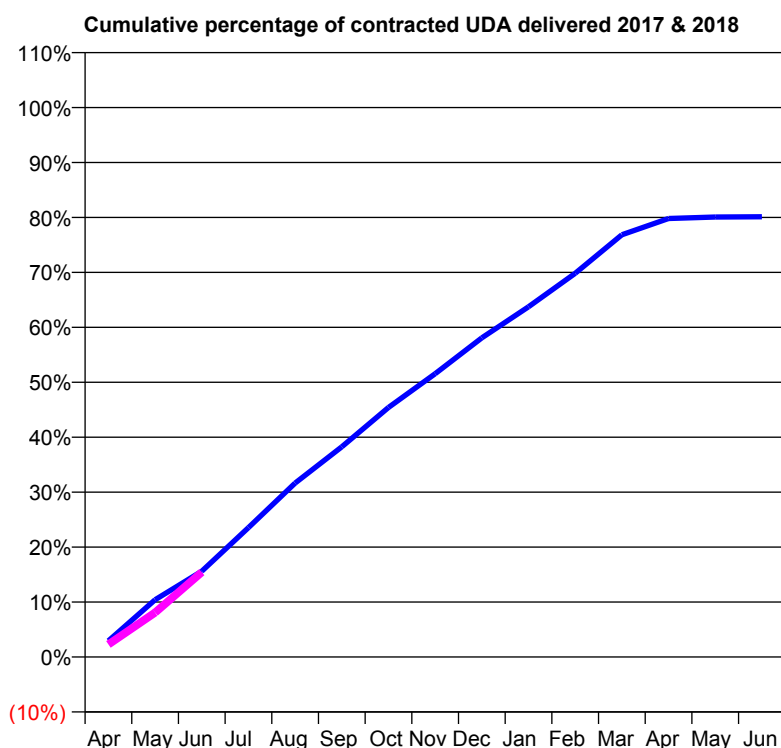
17/18 Contracted general activity (UDA)	26,899
Carry forward general activity (UDA)	0
17/18 Contracted orthodontic activity (UOA)	0
Carry forward orthodontic activity (UOA)	0
Baseline contract value	£643,118.33

ACCESS*

Patients seen in 24 months	Total	Change since previous quarter
Quarter ending June 2016	7,844	
Quarter ending September 2016	7,892	→
Quarter ending December 2016	7,927	→
Quarter ending March 2017	7,879	→
Quarter ending June 2017	7,905	→
Variance since June 2016	0.8%	→



ACTIVITY



Adjusted Scheduled Activity (UDA)		
Month	2017	2018
April	793	619
May	2,802	2,177
June	4,197	4,152
July	6,332	
August	8,517	
September	10,290	
October	12,219	
November	13,867	
December	15,621	
January	17,145	
February	18,780	
March	20,671	
April	21,466	
May	21,538	
June	21,551	

QUALITY

	Quantity	Base Number	Contract	AT	Region	England
% of FP17s for the same patient ID Re-attending within 3 months - Children	26	666	3.9%	11.8%	11.6%	12.0%
% of FP17s for the same patient ID Re-attending within 3 months - Adults	176	1,783	9.9%	16.4%	15.9%	16.0%
% of FP17s for the same patient ID Re-attending between 3 & 9 months - Children	378	666	56.8%	55.3%	60.4%	58.0%
% of FP17s for the same patient ID Re-attending between 3 & 9 months - Adults	895	1,783	50.2%	48.9%	52.3%	50.9%
% of FP17s for Band 1 Urgent Courses	137	1,976	6.9%	10.6%	9.5%	9.1%
% of FP17s Relating to Free Repair or Replacements	13	1,976	0.7%	0.6%	0.7%	0.8%
% of FP17s Relating to Continuations	28	1,976	1.4%	0.8%	1.0%	1.1%
% of Patients satisfied with the dentistry they have received	18	21	85.7%	90.0%	91.9%	91.7%
% of Patients satisfied with the time they had to wait for an appointment	19	21	90.5%	87.2%	88.0%	88.0%

* This is based on patients treated on this contract for their most recent course of treatment. Figures in italics indicate the base number of FP17s or Patient Questionnaire responses are less than 100. N/A is shown where the base number of responses is less than 10 during the period. % is calculated as Quantity/Base number*100

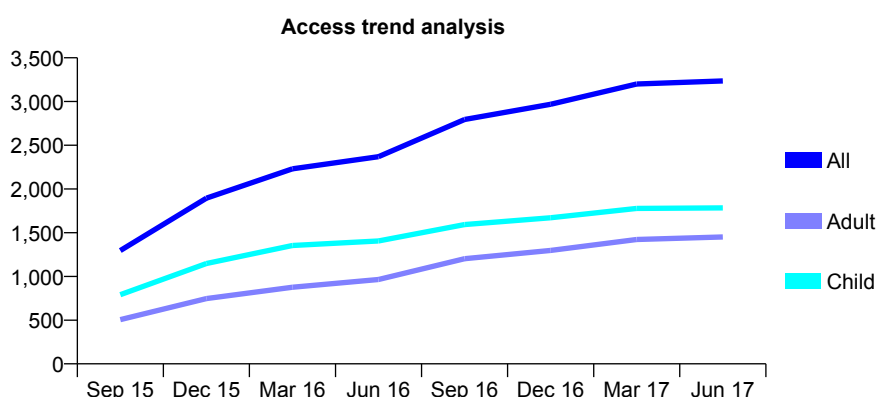
Q67 - Vital Signs At a Glance Contract Report for 102040/0001 - June 2017

Name or company name	Dr Fayaz Jetha
Contract type name	GDS Contract
Purpose of contract	General
Contract start date	20/04/2015
Contract end date	

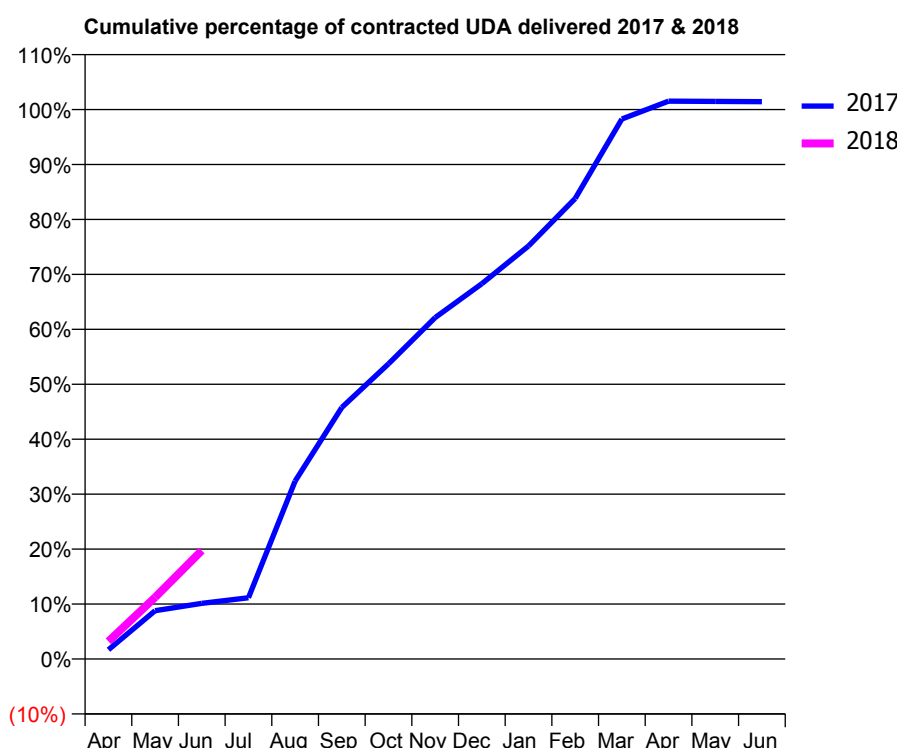
17/18 Contracted general activity (UDA)	8,926
Carry forward general activity (UDA)	0
17/18 Contracted orthodontic activity (UOA)	0
Carry forward orthodontic activity (UOA)	0
Baseline contract value	£217,765.43

ACCESS*

Patients seen in 24 months	Total	Change since previous quarter
Quarter ending June 2016	2,369	
Quarter ending September 2016	2,795	↑
Quarter ending December 2016	2,968	↑
Quarter ending March 2017	3,200	↑
Quarter ending June 2017	3,235	→
Variance since June 2016	36.6%	↑



ACTIVITY



Adjusted Scheduled Activity (UDA)		
Month	2017	2018
April	152	286
May	785	1,001
June	904	1,762
July	994	
August	2,890	
September	4,086	
October	4,794	
November	5,547	
December	6,096	
January	6,709	
February	7,481	
March	8,771	
April	9,063	
May	9,057	
June	9,053	

QUALITY

	Quantity	Base Number	Contract	AT	Region	England
% of FP17s for the same patient ID Re-attending within 3 months - Children	25	541	4.6%	11.8%	11.6%	12.0%
% of FP17s for the same patient ID Re-attending within 3 months - Adults	52	377	13.8%	16.4%	15.9%	16.0%
% of FP17s for the same patient ID Re-attending between 3 & 9 months - Children	292	541	54.0%	55.3%	60.4%	58.0%
% of FP17s for the same patient ID Re-attending between 3 & 9 months - Adults	144	377	38.2%	48.9%	52.3%	50.9%
% of FP17s for Band 1 Urgent Courses	81	790	10.3%	10.6%	9.5%	9.1%
% of FP17s Relating to Free Repair or Replacements	0	790	0.0%	0.6%	0.7%	0.8%
% of FP17s Relating to Continuations	0	790	0.0%	0.8%	1.0%	1.1%
% of Patients satisfied with the dentistry they have received	3	3	N/A	90.0%	91.9%	91.7%
% of Patients satisfied with the time they had to wait for an appointment	3	3	N/A	87.2%	88.0%	88.0%

* This is based on patients treated on this contract for their most recent course of treatment. Figures in italics indicate the base number of FP17s or Patient Questionnaire responses are less than 100. N/A is shown where the base number of responses is less than 10 during the period. % is calculated as Quantity/Base number*100

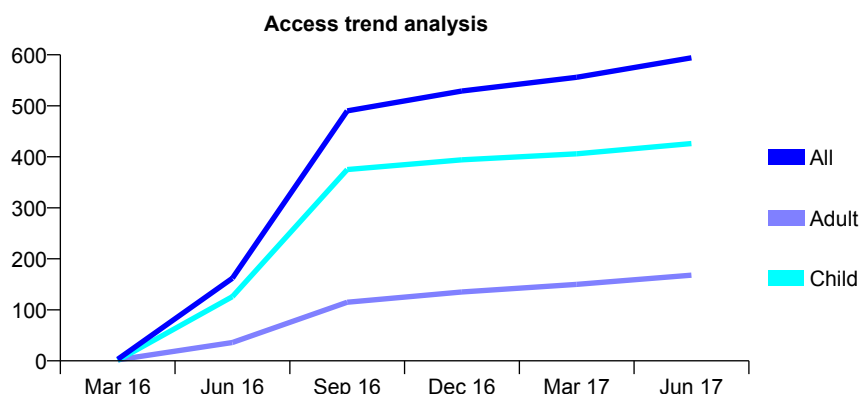
Q67 - Vital Signs At a Glance Contract Report for 103705/0001 - June 2017

Name or company name	Fourways Dental Surgery
Contract type name	GDS Contract
Purpose of contract	General
Contract start date	20/12/2015
Contract end date	

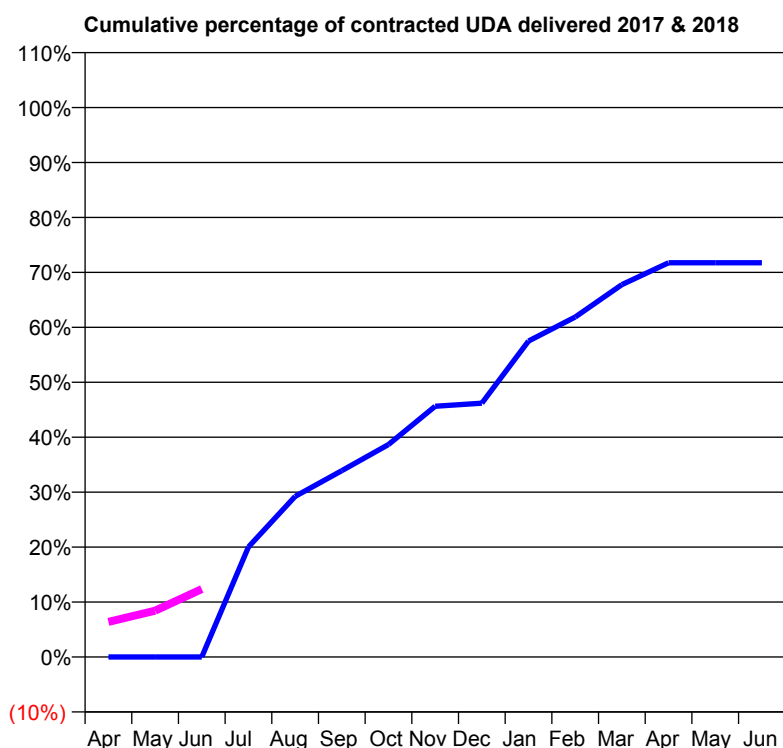
17/18 Contracted general activity (UDA)	1,460
Carry forward general activity (UDA)	0
17/18 Contracted orthodontic activity (UOA)	0
Carry forward orthodontic activity (UOA)	0
Baseline contract value	£35,696.94

ACCESS*

Patients seen in 24 months	Total	Change since previous quarter
Quarter ending June 2016	162	
Quarter ending September 2016	490	↑
Quarter ending December 2016	529	↑
Quarter ending March 2017	556	↑
Quarter ending June 2017	594	↑
Variance since June 2016	266.7%	↑



ACTIVITY



Adjusted Scheduled Activity (UDA)		
Month	2017	2018
April	0	93
May	0	123
June	0	180
July	292	
August	427	
September	495	
October	565	
November	666	
December	674	
January	840	
February	903	
March	989	
April	1,047	
May	1,047	
June	1,047	

QUALITY

	Quantity	Base Number	Contract	AT	Region	England
% of FP17s for the same patient ID Re-attending within 3 months - Children	7	146	4.8%	11.8%	11.6%	12.0%
% of FP17s for the same patient ID Re-attending within 3 months - Adults	3	33	9.1%	16.4%	15.9%	16.0%
% of FP17s for the same patient ID Re-attending between 3 & 9 months - Children	76	146	52.1%	55.3%	60.4%	58.0%
% of FP17s for the same patient ID Re-attending between 3 & 9 months - Adults	16	33	48.5%	48.9%	52.3%	50.9%
% of FP17s for Band 1 Urgent Courses	7	133	5.3%	10.6%	9.5%	9.1%
% of FP17s Relating to Free Repair or Replacements	0	133	0.0%	0.6%	0.7%	0.8%
% of FP17s Relating to Continuations	0	133	0.0%	0.8%	1.0%	1.1%
% of Patients satisfied with the dentistry they have received	1	1	N/A	90.0%	91.9%	91.7%
% of Patients satisfied with the time they had to wait for an appointment	1	1	N/A	87.2%	88.0%	88.0%

* This is based on patients treated on this contract for their most recent course of treatment. Figures in italics indicate the base number of FP17s or Patient Questionnaire responses are less than 100. N/A is shown where the base number of responses is less than 10 during the period. % is calculated as Quantity/Base number*100

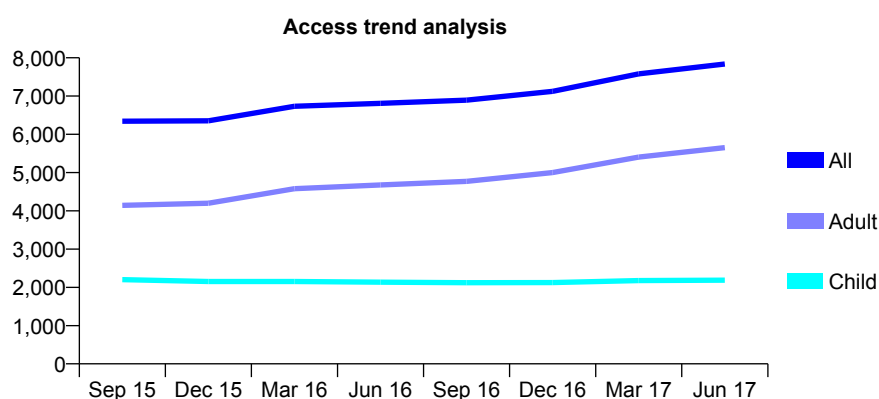
Q67 - Vital Signs At a Glance Contract Report for 104981/0001 - June 2017

Name or company name	Pennypot Dental Practice Ltd
Contract type name	GDS Contract
Purpose of contract	General
Contract start date	11/04/2011
Contract end date	

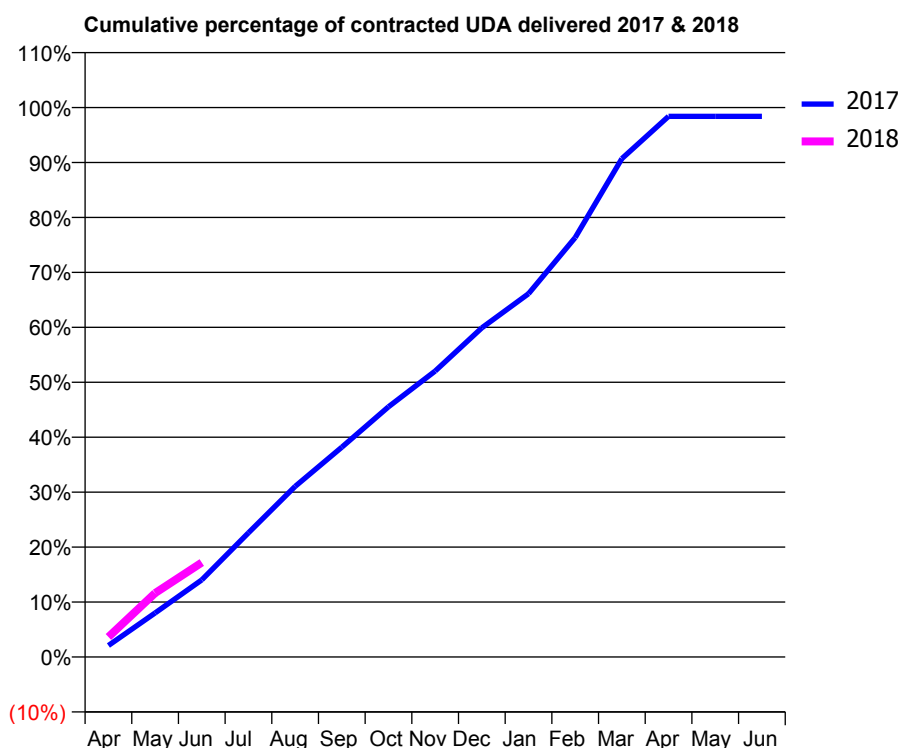
17/18 Contracted general activity (UDA)	22,682
Carry forward general activity (UDA)	0
17/18 Contracted orthodontic activity (UOA)	0
Carry forward orthodontic activity (UOA)	0
Baseline contract value	£587,866.65

ACCESS*

Patients seen in 24 months	Total	Change since previous quarter
Quarter ending June 2016	6,811	
Quarter ending September 2016	6,893	→
Quarter ending December 2016	7,124	↑
Quarter ending March 2017	7,581	↑
Quarter ending June 2017	7,838	↑
Variance since June 2016	15.1%	↑



ACTIVITY



Adjusted Scheduled Activity (UDA)		
Month	2017	2018
April	476	826
May	1,818	2,639
June	3,183	3,900
July	5,127	
August	7,042	
September	8,659	
October	10,326	
November	11,805	
December	13,586	
January	14,997	
February	17,311	
March	20,570	
April	22,317	
May	22,317	
June	22,317	

QUALITY

	Quantity	Base Number	Contract	AT	Region	England
% of FP17s for the same patient ID Re-attending within 3 months - Children	69	864	8.0%	11.8%	11.6%	12.0%
% of FP17s for the same patient ID Re-attending within 3 months - Adults	270	1,922	14.0%	16.4%	15.9%	16.0%
% of FP17s for the same patient ID Re-attending between 3 & 9 months - Children	526	864	60.9%	55.3%	60.4%	58.0%
% of FP17s for the same patient ID Re-attending between 3 & 9 months - Adults	853	1,922	44.4%	48.9%	52.3%	50.9%
% of FP17s for Band 1 Urgent Courses	291	2,222	13.1%	10.6%	9.5%	9.1%
% of FP17s Relating to Free Repair or Replacements	10	2,222	0.5%	0.6%	0.7%	0.8%
% of FP17s Relating to Continuations	16	2,222	0.7%	0.8%	1.0%	1.1%
% of Patients satisfied with the dentistry they have received	21	23	91.3%	90.0%	91.9%	91.7%
% of Patients satisfied with the time they had to wait for an appointment	21	23	91.3%	87.2%	88.0%	88.0%

* This is based on patients treated on this contract for their most recent course of treatment. Figures in italics indicate the base number of FP17s or Patient Questionnaire responses are less than 100. N/A is shown where the base number of responses is less than 10 during the period. % is calculated as Quantity/Base number*100

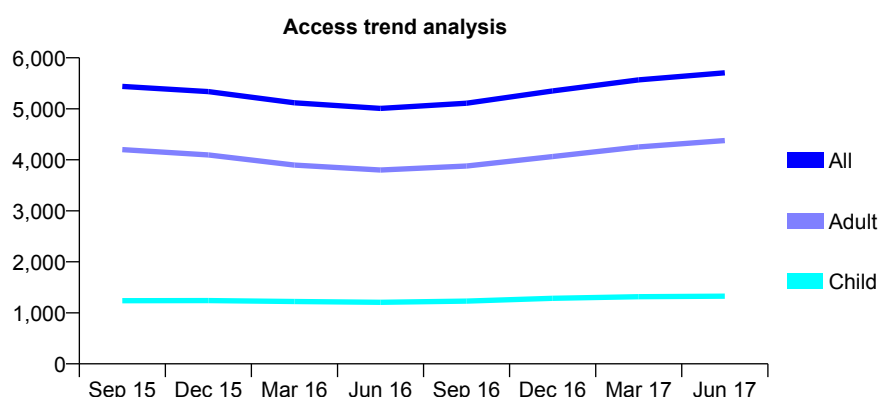
Q67 - Vital Signs At a Glance Contract Report for 104981/0002 - June 2017

Name or company name	Pennypot Dental Practice Ltd
Contract type name	GDS Contract
Purpose of contract	General
Contract start date	11/04/2011
Contract end date	

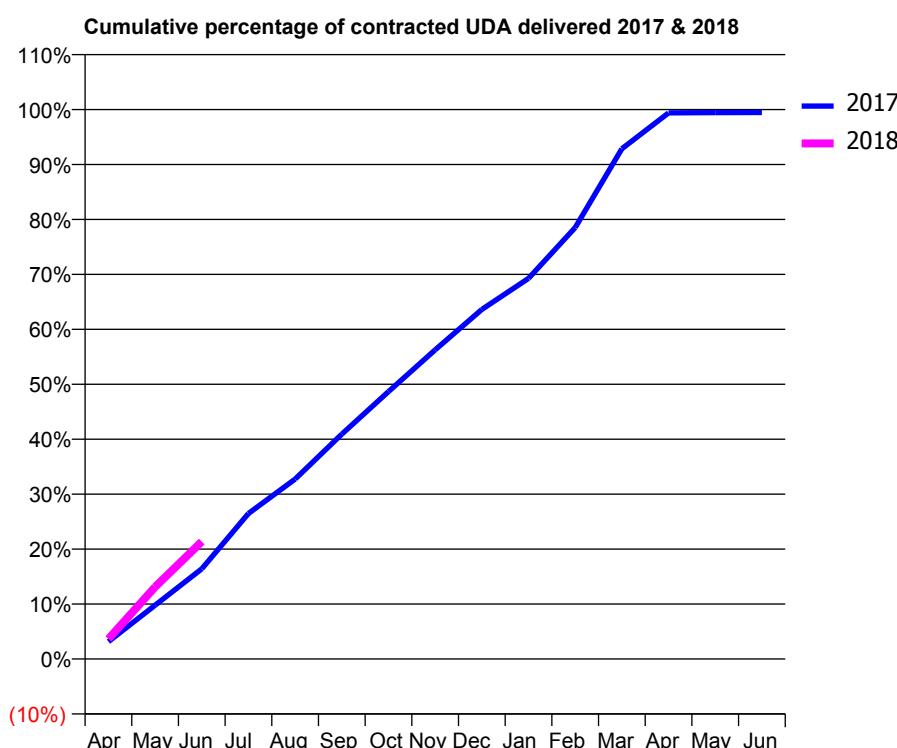
17/18 Contracted general activity (UDA)	15,124
Carry forward general activity (UDA)	0
17/18 Contracted orthodontic activity (UOA)	0
Carry forward orthodontic activity (UOA)	0
Baseline contract value	£391,911.09

ACCESS*

Patients seen in 24 months	Total	Change since previous quarter
Quarter ending June 2016	5,007	
Quarter ending September 2016	5,109	↑
Quarter ending December 2016	5,350	↑
Quarter ending March 2017	5,567	↑
Quarter ending June 2017	5,705	↑
Variance since June 2016	13.9%	↑



ACTIVITY



Adjusted Scheduled Activity (UDA)		
Month	2017	2018
April	479	552
May	1,480	1,985
June	2,482	3,232
July	4,005	
August	4,953	
September	6,188	
October	7,360	
November	8,509	
December	9,623	
January	10,476	
February	11,874	
March	14,045	
April	15,033	
May	15,040	
June	15,041	

QUALITY

	Quantity	Base Number	Contract	AT	Region	England
% of FP17s for the same patient ID Re-attending within 3 months - Children	23	534	4.3%	11.8%	11.6%	12.0%
% of FP17s for the same patient ID Re-attending within 3 months - Adults	191	1,719	11.1%	16.4%	15.9%	16.0%
% of FP17s for the same patient ID Re-attending between 3 & 9 months - Children	371	534	69.5%	55.3%	60.4%	58.0%
% of FP17s for the same patient ID Re-attending between 3 & 9 months - Adults	815	1,719	47.4%	48.9%	52.3%	50.9%
% of FP17s for Band 1 Urgent Courses	181	1,860	9.7%	10.6%	9.5%	9.1%
% of FP17s Relating to Free Repair or Replacements	8	1,860	0.4%	0.6%	0.7%	0.8%
% of FP17s Relating to Continuations	9	1,860	0.5%	0.8%	1.0%	1.1%
% of Patients satisfied with the dentistry they have received	12	14	85.7%	90.0%	91.9%	91.7%
% of Patients satisfied with the time they had to wait for an appointment	13	14	92.9%	87.2%	88.0%	88.0%

* This is based on patients treated on this contract for their most recent course of treatment. Figures in italics indicate the base number of FP17s or Patient Questionnaire responses are less than 100. N/A is shown where the base number of responses is less than 10 during the period. % is calculated as Quantity/Base number*100

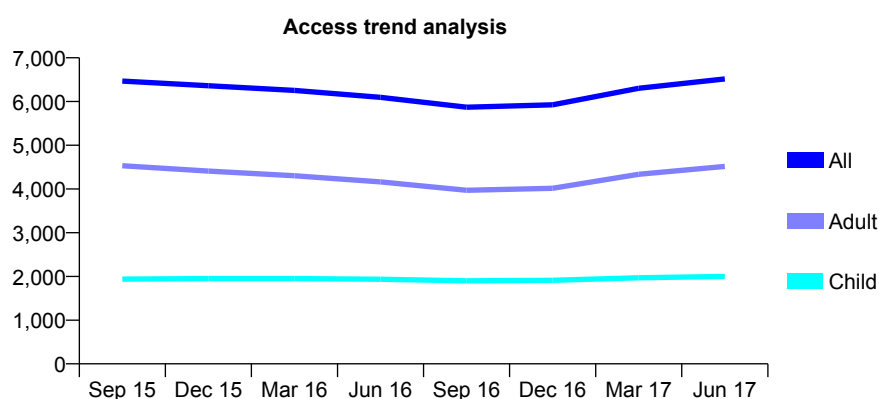
Q67 - Vital Signs At a Glance Contract Report for 104981/0003 - June 2017

Name or company name	Pennypot Dental Practice Ltd
Contract type name	GDS Contract
Purpose of contract	General
Contract start date	11/04/2011
Contract end date	

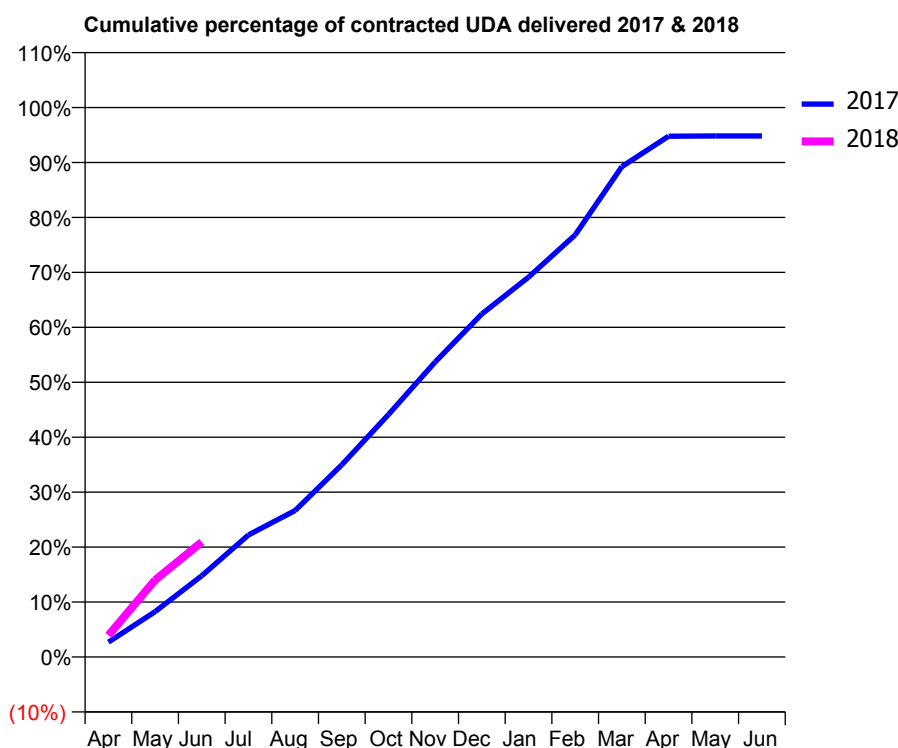
17/18 Contracted general activity (UDA)	16,000
Carry forward general activity (UDA)	0
17/18 Contracted orthodontic activity (UOA)	0
Carry forward orthodontic activity (UOA)	0
Baseline contract value	£404,447.13

ACCESS*

Patients seen in 24 months	Total	Change since previous quarter
Quarter ending June 2016	6,095	
Quarter ending September 2016	5,870	↓
Quarter ending December 2016	5,926	→
Quarter ending March 2017	6,303	↑
Quarter ending June 2017	6,516	↑
Variance since June 2016	6.9%	↑



ACTIVITY



Adjusted Scheduled Activity (UDA)		
Month	2017	2018
April	431	630
May	1,320	2,242
June	2,368	3,350
July	3,556	
August	4,265	
September	5,597	
October	7,062	
November	8,589	
December	9,989	
January	11,060	
February	12,292	
March	14,280	
April	15,164	
May	15,170	
June	15,173	

QUALITY

	Quantity	Base Number	Contract	AT	Region	England
% of FP17s for the same patient ID Re-attending within 3 months - Children	40	768	5.2%	11.8%	11.6%	12.0%
% of FP17s for the same patient ID Re-attending within 3 months - Adults	188	1,821	10.3%	16.4%	15.9%	16.0%
% of FP17s for the same patient ID Re-attending between 3 & 9 months - Children	498	768	64.8%	55.3%	60.4%	58.0%
% of FP17s for the same patient ID Re-attending between 3 & 9 months - Adults	1,040	1,821	57.1%	48.9%	52.3%	50.9%
% of FP17s for Band 1 Urgent Courses	220	2,122	10.4%	10.6%	9.5%	9.1%
% of FP17s Relating to Free Repair or Replacements	0	2,122	0.0%	0.6%	0.7%	0.8%
% of FP17s Relating to Continuations	1	2,122	0.0%	0.8%	1.0%	1.1%
% of Patients satisfied with the dentistry they have received	17	21	81.0%	90.0%	91.9%	91.7%
% of Patients satisfied with the time they had to wait for an appointment	17	21	81.0%	87.2%	88.0%	88.0%

* This is based on patients treated on this contract for their most recent course of treatment. Figures in italics indicate the base number of FP17s or Patient Questionnaire responses are less than 100. N/A is shown where the base number of responses is less than 10 during the period. % is calculated as Quantity/Base number*100

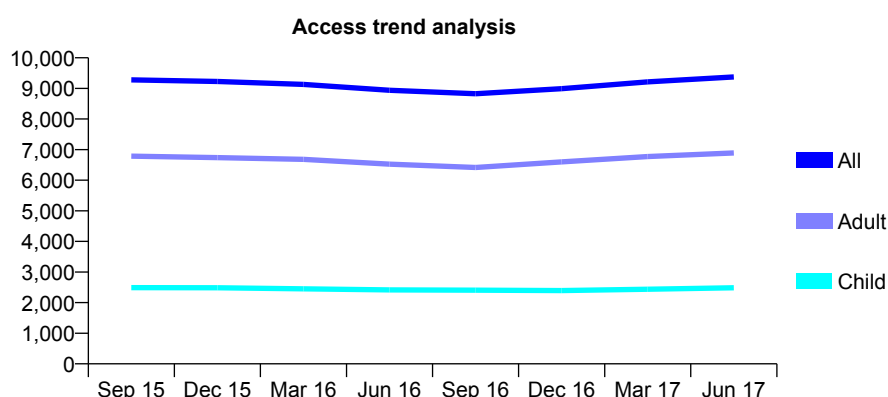
Q67 - Vital Signs At a Glance Contract Report for 104981/0004 - June 2017

Name or company name	Pennypot Dental Practice Ltd
Contract type name	GDS Contract
Purpose of contract	General
Contract start date	11/04/2011
Contract end date	

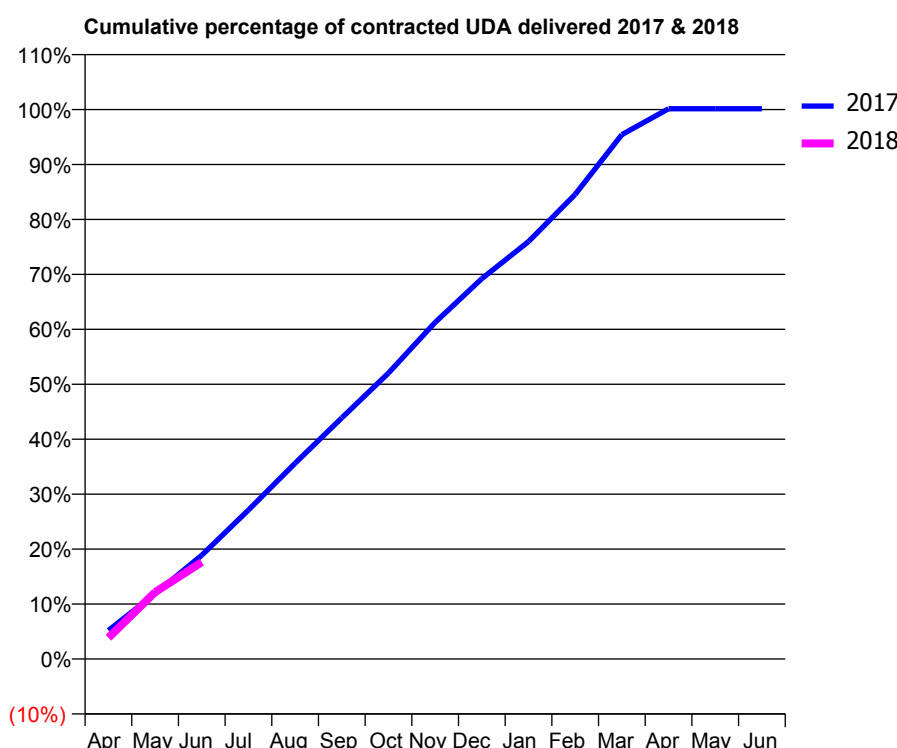
17/18 Contracted general activity (UDA)	24,000
Carry forward general activity (UDA)	0
17/18 Contracted orthodontic activity (UOA)	0
Carry forward orthodontic activity (UOA)	0
Baseline contract value	£606,670.71

ACCESS*

Patients seen in 24 months	Total	Change since previous quarter
Quarter ending June 2016	8,940	
Quarter ending September 2016	8,824	↓
Quarter ending December 2016	8,993	→
Quarter ending March 2017	9,214	↑
Quarter ending June 2017	9,376	→
Variance since June 2016	4.9%	↑



ACTIVITY



Adjusted Scheduled Activity (UDA)		
Month	2017	2018
April	1,247	928
May	2,858	2,920
June	4,536	4,234
July	6,510	
August	8,553	
September	10,534	
October	12,491	
November	14,701	
December	16,616	
January	18,231	
February	20,294	
March	22,906	
April	24,032	
May	24,033	
June	24,033	

QUALITY

	Quantity	Base Number	Contract	AT	Region	England
% of FP17s for the same patient ID Re-attending within 3 months - Children	48	890	5.4%	11.8%	11.6%	12.0%
% of FP17s for the same patient ID Re-attending within 3 months - Adults	224	2,356	9.5%	16.4%	15.9%	16.0%
% of FP17s for the same patient ID Re-attending between 3 & 9 months - Children	619	890	69.6%	55.3%	60.4%	58.0%
% of FP17s for the same patient ID Re-attending between 3 & 9 months - Adults	1,348	2,356	57.2%	48.9%	52.3%	50.9%
% of FP17s for Band 1 Urgent Courses	224	2,635	8.5%	10.6%	9.5%	9.1%
% of FP17s Relating to Free Repair or Replacements	8	2,635	0.3%	0.6%	0.7%	0.8%
% of FP17s Relating to Continuations	7	2,635	0.3%	0.8%	1.0%	1.1%
% of Patients satisfied with the dentistry they have received	37	41	90.2%	90.0%	91.9%	91.7%
% of Patients satisfied with the time they had to wait for an appointment	37	41	90.2%	87.2%	88.0%	88.0%

* This is based on patients treated on this contract for their most recent course of treatment. Figures in italics indicate the base number of FP17s or Patient Questionnaire responses are less than 100. N/A is shown where the base number of responses is less than 10 during the period. % is calculated as Quantity/Base number*100

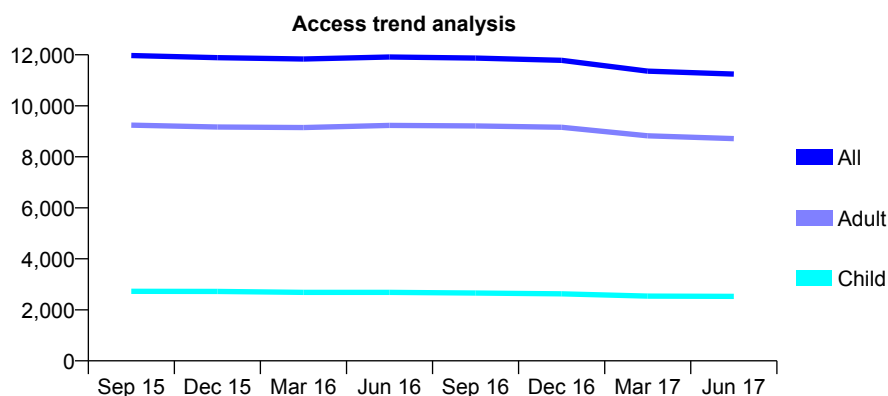
Q67 - Vital Signs At a Glance Contract Report for 105414/0003 - June 2017

Name or company name	First Choice Dental Limited
Contract type name	GDS Contract
Purpose of contract	General
Contract start date	01/04/2006
Contract end date	

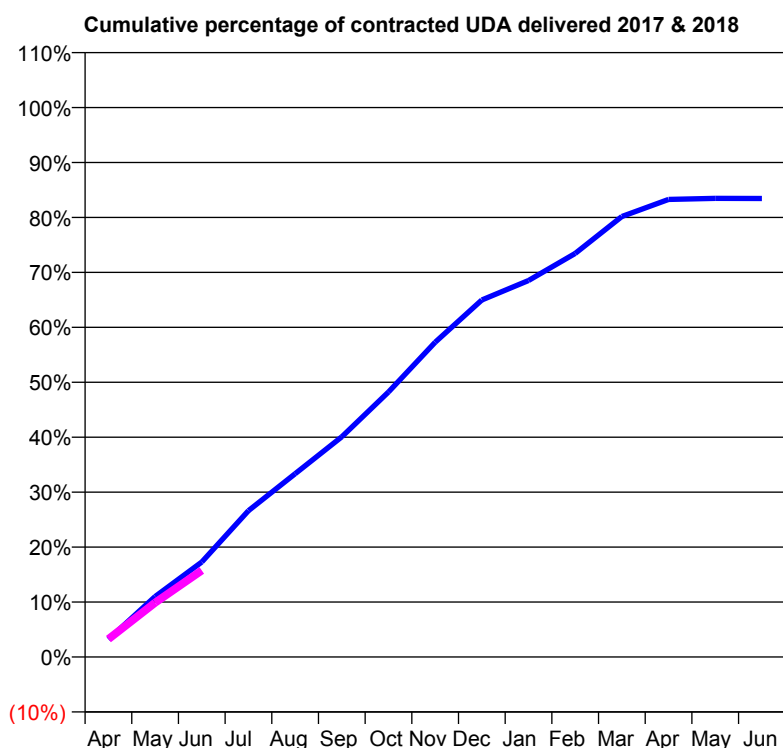
17/18 Contracted general activity (UDA)	36,958
Carry forward general activity (UDA)	0
17/18 Contracted orthodontic activity (UOA)	0
Carry forward orthodontic activity (UOA)	0
Baseline contract value	£821,698.44

ACCESS*

Patients seen in 24 months	Total	Change since previous quarter
Quarter ending June 2016	11,916	
Quarter ending September 2016	11,870	→
Quarter ending December 2016	11,784	→
Quarter ending March 2017	11,362	↓
Quarter ending June 2017	11,242	↓
Variance since June 2016	(5.7%)	↓



ACTIVITY



Adjusted Scheduled Activity (UDA)		
Month	2017	2018
April	1,192	1,205
May	4,071	3,658
June	6,388	5,826
July	9,839	
August	12,328	
September	14,809	
October	17,823	
November	21,169	
December	24,010	
January	25,322	
February	27,143	
March	29,630	
April	30,779	
May	30,844	
June	30,835	

QUALITY

	Quantity	Base Number	Contract	AT	Region	England
% of FP17s for the same patient ID Re-attending within 3 months - Children	35	821	4.3%	11.8%	11.6%	12.0%
% of FP17s for the same patient ID Re-attending within 3 months - Adults	253	2,269	11.2%	16.4%	15.9%	16.0%
% of FP17s for the same patient ID Re-attending between 3 & 9 months - Children	441	821	53.7%	55.3%	60.4%	58.0%
% of FP17s for the same patient ID Re-attending between 3 & 9 months - Adults	1,084	2,269	47.8%	48.9%	52.3%	50.9%
% of FP17s for Band 1 Urgent Courses	181	2,637	6.9%	10.6%	9.5%	9.1%
% of FP17s Relating to Free Repair or Replacements	7	2,637	0.3%	0.6%	0.7%	0.8%
% of FP17s Relating to Continuations	38	2,637	1.4%	0.8%	1.0%	1.1%
% of Patients satisfied with the dentistry they have received	25	28	89.3%	90.0%	91.9%	91.7%
% of Patients satisfied with the time they had to wait for an appointment	25	28	89.3%	87.2%	88.0%	88.0%

* This is based on patients treated on this contract for their most recent course of treatment. Figures in italics indicate the base number of FP17s or Patient Questionnaire responses are less than 100. N/A is shown where the base number of responses is less than 10 during the period. % is calculated as Quantity/Base number*100

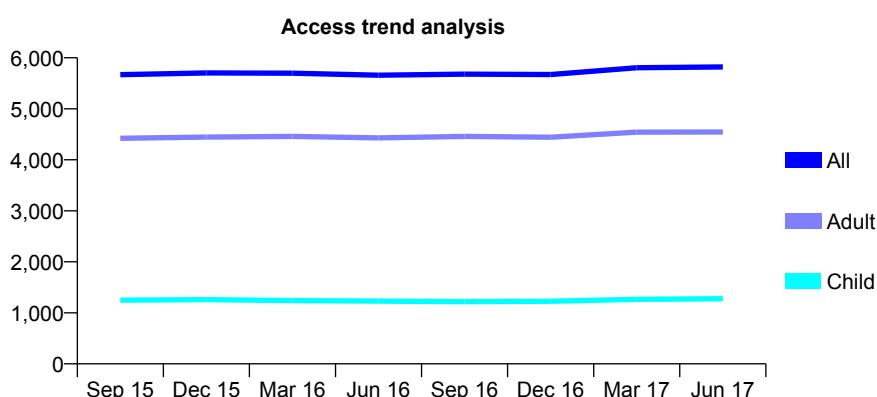
Q67 - Vital Signs At a Glance Contract Report for 105872/0001 - June 2017

Name or company name	Eastgate Dental Practice Ltd
Contract type name	GDS Contract
Purpose of contract	General
Contract start date	01/04/2011
Contract end date	

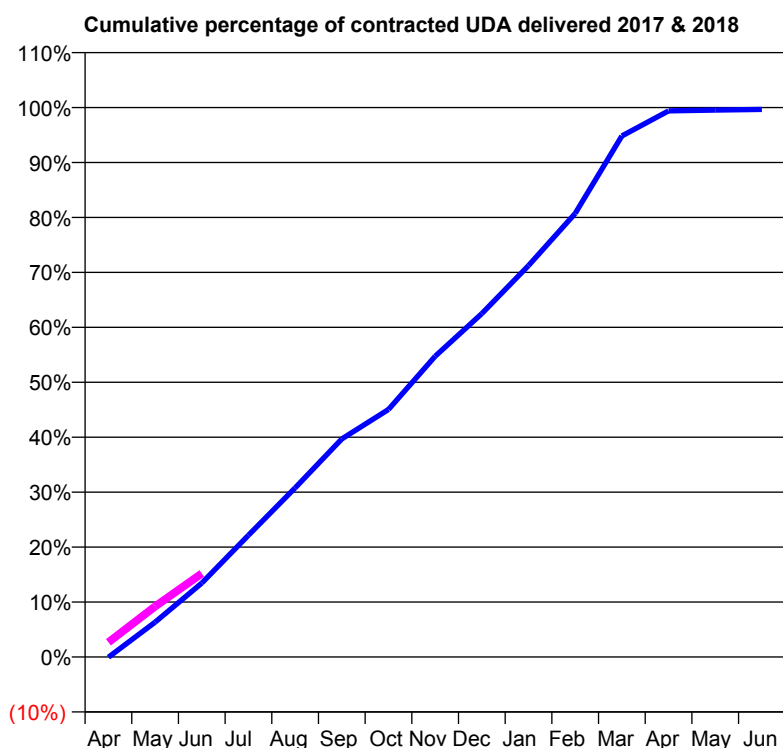
17/18 Contracted general activity (UDA)	14,281
Carry forward general activity (UDA)	0
17/18 Contracted orthodontic activity (UOA)	0
Carry forward orthodontic activity (UOA)	0
Baseline contract value	£364,309.82

ACCESS*

Patients seen in 24 months	Total	Change since previous quarter
Quarter ending June 2016	5,660	
Quarter ending September 2016	5,679	→
Quarter ending December 2016	5,671	→
Quarter ending March 2017	5,806	↑
Quarter ending June 2017	5,820	→
Variance since June 2016	2.8%	↑



ACTIVITY



Month	Adjusted Scheduled Activity (UDA)	
	2017	2018
April	-9	385
May	905	1,315
June	1,920	2,171
July	3,167	
August	4,396	
September	5,667	
October	6,435	
November	7,818	
December	8,926	
January	10,173	
February	11,528	
March	13,540	
April	14,194	
May	14,213	
June	14,231	

QUALITY

	Quantity	Base Number	Contract	AT	Region	England
% of FP17s for the same patient ID Re-attending within 3 months - Children	27	284	9.5%	11.8%	11.6%	12.0%
% of FP17s for the same patient ID Re-attending within 3 months - Adults	210	1,037	20.3%	16.4%	15.9%	16.0%
% of FP17s for the same patient ID Re-attending between 3 & 9 months - Children	119	284	41.9%	55.3%	60.4%	58.0%
% of FP17s for the same patient ID Re-attending between 3 & 9 months - Adults	348	1,037	33.6%	48.9%	52.3%	50.9%
% of FP17s for Band 1 Urgent Courses	152	936	16.2%	10.6%	9.5%	9.1%
% of FP17s Relating to Free Repair or Replacements	5	936	0.5%	0.6%	0.7%	0.8%
% of FP17s Relating to Continuations	12	936	1.3%	0.8%	1.0%	1.1%
% of Patients satisfied with the dentistry they have received	22	26	84.6%	90.0%	91.9%	91.7%
% of Patients satisfied with the time they had to wait for an appointment	21	26	80.8%	87.2%	88.0%	88.0%

* This is based on patients treated on this contract for their most recent course of treatment. Figures in italics indicate the base number of FP17s or Patient Questionnaire responses are less than 100. N/A is shown where the base number of responses is less than 10 during the period. % is calculated as Quantity/Base number*100

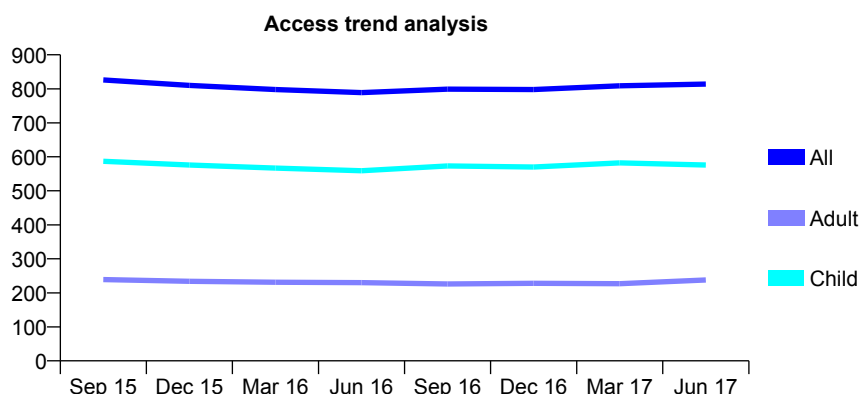
Q67 - Vital Signs At a Glance Contract Report for 107417/0001 - June 2017

Name or company name	Andrew House Dental Practice
Contract type name	GDS Contract
Purpose of contract	General
Contract start date	01/11/2010
Contract end date	

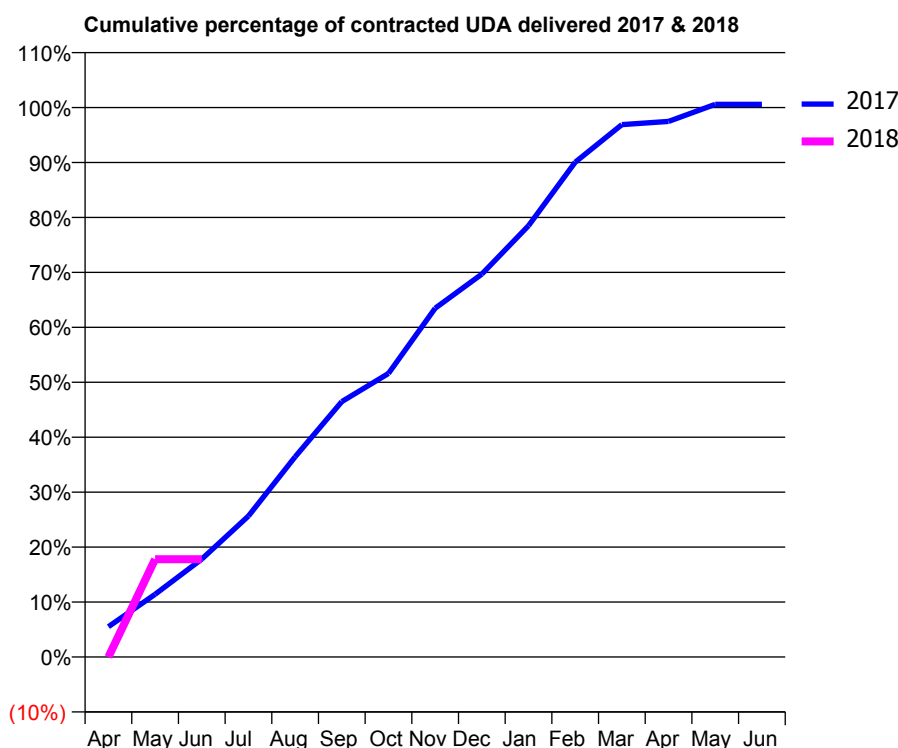
17/18 Contracted general activity (UDA)	2,448
Carry forward general activity (UDA)	0
17/18 Contracted orthodontic activity (UOA)	0
Carry forward orthodontic activity (UOA)	0
Baseline contract value	£59,854.40

ACCESS*

Patients seen in 24 months	Total	Change since previous quarter
Quarter ending June 2016	789	
Quarter ending September 2016	799	→
Quarter ending December 2016	798	→
Quarter ending March 2017	809	→
Quarter ending June 2017	814	→
Variance since June 2016	3.2%	↑



ACTIVITY



Adjusted Scheduled Activity (UDA)		
Month	2017	2018
April	135	0
May	279	436
June	436	436
July	628	
August	892	
September	1,138	
October	1,263	
November	1,554	
December	1,706	
January	1,921	
February	2,204	
March	2,372	
April	2,386	
May	2,462	
June	2,462	

QUALITY

	Quantity	Base Number	Contract	AT	Region	England
% of FP17s for the same patient ID Re-attending within 3 months - Children	7	228	3.1%	11.8%	11.6%	12.0%
% of FP17s for the same patient ID Re-attending within 3 months - Adults	13	66	19.7%	16.4%	15.9%	16.0%
% of FP17s for the same patient ID Re-attending between 3 & 9 months - Children	162	228	71.1%	55.3%	60.4%	58.0%
% of FP17s for the same patient ID Re-attending between 3 & 9 months - Adults	32	66	48.5%	48.9%	52.3%	50.9%
% of FP17s for Band 1 Urgent Courses	14	241	5.8%	10.6%	9.5%	9.1%
% of FP17s Relating to Free Repair or Replacements	0	241	0.0%	0.6%	0.7%	0.8%
% of FP17s Relating to Continuations	0	241	0.0%	0.8%	1.0%	1.1%
% of Patients satisfied with the dentistry they have received	6	6	N/A	90.0%	91.9%	91.7%
% of Patients satisfied with the time they had to wait for an appointment	6	6	N/A	87.2%	88.0%	88.0%

* This is based on patients treated on this contract for their most recent course of treatment. Figures in italics indicate the base number of FP17s or Patient Questionnaire responses are less than 100. N/A is shown where the base number of responses is less than 10 during the period. % is calculated as Quantity/Base number*100

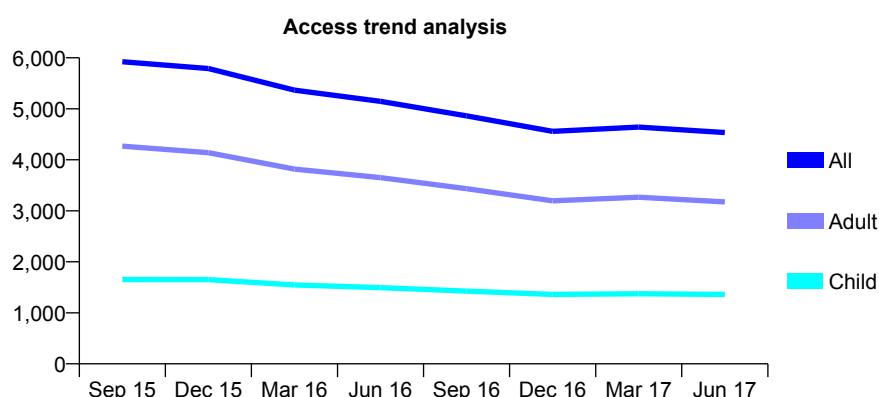
Q67 - Vital Signs At a Glance Contract Report for 108030/0001 - June 2017

Name or company name	Longford Dental Centre
Contract type name	GDS Contract
Purpose of contract	General
Contract start date	01/09/2009
Contract end date	

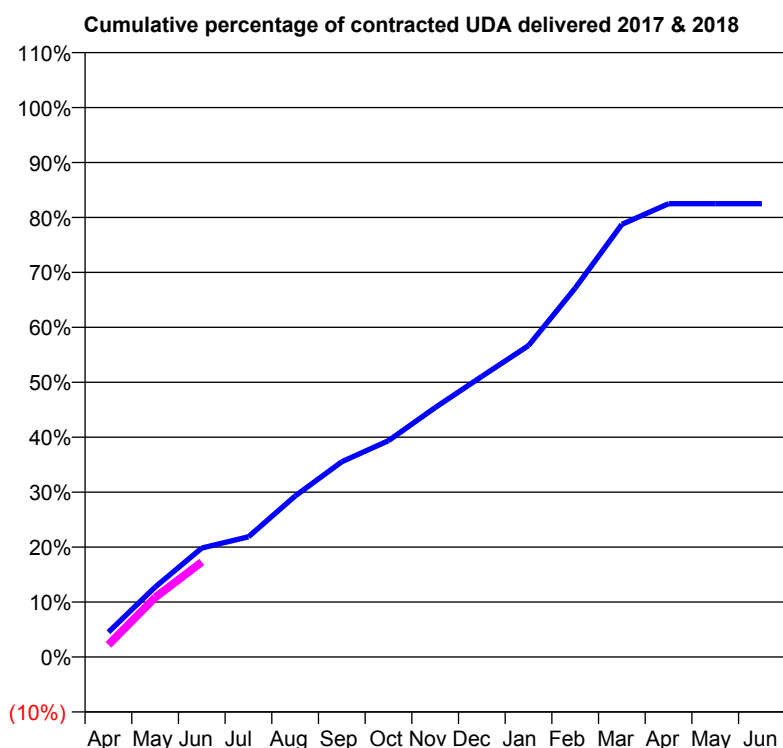
17/18 Contracted general activity (UDA)	14,535
Carry forward general activity (UDA)	0
17/18 Contracted orthodontic activity (UOA)	0
Carry forward orthodontic activity (UOA)	0
Baseline contract value	£387,079.49

ACCESS*

Patients seen in 24 months	Total	Change since previous quarter
Quarter ending June 2016	5,147	
Quarter ending September 2016	4,861	↓
Quarter ending December 2016	4,557	↓
Quarter ending March 2017	4,641	→
Quarter ending June 2017	4,535	↓
Variance since June 2016	(11.9%)	↓



ACTIVITY



Adjusted Scheduled Activity (UDA)		
Month	2017	2018
April	658	324
May	1,849	1,573
June	2,883	2,513
July	3,180	
August	4,259	
September	5,164	
October	5,724	
November	6,597	
December	7,424	
January	8,237	
February	9,759	
March	11,442	
April	11,990	
May	11,990	
June	11,990	

QUALITY

	Quantity	Base Number	Contract	AT	Region	England
% of FP17s for the same patient ID Re-attending within 3 months - Children	15	346	4.3%	11.8%	11.6%	12.0%
% of FP17s for the same patient ID Re-attending within 3 months - Adults	127	871	14.6%	16.4%	15.9%	16.0%
% of FP17s for the same patient ID Re-attending between 3 & 9 months - Children	109	346	31.5%	55.3%	60.4%	58.0%
% of FP17s for the same patient ID Re-attending between 3 & 9 months - Adults	272	871	31.2%	48.9%	52.3%	50.9%
% of FP17s for Band 1 Urgent Courses	105	1,003	10.5%	10.6%	9.5%	9.1%
% of FP17s Relating to Free Repair or Replacements	15	1,003	1.5%	0.6%	0.7%	0.8%
% of FP17s Relating to Continuations	12	1,003	1.2%	0.8%	1.0%	1.1%
% of Patients satisfied with the dentistry they have received	4	7	N/A	90.0%	91.9%	91.7%
% of Patients satisfied with the time they had to wait for an appointment	5	7	N/A	87.2%	88.0%	88.0%

* This is based on patients treated on this contract for their most recent course of treatment. Figures in italics indicate the base number of FP17s or Patient Questionnaire responses are less than 100. N/A is shown where the base number of responses is less than 10 during the period. % is calculated as Quantity/Base number*100

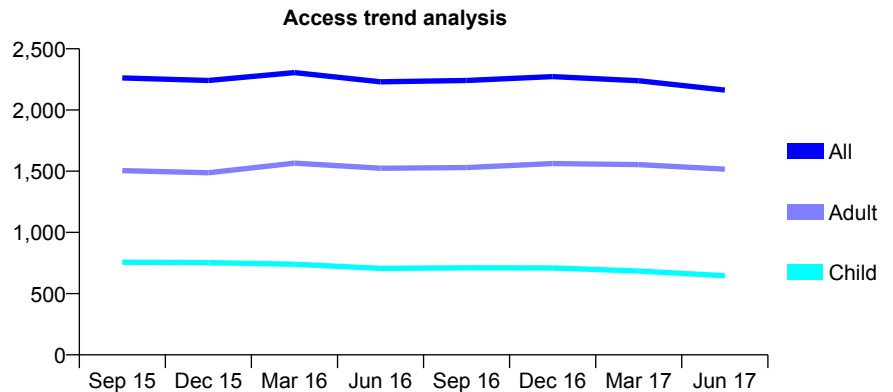
Q67 - Vital Signs At a Glance Contract Report for 108030/0002 - June 2017

Name or company name	Longford Dental Centre
Contract type name	GDS Contract
Purpose of contract	General
Contract start date	01/09/2009
Contract end date	

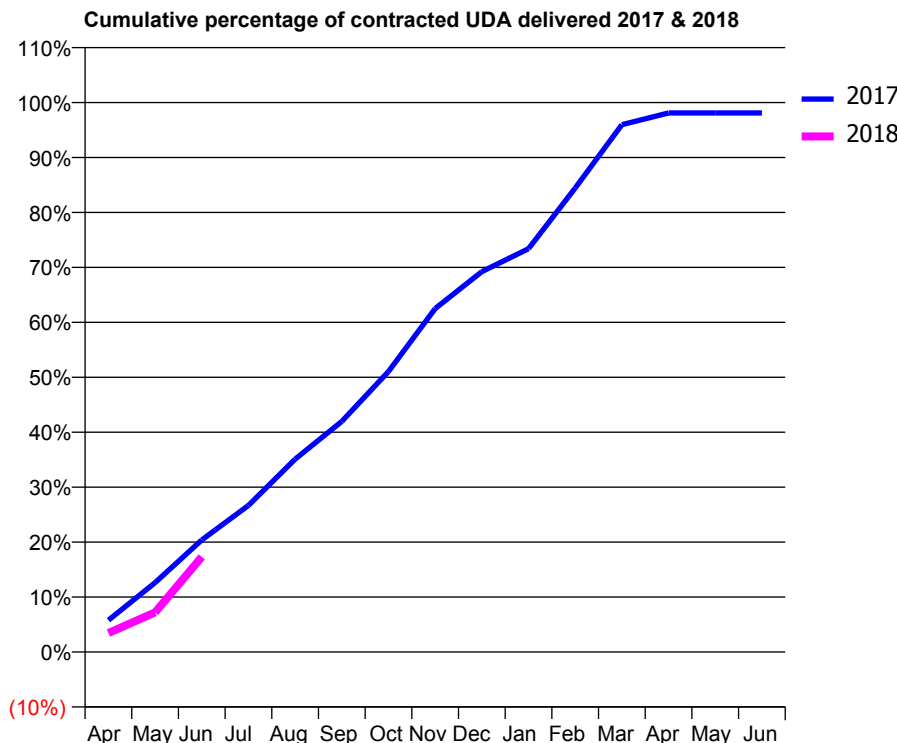
17/18 Contracted general activity (UDA)	7,019
Carry forward general activity (UDA)	0
17/18 Contracted orthodontic activity (UOA)	0
Carry forward orthodontic activity (UOA)	0
Baseline contract value	£193,377.18

ACCESS*

Patients seen in 24 months	Total	Change since previous quarter
Quarter ending June 2016	2,230	
Quarter ending September 2016	2,241	→
Quarter ending December 2016	2,273	→
Quarter ending March 2017	2,239	↓
Quarter ending June 2017	2,163	↓
Variance since June 2016	(3.0%)	↓



ACTIVITY



Adjusted Scheduled Activity (UDA)		
Month	2017	2018
April	406	242
May	887	507
June	1,432	1,215
July	1,873	
August	2,464	
September	2,947	
October	3,583	
November	4,386	
December	4,858	
January	5,152	
February	5,926	
March	6,736	
April	6,886	
May	6,886	
June	6,886	

QUALITY

	Quantity	Base Number	Contract	AT	Region	England
% of FP17s for the same patient ID Re-attending within 3 months - Children	8	168	4.8%	11.8%	11.6%	12.0%
% of FP17s for the same patient ID Re-attending within 3 months - Adults	33	341	9.7%	16.4%	15.9%	16.0%
% of FP17s for the same patient ID Re-attending between 3 & 9 months - Children	97	168	57.7%	55.3%	60.4%	58.0%
% of FP17s for the same patient ID Re-attending between 3 & 9 months - Adults	137	341	40.2%	48.9%	52.3%	50.9%
% of FP17s for Band 1 Urgent Courses	65	461	14.1%	10.6%	9.5%	9.1%
% of FP17s Relating to Free Repair or Replacements	4	461	0.9%	0.6%	0.7%	0.8%
% of FP17s Relating to Continuations	7	461	1.5%	0.8%	1.0%	1.1%
% of Patients satisfied with the dentistry they have received	7	9	N/A	90.0%	91.9%	91.7%
% of Patients satisfied with the time they had to wait for an appointment	7	9	N/A	87.2%	88.0%	88.0%

* This is based on patients treated on this contract for their most recent course of treatment. Figures in italics indicate the base number of FP17s or Patient Questionnaire responses are less than 100. N/A is shown where the base number of responses is less than 10 during the period. % is calculated as Quantity/Base number*100

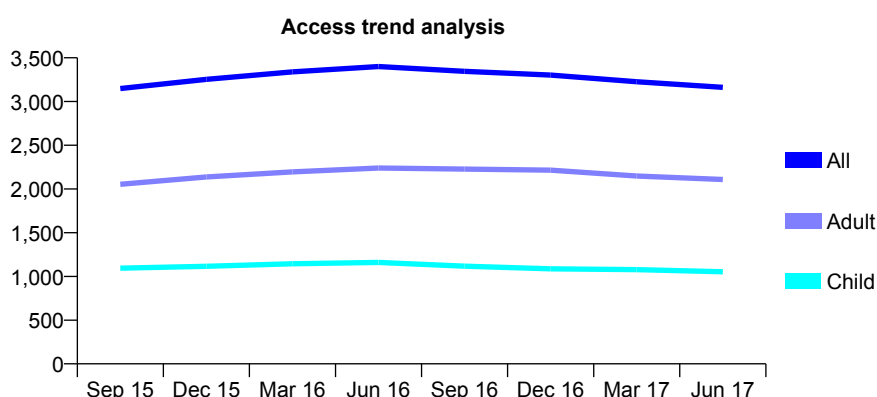
Q67 - Vital Signs At a Glance Contract Report for 111317/0001 - June 2017

Name or company name	OH Dental Ltd
Contract type name	GDS Contract
Purpose of contract	General
Contract start date	01/04/2013
Contract end date	

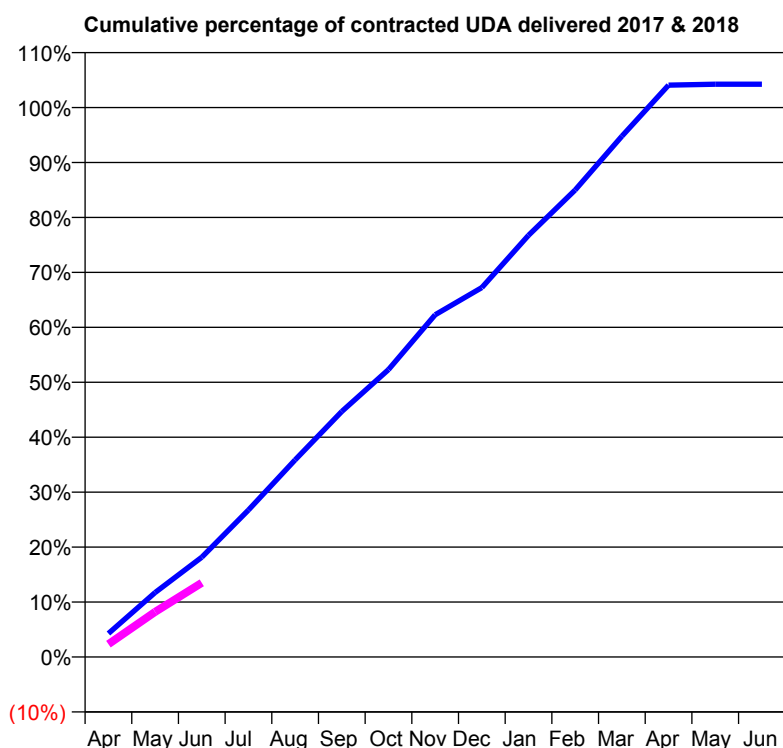
17/18 Contracted general activity (UDA)	7,360
Carry forward general activity (UDA)	0
17/18 Contracted orthodontic activity (UOA)	0
Carry forward orthodontic activity (UOA)	0
Baseline contract value	£181,464.87

ACCESS*

Patients seen in 24 months	Total	Change since previous quarter
Quarter ending June 2016	3,400	
Quarter ending September 2016	3,345	↓
Quarter ending December 2016	3,302	↓
Quarter ending March 2017	3,226	↓
Quarter ending June 2017	3,162	↓
Variance since June 2016	(7.0%)	↓



ACTIVITY



Adjusted Scheduled Activity (UDA)		
Month	2017	2018
April	316	172
May	863	604
June	1,336	994
July	1,969	
August	2,641	
September	3,289	
October	3,850	
November	4,583	
December	4,949	
January	5,648	
February	6,255	
March	6,976	
April	7,659	
May	7,671	
June	7,671	

QUALITY

	Quantity	Base Number	Contract	AT	Region	England
% of FP17s for the same patient ID Re-attending within 3 months - Children	22	404	5.4%	11.8%	11.6%	12.0%
% of FP17s for the same patient ID Re-attending within 3 months - Adults	97	766	12.7%	16.4%	15.9%	16.0%
% of FP17s for the same patient ID Re-attending between 3 & 9 months - Children	224	404	55.4%	55.3%	60.4%	58.0%
% of FP17s for the same patient ID Re-attending between 3 & 9 months - Adults	441	766	57.6%	48.9%	52.3%	50.9%
% of FP17s for Band 1 Urgent Courses	28	574	4.9%	10.6%	9.5%	9.1%
% of FP17s Relating to Free Repair or Replacements	7	574	1.2%	0.6%	0.7%	0.8%
% of FP17s Relating to Continuations	3	574	0.5%	0.8%	1.0%	1.1%
% of Patients satisfied with the dentistry they have received	17	17	100.0%	90.0%	91.9%	91.7%
% of Patients satisfied with the time they had to wait for an appointment	16	17	94.1%	87.2%	88.0%	88.0%

* This is based on patients treated on this contract for their most recent course of treatment. Figures in italics indicate the base number of FP17s or Patient Questionnaire responses are less than 100. N/A is shown where the base number of responses is less than 10 during the period. % is calculated as Quantity/Base number*100

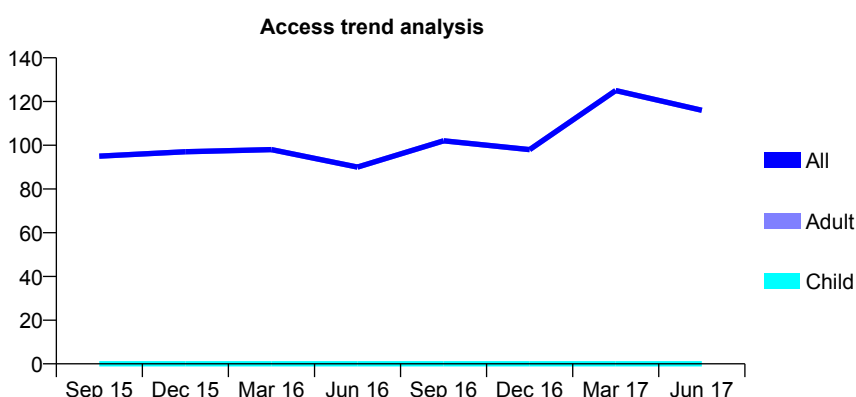
Q67 - Vital Signs At a Glance Contract Report for 111317/0002 - June 2017

Name or company name	OH Dental Ltd
Contract type name	GDS Contract
Purpose of contract	General
Contract start date	01/04/2013
Contract end date	

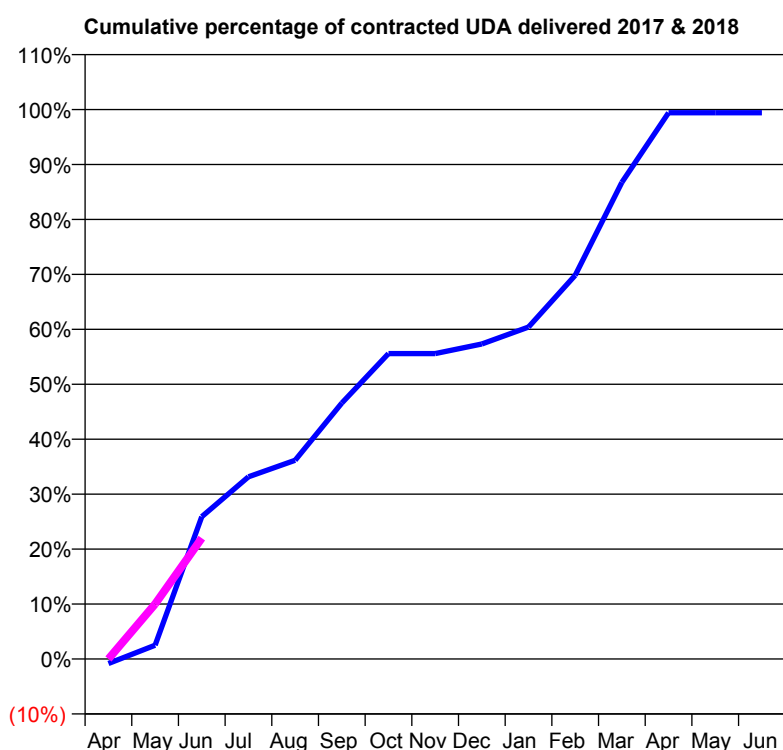
17/18 Contracted general activity (UDA)	240
Carry forward general activity (UDA)	0
17/18 Contracted orthodontic activity (UOA)	0
Carry forward orthodontic activity (UOA)	0
Baseline contract value	£13,090.67

ACCESS*

Patients seen in 24 months	Total	Change since previous quarter
Quarter ending June 2016	90	
Quarter ending September 2016	102	↑
Quarter ending December 2016	98	↓
Quarter ending March 2017	125	↑
Quarter ending June 2017	116	↓
Variance since June 2016	28.9%	↑



ACTIVITY



Adjusted Scheduled Activity (UDA)		
Month	2017	2018
April	-2	0
May	6	24
June	62	53
July	80	
August	87	
September	112	
October	133	
November	133	
December	138	
January	145	
February	168	
March	208	
April	239	
May	239	
June	239	

QUALITY

	Quantity	Base Number	Contract	AT	Region	England
% of FP17s for the same patient ID Re-attending within 3 months - Children	0	0	N/A	11.8%	11.6%	12.0%
% of FP17s for the same patient ID Re-attending within 3 months - Adults	3	36	8.3%	16.4%	15.9%	16.0%
% of FP17s for the same patient ID Re-attending between 3 & 9 months - Children	0	0	N/A	55.3%	60.4%	58.0%
% of FP17s for the same patient ID Re-attending between 3 & 9 months - Adults	1	36	2.8%	48.9%	52.3%	50.9%
% of FP17s for Band 1 Urgent Courses	4	8	50.0%	10.6%	9.5%	9.1%
% of FP17s Relating to Free Repair or Replacements	0	8	0.0%	0.6%	0.7%	0.8%
% of FP17s Relating to Continuations	0	8	0.0%	0.8%	1.0%	1.1%
% of Patients satisfied with the dentistry they have received	0	0	N/A	90.0%	91.9%	91.7%
% of Patients satisfied with the time they had to wait for an appointment	0	0	N/A	87.2%	88.0%	88.0%

* This is based on patients treated on this contract for their most recent course of treatment. Figures in italics indicate the base number of FP17s or Patient Questionnaire responses are less than 100. N/A is shown where the base number of responses is less than 10 during the period. % is calculated as Quantity/Base number*100

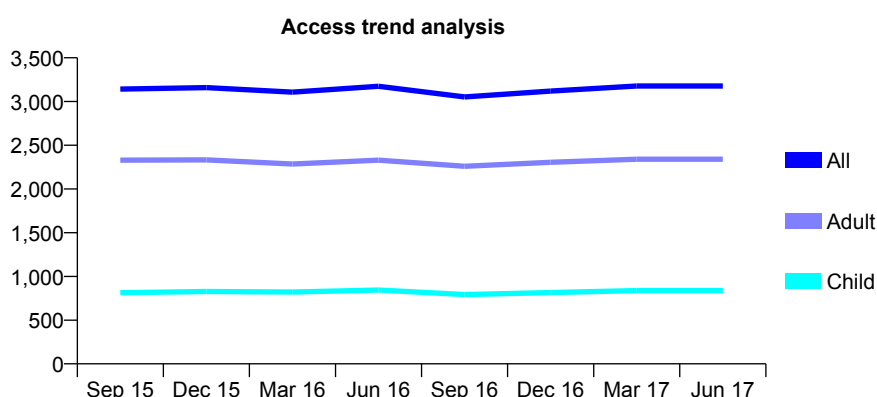
Q67 - Vital Signs At a Glance Contract Report for 117072/0001 - June 2017

Name or company name	Holborough Dental Care Ltd
Contract type name	GDS Contract
Purpose of contract	General
Contract start date	01/06/2008
Contract end date	

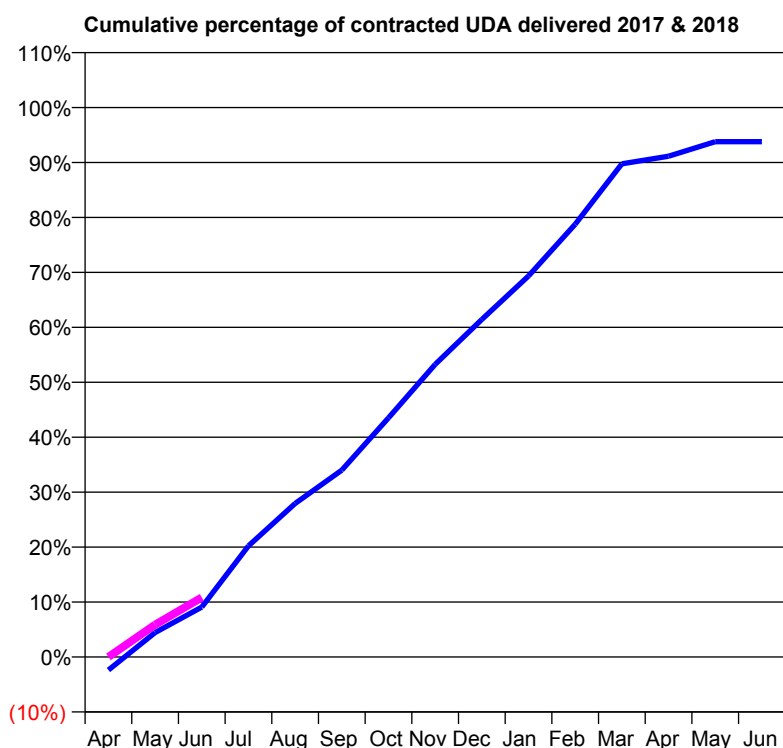
17/18 Contracted general activity (UDA)	8,605
Carry forward general activity (UDA)	0
17/18 Contracted orthodontic activity (UOA)	0
Carry forward orthodontic activity (UOA)	0
Baseline contract value	£237,534.98

ACCESS*

Patients seen in 24 months	Total	Change since previous quarter
Quarter ending June 2016	3,174	
Quarter ending September 2016	3,052	↓
Quarter ending December 2016	3,120	↑
Quarter ending March 2017	3,178	→
Quarter ending June 2017	3,178	→
Variance since June 2016	0.1%	→



ACTIVITY



Adjusted Scheduled Activity (UDA)		
Month	2017	2018
April	-206	0
May	384	506
June	783	933
July	1,741	
August	2,405	
September	2,927	
October	3,746	
November	4,582	
December	5,285	
January	5,967	
February	6,777	
March	7,722	
April	7,843	
May	8,070	
June	8,069	

QUALITY

	Quantity	Base Number	Contract	AT	Region	England
% of FP17s for the same patient ID Re-attending within 3 months - Children	7	188	3.7%	11.8%	11.6%	12.0%
% of FP17s for the same patient ID Re-attending within 3 months - Adults	41	435	9.4%	16.4%	15.9%	16.0%
% of FP17s for the same patient ID Re-attending between 3 & 9 months - Children	87	188	46.3%	55.3%	60.4%	58.0%
% of FP17s for the same patient ID Re-attending between 3 & 9 months - Adults	192	435	44.1%	48.9%	52.3%	50.9%
% of FP17s for Band 1 Urgent Courses	37	483	7.7%	10.6%	9.5%	9.1%
% of FP17s Relating to Free Repair or Replacements	2	483	0.4%	0.6%	0.7%	0.8%
% of FP17s Relating to Continuations	4	483	0.8%	0.8%	1.0%	1.1%
% of Patients satisfied with the dentistry they have received	18	18	100.0%	90.0%	91.9%	91.7%
% of Patients satisfied with the time they had to wait for an appointment	14	18	77.8%	87.2%	88.0%	88.0%

* This is based on patients treated on this contract for their most recent course of treatment. Figures in italics indicate the base number of FP17s or Patient Questionnaire responses are less than 100. N/A is shown where the base number of responses is less than 10 during the period. % is calculated as Quantity/Base number*100

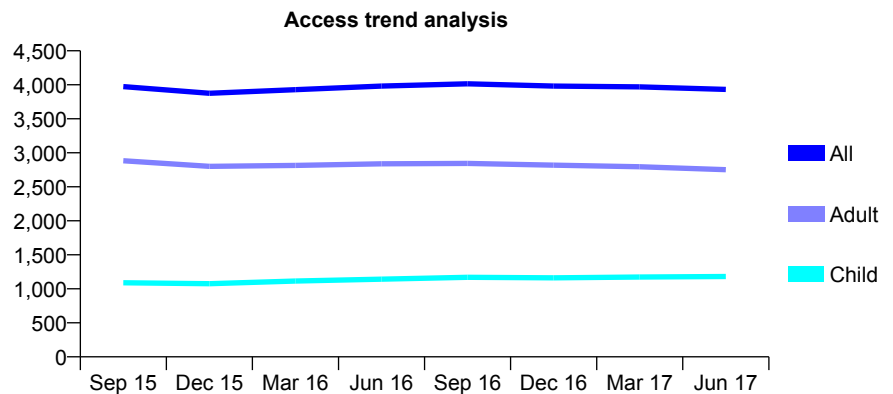
Q67 - Vital Signs At a Glance Contract Report for 118044/0001 - June 2017

Name or company name	Maidstone Dental Centre
Contract type name	GDS Contract
Purpose of contract	General
Contract start date	30/08/2013
Contract end date	

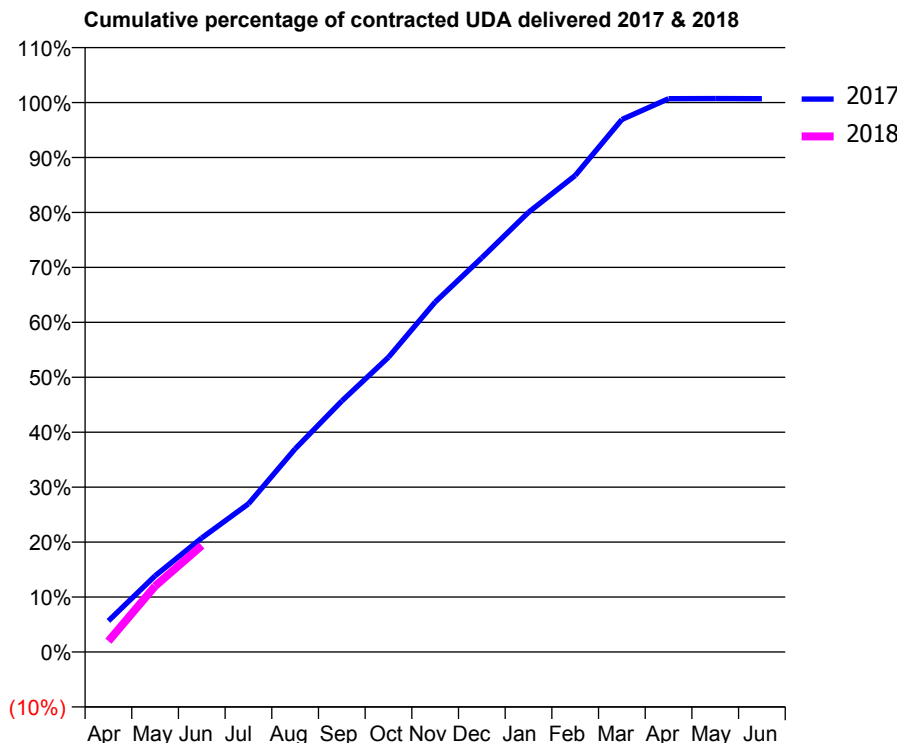
17/18 Contracted general activity (UDA)	13,000
Carry forward general activity (UDA)	0
17/18 Contracted orthodontic activity (UOA)	0
Carry forward orthodontic activity (UOA)	0
Baseline contract value	£317,189.04

ACCESS*

Patients seen in 24 months	Total	Change since previous quarter
Quarter ending June 2016	3,982	
Quarter ending September 2016	4,014	→
Quarter ending December 2016	3,981	→
Quarter ending March 2017	3,970	→
Quarter ending June 2017	3,932	→
Variance since June 2016	(1.3%)	↓



ACTIVITY



Adjusted Scheduled Activity (UDA)		
Month	2017	2018
April	738	257
May	1,802	1,559
June	2,698	2,519
July	3,505	
August	4,807	
September	5,937	
October	6,974	
November	8,279	
December	9,326	
January	10,402	
February	11,272	
March	12,600	
April	13,091	
May	13,094	
June	13,091	

QUALITY

	Quantity	Base Number	Contract	AT	Region	England
% of FP17s for the same patient ID Re-attending within 3 months - Children	13	414	3.1%	11.8%	11.6%	12.0%
% of FP17s for the same patient ID Re-attending within 3 months - Adults	17	734	2.3%	16.4%	15.9%	16.0%
% of FP17s for the same patient ID Re-attending between 3 & 9 months - Children	254	414	61.4%	55.3%	60.4%	58.0%
% of FP17s for the same patient ID Re-attending between 3 & 9 months - Adults	357	734	48.6%	48.9%	52.3%	50.9%
% of FP17s for Band 1 Urgent Courses	28	970	2.9%	10.6%	9.5%	9.1%
% of FP17s Relating to Free Repair or Replacements	1	970	0.1%	0.6%	0.7%	0.8%
% of FP17s Relating to Continuations	0	970	0.0%	0.8%	1.0%	1.1%
% of Patients satisfied with the dentistry they have received	18	20	90.0%	90.0%	91.9%	91.7%
% of Patients satisfied with the time they had to wait for an appointment	15	20	75.0%	87.2%	88.0%	88.0%

* This is based on patients treated on this contract for their most recent course of treatment. Figures in italics indicate the base number of FP17s or Patient Questionnaire responses are less than 100. N/A is shown where the base number of responses is less than 10 during the period. % is calculated as Quantity/Base number*100

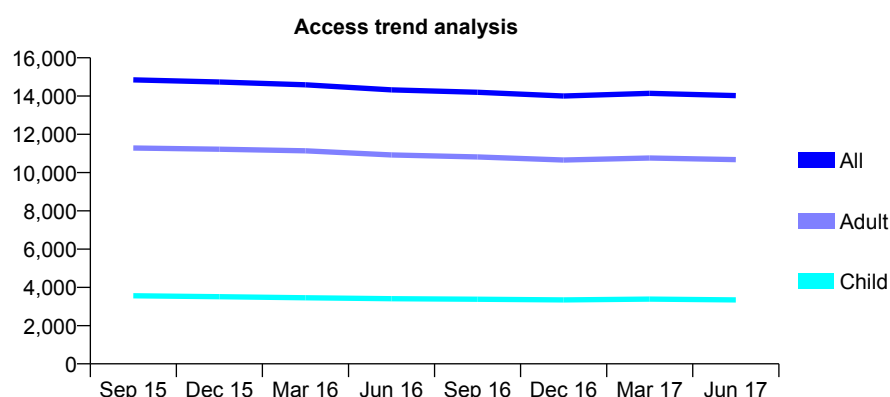
Q67 - Vital Signs At a Glance Contract Report for 118214/0001 - June 2017

Name or company name	Hillton Dentistry Gillingham Ltd
Contract type name	GDS Contract
Purpose of contract	General
Contract start date	01/04/2011
Contract end date	

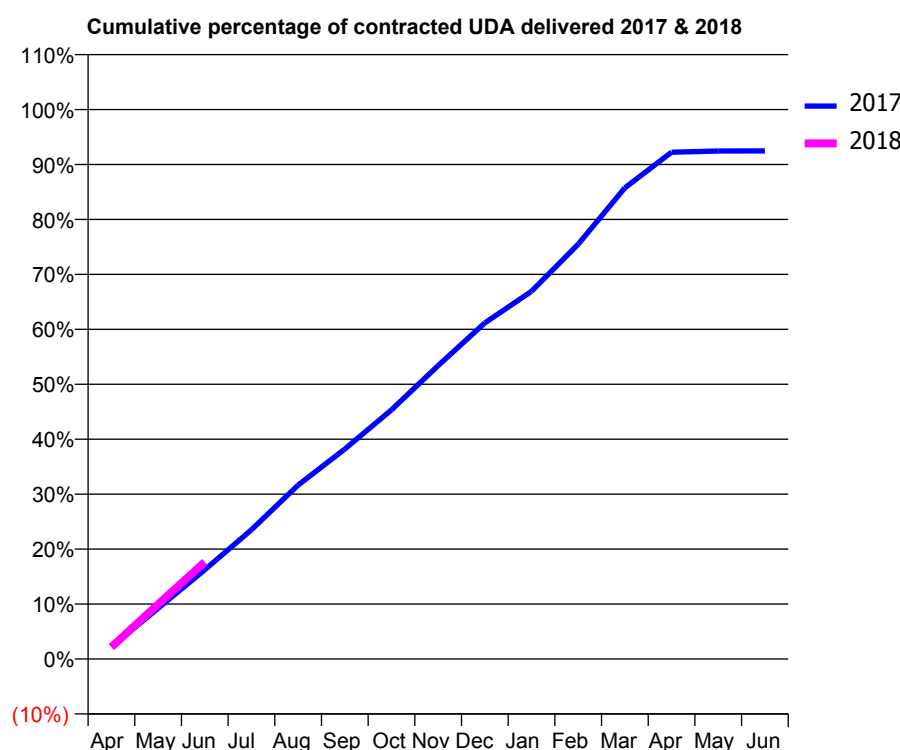
17/18 Contracted general activity (UDA)	45,365
Carry forward general activity (UDA)	0
17/18 Contracted orthodontic activity (UOA)	0
Carry forward orthodontic activity (UOA)	0
Baseline contract value	£1,121,590.24

ACCESS*

Patients seen in 24 months	Total	Change since previous quarter
Quarter ending June 2016	14,323	
Quarter ending September 2016	14,195	→
Quarter ending December 2016	14,001	↓
Quarter ending March 2017	14,142	→
Quarter ending June 2017	14,023	→
Variance since June 2016	(2.1%)	↓



ACTIVITY



Adjusted Scheduled Activity (UDA)		
Month	2017	2018
April	1,011	981
May	4,185	4,521
June	7,374	8,014
July	10,675	
August	14,366	
September	17,329	
October	20,567	
November	24,223	
December	27,747	
January	30,354	
February	34,240	
March	38,894	
April	41,835	
May	41,939	
June	41,954	

QUALITY

	Quantity	Base Number	Contract	AT	Region	England
% of FP17s for the same patient ID Re-attending within 3 months - Children	61	1,242	4.9%	11.8%	11.6%	12.0%
% of FP17s for the same patient ID Re-attending within 3 months - Adults	383	3,714	10.3%	16.4%	15.9%	16.0%
% of FP17s for the same patient ID Re-attending between 3 & 9 months - Children	833	1,242	67.1%	55.3%	60.4%	58.0%
% of FP17s for the same patient ID Re-attending between 3 & 9 months - Adults	2,301	3,714	62.0%	48.9%	52.3%	50.9%
% of FP17s for Band 1 Urgent Courses	196	3,611	5.4%	10.6%	9.5%	9.1%
% of FP17s Relating to Free Repair or Replacements	35	3,611	1.0%	0.6%	0.7%	0.8%
% of FP17s Relating to Continuations	70	3,611	1.9%	0.8%	1.0%	1.1%
% of Patients satisfied with the dentistry they have received	30	31	96.8%	90.0%	91.9%	91.7%
% of Patients satisfied with the time they had to wait for an appointment	28	31	90.3%	87.2%	88.0%	88.0%

* This is based on patients treated on this contract for their most recent course of treatment. Figures in italics indicate the base number of FP17s or Patient Questionnaire responses are less than 100. N/A is shown where the base number of responses is less than 10 during the period. % is calculated as Quantity/Base number*100

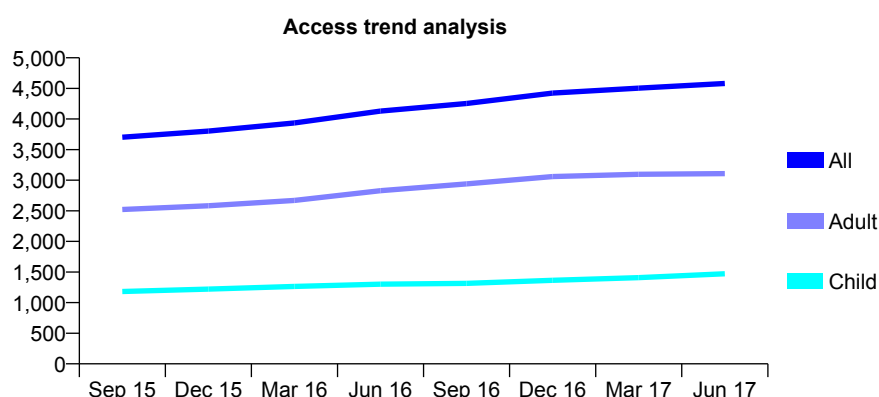
Q67 - Vital Signs At a Glance Contract Report for 119571/0001 - June 2017

Name or company name	Thorndike Centre
Contract type name	GDS Contract
Purpose of contract	General
Contract start date	01/09/2012
Contract end date	

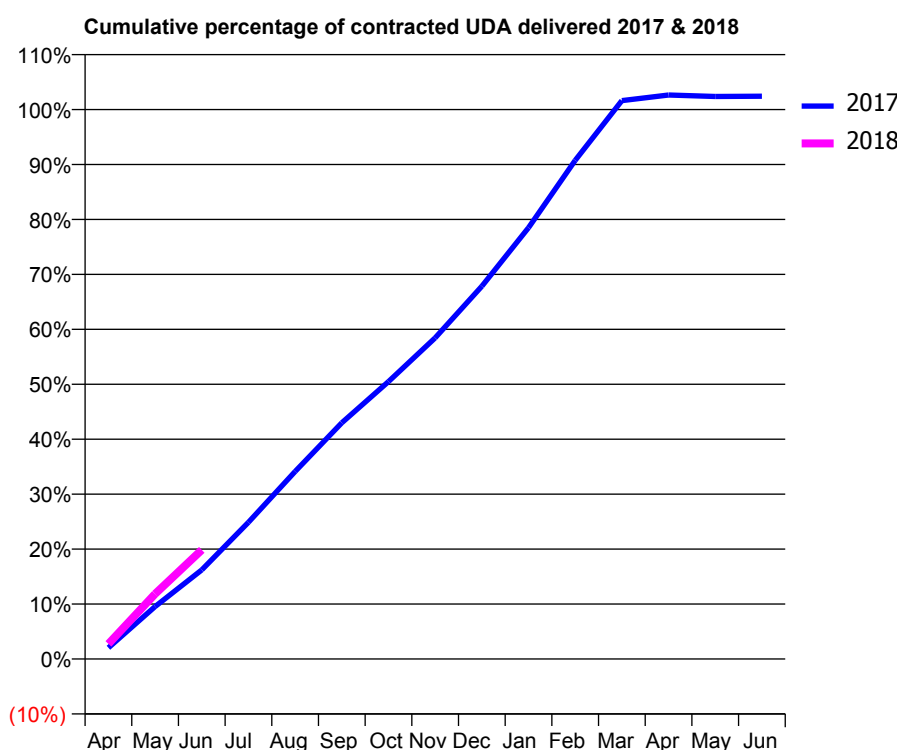
17/18 Contracted general activity (UDA)	8,799
Carry forward general activity (UDA)	0
17/18 Contracted orthodontic activity (UOA)	0
Carry forward orthodontic activity (UOA)	0
Baseline contract value	£217,511.36

ACCESS*

Patients seen in 24 months	Total	Change since previous quarter
Quarter ending June 2016	4,130	
Quarter ending September 2016	4,254	↑
Quarter ending December 2016	4,423	↑
Quarter ending March 2017	4,504	→
Quarter ending June 2017	4,580	→
Variance since June 2016	10.9%	↑



ACTIVITY



Adjusted Scheduled Activity (UDA)		
Month	2017	2018
April	179	243
May	840	1,043
June	1,428	1,748
July	2,189	
August	3,003	
September	3,784	
October	4,442	
November	5,142	
December	5,970	
January	6,907	
February	7,984	
March	8,942	
April	9,031	
May	9,007	
June	9,012	

QUALITY

	Quantity	Base Number	Contract	AT	Region	England
% of FP17s for the same patient ID Re-attending within 3 months - Children	26	472	5.5%	11.8%	11.6%	12.0%
% of FP17s for the same patient ID Re-attending within 3 months - Adults	47	735	6.4%	16.4%	15.9%	16.0%
% of FP17s for the same patient ID Re-attending between 3 & 9 months - Children	244	472	51.7%	55.3%	60.4%	58.0%
% of FP17s for the same patient ID Re-attending between 3 & 9 months - Adults	364	735	49.5%	48.9%	52.3%	50.9%
% of FP17s for Band 1 Urgent Courses	74	894	8.3%	10.6%	9.5%	9.1%
% of FP17s Relating to Free Repair or Replacements	0	894	0.0%	0.6%	0.7%	0.8%
% of FP17s Relating to Continuations	0	894	0.0%	0.8%	1.0%	1.1%
% of Patients satisfied with the dentistry they have received	3	3	N/A	90.0%	91.9%	91.7%
% of Patients satisfied with the time they had to wait for an appointment	3	3	N/A	87.2%	88.0%	88.0%

* This is based on patients treated on this contract for their most recent course of treatment. Figures in italics indicate the base number of FP17s or Patient Questionnaire responses are less than 100. N/A is shown where the base number of responses is less than 10 during the period. % is calculated as Quantity/Base number*100

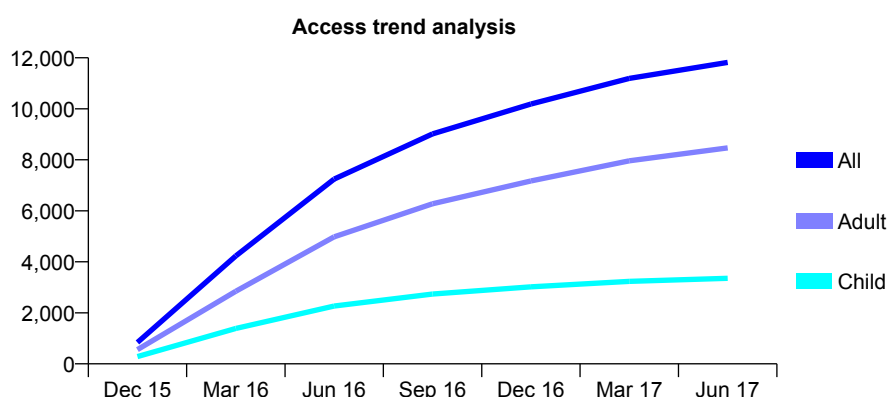
Q67 - Vital Signs At a Glance Contract Report for 121673/0001 - June 2017

Name or company name	The Newland Avenue and Castle Street Pr
Contract type name	GDS Contract
Purpose of contract	General
Contract start date	01/12/2015
Contract end date	

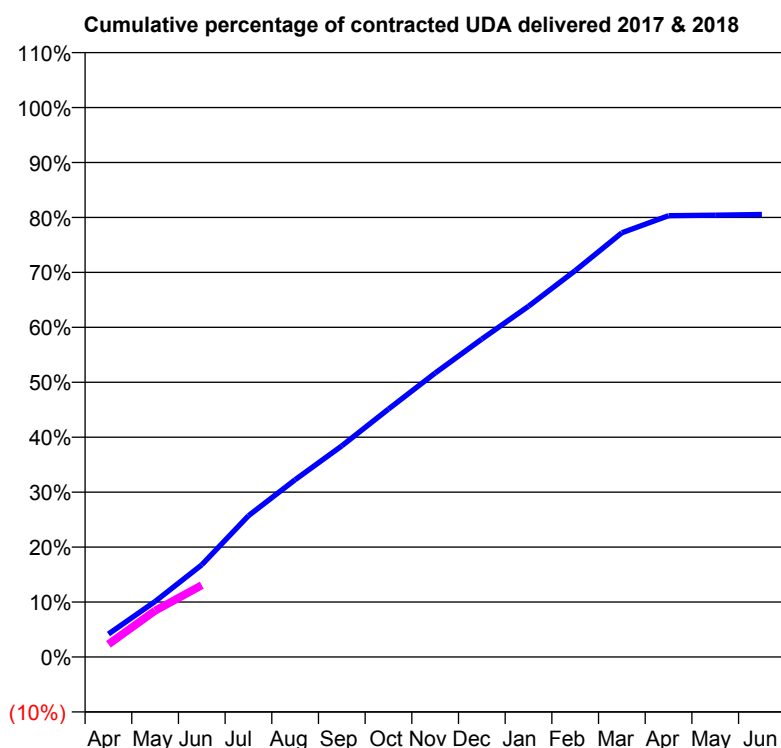
17/18 Contracted general activity (UDA)	43,000
Carry forward general activity (UDA)	0
17/18 Contracted orthodontic activity (UOA)	0
Carry forward orthodontic activity (UOA)	0
Baseline contract value	£970,473.94

ACCESS*

Patients seen in 24 months	Total	Change since previous quarter
Quarter ending June 2016	7,247	
Quarter ending September 2016	9,015	↑
Quarter ending December 2016	10,188	↑
Quarter ending March 2017	11,194	↑
Quarter ending June 2017	11,822	↑
Variance since June 2016	63.1%	↑



ACTIVITY



Month	Adjusted Scheduled Activity (UDA)	
	2017	2018
April	1,804	995
May	4,349	3,628
June	7,215	5,617
July	11,051	
August	13,868	
September	16,521	
October	19,405	
November	22,216	
December	24,880	
January	27,445	
February	30,233	
March	33,202	
April	34,529	
May	34,576	
June	34,632	

QUALITY

	Quantity	Base Number	Contract	AT	Region	England
% of FP17s for the same patient ID Re-attending within 3 months - Children	55	919	6.0%	11.8%	11.6%	12.0%
% of FP17s for the same patient ID Re-attending within 3 months - Adults	238	2,163	11.0%	16.4%	15.9%	16.0%
% of FP17s for the same patient ID Re-attending between 3 & 9 months - Children	424	919	46.1%	55.3%	60.4%	58.0%
% of FP17s for the same patient ID Re-attending between 3 & 9 months - Adults	793	2,163	36.7%	48.9%	52.3%	50.9%
% of FP17s for Band 1 Urgent Courses	236	2,503	9.4%	10.6%	9.5%	9.1%
% of FP17s Relating to Free Repair or Replacements	16	2,503	0.6%	0.6%	0.7%	0.8%
% of FP17s Relating to Continuations	20	2,503	0.8%	0.8%	1.0%	1.1%
% of Patients satisfied with the dentistry they have received	28	35	80.0%	90.0%	91.9%	91.7%
% of Patients satisfied with the time they had to wait for an appointment	26	35	74.3%	87.2%	88.0%	88.0%

* This is based on patients treated on this contract for their most recent course of treatment. Figures in italics indicate the base number of FP17s or Patient Questionnaire responses are less than 100. N/A is shown where the base number of responses is less than 10 during the period. % is calculated as Quantity/Base number*100

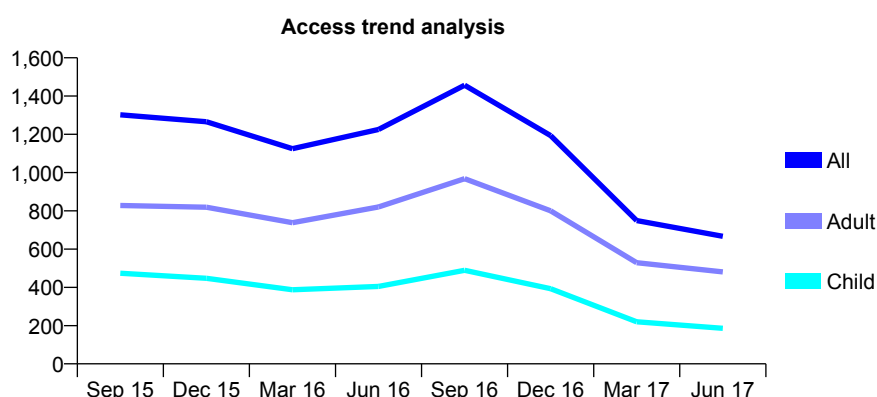
Q67 - Vital Signs At a Glance Contract Report for 125873/0001 - June 2017

Name or company name	Apex Dental Care Sturry Partnership
Contract type name	GDS Contract
Purpose of contract	General
Contract start date	01/01/2014
Contract end date	

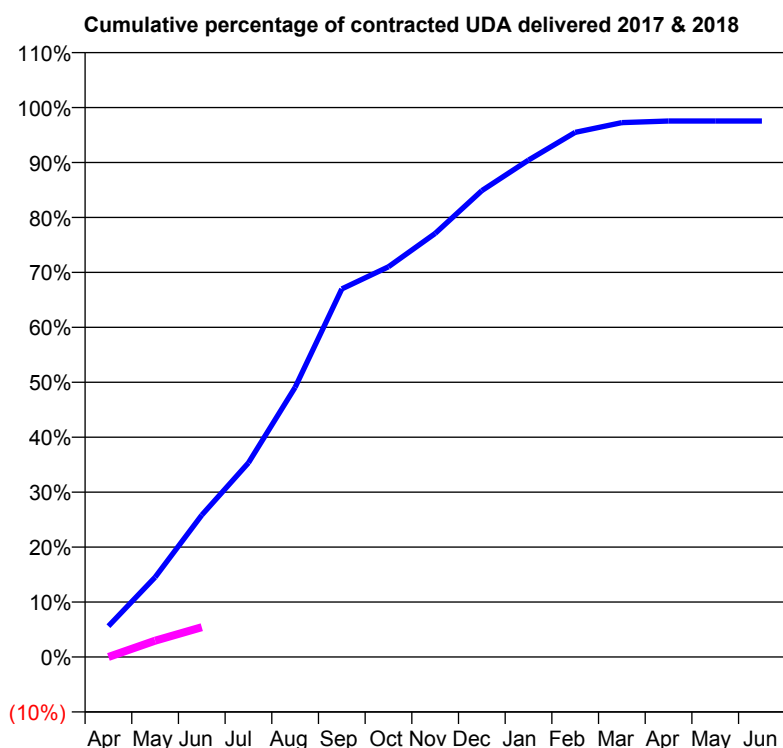
17/18 Contracted general activity (UDA)	3,392
Carry forward general activity (UDA)	0
17/18 Contracted orthodontic activity (UOA)	0
Carry forward orthodontic activity (UOA)	0
Baseline contract value	£110,050.24

ACCESS*

Patients seen in 24 months	Total	Change since previous quarter
Quarter ending June 2016	1,225	
Quarter ending September 2016	1,457	↑
Quarter ending December 2016	1,193	↓
Quarter ending March 2017	749	↓
Quarter ending June 2017	667	↓
Variance since June 2016	(45.6%)	↓



ACTIVITY



Adjusted Scheduled Activity (UDA)		
Month	2017	2018
April	190	0
May	493	101
June	876	184
July	1,199	
August	1,665	
September	2,272	
October	2,409	
November	2,615	
December	2,879	
January	3,067	
February	3,239	
March	3,299	
April	3,309	
May	3,309	
June	3,309	

QUALITY

	Quantity	Base Number	Contract	AT	Region	England
% of FP17s for the same patient ID Re-attending within 3 months - Children	0	35	0.0%	11.8%	11.6%	12.0%
% of FP17s for the same patient ID Re-attending within 3 months - Adults	5	86	5.8%	16.4%	15.9%	16.0%
% of FP17s for the same patient ID Re-attending between 3 & 9 months - Children	4	35	11.4%	55.3%	60.4%	58.0%
% of FP17s for the same patient ID Re-attending between 3 & 9 months - Adults	24	86	27.9%	48.9%	52.3%	50.9%
% of FP17s for Band 1 Urgent Courses	26	115	22.6%	10.6%	9.5%	9.1%
% of FP17s Relating to Free Repair or Replacements	1	115	0.9%	0.6%	0.7%	0.8%
% of FP17s Relating to Continuations	0	115	0.0%	0.8%	1.0%	1.1%
% of Patients satisfied with the dentistry they have received	5	5	N/A	90.0%	91.9%	91.7%
% of Patients satisfied with the time they had to wait for an appointment	5	5	N/A	87.2%	88.0%	88.0%

* This is based on patients treated on this contract for their most recent course of treatment. Figures in italics indicate the base number of FP17s or Patient Questionnaire responses are less than 100. N/A is shown where the base number of responses is less than 10 during the period. % is calculated as Quantity/Base number*100

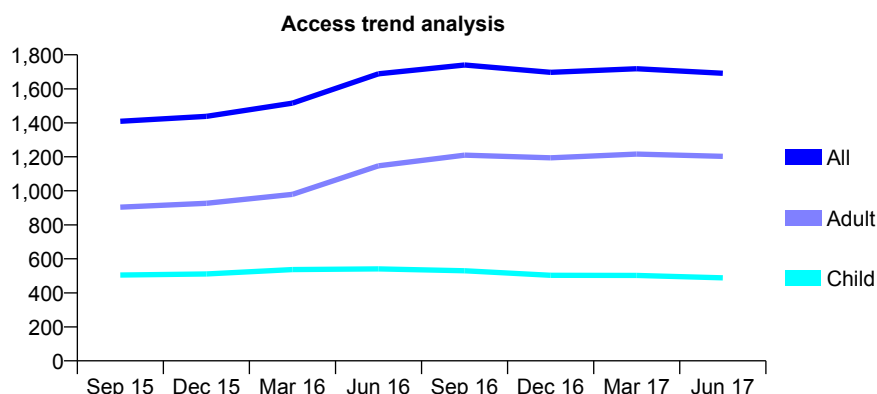
Q67 - Vital Signs At a Glance Contract Report for 125873/0002 - June 2017

Name or company name	Apex Dental Care Sturry Partnership
Contract type name	GDS Contract
Purpose of contract	General
Contract start date	01/01/2014
Contract end date	

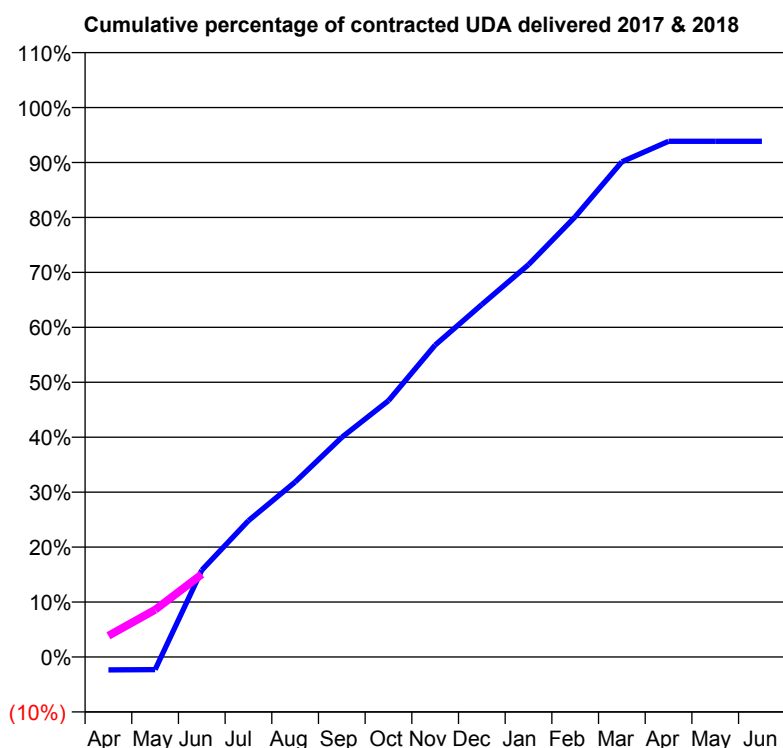
17/18 Contracted general activity (UDA)	5,046
Carry forward general activity (UDA)	0
17/18 Contracted orthodontic activity (UOA)	0
Carry forward orthodontic activity (UOA)	0
Baseline contract value	£154,154.95

ACCESS*

Patients seen in 24 months	Total	Change since previous quarter
Quarter ending June 2016	1,688	
Quarter ending September 2016	1,740	↑
Quarter ending December 2016	1,697	↓
Quarter ending March 2017	1,718	→
Quarter ending June 2017	1,691	↓
Variance since June 2016	0.2%	→



ACTIVITY



Adjusted Scheduled Activity (UDA)		
Month	2017	2018
April	-120	196
May	-117	435
June	797	759
July	1,252	
August	1,608	
September	2,017	
October	2,354	
November	2,865	
December	3,236	
January	3,603	
February	4,043	
March	4,548	
April	4,735	
May	4,736	
June	4,736	

QUALITY

	Quantity	Base Number	Contract	AT	Region	England
% of FP17s for the same patient ID Re-attending within 3 months - Children	14	135	10.4%	11.8%	11.6%	12.0%
% of FP17s for the same patient ID Re-attending within 3 months - Adults	47	392	12.0%	16.4%	15.9%	16.0%
% of FP17s for the same patient ID Re-attending between 3 & 9 months - Children	85	135	63.0%	55.3%	60.4%	58.0%
% of FP17s for the same patient ID Re-attending between 3 & 9 months - Adults	260	392	66.3%	48.9%	52.3%	50.9%
% of FP17s for Band 1 Urgent Courses	37	448	8.3%	10.6%	9.5%	9.1%
% of FP17s Relating to Free Repair or Replacements	2	448	0.4%	0.6%	0.7%	0.8%
% of FP17s Relating to Continuations	0	448	0.0%	0.8%	1.0%	1.1%
% of Patients satisfied with the dentistry they have received	6	6	N/A	90.0%	91.9%	91.7%
% of Patients satisfied with the time they had to wait for an appointment	6	6	N/A	87.2%	88.0%	88.0%

* This is based on patients treated on this contract for their most recent course of treatment. Figures in italics indicate the base number of FP17s or Patient Questionnaire responses are less than 100. N/A is shown where the base number of responses is less than 10 during the period. % is calculated as Quantity/Base number*100

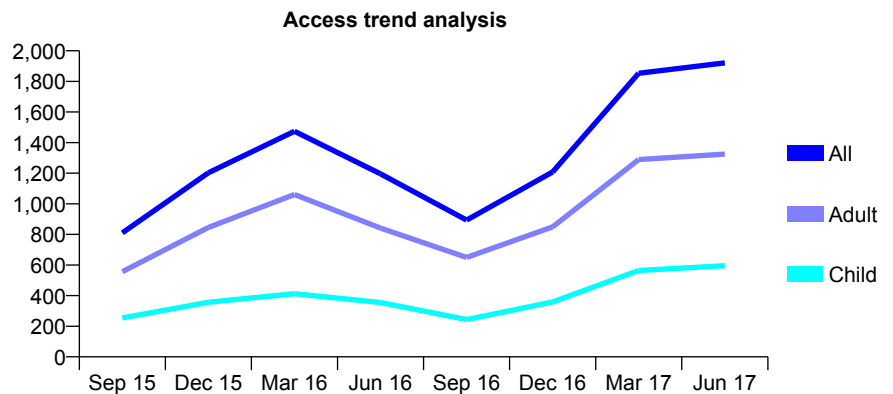
Q67 - Vital Signs At a Glance Contract Report for 125873/0003 - June 2017

Name or company name	Apex Dental Care Sturry Partnership
Contract type name	GDS Contract
Purpose of contract	General
Contract start date	01/01/2014
Contract end date	

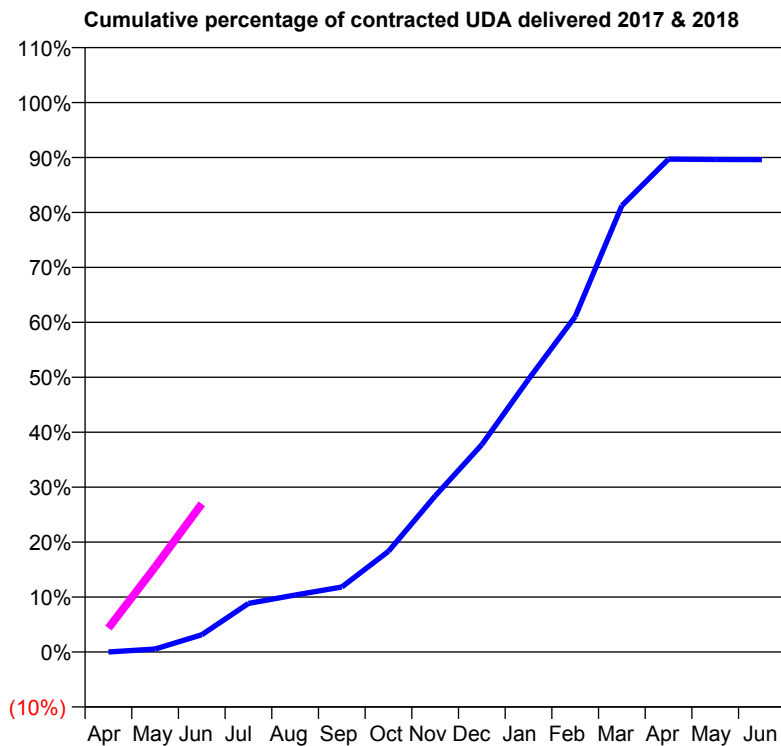
17/18 Contracted general activity (UDA)	3,998
Carry forward general activity (UDA)	0
17/18 Contracted orthodontic activity (UOA)	0
Carry forward orthodontic activity (UOA)	0
Baseline contract value	£91,526.86

ACCESS*

Patients seen in 24 months	Total	Change since previous quarter
Quarter ending June 2016	1,196	
Quarter ending September 2016	894	↓
Quarter ending December 2016	1,208	↑
Quarter ending March 2017	1,853	↑
Quarter ending June 2017	1,921	↑
Variance since June 2016	60.6%	↑



ACTIVITY



Adjusted Scheduled Activity (UDA)		
Month	2017	2018
April	0	174
May	22	619
June	126	1,079
July	353	
August	414	
September	473	
October	733	
November	1,135	
December	1,509	
January	1,985	
February	2,441	
March	3,248	
April	3,586	
May	3,583	
June	3,582	

QUALITY

	Quantity	Base Number	Contract	AT	Region	England
% of FP17s for the same patient ID Re-attending within 3 months - Children	15	233	6.4%	11.8%	11.6%	12.0%
% of FP17s for the same patient ID Re-attending within 3 months - Adults	50	472	10.6%	16.4%	15.9%	16.0%
% of FP17s for the same patient ID Re-attending between 3 & 9 months - Children	93	233	39.9%	55.3%	60.4%	58.0%
% of FP17s for the same patient ID Re-attending between 3 & 9 months - Adults	178	472	37.7%	48.9%	52.3%	50.9%
% of FP17s for Band 1 Urgent Courses	52	556	9.4%	10.6%	9.5%	9.1%
% of FP17s Relating to Free Repair or Replacements	7	556	1.3%	0.6%	0.7%	0.8%
% of FP17s Relating to Continuations	2	556	0.4%	0.8%	1.0%	1.1%
% of Patients satisfied with the dentistry they have received	4	5	N/A	90.0%	91.9%	91.7%
% of Patients satisfied with the time they had to wait for an appointment	5	5	N/A	87.2%	88.0%	88.0%

* This is based on patients treated on this contract for their most recent course of treatment. Figures in italics indicate the base number of FP17s or Patient Questionnaire responses are less than 100. N/A is shown where the base number of responses is less than 10 during the period. % is calculated as Quantity/Base number*100

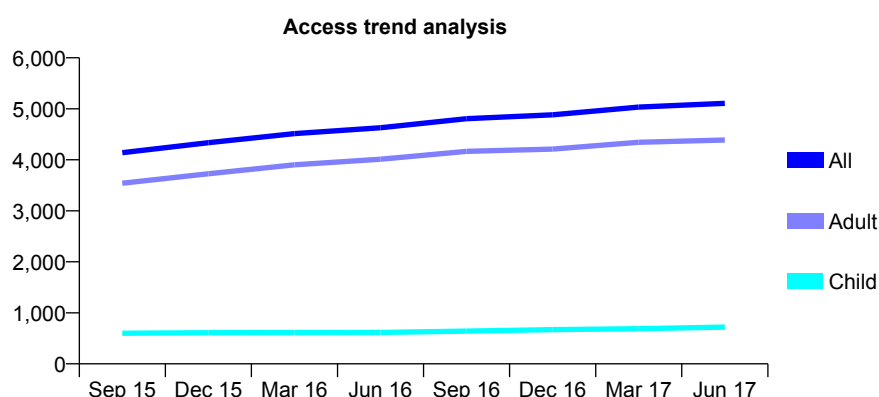
Q67 - Vital Signs At a Glance Contract Report for 127094/0001 - June 2017

Name or company name	Bute House Dental Surgery
Contract type name	GDS Contract
Purpose of contract	General
Contract start date	01/08/2014
Contract end date	

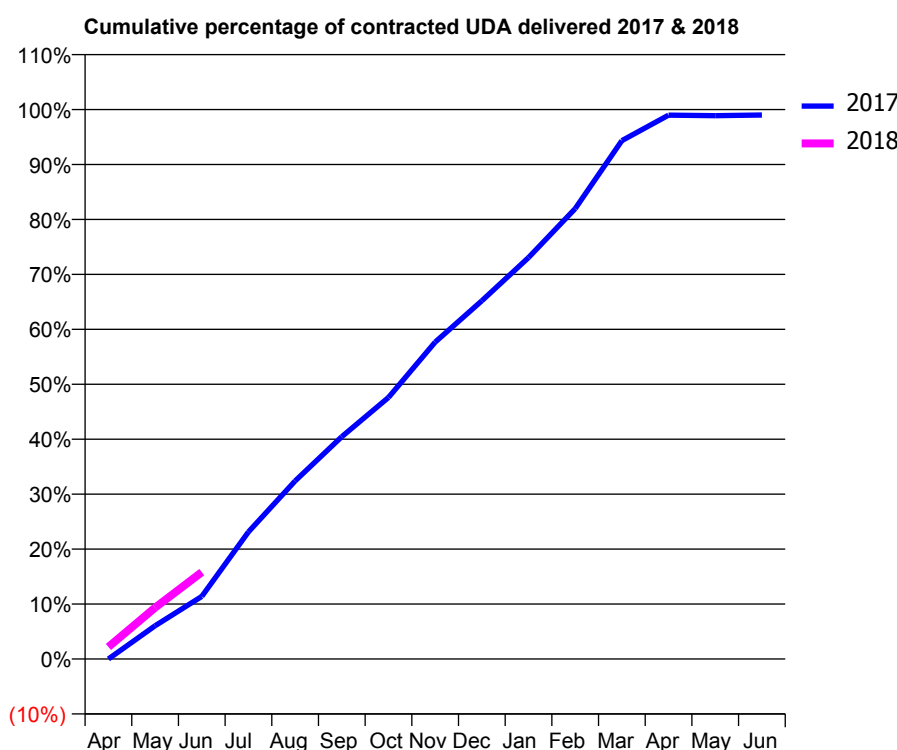
17/18 Contracted general activity (UDA)	15,312
Carry forward general activity (UDA)	0
17/18 Contracted orthodontic activity (UOA)	0
Carry forward orthodontic activity (UOA)	0
Baseline contract value	£340,319.57

ACCESS*

Patients seen in 24 months	Total	Change since previous quarter
Quarter ending June 2016	4,628	
Quarter ending September 2016	4,807	↑
Quarter ending December 2016	4,882	→
Quarter ending March 2017	5,033	↑
Quarter ending June 2017	5,108	→
Variance since June 2016	10.4%	↑



ACTIVITY



Adjusted Scheduled Activity (UDA)		
Month	2017	2018
April	-2	336
May	925	1,431
June	1,745	2,420
July	3,541	
August	4,963	
September	6,197	
October	7,289	
November	8,832	
December	9,983	
January	11,188	
February	12,548	
March	14,444	
April	15,154	
May	15,138	
June	15,158	

QUALITY

	Quantity	Base Number	Contract	AT	Region	England
% of FP17s for the same patient ID Re-attending within 3 months - Children	11	266	4.1%	11.8%	11.6%	12.0%
% of FP17s for the same patient ID Re-attending within 3 months - Adults	234	1,563	15.0%	16.4%	15.9%	16.0%
% of FP17s for the same patient ID Re-attending between 3 & 9 months - Children	150	266	56.4%	55.3%	60.4%	58.0%
% of FP17s for the same patient ID Re-attending between 3 & 9 months - Adults	968	1,563	61.9%	48.9%	52.3%	50.9%
% of FP17s for Band 1 Urgent Courses	89	1,284	6.9%	10.6%	9.5%	9.1%
% of FP17s Relating to Free Repair or Replacements	13	1,284	1.0%	0.6%	0.7%	0.8%
% of FP17s Relating to Continuations	6	1,284	0.5%	0.8%	1.0%	1.1%
% of Patients satisfied with the dentistry they have received	26	27	96.3%	90.0%	91.9%	91.7%
% of Patients satisfied with the time they had to wait for an appointment	25	27	92.6%	87.2%	88.0%	88.0%

* This is based on patients treated on this contract for their most recent course of treatment. Figures in italics indicate the base number of FP17s or Patient Questionnaire responses are less than 100. N/A is shown where the base number of responses is less than 10 during the period. % is calculated as Quantity/Base number*100

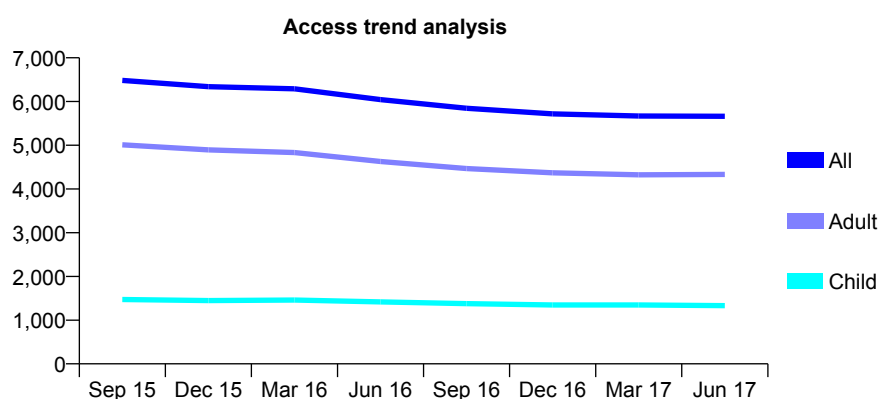
Q67 - Vital Signs At a Glance Contract Report for 138851/0001 - June 2017

Name or company name	Longford Dental Centre
Contract type name	GDS Contract
Purpose of contract	General
Contract start date	01/07/2009
Contract end date	

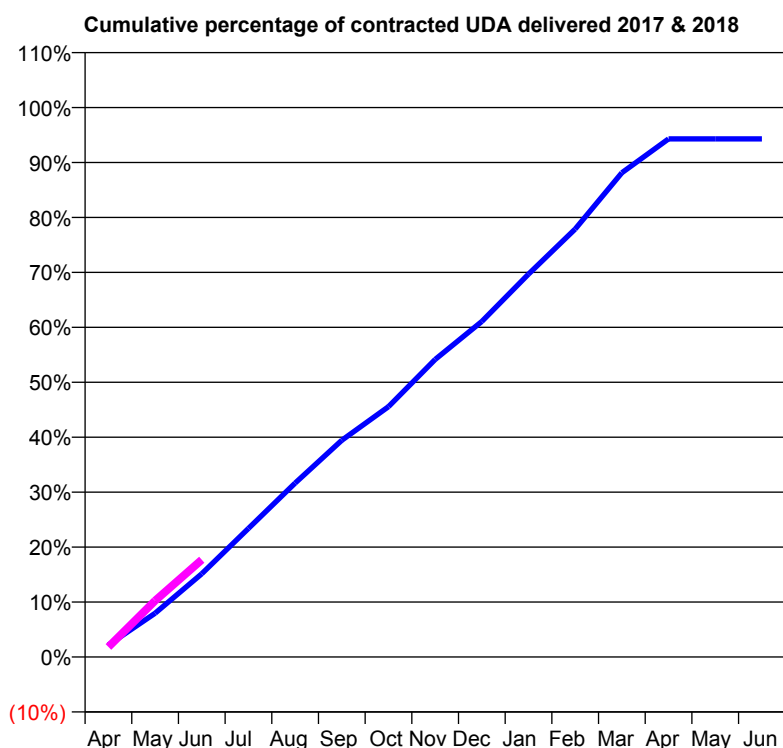
17/18 Contracted general activity (UDA)	15,628
Carry forward general activity (UDA)	0
17/18 Contracted orthodontic activity (UOA)	0
Carry forward orthodontic activity (UOA)	0
Baseline contract value	£428,050.92

ACCESS*

Patients seen in 24 months	Total	Change since previous quarter
Quarter ending June 2016	6,044	
Quarter ending September 2016	5,845	↓
Quarter ending December 2016	5,717	↓
Quarter ending March 2017	5,670	→
Quarter ending June 2017	5,664	→
Variance since June 2016	(6.3%)	↓



ACTIVITY



Adjusted Scheduled Activity (UDA)		
Month	2017	2018
April	345	288
May	1,247	1,603
June	2,370	2,766
July	3,659	
August	4,946	
September	6,163	
October	7,119	
November	8,463	
December	9,545	
January	10,891	
February	12,173	
March	13,772	
April	14,736	
May	14,736	
June	14,736	

QUALITY

	Quantity	Base Number	Contract	AT	Region	England
% of FP17s for the same patient ID Re-attending within 3 months - Children	21	369	5.7%	11.8%	11.6%	12.0%
% of FP17s for the same patient ID Re-attending within 3 months - Adults	177	1,150	15.4%	16.4%	15.9%	16.0%
% of FP17s for the same patient ID Re-attending between 3 & 9 months - Children	140	369	37.9%	55.3%	60.4%	58.0%
% of FP17s for the same patient ID Re-attending between 3 & 9 months - Adults	303	1,150	26.3%	48.9%	52.3%	50.9%
% of FP17s for Band 1 Urgent Courses	127	1,212	10.5%	10.6%	9.5%	9.1%
% of FP17s Relating to Free Repair or Replacements	23	1,212	1.9%	0.6%	0.7%	0.8%
% of FP17s Relating to Continuations	23	1,212	1.9%	0.8%	1.0%	1.1%
% of Patients satisfied with the dentistry they have received	8	8	N/A	90.0%	91.9%	91.7%
% of Patients satisfied with the time they had to wait for an appointment	8	8	N/A	87.2%	88.0%	88.0%

* This is based on patients treated on this contract for their most recent course of treatment. Figures in italics indicate the base number of FP17s or Patient Questionnaire responses are less than 100. N/A is shown where the base number of responses is less than 10 during the period. % is calculated as Quantity/Base number*100

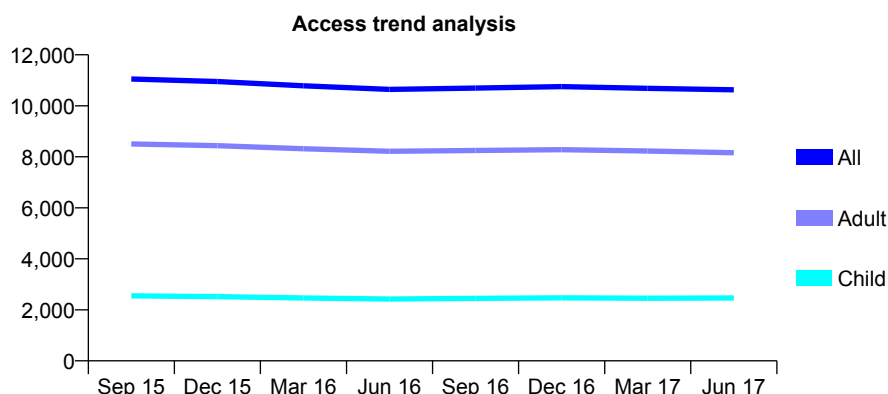
Q67 - Vital Signs At a Glance Contract Report for 141836/0001 - June 2017

Name or company name	Senacre Lodge Dental Practice
Contract type name	GDS Contract
Purpose of contract	General
Contract start date	01/03/2013
Contract end date	

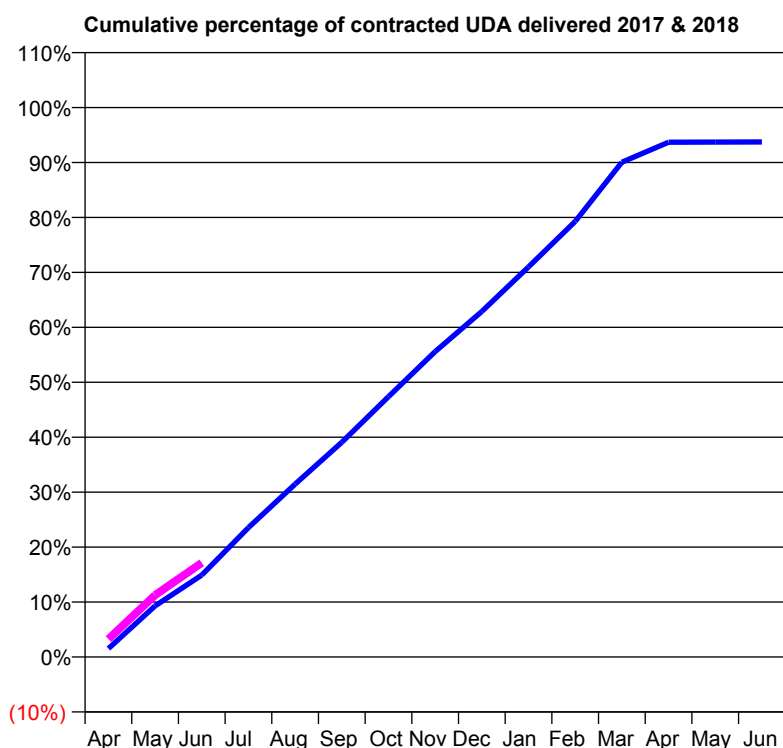
17/18 Contracted general activity (UDA)	27,844
Carry forward general activity (UDA)	0
17/18 Contracted orthodontic activity (UOA)	0
Carry forward orthodontic activity (UOA)	0
Baseline contract value	£680,796.78

ACCESS*

Patients seen in 24 months	Total	Change since previous quarter
Quarter ending June 2016	10,643	
Quarter ending September 2016	10,697	→
Quarter ending December 2016	10,752	→
Quarter ending March 2017	10,686	→
Quarter ending June 2017	10,628	→
Variance since June 2016	(0.1%)	→



ACTIVITY



Month	Adjusted Scheduled Activity (UDA)	
	2017	2018
April	432	906
May	2,592	3,138
June	4,153	4,771
July	6,555	
August	8,759	
September	10,883	
October	13,190	
November	15,480	
December	17,513	
January	19,764	
February	22,070	
March	25,073	
April	26,084	
May	26,094	
June	26,096	

QUALITY

	Quantity	Base Number	Contract	AT	Region	England
% of FP17s for the same patient ID Re-attending within 3 months - Children	50	977	5.1%	11.8%	11.6%	12.0%
% of FP17s for the same patient ID Re-attending within 3 months - Adults	400	2,824	14.2%	16.4%	15.9%	16.0%
% of FP17s for the same patient ID Re-attending between 3 & 9 months - Children	671	977	68.7%	55.3%	60.4%	58.0%
% of FP17s for the same patient ID Re-attending between 3 & 9 months - Adults	1,592	2,824	56.4%	48.9%	52.3%	50.9%
% of FP17s for Band 1 Urgent Courses	296	2,957	10.0%	10.6%	9.5%	9.1%
% of FP17s Relating to Free Repair or Replacements	35	2,957	1.2%	0.6%	0.7%	0.8%
% of FP17s Relating to Continuations	13	2,957	0.4%	0.8%	1.0%	1.1%
% of Patients satisfied with the dentistry they have received	29	30	96.7%	90.0%	91.9%	91.7%
% of Patients satisfied with the time they had to wait for an appointment	28	30	93.3%	87.2%	88.0%	88.0%

* This is based on patients treated on this contract for their most recent course of treatment. Figures in italics indicate the base number of FP17s or Patient Questionnaire responses are less than 100. N/A is shown where the base number of responses is less than 10 during the period. % is calculated as Quantity/Base number*100

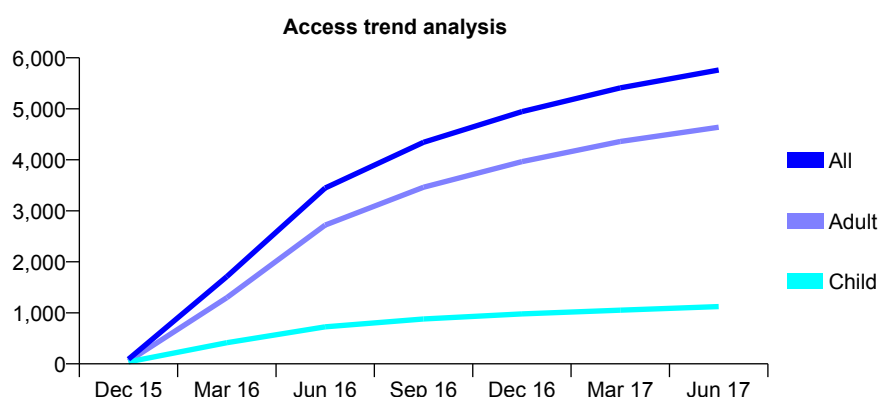
Q67 - Vital Signs At a Glance Contract Report for 141984/0002 - June 2017

Name or company name	Bank House Dental Practice Partnership
Contract type name	GDS Contract
Purpose of contract	General
Contract start date	01/12/2015
Contract end date	

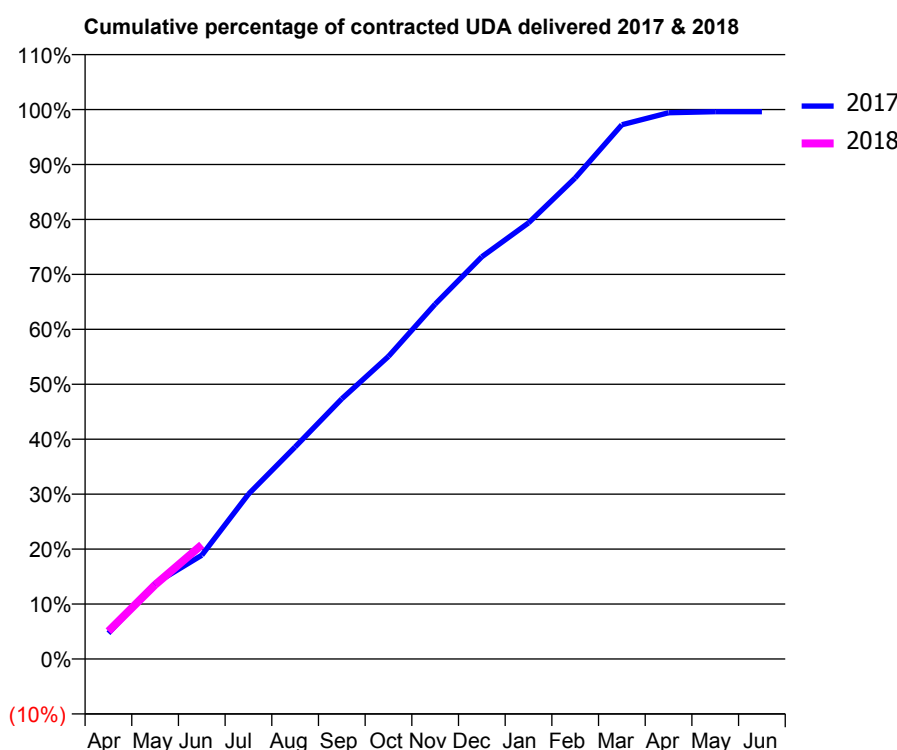
17/18 Contracted general activity (UDA)	17,369
Carry forward general activity (UDA)	0
17/18 Contracted orthodontic activity (UOA)	0
Carry forward orthodontic activity (UOA)	0
Baseline contract value	£531,985.55

ACCESS*

Patients seen in 24 months	Total	Change since previous quarter
Quarter ending June 2016	3,447	
Quarter ending September 2016	4,344	↑
Quarter ending December 2016	4,946	↑
Quarter ending March 2017	5,411	↑
Quarter ending June 2017	5,761	↑
Variance since June 2016	67.1%	↑



ACTIVITY



Adjusted Scheduled Activity (UDA)		
Month	2017	2018
April	817	878
May	2,387	2,344
June	3,282	3,612
July	5,212	
August	6,706	
September	8,224	
October	9,566	
November	11,217	
December	12,713	
January	13,787	
February	15,207	
March	16,887	
April	17,265	
May	17,300	
June	17,301	

QUALITY

	Quantity	Base Number	Contract	AT	Region	England
% of FP17s for the same patient ID Re-attending within 3 months - Children	22	432	5.1%	11.8%	11.6%	12.0%
% of FP17s for the same patient ID Re-attending within 3 months - Adults	187	1,666	11.2%	16.4%	15.9%	16.0%
% of FP17s for the same patient ID Re-attending between 3 & 9 months - Children	252	432	58.3%	55.3%	60.4%	58.0%
% of FP17s for the same patient ID Re-attending between 3 & 9 months - Adults	904	1,666	54.3%	48.9%	52.3%	50.9%
% of FP17s for Band 1 Urgent Courses	155	1,883	8.2%	10.6%	9.5%	9.1%
% of FP17s Relating to Free Repair or Replacements	3	1,883	0.2%	0.6%	0.7%	0.8%
% of FP17s Relating to Continuations	14	1,883	0.7%	0.8%	1.0%	1.1%
% of Patients satisfied with the dentistry they have received	13	14	92.9%	90.0%	91.9%	91.7%
% of Patients satisfied with the time they had to wait for an appointment	11	14	78.6%	87.2%	88.0%	88.0%

* This is based on patients treated on this contract for their most recent course of treatment. Figures in italics indicate the base number of FP17s or Patient Questionnaire responses are less than 100. N/A is shown where the base number of responses is less than 10 during the period. % is calculated as Quantity/Base number*100

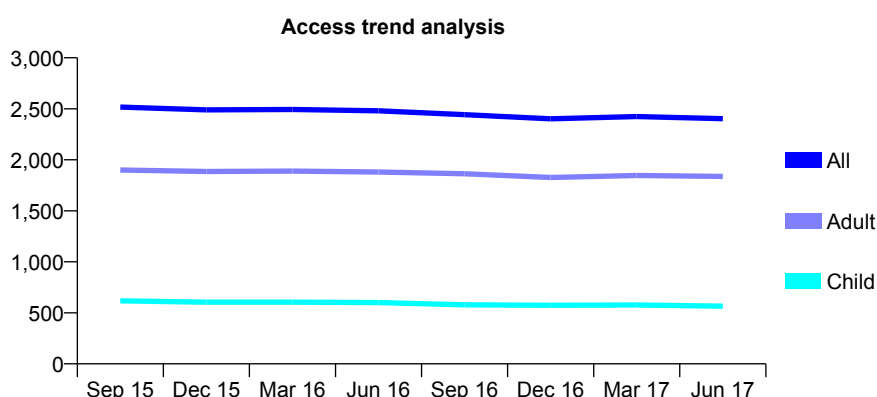
Q67 - Vital Signs At a Glance Contract Report for 143715/0001 - June 2017

Name or company name	Dr G Biant Ltd
Contract type name	GDS Contract
Purpose of contract	General
Contract start date	01/11/2010
Contract end date	

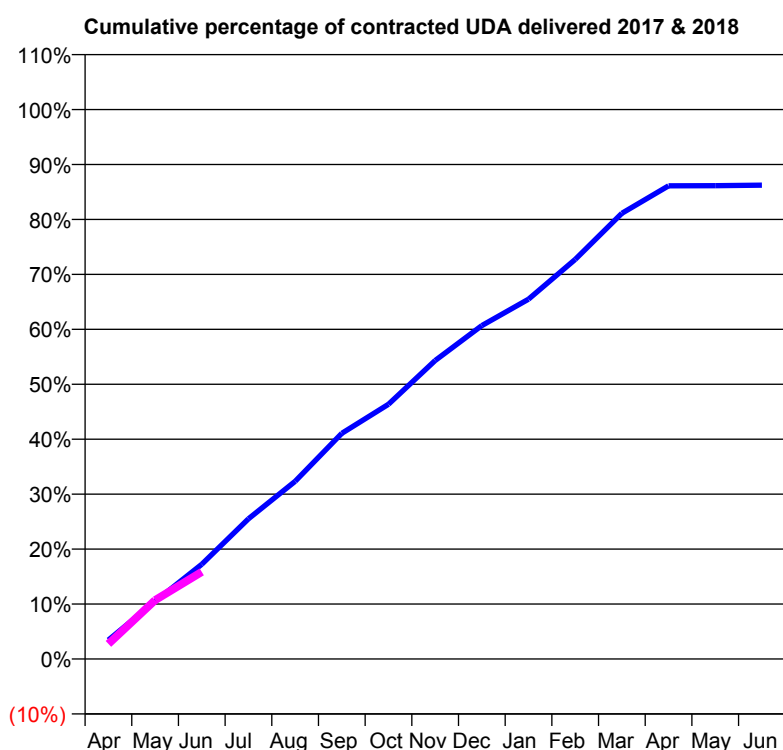
17/18 Contracted general activity (UDA)	7,515
Carry forward general activity (UDA)	0
17/18 Contracted orthodontic activity (UOA)	0
Carry forward orthodontic activity (UOA)	0
Baseline contract value	£214,031.66

ACCESS*

Patients seen in 24 months	Total	Change since previous quarter
Quarter ending June 2016	2,480	
Quarter ending September 2016	2,442	↓
Quarter ending December 2016	2,402	↓
Quarter ending March 2017	2,424	→
Quarter ending June 2017	2,403	→
Variance since June 2016	(3.1%)	↓



ACTIVITY



Adjusted Scheduled Activity (UDA)		
Month	2017	2018
April	261	206
May	789	805
June	1,296	1,192
July	1,917	
August	2,429	
September	3,087	
October	3,484	
November	4,082	
December	4,561	
January	4,921	
February	5,464	
March	6,096	
April	6,471	
May	6,473	
June	6,481	

QUALITY

	Quantity	Base Number	Contract	AT	Region	England
% of FP17s for the same patient ID Re-attending within 3 months - Children	15	224	6.7%	11.8%	11.6%	12.0%
% of FP17s for the same patient ID Re-attending within 3 months - Adults	81	651	12.4%	16.4%	15.9%	16.0%
% of FP17s for the same patient ID Re-attending between 3 & 9 months - Children	135	224	60.3%	55.3%	60.4%	58.0%
% of FP17s for the same patient ID Re-attending between 3 & 9 months - Adults	368	651	56.5%	48.9%	52.3%	50.9%
% of FP17s for Band 1 Urgent Courses	60	679	8.8%	10.6%	9.5%	9.1%
% of FP17s Relating to Free Repair or Replacements	0	679	0.0%	0.6%	0.7%	0.8%
% of FP17s Relating to Continuations	0	679	0.0%	0.8%	1.0%	1.1%
% of Patients satisfied with the dentistry they have received	6	7	N/A	90.0%	91.9%	91.7%
% of Patients satisfied with the time they had to wait for an appointment	7	7	N/A	87.2%	88.0%	88.0%

* This is based on patients treated on this contract for their most recent course of treatment. Figures in italics indicate the base number of FP17s or Patient Questionnaire responses are less than 100. N/A is shown where the base number of responses is less than 10 during the period. % is calculated as Quantity/Base number*100

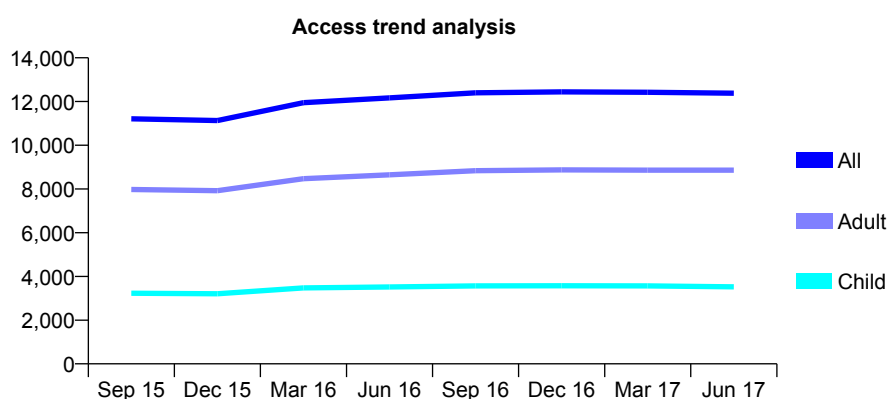
Q67 - Vital Signs At a Glance Contract Report for 145580/0001 - June 2017

Name or company name	Oradent Kent Ltd
Contract type name	GDS Contract
Purpose of contract	General
Contract start date	01/04/2008
Contract end date	

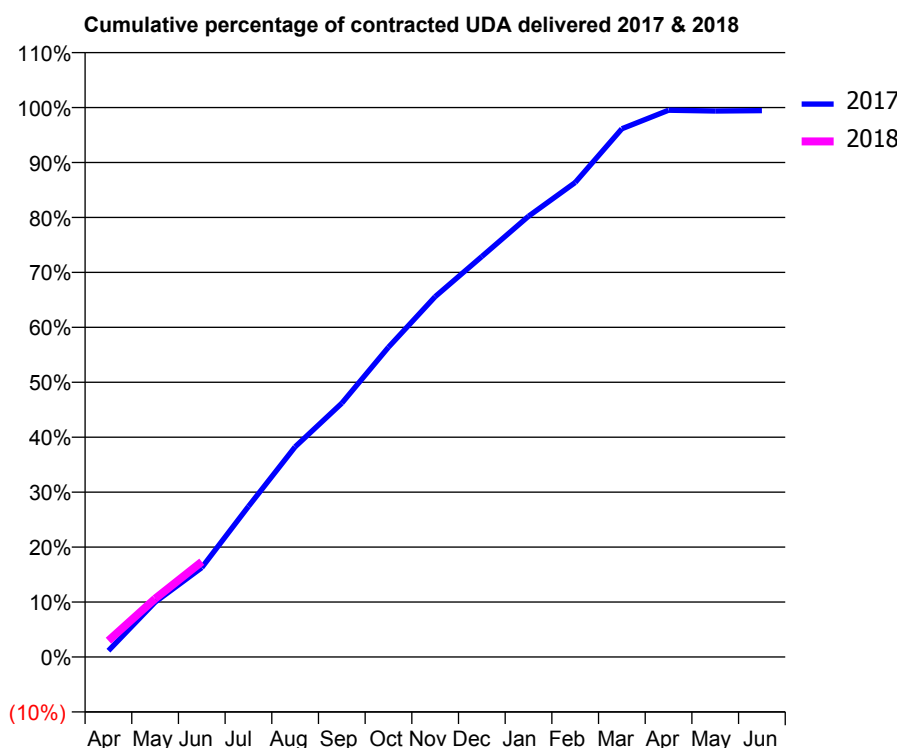
17/18 Contracted general activity (UDA)	34,556
Carry forward general activity (UDA)	0
17/18 Contracted orthodontic activity (UOA)	0
Carry forward orthodontic activity (UOA)	0
Baseline contract value	£774,387.60

ACCESS*

Patients seen in 24 months	Total	Change since previous quarter
Quarter ending June 2016	12,165	
Quarter ending September 2016	12,401	→
Quarter ending December 2016	12,441	→
Quarter ending March 2017	12,426	→
Quarter ending June 2017	12,378	→
Variance since June 2016	1.8%	→



ACTIVITY



Adjusted Scheduled Activity (UDA)		
Month	2017	2018
April	397	1,027
May	3,449	3,671
June	5,625	5,991
July	9,473	
August	13,223	
September	15,958	
October	19,485	
November	22,665	
December	25,186	
January	27,722	
February	29,838	
March	33,217	
April	34,386	
May	34,332	
June	34,363	

QUALITY

	Quantity	Base Number	Contract	AT	Region	England
% of FP17s for the same patient ID Re-attending within 3 months - Children	115	1,241	9.3%	11.8%	11.6%	12.0%
% of FP17s for the same patient ID Re-attending within 3 months - Adults	309	2,534	12.2%	16.4%	15.9%	16.0%
% of FP17s for the same patient ID Re-attending between 3 & 9 months - Children	790	1,241	63.7%	55.3%	60.4%	58.0%
% of FP17s for the same patient ID Re-attending between 3 & 9 months - Adults	1,388	2,534	54.8%	48.9%	52.3%	50.9%
% of FP17s for Band 1 Urgent Courses	277	3,172	8.7%	10.6%	9.5%	9.1%
% of FP17s Relating to Free Repair or Replacements	19	3,172	0.6%	0.6%	0.7%	0.8%
% of FP17s Relating to Continuations	6	3,172	0.2%	0.8%	1.0%	1.1%
% of Patients satisfied with the dentistry they have received	22	23	95.7%	90.0%	91.9%	91.7%
% of Patients satisfied with the time they had to wait for an appointment	20	23	87.0%	87.2%	88.0%	88.0%

* This is based on patients treated on this contract for their most recent course of treatment. Figures in italics indicate the base number of FP17s or Patient Questionnaire responses are less than 100. N/A is shown where the base number of responses is less than 10 during the period. % is calculated as Quantity/Base number*100

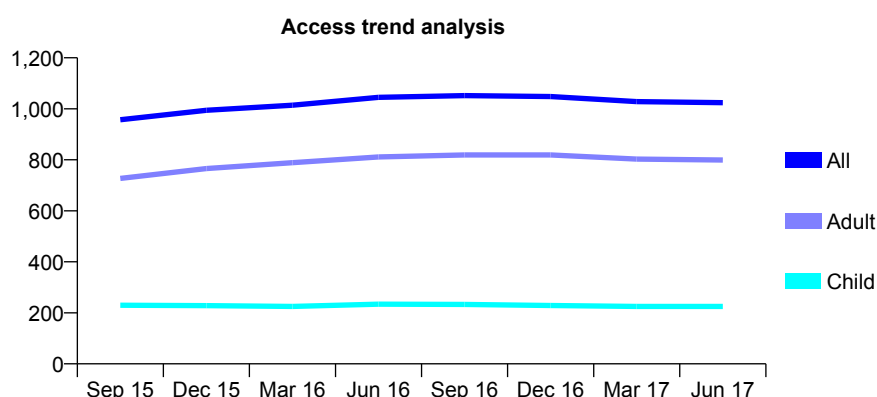
Q67 - Vital Signs At a Glance Contract Report for 145580/0002 - June 2017

Name or company name	Oradent Kent Ltd
Contract type name	GDS Contract
Purpose of contract	General
Contract start date	01/04/2008
Contract end date	

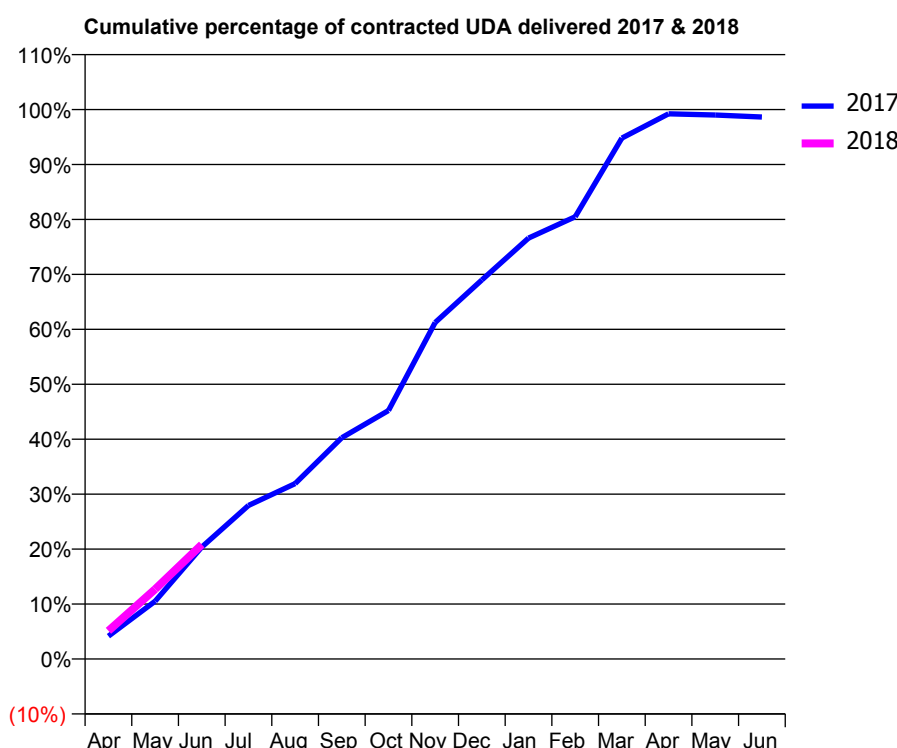
17/18 Contracted general activity (UDA)	3,354
Carry forward general activity (UDA)	0
17/18 Contracted orthodontic activity (UOA)	0
Carry forward orthodontic activity (UOA)	0
Baseline contract value	£80,034.10

ACCESS*

Patients seen in 24 months	Total	Change since previous quarter
Quarter ending June 2016	1,045	
Quarter ending September 2016	1,052	→
Quarter ending December 2016	1,048	→
Quarter ending March 2017	1,028	↓
Quarter ending June 2017	1,024	→
Variance since June 2016	(2.0%)	↓



ACTIVITY



Adjusted Scheduled Activity (UDA)		
Month	2017	2018
April	139	172
May	353	426
June	683	698
July	937	
August	1,071	
September	1,350	
October	1,516	
November	2,054	
December	2,314	
January	2,569	
February	2,699	
March	3,180	
April	3,328	
May	3,320	
June	3,308	

QUALITY

	Quantity	Base Number	Contract	AT	Region	England
% of FP17s for the same patient ID Re-attending within 3 months - Children	3	69	4.3%	11.8%	11.6%	12.0%
% of FP17s for the same patient ID Re-attending within 3 months - Adults	13	201	6.5%	16.4%	15.9%	16.0%
% of FP17s for the same patient ID Re-attending between 3 & 9 months - Children	14	69	20.3%	55.3%	60.4%	58.0%
% of FP17s for the same patient ID Re-attending between 3 & 9 months - Adults	51	201	25.4%	48.9%	52.3%	50.9%
% of FP17s for Band 1 Urgent Courses	7	218	3.2%	10.6%	9.5%	9.1%
% of FP17s Relating to Free Repair or Replacements	0	218	0.0%	0.6%	0.7%	0.8%
% of FP17s Relating to Continuations	1	218	0.5%	0.8%	1.0%	1.1%
% of Patients satisfied with the dentistry they have received	5	6	N/A	90.0%	91.9%	91.7%
% of Patients satisfied with the time they had to wait for an appointment	6	6	N/A	87.2%	88.0%	88.0%

* This is based on patients treated on this contract for their most recent course of treatment. Figures in italics indicate the base number of FP17s or Patient Questionnaire responses are less than 100. N/A is shown where the base number of responses is less than 10 during the period. % is calculated as Quantity/Base number*100

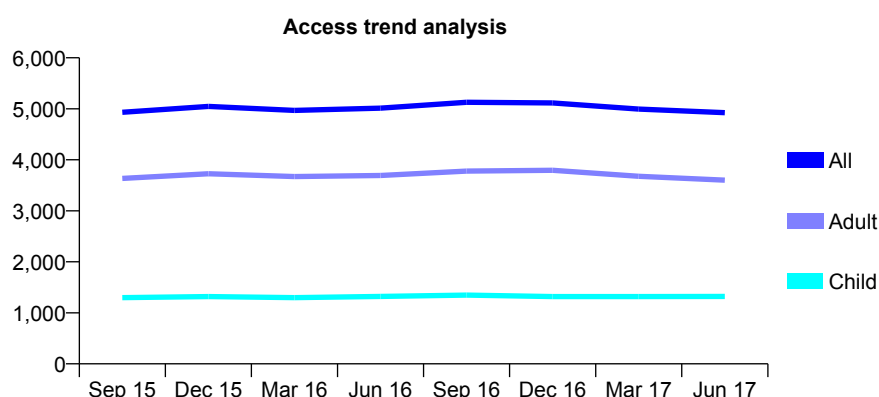
Q67 - Vital Signs At a Glance Contract Report for 146633/0001 - June 2017

Name or company name	South England Dental Practice Partnership
Contract type name	GDS Contract
Purpose of contract	General
Contract start date	01/09/2013
Contract end date	

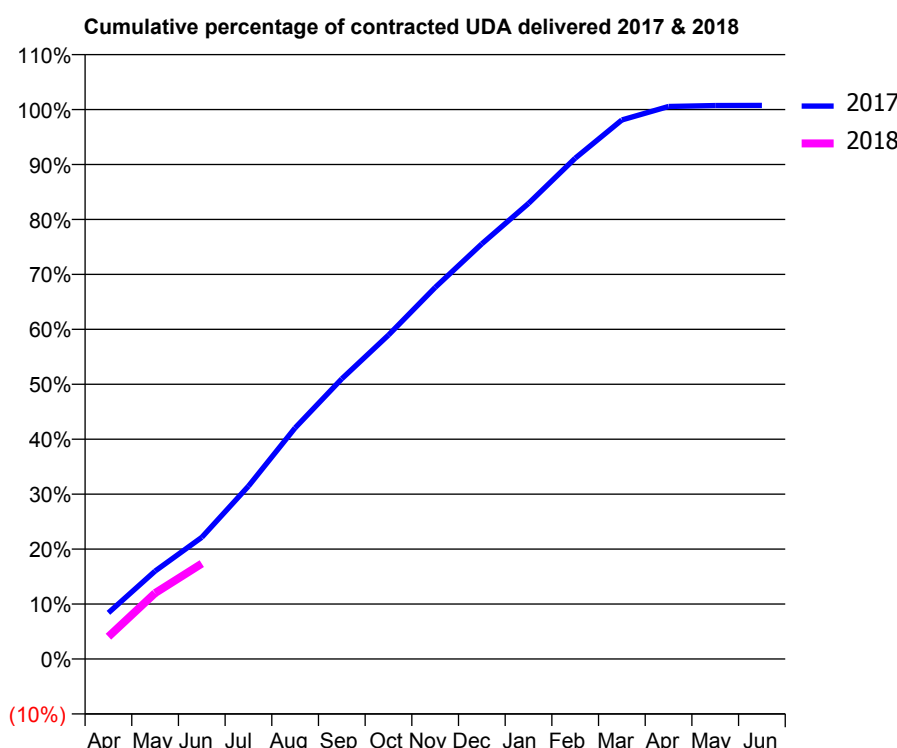
17/18 Contracted general activity (UDA)	12,500
Carry forward general activity (UDA)	0
17/18 Contracted orthodontic activity (UOA)	0
Carry forward orthodontic activity (UOA)	0
Baseline contract value	£356,603.05

ACCESS*

Patients seen in 24 months	Total	Change since previous quarter
Quarter ending June 2016	5,014	
Quarter ending September 2016	5,128	↑
Quarter ending December 2016	5,114	→
Quarter ending March 2017	4,995	↓
Quarter ending June 2017	4,924	↓
Variance since June 2016	(1.8%)	↓



ACTIVITY



Adjusted Scheduled Activity (UDA)		
Month	2017	2018
April	1,051	508
May	2,002	1,500
June	2,767	2,172
July	3,932	
August	5,259	
September	6,375	
October	7,370	
November	8,453	
December	9,445	
January	10,362	
February	11,393	
March	12,262	
April	12,569	
May	12,589	
June	12,592	

QUALITY

	Quantity	Base Number	Contract	AT	Region	England
% of FP17s for the same patient ID Re-attending within 3 months - Children	14	346	4.0%	11.8%	11.6%	12.0%
% of FP17s for the same patient ID Re-attending within 3 months - Adults	91	808	11.3%	16.4%	15.9%	16.0%
% of FP17s for the same patient ID Re-attending between 3 & 9 months - Children	131	346	37.9%	55.3%	60.4%	58.0%
% of FP17s for the same patient ID Re-attending between 3 & 9 months - Adults	294	808	36.4%	48.9%	52.3%	50.9%
% of FP17s for Band 1 Urgent Courses	114	998	11.4%	10.6%	9.5%	9.1%
% of FP17s Relating to Free Repair or Replacements	2	998	0.2%	0.6%	0.7%	0.8%
% of FP17s Relating to Continuations	12	998	1.2%	0.8%	1.0%	1.1%
% of Patients satisfied with the dentistry they have received	16	17	94.1%	90.0%	91.9%	91.7%
% of Patients satisfied with the time they had to wait for an appointment	13	17	76.5%	87.2%	88.0%	88.0%

* This is based on patients treated on this contract for their most recent course of treatment. Figures in italics indicate the base number of FP17s or Patient Questionnaire responses are less than 100. N/A is shown where the base number of responses is less than 10 during the period. % is calculated as Quantity/Base number*100

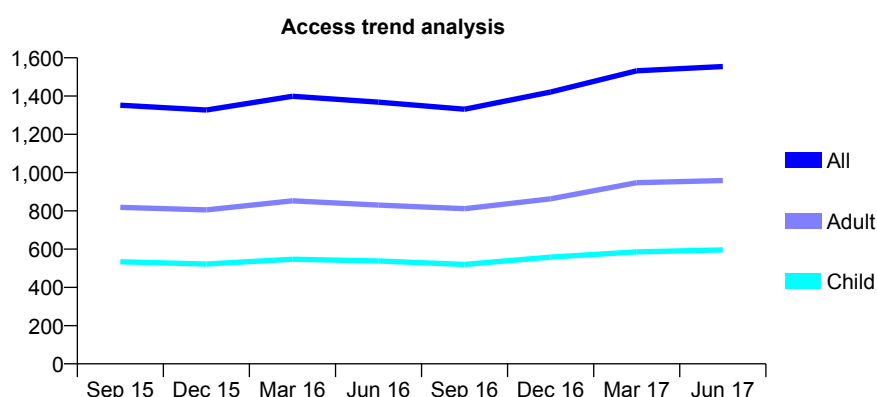
Q67 - Vital Signs At a Glance Contract Report for 146749/0001 - June 2017

Name or company name	Patiali Limited
Contract type name	GDS Contract
Purpose of contract	General
Contract start date	01/05/2011
Contract end date	

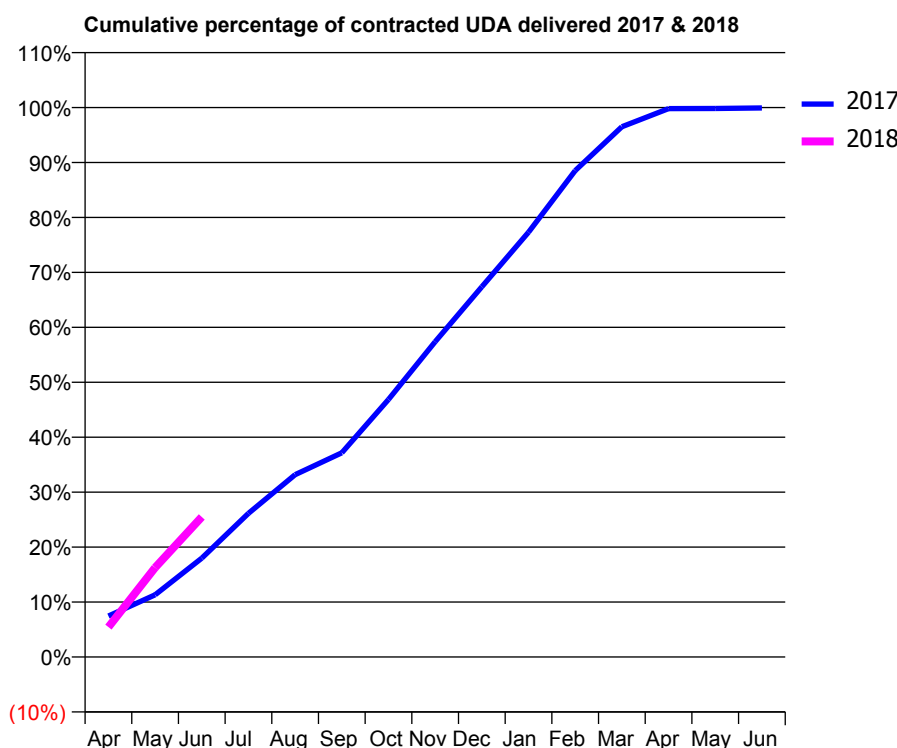
17/18 Contracted general activity (UDA)	4,395
Carry forward general activity (UDA)	0
17/18 Contracted orthodontic activity (UOA)	0
Carry forward orthodontic activity (UOA)	0
Baseline contract value	£108,974.09

ACCESS*

Patients seen in 24 months	Total	Change since previous quarter
Quarter ending June 2016	1,368	
Quarter ending September 2016	1,331	↓
Quarter ending December 2016	1,421	↑
Quarter ending March 2017	1,532	↑
Quarter ending June 2017	1,554	→
Variance since June 2016	13.6%	↑



ACTIVITY



Adjusted Scheduled Activity (UDA)		
Month	2017	2018
April	328	239
May	498	715
June	790	1,121
July	1,150	
August	1,458	
September	1,634	
October	2,060	
November	2,522	
December	2,962	
January	3,397	
February	3,891	
March	4,241	
April	4,386	
May	4,387	
June	4,391	

QUALITY

	Quantity	Base Number	Contract	AT	Region	England
% of FP17s for the same patient ID Re-attending within 3 months - Children	22	205	10.7%	11.8%	11.6%	12.0%
% of FP17s for the same patient ID Re-attending within 3 months - Adults	63	347	18.2%	16.4%	15.9%	16.0%
% of FP17s for the same patient ID Re-attending between 3 & 9 months - Children	117	205	57.1%	55.3%	60.4%	58.0%
% of FP17s for the same patient ID Re-attending between 3 & 9 months - Adults	173	347	49.9%	48.9%	52.3%	50.9%
% of FP17s for Band 1 Urgent Courses	54	475	11.4%	10.6%	9.5%	9.1%
% of FP17s Relating to Free Repair or Replacements	2	475	0.4%	0.6%	0.7%	0.8%
% of FP17s Relating to Continuations	0	475	0.0%	0.8%	1.0%	1.1%
% of Patients satisfied with the dentistry they have received	2	2	N/A	90.0%	91.9%	91.7%
% of Patients satisfied with the time they had to wait for an appointment	1	2	N/A	87.2%	88.0%	88.0%

* This is based on patients treated on this contract for their most recent course of treatment. Figures in italics indicate the base number of FP17s or Patient Questionnaire responses are less than 100. N/A is shown where the base number of responses is less than 10 during the period. % is calculated as Quantity/Base number*100

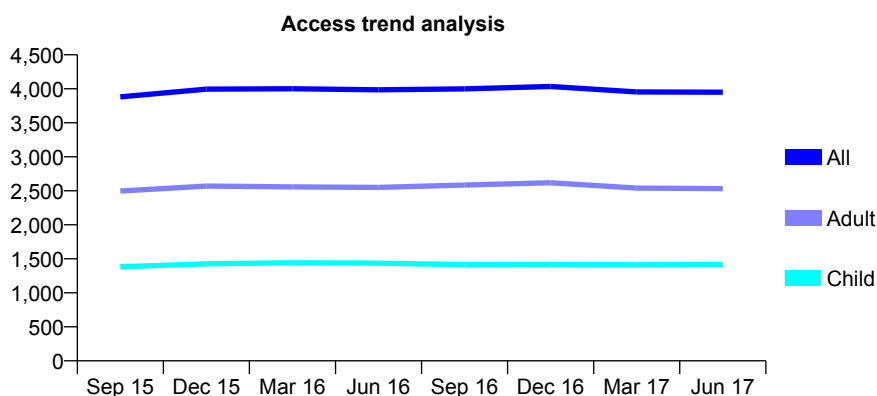
Q67 - Vital Signs At a Glance Contract Report for 146749/0002 - June 2017

Name or company name	Patiali Limited
Contract type name	GDS Contract
Purpose of contract	General
Contract start date	01/05/2011
Contract end date	

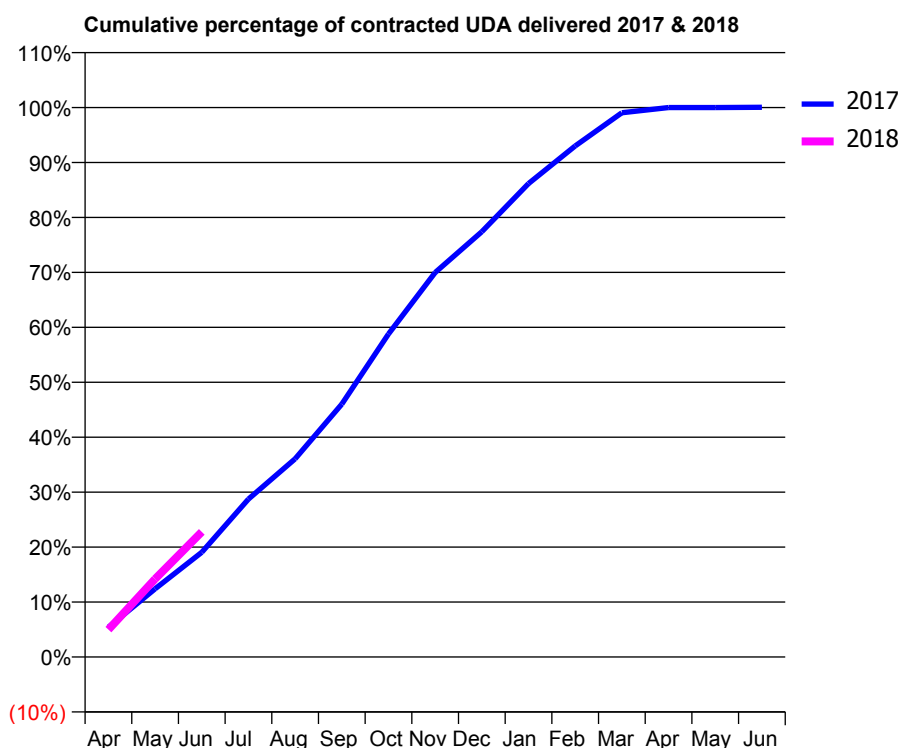
17/18 Contracted general activity (UDA)	9,536
Carry forward general activity (UDA)	0
17/18 Contracted orthodontic activity (UOA)	0
Carry forward orthodontic activity (UOA)	0
Baseline contract value	£247,012.44

ACCESS*

Patients seen in 24 months	Total	Change since previous quarter
Quarter ending June 2016	3,986	
Quarter ending September 2016	3,999	→
Quarter ending December 2016	4,035	→
Quarter ending March 2017	3,953	↓
Quarter ending June 2017	3,950	→
Variance since June 2016	(0.9%)	→



ACTIVITY



Adjusted Scheduled Activity (UDA)		
Month	2017	2018
April	518	475
May	1,184	1,355
June	1,819	2,171
July	2,741	
August	3,440	
September	4,388	
October	5,606	
November	6,673	
December	7,380	
January	8,215	
February	8,869	
March	9,445	
April	9,534	
May	9,534	
June	9,540	

QUALITY

	Quantity	Base Number	Contract	AT	Region	England
% of FP17s for the same patient ID Re-attending within 3 months - Children	54	562	9.6%	11.8%	11.6%	12.0%
% of FP17s for the same patient ID Re-attending within 3 months - Adults	106	810	13.1%	16.4%	15.9%	16.0%
% of FP17s for the same patient ID Re-attending between 3 & 9 months - Children	351	562	62.5%	55.3%	60.4%	58.0%
% of FP17s for the same patient ID Re-attending between 3 & 9 months - Adults	494	810	61.0%	48.9%	52.3%	50.9%
% of FP17s for Band 1 Urgent Courses	115	1,050	11.0%	10.6%	9.5%	9.1%
% of FP17s Relating to Free Repair or Replacements	9	1,050	0.9%	0.6%	0.7%	0.8%
% of FP17s Relating to Continuations	1	1,050	0.1%	0.8%	1.0%	1.1%
% of Patients satisfied with the dentistry they have received	6	8	N/A	90.0%	91.9%	91.7%
% of Patients satisfied with the time they had to wait for an appointment	8	8	N/A	87.2%	88.0%	88.0%

* This is based on patients treated on this contract for their most recent course of treatment. Figures in italics indicate the base number of FP17s or Patient Questionnaire responses are less than 100. N/A is shown where the base number of responses is less than 10 during the period. % is calculated as Quantity/Base number*100

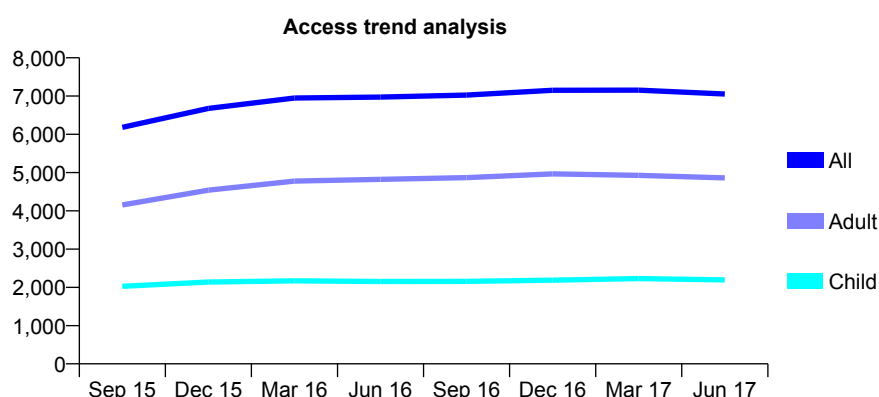
Q67 - Vital Signs At a Glance Contract Report for 148628/0001 - June 2017

Name or company name	Gravesend Dental Surgery
Contract type name	GDS Contract
Purpose of contract	General
Contract start date	15/02/2014
Contract end date	

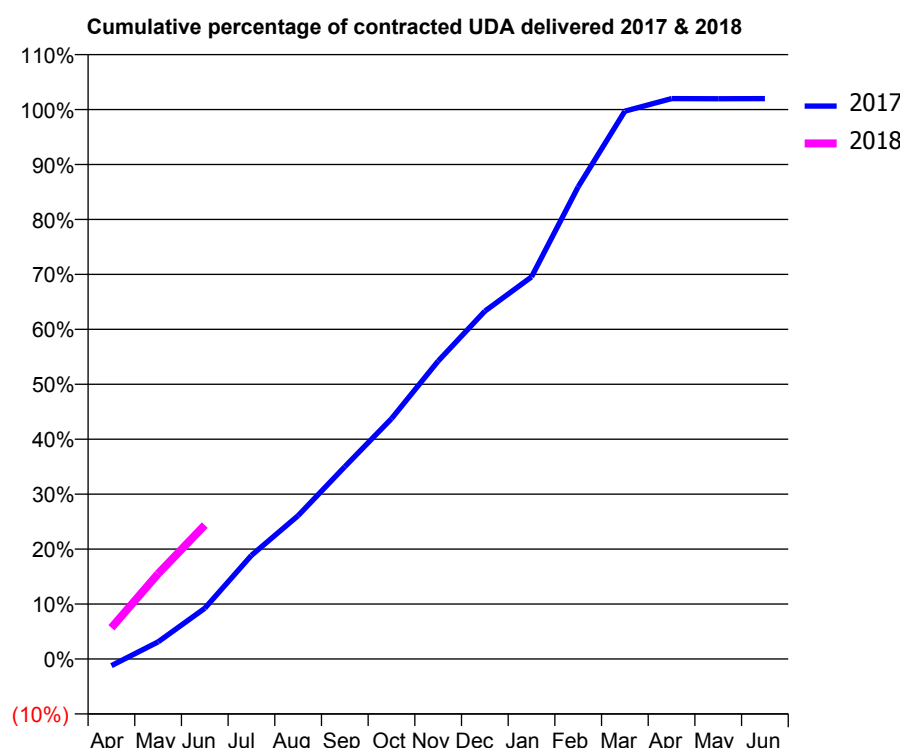
17/18 Contracted general activity (UDA)	18,214
Carry forward general activity (UDA)	0
17/18 Contracted orthodontic activity (UOA)	0
Carry forward orthodontic activity (UOA)	0
Baseline contract value	£508,713.81

ACCESS*

Patients seen in 24 months	Total	Change since previous quarter
Quarter ending June 2016	6,972	
Quarter ending September 2016	7,025	→
Quarter ending December 2016	7,151	→
Quarter ending March 2017	7,156	→
Quarter ending June 2017	7,055	↓
Variance since June 2016	1.2%	→



ACTIVITY



Month	Adjusted Scheduled Activity (UDA)	
	2017	2018
April	-223	1,039
May	566	2,828
June	1,683	4,438
July	3,435	
August	4,754	
September	6,376	
October	7,965	
November	9,877	
December	11,529	
January	12,665	
February	15,653	
March	18,159	
April	18,574	
May	18,573	
June	18,574	

QUALITY

	Quantity	Base Number	Contract	AT	Region	England
% of FP17s for the same patient ID Re-attending within 3 months - Children	78	788	9.9%	11.8%	11.6%	12.0%
% of FP17s for the same patient ID Re-attending within 3 months - Adults	188	1,382	13.6%	16.4%	15.9%	16.0%
% of FP17s for the same patient ID Re-attending between 3 & 9 months - Children	322	788	40.9%	55.3%	60.4%	58.0%
% of FP17s for the same patient ID Re-attending between 3 & 9 months - Adults	526	1,382	38.1%	48.9%	52.3%	50.9%
% of FP17s for Band 1 Urgent Courses	216	1,937	11.2%	10.6%	9.5%	9.1%
% of FP17s Relating to Free Repair or Replacements	7	1,937	0.4%	0.6%	0.7%	0.8%
% of FP17s Relating to Continuations	9	1,937	0.5%	0.8%	1.0%	1.1%
% of Patients satisfied with the dentistry they have received	6	8	N/A	90.0%	91.9%	91.7%
% of Patients satisfied with the time they had to wait for an appointment	7	8	N/A	87.2%	88.0%	88.0%

* This is based on patients treated on this contract for their most recent course of treatment. Figures in italics indicate the base number of FP17s or Patient Questionnaire responses are less than 100. N/A is shown where the base number of responses is less than 10 during the period. % is calculated as Quantity/Base number*100

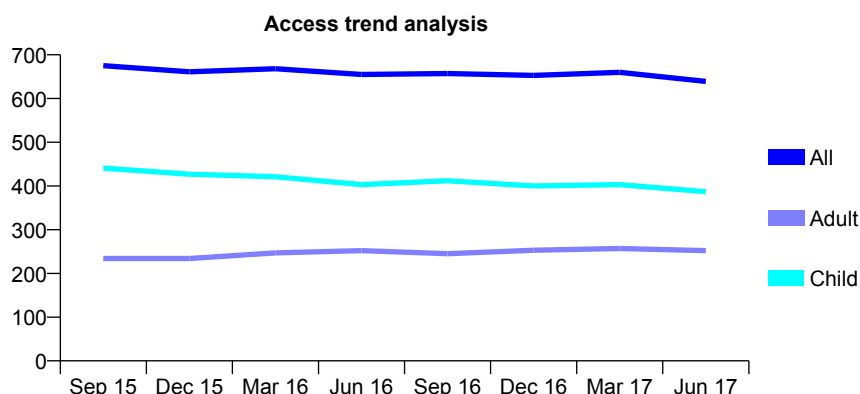
Q67 - Vital Signs At a Glance Contract Report for 149446/0001 - June 2017

Name or company name	Calverley Dental Practice
Contract type name	GDS Contract
Purpose of contract	General
Contract start date	01/08/2012
Contract end date	

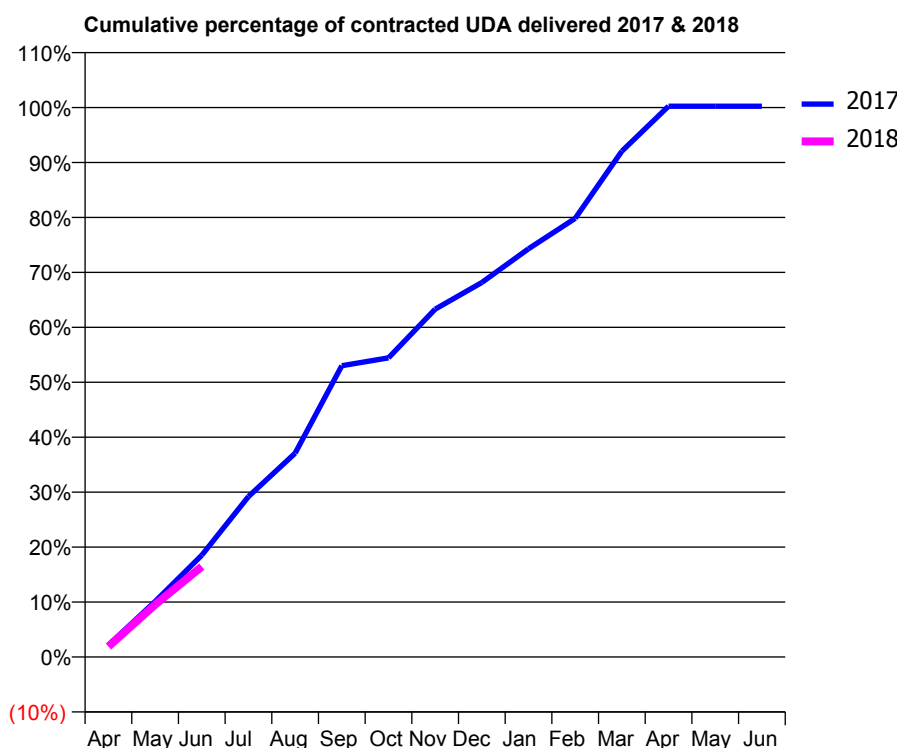
17/18 Contracted general activity (UDA)	1,200
Carry forward general activity (UDA)	0
17/18 Contracted orthodontic activity (UOA)	0
Carry forward orthodontic activity (UOA)	0
Baseline contract value	£29,340.62

ACCESS*

Patients seen in 24 months	Total	Change since previous quarter
Quarter ending June 2016	655	
Quarter ending September 2016	657	→
Quarter ending December 2016	653	→
Quarter ending March 2017	660	→
Quarter ending June 2017	639	↓
Variance since June 2016	(2.4%)	↓



ACTIVITY



Adjusted Scheduled Activity (UDA)		
Month	2017	2018
April	26	23
May	121	114
June	222	198
July	350	
August	445	
September	636	
October	653	
November	760	
December	818	
January	891	
February	958	
March	1,105	
April	1,203	
May	1,203	
June	1,203	

QUALITY

	Quantity	Base Number	Contract	AT	Region	England
% of FP17s for the same patient ID Re-attending within 3 months - Children	2	84	2.4%	11.8%	11.6%	12.0%
% of FP17s for the same patient ID Re-attending within 3 months - Adults	5	52	9.6%	16.4%	15.9%	16.0%
% of FP17s for the same patient ID Re-attending between 3 & 9 months - Children	18	84	21.4%	55.3%	60.4%	58.0%
% of FP17s for the same patient ID Re-attending between 3 & 9 months - Adults	17	52	32.7%	48.9%	52.3%	50.9%
% of FP17s for Band 1 Urgent Courses	3	110	2.7%	10.6%	9.5%	9.1%
% of FP17s Relating to Free Repair or Replacements	0	110	0.0%	0.6%	0.7%	0.8%
% of FP17s Relating to Continuations	0	110	0.0%	0.8%	1.0%	1.1%
% of Patients satisfied with the dentistry they have received	5	5	N/A	90.0%	91.9%	91.7%
% of Patients satisfied with the time they had to wait for an appointment	5	5	N/A	87.2%	88.0%	88.0%

* This is based on patients treated on this contract for their most recent course of treatment. Figures in italics indicate the base number of FP17s or Patient Questionnaire responses are less than 100. N/A is shown where the base number of responses is less than 10 during the period. % is calculated as Quantity/Base number*100

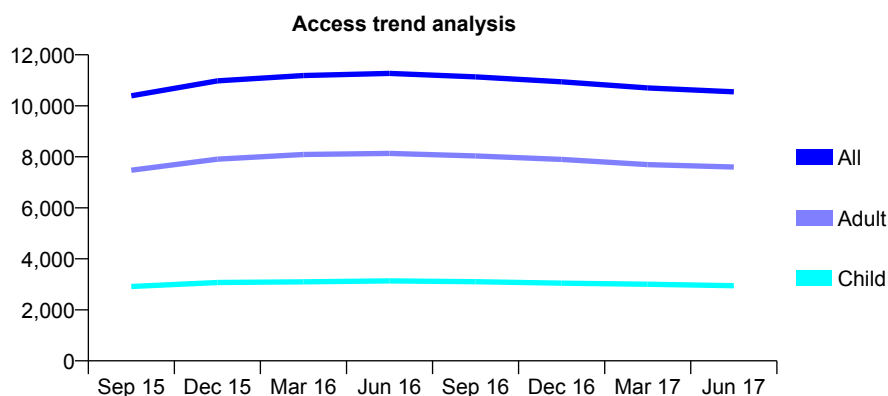
Q67 - Vital Signs At a Glance Contract Report for 152226/0001 - June 2017

Name or company name	Dentapol(Kent)Ltd
Contract type name	GDS Contract
Purpose of contract	General
Contract start date	02/02/2010
Contract end date	

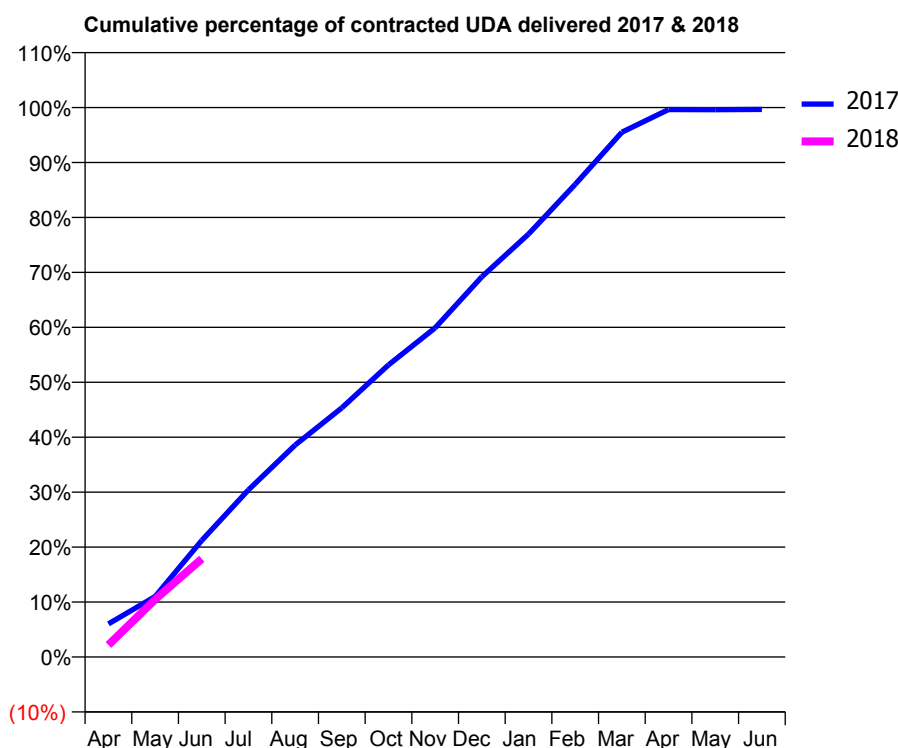
17/18 Contracted general activity (UDA)	32,000
Carry forward general activity (UDA)	0
17/18 Contracted orthodontic activity (UOA)	0
Carry forward orthodontic activity (UOA)	0
Baseline contract value	£696,969.73

ACCESS*

Patients seen in 24 months	Total	Change since previous quarter
Quarter ending June 2016	11,268	
Quarter ending September 2016	11,135	↓
Quarter ending December 2016	10,943	↓
Quarter ending March 2017	10,699	↓
Quarter ending June 2017	10,549	↓
Variance since June 2016	(6.4%)	↓



ACTIVITY



Adjusted Scheduled Activity (UDA)		
Month	2017	2018
April	1,929	707
May	3,522	3,350
June	6,793	5,717
July	9,734	
August	12,345	
September	14,508	
October	17,007	
November	19,171	
December	22,145	
January	24,626	
February	27,524	
March	30,564	
April	31,884	
May	31,870	
June	31,888	

QUALITY

	Quantity	Base Number	Contract	AT	Region	England
% of FP17s for the same patient ID Re-attending within 3 months - Children	84	803	10.5%	11.8%	11.6%	12.0%
% of FP17s for the same patient ID Re-attending within 3 months - Adults	371	2,083	17.8%	16.4%	15.9%	16.0%
% of FP17s for the same patient ID Re-attending between 3 & 9 months - Children	432	803	53.8%	55.3%	60.4%	58.0%
% of FP17s for the same patient ID Re-attending between 3 & 9 months - Adults	933	2,083	44.8%	48.9%	52.3%	50.9%
% of FP17s for Band 1 Urgent Courses	414	2,317	17.9%	10.6%	9.5%	9.1%
% of FP17s Relating to Free Repair or Replacements	28	2,317	1.2%	0.6%	0.7%	0.8%
% of FP17s Relating to Continuations	17	2,317	0.7%	0.8%	1.0%	1.1%
% of Patients satisfied with the dentistry they have received	20	24	83.3%	90.0%	91.9%	91.7%
% of Patients satisfied with the time they had to wait for an appointment	21	24	87.5%	87.2%	88.0%	88.0%

* This is based on patients treated on this contract for their most recent course of treatment. Figures in italics indicate the base number of FP17s or Patient Questionnaire responses are less than 100. N/A is shown where the base number of responses is less than 10 during the period. % is calculated as Quantity/Base number*100

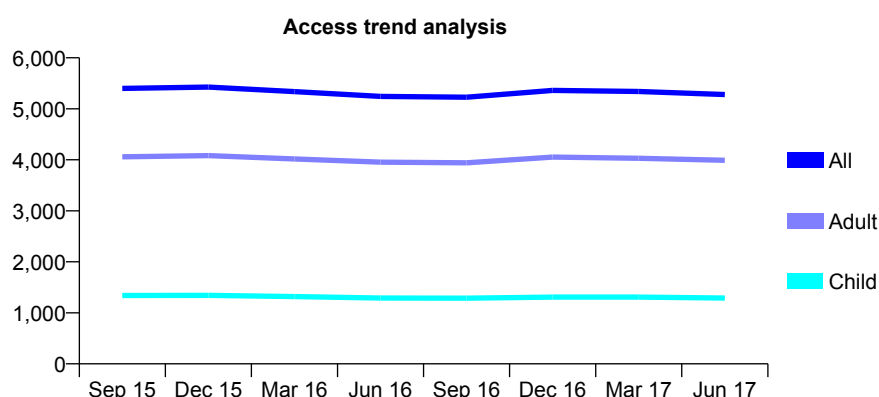
Q67 - Vital Signs At a Glance Contract Report for 152226/0002 - June 2017

Name or company name	Dentapol(Kent)Ltd
Contract type name	GDS Contract
Purpose of contract	General
Contract start date	04/01/2010
Contract end date	

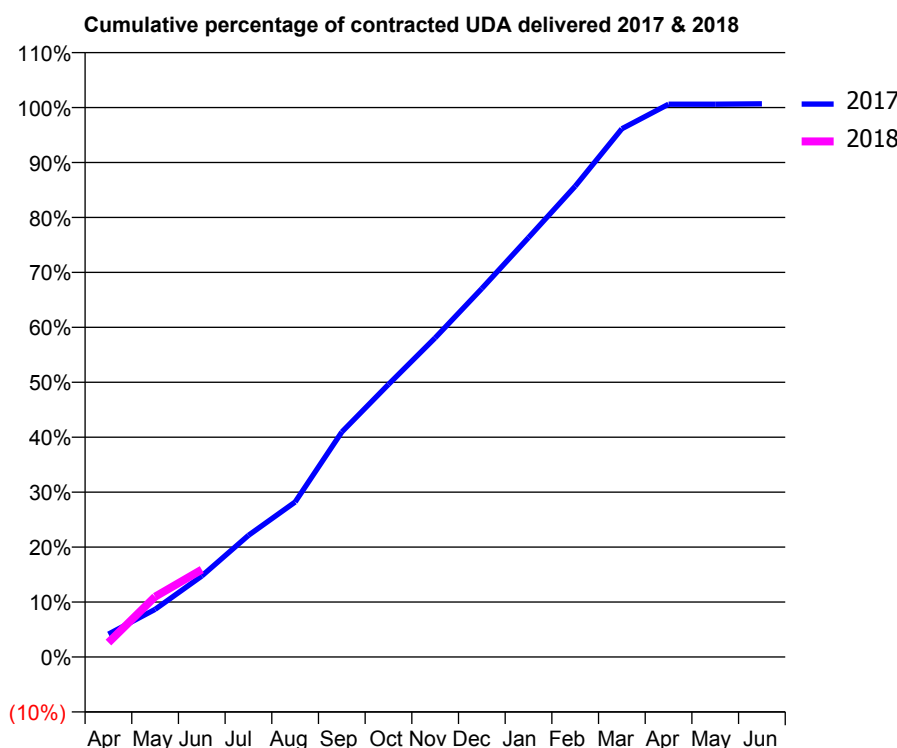
17/18 Contracted general activity (UDA)	16,000
Carry forward general activity (UDA)	0
17/18 Contracted orthodontic activity (UOA)	0
Carry forward orthodontic activity (UOA)	0
Baseline contract value	£354,450.11

ACCESS*

Patients seen in 24 months	Total	Change since previous quarter
Quarter ending June 2016	5,244	
Quarter ending September 2016	5,228	→
Quarter ending December 2016	5,362	↑
Quarter ending March 2017	5,339	→
Quarter ending June 2017	5,279	↓
Variance since June 2016	0.7%	→



ACTIVITY



Month	Adjusted Scheduled Activity (UDA)	
	2017	2018
April	666	420
May	1,388	1,758
June	2,357	2,546
July	3,542	
August	4,514	
September	6,552	
October	7,939	
November	9,294	
December	10,728	
January	12,211	
February	13,707	
March	15,382	
April	16,094	
May	16,096	
June	16,107	

QUALITY

	Quantity	Base Number	Contract	AT	Region	England
% of FP17s for the same patient ID Re-attending within 3 months - Children	13	374	3.5%	11.8%	11.6%	12.0%
% of FP17s for the same patient ID Re-attending within 3 months - Adults	137	1,183	11.6%	16.4%	15.9%	16.0%
% of FP17s for the same patient ID Re-attending between 3 & 9 months - Children	287	374	76.7%	55.3%	60.4%	58.0%
% of FP17s for the same patient ID Re-attending between 3 & 9 months - Adults	728	1,183	61.5%	48.9%	52.3%	50.9%
% of FP17s for Band 1 Urgent Courses	151	1,252	12.1%	10.6%	9.5%	9.1%
% of FP17s Relating to Free Repair or Replacements	14	1,252	1.1%	0.6%	0.7%	0.8%
% of FP17s Relating to Continuations	4	1,252	0.3%	0.8%	1.0%	1.1%
% of Patients satisfied with the dentistry they have received	10	12	83.3%	90.0%	91.9%	91.7%
% of Patients satisfied with the time they had to wait for an appointment	9	12	75.0%	87.2%	88.0%	88.0%

* This is based on patients treated on this contract for their most recent course of treatment. Figures in italics indicate the base number of FP17s or Patient Questionnaire responses are less than 100. N/A is shown where the base number of responses is less than 10 during the period. % is calculated as Quantity/Base number*100

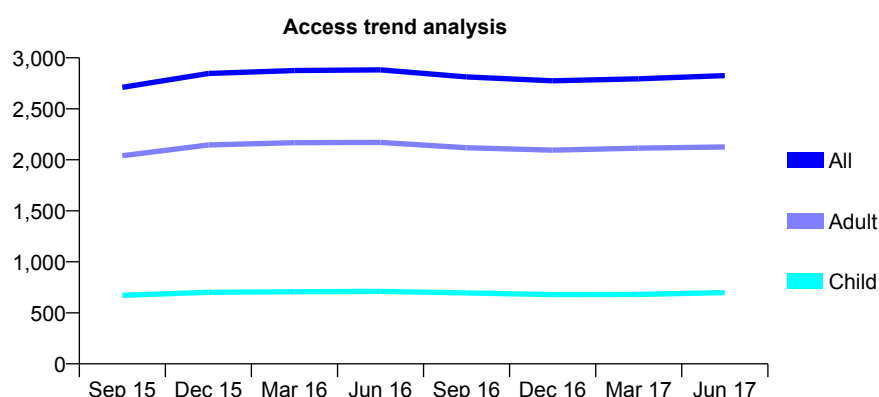
Q67 - Vital Signs At a Glance Contract Report for 153036/0001 - June 2017

Name or company name	Lydd Dental Care
Contract type name	GDS Contract
Purpose of contract	General
Contract start date	17/03/2014
Contract end date	

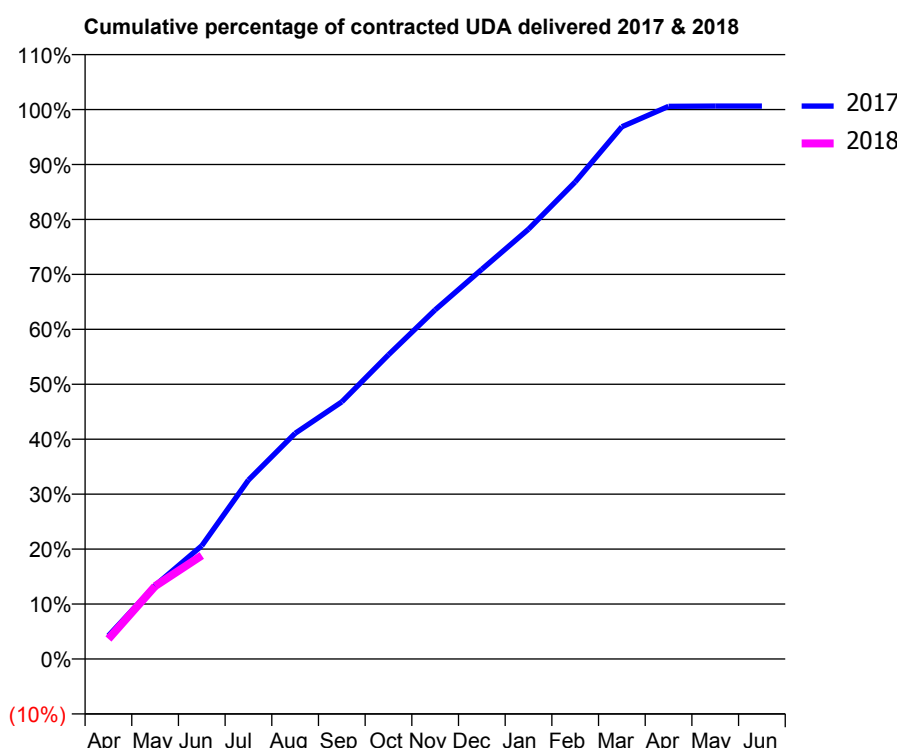
17/18 Contracted general activity (UDA)	10,202
Carry forward general activity (UDA)	0
17/18 Contracted orthodontic activity (UOA)	0
Carry forward orthodontic activity (UOA)	0
Baseline contract value	£226,747.91

ACCESS*

Patients seen in 24 months	Total	Change since previous quarter
Quarter ending June 2016	2,882	
Quarter ending September 2016	2,813	↓
Quarter ending December 2016	2,774	↓
Quarter ending March 2017	2,794	→
Quarter ending June 2017	2,825	→
Variance since June 2016	(2.0%)	↓



ACTIVITY



Adjusted Scheduled Activity (UDA)		
Month	2017	2018
April	431	373
May	1,366	1,354
June	2,102	1,923
July	3,324	
August	4,190	
September	4,774	
October	5,647	
November	6,482	
December	7,236	
January	7,980	
February	8,857	
March	9,881	
April	10,260	
May	10,265	
June	10,266	

QUALITY

	Quantity	Base Number	Contract	AT	Region	England
% of FP17s for the same patient ID Re-attending within 3 months - Children	21	263	8.0%	11.8%	11.6%	12.0%
% of FP17s for the same patient ID Re-attending within 3 months - Adults	95	734	12.9%	16.4%	15.9%	16.0%
% of FP17s for the same patient ID Re-attending between 3 & 9 months - Children	161	263	61.2%	55.3%	60.4%	58.0%
% of FP17s for the same patient ID Re-attending between 3 & 9 months - Adults	462	734	62.9%	48.9%	52.3%	50.9%
% of FP17s for Band 1 Urgent Courses	70	868	8.1%	10.6%	9.5%	9.1%
% of FP17s Relating to Free Repair or Replacements	4	868	0.5%	0.6%	0.7%	0.8%
% of FP17s Relating to Continuations	3	868	0.3%	0.8%	1.0%	1.1%
% of Patients satisfied with the dentistry they have received	17	18	94.4%	90.0%	91.9%	91.7%
% of Patients satisfied with the time they had to wait for an appointment	17	18	94.4%	87.2%	88.0%	88.0%

* This is based on patients treated on this contract for their most recent course of treatment. Figures in italics indicate the base number of FP17s or Patient Questionnaire responses are less than 100. N/A is shown where the base number of responses is less than 10 during the period. % is calculated as Quantity/Base number*100

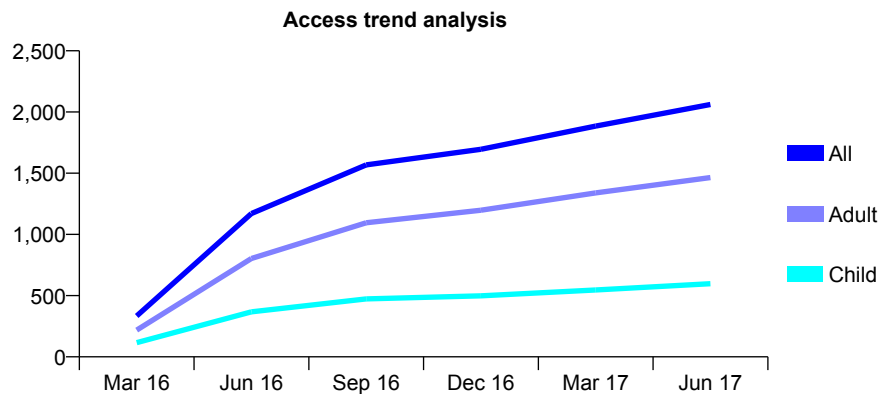
Q67 - Vital Signs At a Glance Contract Report for 153702/0001 - June 2017

Name or company name	MR R TRIVEDI
Contract type name	GDS Contract
Purpose of contract	General
Contract start date	31/01/2016
Contract end date	

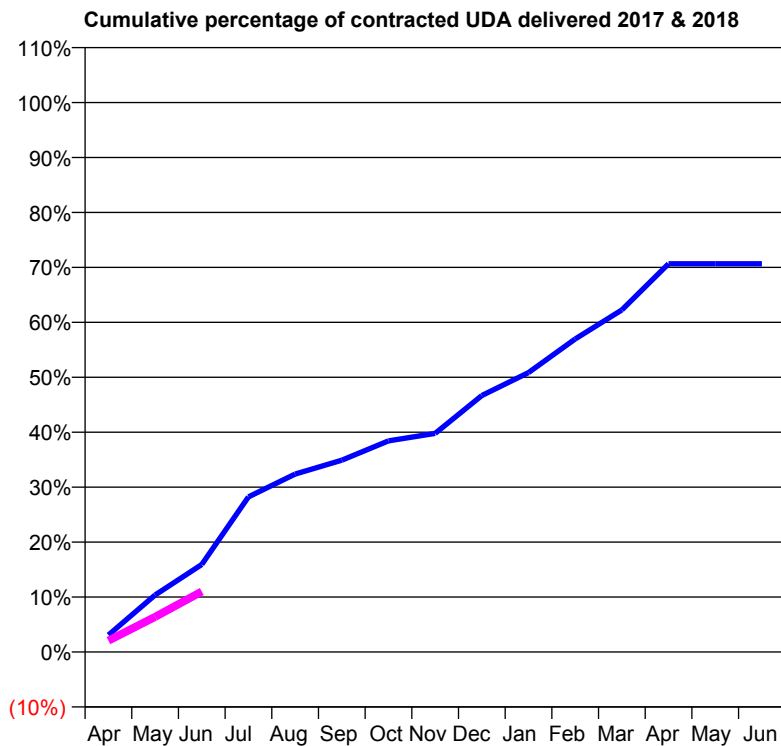
17/18 Contracted general activity (UDA)	8,247
Carry forward general activity (UDA)	0
17/18 Contracted orthodontic activity (UOA)	0
Carry forward orthodontic activity (UOA)	0
Baseline contract value	£271,601.69

ACCESS*

Patients seen in 24 months	Total	Change since previous quarter
Quarter ending June 2016	1,171	
Quarter ending September 2016	1,568	↑
Quarter ending December 2016	1,696	↑
Quarter ending March 2017	1,885	↑
Quarter ending June 2017	2,062	↑
Variance since June 2016	76.1%	↑



ACTIVITY



Adjusted Scheduled Activity (UDA)		
Month	2017	2018
April	254	171
May	855	528
June	1,313	908
July	2,328	
August	2,671	
September	2,878	
October	3,168	
November	3,282	
December	3,850	
January	4,194	
February	4,697	
March	5,135	
April	5,827	
May	5,827	
June	5,827	

QUALITY

	Quantity	Base Number	Contract	AT	Region	England
% of FP17s for the same patient ID Re-attending within 3 months - Children	20	260	7.7%	11.8%	11.6%	12.0%
% of FP17s for the same patient ID Re-attending within 3 months - Adults	79	590	13.4%	16.4%	15.9%	16.0%
% of FP17s for the same patient ID Re-attending between 3 & 9 months - Children	68	260	26.2%	55.3%	60.4%	58.0%
% of FP17s for the same patient ID Re-attending between 3 & 9 months - Adults	177	590	30.0%	48.9%	52.3%	50.9%
% of FP17s for Band 1 Urgent Courses	59	450	13.1%	10.6%	9.5%	9.1%
% of FP17s Relating to Free Repair or Replacements	2	450	0.4%	0.6%	0.7%	0.8%
% of FP17s Relating to Continuations	18	450	4.0%	0.8%	1.0%	1.1%
% of Patients satisfied with the dentistry they have received	0	0	N/A	90.0%	91.9%	91.7%
% of Patients satisfied with the time they had to wait for an appointment	0	0	N/A	87.2%	88.0%	88.0%

* This is based on patients treated on this contract for their most recent course of treatment. Figures in italics indicate the base number of FP17s or Patient Questionnaire responses are less than 100. N/A is shown where the base number of responses is less than 10 during the period. % is calculated as Quantity/Base number*100

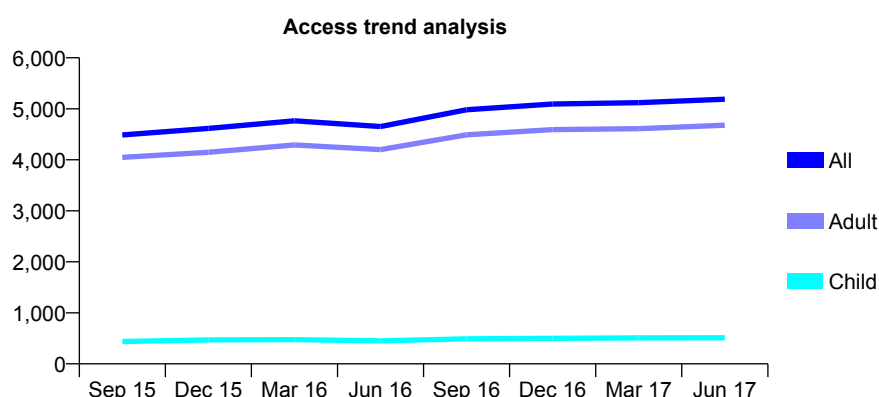
Q67 - Vital Signs At a Glance Contract Report for 154954/0004 - June 2017

Name or company name	Simon Collins
Contract type name	PDS Contract
Purpose of contract	General
Contract start date	01/12/2012
Contract end date	31/03/2019

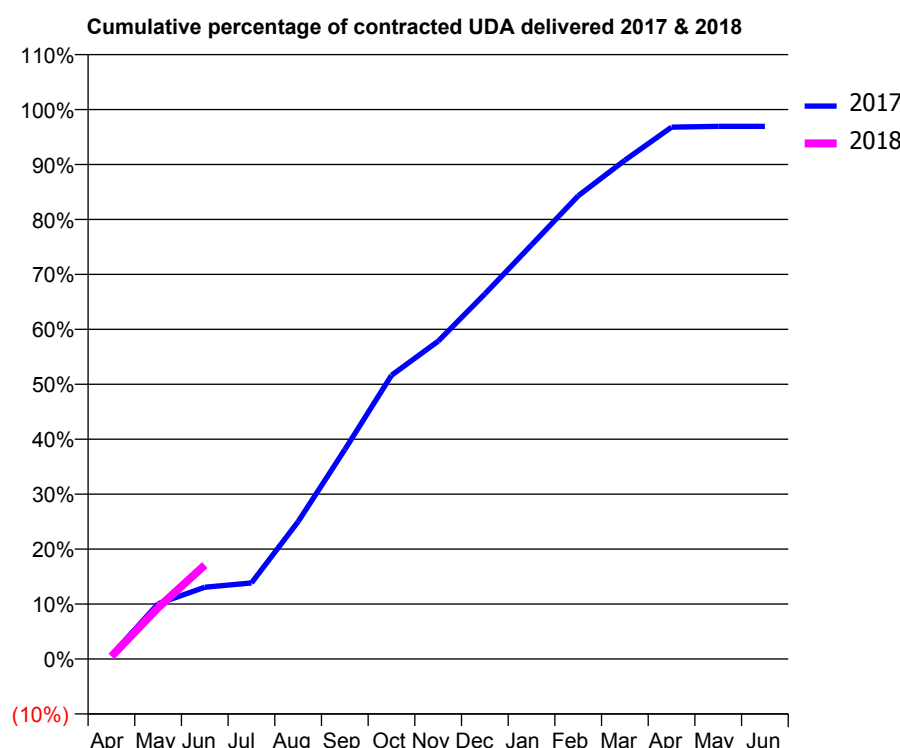
17/18 Contracted general activity (UDA)	9,437
Carry forward general activity (UDA)	0
17/18 Contracted orthodontic activity (UOA)	0
Carry forward orthodontic activity (UOA)	0
Baseline contract value	£338,738.71

ACCESS*

Patients seen in 24 months	Total	Change since previous quarter
Quarter ending June 2016	4,651	
Quarter ending September 2016	4,981	↑
Quarter ending December 2016	5,093	↑
Quarter ending March 2017	5,119	→
Quarter ending June 2017	5,189	→
Variance since June 2016	11.6%	↑



ACTIVITY



Adjusted Scheduled Activity (UDA)		
Month	2017	2018
April	64	44
May	950	883
June	1,234	1,614
July	1,307	
August	2,361	
September	3,596	
October	4,872	
November	5,459	
December	6,268	
January	7,113	
February	7,954	
March	8,566	
April	9,135	
May	9,148	
June	9,148	

QUALITY

	Quantity	Base Number	Contract	AT	Region	England
% of FP17s for the same patient ID Re-attending within 3 months - Children	14	283	4.9%	11.8%	11.6%	12.0%
% of FP17s for the same patient ID Re-attending within 3 months - Adults	105	1,549	6.8%	16.4%	15.9%	16.0%
% of FP17s for the same patient ID Re-attending between 3 & 9 months - Children	4	283	1.4%	55.3%	60.4%	58.0%
% of FP17s for the same patient ID Re-attending between 3 & 9 months - Adults	50	1,549	3.2%	48.9%	52.3%	50.9%
% of FP17s for Band 1 Urgent Courses	1,333	1,347	99.0%	10.6%	9.5%	9.1%
% of FP17s Relating to Free Repair or Replacements	0	1,347	0.0%	0.6%	0.7%	0.8%
% of FP17s Relating to Continuations	0	1,347	0.0%	0.8%	1.0%	1.1%
% of Patients satisfied with the dentistry they have received	2	3	N/A	90.0%	91.9%	91.7%
% of Patients satisfied with the time they had to wait for an appointment	2	3	N/A	87.2%	88.0%	88.0%

* This is based on patients treated on this contract for their most recent course of treatment. Figures in italics indicate the base number of FP17s or Patient Questionnaire responses are less than 100. N/A is shown where the base number of responses is less than 10 during the period. % is calculated as Quantity/Base number*100

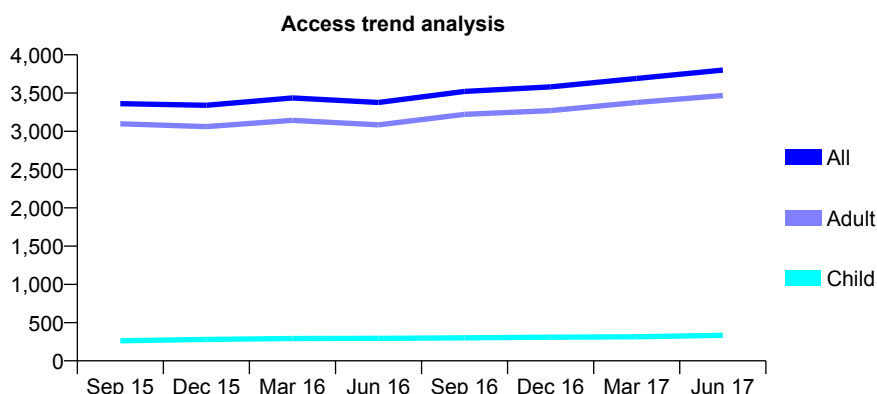
Q67 - Vital Signs At a Glance Contract Report for 154954/0005 - June 2017

Name or company name	Simon Collins
Contract type name	PDS Contract
Purpose of contract	General
Contract start date	01/12/2012
Contract end date	31/03/2019

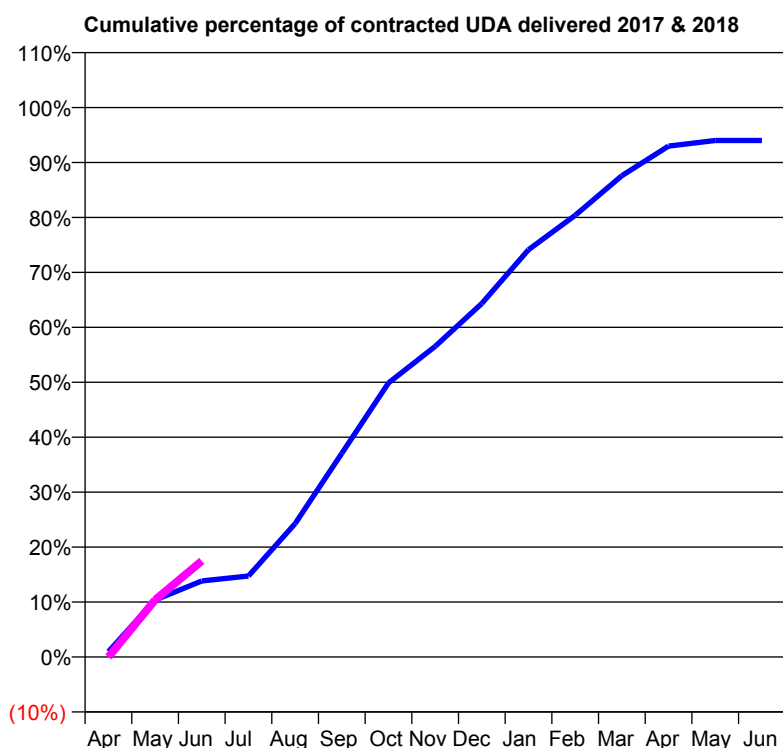
17/18 Contracted general activity (UDA)	7,133
Carry forward general activity (UDA)	0
17/18 Contracted orthodontic activity (UOA)	0
Carry forward orthodontic activity (UOA)	0
Baseline contract value	£256,037.21

ACCESS*

Patients seen in 24 months	Total	Change since previous quarter
Quarter ending June 2016	3,377	
Quarter ending September 2016	3,521	↑
Quarter ending December 2016	3,580	→
Quarter ending March 2017	3,691	↑
Quarter ending June 2017	3,801	↑
Variance since June 2016	12.6%	↑



ACTIVITY



Month	Adjusted Scheduled Activity (UDA)	
	2017	2018
April	70	0
May	739	741
June	988	1,247
July	1,052	
August	1,732	
September	2,644	
October	3,557	
November	4,033	
December	4,589	
January	5,288	
February	5,733	
March	6,248	
April	6,632	
May	6,705	
June	6,705	

QUALITY

	Quantity	Base Number	Contract	AT	Region	England
% of FP17s for the same patient ID Re-attending within 3 months - Children	5	172	2.9%	11.8%	11.6%	12.0%
% of FP17s for the same patient ID Re-attending within 3 months - Adults	131	1,250	10.5%	16.4%	15.9%	16.0%
% of FP17s for the same patient ID Re-attending between 3 & 9 months - Children	1	172	0.6%	55.3%	60.4%	58.0%
% of FP17s for the same patient ID Re-attending between 3 & 9 months - Adults	22	1,250	1.8%	48.9%	52.3%	50.9%
% of FP17s for Band 1 Urgent Courses	1,029	1,041	98.8%	10.6%	9.5%	9.1%
% of FP17s Relating to Free Repair or Replacements	0	1,041	0.0%	0.6%	0.7%	0.8%
% of FP17s Relating to Continuations	0	1,041	0.0%	0.8%	1.0%	1.1%
% of Patients satisfied with the dentistry they have received	2	3	N/A	90.0%	91.9%	91.7%
% of Patients satisfied with the time they had to wait for an appointment	3	3	N/A	87.2%	88.0%	88.0%

* This is based on patients treated on this contract for their most recent course of treatment. Figures in italics indicate the base number of FP17s or Patient Questionnaire responses are less than 100. N/A is shown where the base number of responses is less than 10 during the period. % is calculated as Quantity/Base number*100

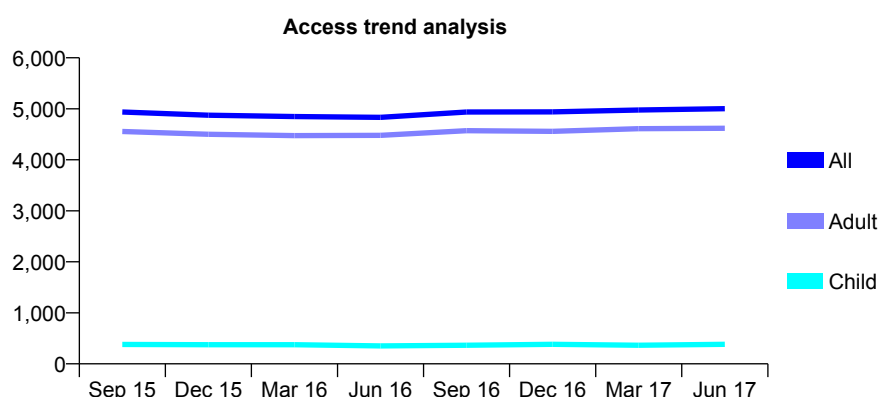
Q67 - Vital Signs At a Glance Contract Report for 154954/0006 - June 2017

Name or company name	Simon Collins
Contract type name	PDS Contract
Purpose of contract	General
Contract start date	01/12/2012
Contract end date	31/03/2019

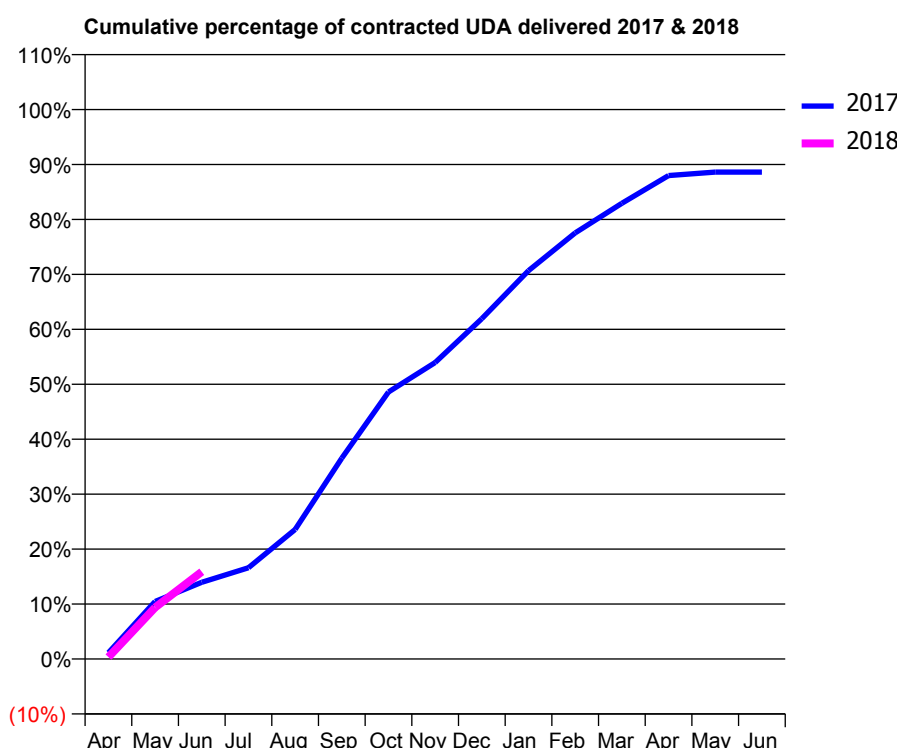
17/18 Contracted general activity (UDA)	10,139
Carry forward general activity (UDA)	0
17/18 Contracted orthodontic activity (UOA)	0
Carry forward orthodontic activity (UOA)	0
Baseline contract value	£363,936.82

ACCESS*

Patients seen in 24 months	Total	Change since previous quarter
Quarter ending June 2016	4,832	
Quarter ending September 2016	4,938	↑
Quarter ending December 2016	4,941	→
Quarter ending March 2017	4,976	→
Quarter ending June 2017	5,002	→
Variance since June 2016	3.5%	↑



ACTIVITY



Adjusted Scheduled Activity (UDA)		
Month	2017	2018
April	118	35
May	1,061	952
June	1,417	1,611
July	1,685	
August	2,390	
September	3,705	
October	4,927	
November	5,472	
December	6,279	
January	7,166	
February	7,863	
March	8,408	
April	8,920	
May	8,984	
June	8,984	

QUALITY

	Quantity	Base Number	Contract	AT	Region	England
% of FP17s for the same patient ID Re-attending within 3 months - Children	7	239	2.9%	11.8%	11.6%	12.0%
% of FP17s for the same patient ID Re-attending within 3 months - Adults	57	1,589	3.6%	16.4%	15.9%	16.0%
% of FP17s for the same patient ID Re-attending between 3 & 9 months - Children	4	239	1.7%	55.3%	60.4%	58.0%
% of FP17s for the same patient ID Re-attending between 3 & 9 months - Adults	35	1,589	2.2%	48.9%	52.3%	50.9%
% of FP17s for Band 1 Urgent Courses	1,331	1,344	99.0%	10.6%	9.5%	9.1%
% of FP17s Relating to Free Repair or Replacements	0	1,344	0.0%	0.6%	0.7%	0.8%
% of FP17s Relating to Continuations	0	1,344	0.0%	0.8%	1.0%	1.1%
% of Patients satisfied with the dentistry they have received	3	3	N/A	90.0%	91.9%	91.7%
% of Patients satisfied with the time they had to wait for an appointment	3	3	N/A	87.2%	88.0%	88.0%

* This is based on patients treated on this contract for their most recent course of treatment. Figures in italics indicate the base number of FP17s or Patient Questionnaire responses are less than 100. N/A is shown where the base number of responses is less than 10 during the period. % is calculated as Quantity/Base number*100

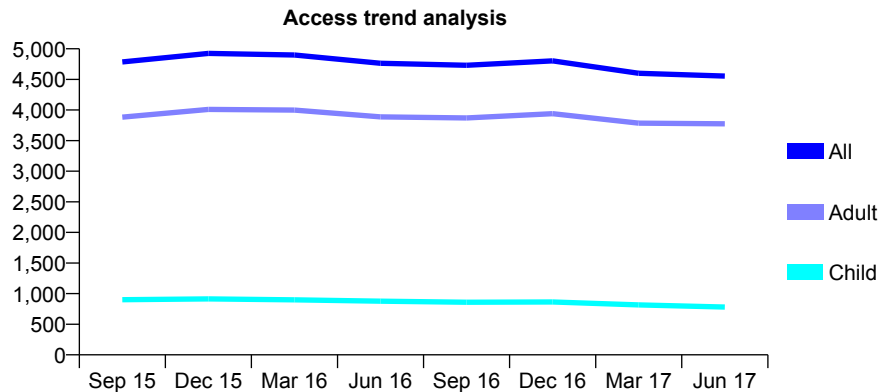
Q67 - Vital Signs At a Glance Contract Report for 156485/0001 - June 2017

Name or company name	Anele De Novo Dental Practice
Contract type name	GDS Contract
Purpose of contract	General
Contract start date	26/11/2013
Contract end date	

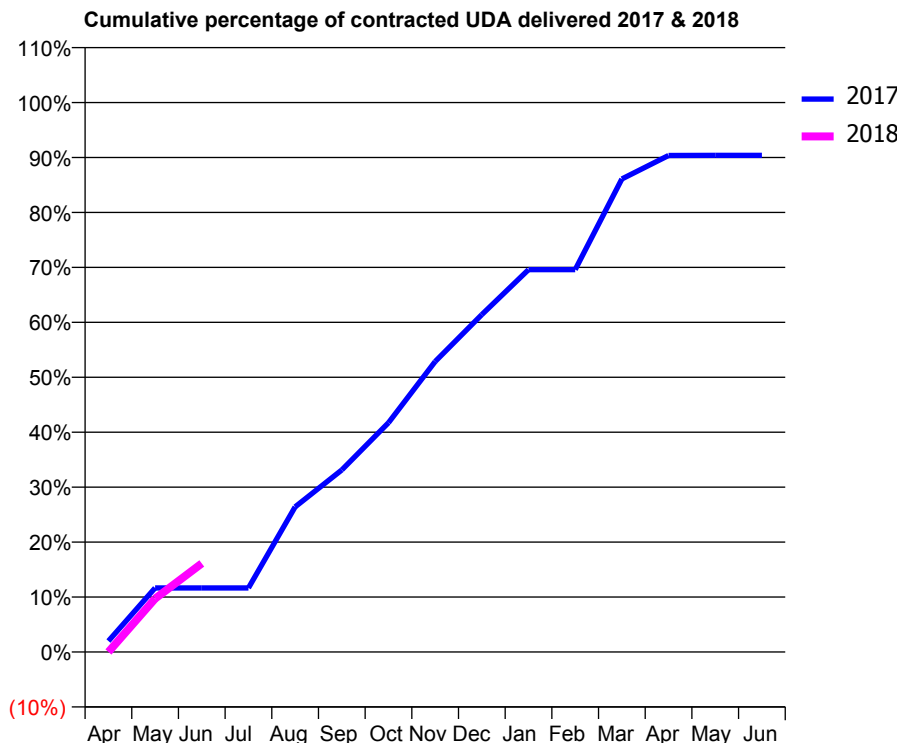
17/18 Contracted general activity (UDA)	13,786
Carry forward general activity (UDA)	0
17/18 Contracted orthodontic activity (UOA)	0
Carry forward orthodontic activity (UOA)	0
Baseline contract value	£377,268.76

ACCESS*

Patients seen in 24 months	Total	Change since previous quarter
Quarter ending June 2016	4,764	
Quarter ending September 2016	4,730	→
Quarter ending December 2016	4,803	→
Quarter ending March 2017	4,601	↓
Quarter ending June 2017	4,555	→
Variance since June 2016	(4.4%)	↓



ACTIVITY



Adjusted Scheduled Activity (UDA)		
Month	2017	2018
April	276	0
May	1,608	1,339
June	1,608	2,224
July	1,608	
August	3,641	
September	4,567	
October	5,753	
November	7,287	
December	8,466	
January	9,592	
February	9,592	
March	11,867	
April	12,458	
May	12,461	
June	12,461	

QUALITY

	Quantity	Base Number	Contract	AT	Region	England
% of FP17s for the same patient ID Re-attending within 3 months - Children	18	241	7.5%	11.8%	11.6%	12.0%
% of FP17s for the same patient ID Re-attending within 3 months - Adults	173	1,301	13.3%	16.4%	15.9%	16.0%
% of FP17s for the same patient ID Re-attending between 3 & 9 months - Children	142	241	58.9%	55.3%	60.4%	58.0%
% of FP17s for the same patient ID Re-attending between 3 & 9 months - Adults	783	1,301	60.2%	48.9%	52.3%	50.9%
% of FP17s for Band 1 Urgent Courses	86	1,223	7.0%	10.6%	9.5%	9.1%
% of FP17s Relating to Free Repair or Replacements	8	1,223	0.7%	0.6%	0.7%	0.8%
% of FP17s Relating to Continuations	15	1,223	1.2%	0.8%	1.0%	1.1%
% of Patients satisfied with the dentistry they have received	29	30	96.7%	90.0%	91.9%	91.7%
% of Patients satisfied with the time they had to wait for an appointment	28	30	93.3%	87.2%	88.0%	88.0%

* This is based on patients treated on this contract for their most recent course of treatment. Figures in italics indicate the base number of FP17s or Patient Questionnaire responses are less than 100. N/A is shown where the base number of responses is less than 10 during the period. % is calculated as Quantity/Base number*100

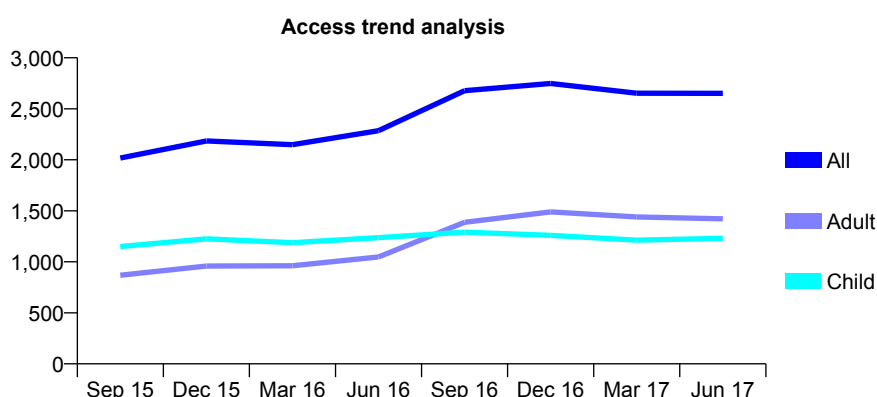
Q67 - Vital Signs At a Glance Contract Report for 157112/0001 - June 2017

Name or company name	Snodland Dental Care
Contract type name	GDS Contract
Purpose of contract	General
Contract start date	12/03/2014
Contract end date	

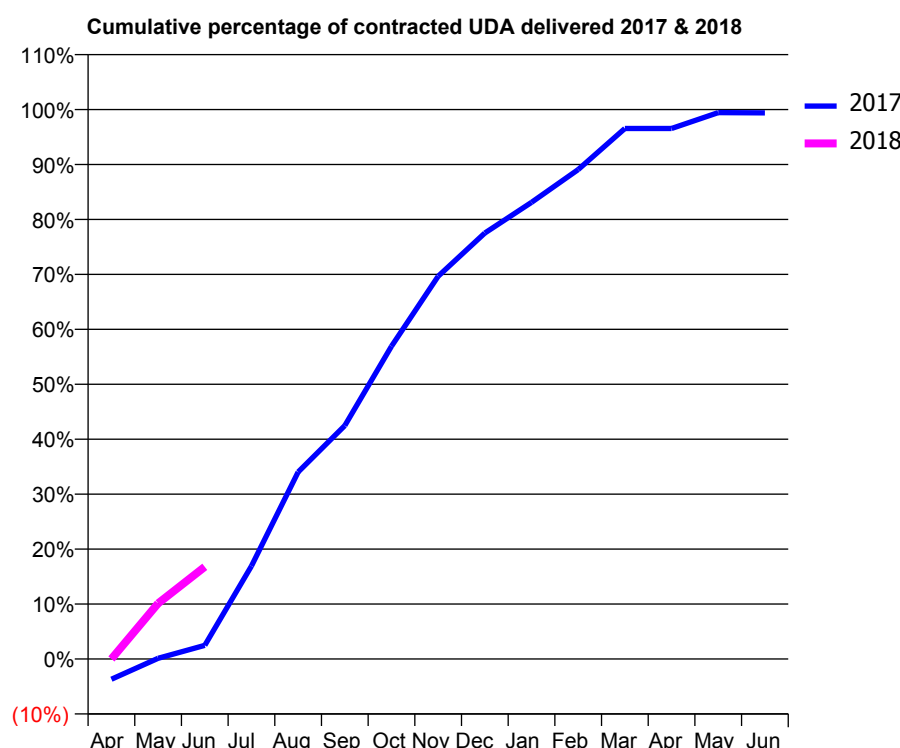
17/18 Contracted general activity (UDA)	6,044
Carry forward general activity (UDA)	0
17/18 Contracted orthodontic activity (UOA)	0
Carry forward orthodontic activity (UOA)	0
Baseline contract value	£168,235.01

ACCESS*

Patients seen in 24 months	Total	Change since previous quarter
Quarter ending June 2016	2,285	
Quarter ending September 2016	2,678	↑
Quarter ending December 2016	2,749	↑
Quarter ending March 2017	2,653	↓
Quarter ending June 2017	2,652	→
Variance since June 2016	16.1%	↑



ACTIVITY



Month	Adjusted Scheduled Activity (UDA)	
	2017	2018
April	-224	0
May	9	612
June	150	1,015
July	1,023	
August	2,056	
September	2,567	
October	3,440	
November	4,210	
December	4,686	
January	5,023	
February	5,384	
March	5,835	
April	5,835	
May	6,009	
June	6,007	

QUALITY

	Quantity	Base Number	Contract	AT	Region	England
% of FP17s for the same patient ID Re-attending within 3 months - Children	12	289	4.2%	11.8%	11.6%	12.0%
% of FP17s for the same patient ID Re-attending within 3 months - Adults	26	223	11.7%	16.4%	15.9%	16.0%
% of FP17s for the same patient ID Re-attending between 3 & 9 months - Children	105	289	36.3%	55.3%	60.4%	58.0%
% of FP17s for the same patient ID Re-attending between 3 & 9 months - Adults	90	223	40.4%	48.9%	52.3%	50.9%
% of FP17s for Band 1 Urgent Courses	14	428	3.3%	10.6%	9.5%	9.1%
% of FP17s Relating to Free Repair or Replacements	0	428	0.0%	0.6%	0.7%	0.8%
% of FP17s Relating to Continuations	0	428	0.0%	0.8%	1.0%	1.1%
% of Patients satisfied with the dentistry they have received	4	4	N/A	90.0%	91.9%	91.7%
% of Patients satisfied with the time they had to wait for an appointment	4	4	N/A	87.2%	88.0%	88.0%

* This is based on patients treated on this contract for their most recent course of treatment. Figures in italics indicate the base number of FP17s or Patient Questionnaire responses are less than 100. N/A is shown where the base number of responses is less than 10 during the period. % is calculated as Quantity/Base number*100

Q67 - Vital Signs At a Glance Contract Report for 157295/0001 - June 2017

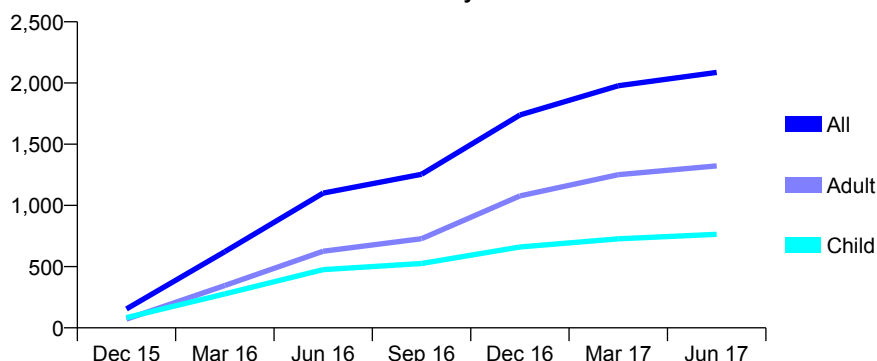
Name or company name	Dental Beauty Swanley
Contract type name	GDS Contract
Purpose of contract	General
Contract start date	05/11/2015
Contract end date	

17/18 Contracted general activity (UDA)	8,704
Carry forward general activity (UDA)	0
17/18 Contracted orthodontic activity (UOA)	0
Carry forward orthodontic activity (UOA)	0
Baseline contract value	£272,016.10

ACCESS*

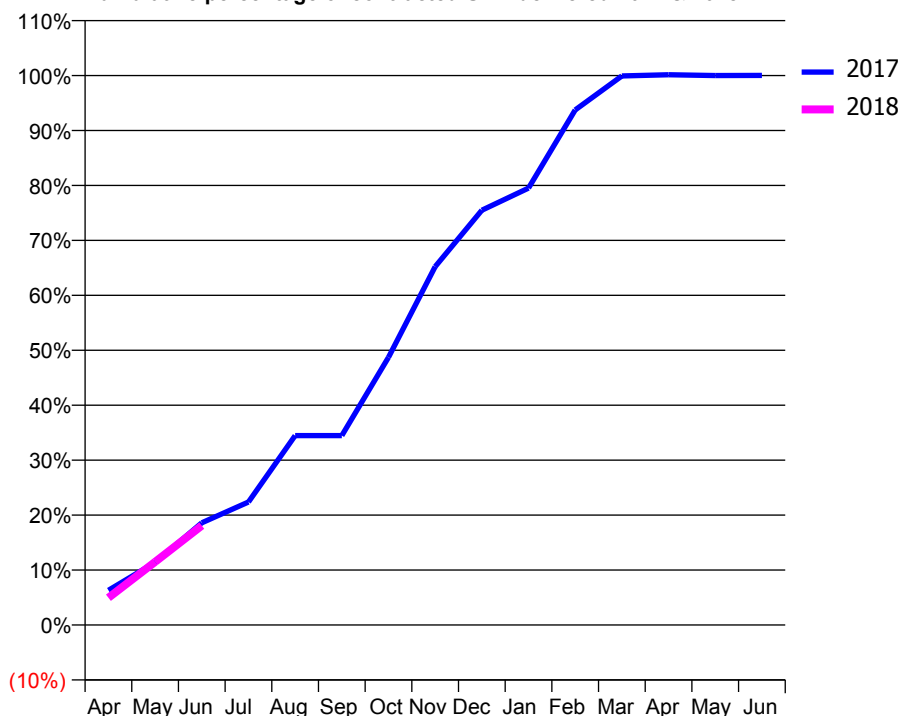
Patients seen in 24 months	Total	Change since previous quarter
Quarter ending June 2016	1,101	
Quarter ending September 2016	1,254	↑
Quarter ending December 2016	1,739	↑
Quarter ending March 2017	1,978	↑
Quarter ending June 2017	2,087	↑
Variance since June 2016	89.6%	↑

Access trend analysis



ACTIVITY

Cumulative percentage of contracted UDA delivered 2017 & 2018



Adjusted Scheduled Activity (UDA)

Month	2017	2018
April	550	433
May	991	1,001
June	1,619	1,575
July	1,949	
August	3,001	
September	3,001	
October	4,241	
November	5,677	
December	6,570	
January	6,921	
February	8,159	
March	8,696	
April	8,715	
May	8,703	
June	8,706	

QUALITY

	Quantity	Base Number	Contract	AT	Region	England
% of FP17s for the same patient ID Re-attending within 3 months - Children	29	185	15.7%	11.8%	11.6%	12.0%
% of FP17s for the same patient ID Re-attending within 3 months - Adults	70	280	25.0%	16.4%	15.9%	16.0%
% of FP17s for the same patient ID Re-attending between 3 & 9 months - Children	64	185	34.6%	55.3%	60.4%	58.0%
% of FP17s for the same patient ID Re-attending between 3 & 9 months - Adults	76	280	27.1%	48.9%	52.3%	50.9%
% of FP17s for Band 1 Urgent Courses	118	444	26.6%	10.6%	9.5%	9.1%
% of FP17s Relating to Free Repair or Replacements	0	444	0.0%	0.6%	0.7%	0.8%
% of FP17s Relating to Continuations	1	444	0.2%	0.8%	1.0%	1.1%
% of Patients satisfied with the dentistry they have received	3	3	N/A	90.0%	91.9%	91.7%
% of Patients satisfied with the time they had to wait for an appointment	3	3	N/A	87.2%	88.0%	88.0%

* This is based on patients treated on this contract for their most recent course of treatment. Figures in italics indicate the base number of FP17s or Patient Questionnaire responses are less than 100. N/A is shown where the base number of responses is less than 10 during the period. % is calculated as Quantity/Base number*100

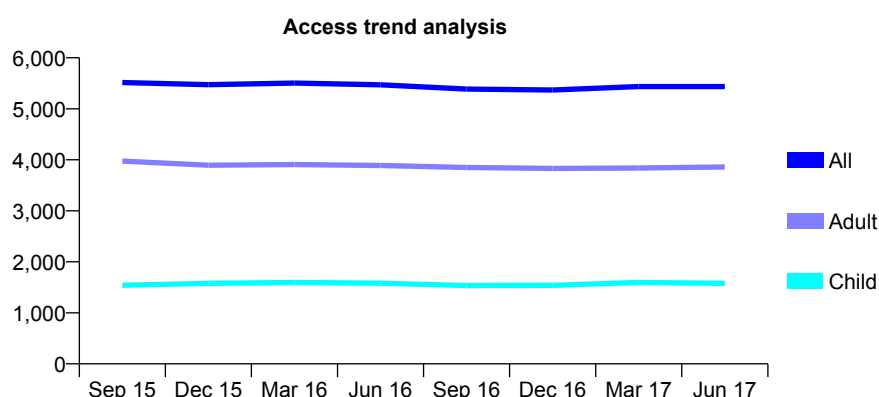
Q67 - Vital Signs At a Glance Contract Report for 159867/0001 - June 2017

Name or company name	Mr Ransley Morenas
Contract type name	GDS Contract
Purpose of contract	General
Contract start date	01/07/2012
Contract end date	

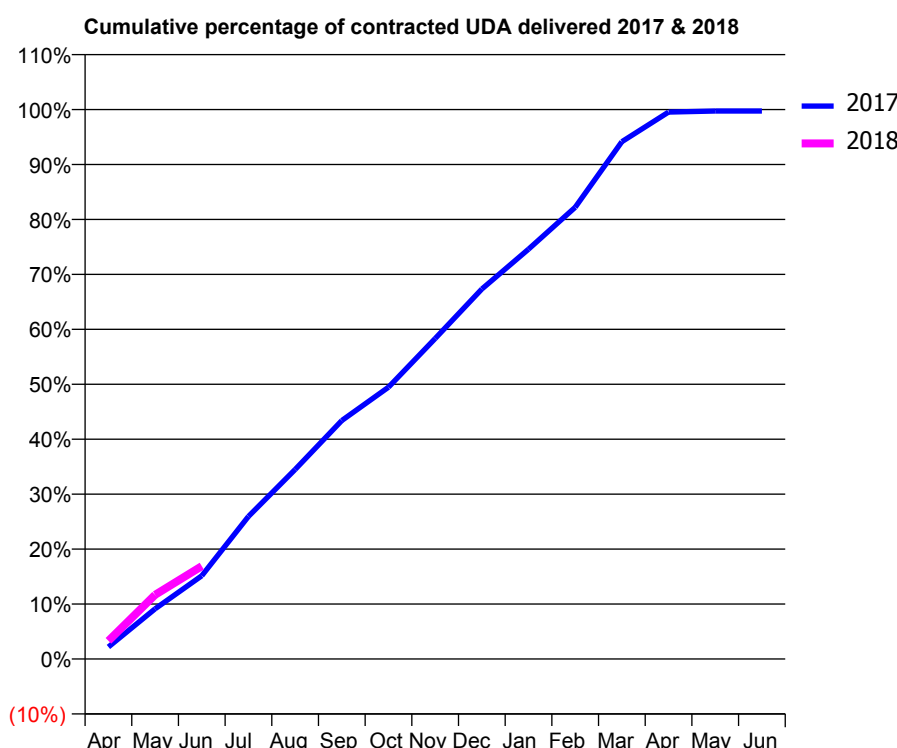
17/18 Contracted general activity (UDA)	14,090
Carry forward general activity (UDA)	0
17/18 Contracted orthodontic activity (UOA)	0
Carry forward orthodontic activity (UOA)	0
Baseline contract value	£377,638.46

ACCESS*

Patients seen in 24 months	Total	Change since previous quarter
Quarter ending June 2016	5,471	
Quarter ending September 2016	5,386	↓
Quarter ending December 2016	5,369	→
Quarter ending March 2017	5,436	→
Quarter ending June 2017	5,437	→
Variance since June 2016	(0.6%)	→



ACTIVITY



Adjusted Scheduled Activity (UDA)		
Month	2017	2018
April	309	466
May	1,286	1,646
June	2,134	2,380
July	3,657	
August	4,860	
September	6,114	
October	6,970	
November	8,219	
December	9,486	
January	10,510	
February	11,582	
March	13,264	
April	14,025	
May	14,051	
June	14,051	

QUALITY

	Quantity	Base Number	Contract	AT	Region	England
% of FP17s for the same patient ID Re-attending within 3 months - Children	30	588	5.1%	11.8%	11.6%	12.0%
% of FP17s for the same patient ID Re-attending within 3 months - Adults	190	1,281	14.8%	16.4%	15.9%	16.0%
% of FP17s for the same patient ID Re-attending between 3 & 9 months - Children	337	588	57.3%	55.3%	60.4%	58.0%
% of FP17s for the same patient ID Re-attending between 3 & 9 months - Adults	659	1,281	51.4%	48.9%	52.3%	50.9%
% of FP17s for Band 1 Urgent Courses	109	1,323	8.2%	10.6%	9.5%	9.1%
% of FP17s Relating to Free Repair or Replacements	12	1,323	0.9%	0.6%	0.7%	0.8%
% of FP17s Relating to Continuations	24	1,323	1.8%	0.8%	1.0%	1.1%
% of Patients satisfied with the dentistry they have received	10	10	100.0%	90.0%	91.9%	91.7%
% of Patients satisfied with the time they had to wait for an appointment	10	10	100.0%	87.2%	88.0%	88.0%

* This is based on patients treated on this contract for their most recent course of treatment. Figures in italics indicate the base number of FP17s or Patient Questionnaire responses are less than 100. N/A is shown where the base number of responses is less than 10 during the period. % is calculated as Quantity/Base number*100

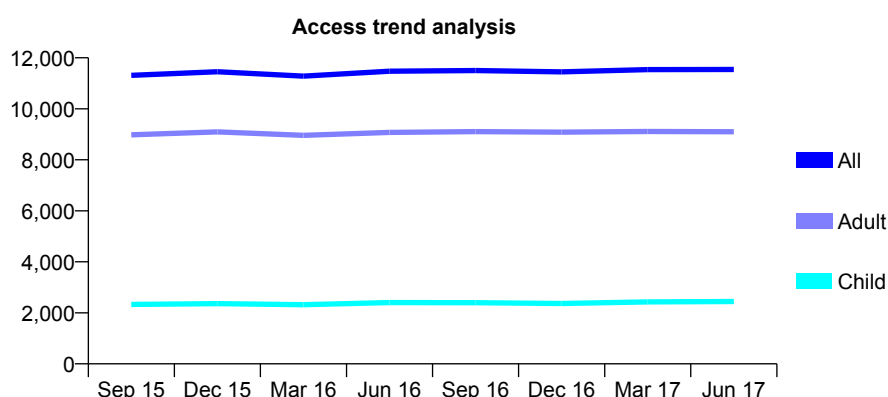
Q67 - Vital Signs At a Glance Contract Report for 164763/0001 - June 2017

Name or company name	Mazdak Eyrumlu and Azad Eyrumlu
Contract type name	GDS Contract
Purpose of contract	General
Contract start date	01/04/2013
Contract end date	

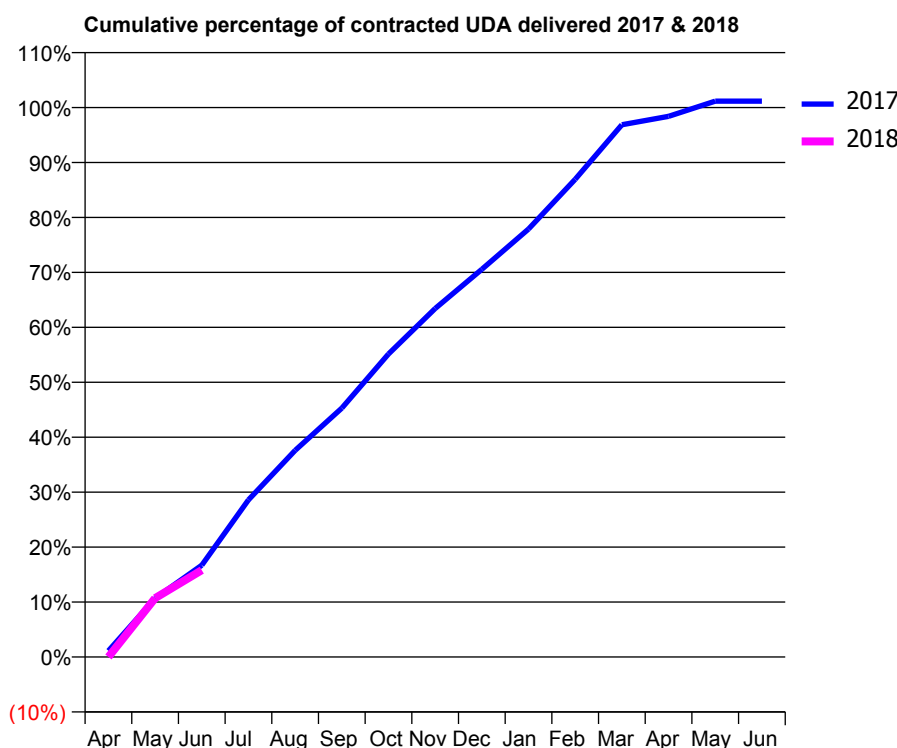
17/18 Contracted general activity (UDA)	34,341
Carry forward general activity (UDA)	0
17/18 Contracted orthodontic activity (UOA)	0
Carry forward orthodontic activity (UOA)	0
Baseline contract value	£798,984.12

ACCESS*

Patients seen in 24 months	Total	Change since previous quarter
Quarter ending June 2016	11,475	
Quarter ending September 2016	11,503	→
Quarter ending December 2016	11,450	→
Quarter ending March 2017	11,537	→
Quarter ending June 2017	11,545	→
Variance since June 2016	0.6%	→



ACTIVITY



Month	Adjusted Scheduled Activity (UDA)	
	2017	2018
April	388	0
May	3,669	3,682
June	5,734	5,430
July	9,818	
August	12,909	
September	15,558	
October	18,937	
November	21,779	
December	24,230	
January	26,743	
February	29,855	
March	33,266	
April	33,788	
May	34,741	
June	34,740	

QUALITY

	Quantity	Base Number	Contract	AT	Region	England
% of FP17s for the same patient ID Re-attending within 3 months - Children	32	821	3.9%	11.8%	11.6%	12.0%
% of FP17s for the same patient ID Re-attending within 3 months - Adults	347	2,905	11.9%	16.4%	15.9%	16.0%
% of FP17s for the same patient ID Re-attending between 3 & 9 months - Children	573	821	69.8%	55.3%	60.4%	58.0%
% of FP17s for the same patient ID Re-attending between 3 & 9 months - Adults	1,849	2,905	63.6%	48.9%	52.3%	50.9%
% of FP17s for Band 1 Urgent Courses	263	2,977	8.8%	10.6%	9.5%	9.1%
% of FP17s Relating to Free Repair or Replacements	19	2,977	0.6%	0.6%	0.7%	0.8%
% of FP17s Relating to Continuations	29	2,977	1.0%	0.8%	1.0%	1.1%
% of Patients satisfied with the dentistry they have received	33	38	86.8%	90.0%	91.9%	91.7%
% of Patients satisfied with the time they had to wait for an appointment	31	38	81.6%	87.2%	88.0%	88.0%

* This is based on patients treated on this contract for their most recent course of treatment. Figures in italics indicate the base number of FP17s or Patient Questionnaire responses are less than 100. N/A is shown where the base number of responses is less than 10 during the period. % is calculated as Quantity/Base number*100

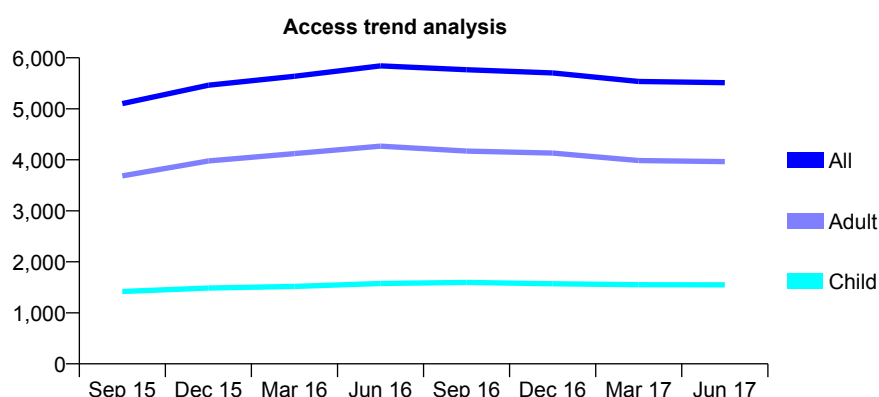
Q67 - Vital Signs At a Glance Contract Report for 164763/0002 - June 2017

Name or company name	Mazdak Eyrumlu and Azad Eyrumlu
Contract type name	GDS Contract
Purpose of contract	General
Contract start date	05/05/2014
Contract end date	

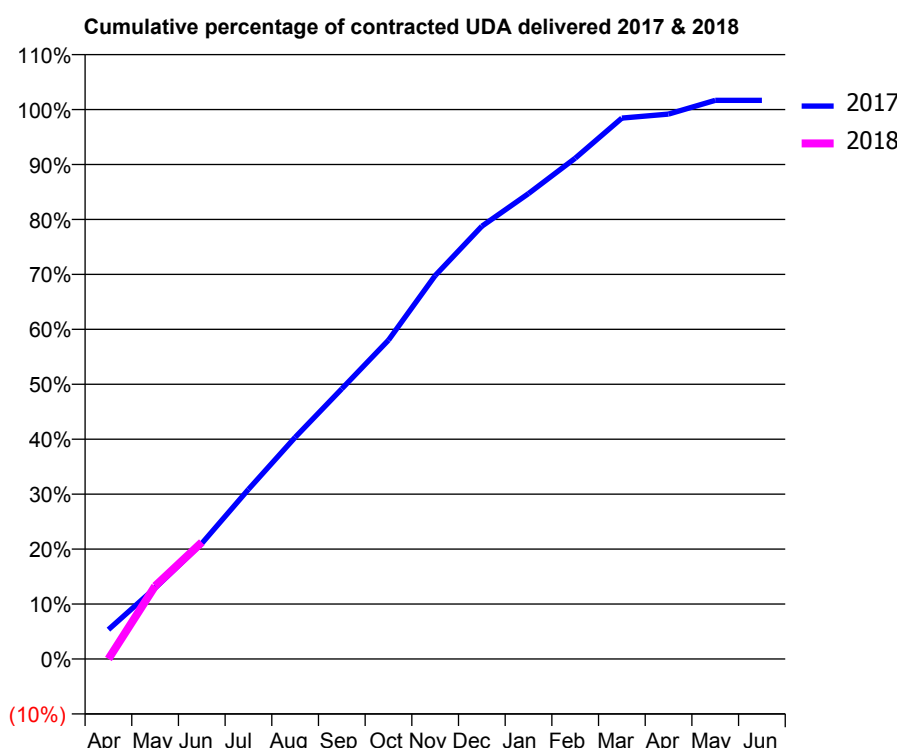
17/18 Contracted general activity (UDA)	19,780
Carry forward general activity (UDA)	0
17/18 Contracted orthodontic activity (UOA)	0
Carry forward orthodontic activity (UOA)	0
Baseline contract value	£483,628.81

ACCESS*

Patients seen in 24 months	Total	Change since previous quarter
Quarter ending June 2016	5,842	
Quarter ending September 2016	5,766	↓
Quarter ending December 2016	5,703	↓
Quarter ending March 2017	5,537	↓
Quarter ending June 2017	5,513	→
Variance since June 2016	(5.6%)	↓



ACTIVITY



Adjusted Scheduled Activity (UDA)		
Month	2017	2018
April	1,060	0
May	2,556	2,627
June	4,158	4,204
July	6,110	
August	7,978	
September	9,727	
October	11,478	
November	13,805	
December	15,580	
January	16,756	
February	18,028	
March	19,472	
April	19,614	
May	20,112	
June	20,112	

QUALITY

	Quantity	Base Number	Contract	AT	Region	England
% of FP17s for the same patient ID Re-attending within 3 months - Children	45	557	8.1%	11.8%	11.6%	12.0%
% of FP17s for the same patient ID Re-attending within 3 months - Adults	69	865	8.0%	16.4%	15.9%	16.0%
% of FP17s for the same patient ID Re-attending between 3 & 9 months - Children	248	557	44.5%	55.3%	60.4%	58.0%
% of FP17s for the same patient ID Re-attending between 3 & 9 months - Adults	345	865	39.9%	48.9%	52.3%	50.9%
% of FP17s for Band 1 Urgent Courses	42	1,259	3.3%	10.6%	9.5%	9.1%
% of FP17s Relating to Free Repair or Replacements	4	1,259	0.3%	0.6%	0.7%	0.8%
% of FP17s Relating to Continuations	41	1,259	3.3%	0.8%	1.0%	1.1%
% of Patients satisfied with the dentistry they have received	15	16	93.8%	90.0%	91.9%	91.7%
% of Patients satisfied with the time they had to wait for an appointment	15	16	93.8%	87.2%	88.0%	88.0%

* This is based on patients treated on this contract for their most recent course of treatment. Figures in italics indicate the base number of FP17s or Patient Questionnaire responses are less than 100. N/A is shown where the base number of responses is less than 10 during the period. % is calculated as Quantity/Base number*100

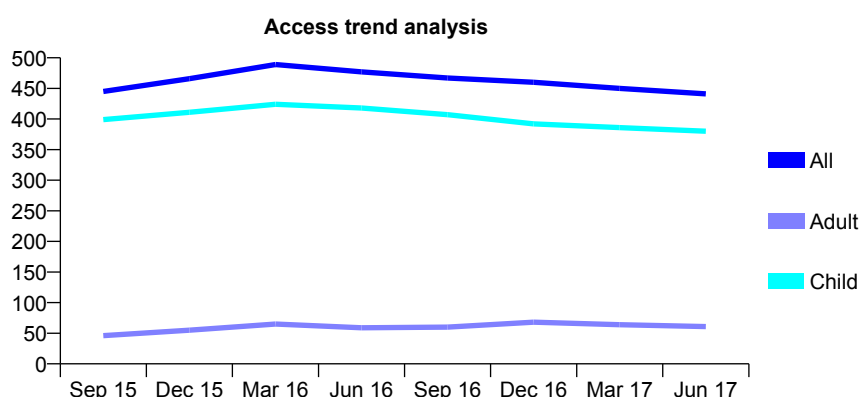
Q67 - Vital Signs At a Glance Contract Report for 165018/0001 - June 2017

Name or company name	Hillton Dentistry
Contract type name	GDS Contract
Purpose of contract	General
Contract start date	09/04/2014
Contract end date	

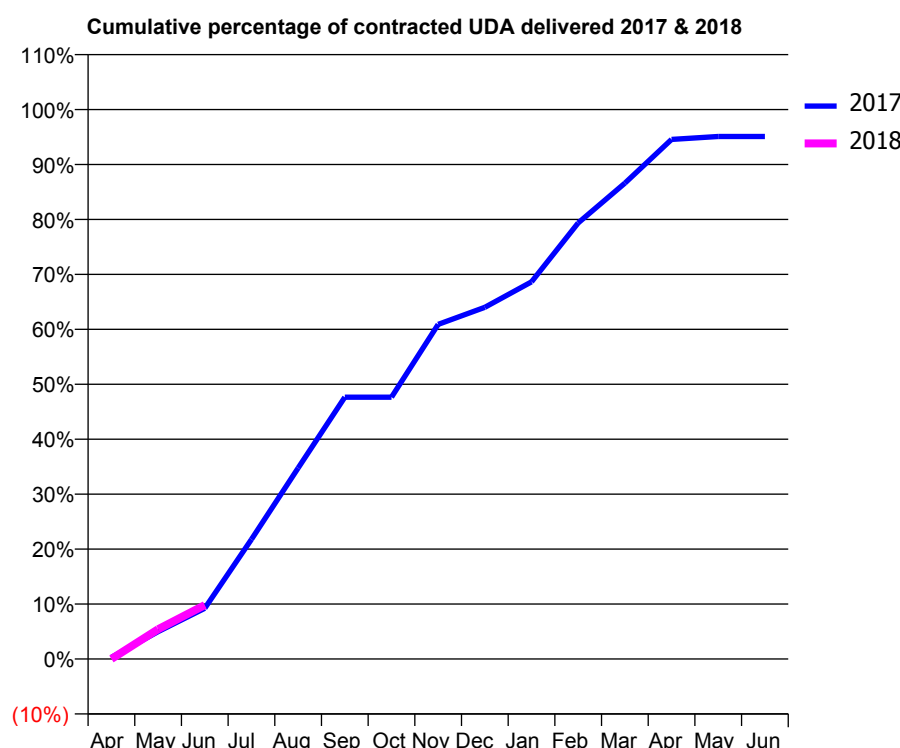
17/18 Contracted general activity (UDA)	1,000
Carry forward general activity (UDA)	0
17/18 Contracted orthodontic activity (UOA)	0
Carry forward orthodontic activity (UOA)	0
Baseline contract value	£22,226.14

ACCESS*

Patients seen in 24 months	Total	Change since previous quarter
Quarter ending June 2016	477	
Quarter ending September 2016	467	↓
Quarter ending December 2016	460	↓
Quarter ending March 2017	450	↓
Quarter ending June 2017	441	↓
Variance since June 2016	(7.5%)	↓



ACTIVITY



Month	Adjusted Scheduled Activity (UDA)	
	2017	2018
April	3	0
May	50	54
June	92	98
July	218	
August	348	
September	477	
October	477	
November	609	
December	640	
January	686	
February	794	
March	866	
April	946	
May	951	
June	951	

QUALITY

	Quantity	Base Number	Contract	AT	Region	England
% of FP17s for the same patient ID Re-attending within 3 months - Children	10	132	7.6%	11.8%	11.6%	12.0%
% of FP17s for the same patient ID Re-attending within 3 months - Adults	1	9	11.1%	16.4%	15.9%	16.0%
% of FP17s for the same patient ID Re-attending between 3 & 9 months - Children	89	132	67.4%	55.3%	60.4%	58.0%
% of FP17s for the same patient ID Re-attending between 3 & 9 months - Adults	7	9	77.8%	48.9%	52.3%	50.9%
% of FP17s for Band 1 Urgent Courses	1	82	1.2%	10.6%	9.5%	9.1%
% of FP17s Relating to Free Repair or Replacements	0	82	0.0%	0.6%	0.7%	0.8%
% of FP17s Relating to Continuations	1	82	1.2%	0.8%	1.0%	1.1%
% of Patients satisfied with the dentistry they have received	1	1	N/A	90.0%	91.9%	91.7%
% of Patients satisfied with the time they had to wait for an appointment	1	1	N/A	87.2%	88.0%	88.0%

* This is based on patients treated on this contract for their most recent course of treatment. Figures in italics indicate the base number of FP17s or Patient Questionnaire responses are less than 100. N/A is shown where the base number of responses is less than 10 during the period. % is calculated as Quantity/Base number*100

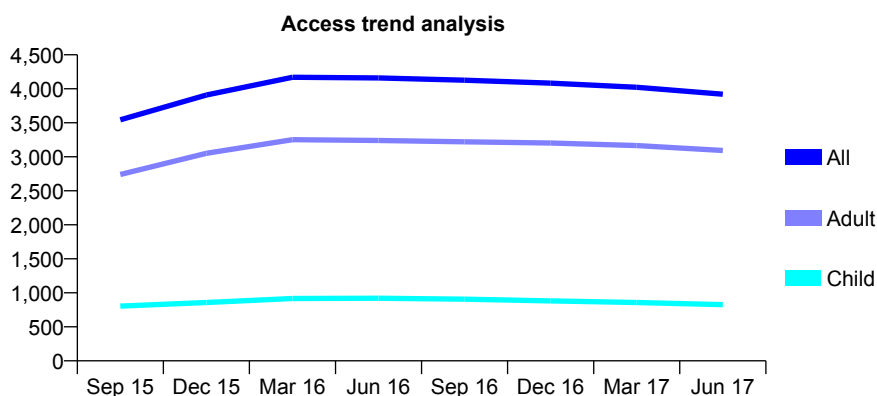
Q67 - Vital Signs At a Glance Contract Report for 165018/0002 - June 2017

Name or company name	Hillton Dentistry
Contract type name	GDS Contract
Purpose of contract	General
Contract start date	09/04/2014
Contract end date	

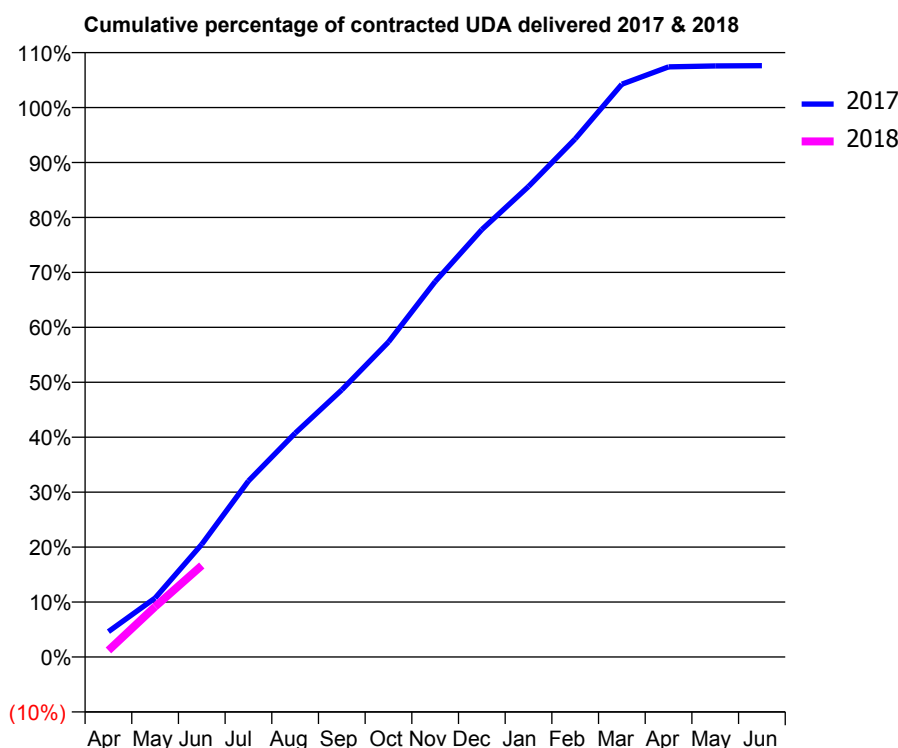
17/18 Contracted general activity (UDA)	9,750
Carry forward general activity (UDA)	0
17/18 Contracted orthodontic activity (UOA)	0
Carry forward orthodontic activity (UOA)	0
Baseline contract value	£216,700.36

ACCESS*

Patients seen in 24 months	Total	Change since previous quarter
Quarter ending June 2016	4,160	
Quarter ending September 2016	4,127	→
Quarter ending December 2016	4,084	↓
Quarter ending March 2017	4,023	↓
Quarter ending June 2017	3,920	↓
Variance since June 2016	(5.8%)	↓



ACTIVITY



Adjusted Scheduled Activity (UDA)		
Month	2017	2018
April	451	118
May	1,048	893
June	2,000	1,623
July	3,123	
August	3,970	
September	4,741	
October	5,589	
November	6,661	
December	7,584	
January	8,350	
February	9,194	
March	10,164	
April	10,472	
May	10,487	
June	10,493	

QUALITY

	Quantity	Base Number	Contract	AT	Region	England
% of FP17s for the same patient ID Re-attending within 3 months - Children	21	279	7.5%	11.8%	11.6%	12.0%
% of FP17s for the same patient ID Re-attending within 3 months - Adults	124	885	14.0%	16.4%	15.9%	16.0%
% of FP17s for the same patient ID Re-attending between 3 & 9 months - Children	191	279	68.5%	55.3%	60.4%	58.0%
% of FP17s for the same patient ID Re-attending between 3 & 9 months - Adults	580	885	65.5%	48.9%	52.3%	50.9%
% of FP17s for Band 1 Urgent Courses	52	1,016	5.1%	10.6%	9.5%	9.1%
% of FP17s Relating to Free Repair or Replacements	8	1,016	0.8%	0.6%	0.7%	0.8%
% of FP17s Relating to Continuations	26	1,016	2.6%	0.8%	1.0%	1.1%
% of Patients satisfied with the dentistry they have received	11	13	84.6%	90.0%	91.9%	91.7%
% of Patients satisfied with the time they had to wait for an appointment	11	13	84.6%	87.2%	88.0%	88.0%

* This is based on patients treated on this contract for their most recent course of treatment. Figures in italics indicate the base number of FP17s or Patient Questionnaire responses are less than 100. N/A is shown where the base number of responses is less than 10 during the period. % is calculated as Quantity/Base number*100

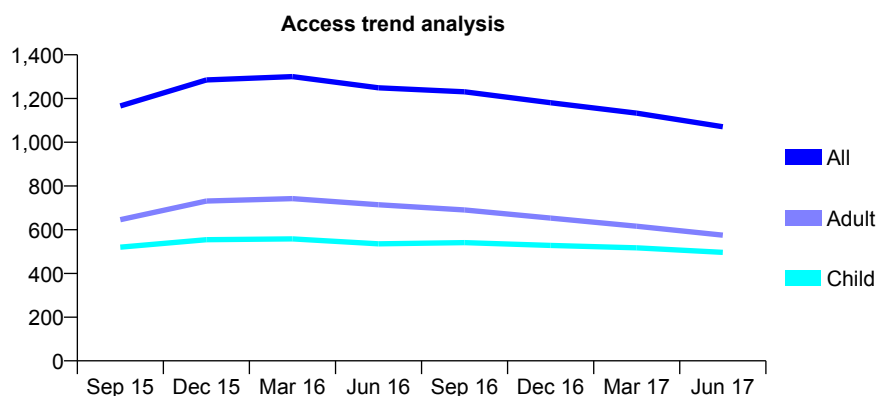
Q67 - Vital Signs At a Glance Contract Report for 165018/0003 - June 2017

Name or company name	Hillton Dentistry
Contract type name	GDS Contract
Purpose of contract	General
Contract start date	09/04/2014
Contract end date	

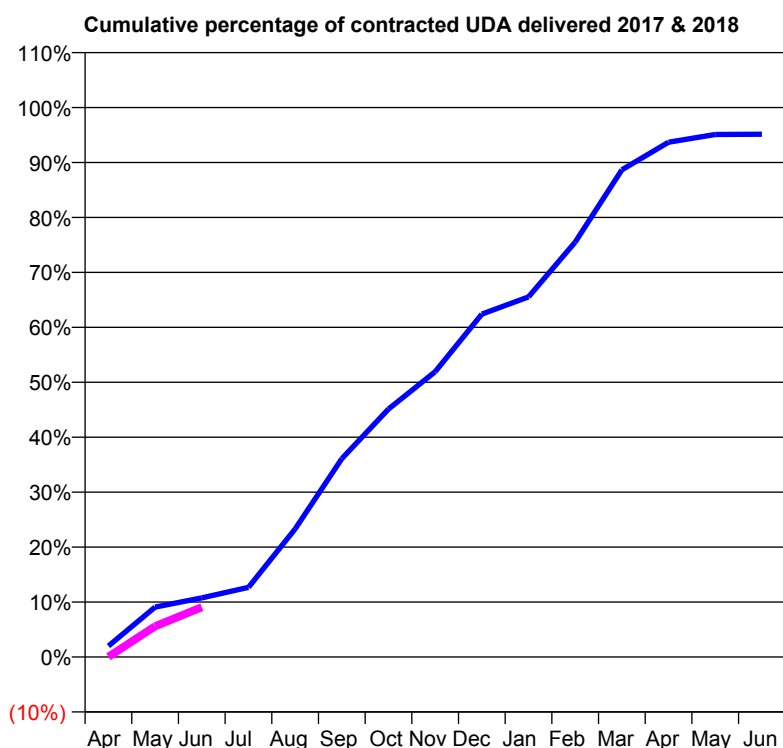
17/18 Contracted general activity (UDA)	2,899
Carry forward general activity (UDA)	0
17/18 Contracted orthodontic activity (UOA)	0
Carry forward orthodontic activity (UOA)	0
Baseline contract value	£68,927.40

ACCESS*

Patients seen in 24 months	Total	Change since previous quarter
Quarter ending June 2016	1,249	
Quarter ending September 2016	1,231	↓
Quarter ending December 2016	1,181	↓
Quarter ending March 2017	1,133	↓
Quarter ending June 2017	1,071	↓
Variance since June 2016	(14.3%)	↓



ACTIVITY



Adjusted Scheduled Activity (UDA)		
Month	2017	2018
April	58	1
May	264	162
June	312	263
July	368	
August	676	
September	1,047	
October	1,308	
November	1,505	
December	1,809	
January	1,900	
February	2,189	
March	2,570	
April	2,716	
May	2,757	
June	2,758	

QUALITY

	Quantity	Base Number	Contract	AT	Region	England
% of FP17s for the same patient ID Re-attending within 3 months - Children	3	114	2.6%	11.8%	11.6%	12.0%
% of FP17s for the same patient ID Re-attending within 3 months - Adults	11	123	8.9%	16.4%	15.9%	16.0%
% of FP17s for the same patient ID Re-attending between 3 & 9 months - Children	58	114	50.9%	55.3%	60.4%	58.0%
% of FP17s for the same patient ID Re-attending between 3 & 9 months - Adults	63	123	51.2%	48.9%	52.3%	50.9%
% of FP17s for Band 1 Urgent Courses	10	156	6.4%	10.6%	9.5%	9.1%
% of FP17s Relating to Free Repair or Replacements	0	156	0.0%	0.6%	0.7%	0.8%
% of FP17s Relating to Continuations	0	156	0.0%	0.8%	1.0%	1.1%
% of Patients satisfied with the dentistry they have received	3	4	N/A	90.0%	91.9%	91.7%
% of Patients satisfied with the time they had to wait for an appointment	3	4	N/A	87.2%	88.0%	88.0%

* This is based on patients treated on this contract for their most recent course of treatment. Figures in italics indicate the base number of FP17s or Patient Questionnaire responses are less than 100. N/A is shown where the base number of responses is less than 10 during the period. % is calculated as Quantity/Base number*100

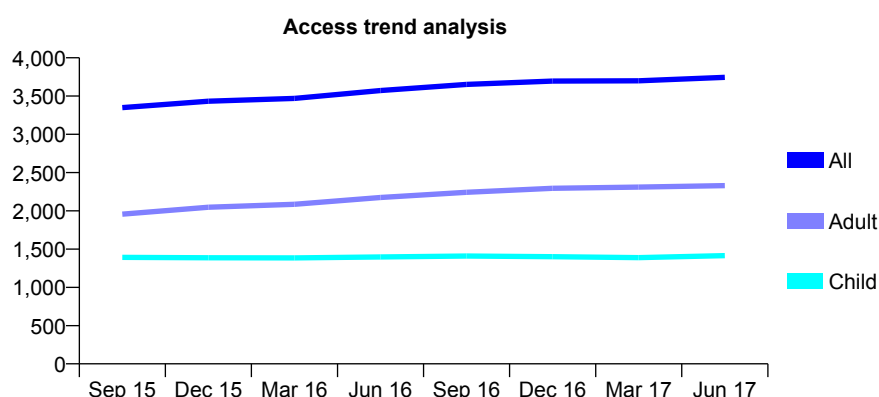
Q67 - Vital Signs At a Glance Contract Report for 165417/0001 - June 2017

Name or company name	Lavender Dental Care Ltd
Contract type name	GDS Contract
Purpose of contract	General
Contract start date	01/04/2011
Contract end date	

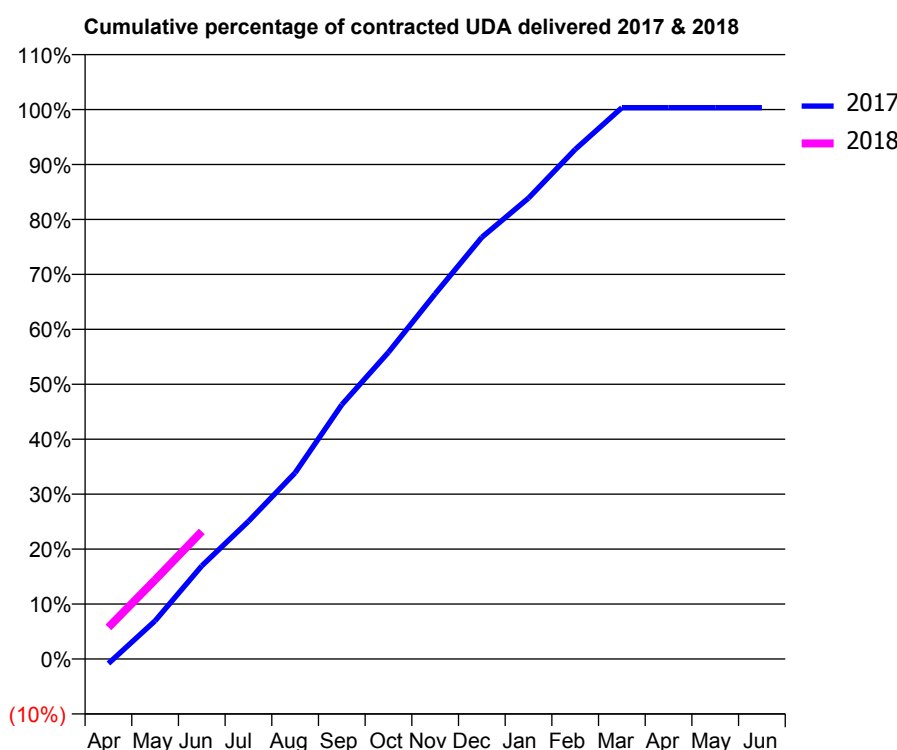
17/18 Contracted general activity (UDA)	9,627
Carry forward general activity (UDA)	0
17/18 Contracted orthodontic activity (UOA)	0
Carry forward orthodontic activity (UOA)	0
Baseline contract value	£242,739.43

ACCESS*

Patients seen in 24 months	Total	Change since previous quarter
Quarter ending June 2016	3,572	
Quarter ending September 2016	3,652	↑
Quarter ending December 2016	3,696	→
Quarter ending March 2017	3,700	→
Quarter ending June 2017	3,744	→
Variance since June 2016	4.8%	↑



ACTIVITY



Adjusted Scheduled Activity (UDA)		
Month	2017	2018
April	-80	554
May	670	1,388
June	1,632	2,234
July	2,412	
August	3,262	
September	4,455	
October	5,375	
November	6,397	
December	7,388	
January	8,074	
February	8,928	
March	9,659	
April	9,660	
May	9,660	
June	9,660	

QUALITY

	Quantity	Base Number	Contract	AT	Region	England
% of FP17s for the same patient ID Re-attending within 3 months - Children	35	583	6.0%	11.8%	11.6%	12.0%
% of FP17s for the same patient ID Re-attending within 3 months - Adults	69	647	10.7%	16.4%	15.9%	16.0%
% of FP17s for the same patient ID Re-attending between 3 & 9 months - Children	400	583	68.6%	55.3%	60.4%	58.0%
% of FP17s for the same patient ID Re-attending between 3 & 9 months - Adults	378	647	58.4%	48.9%	52.3%	50.9%
% of FP17s for Band 1 Urgent Courses	55	1,048	5.2%	10.6%	9.5%	9.1%
% of FP17s Relating to Free Repair or Replacements	1	1,048	0.1%	0.6%	0.7%	0.8%
% of FP17s Relating to Continuations	5	1,048	0.5%	0.8%	1.0%	1.1%
% of Patients satisfied with the dentistry they have received	12	14	85.7%	90.0%	91.9%	91.7%
% of Patients satisfied with the time they had to wait for an appointment	11	14	78.6%	87.2%	88.0%	88.0%

* This is based on patients treated on this contract for their most recent course of treatment. Figures in italics indicate the base number of FP17s or Patient Questionnaire responses are less than 100. N/A is shown where the base number of responses is less than 10 during the period. % is calculated as Quantity/Base number*100

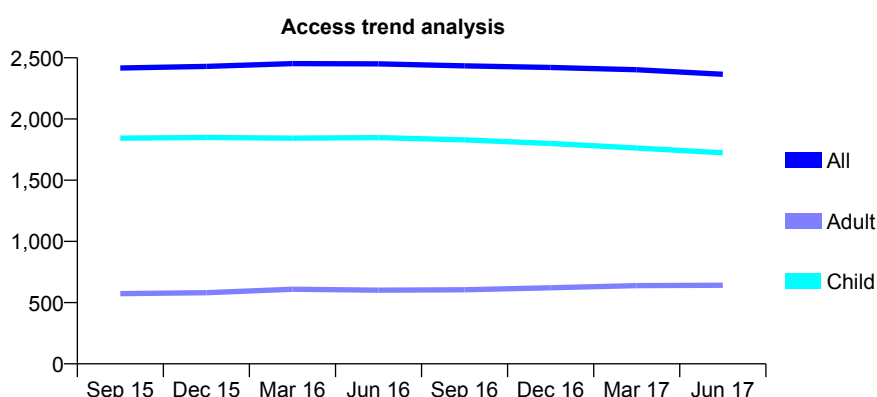
Q67 - Vital Signs At a Glance Contract Report for 166758/0001 - June 2017

Name or company name	The Blockley Partnership
Contract type name	GDS Contract
Purpose of contract	General
Contract start date	01/04/2011
Contract end date	

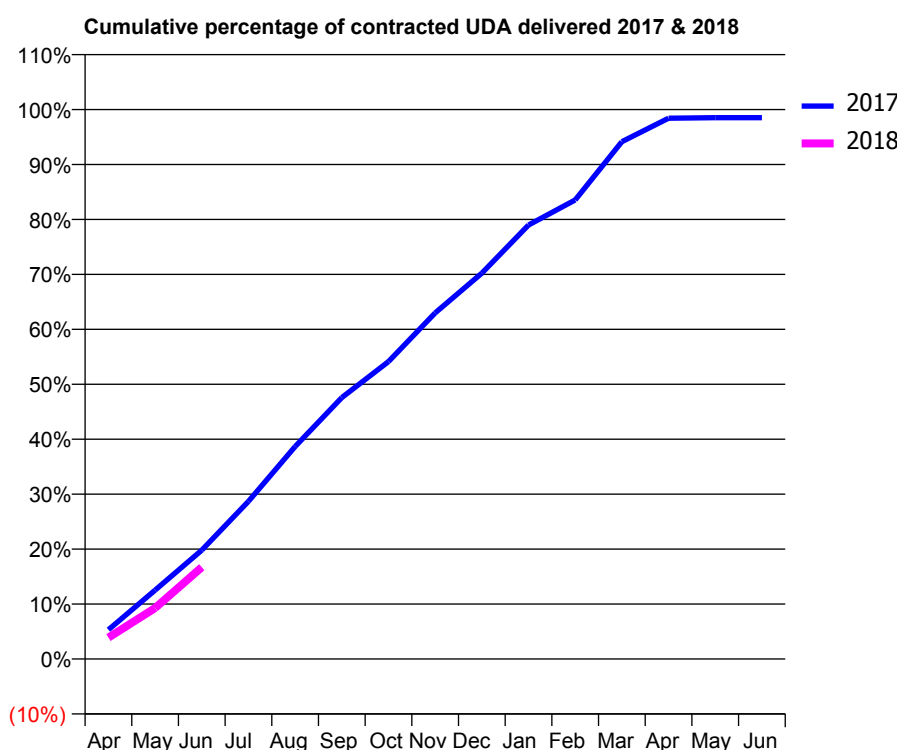
17/18 Contracted general activity (UDA)	5,213
Carry forward general activity (UDA)	0
17/18 Contracted orthodontic activity (UOA)	0
Carry forward orthodontic activity (UOA)	0
Baseline contract value	£127,459.90

ACCESS*

Patients seen in 24 months	Total	Change since previous quarter
Quarter ending June 2016	2,450	
Quarter ending September 2016	2,434	→
Quarter ending December 2016	2,421	→
Quarter ending March 2017	2,402	→
Quarter ending June 2017	2,366	↓
Variance since June 2016	(3.4%)	↓



ACTIVITY



Adjusted Scheduled Activity (UDA)		
Month	2017	2018
April	278	203
May	653	484
June	1,033	871
July	1,495	
August	2,016	
September	2,481	
October	2,821	
November	3,283	
December	3,661	
January	4,117	
February	4,355	
March	4,907	
April	5,131	
May	5,135	
June	5,135	

QUALITY

	Quantity	Base Number	Contract	AT	Region	England
% of FP17s for the same patient ID Re-attending within 3 months - Children	39	579	6.7%	11.8%	11.6%	12.0%
% of FP17s for the same patient ID Re-attending within 3 months - Adults	13	142	9.2%	16.4%	15.9%	16.0%
% of FP17s for the same patient ID Re-attending between 3 & 9 months - Children	411	579	71.0%	55.3%	60.4%	58.0%
% of FP17s for the same patient ID Re-attending between 3 & 9 months - Adults	69	142	48.6%	48.9%	52.3%	50.9%
% of FP17s for Band 1 Urgent Courses	20	594	3.4%	10.6%	9.5%	9.1%
% of FP17s Relating to Free Repair or Replacements	0	594	0.0%	0.6%	0.7%	0.8%
% of FP17s Relating to Continuations	0	594	0.0%	0.8%	1.0%	1.1%
% of Patients satisfied with the dentistry they have received	4	4	N/A	90.0%	91.9%	91.7%
% of Patients satisfied with the time they had to wait for an appointment	4	4	N/A	87.2%	88.0%	88.0%

* This is based on patients treated on this contract for their most recent course of treatment. Figures in italics indicate the base number of FP17s or Patient Questionnaire responses are less than 100. N/A is shown where the base number of responses is less than 10 during the period. % is calculated as Quantity/Base number*100

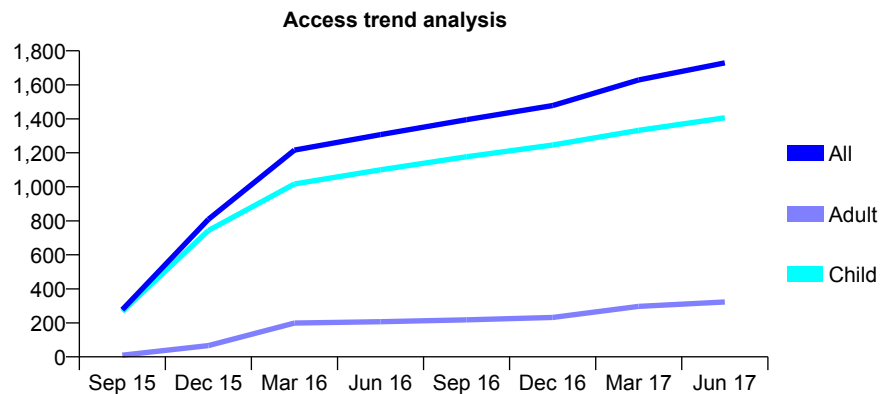
Q67 - Vital Signs At a Glance Contract Report for 171204/0001 - June 2017

Name or company name	Manzoor and Shah
Contract type name	GDS Contract
Purpose of contract	General
Contract start date	01/08/2015
Contract end date	

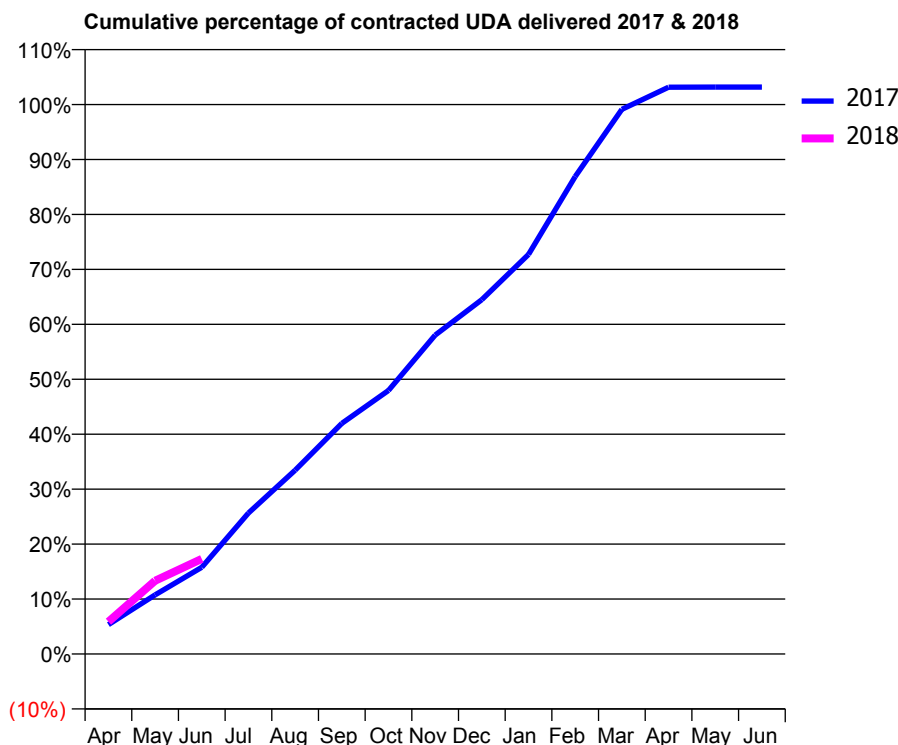
17/18 Contracted general activity (UDA)	3,946
Carry forward general activity (UDA)	0
17/18 Contracted orthodontic activity (UOA)	0
Carry forward orthodontic activity (UOA)	0
Baseline contract value	£96,481.26

ACCESS*

Patients seen in 24 months	Total	Change since previous quarter
Quarter ending June 2016	1,307	
Quarter ending September 2016	1,395	↑
Quarter ending December 2016	1,478	↑
Quarter ending March 2017	1,629	↑
Quarter ending June 2017	1,729	↑
Variance since June 2016	32.3%	↑



ACTIVITY



Month	Adjusted Scheduled Activity (UDA)	
	2017	2018
April	211	232
May	425	526
June	623	683
July	1,013	
August	1,320	
September	1,657	
October	1,893	
November	2,290	
December	2,545	
January	2,870	
February	3,429	
March	3,911	
April	4,070	
May	4,071	
June	4,071	

QUALITY

	Quantity	Base Number	Contract	AT	Region	England
% of FP17s for the same patient ID Re-attending within 3 months - Children	38	504	7.5%	11.8%	11.6%	12.0%
% of FP17s for the same patient ID Re-attending within 3 months - Adults	2	21	9.5%	16.4%	15.9%	16.0%
% of FP17s for the same patient ID Re-attending between 3 & 9 months - Children	293	504	58.1%	55.3%	60.4%	58.0%
% of FP17s for the same patient ID Re-attending between 3 & 9 months - Adults	7	21	33.3%	48.9%	52.3%	50.9%
% of FP17s for Band 1 Urgent Courses	7	438	1.6%	10.6%	9.5%	9.1%
% of FP17s Relating to Free Repair or Replacements	0	438	0.0%	0.6%	0.7%	0.8%
% of FP17s Relating to Continuations	0	438	0.0%	0.8%	1.0%	1.1%
% of Patients satisfied with the dentistry they have received	1	1	N/A	90.0%	91.9%	91.7%
% of Patients satisfied with the time they had to wait for an appointment	1	1	N/A	87.2%	88.0%	88.0%

* This is based on patients treated on this contract for their most recent course of treatment. Figures in italics indicate the base number of FP17s or Patient Questionnaire responses are less than 100. N/A is shown where the base number of responses is less than 10 during the period. % is calculated as Quantity/Base number*100

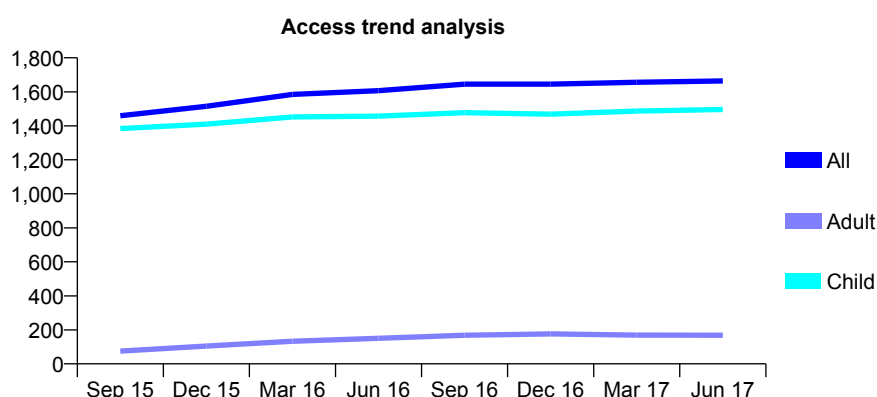
Q67 - Vital Signs At a Glance Contract Report for 172111/0002 - June 2017

Name or company name	Rainham Dental Surgery
Contract type name	GDS Contract
Purpose of contract	General
Contract start date	05/06/2014
Contract end date	

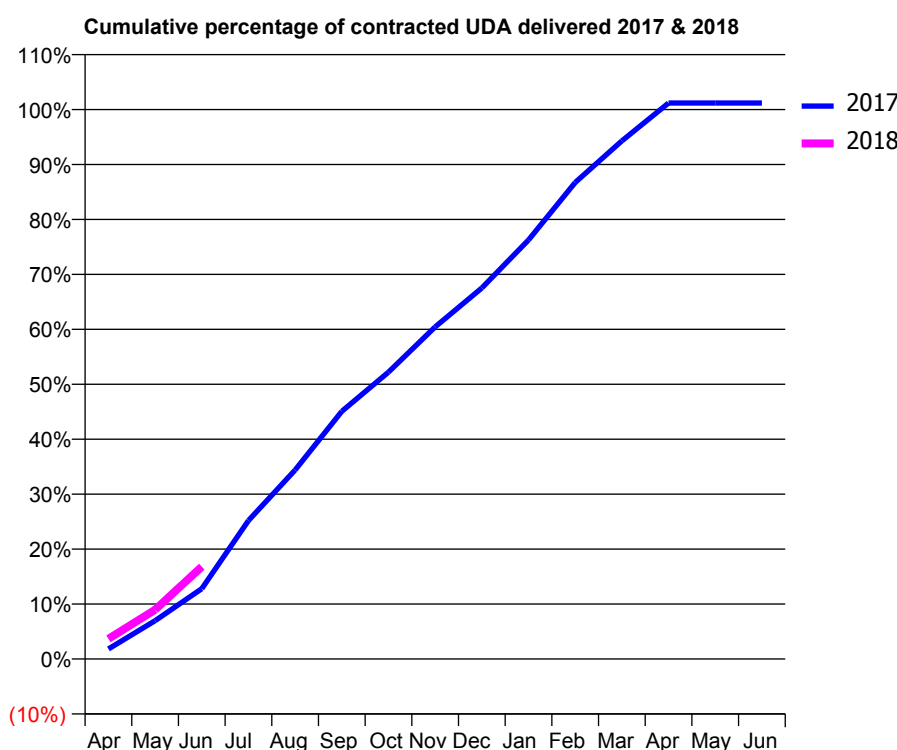
17/18 Contracted general activity (UDA)	3,250
Carry forward general activity (UDA)	0
17/18 Contracted orthodontic activity (UOA)	0
Carry forward orthodontic activity (UOA)	0
Baseline contract value	£81,953.31

ACCESS*

Patients seen in 24 months	Total	Change since previous quarter
Quarter ending June 2016	1,607	
Quarter ending September 2016	1,645	↑
Quarter ending December 2016	1,645	→
Quarter ending March 2017	1,656	→
Quarter ending June 2017	1,664	→
Variance since June 2016	3.5%	↑



ACTIVITY



Month	Adjusted Scheduled Activity (UDA)	
	2017	2018
April	59	119
May	227	292
June	416	546
July	819	
August	1,118	
September	1,465	
October	1,697	
November	1,964	
December	2,194	
January	2,478	
February	2,818	
March	3,064	
April	3,288	
May	3,288	
June	3,288	

QUALITY

	Quantity	Base Number	Contract	AT	Region	England
% of FP17s for the same patient ID Re-attending within 3 months - Children	27	585	4.6%	11.8%	11.6%	12.0%
% of FP17s for the same patient ID Re-attending within 3 months - Adults	1	18	5.6%	16.4%	15.9%	16.0%
% of FP17s for the same patient ID Re-attending between 3 & 9 months - Children	386	585	66.0%	55.3%	60.4%	58.0%
% of FP17s for the same patient ID Re-attending between 3 & 9 months - Adults	16	18	88.9%	48.9%	52.3%	50.9%
% of FP17s for Band 1 Urgent Courses	7	432	1.6%	10.6%	9.5%	9.1%
% of FP17s Relating to Free Repair or Replacements	0	432	0.0%	0.6%	0.7%	0.8%
% of FP17s Relating to Continuations	0	432	0.0%	0.8%	1.0%	1.1%
% of Patients satisfied with the dentistry they have received	2	2	N/A	90.0%	91.9%	91.7%
% of Patients satisfied with the time they had to wait for an appointment	2	2	N/A	87.2%	88.0%	88.0%

* This is based on patients treated on this contract for their most recent course of treatment. Figures in italics indicate the base number of FP17s or Patient Questionnaire responses are less than 100. N/A is shown where the base number of responses is less than 10 during the period. % is calculated as Quantity/Base number*100

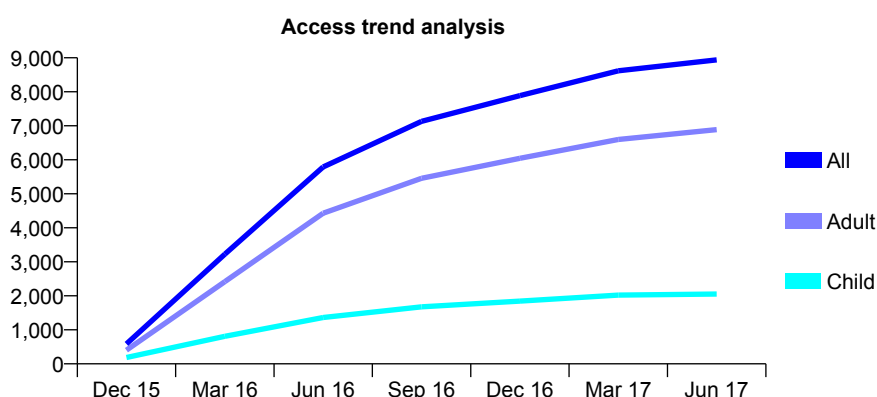
Q67 - Vital Signs At a Glance Contract Report for 175153/0001 - June 2017

Name or company name	Harbour Dental Practice Partnership
Contract type name	GDS Contract
Purpose of contract	General
Contract start date	01/12/2015
Contract end date	

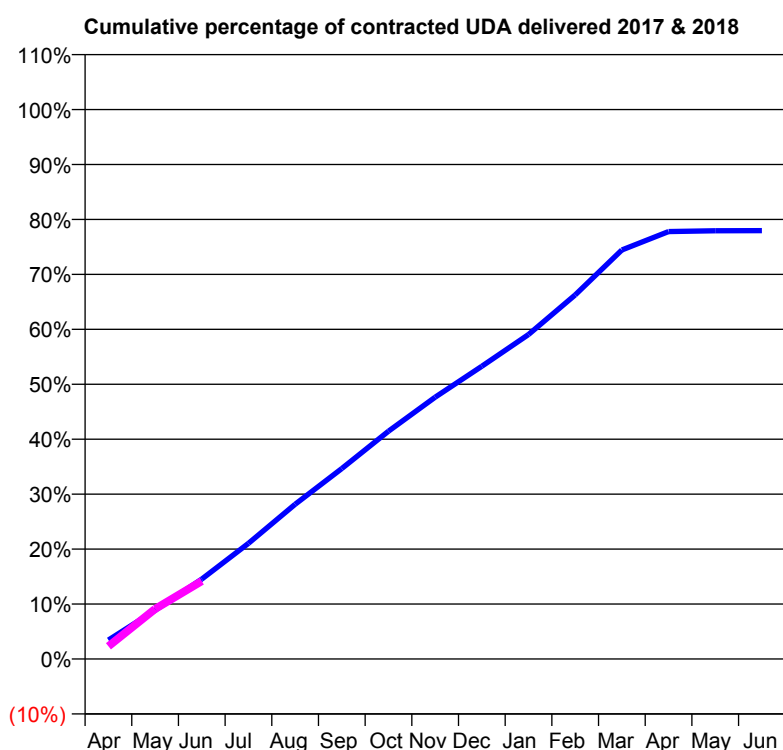
17/18 Contracted general activity (UDA)	34,114
Carry forward general activity (UDA)	0
17/18 Contracted orthodontic activity (UOA)	0
Carry forward orthodontic activity (UOA)	0
Baseline contract value	£938,728.43

ACCESS*

Patients seen in 24 months	Total	Change since previous quarter
Quarter ending June 2016	5,792	
Quarter ending September 2016	7,133	↑
Quarter ending December 2016	7,890	↑
Quarter ending March 2017	8,619	↑
Quarter ending June 2017	8,941	↑
Variance since June 2016	54.4%	↑



ACTIVITY



Adjusted Scheduled Activity (UDA)		
Month	2017	2018
April	1,177	791
May	3,030	3,110
June	4,961	4,839
July	7,183	
August	9,604	
September	11,827	
October	14,144	
November	16,255	
December	18,176	
January	20,143	
February	22,603	
March	25,393	
April	26,539	
May	26,590	
June	26,598	

QUALITY

	Quantity	Base Number	Contract	AT	Region	England
% of FP17s for the same patient ID Re-attending within 3 months - Children	31	652	4.8%	11.8%	11.6%	12.0%
% of FP17s for the same patient ID Re-attending within 3 months - Adults	341	2,389	14.3%	16.4%	15.9%	16.0%
% of FP17s for the same patient ID Re-attending between 3 & 9 months - Children	397	652	60.9%	55.3%	60.4%	58.0%
% of FP17s for the same patient ID Re-attending between 3 & 9 months - Adults	1,351	2,389	56.6%	48.9%	52.3%	50.9%
% of FP17s for Band 1 Urgent Courses	279	2,492	11.2%	10.6%	9.5%	9.1%
% of FP17s Relating to Free Repair or Replacements	5	2,492	0.2%	0.6%	0.7%	0.8%
% of FP17s Relating to Continuations	43	2,492	1.7%	0.8%	1.0%	1.1%
% of Patients satisfied with the dentistry they have received	25	27	92.6%	90.0%	91.9%	91.7%
% of Patients satisfied with the time they had to wait for an appointment	25	27	92.6%	87.2%	88.0%	88.0%

* This is based on patients treated on this contract for their most recent course of treatment. Figures in italics indicate the base number of FP17s or Patient Questionnaire responses are less than 100. N/A is shown where the base number of responses is less than 10 during the period. % is calculated as Quantity/Base number*100

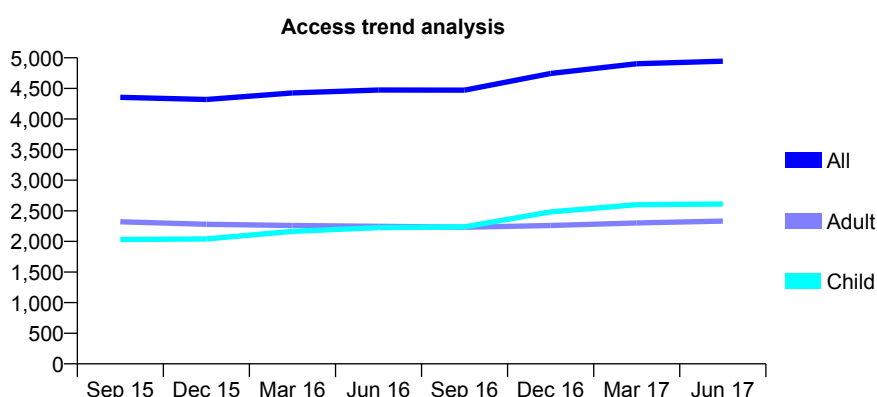
Q67 - Vital Signs At a Glance Contract Report for 175420/0004 - June 2017

Name or company name	Simon Collins Community Dental Service
Contract type name	PDS Contract
Purpose of contract	General
Contract start date	01/12/2012
Contract end date	31/03/2019

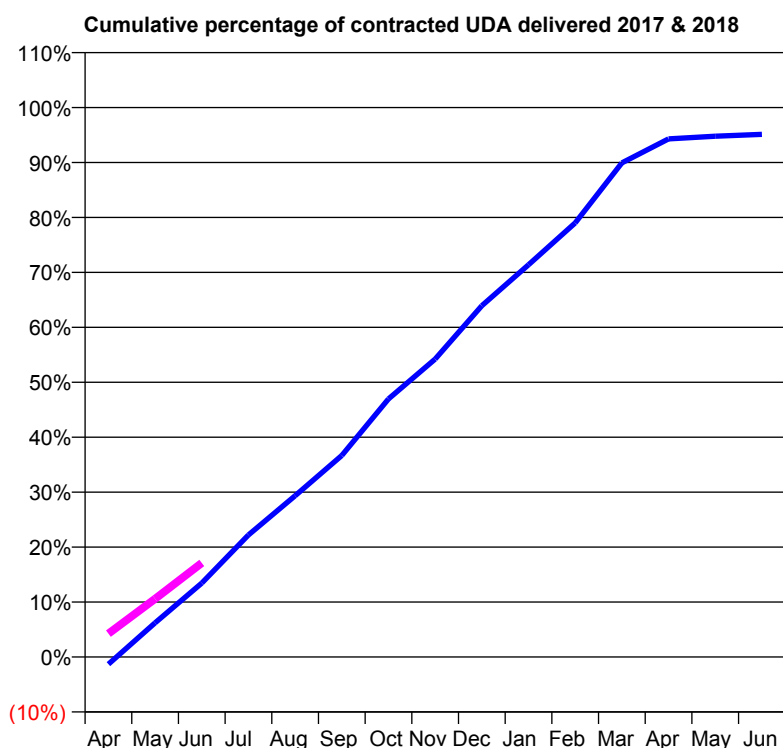
17/18 Contracted general activity (UDA)	14,592
Carry forward general activity (UDA)	0
17/18 Contracted orthodontic activity (UOA)	0
Carry forward orthodontic activity (UOA)	0
Baseline contract value	£1,722,488.98

ACCESS*

Patients seen in 24 months	Total	Change since previous quarter
Quarter ending June 2016	4,473	
Quarter ending September 2016	4,472	→
Quarter ending December 2016	4,744	↑
Quarter ending March 2017	4,902	↑
Quarter ending June 2017	4,944	→
Variance since June 2016	10.5%	↑



ACTIVITY



Adjusted Scheduled Activity (UDA)		
Month	2017	2018
April	-195	623
May	907	1,545
June	1,964	2,499
July	3,240	
August	4,283	
September	5,352	
October	6,855	
November	7,914	
December	9,329	
January	10,416	
February	11,527	
March	13,121	
April	13,759	
May	13,830	
June	13,880	

QUALITY

	Quantity	Base Number	Contract	AT	Region	England
% of FP17s for the same patient ID Re-attending within 3 months - Children	123	1,100	11.2%	11.8%	11.6%	12.0%
% of FP17s for the same patient ID Re-attending within 3 months - Adults	130	649	20.0%	16.4%	15.9%	16.0%
% of FP17s for the same patient ID Re-attending between 3 & 9 months - Children	328	1,100	29.8%	55.3%	60.4%	58.0%
% of FP17s for the same patient ID Re-attending between 3 & 9 months - Adults	225	649	34.7%	48.9%	52.3%	50.9%
% of FP17s for Band 1 Urgent Courses	104	1,348	7.7%	10.6%	9.5%	9.1%
% of FP17s Relating to Free Repair or Replacements	5	1,348	0.4%	0.6%	0.7%	0.8%
% of FP17s Relating to Continuations	23	1,348	1.7%	0.8%	1.0%	1.1%
% of Patients satisfied with the dentistry they have received	6	6	N/A	90.0%	91.9%	91.7%
% of Patients satisfied with the time they had to wait for an appointment	4	6	N/A	87.2%	88.0%	88.0%

* This is based on patients treated on this contract for their most recent course of treatment. Figures in italics indicate the base number of FP17s or Patient Questionnaire responses are less than 100. N/A is shown where the base number of responses is less than 10 during the period. % is calculated as Quantity/Base number*100

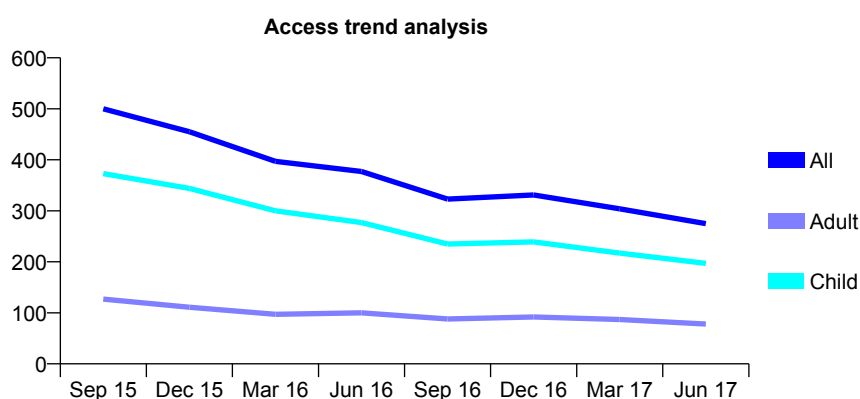
Q67 - Vital Signs At a Glance Contract Report for 175420/0005 - June 2017

Name or company name	Simon Collins Community Dental Service
Contract type name	PDS Contract
Purpose of contract	General
Contract start date	01/12/2012
Contract end date	31/03/2019

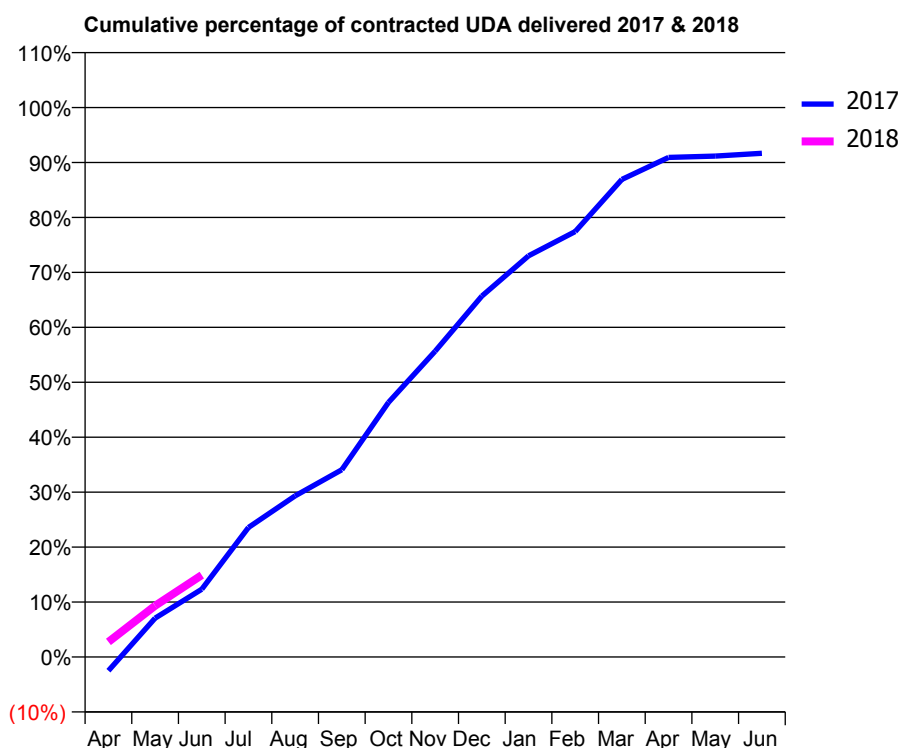
17/18 Contracted general activity (UDA)	1,200
Carry forward general activity (UDA)	0
17/18 Contracted orthodontic activity (UOA)	0
Carry forward orthodontic activity (UOA)	0
Baseline contract value	£106,754.93

ACCESS*

Patients seen in 24 months	Total	Change since previous quarter
Quarter ending June 2016	377	
Quarter ending September 2016	323	↓
Quarter ending December 2016	331	↑
Quarter ending March 2017	304	↓
Quarter ending June 2017	275	↓
Variance since June 2016	(27.1%)	↓



ACTIVITY



Month	Adjusted Scheduled Activity (UDA)	
	2017	2018
April	-30	33
May	85	112
June	148	179
July	283	
August	352	
September	409	
October	556	
November	668	
December	788	
January	876	
February	929	
March	1,043	
April	1,091	
May	1,094	
June	1,100	

QUALITY

	Quantity	Base Number	Contract	AT	Region	England
% of FP17s for the same patient ID Re-attending within 3 months - Children	0	68	0.0%	11.8%	11.6%	12.0%
% of FP17s for the same patient ID Re-attending within 3 months - Adults	0	16	0.0%	16.4%	15.9%	16.0%
% of FP17s for the same patient ID Re-attending between 3 & 9 months - Children	0	68	0.0%	55.3%	60.4%	58.0%
% of FP17s for the same patient ID Re-attending between 3 & 9 months - Adults	0	16	0.0%	48.9%	52.3%	50.9%
% of FP17s for Band 1 Urgent Courses	0	65	0.0%	10.6%	9.5%	9.1%
% of FP17s Relating to Free Repair or Replacements	0	65	0.0%	0.6%	0.7%	0.8%
% of FP17s Relating to Continuations	0	65	0.0%	0.8%	1.0%	1.1%
% of Patients satisfied with the dentistry they have received	1	1	N/A	90.0%	91.9%	91.7%
% of Patients satisfied with the time they had to wait for an appointment	1	1	N/A	87.2%	88.0%	88.0%

* This is based on patients treated on this contract for their most recent course of treatment. Figures in italics indicate the base number of FP17s or Patient Questionnaire responses are less than 100. N/A is shown where the base number of responses is less than 10 during the period. % is calculated as Quantity/Base number*100

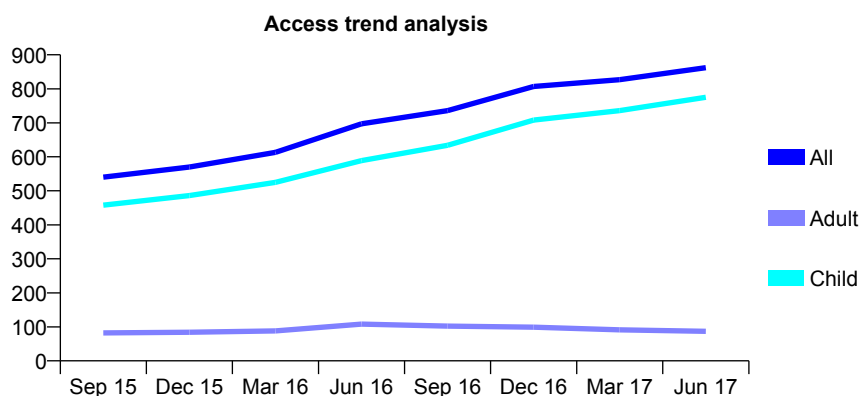
Q67 - Vital Signs At a Glance Contract Report for 175420/0006 - June 2017

Name or company name	Simon Collins Community Dental Service
Contract type name	PDS Contract
Purpose of contract	General
Contract start date	01/12/2012
Contract end date	31/03/2019

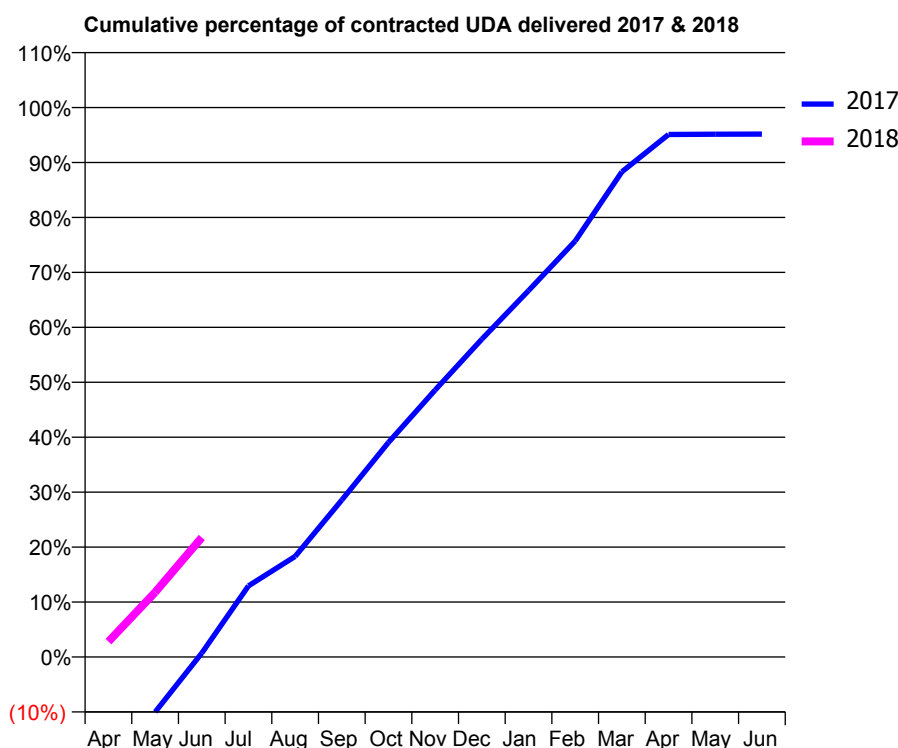
17/18 Contracted general activity (UDA)	2,358
Carry forward general activity (UDA)	0
17/18 Contracted orthodontic activity (UOA)	0
Carry forward orthodontic activity (UOA)	0
Baseline contract value	£717,501.26

ACCESS*

Patients seen in 24 months	Total	Change since previous quarter
Quarter ending June 2016	697	
Quarter ending September 2016	736	↑
Quarter ending December 2016	807	↑
Quarter ending March 2017	827	↑
Quarter ending June 2017	862	↑
Variance since June 2016	23.7%	↑



ACTIVITY



Adjusted Scheduled Activity (UDA)		
Month	2017	2018
April	-493	66
May	-237	278
June	17	513
July	305	
August	432	
September	674	
October	921	
November	1,146	
December	1,364	
January	1,572	
February	1,785	
March	2,082	
April	2,242	
May	2,243	
June	2,244	

QUALITY

	Quantity	Base Number	Contract	AT	Region	England
% of FP17s for the same patient ID Re-attending within 3 months - Children	1	210	0.5%	11.8%	11.6%	12.0%
% of FP17s for the same patient ID Re-attending within 3 months - Adults	0	18	0.0%	16.4%	15.9%	16.0%
% of FP17s for the same patient ID Re-attending between 3 & 9 months - Children	1	210	0.5%	55.3%	60.4%	58.0%
% of FP17s for the same patient ID Re-attending between 3 & 9 months - Adults	0	18	0.0%	48.9%	52.3%	50.9%
% of FP17s for Band 1 Urgent Courses	0	172	0.0%	10.6%	9.5%	9.1%
% of FP17s Relating to Free Repair or Replacements	0	172	0.0%	0.6%	0.7%	0.8%
% of FP17s Relating to Continuations	3	172	1.7%	0.8%	1.0%	1.1%
% of Patients satisfied with the dentistry they have received	0	0	N/A	90.0%	91.9%	91.7%
% of Patients satisfied with the time they had to wait for an appointment	0	0	N/A	87.2%	88.0%	88.0%

* This is based on patients treated on this contract for their most recent course of treatment. Figures in italics indicate the base number of FP17s or Patient Questionnaire responses are less than 100. N/A is shown where the base number of responses is less than 10 during the period. % is calculated as Quantity/Base number*100

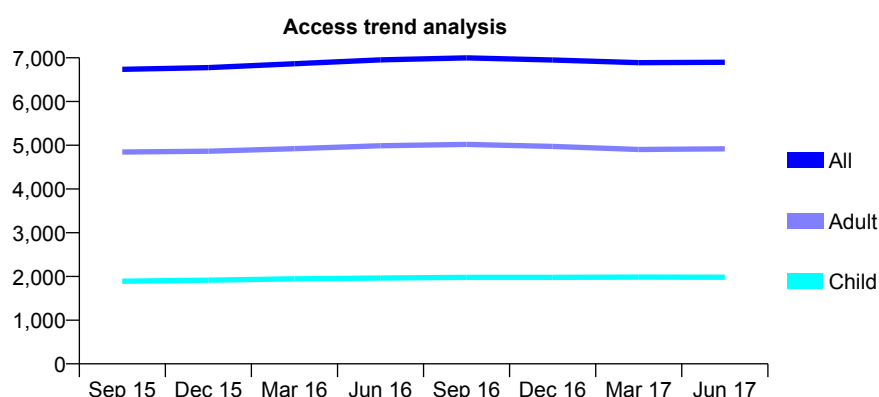
Q67 - Vital Signs At a Glance Contract Report for 176125/0001 - June 2017

Name or company name	Uddin & Akhtar
Contract type name	GDS Contract
Purpose of contract	General
Contract start date	01/01/2011
Contract end date	

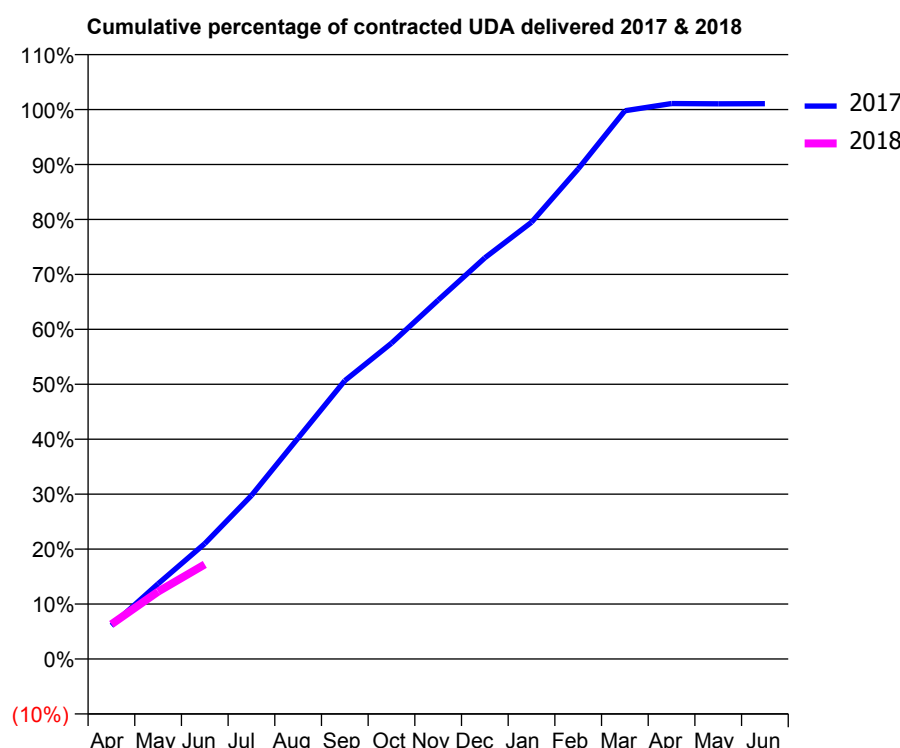
17/18 Contracted general activity (UDA)	20,060
Carry forward general activity (UDA)	0
17/18 Contracted orthodontic activity (UOA)	0
Carry forward orthodontic activity (UOA)	0
Baseline contract value	£548,884.61

ACCESS*

Patients seen in 24 months	Total	Change since previous quarter
Quarter ending June 2016	6,952	
Quarter ending September 2016	6,997	→
Quarter ending December 2016	6,951	→
Quarter ending March 2017	6,889	→
Quarter ending June 2017	6,899	→
Variance since June 2016	(0.8%)	→



ACTIVITY



Adjusted Scheduled Activity (UDA)		
Month	2017	2018
April	1,217	1,268
May	2,746	2,459
June	4,215	3,453
July	5,969	
August	8,071	
September	10,160	
October	11,531	
November	13,103	
December	14,644	
January	15,946	
February	17,893	
March	20,014	
April	20,276	
May	20,269	
June	20,273	

QUALITY

	Quantity	Base Number	Contract	AT	Region	England
% of FP17s for the same patient ID Re-attending within 3 months - Children	40	645	6.2%	11.8%	11.6%	12.0%
% of FP17s for the same patient ID Re-attending within 3 months - Adults	127	1,283	9.9%	16.4%	15.9%	16.0%
% of FP17s for the same patient ID Re-attending between 3 & 9 months - Children	365	645	56.6%	55.3%	60.4%	58.0%
% of FP17s for the same patient ID Re-attending between 3 & 9 months - Adults	710	1,283	55.3%	48.9%	52.3%	50.9%
% of FP17s for Band 1 Urgent Courses	104	1,523	6.8%	10.6%	9.5%	9.1%
% of FP17s Relating to Free Repair or Replacements	9	1,523	0.6%	0.6%	0.7%	0.8%
% of FP17s Relating to Continuations	3	1,523	0.2%	0.8%	1.0%	1.1%
% of Patients satisfied with the dentistry they have received	5	5	N/A	90.0%	91.9%	91.7%
% of Patients satisfied with the time they had to wait for an appointment	4	5	N/A	87.2%	88.0%	88.0%

* This is based on patients treated on this contract for their most recent course of treatment. Figures in italics indicate the base number of FP17s or Patient Questionnaire responses are less than 100. N/A is shown where the base number of responses is less than 10 during the period. % is calculated as Quantity/Base number*100

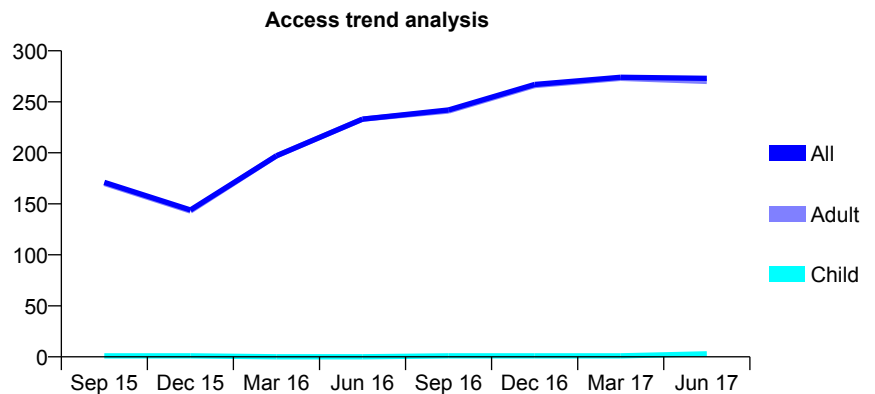
Q67 - Vital Signs At a Glance Contract Report for 176125/0002 - June 2017

Name or company name	Uddin & Akhtar
Contract type name	PDS Contract
Purpose of contract	General
Contract start date	10/03/2011
Contract end date	31/03/2018

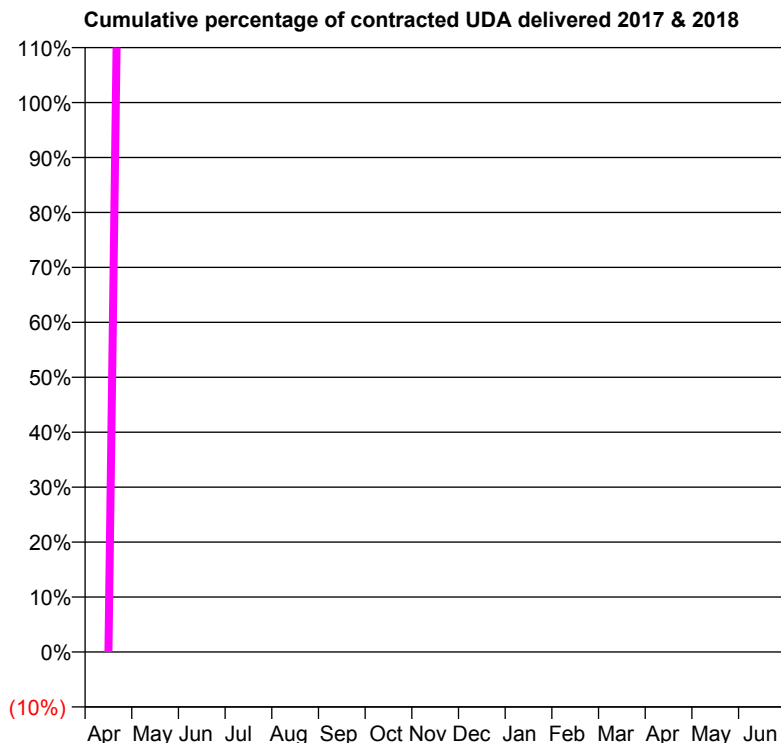
17/18 Contracted general activity (UDA)	11
Carry forward general activity (UDA)	0
17/18 Contracted orthodontic activity (UOA)	0
Carry forward orthodontic activity (UOA)	0
Baseline contract value	£9,189.95

ACCESS*

Patients seen in 24 months	Total	Change since previous quarter
Quarter ending June 2016	233	
Quarter ending September 2016	242	↑
Quarter ending December 2016	267	↑
Quarter ending March 2017	274	↑
Quarter ending June 2017	273	→
Variance since June 2016	17.2%	↑



ACTIVITY



Month	Adjusted Scheduled Activity (UDA)	
	2017	2018
April	81	0
May	123	69
June	168	87
July	223	
August	287	
September	390	
October	415	
November	518	
December	558	
January	588	
February	646	
March	743	
April	782	
May	785	
June	785	

QUALITY

	Quantity	Base Number	Contract	AT	Region	England
% of FP17s for the same patient ID Re-attending within 3 months - Children	0	3	0.0%	11.8%	11.6%	12.0%
% of FP17s for the same patient ID Re-attending within 3 months - Adults	0	41	0.0%	16.4%	15.9%	16.0%
% of FP17s for the same patient ID Re-attending between 3 & 9 months - Children	0	3	0.0%	55.3%	60.4%	58.0%
% of FP17s for the same patient ID Re-attending between 3 & 9 months - Adults	1	41	2.4%	48.9%	52.3%	50.9%
% of FP17s for Band 1 Urgent Courses	0	31	0.0%	10.6%	9.5%	9.1%
% of FP17s Relating to Free Repair or Replacements	0	31	0.0%	0.6%	0.7%	0.8%
% of FP17s Relating to Continuations	0	31	0.0%	0.8%	1.0%	1.1%
% of Patients satisfied with the dentistry they have received	0	0	N/A	90.0%	91.9%	91.7%
% of Patients satisfied with the time they had to wait for an appointment	0	0	N/A	87.2%	88.0%	88.0%

* This is based on patients treated on this contract for their most recent course of treatment. Figures in italics indicate the base number of FP17s or Patient Questionnaire responses are less than 100. N/A is shown where the base number of responses is less than 10 during the period. % is calculated as Quantity/Base number*100

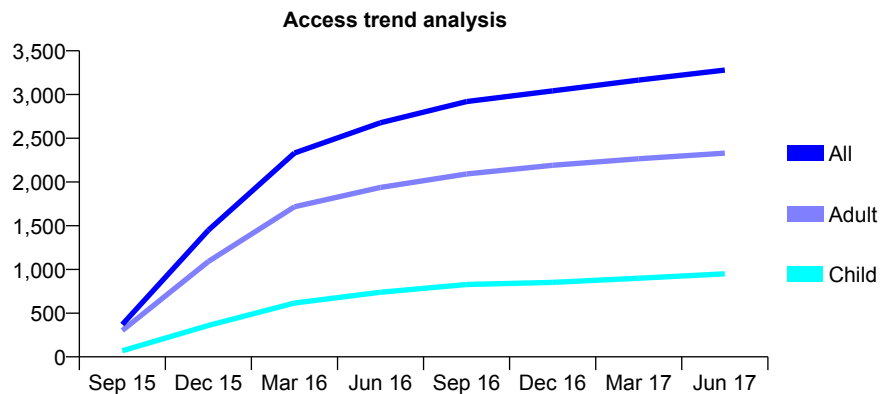
Q67 - Vital Signs At a Glance Contract Report for 176680/0001 - June 2017

Name or company name	Tricon House Dental Practice
Contract type name	GDS Contract
Purpose of contract	General
Contract start date	01/09/2015
Contract end date	

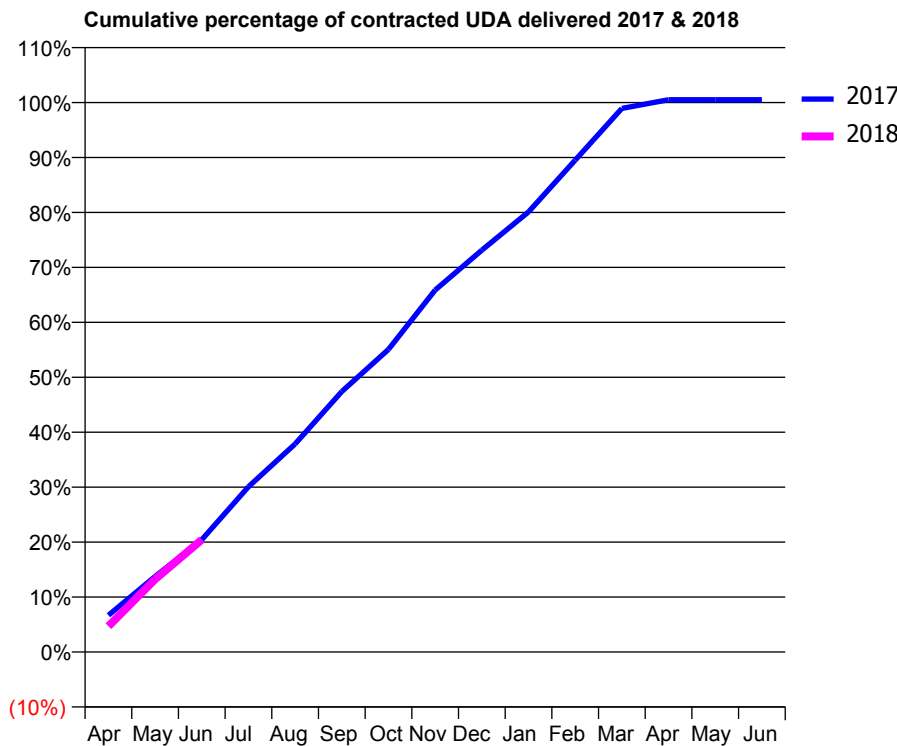
17/18 Contracted general activity (UDA)	8,599
Carry forward general activity (UDA)	0
17/18 Contracted orthodontic activity (UOA)	0
Carry forward orthodontic activity (UOA)	0
Baseline contract value	£210,248.94

ACCESS*

Patients seen in 24 months	Total	Change since previous quarter
Quarter ending June 2016	2,677	
Quarter ending September 2016	2,920	↑
Quarter ending December 2016	3,042	↑
Quarter ending March 2017	3,165	↑
Quarter ending June 2017	3,279	↑
Variance since June 2016	22.5%	↑



ACTIVITY



Month	Adjusted Scheduled Activity (UDA)	
	2017	2018
April	575	405
May	1,181	1,139
June	1,757	1,757
July	2,587	
August	3,256	
September	4,076	
October	4,735	
November	5,664	
December	6,288	
January	6,888	
February	7,697	
March	8,506	
April	8,642	
May	8,642	
June	8,642	

QUALITY

	Quantity	Base Number	Contract	AT	Region	England
% of FP17s for the same patient ID Re-attending within 3 months - Children	16	345	4.6%	11.8%	11.6%	12.0%
% of FP17s for the same patient ID Re-attending within 3 months - Adults	121	833	14.5%	16.4%	15.9%	16.0%
% of FP17s for the same patient ID Re-attending between 3 & 9 months - Children	200	345	58.0%	55.3%	60.4%	58.0%
% of FP17s for the same patient ID Re-attending between 3 & 9 months - Adults	549	833	65.9%	48.9%	52.3%	50.9%
% of FP17s for Band 1 Urgent Courses	56	1,082	5.2%	10.6%	9.5%	9.1%
% of FP17s Relating to Free Repair or Replacements	0	1,082	0.0%	0.6%	0.7%	0.8%
% of FP17s Relating to Continuations	19	1,082	1.8%	0.8%	1.0%	1.1%
% of Patients satisfied with the dentistry they have received	9	10	90.0%	90.0%	91.9%	91.7%
% of Patients satisfied with the time they had to wait for an appointment	9	10	90.0%	87.2%	88.0%	88.0%

* This is based on patients treated on this contract for their most recent course of treatment. Figures in italics indicate the base number of FP17s or Patient Questionnaire responses are less than 100. N/A is shown where the base number of responses is less than 10 during the period. % is calculated as Quantity/Base number*100

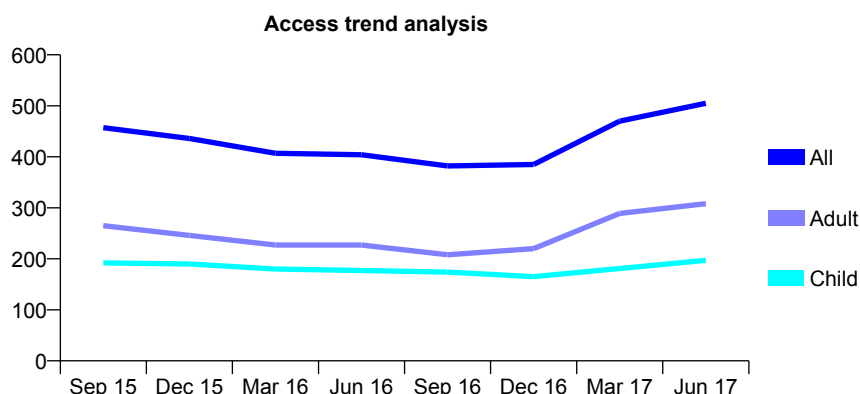
Q67 - Vital Signs At a Glance Contract Report for 181579/0001 - June 2017

Name or company name	MR M MITIC
Contract type name	GDS Contract
Purpose of contract	General
Contract start date	01/01/2014
Contract end date	

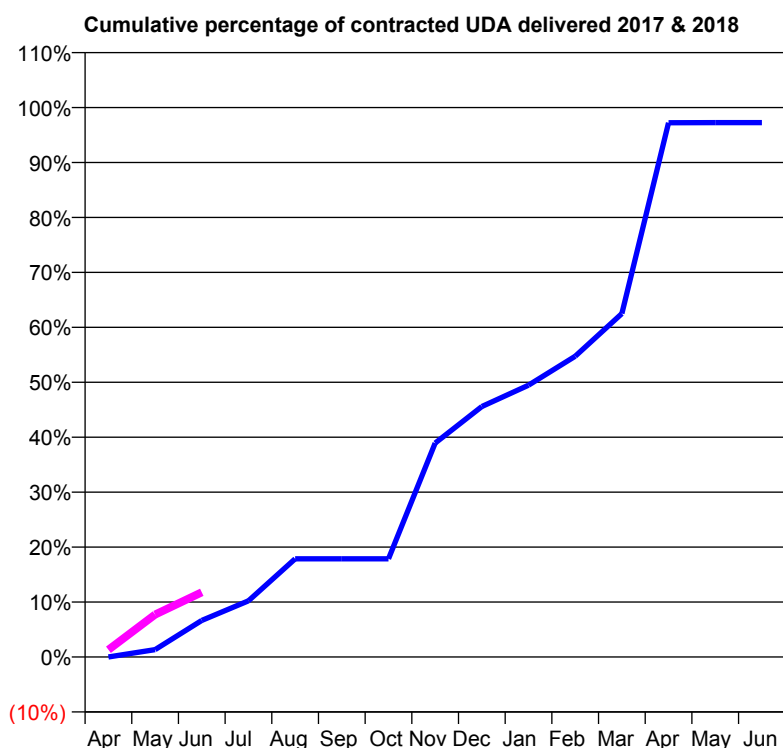
17/18 Contracted general activity (UDA)	2,435
Carry forward general activity (UDA)	0
17/18 Contracted orthodontic activity (UOA)	0
Carry forward orthodontic activity (UOA)	0
Baseline contract value	£60,634.27

ACCESS*

Patients seen in 24 months	Total	Change since previous quarter
Quarter ending June 2016	404	
Quarter ending September 2016	382	↓
Quarter ending December 2016	385	→
Quarter ending March 2017	470	↑
Quarter ending June 2017	505	↑
Variance since June 2016	25.0%	↑



ACTIVITY



Adjusted Scheduled Activity (UDA)		
Month	2017	2018
April	0	32
May	33	188
June	162	287
July	249	
August	435	
September	435	
October	435	
November	948	
December	1,110	
January	1,205	
February	1,333	
March	1,522	
April	2,367	
May	2,368	
June	2,368	

QUALITY

	Quantity	Base Number	Contract	AT	Region	England
% of FP17s for the same patient ID Re-attending within 3 months - Children	3	100	3.0%	11.8%	11.6%	12.0%
% of FP17s for the same patient ID Re-attending within 3 months - Adults	9	152	5.9%	16.4%	15.9%	16.0%
% of FP17s for the same patient ID Re-attending between 3 & 9 months - Children	44	100	44.0%	55.3%	60.4%	58.0%
% of FP17s for the same patient ID Re-attending between 3 & 9 months - Adults	45	152	29.6%	48.9%	52.3%	50.9%
% of FP17s for Band 1 Urgent Courses	8	112	7.1%	10.6%	9.5%	9.1%
% of FP17s Relating to Free Repair or Replacements	0	112	0.0%	0.6%	0.7%	0.8%
% of FP17s Relating to Continuations	0	112	0.0%	0.8%	1.0%	1.1%
% of Patients satisfied with the dentistry they have received	1	1	N/A	90.0%	91.9%	91.7%
% of Patients satisfied with the time they had to wait for an appointment	0	1	N/A	87.2%	88.0%	88.0%

* This is based on patients treated on this contract for their most recent course of treatment. Figures in italics indicate the base number of FP17s or Patient Questionnaire responses are less than 100. N/A is shown where the base number of responses is less than 10 during the period. % is calculated as Quantity/Base number*100

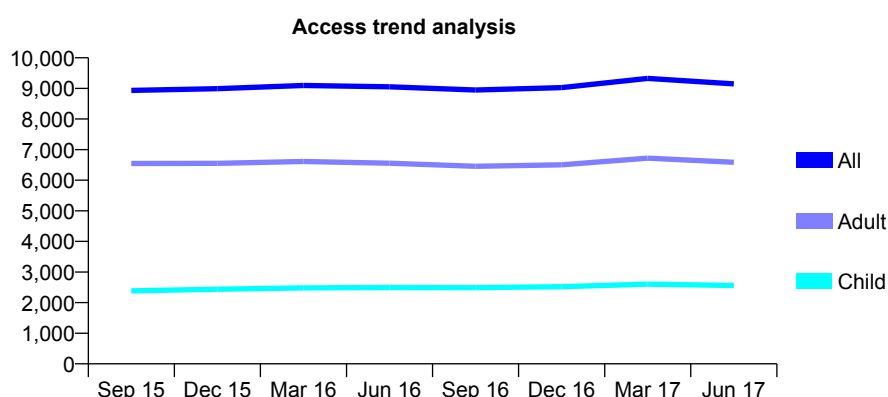
Q67 - Vital Signs At a Glance Contract Report for 182583/0001 - June 2017

Name or company name	The City Way Practice
Contract type name	GDS Contract
Purpose of contract	General
Contract start date	01/05/2012
Contract end date	

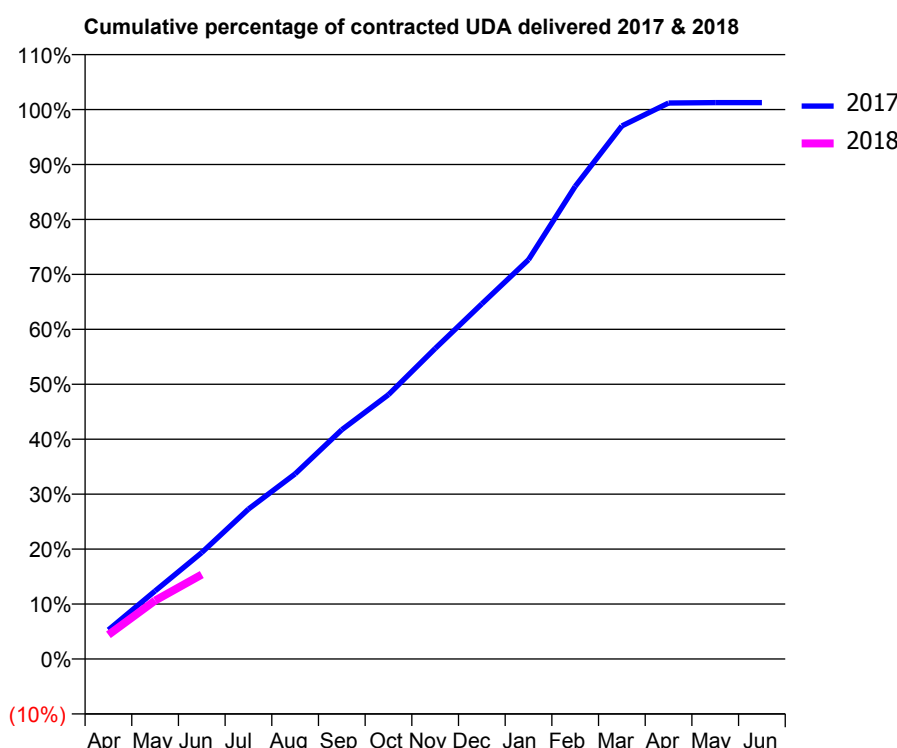
17/18 Contracted general activity (UDA)	26,183
Carry forward general activity (UDA)	0
17/18 Contracted orthodontic activity (UOA)	0
Carry forward orthodontic activity (UOA)	0
Baseline contract value	£647,215.61

ACCESS*

Patients seen in 24 months	Total	Change since previous quarter
Quarter ending June 2016	9,052	
Quarter ending September 2016	8,946	↓
Quarter ending December 2016	9,026	→
Quarter ending March 2017	9,326	↑
Quarter ending June 2017	9,150	↓
Variance since June 2016	1.1%	→



ACTIVITY



Adjusted Scheduled Activity (UDA)		
Month	2017	2018
April	1,390	1,155
May	3,243	2,785
June	5,071	4,027
July	7,147	
August	8,819	
September	10,926	
October	12,596	
November	14,797	
December	16,922	
January	19,025	
February	22,521	
March	25,401	
April	26,495	
May	26,511	
June	26,509	

QUALITY

	Quantity	Base Number	Contract	AT	Region	England
% of FP17s for the same patient ID Re-attending within 3 months - Children	48	622	7.7%	11.8%	11.6%	12.0%
% of FP17s for the same patient ID Re-attending within 3 months - Adults	169	1,424	11.9%	16.4%	15.9%	16.0%
% of FP17s for the same patient ID Re-attending between 3 & 9 months - Children	275	622	44.2%	55.3%	60.4%	58.0%
% of FP17s for the same patient ID Re-attending between 3 & 9 months - Adults	573	1,424	40.2%	48.9%	52.3%	50.9%
% of FP17s for Band 1 Urgent Courses	122	1,672	7.3%	10.6%	9.5%	9.1%
% of FP17s Relating to Free Repair or Replacements	41	1,672	2.5%	0.6%	0.7%	0.8%
% of FP17s Relating to Continuations	3	1,672	0.2%	0.8%	1.0%	1.1%
% of Patients satisfied with the dentistry they have received	14	19	73.7%	90.0%	91.9%	91.7%
% of Patients satisfied with the time they had to wait for an appointment	14	19	73.7%	87.2%	88.0%	88.0%

* This is based on patients treated on this contract for their most recent course of treatment. Figures in italics indicate the base number of FP17s or Patient Questionnaire responses are less than 100. N/A is shown where the base number of responses is less than 10 during the period. % is calculated as Quantity/Base number*100

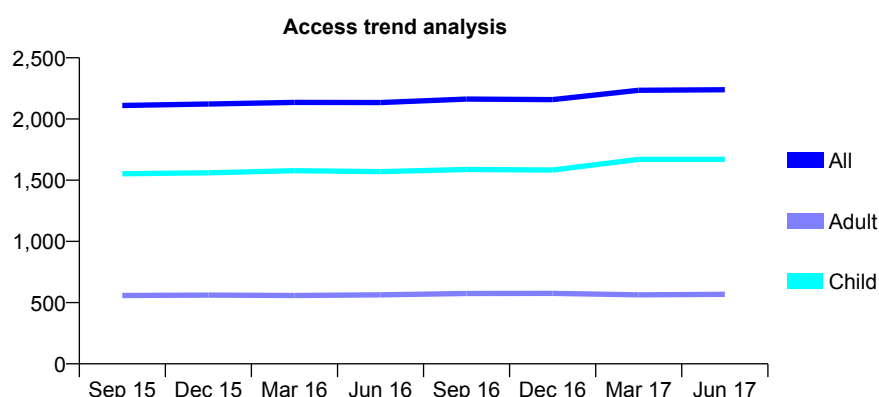
Q67 - Vital Signs At a Glance Contract Report for 183156/0001 - June 2017

Name or company name	Roseacre Dental Practice
Contract type name	GDS Contract
Purpose of contract	General
Contract start date	01/12/2012
Contract end date	

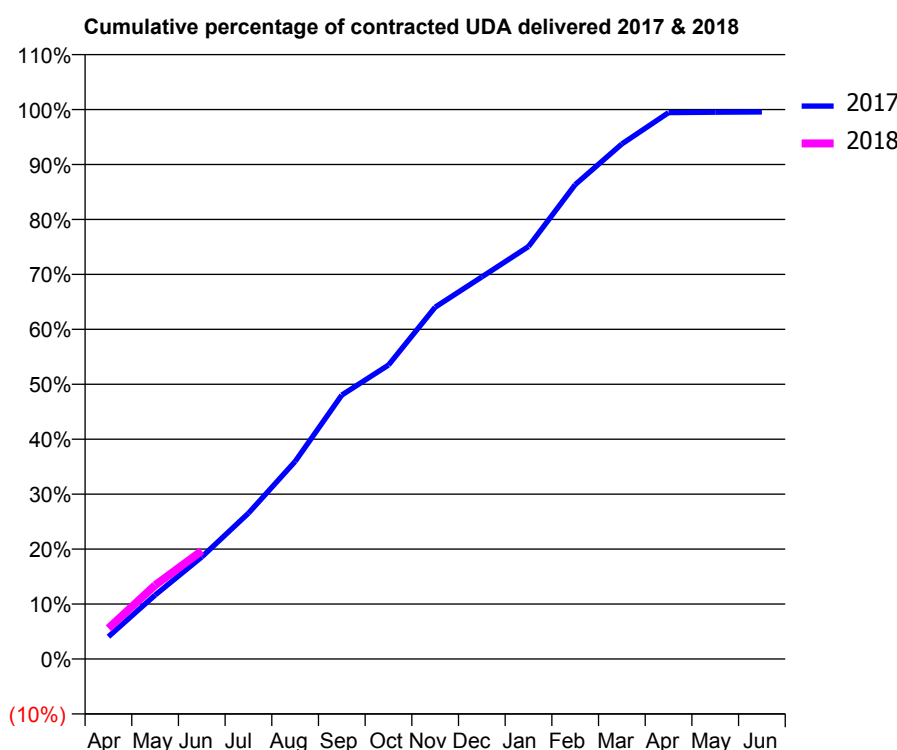
17/18 Contracted general activity (UDA)	4,700
Carry forward general activity (UDA)	0
17/18 Contracted orthodontic activity (UOA)	0
Carry forward orthodontic activity (UOA)	0
Baseline contract value	£126,335.09

ACCESS*

Patients seen in 24 months	Total	Change since previous quarter
Quarter ending June 2016	2,134	
Quarter ending September 2016	2,163	→
Quarter ending December 2016	2,159	→
Quarter ending March 2017	2,235	↑
Quarter ending June 2017	2,239	→
Variance since June 2016	4.9%	↑



ACTIVITY



Adjusted Scheduled Activity (UDA)		
Month	2017	2018
April	192	263
May	547	632
June	873	926
July	1,247	
August	1,690	
September	2,258	
October	2,514	
November	3,009	
December	3,268	
January	3,529	
February	4,058	
March	4,405	
April	4,674	
May	4,677	
June	4,679	

QUALITY

	Quantity	Base Number	Contract	AT	Region	England
% of FP17s for the same patient ID Re-attending within 3 months - Children	76	781	9.7%	11.8%	11.6%	12.0%
% of FP17s for the same patient ID Re-attending within 3 months - Adults	12	137	8.8%	16.4%	15.9%	16.0%
% of FP17s for the same patient ID Re-attending between 3 & 9 months - Children	512	781	65.6%	55.3%	60.4%	58.0%
% of FP17s for the same patient ID Re-attending between 3 & 9 months - Adults	87	137	63.5%	48.9%	52.3%	50.9%
% of FP17s for Band 1 Urgent Courses	34	735	4.6%	10.6%	9.5%	9.1%
% of FP17s Relating to Free Repair or Replacements	2	735	0.3%	0.6%	0.7%	0.8%
% of FP17s Relating to Continuations	0	735	0.0%	0.8%	1.0%	1.1%
% of Patients satisfied with the dentistry they have received	5	5	N/A	90.0%	91.9%	91.7%
% of Patients satisfied with the time they had to wait for an appointment	5	5	N/A	87.2%	88.0%	88.0%

* This is based on patients treated on this contract for their most recent course of treatment. Figures in italics indicate the base number of FP17s or Patient Questionnaire responses are less than 100. N/A is shown where the base number of responses is less than 10 during the period. % is calculated as Quantity/Base number*100

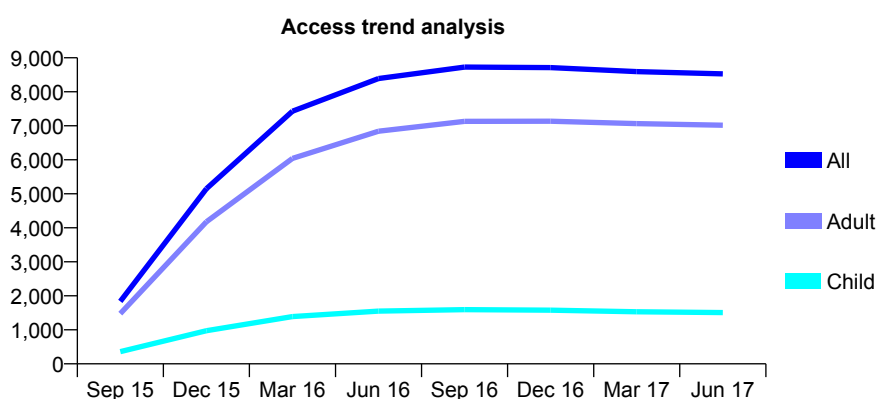
Q67 - Vital Signs At a Glance Contract Report for 183202/0002 - June 2017

Name or company name	Stanhope Road Dental Practice Partnership
Contract type name	GDS Contract
Purpose of contract	General
Contract start date	22/06/2015
Contract end date	

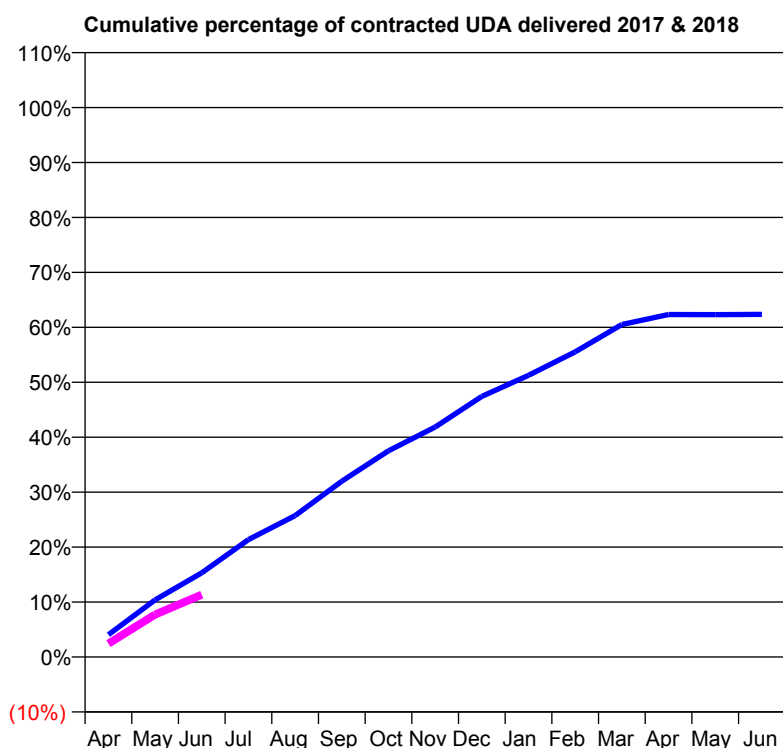
17/18 Contracted general activity (UDA)	40,047
Carry forward general activity (UDA)	0
17/18 Contracted orthodontic activity (UOA)	0
Carry forward orthodontic activity (UOA)	0
Baseline contract value	£995,914.13

ACCESS*

Patients seen in 24 months	Total	Change since previous quarter
Quarter ending June 2016	8,392	
Quarter ending September 2016	8,727	↑
Quarter ending December 2016	8,713	→
Quarter ending March 2017	8,595	↓
Quarter ending June 2017	8,528	→
Variance since June 2016	1.6%	→



ACTIVITY



Adjusted Scheduled Activity (UDA)		
Month	2017	2018
April	1,624	972
May	4,165	3,094
June	6,135	4,539
July	8,553	
August	10,302	
September	12,809	
October	15,030	
November	16,755	
December	18,989	
January	20,531	
February	22,236	
March	24,235	
April	24,958	
May	24,954	
June	24,969	

QUALITY

	Quantity	Base Number	Contract	AT	Region	England
% of FP17s for the same patient ID Re-attending within 3 months - Children	26	463	5.6%	11.8%	11.6%	12.0%
% of FP17s for the same patient ID Re-attending within 3 months - Adults	210	2,067	10.2%	16.4%	15.9%	16.0%
% of FP17s for the same patient ID Re-attending between 3 & 9 months - Children	263	463	56.8%	55.3%	60.4%	58.0%
% of FP17s for the same patient ID Re-attending between 3 & 9 months - Adults	1,347	2,067	65.2%	48.9%	52.3%	50.9%
% of FP17s for Band 1 Urgent Courses	226	2,170	10.4%	10.6%	9.5%	9.1%
% of FP17s Relating to Free Repair or Replacements	10	2,170	0.5%	0.6%	0.7%	0.8%
% of FP17s Relating to Continuations	20	2,170	0.9%	0.8%	1.0%	1.1%
% of Patients satisfied with the dentistry they have received	21	26	80.8%	90.0%	91.9%	91.7%
% of Patients satisfied with the time they had to wait for an appointment	21	26	80.8%	87.2%	88.0%	88.0%

* This is based on patients treated on this contract for their most recent course of treatment. Figures in italics indicate the base number of FP17s or Patient Questionnaire responses are less than 100. N/A is shown where the base number of responses is less than 10 during the period. % is calculated as Quantity/Base number*100

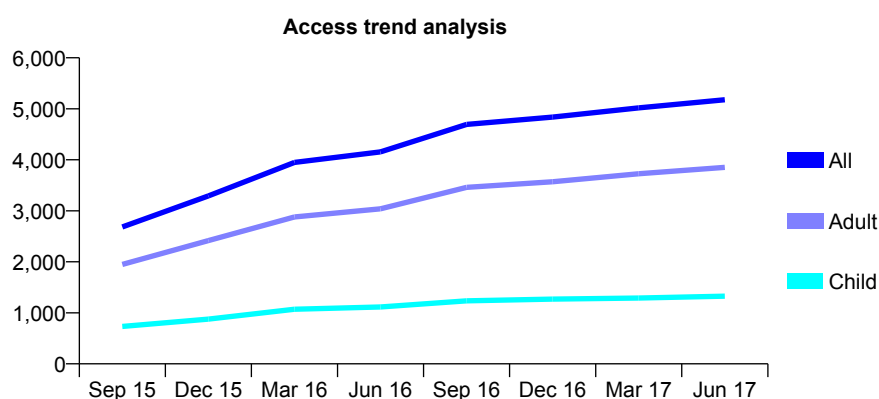
Q67 - Vital Signs At a Glance Contract Report for 183725/0001 - June 2017

Name or company name	Blackbull Road Dental Surgery
Contract type name	GDS Contract
Purpose of contract	General
Contract start date	14/01/2015
Contract end date	

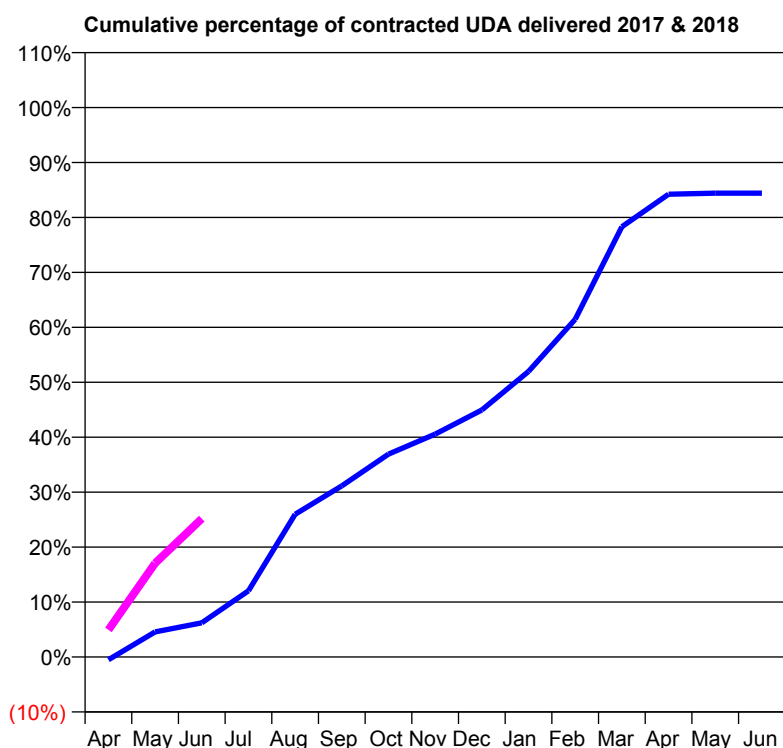
17/18 Contracted general activity (UDA)	18,020
Carry forward general activity (UDA)	0
17/18 Contracted orthodontic activity (UOA)	0
Carry forward orthodontic activity (UOA)	0
Baseline contract value	£421,296.09

ACCESS*

Patients seen in 24 months	Total	Change since previous quarter
Quarter ending June 2016	4,156	
Quarter ending September 2016	4,694	↑
Quarter ending December 2016	4,838	↑
Quarter ending March 2017	5,019	↑
Quarter ending June 2017	5,179	↑
Variance since June 2016	24.6%	↑



ACTIVITY



Adjusted Scheduled Activity (UDA)		
Month	2017	2018
April	-92	888
May	825	3,078
June	1,123	4,539
July	2,173	
August	4,680	
September	5,614	
October	6,655	
November	7,310	
December	8,102	
January	9,363	
February	11,072	
March	14,110	
April	15,174	
May	15,212	
June	15,210	

QUALITY

	Quantity	Base Number	Contract	AT	Region	England
% of FP17s for the same patient ID Re-attending within 3 months - Children	33	349	9.5%	11.8%	11.6%	12.0%
% of FP17s for the same patient ID Re-attending within 3 months - Adults	152	1,091	13.9%	16.4%	15.9%	16.0%
% of FP17s for the same patient ID Re-attending between 3 & 9 months - Children	116	349	33.2%	55.3%	60.4%	58.0%
% of FP17s for the same patient ID Re-attending between 3 & 9 months - Adults	287	1,091	26.3%	48.9%	52.3%	50.9%
% of FP17s for Band 1 Urgent Courses	70	1,163	6.0%	10.6%	9.5%	9.1%
% of FP17s Relating to Free Repair or Replacements	2	1,163	0.2%	0.6%	0.7%	0.8%
% of FP17s Relating to Continuations	4	1,163	0.3%	0.8%	1.0%	1.1%
% of Patients satisfied with the dentistry they have received	9	11	81.8%	90.0%	91.9%	91.7%
% of Patients satisfied with the time they had to wait for an appointment	9	11	81.8%	87.2%	88.0%	88.0%

* This is based on patients treated on this contract for their most recent course of treatment. Figures in italics indicate the base number of FP17s or Patient Questionnaire responses are less than 100. N/A is shown where the base number of responses is less than 10 during the period. % is calculated as Quantity/Base number*100

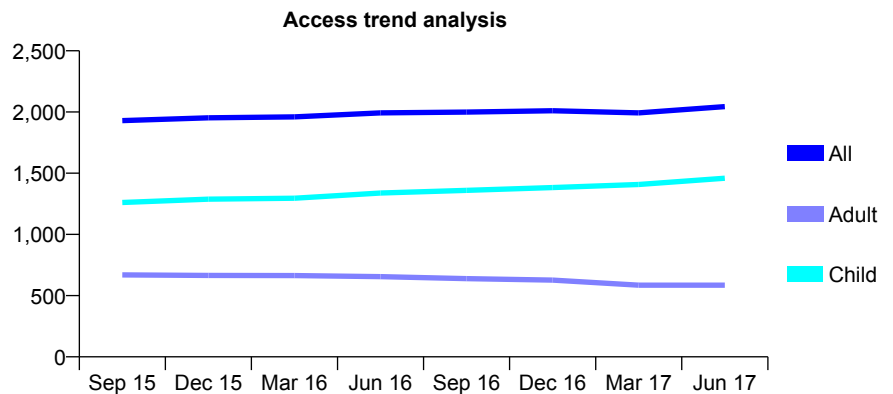
Q67 - Vital Signs At a Glance Contract Report for 186112/0001 - June 2017

Name or company name	Hoo Dental Care Ltd
Contract type name	GDS Contract
Purpose of contract	General
Contract start date	01/04/2011
Contract end date	

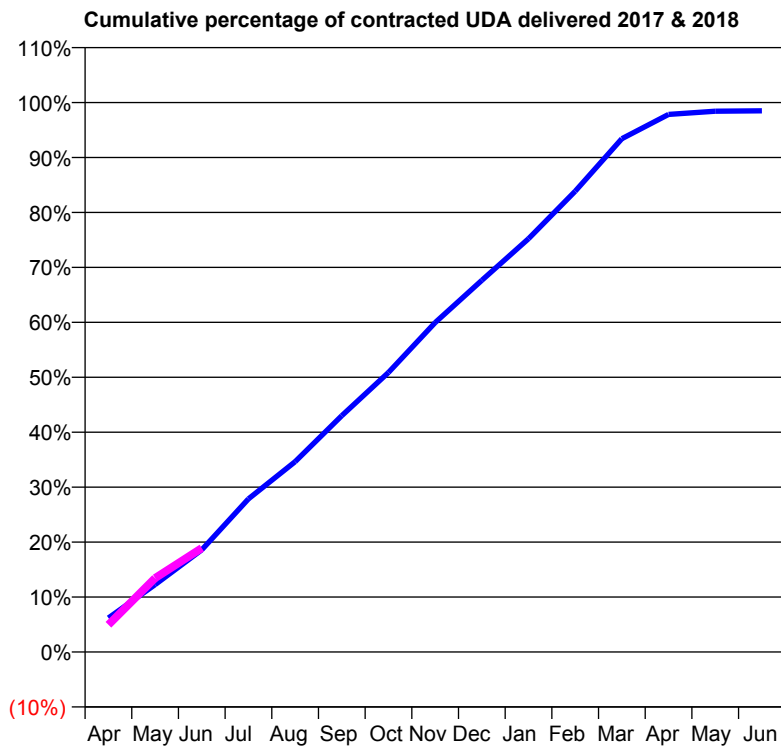
17/18 Contracted general activity (UDA)	5,487
Carry forward general activity (UDA)	0
17/18 Contracted orthodontic activity (UOA)	0
Carry forward orthodontic activity (UOA)	0
Baseline contract value	£143,332.16

ACCESS*

Patients seen in 24 months	Total	Change since previous quarter
Quarter ending June 2016	1,993	
Quarter ending September 2016	1,999	→
Quarter ending December 2016	2,010	→
Quarter ending March 2017	1,993	→
Quarter ending June 2017	2,044	↑
Variance since June 2016	2.6%	↑



ACTIVITY



Adjusted Scheduled Activity (UDA)		
Month	2017	2018
April	340	272
May	673	738
June	1,021	1,038
July	1,530	
August	1,901	
September	2,360	
October	2,791	
November	3,290	
December	3,712	
January	4,128	
February	4,601	
March	5,125	
April	5,368	
May	5,400	
June	5,404	

QUALITY

	Quantity	Base Number	Contract	AT	Region	England
% of FP17s for the same patient ID Re-attending within 3 months - Children	68	584	11.6%	11.8%	11.6%	12.0%
% of FP17s for the same patient ID Re-attending within 3 months - Adults	31	141	22.0%	16.4%	15.9%	16.0%
% of FP17s for the same patient ID Re-attending between 3 & 9 months - Children	302	584	51.7%	55.3%	60.4%	58.0%
% of FP17s for the same patient ID Re-attending between 3 & 9 months - Adults	68	141	48.2%	48.9%	52.3%	50.9%
% of FP17s for Band 1 Urgent Courses	51	606	8.4%	10.6%	9.5%	9.1%
% of FP17s Relating to Free Repair or Replacements	0	606	0.0%	0.6%	0.7%	0.8%
% of FP17s Relating to Continuations	1	606	0.2%	0.8%	1.0%	1.1%
% of Patients satisfied with the dentistry they have received	5	5	N/A	90.0%	91.9%	91.7%
% of Patients satisfied with the time they had to wait for an appointment	4	5	N/A	87.2%	88.0%	88.0%

* This is based on patients treated on this contract for their most recent course of treatment. Figures in italics indicate the base number of FP17s or Patient Questionnaire responses are less than 100. N/A is shown where the base number of responses is less than 10 during the period. % is calculated as Quantity/Base number*100

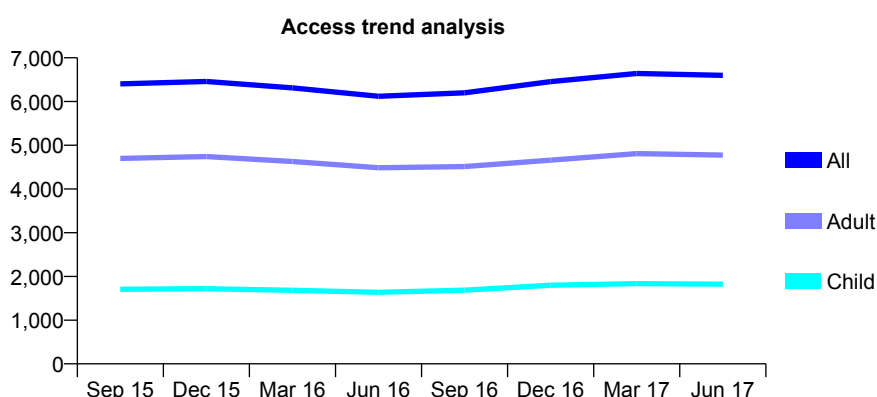
Q67 - Vital Signs At a Glance Contract Report for 192449/0001 - June 2017

Name or company name	Church Hill dental Practice
Contract type name	GDS Contract
Purpose of contract	General
Contract start date	01/04/2013
Contract end date	

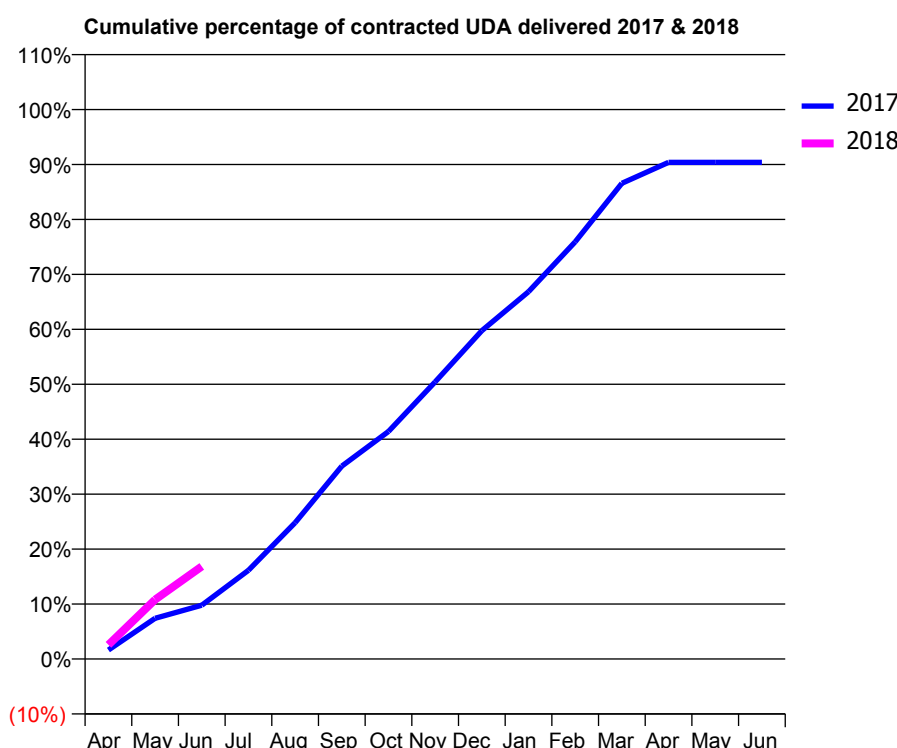
17/18 Contracted general activity (UDA)	22,473
Carry forward general activity (UDA)	0
17/18 Contracted orthodontic activity (UOA)	0
Carry forward orthodontic activity (UOA)	0
Baseline contract value	£512,556.19

ACCESS*

Patients seen in 24 months	Total	Change since previous quarter
Quarter ending June 2016	6,120	
Quarter ending September 2016	6,198	→
Quarter ending December 2016	6,457	↑
Quarter ending March 2017	6,643	↑
Quarter ending June 2017	6,598	→
Variance since June 2016	7.8%	↑



ACTIVITY



Adjusted Scheduled Activity (UDA)		
Month	2017	2018
April	366	581
May	1,667	2,428
June	2,198	3,786
July	3,629	
August	5,575	
September	7,889	
October	9,304	
November	11,335	
December	13,429	
January	15,020	
February	17,059	
March	19,458	
April	20,312	
May	20,313	
June	20,310	

QUALITY

	Quantity	Base Number	Contract	AT	Region	England
% of FP17s for the same patient ID Re-attending within 3 months - Children	68	580	11.7%	11.8%	11.6%	12.0%
% of FP17s for the same patient ID Re-attending within 3 months - Adults	370	1,631	22.7%	16.4%	15.9%	16.0%
% of FP17s for the same patient ID Re-attending between 3 & 9 months - Children	351	580	60.5%	55.3%	60.4%	58.0%
% of FP17s for the same patient ID Re-attending between 3 & 9 months - Adults	762	1,631	46.7%	48.9%	52.3%	50.9%
% of FP17s for Band 1 Urgent Courses	268	1,765	15.2%	10.6%	9.5%	9.1%
% of FP17s Relating to Free Repair or Replacements	23	1,765	1.3%	0.6%	0.7%	0.8%
% of FP17s Relating to Continuations	17	1,765	1.0%	0.8%	1.0%	1.1%
% of Patients satisfied with the dentistry they have received	8	9	N/A	90.0%	91.9%	91.7%
% of Patients satisfied with the time they had to wait for an appointment	7	9	N/A	87.2%	88.0%	88.0%

* This is based on patients treated on this contract for their most recent course of treatment. Figures in italics indicate the base number of FP17s or Patient Questionnaire responses are less than 100. N/A is shown where the base number of responses is less than 10 during the period. % is calculated as Quantity/Base number*100

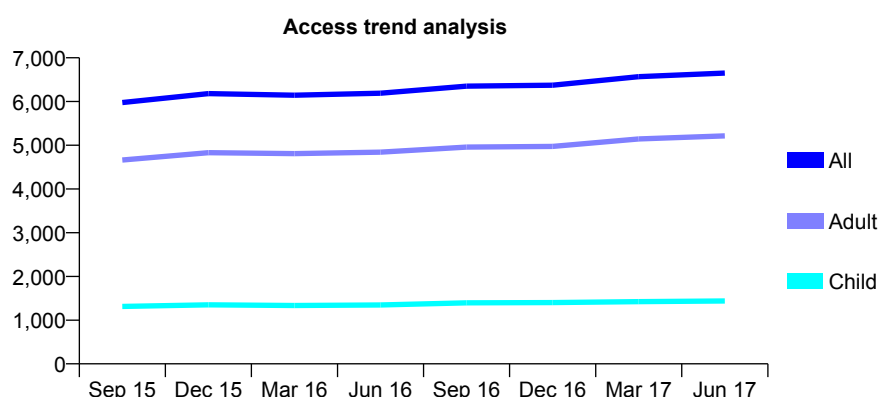
Q67 - Vital Signs At a Glance Contract Report for 192449/0002 - June 2017

Name or company name	Church Hill dental Practice
Contract type name	GDS Contract
Purpose of contract	General
Contract start date	01/04/2013
Contract end date	

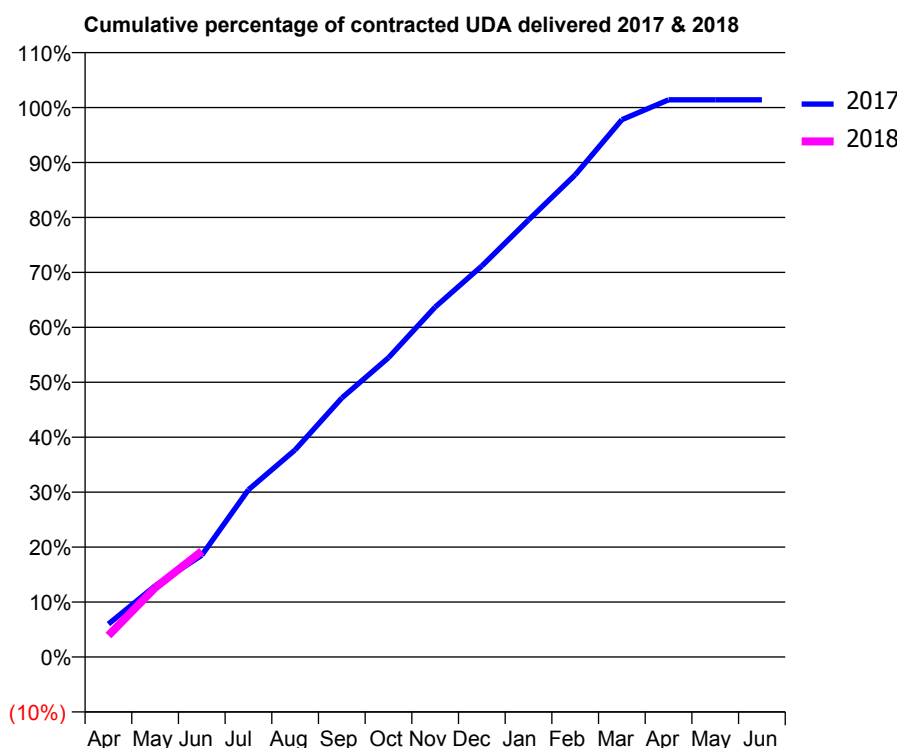
17/18 Contracted general activity (UDA)	18,591
Carry forward general activity (UDA)	0
17/18 Contracted orthodontic activity (UOA)	0
Carry forward orthodontic activity (UOA)	0
Baseline contract value	£429,686.90

ACCESS*

Patients seen in 24 months	Total	Change since previous quarter
Quarter ending June 2016	6,189	
Quarter ending September 2016	6,351	↑
Quarter ending December 2016	6,373	→
Quarter ending March 2017	6,567	↑
Quarter ending June 2017	6,652	→
Variance since June 2016	7.5%	↑



ACTIVITY



Adjusted Scheduled Activity (UDA)		
Month	2017	2018
April	1,116	729
May	2,407	2,344
June	3,445	3,578
July	5,662	
August	7,008	
September	8,763	
October	10,125	
November	11,839	
December	13,230	
January	14,785	
February	16,309	
March	18,177	
April	18,850	
May	18,853	
June	18,853	

QUALITY

	Quantity	Base Number	Contract	AT	Region	England
% of FP17s for the same patient ID Re-attending within 3 months - Children	36	542	6.6%	11.8%	11.6%	12.0%
% of FP17s for the same patient ID Re-attending within 3 months - Adults	270	1,958	13.8%	16.4%	15.9%	16.0%
% of FP17s for the same patient ID Re-attending between 3 & 9 months - Children	314	542	57.9%	55.3%	60.4%	58.0%
% of FP17s for the same patient ID Re-attending between 3 & 9 months - Adults	1,140	1,958	58.2%	48.9%	52.3%	50.9%
% of FP17s for Band 1 Urgent Courses	261	2,123	12.3%	10.6%	9.5%	9.1%
% of FP17s Relating to Free Repair or Replacements	10	2,123	0.5%	0.6%	0.7%	0.8%
% of FP17s Relating to Continuations	8	2,123	0.4%	0.8%	1.0%	1.1%
% of Patients satisfied with the dentistry they have received	13	14	92.9%	90.0%	91.9%	91.7%
% of Patients satisfied with the time they had to wait for an appointment	14	14	100.0%	87.2%	88.0%	88.0%

* This is based on patients treated on this contract for their most recent course of treatment. Figures in italics indicate the base number of FP17s or Patient Questionnaire responses are less than 100. N/A is shown where the base number of responses is less than 10 during the period. % is calculated as Quantity/Base number*100

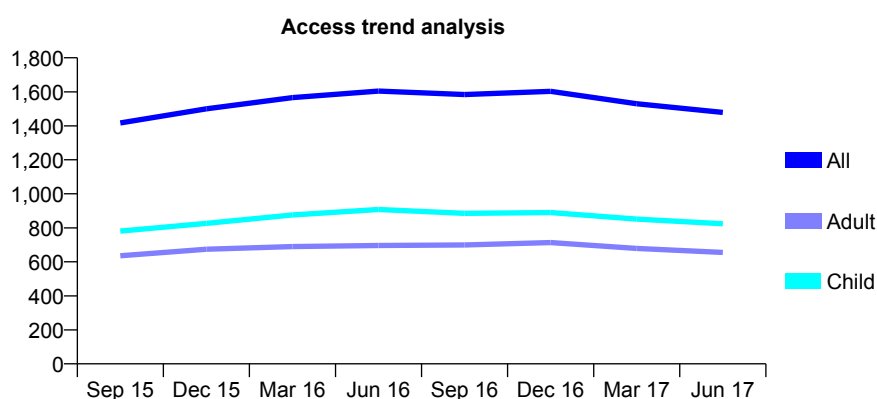
Q67 - Vital Signs At a Glance Contract Report for 192511/0001 - June 2017

Name or company name	Highstreet Medical Dental
Contract type name	GDS Contract
Purpose of contract	General
Contract start date	22/07/2012
Contract end date	

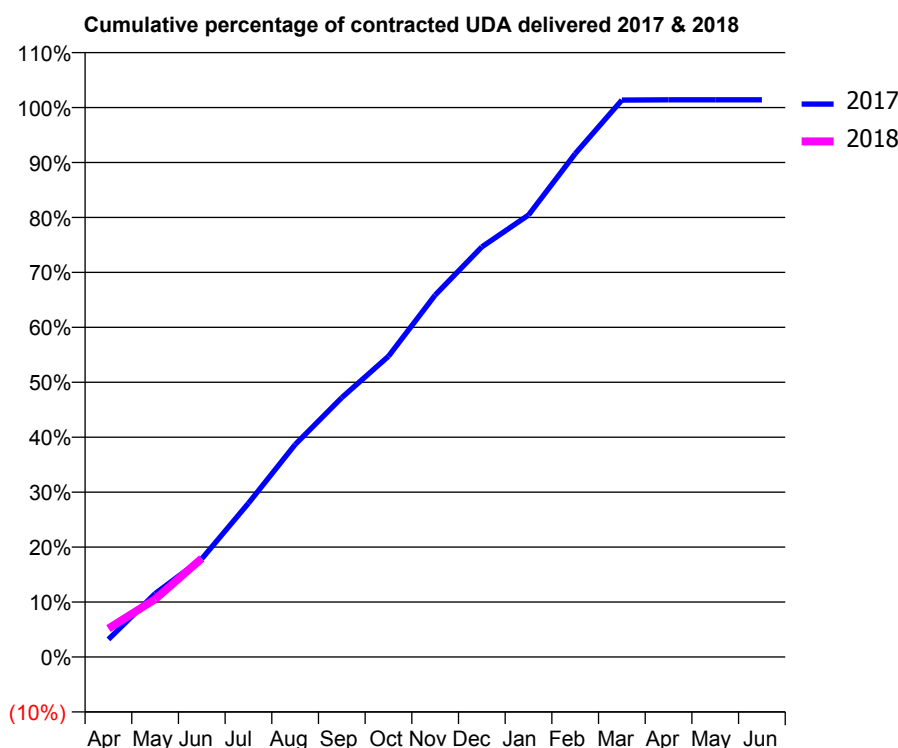
17/18 Contracted general activity (UDA)	5,107
Carry forward general activity (UDA)	0
17/18 Contracted orthodontic activity (UOA)	0
Carry forward orthodontic activity (UOA)	0
Baseline contract value	£126,240.35

ACCESS*

Patients seen in 24 months	Total	Change since previous quarter
Quarter ending June 2016	1,604	
Quarter ending September 2016	1,584	↓
Quarter ending December 2016	1,603	→
Quarter ending March 2017	1,530	↓
Quarter ending June 2017	1,479	↓
Variance since June 2016	(7.8%)	↓



ACTIVITY



Adjusted Scheduled Activity (UDA)		
Month	2017	2018
April	165	264
May	589	537
June	912	916
July	1,430	
August	1,974	
September	2,411	
October	2,795	
November	3,364	
December	3,812	
January	4,107	
February	4,678	
March	5,175	
April	5,178	
May	5,178	
June	5,178	

QUALITY

	Quantity	Base Number	Contract	AT	Region	England
% of FP17s for the same patient ID Re-attending within 3 months - Children	21	247	8.5%	11.8%	11.6%	12.0%
% of FP17s for the same patient ID Re-attending within 3 months - Adults	35	153	22.9%	16.4%	15.9%	16.0%
% of FP17s for the same patient ID Re-attending between 3 & 9 months - Children	130	247	52.6%	55.3%	60.4%	58.0%
% of FP17s for the same patient ID Re-attending between 3 & 9 months - Adults	75	153	49.0%	48.9%	52.3%	50.9%
% of FP17s for Band 1 Urgent Courses	40	328	12.2%	10.6%	9.5%	9.1%
% of FP17s Relating to Free Repair or Replacements	0	328	0.0%	0.6%	0.7%	0.8%
% of FP17s Relating to Continuations	0	328	0.0%	0.8%	1.0%	1.1%
% of Patients satisfied with the dentistry they have received	3	4	N/A	90.0%	91.9%	91.7%
% of Patients satisfied with the time they had to wait for an appointment	3	4	N/A	87.2%	88.0%	88.0%

* This is based on patients treated on this contract for their most recent course of treatment. Figures in italics indicate the base number of FP17s or Patient Questionnaire responses are less than 100. N/A is shown where the base number of responses is less than 10 during the period. % is calculated as Quantity/Base number*100

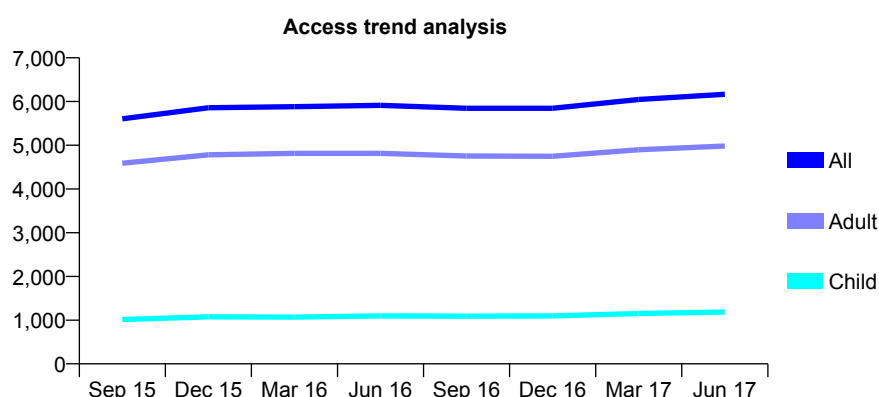
Q67 - Vital Signs At a Glance Contract Report for 193224/0001 - June 2017

Name or company name	Wyndcott Ltd
Contract type name	GDS Contract
Purpose of contract	General
Contract start date	01/04/2013
Contract end date	

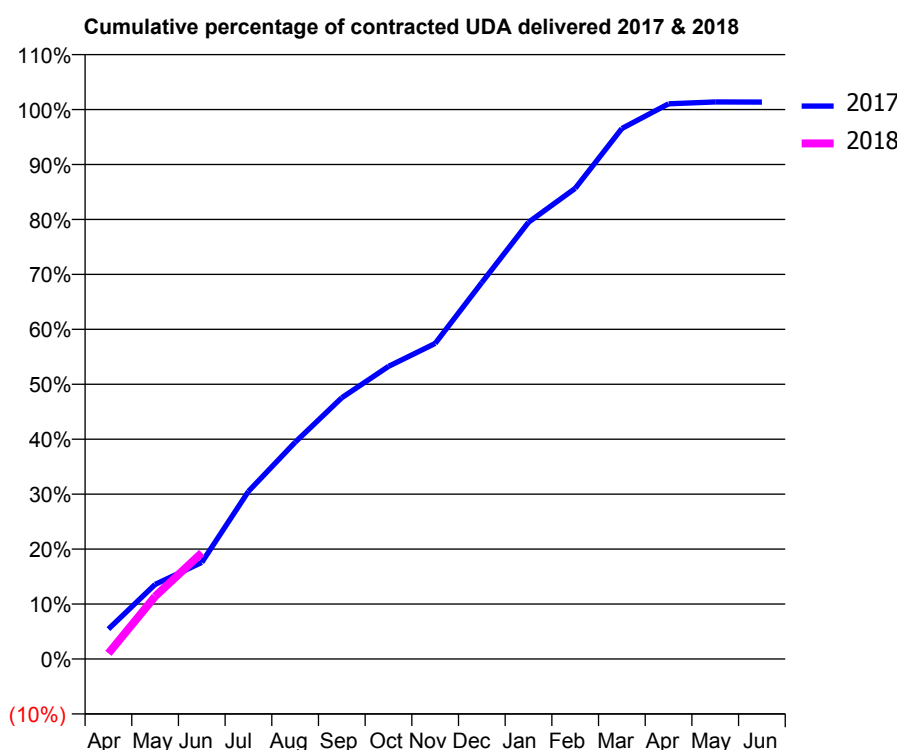
17/18 Contracted general activity (UDA)	15,384
Carry forward general activity (UDA)	0
17/18 Contracted orthodontic activity (UOA)	0
Carry forward orthodontic activity (UOA)	0
Baseline contract value	£376,153.56

ACCESS*

Patients seen in 24 months	Total	Change since previous quarter
Quarter ending June 2016	5,912	
Quarter ending September 2016	5,846	↓
Quarter ending December 2016	5,847	→
Quarter ending March 2017	6,048	↑
Quarter ending June 2017	6,167	→
Variance since June 2016	4.3%	↑



ACTIVITY



Month	Adjusted Scheduled Activity (UDA)	
	2017	2018
April	837	158
May	2,088	1,752
June	2,706	2,975
July	4,693	
August	6,067	
September	7,314	
October	8,192	
November	8,833	
December	10,542	
January	12,227	
February	13,178	
March	14,853	
April	15,544	
May	15,597	
June	15,592	

QUALITY

	Quantity	Base Number	Contract	AT	Region	England
% of FP17s for the same patient ID Re-attending within 3 months - Children	14	408	3.4%	11.8%	11.6%	12.0%
% of FP17s for the same patient ID Re-attending within 3 months - Adults	172	1,685	10.2%	16.4%	15.9%	16.0%
% of FP17s for the same patient ID Re-attending between 3 & 9 months - Children	226	408	55.4%	55.3%	60.4%	58.0%
% of FP17s for the same patient ID Re-attending between 3 & 9 months - Adults	960	1,685	57.0%	48.9%	52.3%	50.9%
% of FP17s for Band 1 Urgent Courses	146	1,455	10.0%	10.6%	9.5%	9.1%
% of FP17s Relating to Free Repair or Replacements	3	1,455	0.2%	0.6%	0.7%	0.8%
% of FP17s Relating to Continuations	5	1,455	0.3%	0.8%	1.0%	1.1%
% of Patients satisfied with the dentistry they have received	12	13	92.3%	90.0%	91.9%	91.7%
% of Patients satisfied with the time they had to wait for an appointment	13	13	100.0%	87.2%	88.0%	88.0%

* This is based on patients treated on this contract for their most recent course of treatment. Figures in italics indicate the base number of FP17s or Patient Questionnaire responses are less than 100. N/A is shown where the base number of responses is less than 10 during the period. % is calculated as Quantity/Base number*100

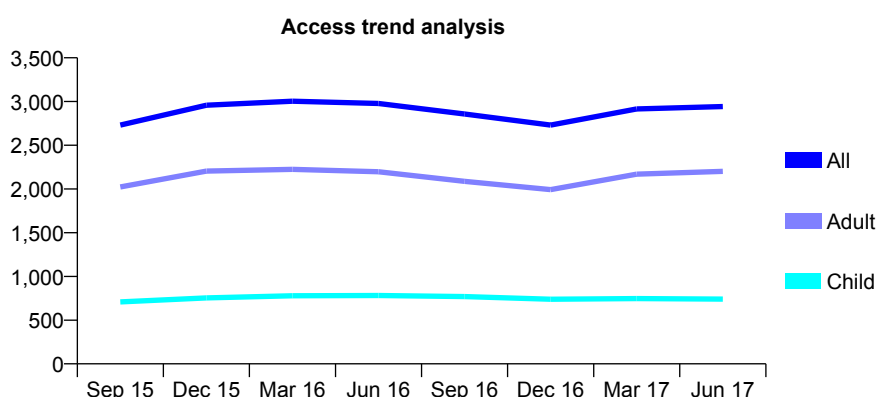
Q67 - Vital Signs At a Glance Contract Report for 195081/0001 - June 2017

Name or company name	Photay and Associates
Contract type name	GDS Contract
Purpose of contract	General
Contract start date	16/11/2013
Contract end date	

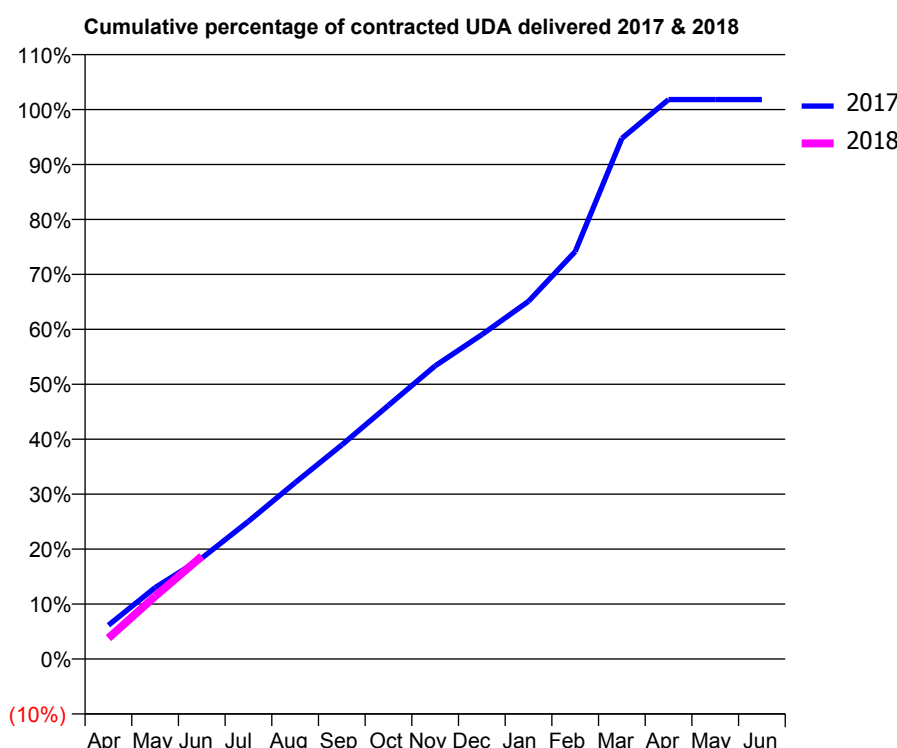
17/18 Contracted general activity (UDA)	8,016
Carry forward general activity (UDA)	0
17/18 Contracted orthodontic activity (UOA)	0
Carry forward orthodontic activity (UOA)	0
Baseline contract value	£227,046.15

ACCESS*

Patients seen in 24 months	Total	Change since previous quarter
Quarter ending June 2016	2,978	
Quarter ending September 2016	2,857	↓
Quarter ending December 2016	2,731	↓
Quarter ending March 2017	2,915	↑
Quarter ending June 2017	2,943	→
Variance since June 2016	(1.2%)	↓



ACTIVITY



Adjusted Scheduled Activity (UDA)		
Month	2017	2018
April	493	305
May	1,043	915
June	1,471	1,499
July	2,009	
August	2,572	
September	3,124	
October	3,701	
November	4,276	
December	4,731	
January	5,217	
February	5,944	
March	7,595	
April	8,161	
May	8,161	
June	8,161	

QUALITY

	Quantity	Base Number	Contract	AT	Region	England
% of FP17s for the same patient ID Re-attending within 3 months - Children	20	214	9.3%	11.8%	11.6%	12.0%
% of FP17s for the same patient ID Re-attending within 3 months - Adults	113	584	19.3%	16.4%	15.9%	16.0%
% of FP17s for the same patient ID Re-attending between 3 & 9 months - Children	67	214	31.3%	55.3%	60.4%	58.0%
% of FP17s for the same patient ID Re-attending between 3 & 9 months - Adults	151	584	25.9%	48.9%	52.3%	50.9%
% of FP17s for Band 1 Urgent Courses	99	595	16.6%	10.6%	9.5%	9.1%
% of FP17s Relating to Free Repair or Replacements	0	595	0.0%	0.6%	0.7%	0.8%
% of FP17s Relating to Continuations	6	595	1.0%	0.8%	1.0%	1.1%
% of Patients satisfied with the dentistry they have received	5	6	N/A	90.0%	91.9%	91.7%
% of Patients satisfied with the time they had to wait for an appointment	6	6	N/A	87.2%	88.0%	88.0%

* This is based on patients treated on this contract for their most recent course of treatment. Figures in italics indicate the base number of FP17s or Patient Questionnaire responses are less than 100. N/A is shown where the base number of responses is less than 10 during the period. % is calculated as Quantity/Base number*100

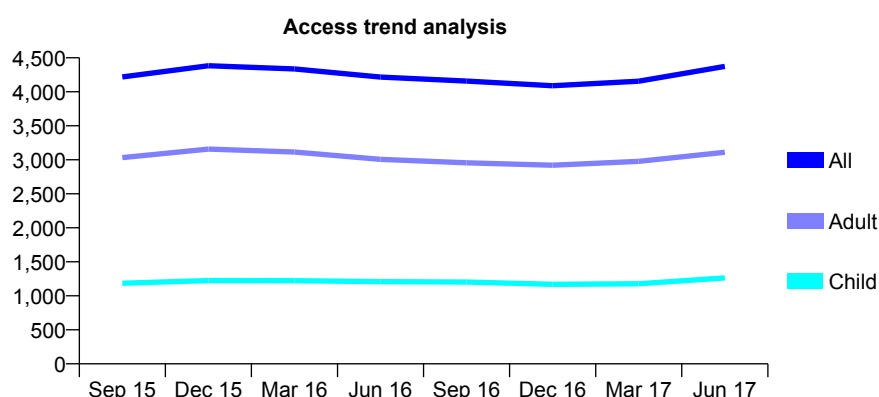
Q67 - Vital Signs At a Glance Contract Report for 195081/0002 - June 2017

Name or company name	Photay and Associates
Contract type name	GDS Contract
Purpose of contract	General
Contract start date	16/11/2013
Contract end date	

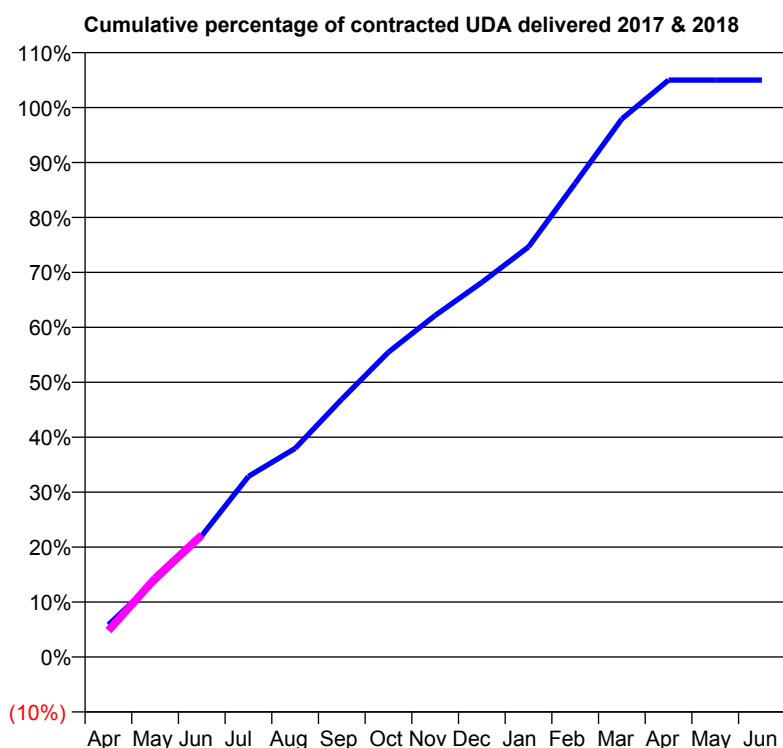
17/18 Contracted general activity (UDA)	10,027
Carry forward general activity (UDA)	0
17/18 Contracted orthodontic activity (UOA)	0
Carry forward orthodontic activity (UOA)	0
Baseline contract value	£278,877.06

ACCESS*

Patients seen in 24 months	Total	Change since previous quarter
Quarter ending June 2016	4,216	
Quarter ending September 2016	4,158	↓
Quarter ending December 2016	4,090	↓
Quarter ending March 2017	4,155	→
Quarter ending June 2017	4,373	↑
Variance since June 2016	3.7%	↑



ACTIVITY



Month	Adjusted Scheduled Activity (UDA)	
	2017	2018
April	587	482
May	1,396	1,434
June	2,213	2,224
July	3,295	
August	3,808	
September	4,705	
October	5,563	
November	6,232	
December	6,836	
January	7,484	
February	8,643	
March	9,819	
April	10,528	
May	10,528	
June	10,528	

QUALITY

	Quantity	Base Number	Contract	AT	Region	England
% of FP17s for the same patient ID Re-attending within 3 months - Children	24	446	5.4%	11.8%	11.6%	12.0%
% of FP17s for the same patient ID Re-attending within 3 months - Adults	66	849	7.8%	16.4%	15.9%	16.0%
% of FP17s for the same patient ID Re-attending between 3 & 9 months - Children	136	446	30.5%	55.3%	60.4%	58.0%
% of FP17s for the same patient ID Re-attending between 3 & 9 months - Adults	259	849	30.5%	48.9%	52.3%	50.9%
% of FP17s for Band 1 Urgent Courses	65	927	7.0%	10.6%	9.5%	9.1%
% of FP17s Relating to Free Repair or Replacements	4	927	0.4%	0.6%	0.7%	0.8%
% of FP17s Relating to Continuations	4	927	0.4%	0.8%	1.0%	1.1%
% of Patients satisfied with the dentistry they have received	7	7	N/A	90.0%	91.9%	91.7%
% of Patients satisfied with the time they had to wait for an appointment	6	7	N/A	87.2%	88.0%	88.0%

* This is based on patients treated on this contract for their most recent course of treatment. Figures in italics indicate the base number of FP17s or Patient Questionnaire responses are less than 100. N/A is shown where the base number of responses is less than 10 during the period. % is calculated as Quantity/Base number*100

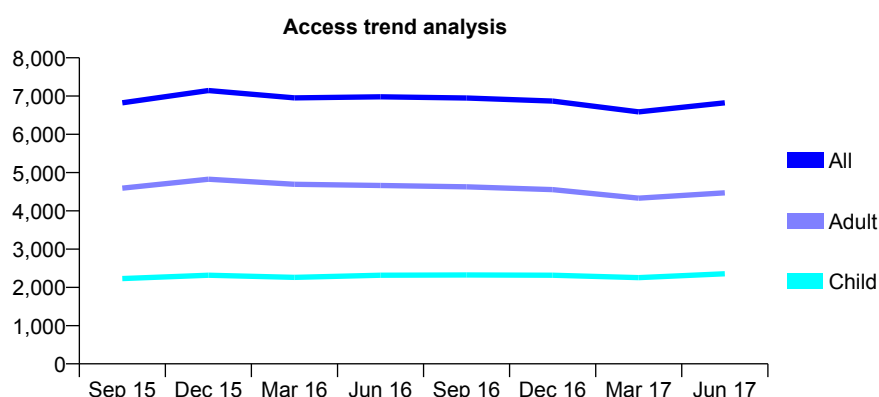
Q67 - Vital Signs At a Glance Contract Report for 195081/0003 - June 2017

Name or company name	Photay and Associates
Contract type name	GDS Contract
Purpose of contract	General
Contract start date	16/11/2013
Contract end date	

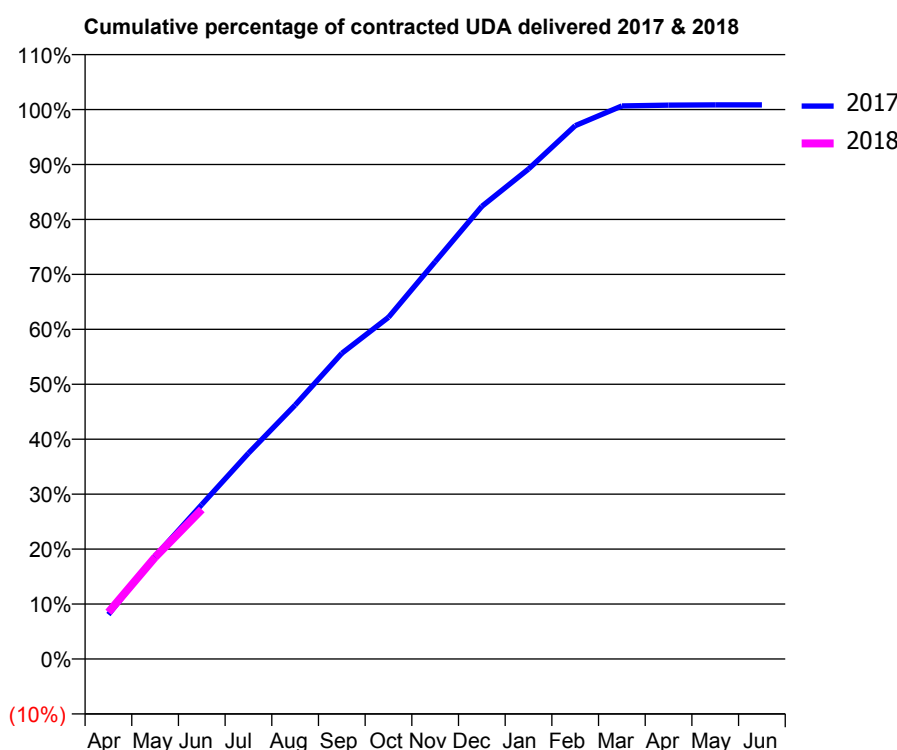
17/18 Contracted general activity (UDA)	16,891
Carry forward general activity (UDA)	0
17/18 Contracted orthodontic activity (UOA)	0
Carry forward orthodontic activity (UOA)	0
Baseline contract value	£412,991.61

ACCESS*

Patients seen in 24 months	Total	Change since previous quarter
Quarter ending June 2016	6,979	
Quarter ending September 2016	6,950	→
Quarter ending December 2016	6,870	↓
Quarter ending March 2017	6,586	↓
Quarter ending June 2017	6,823	↑
Variance since June 2016	(2.2%)	↓



ACTIVITY



Adjusted Scheduled Activity (UDA)		
Month	2017	2018
April	1,366	1,437
May	3,156	3,128
June	4,749	4,598
July	6,327	
August	7,805	
September	9,395	
October	10,503	
November	12,214	
December	13,912	
January	15,060	
February	16,393	
March	17,001	
April	17,025	
May	17,031	
June	17,032	

QUALITY

	Quantity	Base Number	Contract	AT	Region	England
% of FP17s for the same patient ID Re-attending within 3 months - Children	57	924	6.2%	11.8%	11.6%	12.0%
% of FP17s for the same patient ID Re-attending within 3 months - Adults	188	1,347	14.0%	16.4%	15.9%	16.0%
% of FP17s for the same patient ID Re-attending between 3 & 9 months - Children	446	924	48.3%	55.3%	60.4%	58.0%
% of FP17s for the same patient ID Re-attending between 3 & 9 months - Adults	520	1,347	38.6%	48.9%	52.3%	50.9%
% of FP17s for Band 1 Urgent Courses	168	2,247	7.5%	10.6%	9.5%	9.1%
% of FP17s Relating to Free Repair or Replacements	19	2,247	0.8%	0.6%	0.7%	0.8%
% of FP17s Relating to Continuations	33	2,247	1.5%	0.8%	1.0%	1.1%
% of Patients satisfied with the dentistry they have received	9	11	81.8%	90.0%	91.9%	91.7%
% of Patients satisfied with the time they had to wait for an appointment	7	11	63.6%	87.2%	88.0%	88.0%

* This is based on patients treated on this contract for their most recent course of treatment. Figures in italics indicate the base number of FP17s or Patient Questionnaire responses are less than 100. N/A is shown where the base number of responses is less than 10 during the period. % is calculated as Quantity/Base number*100

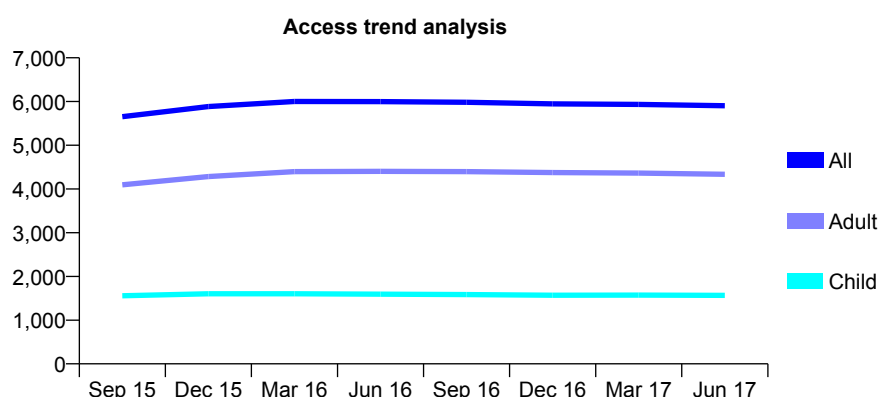
Q67 - Vital Signs At a Glance Contract Report for 196770/0001 - June 2017

Name or company name	Simply Bright
Contract type name	GDS Contract
Purpose of contract	General
Contract start date	01/06/2011
Contract end date	

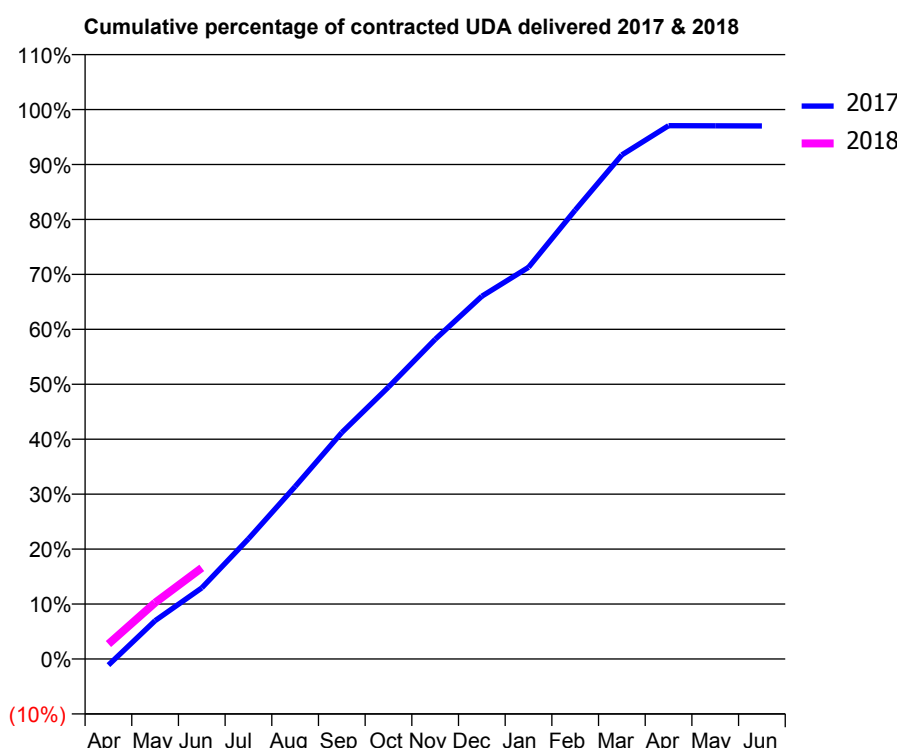
17/18 Contracted general activity (UDA)	14,148
Carry forward general activity (UDA)	0
17/18 Contracted orthodontic activity (UOA)	0
Carry forward orthodontic activity (UOA)	0
Baseline contract value	£372,295.88

ACCESS*

Patients seen in 24 months	Total	Change since previous quarter
Quarter ending June 2016	5,998	
Quarter ending September 2016	5,982	→
Quarter ending December 2016	5,945	→
Quarter ending March 2017	5,933	→
Quarter ending June 2017	5,902	→
Variance since June 2016	(1.6%)	↓



ACTIVITY



Adjusted Scheduled Activity (UDA)		
Month	2017	2018
April	-158	387
May	986	1,452
June	1,833	2,348
July	3,094	
August	4,441	
September	5,831	
October	7,001	
November	8,230	
December	9,339	
January	10,087	
February	11,558	
March	12,978	
April	13,731	
May	13,727	
June	13,723	

QUALITY

	Quantity	Base Number	Contract	AT	Region	England
% of FP17s for the same patient ID Re-attending within 3 months - Children	36	549	6.6%	11.8%	11.6%	12.0%
% of FP17s for the same patient ID Re-attending within 3 months - Adults	149	1,360	11.0%	16.4%	15.9%	16.0%
% of FP17s for the same patient ID Re-attending between 3 & 9 months - Children	364	549	66.3%	55.3%	60.4%	58.0%
% of FP17s for the same patient ID Re-attending between 3 & 9 months - Adults	770	1,360	56.6%	48.9%	52.3%	50.9%
% of FP17s for Band 1 Urgent Courses	66	1,385	4.8%	10.6%	9.5%	9.1%
% of FP17s Relating to Free Repair or Replacements	4	1,385	0.3%	0.6%	0.7%	0.8%
% of FP17s Relating to Continuations	19	1,385	1.4%	0.8%	1.0%	1.1%
% of Patients satisfied with the dentistry they have received	9	10	90.0%	90.0%	91.9%	91.7%
% of Patients satisfied with the time they had to wait for an appointment	9	10	90.0%	87.2%	88.0%	88.0%

* This is based on patients treated on this contract for their most recent course of treatment. Figures in italics indicate the base number of FP17s or Patient Questionnaire responses are less than 100. N/A is shown where the base number of responses is less than 10 during the period. % is calculated as Quantity/Base number*100

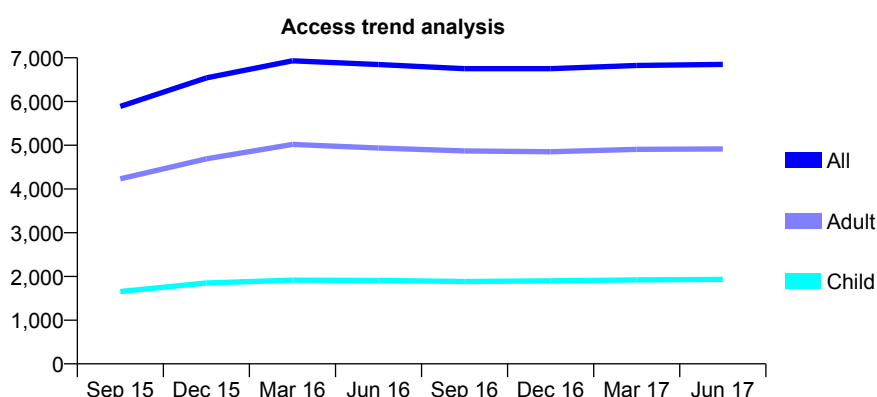
Q67 - Vital Signs At a Glance Contract Report for 196770/0002 - June 2017

Name or company name	Simply Bright
Contract type name	GDS Contract
Purpose of contract	General
Contract start date	01/06/2011
Contract end date	

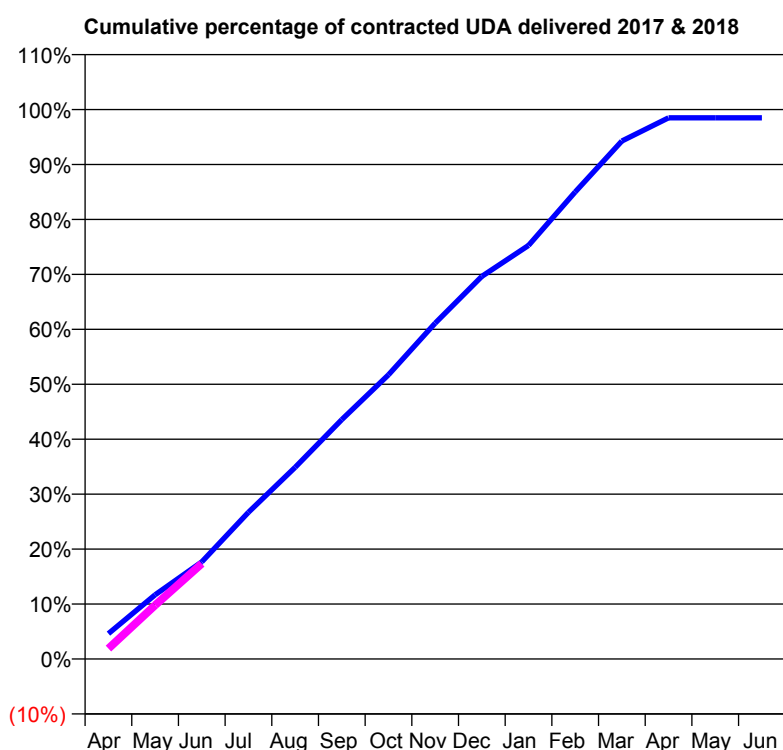
17/18 Contracted general activity (UDA)	18,000
Carry forward general activity (UDA)	0
17/18 Contracted orthodontic activity (UOA)	0
Carry forward orthodontic activity (UOA)	0
Baseline contract value	£472,582.16

ACCESS*

Patients seen in 24 months	Total	Change since previous quarter
Quarter ending June 2016	6,846	
Quarter ending September 2016	6,752	↓
Quarter ending December 2016	6,751	→
Quarter ending March 2017	6,826	→
Quarter ending June 2017	6,849	→
Variance since June 2016	0.0%	→



ACTIVITY



Adjusted Scheduled Activity (UDA)		
Month	2017	2018
April	831	341
May	2,105	1,764
June	3,181	3,125
July	4,809	
August	6,277	
September	7,844	
October	9,312	
November	11,001	
December	12,533	
January	13,546	
February	15,301	
March	16,969	
April	17,726	
May	17,727	
June	17,727	

QUALITY

	Quantity	Base Number	Contract	AT	Region	England
% of FP17s for the same patient ID Re-attending within 3 months - Children	30	561	5.3%	11.8%	11.6%	12.0%
% of FP17s for the same patient ID Re-attending within 3 months - Adults	159	1,299	12.2%	16.4%	15.9%	16.0%
% of FP17s for the same patient ID Re-attending between 3 & 9 months - Children	262	561	46.7%	55.3%	60.4%	58.0%
% of FP17s for the same patient ID Re-attending between 3 & 9 months - Adults	628	1,299	48.3%	48.9%	52.3%	50.9%
% of FP17s for Band 1 Urgent Courses	120	1,562	7.7%	10.6%	9.5%	9.1%
% of FP17s Relating to Free Repair or Replacements	18	1,562	1.2%	0.6%	0.7%	0.8%
% of FP17s Relating to Continuations	37	1,562	2.4%	0.8%	1.0%	1.1%
% of Patients satisfied with the dentistry they have received	18	19	94.7%	90.0%	91.9%	91.7%
% of Patients satisfied with the time they had to wait for an appointment	13	19	68.4%	87.2%	88.0%	88.0%

* This is based on patients treated on this contract for their most recent course of treatment. Figures in italics indicate the base number of FP17s or Patient Questionnaire responses are less than 100. N/A is shown where the base number of responses is less than 10 during the period. % is calculated as Quantity/Base number*100

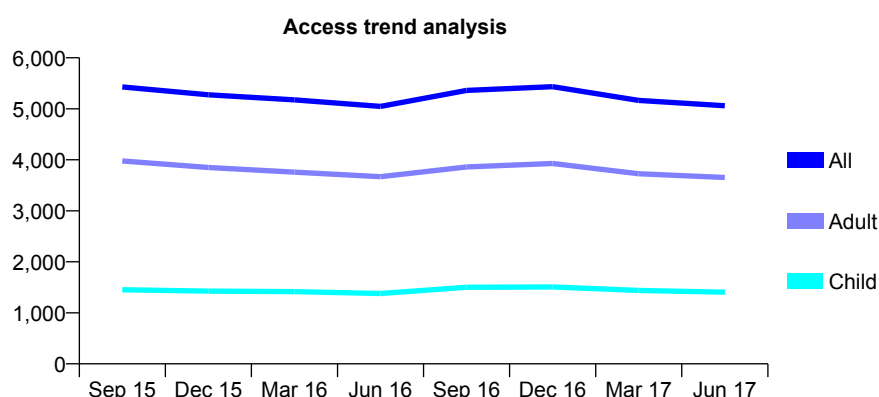
Q67 - Vital Signs At a Glance Contract Report for 196940/0001 - June 2017

Name or company name	Mazdak Eyrumlu and Azad Eyrumlu
Contract type name	GDS Contract
Purpose of contract	General
Contract start date	01/04/2013
Contract end date	

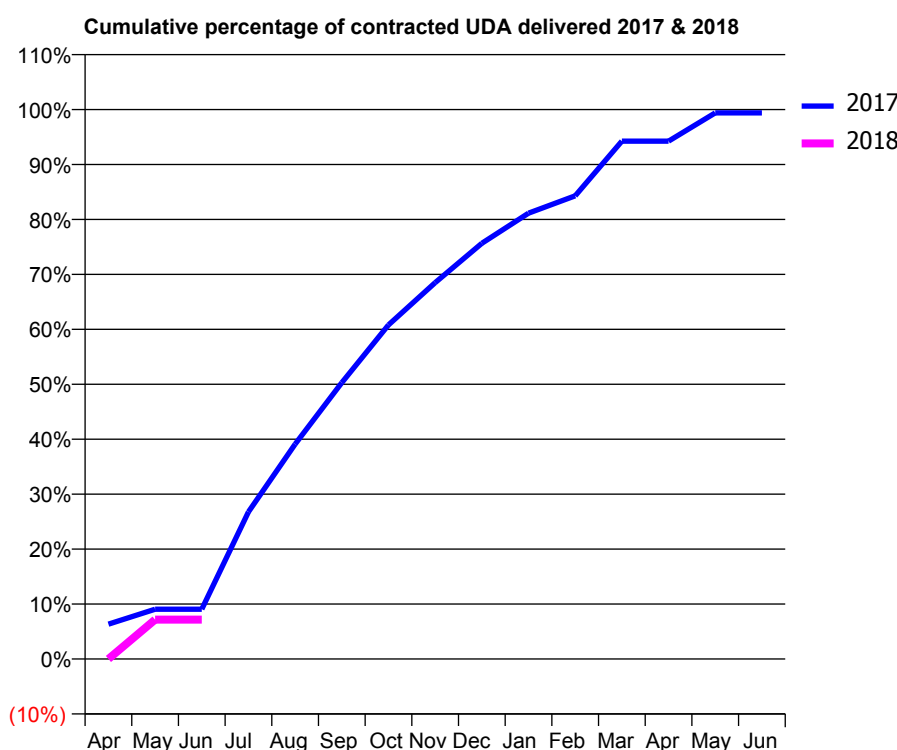
17/18 Contracted general activity (UDA)	19,344
Carry forward general activity (UDA)	0
17/18 Contracted orthodontic activity (UOA)	0
Carry forward orthodontic activity (UOA)	0
Baseline contract value	£559,047.44

ACCESS*

Patients seen in 24 months	Total	Change since previous quarter
Quarter ending June 2016	5,047	
Quarter ending September 2016	5,361	↑
Quarter ending December 2016	5,434	→
Quarter ending March 2017	5,165	↓
Quarter ending June 2017	5,060	↓
Variance since June 2016	0.3%	→



ACTIVITY



Adjusted Scheduled Activity (UDA)		
Month	2017	2018
April	1,230	0
May	1,752	1,387
June	1,755	1,387
July	5,179	
August	7,565	
September	9,729	
October	11,762	
November	13,247	
December	14,632	
January	15,695	
February	16,307	
March	18,229	
April	18,229	
May	19,226	
June	19,226	

QUALITY

	Quantity	Base Number	Contract	AT	Region	England
% of FP17s for the same patient ID Re-attending within 3 months - Children	31	260	11.9%	11.8%	11.6%	12.0%
% of FP17s for the same patient ID Re-attending within 3 months - Adults	148	630	23.5%	16.4%	15.9%	16.0%
% of FP17s for the same patient ID Re-attending between 3 & 9 months - Children	104	260	40.0%	55.3%	60.4%	58.0%
% of FP17s for the same patient ID Re-attending between 3 & 9 months - Adults	208	630	33.0%	48.9%	52.3%	50.9%
% of FP17s for Band 1 Urgent Courses	122	619	19.7%	10.6%	9.5%	9.1%
% of FP17s Relating to Free Repair or Replacements	8	619	1.3%	0.6%	0.7%	0.8%
% of FP17s Relating to Continuations	21	619	3.4%	0.8%	1.0%	1.1%
% of Patients satisfied with the dentistry they have received	22	22	100.0%	90.0%	91.9%	91.7%
% of Patients satisfied with the time they had to wait for an appointment	19	22	86.4%	87.2%	88.0%	88.0%

* This is based on patients treated on this contract for their most recent course of treatment. Figures in italics indicate the base number of FP17s or Patient Questionnaire responses are less than 100. N/A is shown where the base number of responses is less than 10 during the period. % is calculated as Quantity/Base number*100

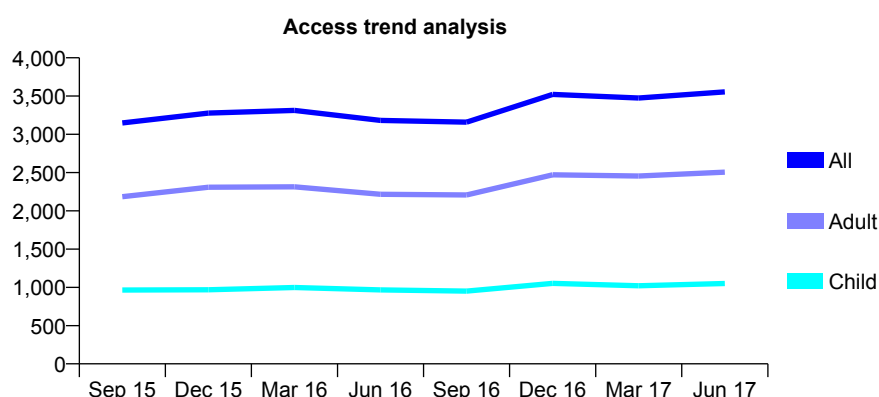
Q67 - Vital Signs At a Glance Contract Report for 196940/0002 - June 2017

Name or company name	Mazdak Eyrumlu and Azad Eyrumlu
Contract type name	GDS Contract
Purpose of contract	General
Contract start date	14/02/2014
Contract end date	

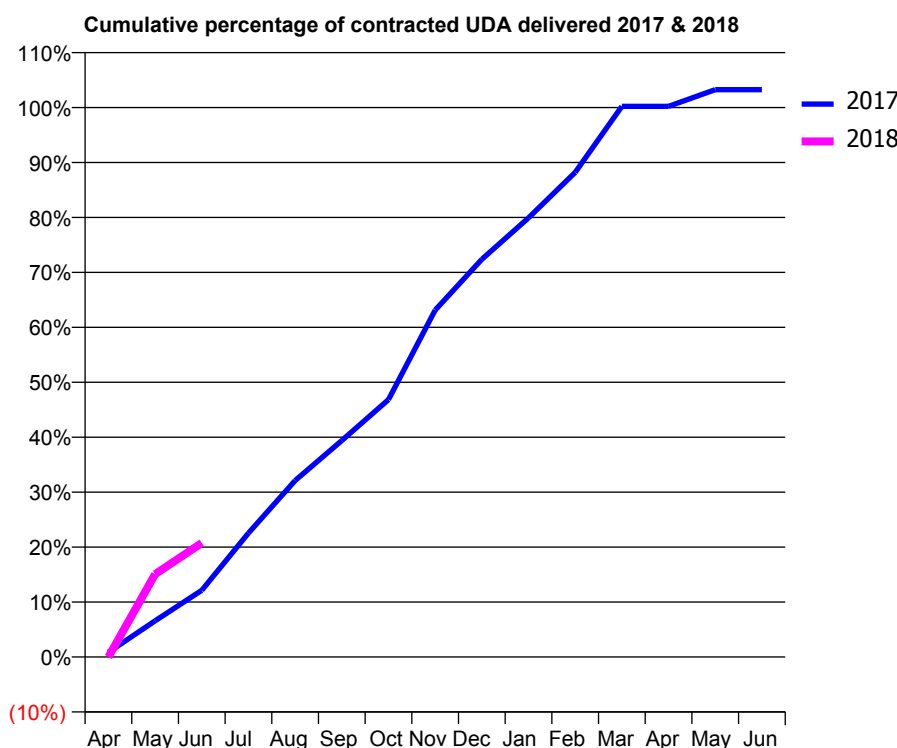
17/18 Contracted general activity (UDA)	10,620
Carry forward general activity (UDA)	0
17/18 Contracted orthodontic activity (UOA)	0
Carry forward orthodontic activity (UOA)	0
Baseline contract value	£298,899.49

ACCESS*

Patients seen in 24 months	Total	Change since previous quarter
Quarter ending June 2016	3,182	
Quarter ending September 2016	3,159	→
Quarter ending December 2016	3,522	↑
Quarter ending March 2017	3,475	↓
Quarter ending June 2017	3,555	↑
Variance since June 2016	11.7%	↑



ACTIVITY



Month	Adjusted Scheduled Activity (UDA)	
	2017	2018
April	92	0
May	700	1,601
June	1,290	2,205
July	2,394	
August	3,411	
September	4,183	
October	4,974	
November	6,705	
December	7,687	
January	8,487	
February	9,366	
March	10,642	
April	10,642	
May	10,963	
June	10,963	

QUALITY

	Quantity	Base Number	Contract	AT	Region	England
% of FP17s for the same patient ID Re-attending within 3 months - Children	20	291	6.9%	11.8%	11.6%	12.0%
% of FP17s for the same patient ID Re-attending within 3 months - Adults	104	561	18.5%	16.4%	15.9%	16.0%
% of FP17s for the same patient ID Re-attending between 3 & 9 months - Children	123	291	42.3%	55.3%	60.4%	58.0%
% of FP17s for the same patient ID Re-attending between 3 & 9 months - Adults	165	561	29.4%	48.9%	52.3%	50.9%
% of FP17s for Band 1 Urgent Courses	155	773	20.1%	10.6%	9.5%	9.1%
% of FP17s Relating to Free Repair or Replacements	1	773	0.1%	0.6%	0.7%	0.8%
% of FP17s Relating to Continuations	7	773	0.9%	0.8%	1.0%	1.1%
% of Patients satisfied with the dentistry they have received	3	3	N/A	90.0%	91.9%	91.7%
% of Patients satisfied with the time they had to wait for an appointment	3	3	N/A	87.2%	88.0%	88.0%

* This is based on patients treated on this contract for their most recent course of treatment. Figures in italics indicate the base number of FP17s or Patient Questionnaire responses are less than 100. N/A is shown where the base number of responses is less than 10 during the period. % is calculated as Quantity/Base number*100

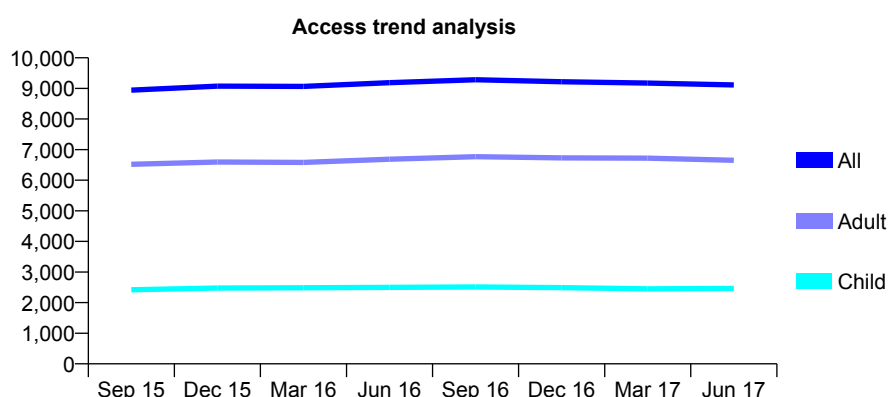
Q67 - Vital Signs At a Glance Contract Report for 199907/0001 - June 2017

Name or company name	Maidstone Dental Care Ltd
Contract type name	GDS Contract
Purpose of contract	General
Contract start date	01/06/2008
Contract end date	

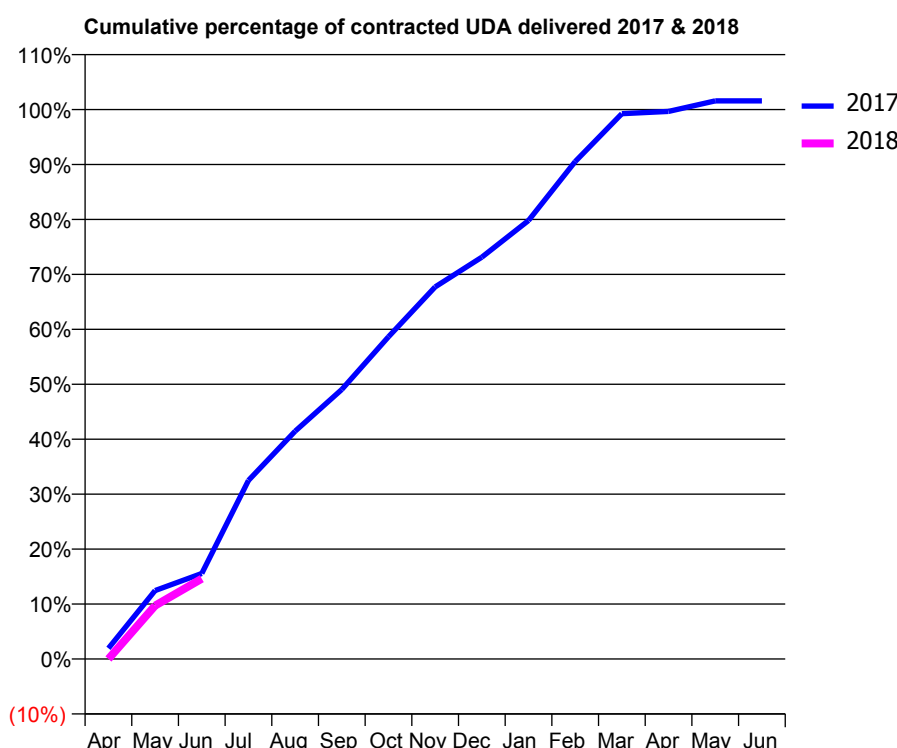
17/18 Contracted general activity (UDA)	25,840
Carry forward general activity (UDA)	0
17/18 Contracted orthodontic activity (UOA)	0
Carry forward orthodontic activity (UOA)	0
Baseline contract value	£631,798.20

ACCESS*

Patients seen in 24 months	Total	Change since previous quarter
Quarter ending June 2016	9,188	
Quarter ending September 2016	9,283	→
Quarter ending December 2016	9,219	→
Quarter ending March 2017	9,175	→
Quarter ending June 2017	9,115	→
Variance since June 2016	(0.8%)	→



ACTIVITY



Adjusted Scheduled Activity (UDA)		
Month	2017	2018
April	506	0
May	3,221	2,513
June	4,023	3,779
July	8,400	
August	10,713	
September	12,678	
October	15,153	
November	17,496	
December	18,898	
January	20,622	
February	23,390	
March	25,644	
April	25,753	
May	26,242	
June	26,242	

QUALITY

	Quantity	Base Number	Contract	AT	Region	England
% of FP17s for the same patient ID Re-attending within 3 months - Children	40	753	5.3%	11.8%	11.6%	12.0%
% of FP17s for the same patient ID Re-attending within 3 months - Adults	173	1,502	11.5%	16.4%	15.9%	16.0%
% of FP17s for the same patient ID Re-attending between 3 & 9 months - Children	475	753	63.1%	55.3%	60.4%	58.0%
% of FP17s for the same patient ID Re-attending between 3 & 9 months - Adults	869	1,502	57.9%	48.9%	52.3%	50.9%
% of FP17s for Band 1 Urgent Courses	144	1,991	7.2%	10.6%	9.5%	9.1%
% of FP17s Relating to Free Repair or Replacements	11	1,991	0.6%	0.6%	0.7%	0.8%
% of FP17s Relating to Continuations	25	1,991	1.3%	0.8%	1.0%	1.1%
% of Patients satisfied with the dentistry they have received	15	16	93.8%	90.0%	91.9%	91.7%
% of Patients satisfied with the time they had to wait for an appointment	14	16	87.5%	87.2%	88.0%	88.0%

* This is based on patients treated on this contract for their most recent course of treatment. Figures in italics indicate the base number of FP17s or Patient Questionnaire responses are less than 100. N/A is shown where the base number of responses is less than 10 during the period. % is calculated as Quantity/Base number*100

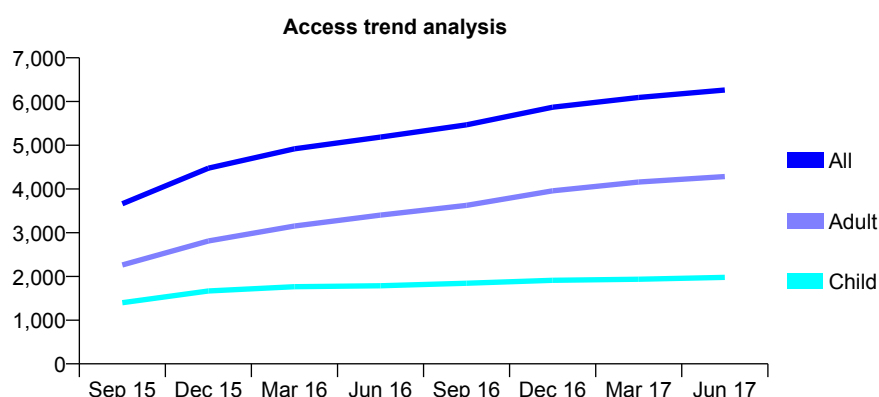
Q67 - Vital Signs At a Glance Contract Report for 203769/0002 - June 2017

Name or company name	MR CP DE LANGE
Contract type name	GDS Contract
Purpose of contract	General
Contract start date	04/04/2011
Contract end date	

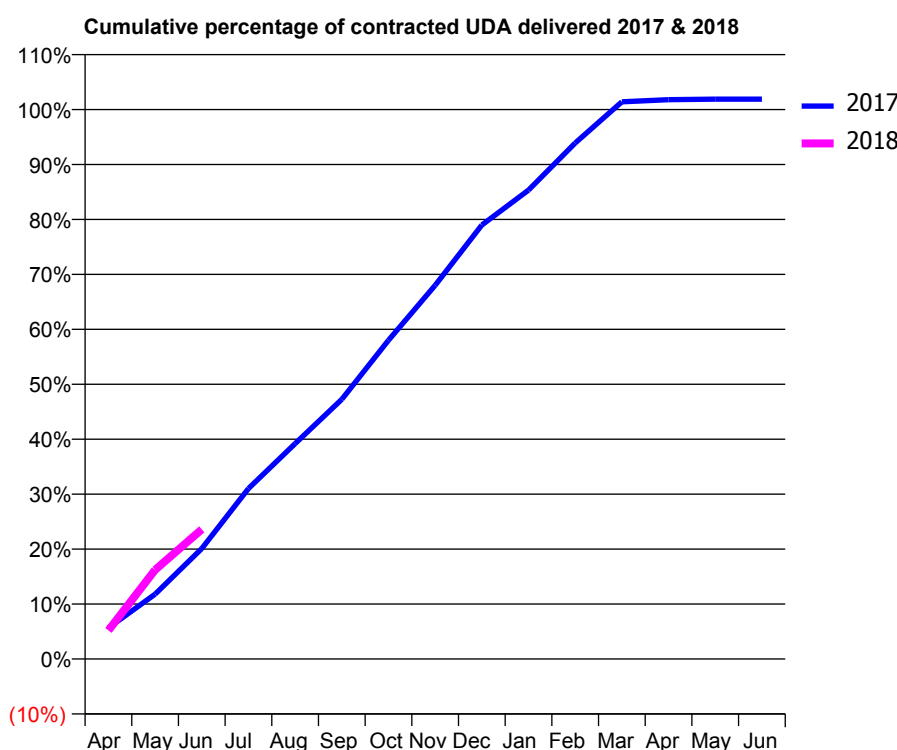
17/18 Contracted general activity (UDA)	16,998
Carry forward general activity (UDA)	0
17/18 Contracted orthodontic activity (UOA)	0
Carry forward orthodontic activity (UOA)	0
Baseline contract value	£431,038.96

ACCESS*

Patients seen in 24 months	Total	Change since previous quarter
Quarter ending June 2016	5,188	
Quarter ending September 2016	5,468	↑
Quarter ending December 2016	5,870	↑
Quarter ending March 2017	6,094	↑
Quarter ending June 2017	6,264	↑
Variance since June 2016	20.7%	↑



ACTIVITY



Month	Adjusted Scheduled Activity (UDA)	
	2017	2018
April	965	886
May	2,007	2,758
June	3,419	4,013
July	5,276	
August	6,664	
September	8,035	
October	9,863	
November	11,559	
December	13,423	
January	14,506	
February	15,959	
March	17,235	
April	17,303	
May	17,320	
June	17,320	

QUALITY

	Quantity	Base Number	Contract	AT	Region	England
% of FP17s for the same patient ID Re-attending within 3 months - Children	24	591	4.1%	11.8%	11.6%	12.0%
% of FP17s for the same patient ID Re-attending within 3 months - Adults	153	1,168	13.1%	16.4%	15.9%	16.0%
% of FP17s for the same patient ID Re-attending between 3 & 9 months - Children	240	591	40.6%	55.3%	60.4%	58.0%
% of FP17s for the same patient ID Re-attending between 3 & 9 months - Adults	506	1,168	43.3%	48.9%	52.3%	50.9%
% of FP17s for Band 1 Urgent Courses	126	1,703	7.4%	10.6%	9.5%	9.1%
% of FP17s Relating to Free Repair or Replacements	4	1,703	0.2%	0.6%	0.7%	0.8%
% of FP17s Relating to Continuations	2	1,703	0.1%	0.8%	1.0%	1.1%
% of Patients satisfied with the dentistry they have received	9	11	81.8%	90.0%	91.9%	91.7%
% of Patients satisfied with the time they had to wait for an appointment	9	11	81.8%	87.2%	88.0%	88.0%

* This is based on patients treated on this contract for their most recent course of treatment. Figures in italics indicate the base number of FP17s or Patient Questionnaire responses are less than 100. N/A is shown where the base number of responses is less than 10 during the period. % is calculated as Quantity/Base number*100

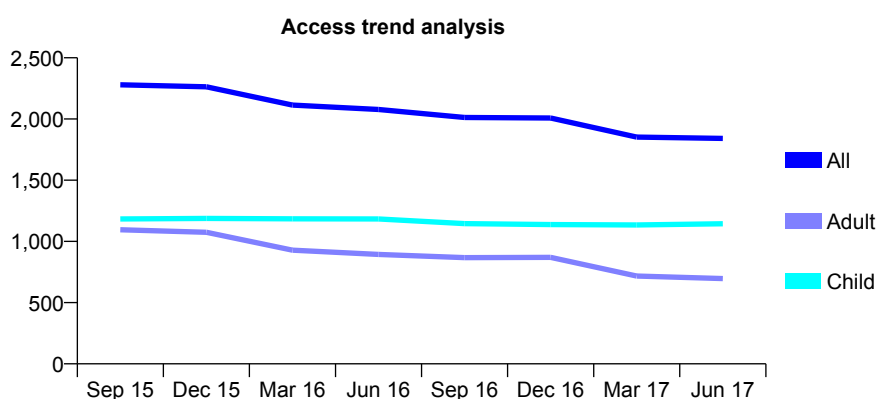
Q67 - Vital Signs At a Glance Contract Report for 205079/0003 - June 2017

Name or company name	MR PR GARROD
Contract type name	GDS Contract
Purpose of contract	General
Contract start date	01/04/2010
Contract end date	

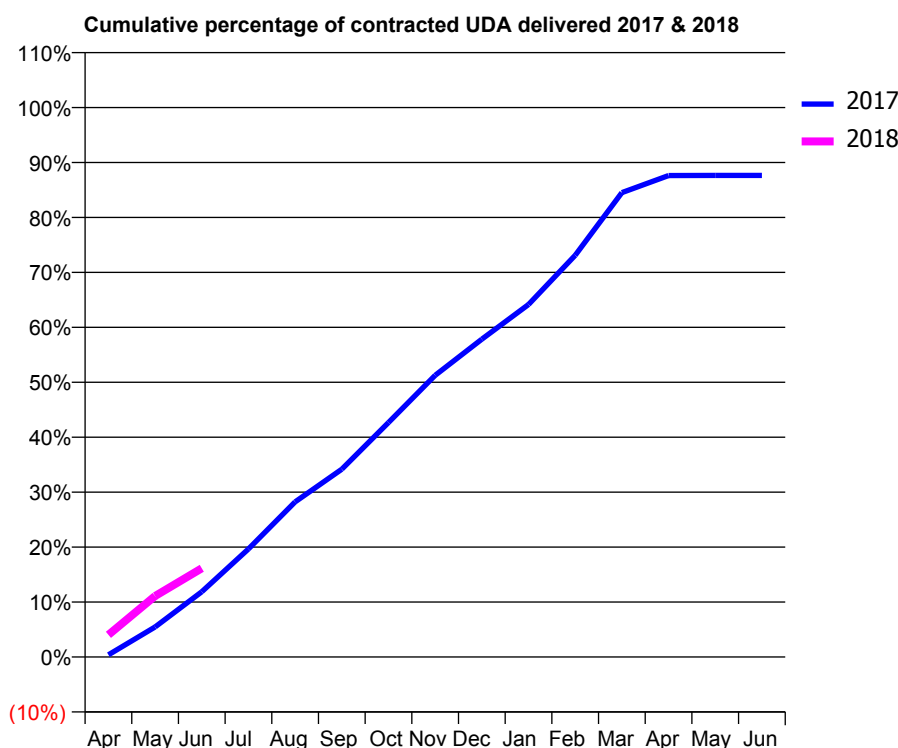
17/18 Contracted general activity (UDA)	5,871
Carry forward general activity (UDA)	0
17/18 Contracted orthodontic activity (UOA)	0
Carry forward orthodontic activity (UOA)	0
Baseline contract value	£147,906.92

ACCESS*

Patients seen in 24 months	Total	Change since previous quarter
Quarter ending June 2016	2,078	
Quarter ending September 2016	2,013	↓
Quarter ending December 2016	2,008	→
Quarter ending March 2017	1,852	↓
Quarter ending June 2017	1,841	→
Variance since June 2016	(11.4%)	↓



ACTIVITY



Adjusted Scheduled Activity (UDA)		
Month	2017	2018
April	23	238
May	321	652
June	698	948
July	1,154	
August	1,657	
September	2,007	
October	2,505	
November	3,009	
December	3,396	
January	3,766	
February	4,291	
March	4,961	
April	5,144	
May	5,146	
June	5,146	

QUALITY

	Quantity	Base Number	Contract	AT	Region	England
% of FP17s for the same patient ID Re-attending within 3 months - Children	20	445	4.5%	11.8%	11.6%	12.0%
% of FP17s for the same patient ID Re-attending within 3 months - Adults	21	155	13.5%	16.4%	15.9%	16.0%
% of FP17s for the same patient ID Re-attending between 3 & 9 months - Children	303	445	68.1%	55.3%	60.4%	58.0%
% of FP17s for the same patient ID Re-attending between 3 & 9 months - Adults	93	155	60.0%	48.9%	52.3%	50.9%
% of FP17s for Band 1 Urgent Courses	11	514	2.1%	10.6%	9.5%	9.1%
% of FP17s Relating to Free Repair or Replacements	0	514	0.0%	0.6%	0.7%	0.8%
% of FP17s Relating to Continuations	0	514	0.0%	0.8%	1.0%	1.1%
% of Patients satisfied with the dentistry they have received	4	4	N/A	90.0%	91.9%	91.7%
% of Patients satisfied with the time they had to wait for an appointment	4	4	N/A	87.2%	88.0%	88.0%

* This is based on patients treated on this contract for their most recent course of treatment. Figures in italics indicate the base number of FP17s or Patient Questionnaire responses are less than 100. N/A is shown where the base number of responses is less than 10 during the period. % is calculated as Quantity/Base number*100

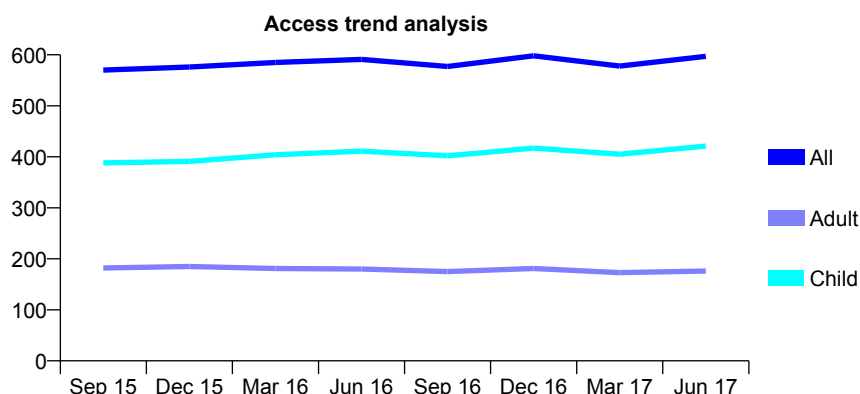
Q67 - Vital Signs At a Glance Contract Report for 210021/0001 - June 2017

Name or company name	MR PK DOWNES
Contract type name	GDS Contract
Purpose of contract	General and Orthodontic
Contract start date	01/04/2006
Contract end date	

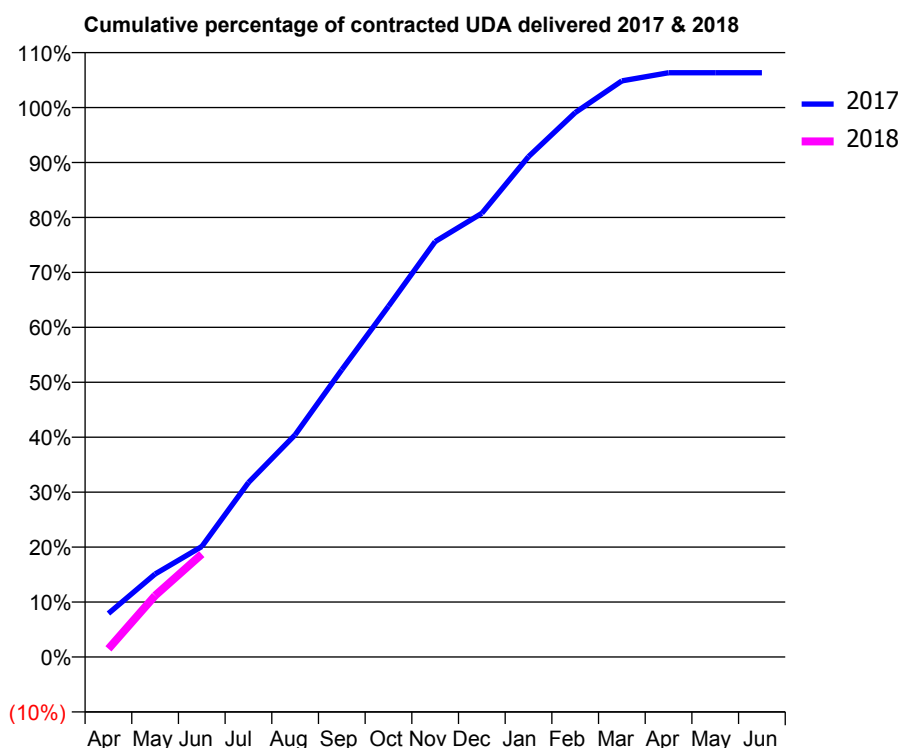
17/18 Contracted general activity (UDA)	1,025
Carry forward general activity (UDA)	0
17/18 Contracted orthodontic activity (UOA)	0
Carry forward orthodontic activity (UOA)	0
Baseline contract value	£27,081.63

ACCESS*

Patients seen in 24 months	Total	Change since previous quarter
Quarter ending June 2016	591	
Quarter ending September 2016	577	↓
Quarter ending December 2016	598	↑
Quarter ending March 2017	578	↓
Quarter ending June 2017	597	↑
Variance since June 2016	1.0%	→



ACTIVITY



Month	Adjusted Scheduled Activity (UDA)	
	2017	2018
April	81	15
May	155	115
June	206	192
July	325	
August	414	
September	536	
October	654	
November	775	
December	828	
January	933	
February	1,015	
March	1,075	
April	1,090	
May	1,090	
June	1,090	

QUALITY

	Quantity	Base Number	Contract	AT	Region	England
% of FP17s for the same patient ID Re-attending within 3 months - Children	2	138	1.4%	11.8%	11.6%	12.0%
% of FP17s for the same patient ID Re-attending within 3 months - Adults	2	29	6.9%	16.4%	15.9%	16.0%
% of FP17s for the same patient ID Re-attending between 3 & 9 months - Children	79	138	57.2%	55.3%	60.4%	58.0%
% of FP17s for the same patient ID Re-attending between 3 & 9 months - Adults	20	29	69.0%	48.9%	52.3%	50.9%
% of FP17s for Band 1 Urgent Courses	5	150	3.3%	10.6%	9.5%	9.1%
% of FP17s Relating to Free Repair or Replacements	0	150	0.0%	0.6%	0.7%	0.8%
% of FP17s Relating to Continuations	0	150	0.0%	0.8%	1.0%	1.1%
% of Patients satisfied with the dentistry they have received	1	1	N/A	90.0%	91.9%	91.7%
% of Patients satisfied with the time they had to wait for an appointment	1	1	N/A	87.2%	88.0%	88.0%

* This is based on patients treated on this contract for their most recent course of treatment. Figures in italics indicate the base number of FP17s or Patient Questionnaire responses are less than 100. N/A is shown where the base number of responses is less than 10 during the period. % is calculated as Quantity/Base number*100

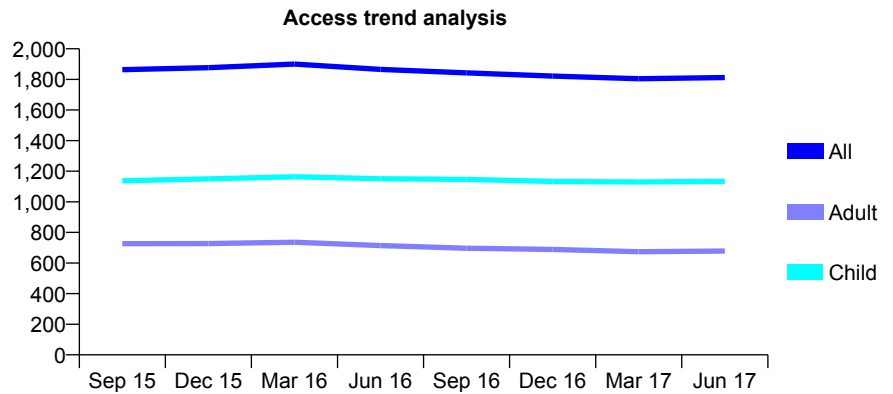
Q67 - Vital Signs At a Glance Contract Report for 210307/0001 - June 2017

Name or company name	MR HM WINSTONE
Contract type name	GDS Contract
Purpose of contract	General
Contract start date	01/04/2006
Contract end date	

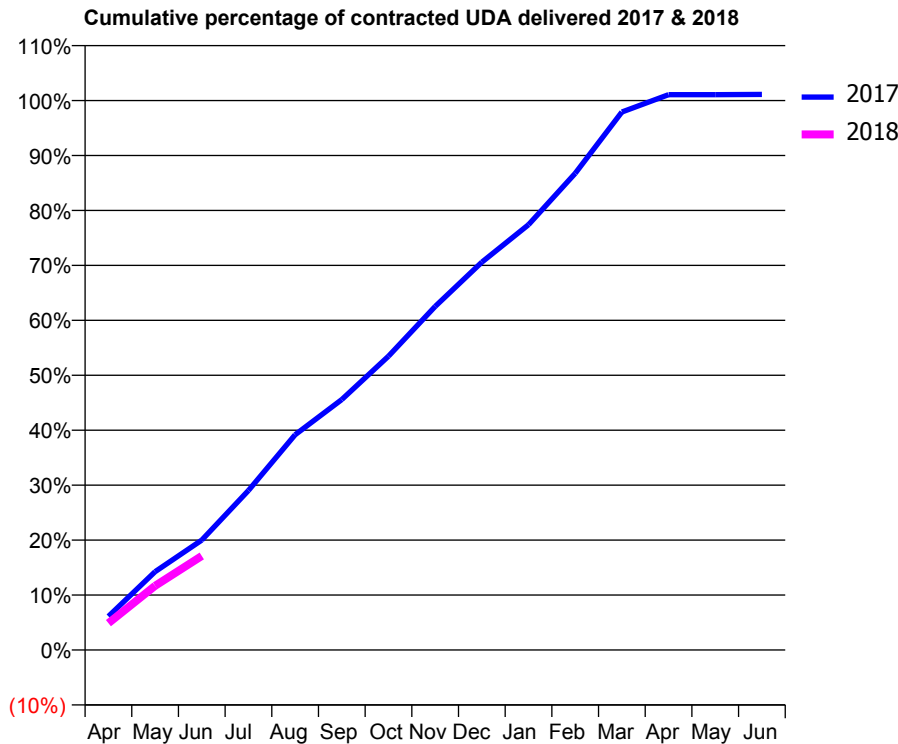
17/18 Contracted general activity (UDA)	4,664
Carry forward general activity (UDA)	0
17/18 Contracted orthodontic activity (UOA)	0
Carry forward orthodontic activity (UOA)	0
Baseline contract value	£114,036.64

ACCESS*

Patients seen in 24 months	Total	Change since previous quarter
Quarter ending June 2016	1,865	
Quarter ending September 2016	1,843	↓
Quarter ending December 2016	1,822	↓
Quarter ending March 2017	1,804	→
Quarter ending June 2017	1,812	→
Variance since June 2016	(2.8%)	↓



ACTIVITY



Month	Adjusted Scheduled Activity (UDA)	
	2017	2018
April	286	229
May	665	545
June	934	798
July	1,355	
August	1,827	
September	2,126	
October	2,494	
November	2,917	
December	3,292	
January	3,609	
February	4,046	
March	4,566	
April	4,713	
May	4,713	
June	4,715	

QUALITY

	Quantity	Base Number	Contract	AT	Region	England
% of FP17s for the same patient ID Re-attending within 3 months - Children	34	420	8.1%	11.8%	11.6%	12.0%
% of FP17s for the same patient ID Re-attending within 3 months - Adults	28	167	16.8%	16.4%	15.9%	16.0%
% of FP17s for the same patient ID Re-attending between 3 & 9 months - Children	265	420	63.1%	55.3%	60.4%	58.0%
% of FP17s for the same patient ID Re-attending between 3 & 9 months - Adults	91	167	54.5%	48.9%	52.3%	50.9%
% of FP17s for Band 1 Urgent Courses	26	494	5.3%	10.6%	9.5%	9.1%
% of FP17s Relating to Free Repair or Replacements	0	494	0.0%	0.6%	0.7%	0.8%
% of FP17s Relating to Continuations	0	494	0.0%	0.8%	1.0%	1.1%
% of Patients satisfied with the dentistry they have received	2	2	N/A	90.0%	91.9%	91.7%
% of Patients satisfied with the time they had to wait for an appointment	2	2	N/A	87.2%	88.0%	88.0%

* This is based on patients treated on this contract for their most recent course of treatment. Figures in italics indicate the base number of FP17s or Patient Questionnaire responses are less than 100. N/A is shown where the base number of responses is less than 10 during the period. % is calculated as Quantity/Base number*100

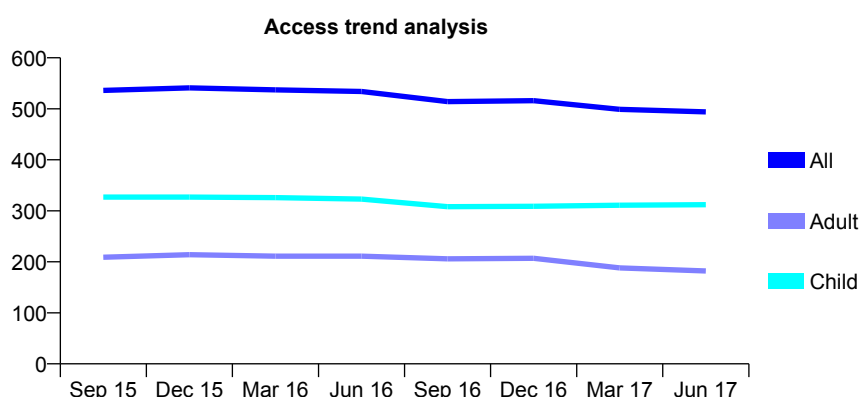
Q67 - Vital Signs At a Glance Contract Report for 219835/0001 - June 2017

Name or company name	MISS JJ HOGAN
Contract type name	GDS Contract
Purpose of contract	General
Contract start date	01/04/2006
Contract end date	

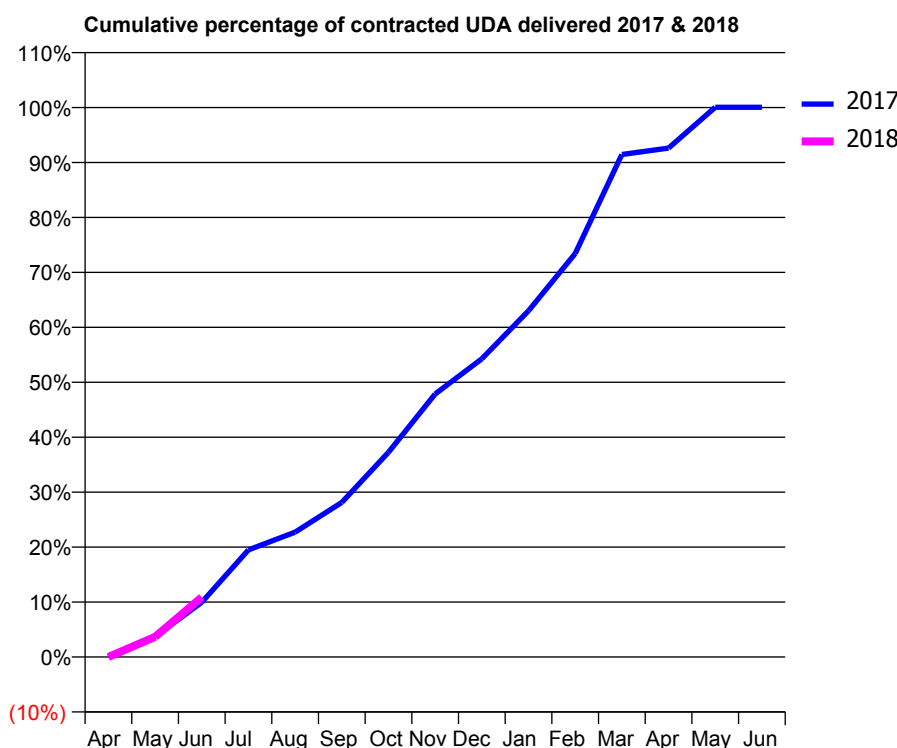
17/18 Contracted general activity (UDA)	1,280
Carry forward general activity (UDA)	0
17/18 Contracted orthodontic activity (UOA)	0
Carry forward orthodontic activity (UOA)	0
Baseline contract value	£28,451.51

ACCESS*

Patients seen in 24 months	Total	Change since previous quarter
Quarter ending June 2016	534	
Quarter ending September 2016	514	↓
Quarter ending December 2016	516	→
Quarter ending March 2017	499	↓
Quarter ending June 2017	494	↓
Variance since June 2016	(7.5%)	↓



ACTIVITY



Adjusted Scheduled Activity (UDA)		
Month	2017	2018
April	0	0
May	48	47
June	128	139
July	250	
August	291	
September	360	
October	477	
November	613	
December	695	
January	806	
February	940	
March	1,171	
April	1,186	
May	1,280	
June	1,280	

QUALITY

	Quantity	Base Number	Contract	AT	Region	England
% of FP17s for the same patient ID Re-attending within 3 months - Children	10	111	9.0%	11.8%	11.6%	12.0%
% of FP17s for the same patient ID Re-attending within 3 months - Adults	7	42	16.7%	16.4%	15.9%	16.0%
% of FP17s for the same patient ID Re-attending between 3 & 9 months - Children	42	111	37.8%	55.3%	60.4%	58.0%
% of FP17s for the same patient ID Re-attending between 3 & 9 months - Adults	16	42	38.1%	48.9%	52.3%	50.9%
% of FP17s for Band 1 Urgent Courses	2	84	2.4%	10.6%	9.5%	9.1%
% of FP17s Relating to Free Repair or Replacements	0	84	0.0%	0.6%	0.7%	0.8%
% of FP17s Relating to Continuations	0	84	0.0%	0.8%	1.0%	1.1%
% of Patients satisfied with the dentistry they have received	0	0	N/A	90.0%	91.9%	91.7%
% of Patients satisfied with the time they had to wait for an appointment	0	0	N/A	87.2%	88.0%	88.0%

* This is based on patients treated on this contract for their most recent course of treatment. Figures in italics indicate the base number of FP17s or Patient Questionnaire responses are less than 100. N/A is shown where the base number of responses is less than 10 during the period. % is calculated as Quantity/Base number*100

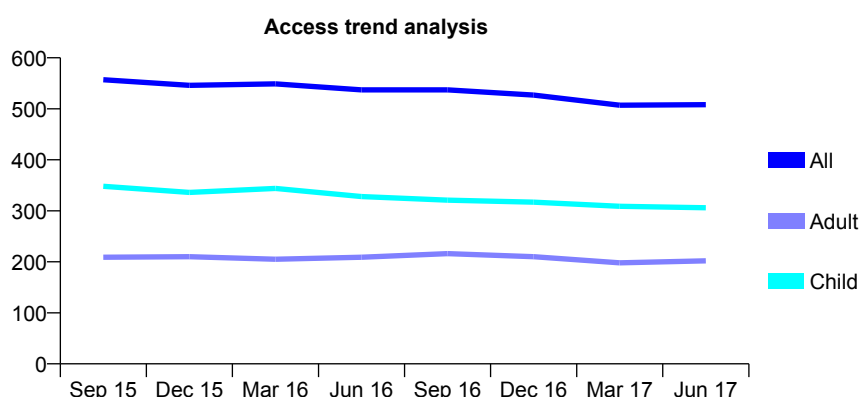
Q67 - Vital Signs At a Glance Contract Report for 219924/0001 - June 2017

Name or company name	MRS FM MURCH
Contract type name	GDS Contract
Purpose of contract	General
Contract start date	01/04/2006
Contract end date	

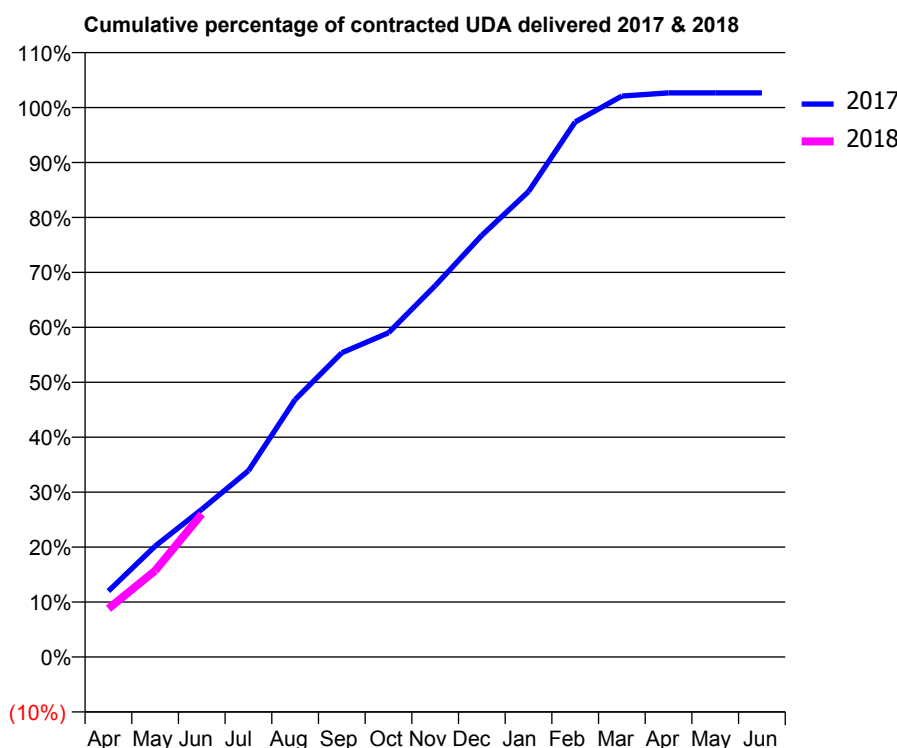
17/18 Contracted general activity (UDA)	1,047
Carry forward general activity (UDA)	0
17/18 Contracted orthodontic activity (UOA)	0
Carry forward orthodontic activity (UOA)	0
Baseline contract value	£25,599.56

ACCESS*

Patients seen in 24 months	Total	Change since previous quarter
Quarter ending June 2016	537	
Quarter ending September 2016	537	→
Quarter ending December 2016	527	↓
Quarter ending March 2017	507	↓
Quarter ending June 2017	508	→
Variance since June 2016	(5.4%)	↓



ACTIVITY



Adjusted Scheduled Activity (UDA)		
Month	2017	2018
April	126	92
May	211	164
June	281	272
July	355	
August	491	
September	580	
October	618	
November	707	
December	803	
January	887	
February	1,019	
March	1,069	
April	1,075	
May	1,075	
June	1,075	

QUALITY

	Quantity	Base Number	Contract	AT	Region	England
% of FP17s for the same patient ID Re-attending within 3 months - Children	12	108	11.1%	11.8%	11.6%	12.0%
% of FP17s for the same patient ID Re-attending within 3 months - Adults	5	43	11.6%	16.4%	15.9%	16.0%
% of FP17s for the same patient ID Re-attending between 3 & 9 months - Children	56	108	51.9%	55.3%	60.4%	58.0%
% of FP17s for the same patient ID Re-attending between 3 & 9 months - Adults	16	43	37.2%	48.9%	52.3%	50.9%
% of FP17s for Band 1 Urgent Courses	2	147	1.4%	10.6%	9.5%	9.1%
% of FP17s Relating to Free Repair or Replacements	0	147	0.0%	0.6%	0.7%	0.8%
% of FP17s Relating to Continuations	0	147	0.0%	0.8%	1.0%	1.1%
% of Patients satisfied with the dentistry they have received	0	0	N/A	90.0%	91.9%	91.7%
% of Patients satisfied with the time they had to wait for an appointment	0	0	N/A	87.2%	88.0%	88.0%

* This is based on patients treated on this contract for their most recent course of treatment. Figures in italics indicate the base number of FP17s or Patient Questionnaire responses are less than 100. N/A is shown where the base number of responses is less than 10 during the period. % is calculated as Quantity/Base number*100

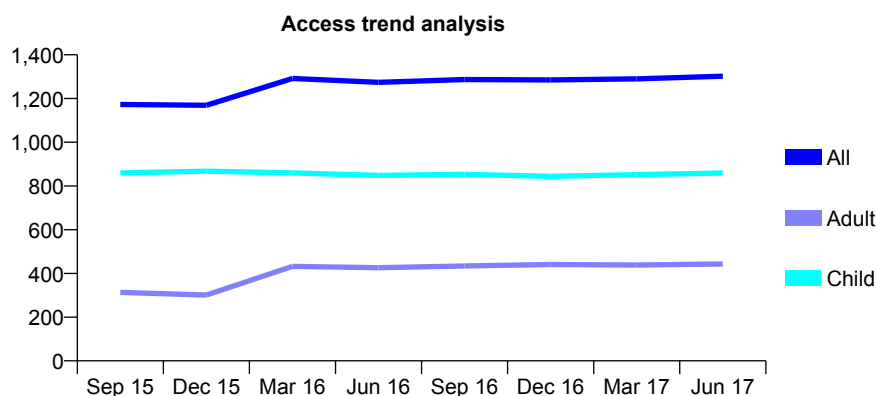
Q67 - Vital Signs At a Glance Contract Report for 221503/0001 - June 2017

Name or company name	MR UL PERERA
Contract type name	GDS Contract
Purpose of contract	General
Contract start date	01/04/2006
Contract end date	

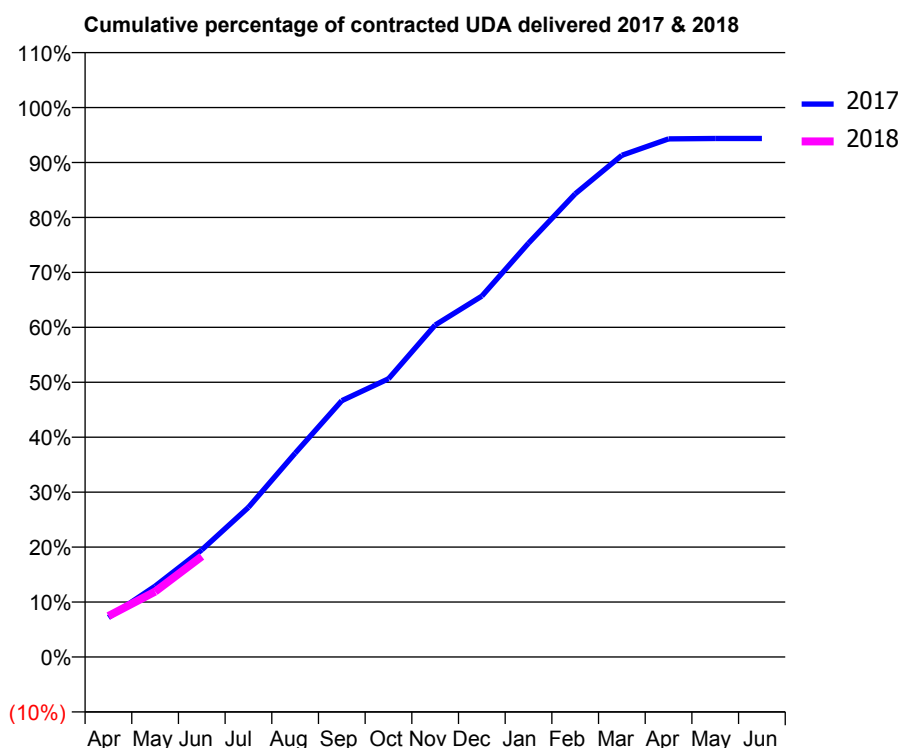
17/18 Contracted general activity (UDA)	4,054
Carry forward general activity (UDA)	0
17/18 Contracted orthodontic activity (UOA)	0
Carry forward orthodontic activity (UOA)	0
Baseline contract value	£99,121.90

ACCESS*

Patients seen in 24 months	Total	Change since previous quarter
Quarter ending June 2016	1,274	
Quarter ending September 2016	1,287	→
Quarter ending December 2016	1,285	→
Quarter ending March 2017	1,290	→
Quarter ending June 2017	1,302	→
Variance since June 2016	2.2%	↑



ACTIVITY



Adjusted Scheduled Activity (UDA)		
Month	2017	2018
April	291	303
May	523	483
June	791	743
July	1,104	
August	1,504	
September	1,891	
October	2,053	
November	2,449	
December	2,662	
January	3,054	
February	3,417	
March	3,701	
April	3,822	
May	3,825	
June	3,825	

QUALITY

	Quantity	Base Number	Contract	AT	Region	England
% of FP17s for the same patient ID Re-attending within 3 months - Children	8	313	2.6%	11.8%	11.6%	12.0%
% of FP17s for the same patient ID Re-attending within 3 months - Adults	3	64	4.7%	16.4%	15.9%	16.0%
% of FP17s for the same patient ID Re-attending between 3 & 9 months - Children	202	313	64.5%	55.3%	60.4%	58.0%
% of FP17s for the same patient ID Re-attending between 3 & 9 months - Adults	44	64	68.8%	48.9%	52.3%	50.9%
% of FP17s for Band 1 Urgent Courses	3	323	0.9%	10.6%	9.5%	9.1%
% of FP17s Relating to Free Repair or Replacements	0	323	0.0%	0.6%	0.7%	0.8%
% of FP17s Relating to Continuations	0	323	0.0%	0.8%	1.0%	1.1%
% of Patients satisfied with the dentistry they have received	1	2	N/A	90.0%	91.9%	91.7%
% of Patients satisfied with the time they had to wait for an appointment	2	2	N/A	87.2%	88.0%	88.0%

* This is based on patients treated on this contract for their most recent course of treatment. Figures in italics indicate the base number of FP17s or Patient Questionnaire responses are less than 100. N/A is shown where the base number of responses is less than 10 during the period. % is calculated as Quantity/Base number*100

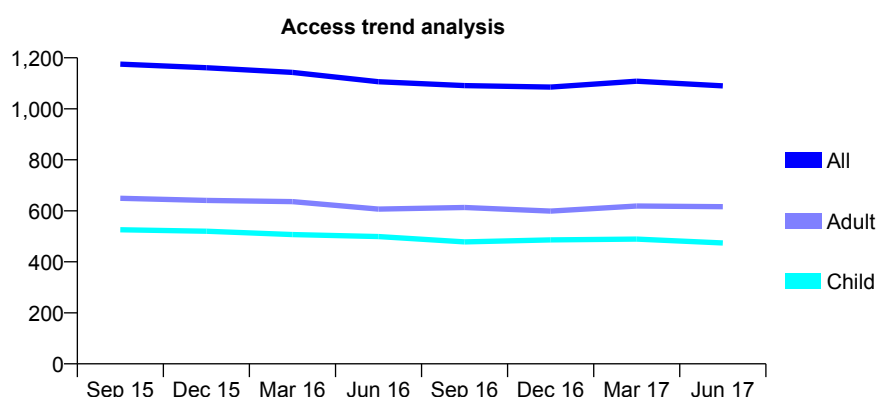
Q67 - Vital Signs At a Glance Contract Report for 224006/0001 - June 2017

Name or company name	MR RW LUKE
Contract type name	GDS Contract
Purpose of contract	General
Contract start date	01/04/2006
Contract end date	

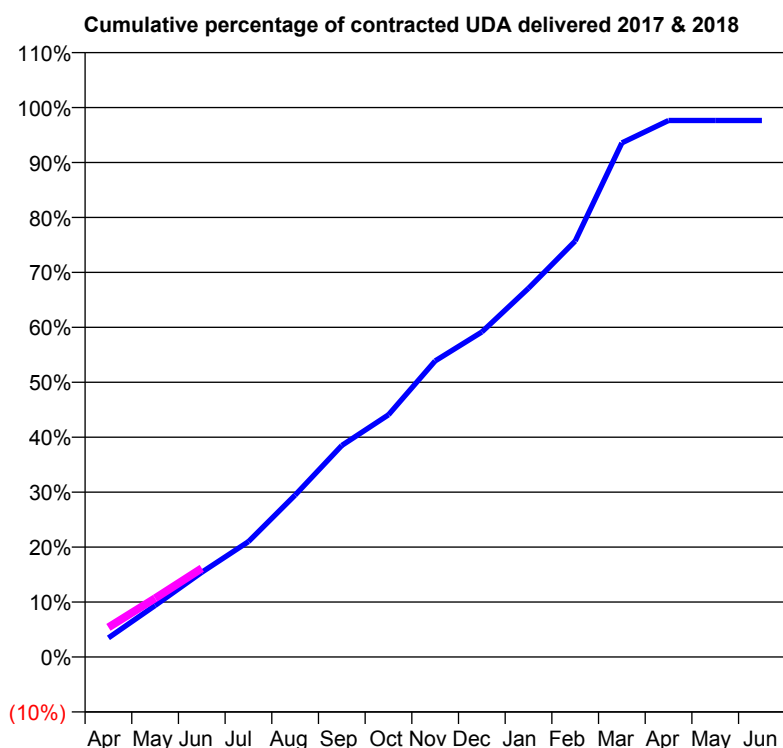
17/18 Contracted general activity (UDA)	2,577
Carry forward general activity (UDA)	0
17/18 Contracted orthodontic activity (UOA)	0
Carry forward orthodontic activity (UOA)	0
Baseline contract value	£63,010.31

ACCESS*

Patients seen in 24 months	Total	Change since previous quarter
Quarter ending June 2016	1,106	
Quarter ending September 2016	1,091	↓
Quarter ending December 2016	1,085	→
Quarter ending March 2017	1,108	↑
Quarter ending June 2017	1,090	↓
Variance since June 2016	(1.4%)	↓



ACTIVITY



Adjusted Scheduled Activity (UDA)		
Month	2017	2018
April	90	139
May	242	275
June	398	416
July	541	
August	760	
September	992	
October	1,136	
November	1,389	
December	1,525	
January	1,729	
February	1,951	
March	2,411	
April	2,516	
May	2,516	
June	2,516	

QUALITY

	Quantity	Base Number	Contract	AT	Region	England
% of FP17s for the same patient ID Re-attending within 3 months - Children	6	167	3.6%	11.8%	11.6%	12.0%
% of FP17s for the same patient ID Re-attending within 3 months - Adults	21	194	10.8%	16.4%	15.9%	16.0%
% of FP17s for the same patient ID Re-attending between 3 & 9 months - Children	115	167	68.9%	55.3%	60.4%	58.0%
% of FP17s for the same patient ID Re-attending between 3 & 9 months - Adults	131	194	67.5%	48.9%	52.3%	50.9%
% of FP17s for Band 1 Urgent Courses	11	307	3.6%	10.6%	9.5%	9.1%
% of FP17s Relating to Free Repair or Replacements	0	307	0.0%	0.6%	0.7%	0.8%
% of FP17s Relating to Continuations	2	307	0.7%	0.8%	1.0%	1.1%
% of Patients satisfied with the dentistry they have received	3	3	N/A	90.0%	91.9%	91.7%
% of Patients satisfied with the time they had to wait for an appointment	3	3	N/A	87.2%	88.0%	88.0%

* This is based on patients treated on this contract for their most recent course of treatment. Figures in italics indicate the base number of FP17s or Patient Questionnaire responses are less than 100. N/A is shown where the base number of responses is less than 10 during the period. % is calculated as Quantity/Base number*100

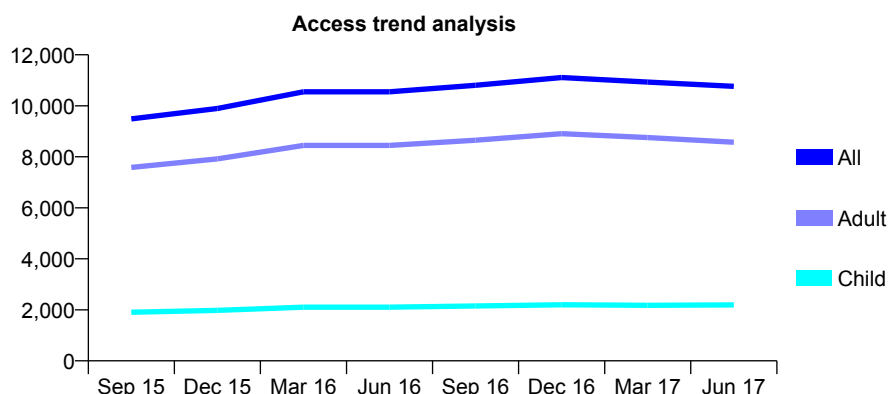
Q67 - Vital Signs At a Glance Contract Report for 238783/0001 - June 2017

Name or company name	MR AN ZYBUTZ
Contract type name	GDS Contract
Purpose of contract	General
Contract start date	01/04/2006
Contract end date	

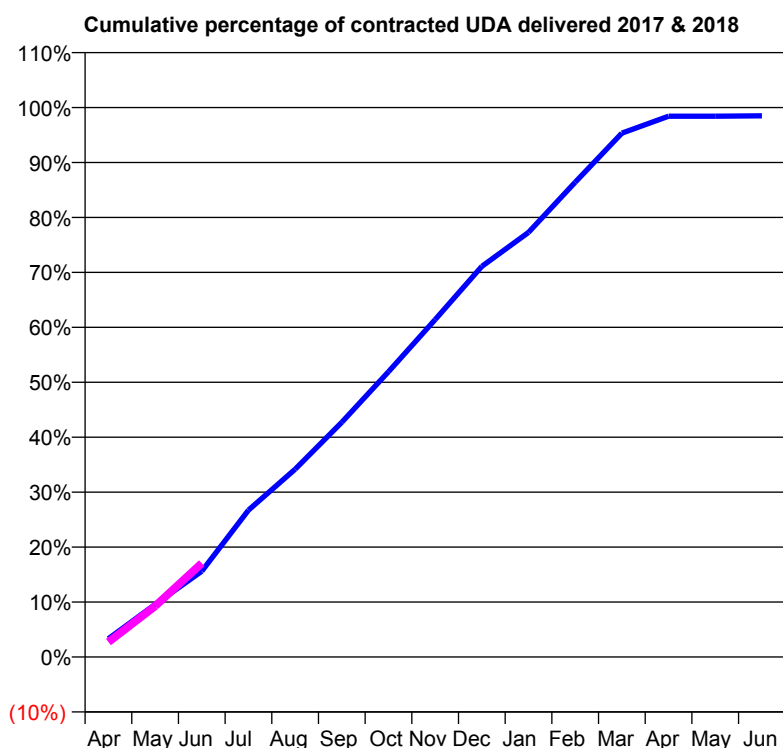
17/18 Contracted general activity (UDA)	37,286
Carry forward general activity (UDA)	0
17/18 Contracted orthodontic activity (UOA)	0
Carry forward orthodontic activity (UOA)	0
Baseline contract value	£1,095,278.30

ACCESS*

Patients seen in 24 months	Total	Change since previous quarter
Quarter ending June 2016	10,551	
Quarter ending September 2016	10,806	↑
Quarter ending December 2016	11,107	↑
Quarter ending March 2017	10,933	↓
Quarter ending June 2017	10,763	↓
Variance since June 2016	2.0%	↑



ACTIVITY



Adjusted Scheduled Activity (UDA)		
Month	2017	2018
April	1,240	1,021
May	3,566	3,453
June	5,821	6,363
July	9,969	
August	12,743	
September	15,927	
October	19,363	
November	22,899	
December	26,506	
January	28,812	
February	32,218	
March	35,547	
April	36,690	
May	36,691	
June	36,726	

QUALITY

	Quantity	Base Number	Contract	AT	Region	England
% of FP17s for the same patient ID Re-attending within 3 months - Children	41	613	6.7%	11.8%	11.6%	12.0%
% of FP17s for the same patient ID Re-attending within 3 months - Adults	242	2,063	11.7%	16.4%	15.9%	16.0%
% of FP17s for the same patient ID Re-attending between 3 & 9 months - Children	304	613	49.6%	55.3%	60.4%	58.0%
% of FP17s for the same patient ID Re-attending between 3 & 9 months - Adults	953	2,063	46.2%	48.9%	52.3%	50.9%
% of FP17s for Band 1 Urgent Courses	166	2,240	7.4%	10.6%	9.5%	9.1%
% of FP17s Relating to Free Repair or Replacements	15	2,240	0.7%	0.6%	0.7%	0.8%
% of FP17s Relating to Continuations	48	2,240	2.1%	0.8%	1.0%	1.1%
% of Patients satisfied with the dentistry they have received	33	37	89.2%	90.0%	91.9%	91.7%
% of Patients satisfied with the time they had to wait for an appointment	33	37	89.2%	87.2%	88.0%	88.0%

* This is based on patients treated on this contract for their most recent course of treatment. Figures in italics indicate the base number of FP17s or Patient Questionnaire responses are less than 100. N/A is shown where the base number of responses is less than 10 during the period. % is calculated as Quantity/Base number*100

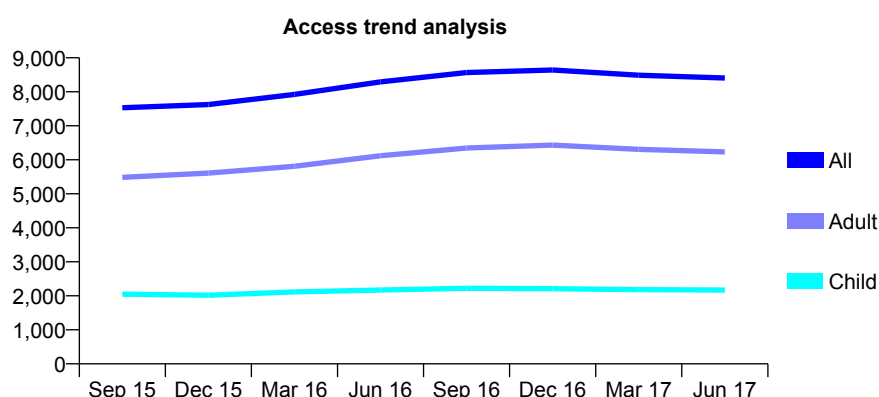
Q67 - Vital Signs At a Glance Contract Report for 238783/0002 - June 2017

Name or company name	MR AN ZYBUTZ
Contract type name	GDS Contract
Purpose of contract	General
Contract start date	01/04/2006
Contract end date	

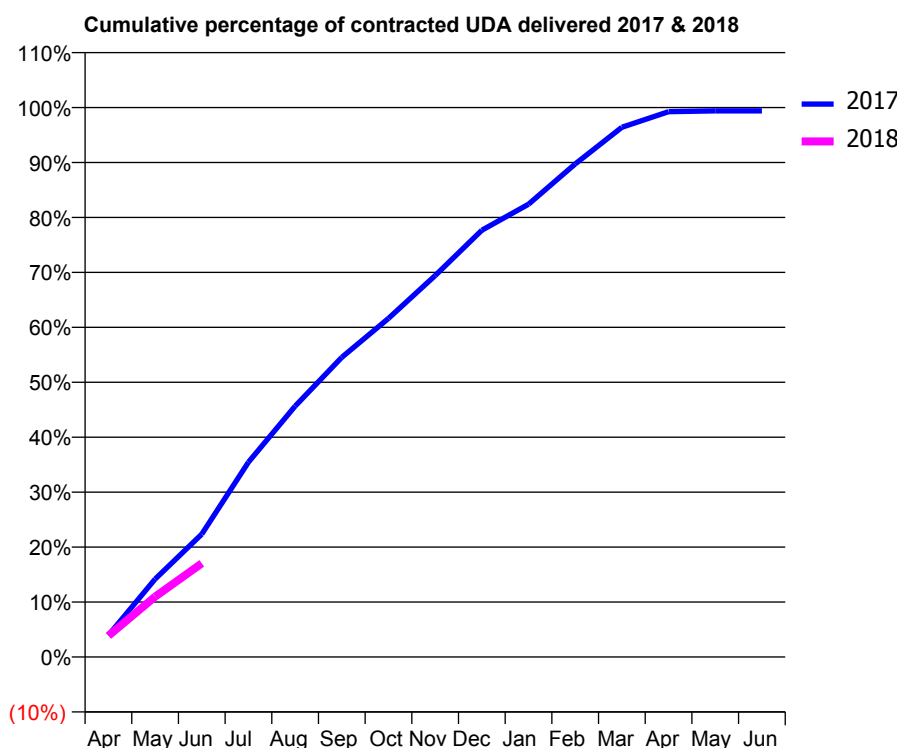
17/18 Contracted general activity (UDA)	26,947
Carry forward general activity (UDA)	0
17/18 Contracted orthodontic activity (UOA)	0
Carry forward orthodontic activity (UOA)	0
Baseline contract value	£723,364.57

ACCESS*

Patients seen in 24 months	Total	Change since previous quarter
Quarter ending June 2016	8,292	
Quarter ending September 2016	8,568	↑
Quarter ending December 2016	8,642	→
Quarter ending March 2017	8,489	↓
Quarter ending June 2017	8,404	↓
Variance since June 2016	1.4%	→



ACTIVITY



Adjusted Scheduled Activity (UDA)		
Month	2017	2018
April	1,071	1,043
May	3,825	2,958
June	6,024	4,596
July	9,558	
August	12,303	
September	14,695	
October	16,608	
November	18,703	
December	20,928	
January	22,205	
February	24,181	
March	25,977	
April	26,744	
May	26,780	
June	26,782	

QUALITY

	Quantity	Base Number	Contract	AT	Region	England
% of FP17s for the same patient ID Re-attending within 3 months - Children	34	661	5.1%	11.8%	11.6%	12.0%
% of FP17s for the same patient ID Re-attending within 3 months - Adults	175	1,681	10.4%	16.4%	15.9%	16.0%
% of FP17s for the same patient ID Re-attending between 3 & 9 months - Children	325	661	49.2%	55.3%	60.4%	58.0%
% of FP17s for the same patient ID Re-attending between 3 & 9 months - Adults	804	1,681	47.8%	48.9%	52.3%	50.9%
% of FP17s for Band 1 Urgent Courses	150	2,041	7.3%	10.6%	9.5%	9.1%
% of FP17s Relating to Free Repair or Replacements	9	2,041	0.4%	0.6%	0.7%	0.8%
% of FP17s Relating to Continuations	15	2,041	0.7%	0.8%	1.0%	1.1%
% of Patients satisfied with the dentistry they have received	16	17	94.1%	90.0%	91.9%	91.7%
% of Patients satisfied with the time they had to wait for an appointment	16	17	94.1%	87.2%	88.0%	88.0%

* This is based on patients treated on this contract for their most recent course of treatment. Figures in italics indicate the base number of FP17s or Patient Questionnaire responses are less than 100. N/A is shown where the base number of responses is less than 10 during the period. % is calculated as Quantity/Base number*100

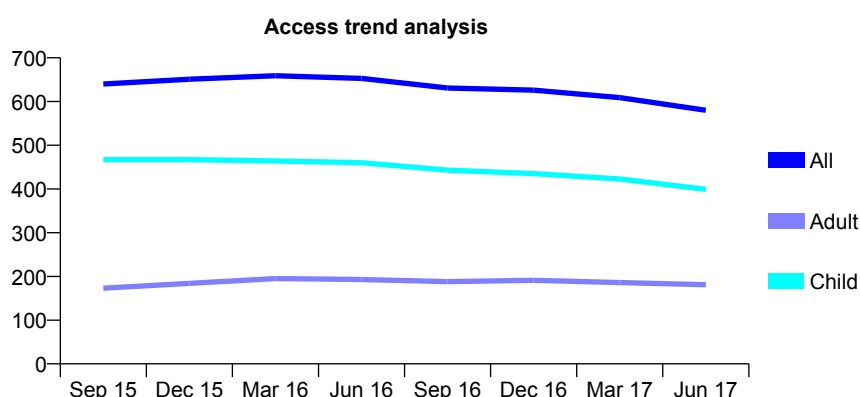
Q67 - Vital Signs At a Glance Contract Report for 246476/0001 - June 2017

Name or company name	MR PS BHOGAL
Contract type name	GDS Contract
Purpose of contract	General
Contract start date	17/04/2014
Contract end date	

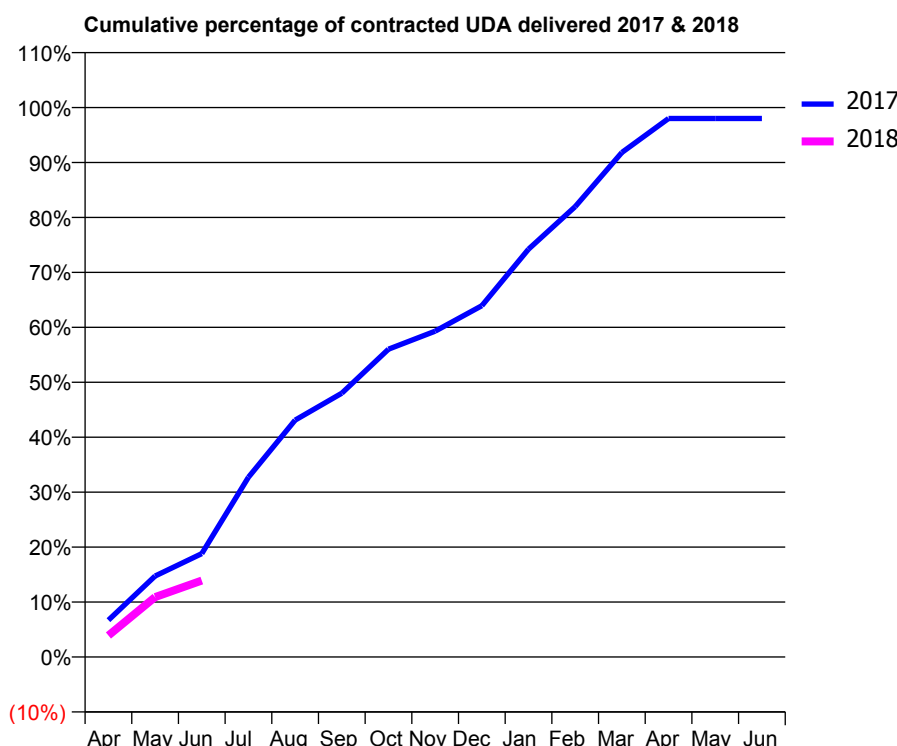
17/18 Contracted general activity (UDA)	1,600
Carry forward general activity (UDA)	0
17/18 Contracted orthodontic activity (UOA)	0
Carry forward orthodontic activity (UOA)	0
Baseline contract value	£37,990.82

ACCESS*

Patients seen in 24 months	Total	Change since previous quarter
Quarter ending June 2016	653	
Quarter ending September 2016	631	↓
Quarter ending December 2016	626	→
Quarter ending March 2017	609	↓
Quarter ending June 2017	580	↓
Variance since June 2016	(11.2%)	↓



ACTIVITY



Adjusted Scheduled Activity (UDA)		
Month	2017	2018
April	107	63
May	236	174
June	301	223
July	523	
August	690	
September	768	
October	896	
November	949	
December	1,023	
January	1,187	
February	1,311	
March	1,469	
April	1,568	
May	1,568	
June	1,568	

QUALITY

	Quantity	Base Number	Contract	AT	Region	England
% of FP17s for the same patient ID Re-attending within 3 months - Children	14	127	11.0%	11.8%	11.6%	12.0%
% of FP17s for the same patient ID Re-attending within 3 months - Adults	8	50	16.0%	16.4%	15.9%	16.0%
% of FP17s for the same patient ID Re-attending between 3 & 9 months - Children	72	127	56.7%	55.3%	60.4%	58.0%
% of FP17s for the same patient ID Re-attending between 3 & 9 months - Adults	24	50	48.0%	48.9%	52.3%	50.9%
% of FP17s for Band 1 Urgent Courses	8	131	6.1%	10.6%	9.5%	9.1%
% of FP17s Relating to Free Repair or Replacements	0	131	0.0%	0.6%	0.7%	0.8%
% of FP17s Relating to Continuations	0	131	0.0%	0.8%	1.0%	1.1%
% of Patients satisfied with the dentistry they have received	1	1	N/A	90.0%	91.9%	91.7%
% of Patients satisfied with the time they had to wait for an appointment	1	1	N/A	87.2%	88.0%	88.0%

* This is based on patients treated on this contract for their most recent course of treatment. Figures in italics indicate the base number of FP17s or Patient Questionnaire responses are less than 100. N/A is shown where the base number of responses is less than 10 during the period. % is calculated as Quantity/Base number*100

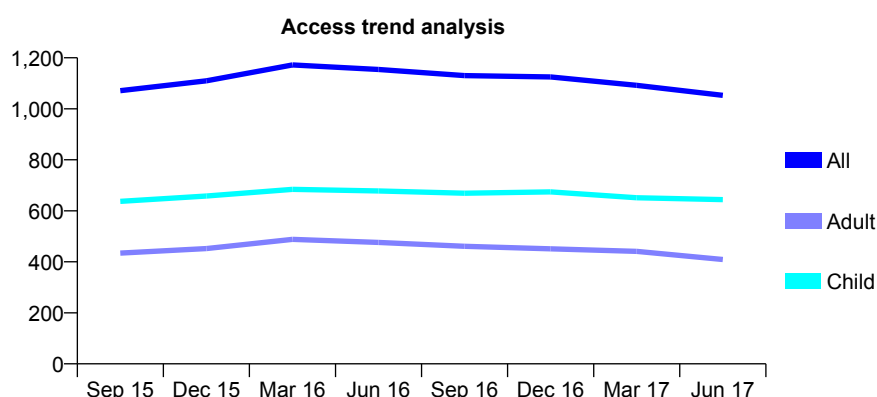
Q67 - Vital Signs At a Glance Contract Report for 249130/0001 - June 2017

Name or company name	MISS S PATEL
Contract type name	GDS Contract
Purpose of contract	General
Contract start date	12/05/2014
Contract end date	

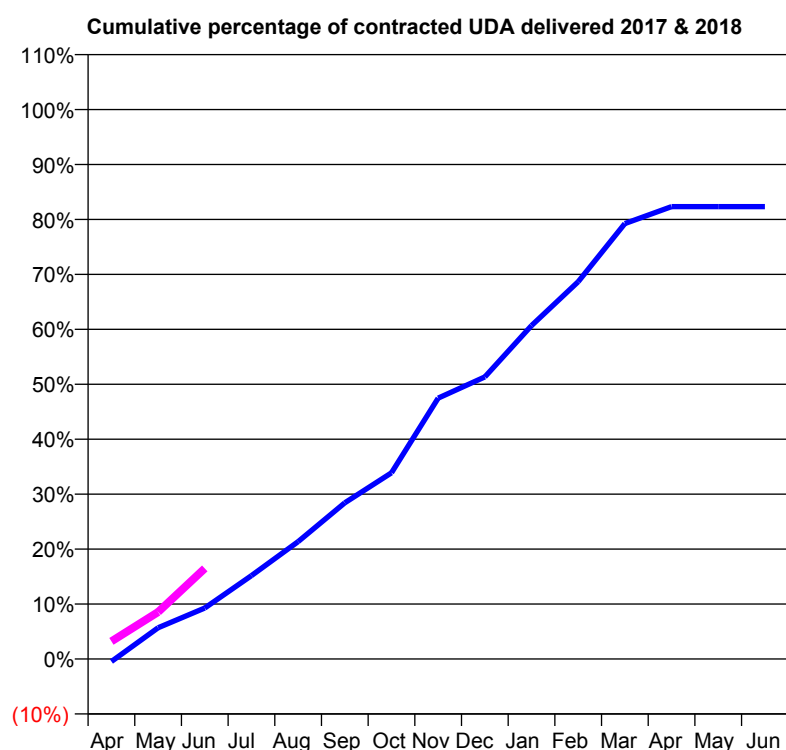
17/18 Contracted general activity (UDA)	4,550
Carry forward general activity (UDA)	0
17/18 Contracted orthodontic activity (UOA)	0
Carry forward orthodontic activity (UOA)	0
Baseline contract value	£133,965.64

ACCESS*

Patients seen in 24 months	Total	Change since previous quarter
Quarter ending June 2016	1,154	
Quarter ending September 2016	1,130	↓
Quarter ending December 2016	1,125	→
Quarter ending March 2017	1,092	↓
Quarter ending June 2017	1,053	↓
Variance since June 2016	(8.8%)	↓



ACTIVITY



Adjusted Scheduled Activity (UDA)		
Month	2017	2018
April	-21	146
May	259	389
June	422	750
July	691	
August	972	
September	1,293	
October	1,541	
November	2,160	
December	2,336	
January	2,761	
February	3,124	
March	3,605	
April	3,746	
May	3,746	
June	3,746	

QUALITY

	Quantity	Base Number	Contract	AT	Region	England
% of FP17s for the same patient ID Re-attending within 3 months - Children	8	243	3.3%	11.8%	11.6%	12.0%
% of FP17s for the same patient ID Re-attending within 3 months - Adults	10	100	10.0%	16.4%	15.9%	16.0%
% of FP17s for the same patient ID Re-attending between 3 & 9 months - Children	152	243	62.6%	55.3%	60.4%	58.0%
% of FP17s for the same patient ID Re-attending between 3 & 9 months - Adults	62	100	62.0%	48.9%	52.3%	50.9%
% of FP17s for Band 1 Urgent Courses	4	291	1.4%	10.6%	9.5%	9.1%
% of FP17s Relating to Free Repair or Replacements	0	291	0.0%	0.6%	0.7%	0.8%
% of FP17s Relating to Continuations	2	291	0.7%	0.8%	1.0%	1.1%
% of Patients satisfied with the dentistry they have received	4	4	N/A	90.0%	91.9%	91.7%
% of Patients satisfied with the time they had to wait for an appointment	4	4	N/A	87.2%	88.0%	88.0%

* This is based on patients treated on this contract for their most recent course of treatment. Figures in italics indicate the base number of FP17s or Patient Questionnaire responses are less than 100. N/A is shown where the base number of responses is less than 10 during the period. % is calculated as Quantity/Base number*100

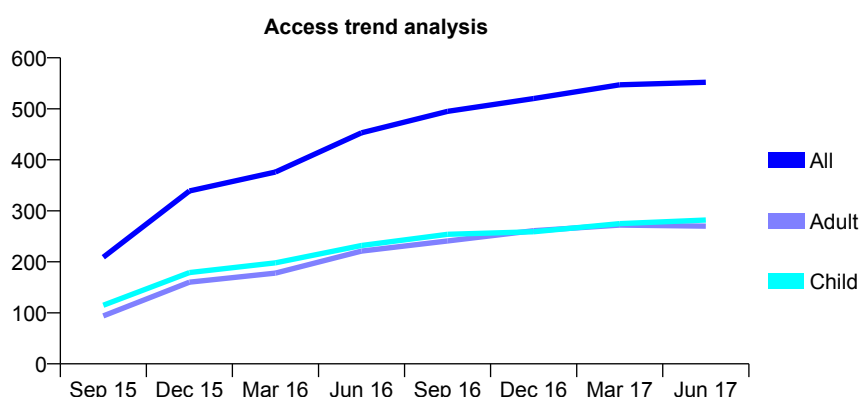
Q67 - Vital Signs At a Glance Contract Report for 261378/0001 - June 2017

Name or company name	MS OM FULMYK
Contract type name	GDS Contract
Purpose of contract	General
Contract start date	01/06/2015
Contract end date	

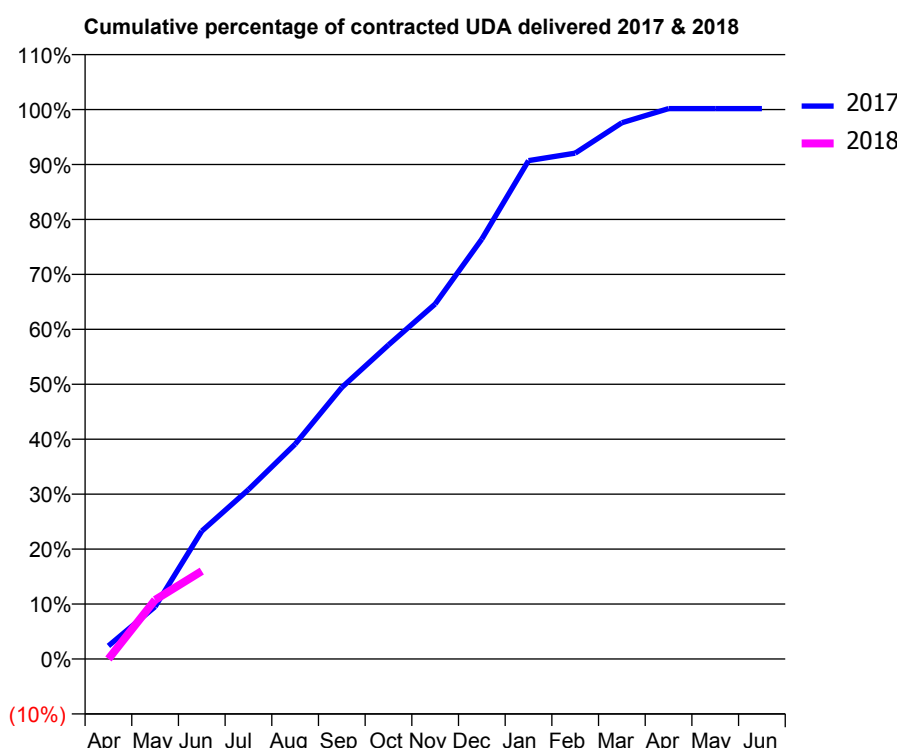
17/18 Contracted general activity (UDA)	1,050
Carry forward general activity (UDA)	0
17/18 Contracted orthodontic activity (UOA)	0
Carry forward orthodontic activity (UOA)	0
Baseline contract value	£25,672.92

ACCESS*

Patients seen in 24 months	Total	Change since previous quarter
Quarter ending June 2016	453	
Quarter ending September 2016	495	↑
Quarter ending December 2016	520	↑
Quarter ending March 2017	547	↑
Quarter ending June 2017	552	→
Variance since June 2016	21.9%	↑



ACTIVITY



Month	Adjusted Scheduled Activity (UDA)	
	2017	2018
April	25	0
May	100	113
June	245	168
July	324	
August	411	
September	519	
October	600	
November	678	
December	803	
January	952	
February	967	
March	1,025	
April	1,052	
May	1,052	
June	1,052	

QUALITY

	Quantity	Base Number	Contract	AT	Region	England
% of FP17s for the same patient ID Re-attending within 3 months - Children	2	85	2.4%	11.8%	11.6%	12.0%
% of FP17s for the same patient ID Re-attending within 3 months - Adults	1	51	2.0%	16.4%	15.9%	16.0%
% of FP17s for the same patient ID Re-attending between 3 & 9 months - Children	33	85	38.8%	55.3%	60.4%	58.0%
% of FP17s for the same patient ID Re-attending between 3 & 9 months - Adults	22	51	43.1%	48.9%	52.3%	50.9%
% of FP17s for Band 1 Urgent Courses	0	126	0.0%	10.6%	9.5%	9.1%
% of FP17s Relating to Free Repair or Replacements	0	126	0.0%	0.6%	0.7%	0.8%
% of FP17s Relating to Continuations	0	126	0.0%	0.8%	1.0%	1.1%
% of Patients satisfied with the dentistry they have received	1	1	N/A	90.0%	91.9%	91.7%
% of Patients satisfied with the time they had to wait for an appointment	0	1	N/A	87.2%	88.0%	88.0%

* This is based on patients treated on this contract for their most recent course of treatment. Figures in italics indicate the base number of FP17s or Patient Questionnaire responses are less than 100. N/A is shown where the base number of responses is less than 10 during the period. % is calculated as Quantity/Base number*100

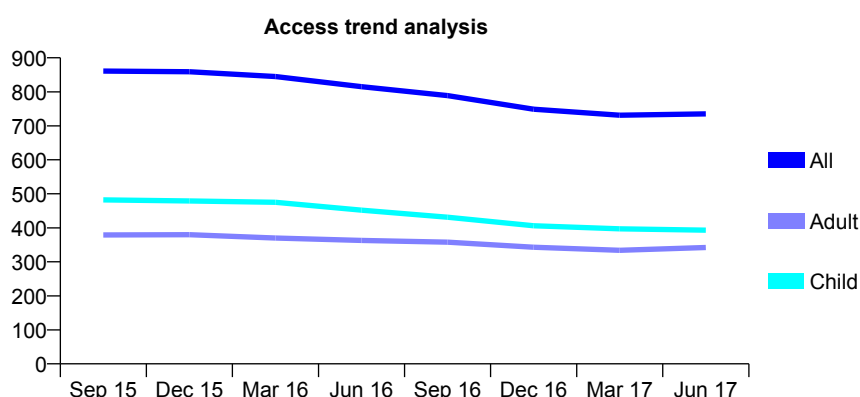
Q67 - Vital Signs At a Glance Contract Report for 261653/0001 - June 2017

Name or company name	MR M EBRAHIMI HONARVAR
Contract type name	GDS Contract
Purpose of contract	General
Contract start date	01/04/2006
Contract end date	

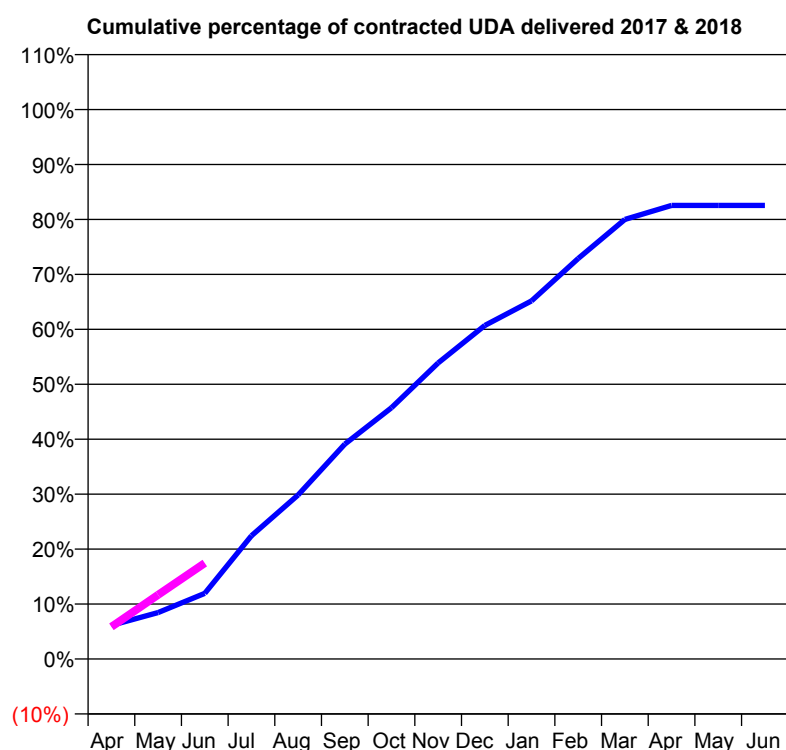
17/18 Contracted general activity (UDA)	2,010
Carry forward general activity (UDA)	0
17/18 Contracted orthodontic activity (UOA)	0
Carry forward orthodontic activity (UOA)	0
Baseline contract value	£49,145.28

ACCESS*

Patients seen in 24 months	Total	Change since previous quarter
Quarter ending June 2016	815	
Quarter ending September 2016	789	↓
Quarter ending December 2016	749	↓
Quarter ending March 2017	731	↓
Quarter ending June 2017	735	→
Variance since June 2016	(9.8%)	↓



ACTIVITY



Adjusted Scheduled Activity (UDA)		
Month	2017	2018
April	123	118
May	170	235
June	240	351
July	451	
August	600	
September	786	
October	919	
November	1,083	
December	1,220	
January	1,310	
February	1,465	
March	1,608	
April	1,659	
May	1,659	
June	1,659	

QUALITY

	Quantity	Base Number	Contract	AT	Region	England
% of FP17s for the same patient ID Re-attending within 3 months - Children	3	141	2.1%	11.8%	11.6%	12.0%
% of FP17s for the same patient ID Re-attending within 3 months - Adults	6	104	5.8%	16.4%	15.9%	16.0%
% of FP17s for the same patient ID Re-attending between 3 & 9 months - Children	92	141	65.2%	55.3%	60.4%	58.0%
% of FP17s for the same patient ID Re-attending between 3 & 9 months - Adults	74	104	71.2%	48.9%	52.3%	50.9%
% of FP17s for Band 1 Urgent Courses	0	214	0.0%	10.6%	9.5%	9.1%
% of FP17s Relating to Free Repair or Replacements	0	214	0.0%	0.6%	0.7%	0.8%
% of FP17s Relating to Continuations	2	214	0.9%	0.8%	1.0%	1.1%
% of Patients satisfied with the dentistry they have received	0	0	N/A	90.0%	91.9%	91.7%
% of Patients satisfied with the time they had to wait for an appointment	0	0	N/A	87.2%	88.0%	88.0%

* This is based on patients treated on this contract for their most recent course of treatment. Figures in italics indicate the base number of FP17s or Patient Questionnaire responses are less than 100. N/A is shown where the base number of responses is less than 10 during the period. % is calculated as Quantity/Base number*100

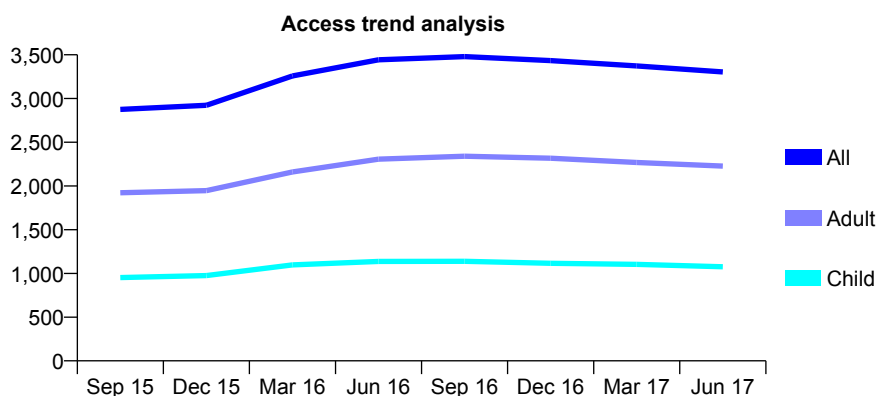
Q67 - Vital Signs At a Glance Contract Report for 263893/0001 - June 2017

Name or company name	MR SH DATTANI
Contract type name	GDS Contract
Purpose of contract	General
Contract start date	01/04/2006
Contract end date	

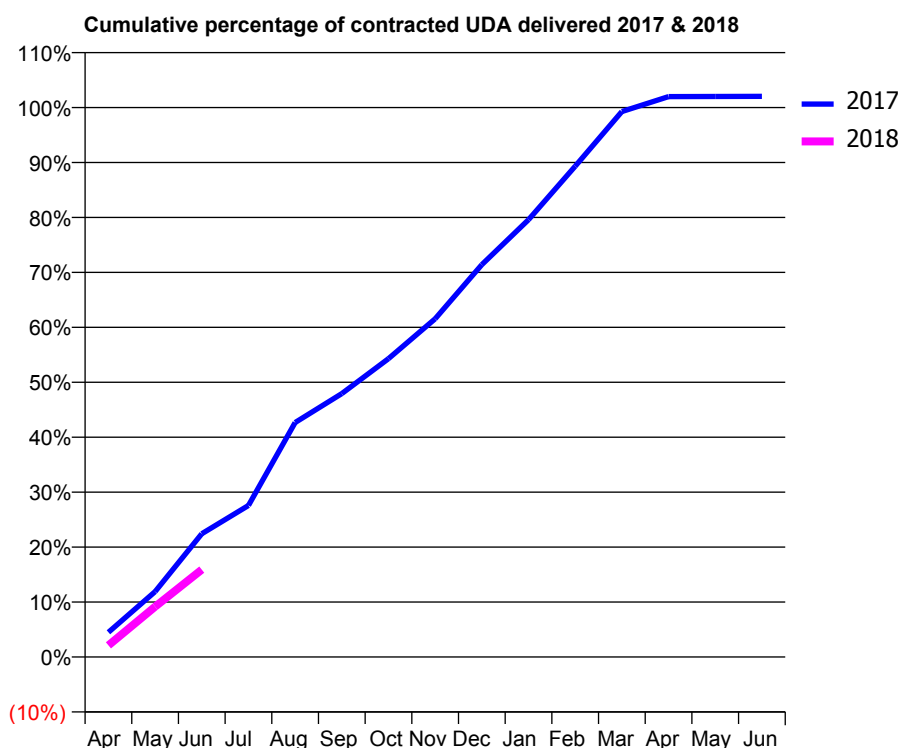
17/18 Contracted general activity (UDA)	12,028
Carry forward general activity (UDA)	0
17/18 Contracted orthodontic activity (UOA)	0
Carry forward orthodontic activity (UOA)	0
Baseline contract value	£325,394.31

ACCESS*

Patients seen in 24 months	Total	Change since previous quarter
Quarter ending June 2016	3,443	
Quarter ending September 2016	3,479	→
Quarter ending December 2016	3,433	↓
Quarter ending March 2017	3,372	↓
Quarter ending June 2017	3,304	↓
Variance since June 2016	(4.0%)	↓



ACTIVITY



Adjusted Scheduled Activity (UDA)		
Month	2017	2018
April	542	255
May	1,433	1,101
June	2,698	1,913
July	3,317	
August	5,133	
September	5,767	
October	6,530	
November	7,404	
December	8,587	
January	9,572	
February	10,742	
March	11,939	
April	12,266	
May	12,269	
June	12,273	

QUALITY

	Quantity	Base Number	Contract	AT	Region	England
% of FP17s for the same patient ID Re-attending within 3 months - Children	28	395	7.1%	11.8%	11.6%	12.0%
% of FP17s for the same patient ID Re-attending within 3 months - Adults	112	735	15.2%	16.4%	15.9%	16.0%
% of FP17s for the same patient ID Re-attending between 3 & 9 months - Children	273	395	69.1%	55.3%	60.4%	58.0%
% of FP17s for the same patient ID Re-attending between 3 & 9 months - Adults	508	735	69.1%	48.9%	52.3%	50.9%
% of FP17s for Band 1 Urgent Courses	66	1,000	6.6%	10.6%	9.5%	9.1%
% of FP17s Relating to Free Repair or Replacements	9	1,000	0.9%	0.6%	0.7%	0.8%
% of FP17s Relating to Continuations	13	1,000	1.3%	0.8%	1.0%	1.1%
% of Patients satisfied with the dentistry they have received	9	9	N/A	90.0%	91.9%	91.7%
% of Patients satisfied with the time they had to wait for an appointment	9	9	N/A	87.2%	88.0%	88.0%

* This is based on patients treated on this contract for their most recent course of treatment. Figures in italics indicate the base number of FP17s or Patient Questionnaire responses are less than 100. N/A is shown where the base number of responses is less than 10 during the period. % is calculated as Quantity/Base number*100

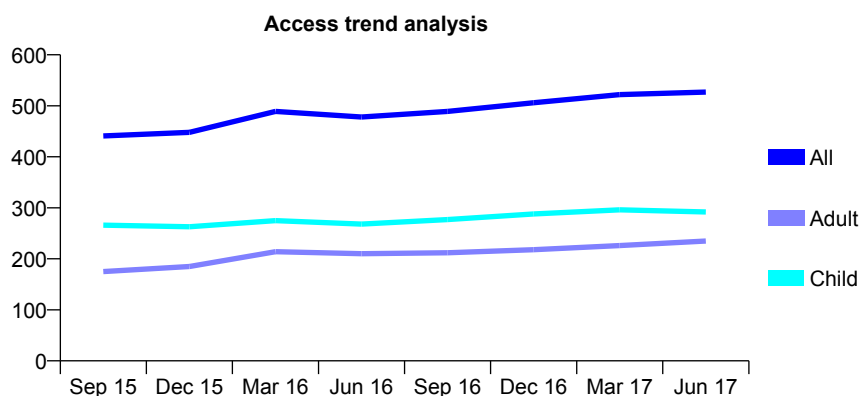
Q67 - Vital Signs At a Glance Contract Report for 270431/0001 - June 2017

Name or company name	MISS H VARAITCH
Contract type name	GDS Contract
Purpose of contract	General
Contract start date	01/02/2012
Contract end date	

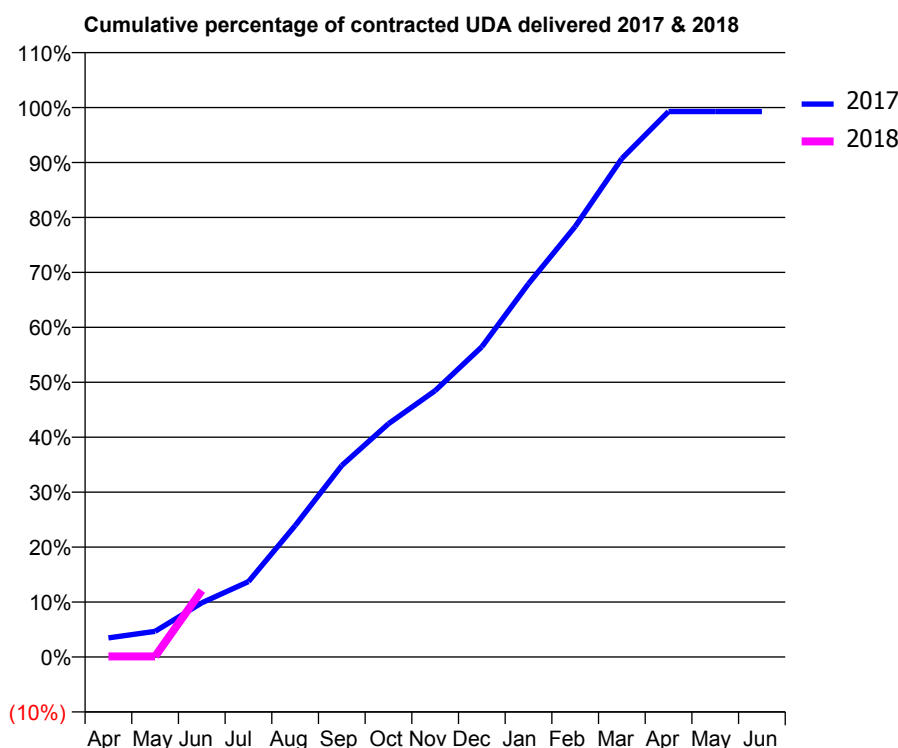
17/18 Contracted general activity (UDA)	1,953
Carry forward general activity (UDA)	0
17/18 Contracted orthodontic activity (UOA)	0
Carry forward orthodontic activity (UOA)	0
Baseline contract value	£47,751.62

ACCESS*

Patients seen in 24 months	Total	Change since previous quarter
Quarter ending June 2016	478	
Quarter ending September 2016	489	↑
Quarter ending December 2016	506	↑
Quarter ending March 2017	522	↑
Quarter ending June 2017	527	→
Variance since June 2016	10.3%	↑



ACTIVITY



Adjusted Scheduled Activity (UDA)		
Month	2017	2018
April	68	2
May	91	2
June	193	237
July	268	
August	467	
September	681	
October	829	
November	947	
December	1,103	
January	1,327	
February	1,530	
March	1,772	
April	1,939	
May	1,939	
June	1,939	

QUALITY

	Quantity	Base Number	Contract	AT	Region	England
% of FP17s for the same patient ID Re-attending within 3 months - Children	5	88	5.7%	11.8%	11.6%	12.0%
% of FP17s for the same patient ID Re-attending within 3 months - Adults	8	62	12.9%	16.4%	15.9%	16.0%
% of FP17s for the same patient ID Re-attending between 3 & 9 months - Children	61	88	69.3%	55.3%	60.4%	58.0%
% of FP17s for the same patient ID Re-attending between 3 & 9 months - Adults	33	62	53.2%	48.9%	52.3%	50.9%
% of FP17s for Band 1 Urgent Courses	13	106	12.3%	10.6%	9.5%	9.1%
% of FP17s Relating to Free Repair or Replacements	0	106	0.0%	0.6%	0.7%	0.8%
% of FP17s Relating to Continuations	0	106	0.0%	0.8%	1.0%	1.1%
% of Patients satisfied with the dentistry they have received	0	2	N/A	90.0%	91.9%	91.7%
% of Patients satisfied with the time they had to wait for an appointment	2	2	N/A	87.2%	88.0%	88.0%

* This is based on patients treated on this contract for their most recent course of treatment. Figures in italics indicate the base number of FP17s or Patient Questionnaire responses are less than 100. N/A is shown where the base number of responses is less than 10 during the period. % is calculated as Quantity/Base number*100

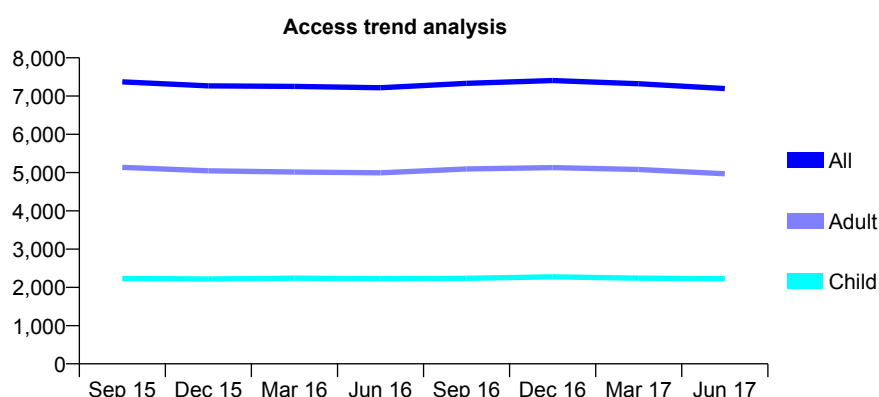
Q67 - Vital Signs At a Glance Contract Report for 279625/0002 - June 2017

Name or company name	MR BS SIDHU
Contract type name	GDS Contract
Purpose of contract	General
Contract start date	01/09/2009
Contract end date	

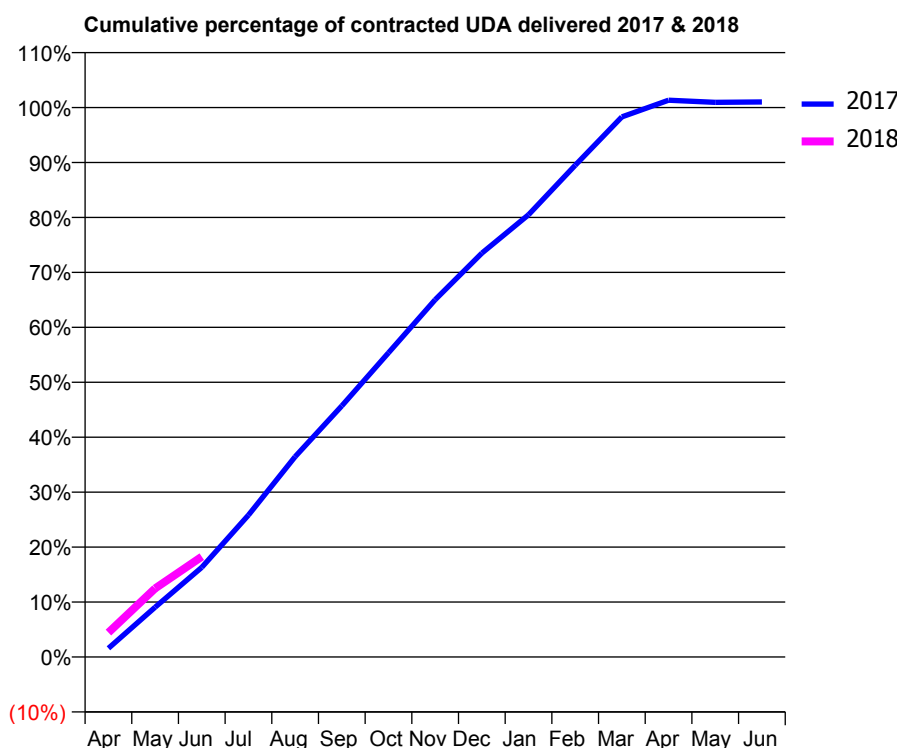
17/18 Contracted general activity (UDA)	21,684
Carry forward general activity (UDA)	0
17/18 Contracted orthodontic activity (UOA)	0
Carry forward orthodontic activity (UOA)	0
Baseline contract value	£505,117.10

ACCESS*

Patients seen in 24 months	Total	Change since previous quarter
Quarter ending June 2016	7,219	
Quarter ending September 2016	7,331	→
Quarter ending December 2016	7,407	→
Quarter ending March 2017	7,321	↓
Quarter ending June 2017	7,197	↓
Variance since June 2016	(0.3%)	→



ACTIVITY



Adjusted Scheduled Activity (UDA)		
Month	2017	2018
April	346	968
May	1,963	2,707
June	3,537	3,960
July	5,600	
August	7,905	
September	9,909	
October	12,006	
November	14,101	
December	15,937	
January	17,451	
February	19,405	
March	21,312	
April	21,970	
May	21,888	
June	21,903	

QUALITY

	Quantity	Base Number	Contract	AT	Region	England
% of FP17s for the same patient ID Re-attending within 3 months - Children	65	834	7.8%	11.8%	11.6%	12.0%
% of FP17s for the same patient ID Re-attending within 3 months - Adults	351	1,652	21.2%	16.4%	15.9%	16.0%
% of FP17s for the same patient ID Re-attending between 3 & 9 months - Children	563	834	67.5%	55.3%	60.4%	58.0%
% of FP17s for the same patient ID Re-attending between 3 & 9 months - Adults	884	1,652	53.5%	48.9%	52.3%	50.9%
% of FP17s for Band 1 Urgent Courses	254	2,132	11.9%	10.6%	9.5%	9.1%
% of FP17s Relating to Free Repair or Replacements	10	2,132	0.5%	0.6%	0.7%	0.8%
% of FP17s Relating to Continuations	33	2,132	1.5%	0.8%	1.0%	1.1%
% of Patients satisfied with the dentistry they have received	18	18	100.0%	90.0%	91.9%	91.7%
% of Patients satisfied with the time they had to wait for an appointment	18	18	100.0%	87.2%	88.0%	88.0%

* This is based on patients treated on this contract for their most recent course of treatment. Figures in italics indicate the base number of FP17s or Patient Questionnaire responses are less than 100. N/A is shown where the base number of responses is less than 10 during the period. % is calculated as Quantity/Base number*100

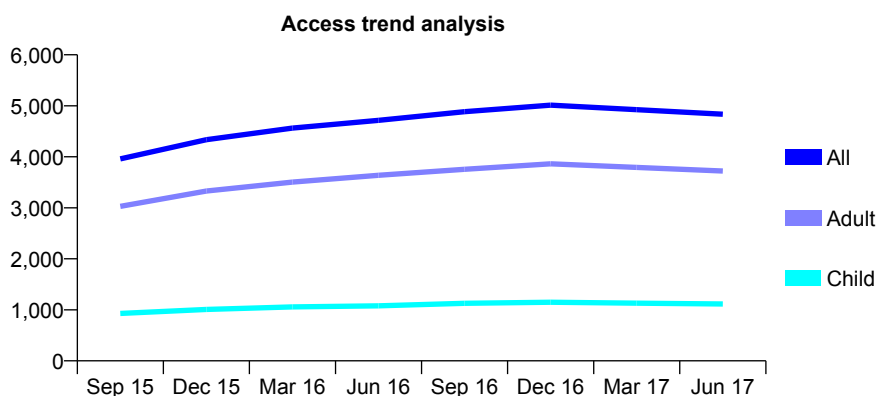
Q67 - Vital Signs At a Glance Contract Report for 280240/0001 - June 2017

Name or company name	MR SA BANVIR
Contract type name	GDS Contract
Purpose of contract	General
Contract start date	01/01/2015
Contract end date	

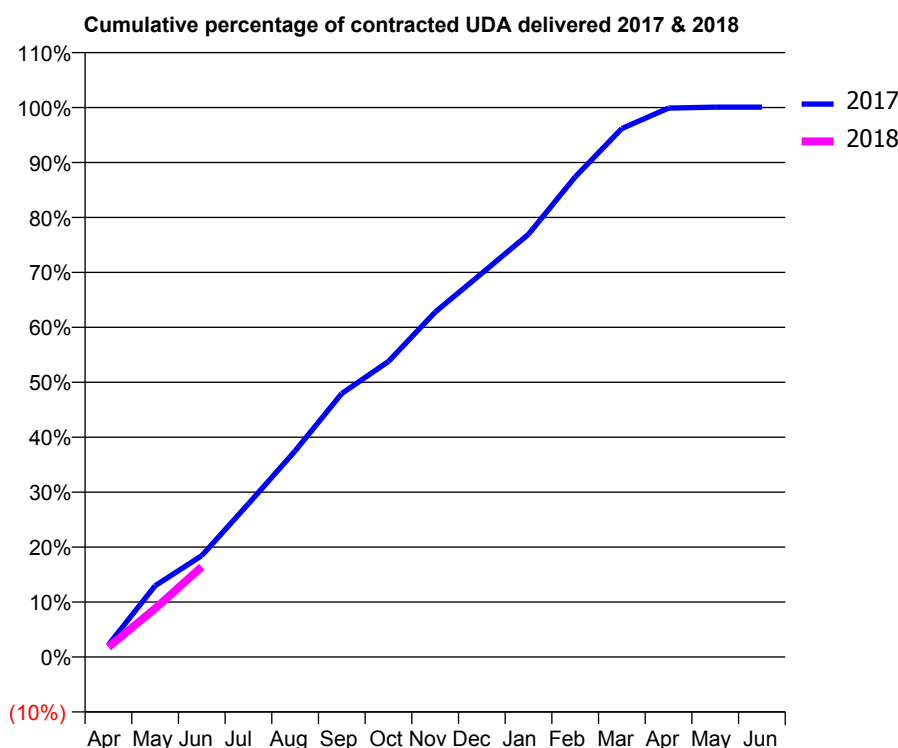
17/18 Contracted general activity (UDA)	16,057
Carry forward general activity (UDA)	0
17/18 Contracted orthodontic activity (UOA)	0
Carry forward orthodontic activity (UOA)	0
Baseline contract value	£409,463.57

ACCESS*

Patients seen in 24 months	Total	Change since previous quarter
Quarter ending June 2016	4,715	
Quarter ending September 2016	4,884	↑
Quarter ending December 2016	5,012	↑
Quarter ending March 2017	4,924	↓
Quarter ending June 2017	4,836	↓
Variance since June 2016	2.6%	↑



ACTIVITY



Adjusted Scheduled Activity (UDA)		
Month	2017	2018
April	356	291
May	2,084	1,415
June	2,964	2,638
July	4,481	
August	6,022	
September	7,703	
October	8,636	
November	10,079	
December	11,211	
January	12,354	
February	14,030	
March	15,444	
April	16,039	
May	16,066	
June	16,067	

QUALITY

	Quantity	Base Number	Contract	AT	Region	England
% of FP17s for the same patient ID Re-attending within 3 months - Children	36	360	10.0%	11.8%	11.6%	12.0%
% of FP17s for the same patient ID Re-attending within 3 months - Adults	305	1,357	22.5%	16.4%	15.9%	16.0%
% of FP17s for the same patient ID Re-attending between 3 & 9 months - Children	230	360	63.9%	55.3%	60.4%	58.0%
% of FP17s for the same patient ID Re-attending between 3 & 9 months - Adults	785	1,357	57.8%	48.9%	52.3%	50.9%
% of FP17s for Band 1 Urgent Courses	198	1,449	13.7%	10.6%	9.5%	9.1%
% of FP17s Relating to Free Repair or Replacements	13	1,449	0.9%	0.6%	0.7%	0.8%
% of FP17s Relating to Continuations	12	1,449	0.8%	0.8%	1.0%	1.1%
% of Patients satisfied with the dentistry they have received	25	28	89.3%	90.0%	91.9%	91.7%
% of Patients satisfied with the time they had to wait for an appointment	26	28	92.9%	87.2%	88.0%	88.0%

* This is based on patients treated on this contract for their most recent course of treatment. Figures in italics indicate the base number of FP17s or Patient Questionnaire responses are less than 100. N/A is shown where the base number of responses is less than 10 during the period. % is calculated as Quantity/Base number*100

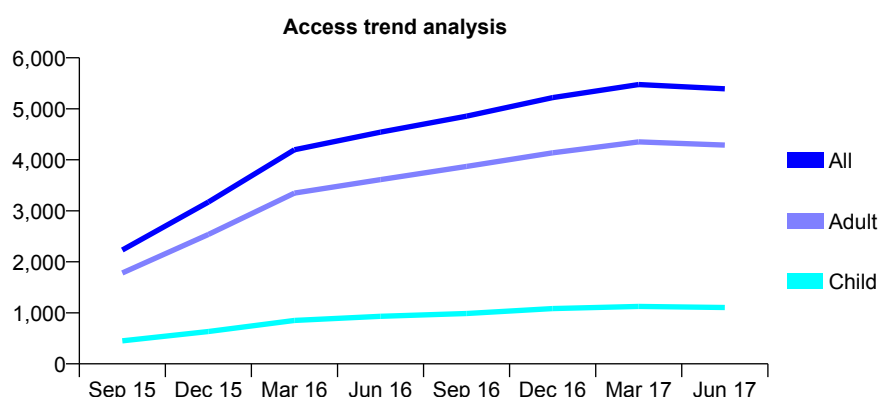
Q67 - Vital Signs At a Glance Contract Report for 281492/0001 - June 2017

Name or company name	MS C TULLURI
Contract type name	GDS Contract
Purpose of contract	General
Contract start date	12/03/2015
Contract end date	

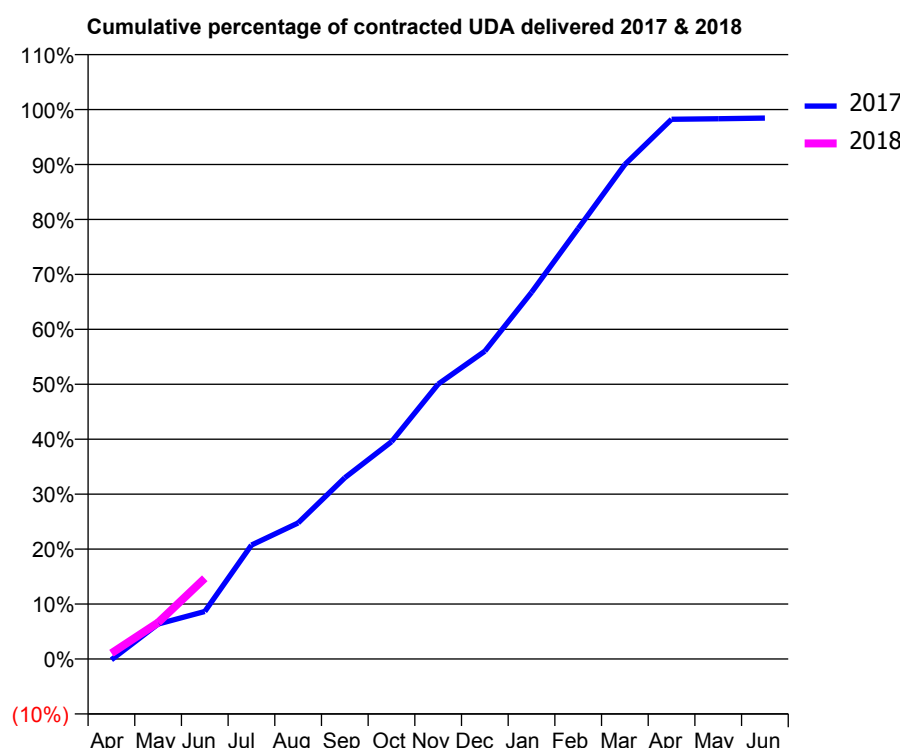
17/18 Contracted general activity (UDA)	12,653
Carry forward general activity (UDA)	0
17/18 Contracted orthodontic activity (UOA)	0
Carry forward orthodontic activity (UOA)	0
Baseline contract value	£309,370.84

ACCESS*

Patients seen in 24 months	Total	Change since previous quarter
Quarter ending June 2016	4,542	
Quarter ending September 2016	4,857	↑
Quarter ending December 2016	5,220	↑
Quarter ending March 2017	5,476	↑
Quarter ending June 2017	5,393	↓
Variance since June 2016	18.7%	↑



ACTIVITY



Adjusted Scheduled Activity (UDA)		
Month	2017	2018
April	-19	133
May	807	841
June	1,094	1,859
July	2,624	
August	3,134	
September	4,176	
October	5,003	
November	6,328	
December	7,088	
January	8,443	
February	9,912	
March	11,388	
April	12,427	
May	12,441	
June	12,454	

QUALITY

	Quantity	Base Number	Contract	AT	Region	England
% of FP17s for the same patient ID Re-attending within 3 months - Children	5	261	1.9%	11.8%	11.6%	12.0%
% of FP17s for the same patient ID Re-attending within 3 months - Adults	69	918	7.5%	16.4%	15.9%	16.0%
% of FP17s for the same patient ID Re-attending between 3 & 9 months - Children	82	261	31.4%	55.3%	60.4%	58.0%
% of FP17s for the same patient ID Re-attending between 3 & 9 months - Adults	289	918	31.5%	48.9%	52.3%	50.9%
% of FP17s for Band 1 Urgent Courses	59	816	7.2%	10.6%	9.5%	9.1%
% of FP17s Relating to Free Repair or Replacements	7	816	0.9%	0.6%	0.7%	0.8%
% of FP17s Relating to Continuations	0	816	0.0%	0.8%	1.0%	1.1%
% of Patients satisfied with the dentistry they have received	30	35	85.7%	90.0%	91.9%	91.7%
% of Patients satisfied with the time they had to wait for an appointment	31	35	88.6%	87.2%	88.0%	88.0%

* This is based on patients treated on this contract for their most recent course of treatment. Figures in italics indicate the base number of FP17s or Patient Questionnaire responses are less than 100. N/A is shown where the base number of responses is less than 10 during the period. % is calculated as Quantity/Base number*100

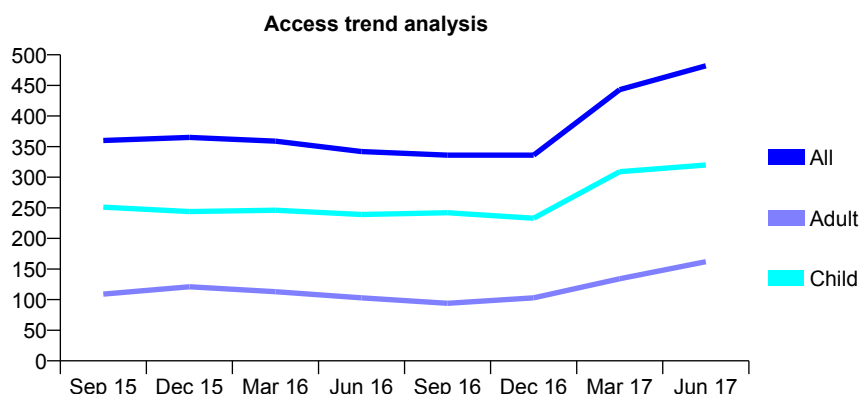
Q67 - Vital Signs At a Glance Contract Report for 300519/0002 - June 2017

Name or company name	MRS C LUPIN
Contract type name	GDS Contract
Purpose of contract	General
Contract start date	27/01/2010
Contract end date	

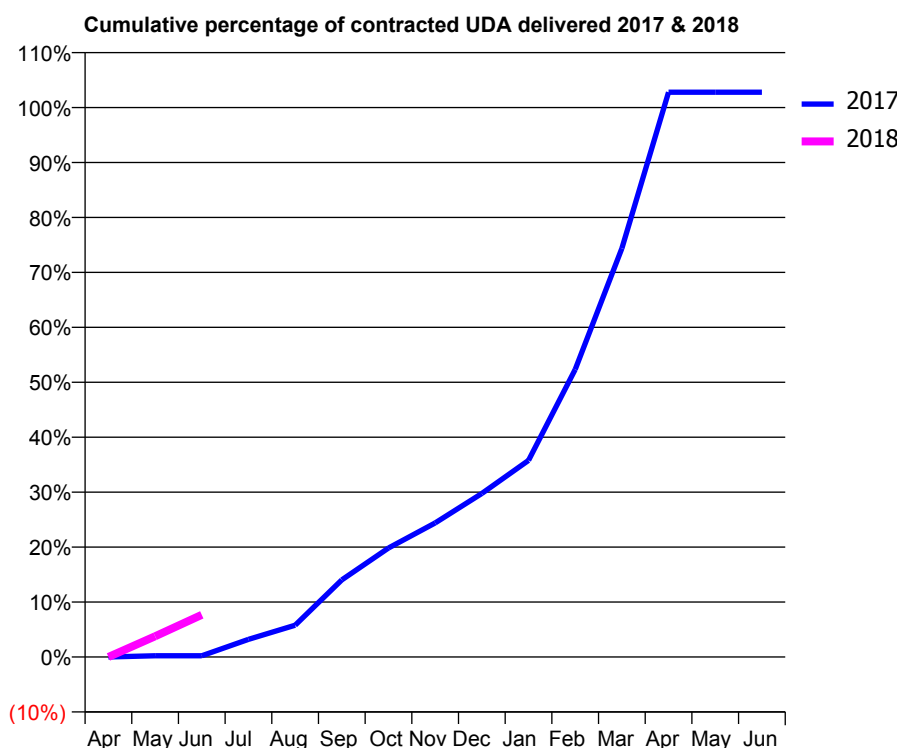
17/18 Contracted general activity (UDA)	900
Carry forward general activity (UDA)	0
17/18 Contracted orthodontic activity (UOA)	0
Carry forward orthodontic activity (UOA)	0
Baseline contract value	£20,542.83

ACCESS*

Patients seen in 24 months	Total	Change since previous quarter
Quarter ending June 2016	342	
Quarter ending September 2016	336	↓
Quarter ending December 2016	336	→
Quarter ending March 2017	443	↑
Quarter ending June 2017	482	↑
Variance since June 2016	40.9%	↑



ACTIVITY



Month	Adjusted Scheduled Activity (UDA)	
	2017	2018
April	0	0
May	2	34
June	2	69
July	29	
August	52	
September	126	
October	179	
November	220	
December	268	
January	322	
February	471	
March	669	
April	925	
May	925	
June	925	

QUALITY

	Quantity	Base Number	Contract	AT	Region	England
% of FP17s for the same patient ID Re-attending within 3 months - Children	5	101	5.0%	11.8%	11.6%	12.0%
% of FP17s for the same patient ID Re-attending within 3 months - Adults	2	43	4.7%	16.4%	15.9%	16.0%
% of FP17s for the same patient ID Re-attending between 3 & 9 months - Children	34	101	33.7%	55.3%	60.4%	58.0%
% of FP17s for the same patient ID Re-attending between 3 & 9 months - Adults	9	43	20.9%	48.9%	52.3%	50.9%
% of FP17s for Band 1 Urgent Courses	1	44	2.3%	10.6%	9.5%	9.1%
% of FP17s Relating to Free Repair or Replacements	0	44	0.0%	0.6%	0.7%	0.8%
% of FP17s Relating to Continuations	0	44	0.0%	0.8%	1.0%	1.1%
% of Patients satisfied with the dentistry they have received	1	1	N/A	90.0%	91.9%	91.7%
% of Patients satisfied with the time they had to wait for an appointment	1	1	N/A	87.2%	88.0%	88.0%

* This is based on patients treated on this contract for their most recent course of treatment. Figures in italics indicate the base number of FP17s or Patient Questionnaire responses are less than 100. N/A is shown where the base number of responses is less than 10 during the period. % is calculated as Quantity/Base number*100

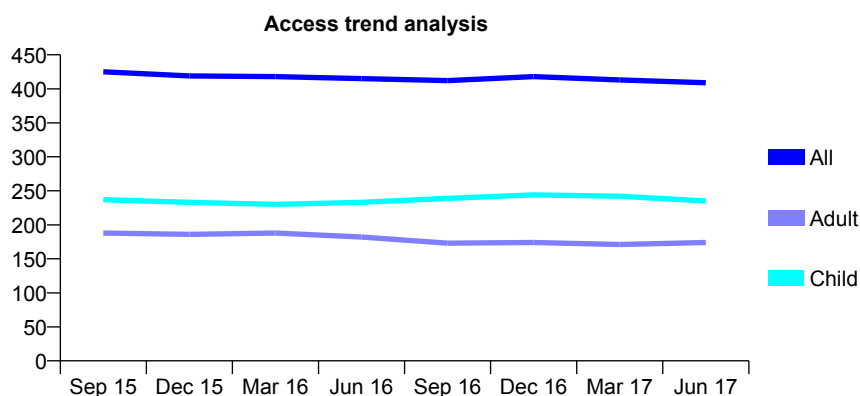
Q67 - Vital Signs At a Glance Contract Report for 308870/0001 - June 2017

Name or company name	Sea Street Dental
Contract type name	GDS Contract
Purpose of contract	General
Contract start date	01/04/2006
Contract end date	

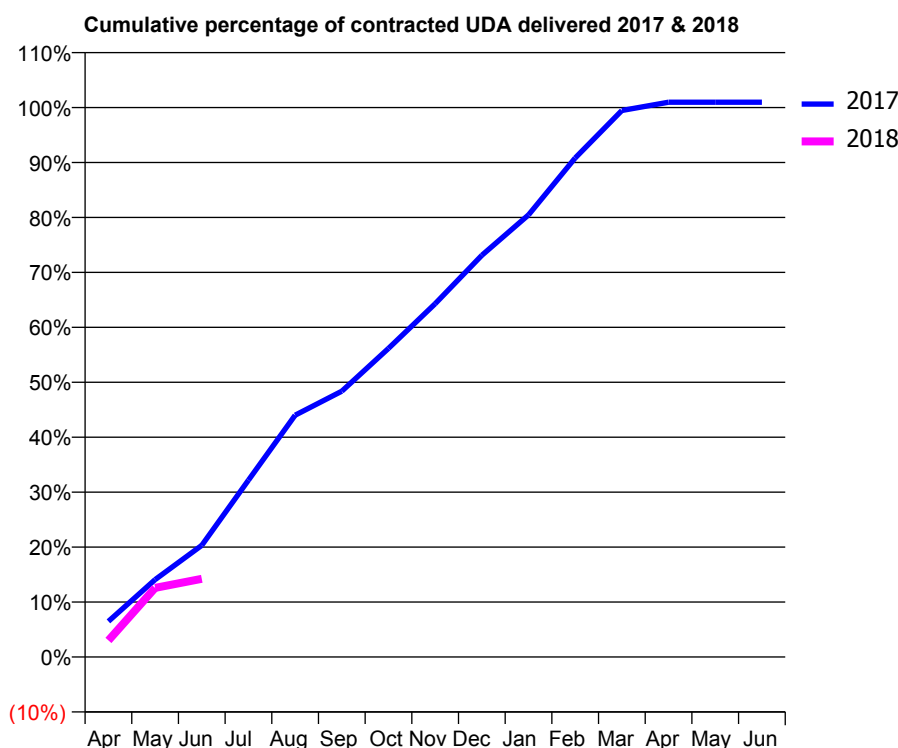
17/18 Contracted general activity (UDA)	1,400
Carry forward general activity (UDA)	0
17/18 Contracted orthodontic activity (UOA)	0
Carry forward orthodontic activity (UOA)	0
Baseline contract value	£31,556.42

ACCESS*

Patients seen in 24 months	Total	Change since previous quarter
Quarter ending June 2016	415	
Quarter ending September 2016	412	→
Quarter ending December 2016	418	→
Quarter ending March 2017	413	↓
Quarter ending June 2017	409	→
Variance since June 2016	(1.4%)	↓



ACTIVITY



Adjusted Scheduled Activity (UDA)		
Month	2017	2018
April	91	42
May	197	176
June	284	199
July	451	
August	616	
September	677	
October	786	
November	900	
December	1,023	
January	1,126	
February	1,271	
March	1,392	
April	1,414	
May	1,414	
June	1,414	

QUALITY

	Quantity	Base Number	Contract	AT	Region	England
% of FP17s for the same patient ID Re-attending within 3 months - Children	6	83	7.2%	11.8%	11.6%	12.0%
% of FP17s for the same patient ID Re-attending within 3 months - Adults	8	44	18.2%	16.4%	15.9%	16.0%
% of FP17s for the same patient ID Re-attending between 3 & 9 months - Children	66	83	79.5%	55.3%	60.4%	58.0%
% of FP17s for the same patient ID Re-attending between 3 & 9 months - Adults	27	44	61.4%	48.9%	52.3%	50.9%
% of FP17s for Band 1 Urgent Courses	1	116	0.9%	10.6%	9.5%	9.1%
% of FP17s Relating to Free Repair or Replacements	0	116	0.0%	0.6%	0.7%	0.8%
% of FP17s Relating to Continuations	0	116	0.0%	0.8%	1.0%	1.1%
% of Patients satisfied with the dentistry they have received	2	3	N/A	90.0%	91.9%	91.7%
% of Patients satisfied with the time they had to wait for an appointment	3	3	N/A	87.2%	88.0%	88.0%

* This is based on patients treated on this contract for their most recent course of treatment. Figures in italics indicate the base number of FP17s or Patient Questionnaire responses are less than 100. N/A is shown where the base number of responses is less than 10 during the period. % is calculated as Quantity/Base number*100

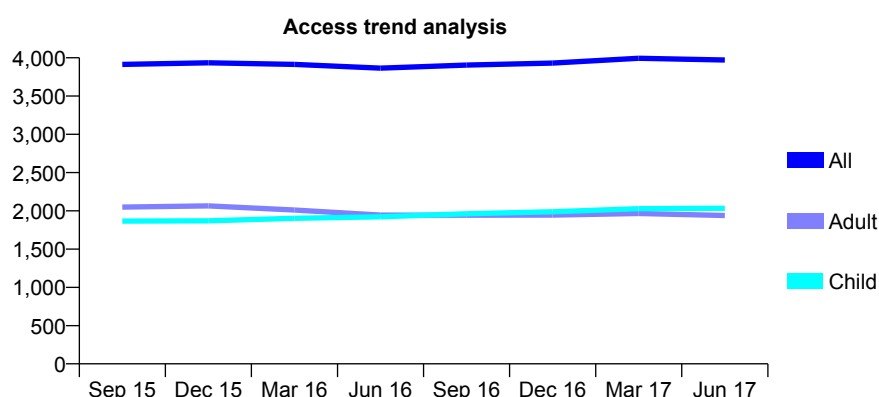
Q67 - Vital Signs At a Glance Contract Report for 317764/0004 - June 2017

Name or company name	Ashley Lupin & Associates Ltd
Contract type name	GDS Contract
Purpose of contract	General
Contract start date	29/03/2010
Contract end date	

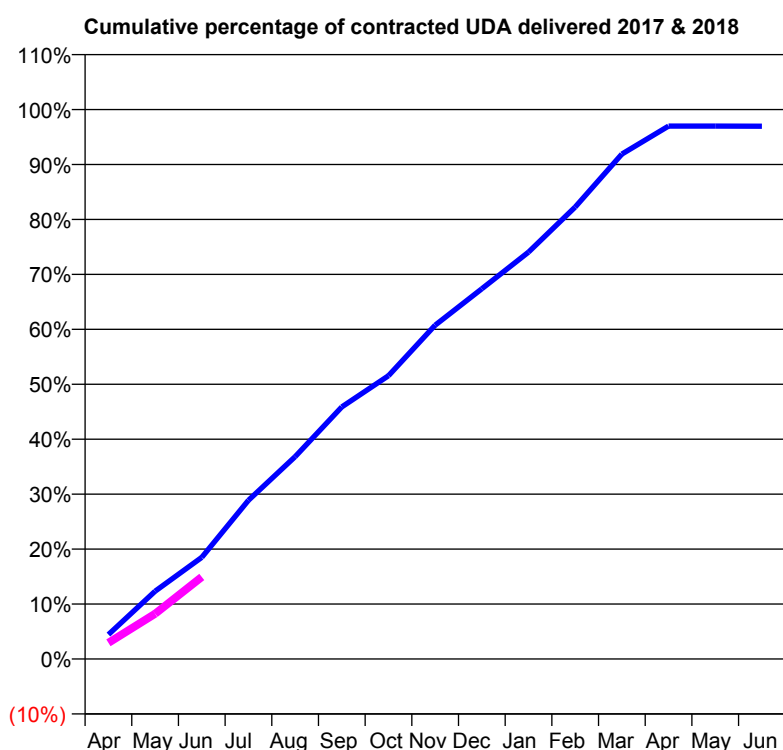
17/18 Contracted general activity (UDA)	16,144
Carry forward general activity (UDA)	0
17/18 Contracted orthodontic activity (UOA)	0
Carry forward orthodontic activity (UOA)	0
Baseline contract value	£399,064.85

ACCESS*

Patients seen in 24 months	Total	Change since previous quarter
Quarter ending June 2016	3,865	
Quarter ending September 2016	3,905	→
Quarter ending December 2016	3,932	→
Quarter ending March 2017	3,994	→
Quarter ending June 2017	3,972	→
Variance since June 2016	2.8%	↑



ACTIVITY



Adjusted Scheduled Activity (UDA)		
Month	2017	2018
April	720	477
May	1,991	1,329
June	2,989	2,410
July	4,663	
August	5,944	
September	7,408	
October	8,321	
November	9,809	
December	10,877	
January	11,953	
February	13,278	
March	14,833	
April	15,657	
May	15,655	
June	15,652	

QUALITY

	Quantity	Base Number	Contract	AT	Region	England
% of FP17s for the same patient ID Re-attending within 3 months - Children	91	649	14.0%	11.8%	11.6%	12.0%
% of FP17s for the same patient ID Re-attending within 3 months - Adults	157	522	30.1%	16.4%	15.9%	16.0%
% of FP17s for the same patient ID Re-attending between 3 & 9 months - Children	321	649	49.5%	55.3%	60.4%	58.0%
% of FP17s for the same patient ID Re-attending between 3 & 9 months - Adults	187	522	35.8%	48.9%	52.3%	50.9%
% of FP17s for Band 1 Urgent Courses	129	932	13.8%	10.6%	9.5%	9.1%
% of FP17s Relating to Free Repair or Replacements	0	932	0.0%	0.6%	0.7%	0.8%
% of FP17s Relating to Continuations	26	932	2.8%	0.8%	1.0%	1.1%
% of Patients satisfied with the dentistry they have received	5	8	N/A	90.0%	91.9%	91.7%
% of Patients satisfied with the time they had to wait for an appointment	8	8	N/A	87.2%	88.0%	88.0%

* This is based on patients treated on this contract for their most recent course of treatment. Figures in italics indicate the base number of FP17s or Patient Questionnaire responses are less than 100. N/A is shown where the base number of responses is less than 10 during the period. % is calculated as Quantity/Base number*100

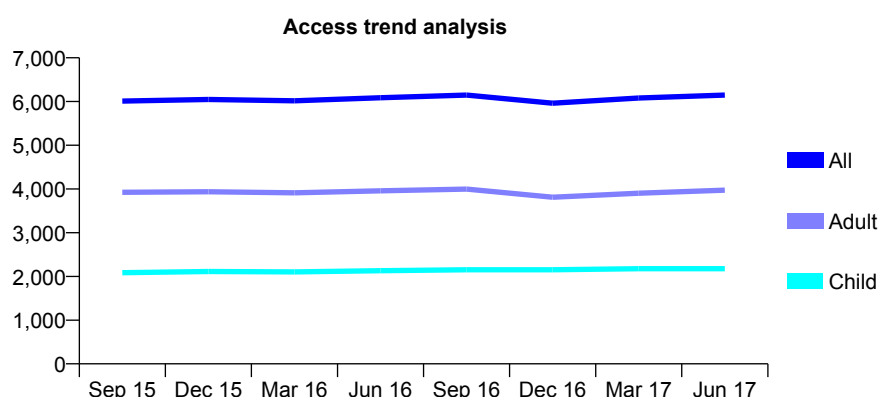
Q67 - Vital Signs At a Glance Contract Report for 318892/0002 - June 2017

Name or company name	MR DP BUSH
Contract type name	GDS Contract
Purpose of contract	General
Contract start date	01/11/2012
Contract end date	

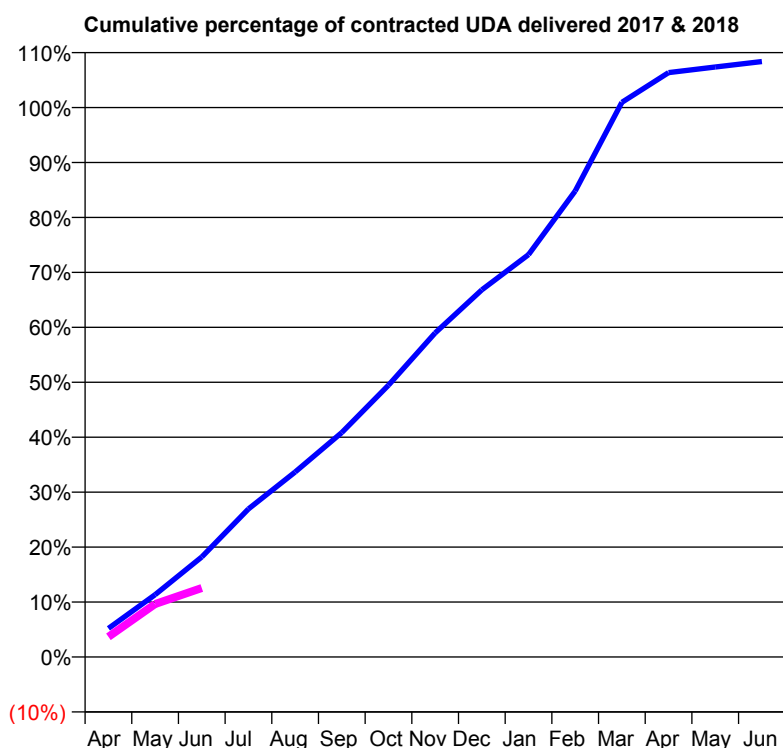
17/18 Contracted general activity (UDA)	14,293
Carry forward general activity (UDA)	0
17/18 Contracted orthodontic activity (UOA)	0
Carry forward orthodontic activity (UOA)	0
Baseline contract value	£349,469.51

ACCESS*

Patients seen in 24 months	Total	Change since previous quarter
Quarter ending June 2016	6,086	
Quarter ending September 2016	6,149	→
Quarter ending December 2016	5,962	↓
Quarter ending March 2017	6,080	→
Quarter ending June 2017	6,147	→
Variance since June 2016	1.0%	→



ACTIVITY



Adjusted Scheduled Activity (UDA)		
Month	2017	2018
April	743	524
May	1,620	1,380
June	2,602	1,794
July	3,851	
August	4,813	
September	5,840	
October	7,070	
November	8,431	
December	9,550	
January	10,468	
February	12,121	
March	14,427	
April	15,200	
May	15,345	
June	15,489	

QUALITY

	Quantity	Base Number	Contract	AT	Region	England
% of FP17s for the same patient ID Re-attending within 3 months - Children	39	559	7.0%	11.8%	11.6%	12.0%
% of FP17s for the same patient ID Re-attending within 3 months - Adults	98	829	11.8%	16.4%	15.9%	16.0%
% of FP17s for the same patient ID Re-attending between 3 & 9 months - Children	343	559	61.4%	55.3%	60.4%	58.0%
% of FP17s for the same patient ID Re-attending between 3 & 9 months - Adults	305	829	36.8%	48.9%	52.3%	50.9%
% of FP17s for Band 1 Urgent Courses	81	955	8.5%	10.6%	9.5%	9.1%
% of FP17s Relating to Free Repair or Replacements	2	955	0.2%	0.6%	0.7%	0.8%
% of FP17s Relating to Continuations	7	955	0.7%	0.8%	1.0%	1.1%
% of Patients satisfied with the dentistry they have received	16	17	94.1%	90.0%	91.9%	91.7%
% of Patients satisfied with the time they had to wait for an appointment	15	17	88.2%	87.2%	88.0%	88.0%

* This is based on patients treated on this contract for their most recent course of treatment. Figures in italics indicate the base number of FP17s or Patient Questionnaire responses are less than 100. N/A is shown where the base number of responses is less than 10 during the period. % is calculated as Quantity/Base number*100

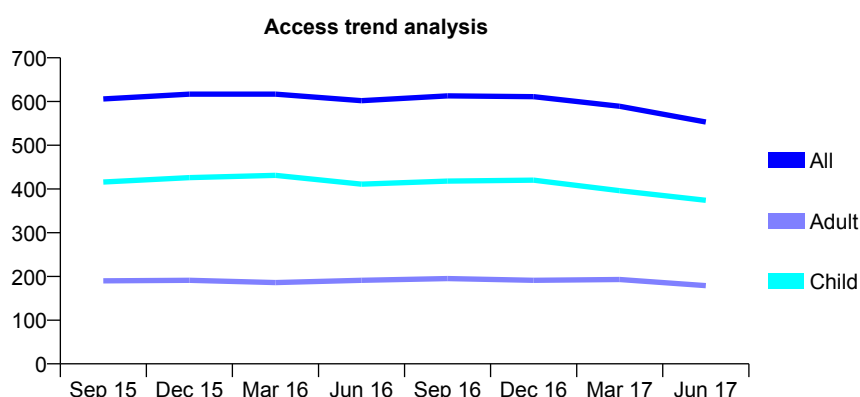
Q67 - Vital Signs At a Glance Contract Report for 319406/0001 - June 2017

Name or company name	MR DG CASEY
Contract type name	GDS Contract
Purpose of contract	General
Contract start date	01/04/2006
Contract end date	

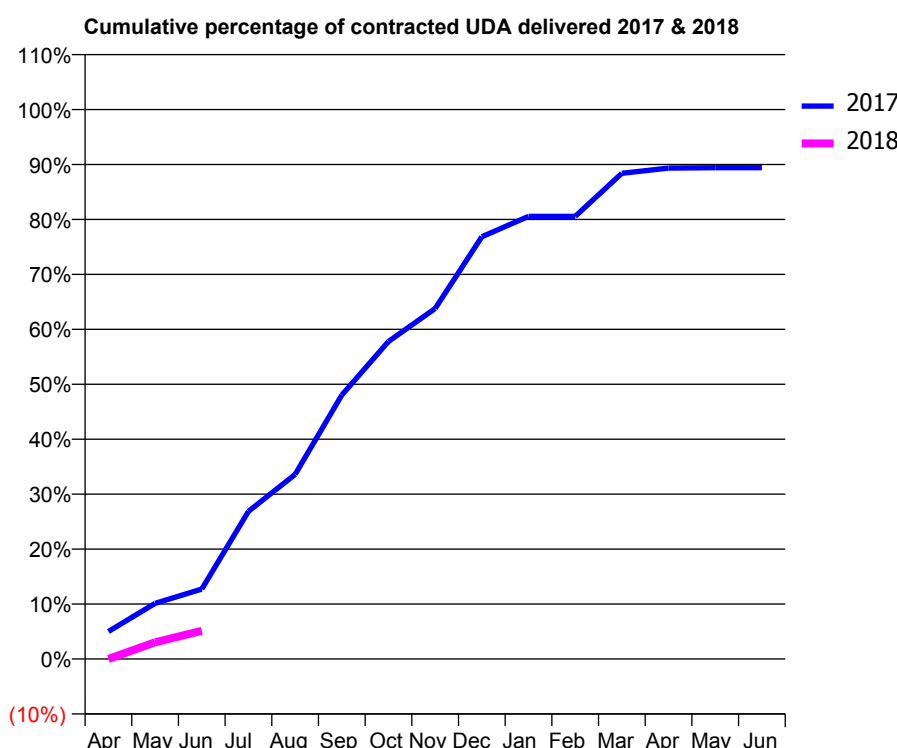
17/18 Contracted general activity (UDA)	1,400
Carry forward general activity (UDA)	0
17/18 Contracted orthodontic activity (UOA)	0
Carry forward orthodontic activity (UOA)	0
Baseline contract value	£34,230.55

ACCESS*

Patients seen in 24 months	Total	Change since previous quarter
Quarter ending June 2016	602	
Quarter ending September 2016	613	→
Quarter ending December 2016	611	→
Quarter ending March 2017	589	↓
Quarter ending June 2017	553	↓
Variance since June 2016	(8.1%)	↓



ACTIVITY



Adjusted Scheduled Activity (UDA)		
Month	2017	2018
April	70	0
May	142	43
June	178	72
July	376	
August	470	
September	673	
October	809	
November	893	
December	1,076	
January	1,128	
February	1,128	
March	1,238	
April	1,251	
May	1,252	
June	1,252	

QUALITY

	Quantity	Base Number	Contract	AT	Region	England
% of FP17s for the same patient ID Re-attending within 3 months - Children	5	42	11.9%	11.8%	11.6%	12.0%
% of FP17s for the same patient ID Re-attending within 3 months - Adults	3	12	25.0%	16.4%	15.9%	16.0%
% of FP17s for the same patient ID Re-attending between 3 & 9 months - Children	26	42	61.9%	55.3%	60.4%	58.0%
% of FP17s for the same patient ID Re-attending between 3 & 9 months - Adults	3	12	25.0%	48.9%	52.3%	50.9%
% of FP17s for Band 1 Urgent Courses	5	44	11.4%	10.6%	9.5%	9.1%
% of FP17s Relating to Free Repair or Replacements	0	44	0.0%	0.6%	0.7%	0.8%
% of FP17s Relating to Continuations	0	44	0.0%	0.8%	1.0%	1.1%
% of Patients satisfied with the dentistry they have received	0	0	N/A	90.0%	91.9%	91.7%
% of Patients satisfied with the time they had to wait for an appointment	0	0	N/A	87.2%	88.0%	88.0%

* This is based on patients treated on this contract for their most recent course of treatment. Figures in italics indicate the base number of FP17s or Patient Questionnaire responses are less than 100. N/A is shown where the base number of responses is less than 10 during the period. % is calculated as Quantity/Base number*100

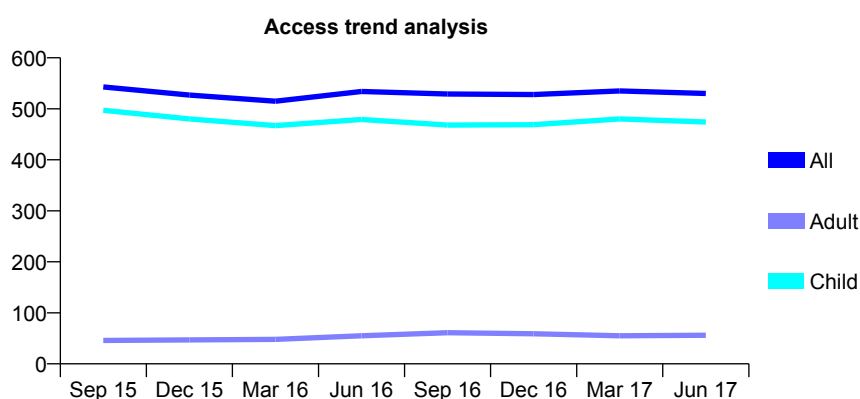
Q67 - Vital Signs At a Glance Contract Report for 319821/0001 - June 2017

Name or company name	MR PJ DENING
Contract type name	GDS Contract
Purpose of contract	General
Contract start date	01/04/2006
Contract end date	

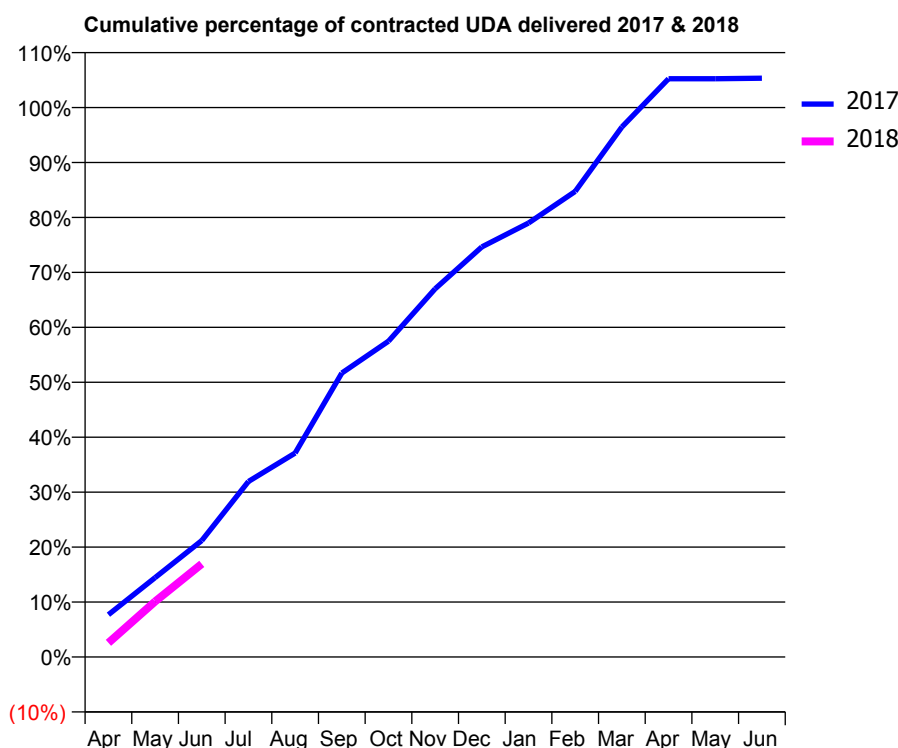
17/18 Contracted general activity (UDA)	1,042
Carry forward general activity (UDA)	0
17/18 Contracted orthodontic activity (UOA)	0
Carry forward orthodontic activity (UOA)	0
Baseline contract value	£23,154.42

ACCESS*

Patients seen in 24 months	Total	Change since previous quarter
Quarter ending June 2016	534	
Quarter ending September 2016	529	→
Quarter ending December 2016	528	→
Quarter ending March 2017	535	→
Quarter ending June 2017	530	→
Variance since June 2016	(0.7%)	→



ACTIVITY



Adjusted Scheduled Activity (UDA)		
Month	2017	2018
April	80	27
May	151	105
June	221	177
July	333	
August	387	
September	538	
October	599	
November	698	
December	778	
January	823	
February	883	
March	1,005	
April	1,097	
May	1,097	
June	1,098	

QUALITY

	Quantity	Base Number	Contract	AT	Region	England
% of FP17s for the same patient ID Re-attending within 3 months - Children	15	204	7.4%	11.8%	11.6%	12.0%
% of FP17s for the same patient ID Re-attending within 3 months - Adults	0	0	N/A	16.4%	15.9%	16.0%
% of FP17s for the same patient ID Re-attending between 3 & 9 months - Children	133	204	65.2%	55.3%	60.4%	58.0%
% of FP17s for the same patient ID Re-attending between 3 & 9 months - Adults	0	0	N/A	48.9%	52.3%	50.9%
% of FP17s for Band 1 Urgent Courses	3	130	2.3%	10.6%	9.5%	9.1%
% of FP17s Relating to Free Repair or Replacements	0	130	0.0%	0.6%	0.7%	0.8%
% of FP17s Relating to Continuations	0	130	0.0%	0.8%	1.0%	1.1%
% of Patients satisfied with the dentistry they have received	1	1	N/A	90.0%	91.9%	91.7%
% of Patients satisfied with the time they had to wait for an appointment	1	1	N/A	87.2%	88.0%	88.0%

* This is based on patients treated on this contract for their most recent course of treatment. Figures in italics indicate the base number of FP17s or Patient Questionnaire responses are less than 100. N/A is shown where the base number of responses is less than 10 during the period. % is calculated as Quantity/Base number*100

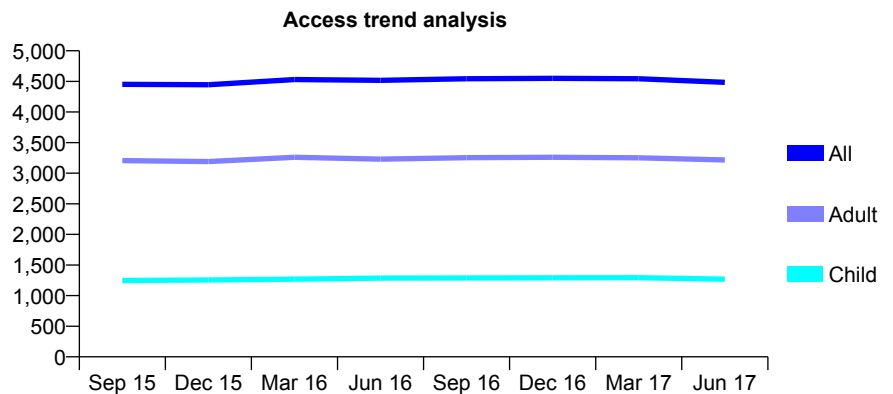
Q67 - Vital Signs At a Glance Contract Report for 320625/0001 - June 2017

Name or company name	Lenham Dental Surgery
Contract type name	GDS Contract
Purpose of contract	General
Contract start date	01/04/2006
Contract end date	

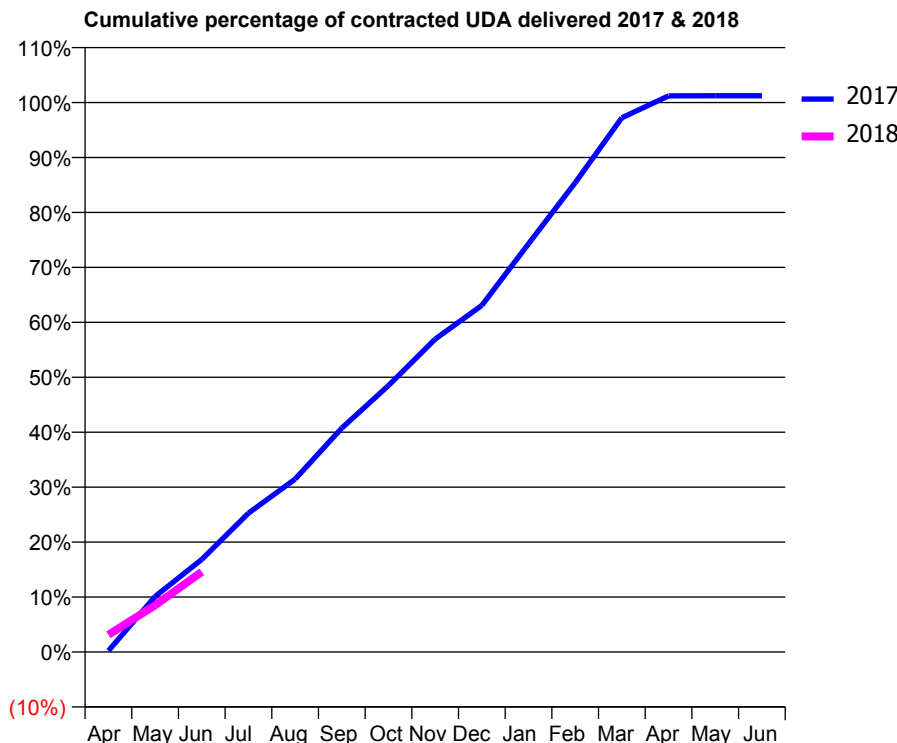
17/18 Contracted general activity (UDA)	16,902
Carry forward general activity (UDA)	0
17/18 Contracted orthodontic activity (UOA)	0
Carry forward orthodontic activity (UOA)	0
Baseline contract value	£413,260.55

ACCESS*

Patients seen in 24 months	Total	Change since previous quarter
Quarter ending June 2016	4,517	
Quarter ending September 2016	4,543	→
Quarter ending December 2016	4,551	→
Quarter ending March 2017	4,544	→
Quarter ending June 2017	4,484	↓
Variance since June 2016	(0.7%)	→



ACTIVITY



Month	Adjusted Scheduled Activity (UDA)	
	2017	2018
April	38	533
May	1,706	1,437
June	2,847	2,469
July	4,273	
August	5,317	
September	6,890	
October	8,196	
November	9,626	
December	10,664	
January	12,556	
February	14,434	
March	16,435	
April	17,107	
May	17,110	
June	17,110	

QUALITY

	Quantity	Base Number	Contract	AT	Region	England
% of FP17s for the same patient ID Re-attending within 3 months - Children	41	437	9.4%	11.8%	11.6%	12.0%
% of FP17s for the same patient ID Re-attending within 3 months - Adults	237	1,165	20.3%	16.4%	15.9%	16.0%
% of FP17s for the same patient ID Re-attending between 3 & 9 months - Children	253	437	57.9%	55.3%	60.4%	58.0%
% of FP17s for the same patient ID Re-attending between 3 & 9 months - Adults	693	1,165	59.5%	48.9%	52.3%	50.9%
% of FP17s for Band 1 Urgent Courses	125	1,324	9.4%	10.6%	9.5%	9.1%
% of FP17s Relating to Free Repair or Replacements	39	1,324	2.9%	0.6%	0.7%	0.8%
% of FP17s Relating to Continuations	23	1,324	1.7%	0.8%	1.0%	1.1%
% of Patients satisfied with the dentistry they have received	47	50	94.0%	90.0%	91.9%	91.7%
% of Patients satisfied with the time they had to wait for an appointment	48	50	96.0%	87.2%	88.0%	88.0%

* This is based on patients treated on this contract for their most recent course of treatment. Figures in italics indicate the base number of FP17s or Patient Questionnaire responses are less than 100. N/A is shown where the base number of responses is less than 10 during the period. % is calculated as Quantity/Base number*100

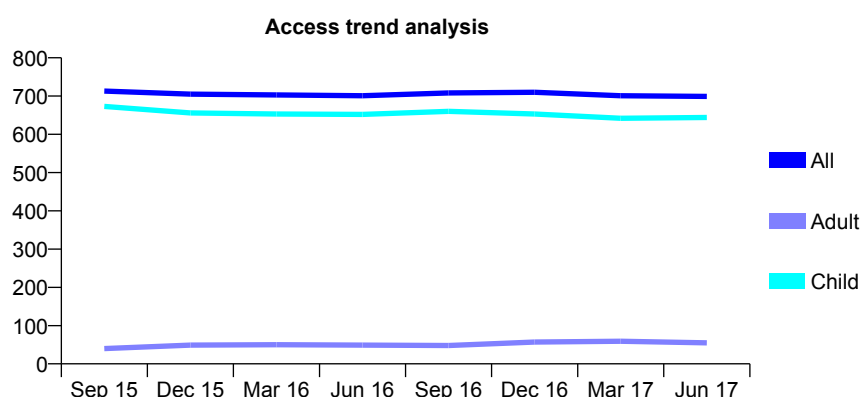
Q67 - Vital Signs At a Glance Contract Report for 330493/0001 - June 2017

Name or company name	MR CF GUNTER
Contract type name	GDS Contract
Purpose of contract	General
Contract start date	01/04/2006
Contract end date	

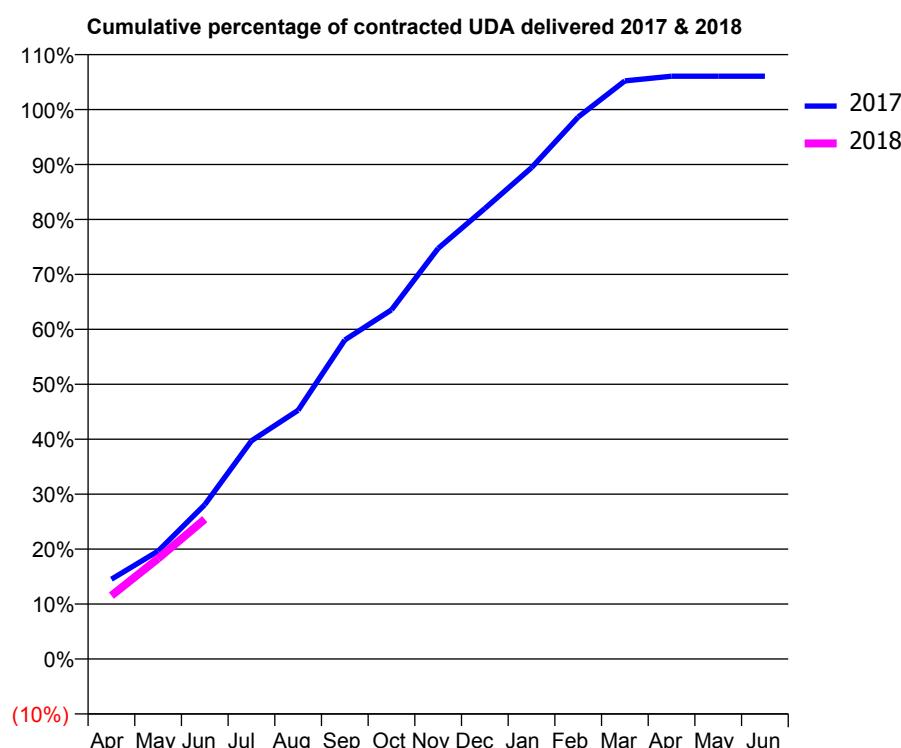
17/18 Contracted general activity (UDA)	1,171
Carry forward general activity (UDA)	0
17/18 Contracted orthodontic activity (UOA)	0
Carry forward orthodontic activity (UOA)	0
Baseline contract value	£28,631.42

ACCESS*

Patients seen in 24 months	Total	Change since previous quarter
Quarter ending June 2016	701	
Quarter ending September 2016	708	→
Quarter ending December 2016	710	→
Quarter ending March 2017	701	↓
Quarter ending June 2017	699	→
Variance since June 2016	(0.3%)	→



ACTIVITY



Adjusted Scheduled Activity (UDA)		
Month	2017	2018
April	170	135
May	230	214
June	329	298
July	465	
August	530	
September	680	
October	744	
November	875	
December	960	
January	1,047	
February	1,155	
March	1,232	
April	1,242	
May	1,242	
June	1,242	

QUALITY

	Quantity	Base Number	Contract	AT	Region	England
% of FP17s for the same patient ID Re-attending within 3 months - Children	7	258	2.7%	11.8%	11.6%	12.0%
% of FP17s for the same patient ID Re-attending within 3 months - Adults	0	0	N/A	16.4%	15.9%	16.0%
% of FP17s for the same patient ID Re-attending between 3 & 9 months - Children	176	258	68.2%	55.3%	60.4%	58.0%
% of FP17s for the same patient ID Re-attending between 3 & 9 months - Adults	0	0	N/A	48.9%	52.3%	50.9%
% of FP17s for Band 1 Urgent Courses	0	249	0.0%	10.6%	9.5%	9.1%
% of FP17s Relating to Free Repair or Replacements	0	249	0.0%	0.6%	0.7%	0.8%
% of FP17s Relating to Continuations	0	249	0.0%	0.8%	1.0%	1.1%
% of Patients satisfied with the dentistry they have received	1	1	N/A	90.0%	91.9%	91.7%
% of Patients satisfied with the time they had to wait for an appointment	0	1	N/A	87.2%	88.0%	88.0%

* This is based on patients treated on this contract for their most recent course of treatment. Figures in italics indicate the base number of FP17s or Patient Questionnaire responses are less than 100. N/A is shown where the base number of responses is less than 10 during the period. % is calculated as Quantity/Base number*100

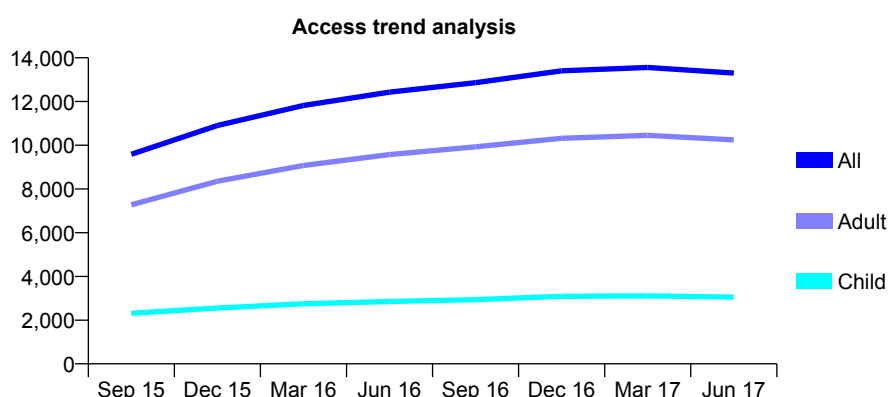
Q67 - Vital Signs At a Glance Contract Report for 330736/0018 - June 2017

Name or company name	MR N PATEL
Contract type name	GDS Contract
Purpose of contract	General and Orthodontic
Contract start date	01/01/2015
Contract end date	

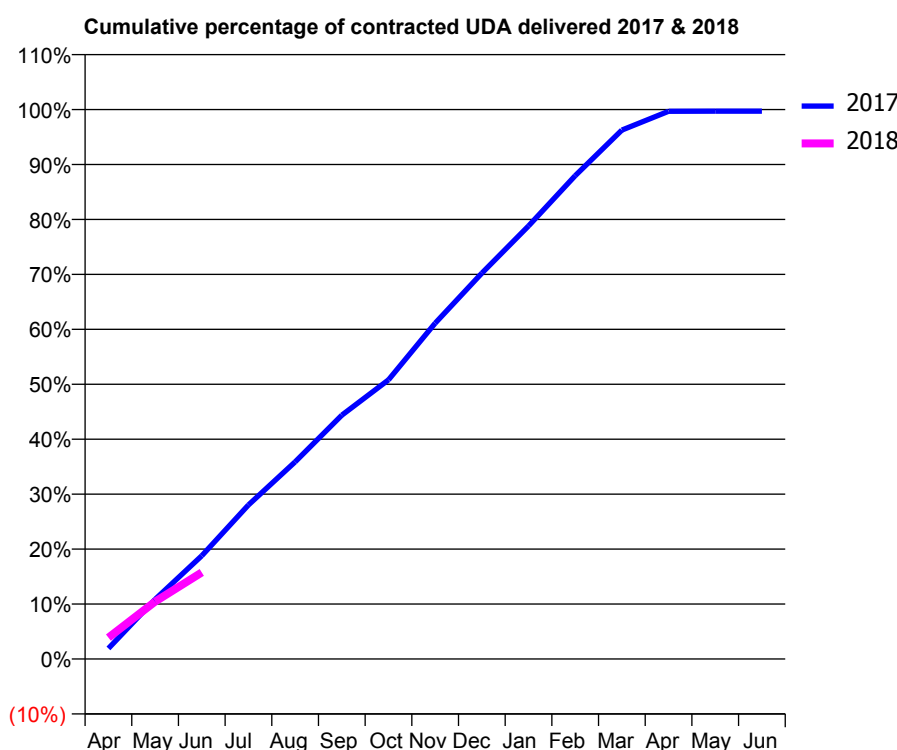
17/18 Contracted general activity (UDA)	38,100
Carry forward general activity (UDA)	0
17/18 Contracted orthodontic activity (UOA)	1,275
Carry forward orthodontic activity (UOA)	0
Baseline contract value	£986,612.82

ACCESS*

Patients seen in 24 months	Total	Change since previous quarter
Quarter ending June 2016	12,428	
Quarter ending September 2016	12,863	↑
Quarter ending December 2016	13,406	↑
Quarter ending March 2017	13,559	→
Quarter ending June 2017	13,299	↓
Variance since June 2016	7.0%	↑



ACTIVITY



Adjusted Scheduled Activity (UDA)		
Month	2017	2018
April	731	1,488
May	4,134	3,979
June	7,164	6,007
July	10,684	
August	13,668	
September	16,905	
October	19,356	
November	23,288	
December	26,754	
January	30,025	
February	33,507	
March	36,673	
April	37,980	
May	37,986	
June	37,989	

QUALITY

	Quantity	Base Number	Contract	AT	Region	England
% of FP17s for the same patient ID Re-attending within 3 months - Children	90	999	9.0%	11.8%	11.6%	12.0%
% of FP17s for the same patient ID Re-attending within 3 months - Adults	428	3,375	12.7%	16.4%	15.9%	16.0%
% of FP17s for the same patient ID Re-attending between 3 & 9 months - Children	695	999	69.6%	55.3%	60.4%	58.0%
% of FP17s for the same patient ID Re-attending between 3 & 9 months - Adults	2,361	3,375	70.0%	48.9%	52.3%	50.9%
% of FP17s for Band 1 Urgent Courses	335	3,616	9.3%	10.6%	9.5%	9.1%
% of FP17s Relating to Free Repair or Replacements	7	3,616	0.2%	0.6%	0.7%	0.8%
% of FP17s Relating to Continuations	2	3,616	0.1%	0.8%	1.0%	1.1%
% of Patients satisfied with the dentistry they have received	26	32	81.3%	90.0%	91.9%	91.7%
% of Patients satisfied with the time they had to wait for an appointment	31	32	96.9%	87.2%	88.0%	88.0%

* This is based on patients treated on this contract for their most recent course of treatment. Figures in italics indicate the base number of FP17s or Patient Questionnaire responses are less than 100. N/A is shown where the base number of responses is less than 10 during the period. % is calculated as Quantity/Base number*100

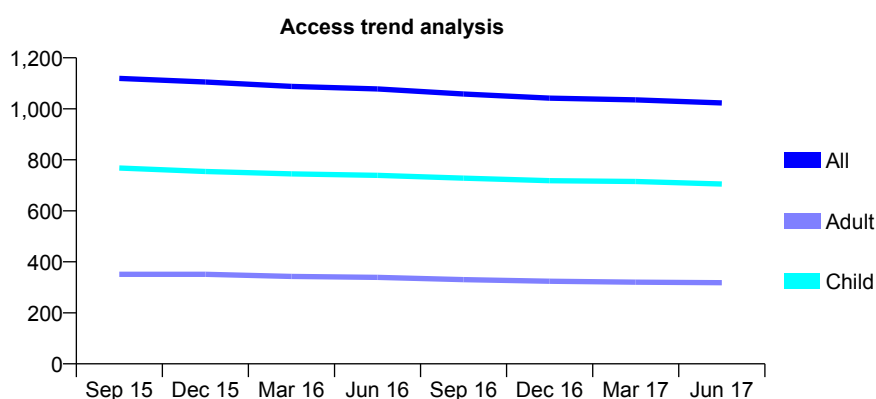
Q67 - Vital Signs At a Glance Contract Report for 331538/0001 - June 2017

Name or company name	MR SJ PATIENT
Contract type name	GDS Contract
Purpose of contract	General
Contract start date	01/04/2006
Contract end date	

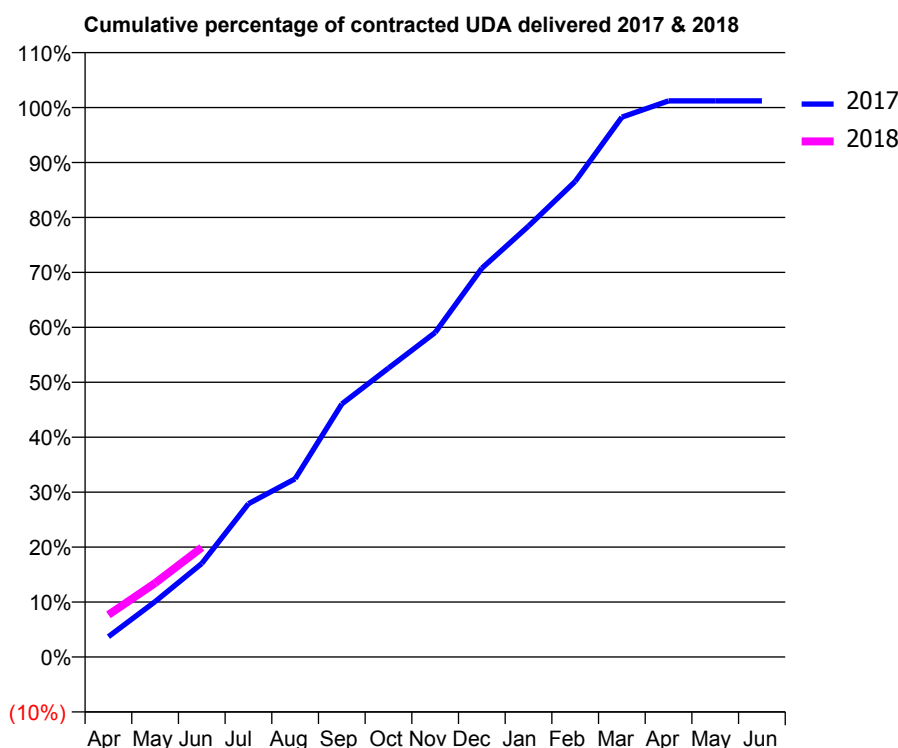
17/18 Contracted general activity (UDA)	1,842
Carry forward general activity (UDA)	0
17/18 Contracted orthodontic activity (UOA)	0
Carry forward orthodontic activity (UOA)	0
Baseline contract value	£46,367.80

ACCESS*

Patients seen in 24 months	Total	Change since previous quarter
Quarter ending June 2016	1,078	
Quarter ending September 2016	1,058	↓
Quarter ending December 2016	1,042	↓
Quarter ending March 2017	1,035	→
Quarter ending June 2017	1,023	↓
Variance since June 2016	(5.1%)	↓



ACTIVITY



Adjusted Scheduled Activity (UDA)		
Month	2017	2018
April	68	141
May	186	248
June	314	367
July	514	
August	597	
September	848	
October	968	
November	1,088	
December	1,303	
January	1,445	
February	1,594	
March	1,810	
April	1,864	
May	1,864	
June	1,864	

QUALITY

	Quantity	Base Number	Contract	AT	Region	England
% of FP17s for the same patient ID Re-attending within 3 months - Children	9	230	3.9%	11.8%	11.6%	12.0%
% of FP17s for the same patient ID Re-attending within 3 months - Adults	4	54	7.4%	16.4%	15.9%	16.0%
% of FP17s for the same patient ID Re-attending between 3 & 9 months - Children	122	230	53.0%	55.3%	60.4%	58.0%
% of FP17s for the same patient ID Re-attending between 3 & 9 months - Adults	16	54	29.6%	48.9%	52.3%	50.9%
% of FP17s for Band 1 Urgent Courses	12	247	4.9%	10.6%	9.5%	9.1%
% of FP17s Relating to Free Repair or Replacements	0	247	0.0%	0.6%	0.7%	0.8%
% of FP17s Relating to Continuations	0	247	0.0%	0.8%	1.0%	1.1%
% of Patients satisfied with the dentistry they have received	1	1	N/A	90.0%	91.9%	91.7%
% of Patients satisfied with the time they had to wait for an appointment	1	1	N/A	87.2%	88.0%	88.0%

* This is based on patients treated on this contract for their most recent course of treatment. Figures in italics indicate the base number of FP17s or Patient Questionnaire responses are less than 100. N/A is shown where the base number of responses is less than 10 during the period. % is calculated as Quantity/Base number*100

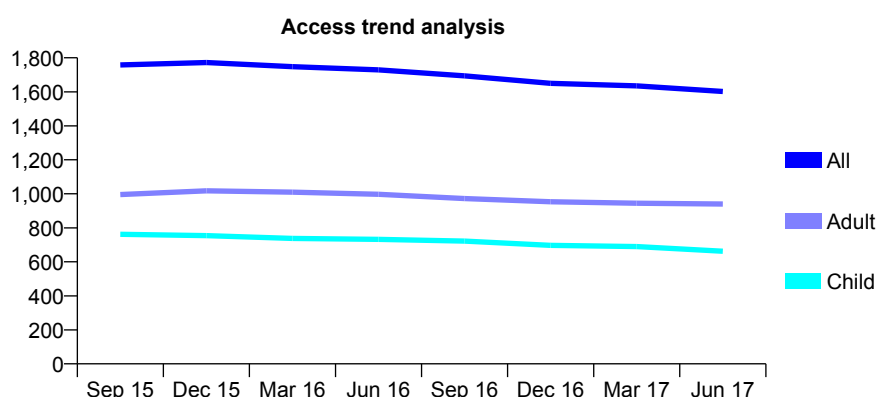
Q67 - Vital Signs At a Glance Contract Report for 332623/0001 - June 2017

Name or company name	MR RE BANKS
Contract type name	GDS Contract
Purpose of contract	General
Contract start date	01/04/2006
Contract end date	

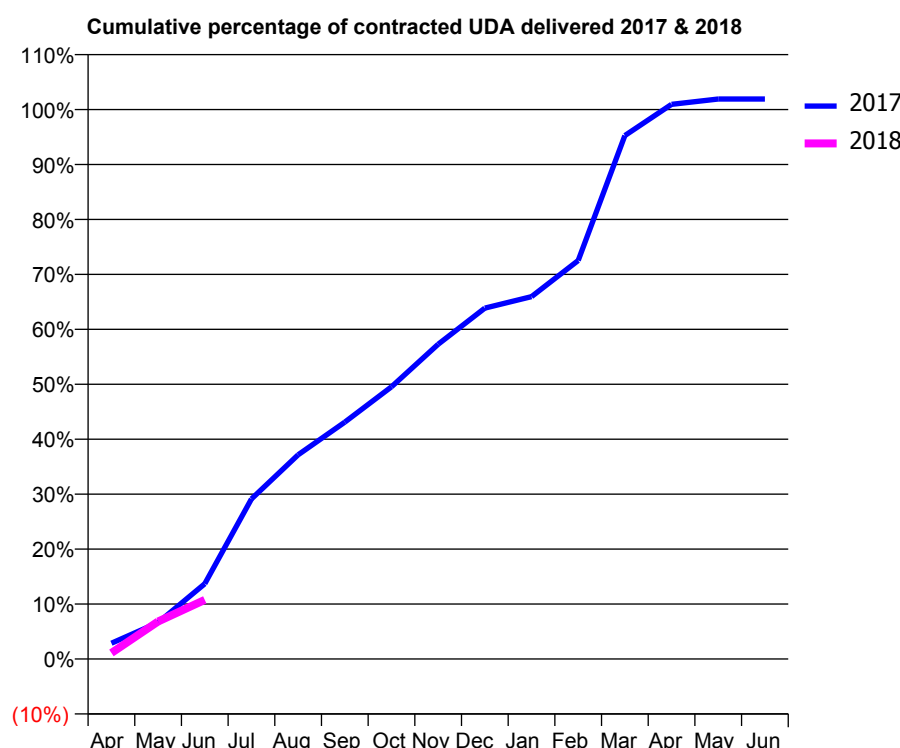
17/18 Contracted general activity (UDA)	4,000
Carry forward general activity (UDA)	0
17/18 Contracted orthodontic activity (UOA)	0
Carry forward orthodontic activity (UOA)	0
Baseline contract value	£96,941.79

ACCESS*

Patients seen in 24 months	Total	Change since previous quarter
Quarter ending June 2016	1,729	
Quarter ending September 2016	1,694	↓
Quarter ending December 2016	1,650	↓
Quarter ending March 2017	1,635	→
Quarter ending June 2017	1,602	↓
Variance since June 2016	(7.3%)	↓



ACTIVITY



Adjusted Scheduled Activity (UDA)		
Month	2017	2018
April	115	44
May	265	273
June	548	431
July	1,166	
August	1,486	
September	1,724	
October	1,981	
November	2,291	
December	2,554	
January	2,638	
February	2,901	
March	3,811	
April	4,037	
May	4,077	
June	4,077	

QUALITY

	Quantity	Base Number	Contract	AT	Region	England
% of FP17s for the same patient ID Re-attending within 3 months - Children	10	187	5.3%	11.8%	11.6%	12.0%
% of FP17s for the same patient ID Re-attending within 3 months - Adults	32	234	13.7%	16.4%	15.9%	16.0%
% of FP17s for the same patient ID Re-attending between 3 & 9 months - Children	118	187	63.1%	55.3%	60.4%	58.0%
% of FP17s for the same patient ID Re-attending between 3 & 9 months - Adults	133	234	56.8%	48.9%	52.3%	50.9%
% of FP17s for Band 1 Urgent Courses	33	316	10.4%	10.6%	9.5%	9.1%
% of FP17s Relating to Free Repair or Replacements	0	316	0.0%	0.6%	0.7%	0.8%
% of FP17s Relating to Continuations	1	316	0.3%	0.8%	1.0%	1.1%
% of Patients satisfied with the dentistry they have received	4	4	N/A	90.0%	91.9%	91.7%
% of Patients satisfied with the time they had to wait for an appointment	1	4	N/A	87.2%	88.0%	88.0%

* This is based on patients treated on this contract for their most recent course of treatment. Figures in italics indicate the base number of FP17s or Patient Questionnaire responses are less than 100. N/A is shown where the base number of responses is less than 10 during the period. % is calculated as Quantity/Base number*100

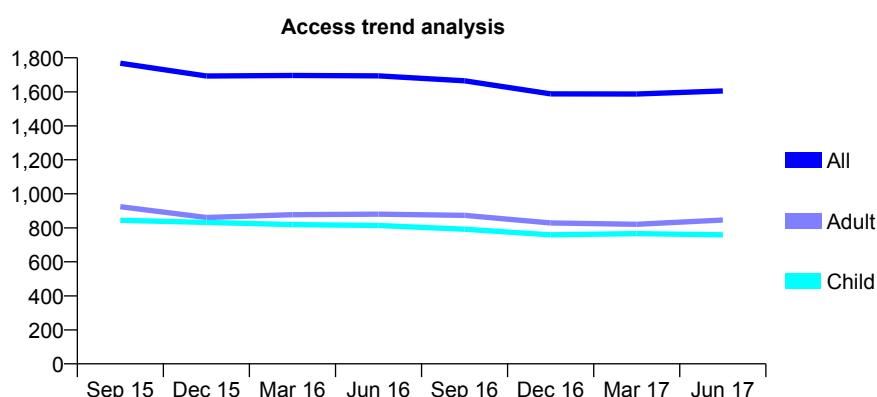
Q67 - Vital Signs At a Glance Contract Report for 333751/0001 - June 2017

Name or company name	MR J MEAKIN
Contract type name	GDS Contract
Purpose of contract	General
Contract start date	01/04/2006
Contract end date	

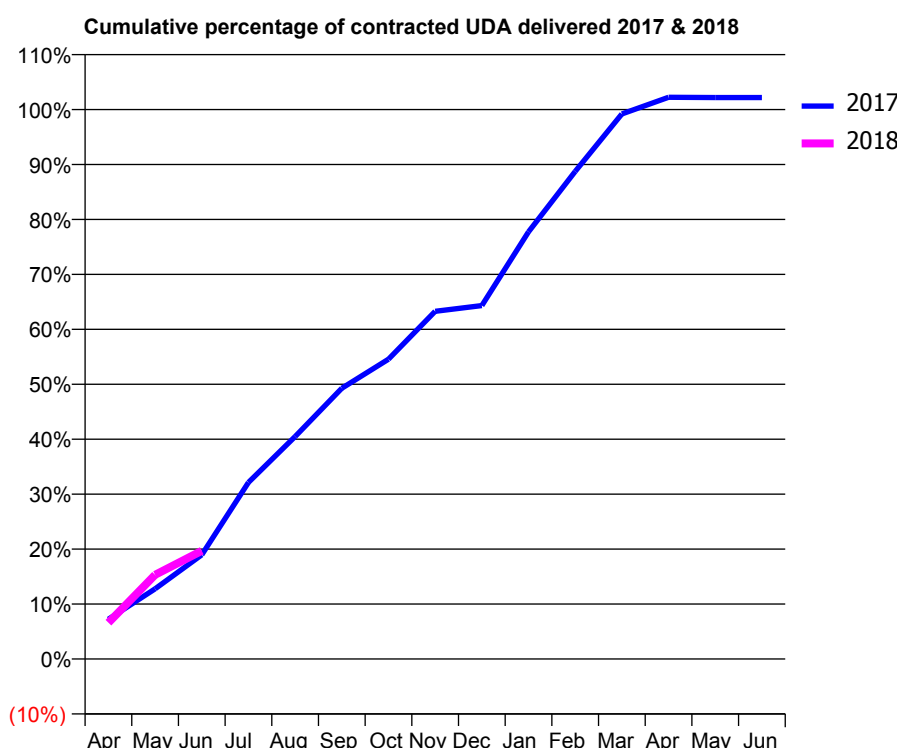
17/18 Contracted general activity (UDA)	2,211
Carry forward general activity (UDA)	0
17/18 Contracted orthodontic activity (UOA)	0
Carry forward orthodontic activity (UOA)	0
Baseline contract value	£49,140.99

ACCESS*

Patients seen in 24 months	Total	Change since previous quarter
Quarter ending June 2016	1,694	
Quarter ending September 2016	1,665	↓
Quarter ending December 2016	1,588	↓
Quarter ending March 2017	1,587	→
Quarter ending June 2017	1,605	→
Variance since June 2016	(5.3%)	↓



ACTIVITY



Adjusted Scheduled Activity (UDA)		
Month	2017	2018
April	160	146
May	282	339
June	419	435
July	711	
August	895	
September	1,090	
October	1,207	
November	1,399	
December	1,422	
January	1,719	
February	1,962	
March	2,193	
April	2,260	
May	2,259	
June	2,259	

QUALITY

	Quantity	Base Number	Contract	AT	Region	England
% of FP17s for the same patient ID Re-attending within 3 months - Children	14	227	6.2%	11.8%	11.6%	12.0%
% of FP17s for the same patient ID Re-attending within 3 months - Adults	23	172	13.4%	16.4%	15.9%	16.0%
% of FP17s for the same patient ID Re-attending between 3 & 9 months - Children	142	227	62.6%	55.3%	60.4%	58.0%
% of FP17s for the same patient ID Re-attending between 3 & 9 months - Adults	83	172	48.3%	48.9%	52.3%	50.9%
% of FP17s for Band 1 Urgent Courses	1	249	0.4%	10.6%	9.5%	9.1%
% of FP17s Relating to Free Repair or Replacements	0	249	0.0%	0.6%	0.7%	0.8%
% of FP17s Relating to Continuations	0	249	0.0%	0.8%	1.0%	1.1%
% of Patients satisfied with the dentistry they have received	3	3	N/A	90.0%	91.9%	91.7%
% of Patients satisfied with the time they had to wait for an appointment	3	3	N/A	87.2%	88.0%	88.0%

* This is based on patients treated on this contract for their most recent course of treatment. Figures in italics indicate the base number of FP17s or Patient Questionnaire responses are less than 100. N/A is shown where the base number of responses is less than 10 during the period. % is calculated as Quantity/Base number*100

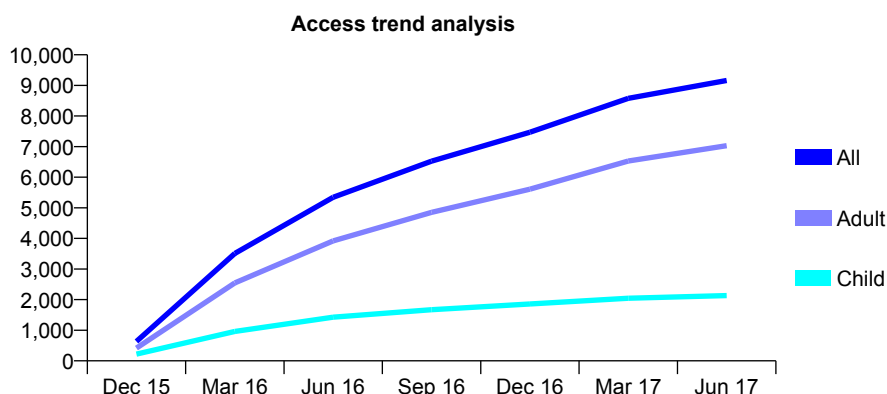
Q67 - Vital Signs At a Glance Contract Report for 339156/0003 - June 2017

Name or company name	MR N SAFDAR
Contract type name	GDS Contract
Purpose of contract	General
Contract start date	01/12/2015
Contract end date	

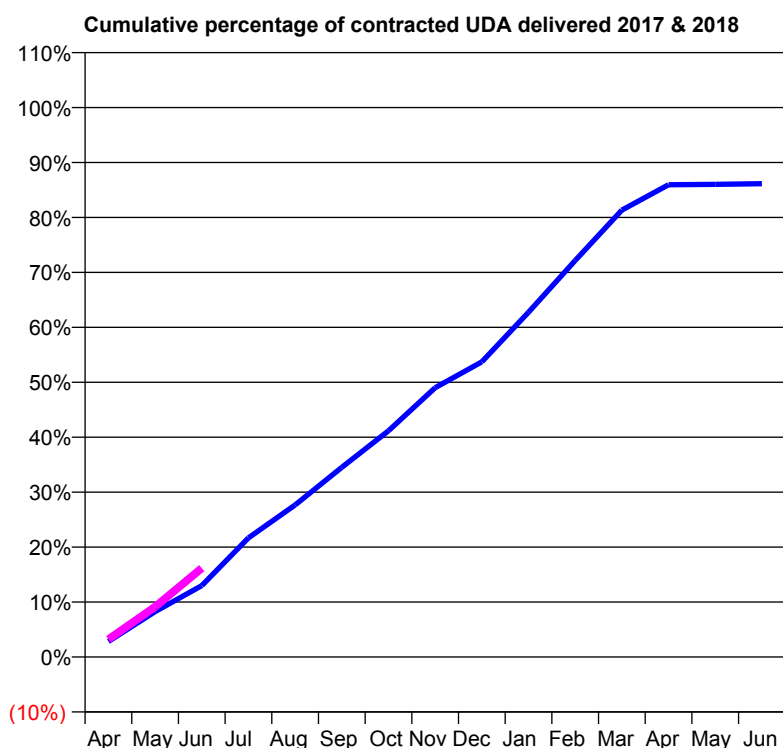
17/18 Contracted general activity (UDA)	28,422
Carry forward general activity (UDA)	0
17/18 Contracted orthodontic activity (UOA)	0
Carry forward orthodontic activity (UOA)	0
Baseline contract value	£631,693.35

ACCESS*

Patients seen in 24 months	Total	Change since previous quarter
Quarter ending June 2016	5,346	
Quarter ending September 2016	6,524	↑
Quarter ending December 2016	7,470	↑
Quarter ending March 2017	8,576	↑
Quarter ending June 2017	9,163	↑
Variance since June 2016	71.4%	↑



ACTIVITY



Adjusted Scheduled Activity (UDA)		
Month	2017	2018
April	807	911
May	2,351	2,596
June	3,695	4,599
July	6,166	
August	7,863	
September	9,814	
October	11,703	
November	13,930	
December	15,267	
January	17,831	
February	20,508	
March	23,113	
April	24,428	
May	24,448	
June	24,482	

QUALITY

	Quantity	Base Number	Contract	AT	Region	England
% of FP17s for the same patient ID Re-attending within 3 months - Children	44	694	6.3%	11.8%	11.6%	12.0%
% of FP17s for the same patient ID Re-attending within 3 months - Adults	348	2,111	16.5%	16.4%	15.9%	16.0%
% of FP17s for the same patient ID Re-attending between 3 & 9 months - Children	341	694	49.1%	55.3%	60.4%	58.0%
% of FP17s for the same patient ID Re-attending between 3 & 9 months - Adults	900	2,111	42.6%	48.9%	52.3%	50.9%
% of FP17s for Band 1 Urgent Courses	198	2,197	9.0%	10.6%	9.5%	9.1%
% of FP17s Relating to Free Repair or Replacements	22	2,197	1.0%	0.6%	0.7%	0.8%
% of FP17s Relating to Continuations	16	2,197	0.7%	0.8%	1.0%	1.1%
% of Patients satisfied with the dentistry they have received	18	18	100.0%	90.0%	91.9%	91.7%
% of Patients satisfied with the time they had to wait for an appointment	16	18	88.9%	87.2%	88.0%	88.0%

* This is based on patients treated on this contract for their most recent course of treatment. Figures in italics indicate the base number of FP17s or Patient Questionnaire responses are less than 100. N/A is shown where the base number of responses is less than 10 during the period. % is calculated as Quantity/Base number*100

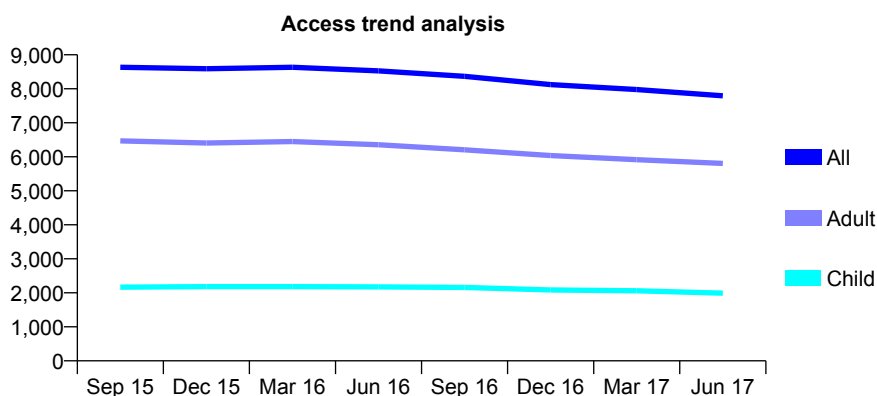
Q67 - Vital Signs At a Glance Contract Report for 339296/0001 - June 2017

Name or company name	Dr G Biant and Dr Anish Patel
Contract type name	GDS Contract
Purpose of contract	General
Contract start date	01/04/2006
Contract end date	

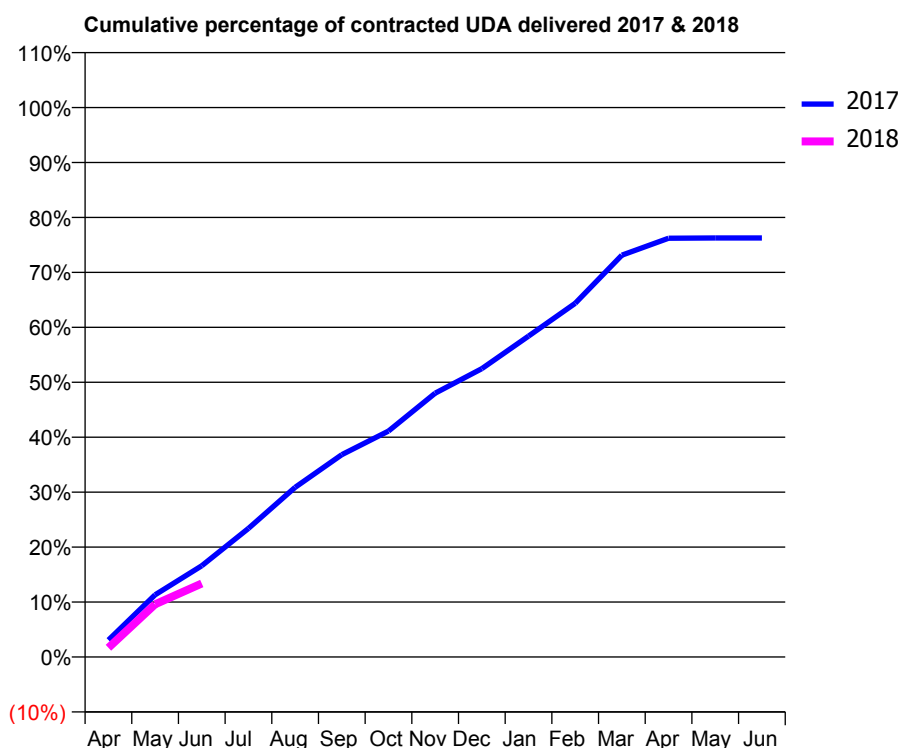
17/18 Contracted general activity (UDA)	24,152
Carry forward general activity (UDA)	0
17/18 Contracted orthodontic activity (UOA)	0
Carry forward orthodontic activity (UOA)	0
Baseline contract value	£561,577.73

ACCESS*

Patients seen in 24 months	Total	Change since previous quarter
Quarter ending June 2016	8,528	
Quarter ending September 2016	8,367	↓
Quarter ending December 2016	8,122	↓
Quarter ending March 2017	7,977	↓
Quarter ending June 2017	7,796	↓
Variance since June 2016	(8.6%)	↓



ACTIVITY



Adjusted Scheduled Activity (UDA)		
Month	2017	2018
April	746	408
May	2,735	2,318
June	4,014	3,231
July	5,656	
August	7,456	
September	8,896	
October	9,930	
November	11,598	
December	12,671	
January	14,104	
February	15,545	
March	17,664	
April	18,405	
May	18,417	
June	18,421	

QUALITY

	Quantity	Base Number	Contract	AT	Region	England
% of FP17s for the same patient ID Re-attending within 3 months - Children	32	577	5.5%	11.8%	11.6%	12.0%
% of FP17s for the same patient ID Re-attending within 3 months - Adults	209	1,626	12.9%	16.4%	15.9%	16.0%
% of FP17s for the same patient ID Re-attending between 3 & 9 months - Children	350	577	60.7%	55.3%	60.4%	58.0%
% of FP17s for the same patient ID Re-attending between 3 & 9 months - Adults	888	1,626	54.6%	48.9%	52.3%	50.9%
% of FP17s for Band 1 Urgent Courses	180	1,689	10.7%	10.6%	9.5%	9.1%
% of FP17s Relating to Free Repair or Replacements	3	1,689	0.2%	0.6%	0.7%	0.8%
% of FP17s Relating to Continuations	2	1,689	0.1%	0.8%	1.0%	1.1%
% of Patients satisfied with the dentistry they have received	12	14	85.7%	90.0%	91.9%	91.7%
% of Patients satisfied with the time they had to wait for an appointment	12	14	85.7%	87.2%	88.0%	88.0%

* This is based on patients treated on this contract for their most recent course of treatment. Figures in italics indicate the base number of FP17s or Patient Questionnaire responses are less than 100. N/A is shown where the base number of responses is less than 10 during the period. % is calculated as Quantity/Base number*100

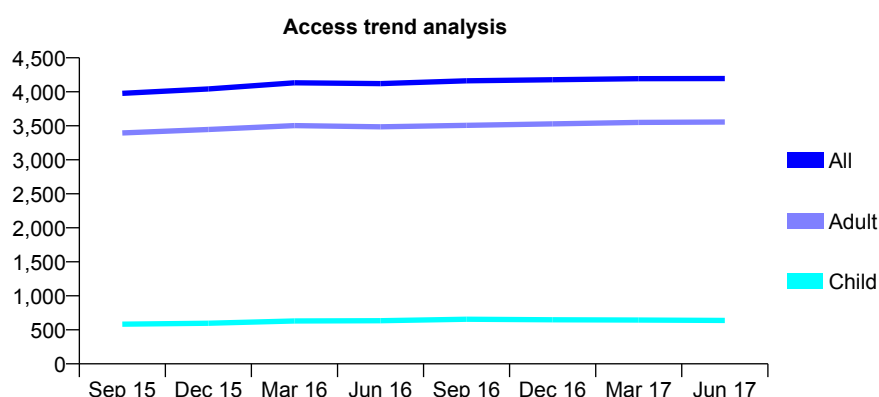
Q67 - Vital Signs At a Glance Contract Report for 340782/0001 - June 2017

Name or company name	MRS F HAGHI
Contract type name	GDS Contract
Purpose of contract	General
Contract start date	01/04/2006
Contract end date	

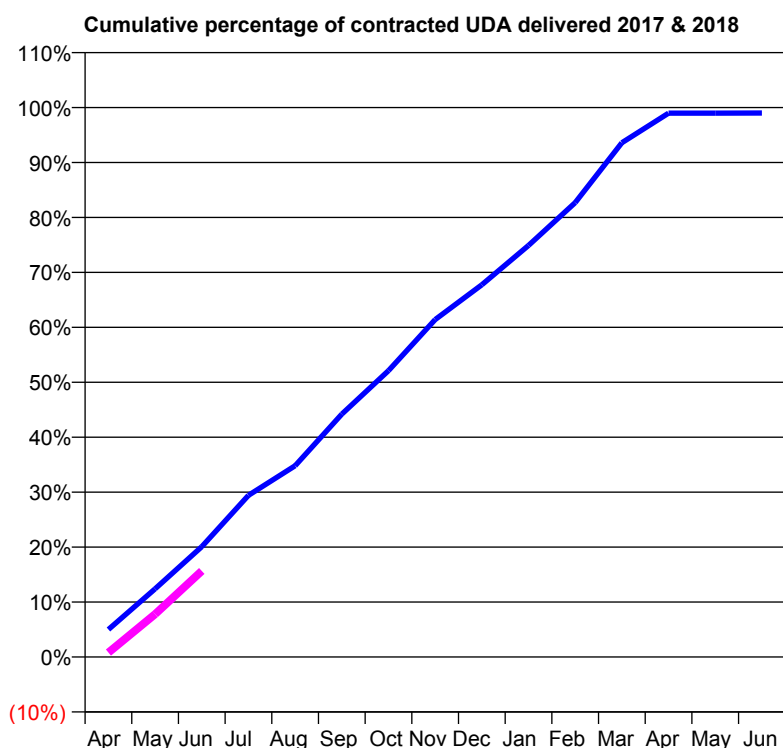
17/18 Contracted general activity (UDA)	13,363
Carry forward general activity (UDA)	0
17/18 Contracted orthodontic activity (UOA)	0
Carry forward orthodontic activity (UOA)	0
Baseline contract value	£297,003.27

ACCESS*

Patients seen in 24 months	Total	Change since previous quarter
Quarter ending June 2016	4,121	
Quarter ending September 2016	4,161	→
Quarter ending December 2016	4,178	→
Quarter ending March 2017	4,194	→
Quarter ending June 2017	4,195	→
Variance since June 2016	1.8%	→



ACTIVITY



Adjusted Scheduled Activity (UDA)		
Month	2017	2018
April	670	108
May	1,658	1,044
June	2,684	2,095
July	3,933	
August	4,653	
September	5,906	
October	6,964	
November	8,206	
December	9,053	
January	10,008	
February	11,050	
March	12,505	
April	13,227	
May	13,225	
June	13,229	

QUALITY

	Quantity	Base Number	Contract	AT	Region	England
% of FP17s for the same patient ID Re-attending within 3 months - Children	7	236	3.0%	11.8%	11.6%	12.0%
% of FP17s for the same patient ID Re-attending within 3 months - Adults	177	1,385	12.8%	16.4%	15.9%	16.0%
% of FP17s for the same patient ID Re-attending between 3 & 9 months - Children	165	236	69.9%	55.3%	60.4%	58.0%
% of FP17s for the same patient ID Re-attending between 3 & 9 months - Adults	997	1,385	72.0%	48.9%	52.3%	50.9%
% of FP17s for Band 1 Urgent Courses	58	1,235	4.7%	10.6%	9.5%	9.1%
% of FP17s Relating to Free Repair or Replacements	14	1,235	1.1%	0.6%	0.7%	0.8%
% of FP17s Relating to Continuations	13	1,235	1.1%	0.8%	1.0%	1.1%
% of Patients satisfied with the dentistry they have received	12	12	100.0%	90.0%	91.9%	91.7%
% of Patients satisfied with the time they had to wait for an appointment	11	12	91.7%	87.2%	88.0%	88.0%

* This is based on patients treated on this contract for their most recent course of treatment. Figures in italics indicate the base number of FP17s or Patient Questionnaire responses are less than 100. N/A is shown where the base number of responses is less than 10 during the period. % is calculated as Quantity/Base number*100

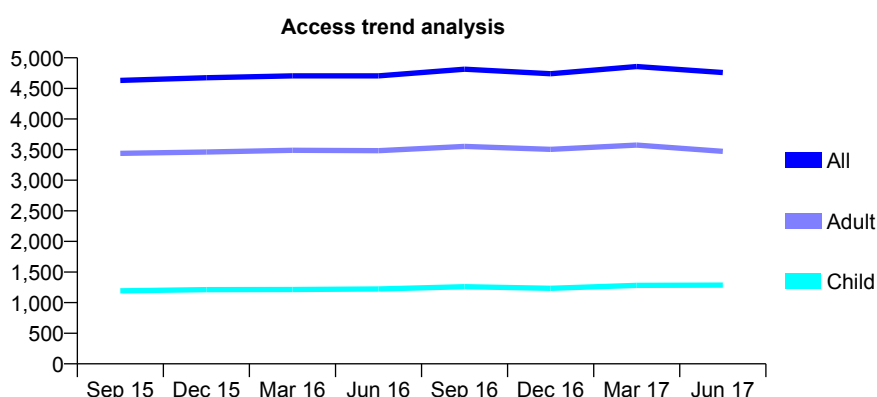
Q67 - Vital Signs At a Glance Contract Report for 342955/0001 - June 2017

Name or company name	Premier Dental Care
Contract type name	GDS Contract
Purpose of contract	General
Contract start date	01/04/2006
Contract end date	

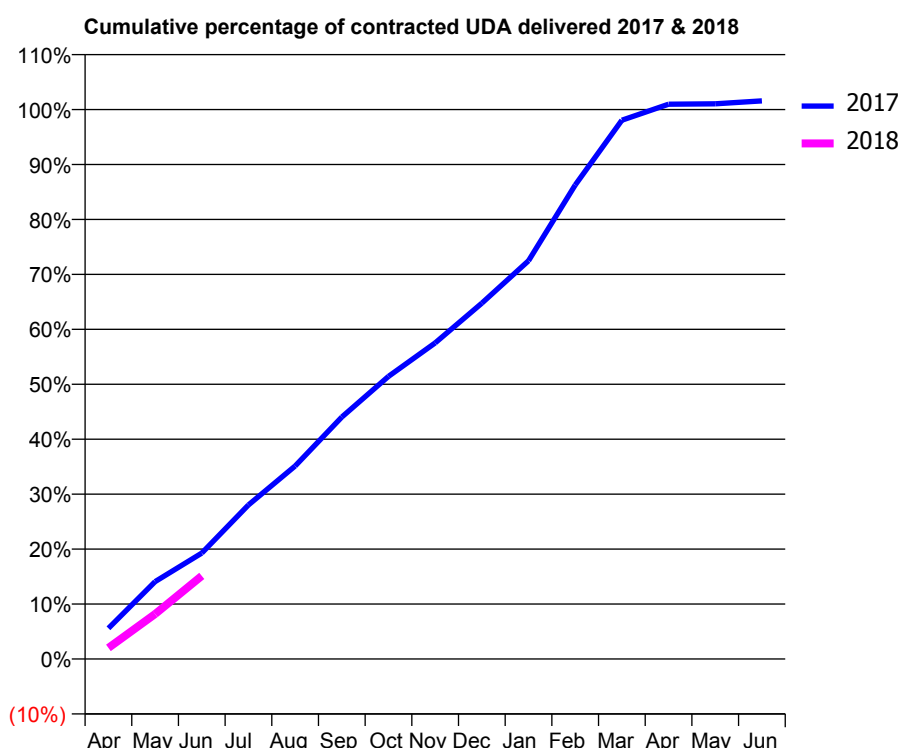
17/18 Contracted general activity (UDA)	15,500
Carry forward general activity (UDA)	0
17/18 Contracted orthodontic activity (UOA)	0
Carry forward orthodontic activity (UOA)	0
Baseline contract value	£383,225.38

ACCESS*

Patients seen in 24 months	Total	Change since previous quarter
Quarter ending June 2016	4,705	
Quarter ending September 2016	4,813	↑
Quarter ending December 2016	4,739	↓
Quarter ending March 2017	4,857	↑
Quarter ending June 2017	4,759	↓
Variance since June 2016	1.1%	→



ACTIVITY



Adjusted Scheduled Activity (UDA)		
Month	2017	2018
April	867	313
May	2,182	1,268
June	2,988	2,344
July	4,346	
August	5,445	
September	6,824	
October	7,974	
November	8,918	
December	10,038	
January	11,235	
February	13,370	
March	15,198	
April	15,648	
May	15,659	
June	15,745	

QUALITY

	Quantity	Base Number	Contract	AT	Region	England
% of FP17s for the same patient ID Re-attending within 3 months - Children	42	325	12.9%	11.8%	11.6%	12.0%
% of FP17s for the same patient ID Re-attending within 3 months - Adults	168	831	20.2%	16.4%	15.9%	16.0%
% of FP17s for the same patient ID Re-attending between 3 & 9 months - Children	147	325	45.2%	55.3%	60.4%	58.0%
% of FP17s for the same patient ID Re-attending between 3 & 9 months - Adults	412	831	49.6%	48.9%	52.3%	50.9%
% of FP17s for Band 1 Urgent Courses	119	949	12.5%	10.6%	9.5%	9.1%
% of FP17s Relating to Free Repair or Replacements	8	949	0.8%	0.6%	0.7%	0.8%
% of FP17s Relating to Continuations	5	949	0.5%	0.8%	1.0%	1.1%
% of Patients satisfied with the dentistry they have received	9	10	90.0%	90.0%	91.9%	91.7%
% of Patients satisfied with the time they had to wait for an appointment	6	10	60.0%	87.2%	88.0%	88.0%

* This is based on patients treated on this contract for their most recent course of treatment. Figures in italics indicate the base number of FP17s or Patient Questionnaire responses are less than 100. N/A is shown where the base number of responses is less than 10 during the period. % is calculated as Quantity/Base number*100

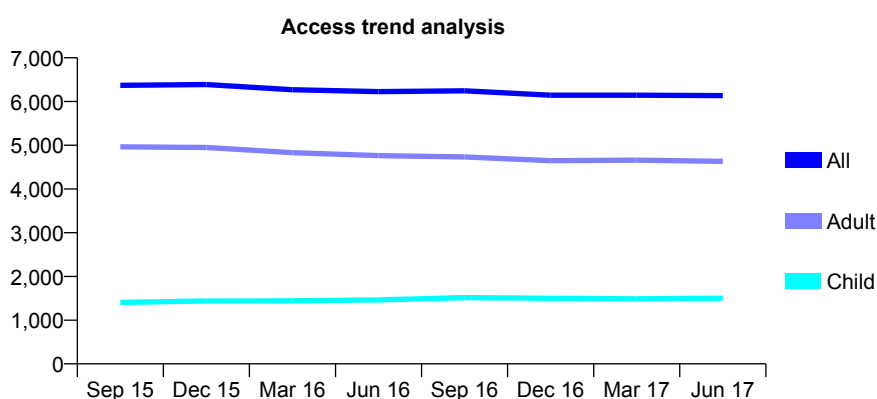
Q67 - Vital Signs At a Glance Contract Report for 343064/0001 - June 2017

Name or company name	MISS R FATHI SAFFAR
Contract type name	GDS Contract
Purpose of contract	General
Contract start date	01/04/2006
Contract end date	

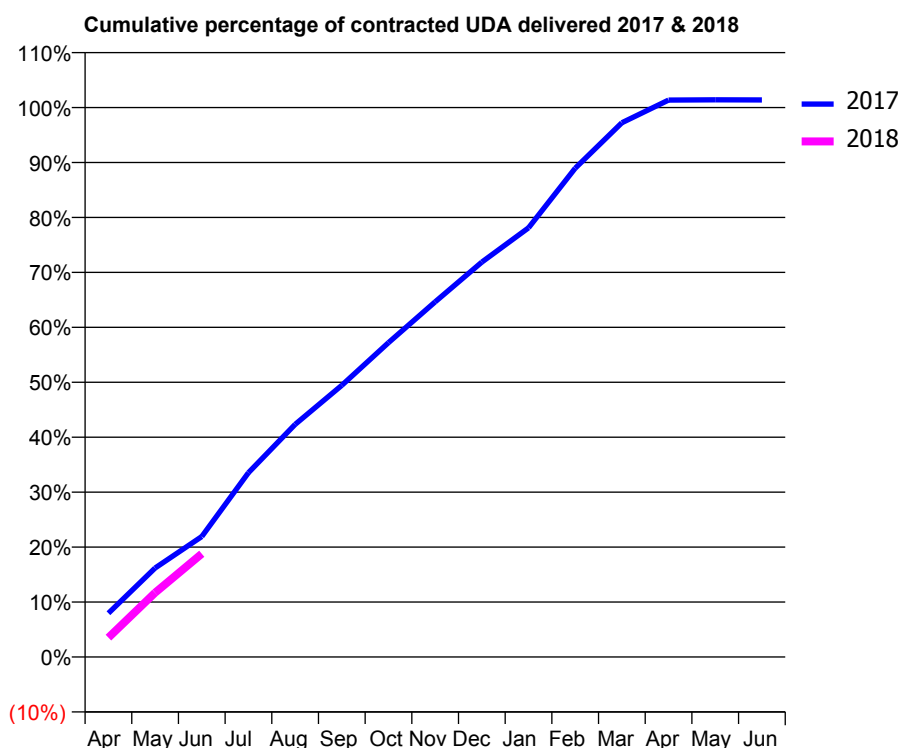
17/18 Contracted general activity (UDA)	16,790
Carry forward general activity (UDA)	0
17/18 Contracted orthodontic activity (UOA)	0
Carry forward orthodontic activity (UOA)	0
Baseline contract value	£410,522.12

ACCESS*

Patients seen in 24 months	Total	Change since previous quarter
Quarter ending June 2016	6,226	
Quarter ending September 2016	6,246	→
Quarter ending December 2016	6,145	↓
Quarter ending March 2017	6,145	→
Quarter ending June 2017	6,135	→
Variance since June 2016	(1.5%)	↓



ACTIVITY



Adjusted Scheduled Activity (UDA)		
Month	2017	2018
April	1,337	594
May	2,720	1,967
June	3,681	3,155
July	5,635	
August	7,107	
September	8,300	
October	9,607	
November	10,852	
December	12,065	
January	13,115	
February	14,937	
March	16,324	
April	17,018	
May	17,026	
June	17,023	

QUALITY

	Quantity	Base Number	Contract	AT	Region	England
% of FP17s for the same patient ID Re-attending within 3 months - Children	28	557	5.0%	11.8%	11.6%	12.0%
% of FP17s for the same patient ID Re-attending within 3 months - Adults	115	1,506	7.6%	16.4%	15.9%	16.0%
% of FP17s for the same patient ID Re-attending between 3 & 9 months - Children	343	557	61.6%	55.3%	60.4%	58.0%
% of FP17s for the same patient ID Re-attending between 3 & 9 months - Adults	979	1,506	65.0%	48.9%	52.3%	50.9%
% of FP17s for Band 1 Urgent Courses	82	1,709	4.8%	10.6%	9.5%	9.1%
% of FP17s Relating to Free Repair or Replacements	3	1,709	0.2%	0.6%	0.7%	0.8%
% of FP17s Relating to Continuations	5	1,709	0.3%	0.8%	1.0%	1.1%
% of Patients satisfied with the dentistry they have received	17	18	94.4%	90.0%	91.9%	91.7%
% of Patients satisfied with the time they had to wait for an appointment	10	18	55.6%	87.2%	88.0%	88.0%

* This is based on patients treated on this contract for their most recent course of treatment. Figures in italics indicate the base number of FP17s or Patient Questionnaire responses are less than 100. N/A is shown where the base number of responses is less than 10 during the period. % is calculated as Quantity/Base number*100

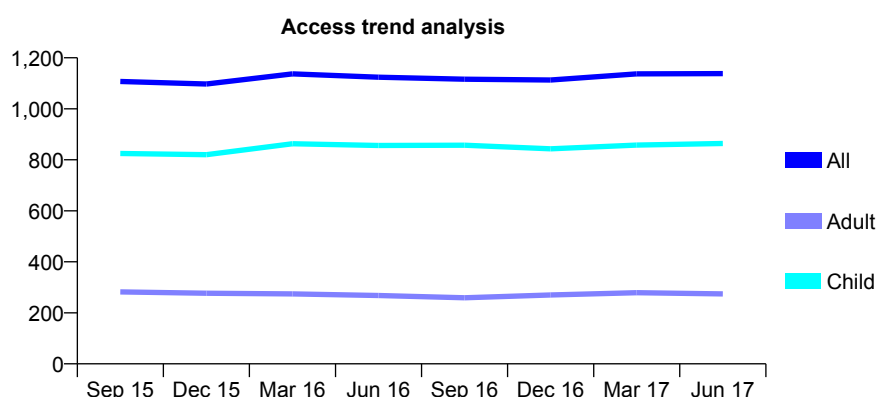
Q67 - Vital Signs At a Glance Contract Report for 345415/0001 - June 2017

Name or company name	MS CM MCSWINEY
Contract type name	GDS Contract
Purpose of contract	General
Contract start date	01/12/2009
Contract end date	

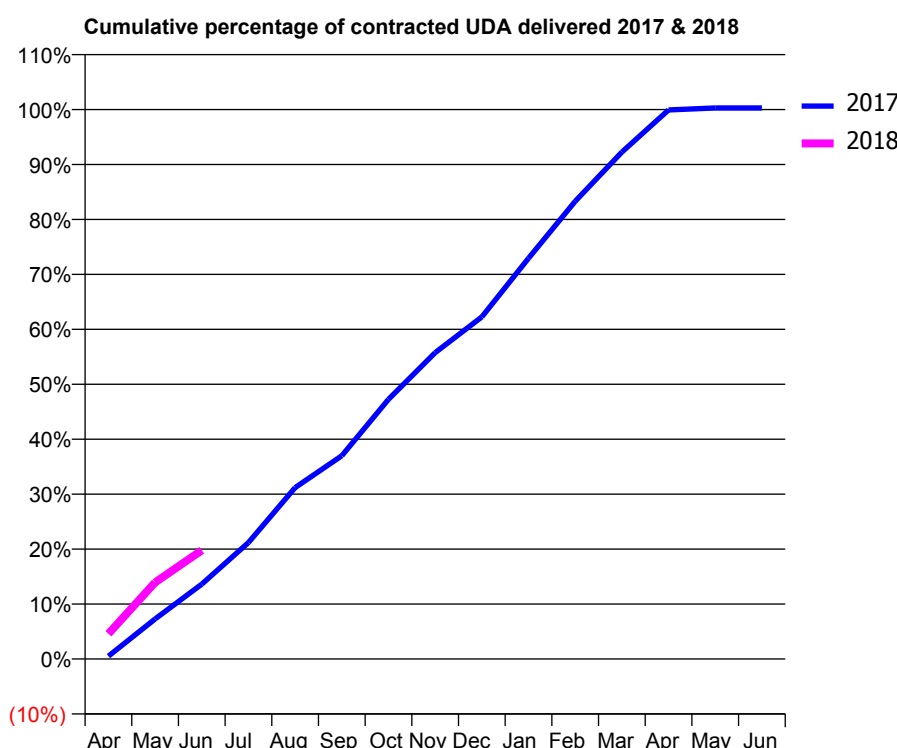
17/18 Contracted general activity (UDA)	2,945
Carry forward general activity (UDA)	0
17/18 Contracted orthodontic activity (UOA)	0
Carry forward orthodontic activity (UOA)	0
Baseline contract value	£81,849.93

ACCESS*

Patients seen in 24 months	Total	Change since previous quarter
Quarter ending June 2016	1,124	
Quarter ending September 2016	1,116	→
Quarter ending December 2016	1,113	→
Quarter ending March 2017	1,137	↑
Quarter ending June 2017	1,138	→
Variance since June 2016	1.2%	→



ACTIVITY



Adjusted Scheduled Activity (UDA)		
Month	2017	2018
April	15	135
May	214	411
June	401	583
July	624	
August	919	
September	1,089	
October	1,392	
November	1,642	
December	1,833	
January	2,148	
February	2,453	
March	2,717	
April	2,942	
May	2,954	
June	2,954	

QUALITY

	Quantity	Base Number	Contract	AT	Region	England
% of FP17s for the same patient ID Re-attending within 3 months - Children	37	336	11.0%	11.8%	11.6%	12.0%
% of FP17s for the same patient ID Re-attending within 3 months - Adults	22	82	26.8%	16.4%	15.9%	16.0%
% of FP17s for the same patient ID Re-attending between 3 & 9 months - Children	207	336	61.6%	55.3%	60.4%	58.0%
% of FP17s for the same patient ID Re-attending between 3 & 9 months - Adults	34	82	41.5%	48.9%	52.3%	50.9%
% of FP17s for Band 1 Urgent Courses	14	314	4.5%	10.6%	9.5%	9.1%
% of FP17s Relating to Free Repair or Replacements	0	314	0.0%	0.6%	0.7%	0.8%
% of FP17s Relating to Continuations	0	314	0.0%	0.8%	1.0%	1.1%
% of Patients satisfied with the dentistry they have received	1	1	N/A	90.0%	91.9%	91.7%
% of Patients satisfied with the time they had to wait for an appointment	1	1	N/A	87.2%	88.0%	88.0%

* This is based on patients treated on this contract for their most recent course of treatment. Figures in italics indicate the base number of FP17s or Patient Questionnaire responses are less than 100. N/A is shown where the base number of responses is less than 10 during the period. % is calculated as Quantity/Base number*100

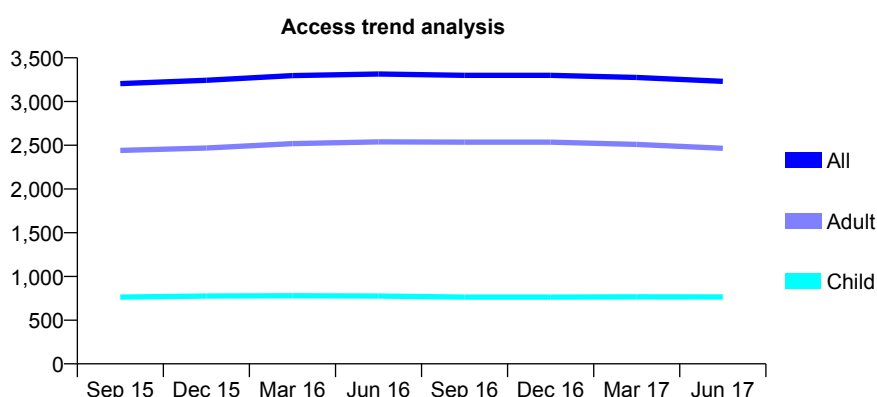
Q67 - Vital Signs At a Glance Contract Report for 353337/0002 - June 2017

Name or company name	MR DM BOWER
Contract type name	GDS Contract
Purpose of contract	General
Contract start date	01/06/2007
Contract end date	

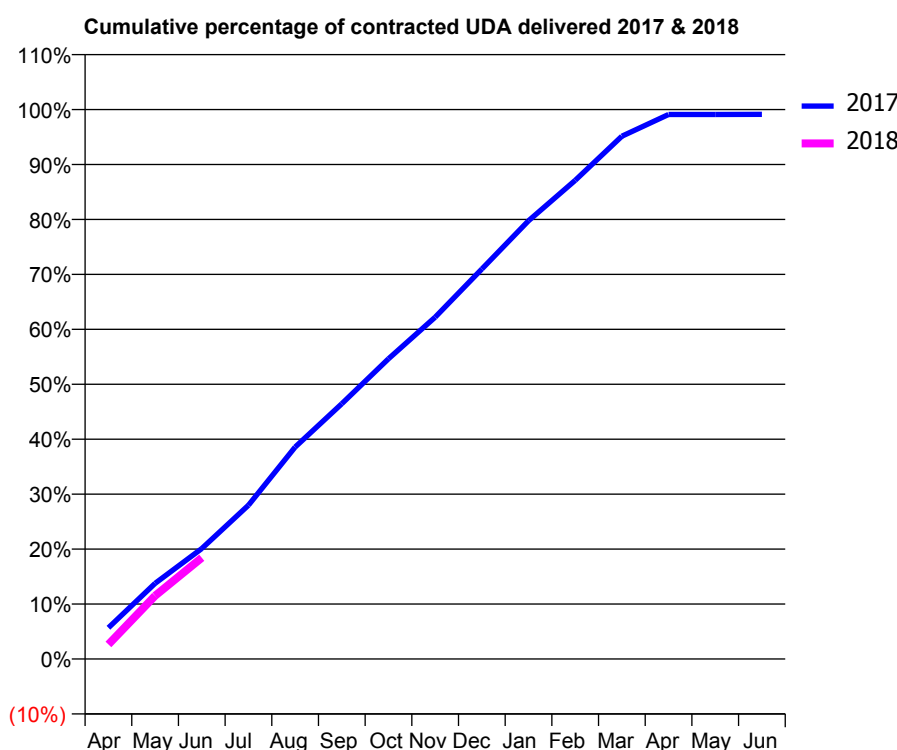
17/18 Contracted general activity (UDA)	9,600
Carry forward general activity (UDA)	0
17/18 Contracted orthodontic activity (UOA)	0
Carry forward orthodontic activity (UOA)	0
Baseline contract value	£243,858.43

ACCESS*

Patients seen in 24 months	Total	Change since previous quarter
Quarter ending June 2016	3,315	
Quarter ending September 2016	3,299	→
Quarter ending December 2016	3,300	→
Quarter ending March 2017	3,275	→
Quarter ending June 2017	3,231	↓
Variance since June 2016	(2.5%)	↓



ACTIVITY



Adjusted Scheduled Activity (UDA)		
Month	2017	2018
April	547	255
May	1,322	1,106
June	1,931	1,768
July	2,687	
August	3,703	
September	4,461	
October	5,246	
November	5,972	
December	6,813	
January	7,656	
February	8,362	
March	9,134	
April	9,512	
May	9,513	
June	9,516	

QUALITY

	Quantity	Base Number	Contract	AT	Region	England
% of FP17s for the same patient ID Re-attending within 3 months - Children	13	287	4.5%	11.8%	11.6%	12.0%
% of FP17s for the same patient ID Re-attending within 3 months - Adults	161	991	16.2%	16.4%	15.9%	16.0%
% of FP17s for the same patient ID Re-attending between 3 & 9 months - Children	207	287	72.1%	55.3%	60.4%	58.0%
% of FP17s for the same patient ID Re-attending between 3 & 9 months - Adults	697	991	70.3%	48.9%	52.3%	50.9%
% of FP17s for Band 1 Urgent Courses	47	1,050	4.5%	10.6%	9.5%	9.1%
% of FP17s Relating to Free Repair or Replacements	19	1,050	1.8%	0.6%	0.7%	0.8%
% of FP17s Relating to Continuations	12	1,050	1.1%	0.8%	1.0%	1.1%
% of Patients satisfied with the dentistry they have received	7	7	N/A	90.0%	91.9%	91.7%
% of Patients satisfied with the time they had to wait for an appointment	7	7	N/A	87.2%	88.0%	88.0%

* This is based on patients treated on this contract for their most recent course of treatment. Figures in italics indicate the base number of FP17s or Patient Questionnaire responses are less than 100. N/A is shown where the base number of responses is less than 10 during the period. % is calculated as Quantity/Base number*100

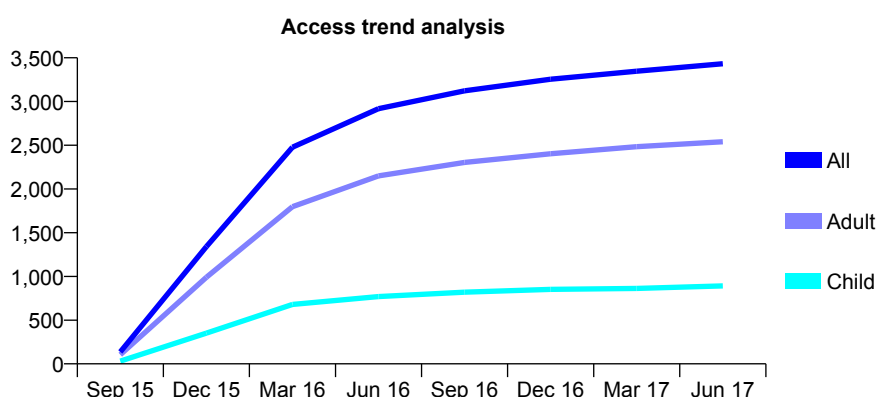
Q67 - Vital Signs At a Glance Contract Report for 357960/0001 - June 2017

Name or company name	MISS DE HAYES
Contract type name	GDS Contract
Purpose of contract	General
Contract start date	24/06/2015
Contract end date	

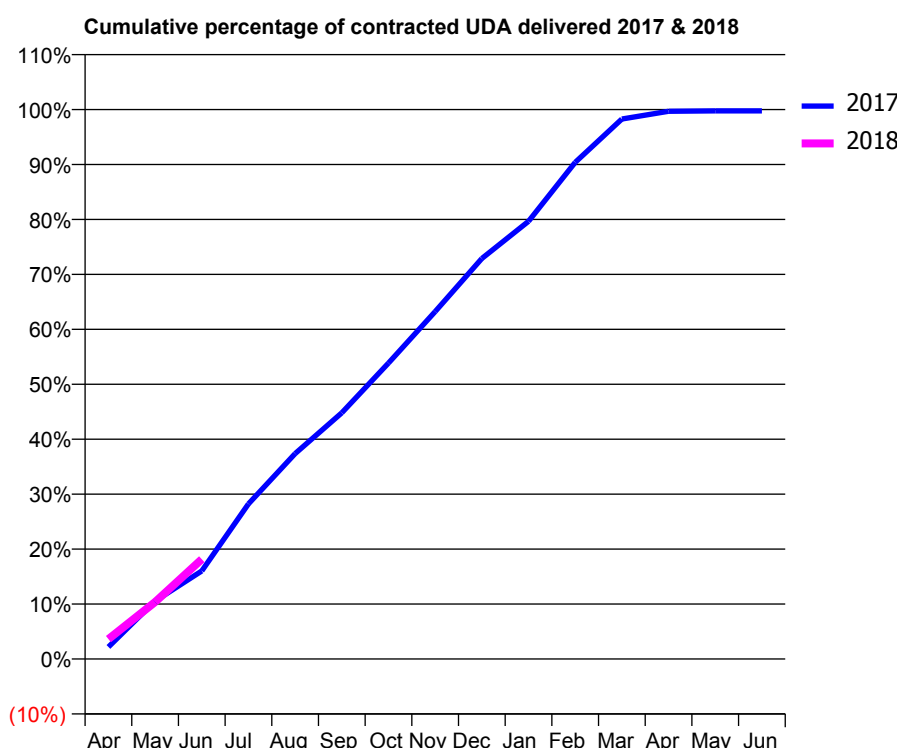
17/18 Contracted general activity (UDA)	10,000
Carry forward general activity (UDA)	0
17/18 Contracted orthodontic activity (UOA)	0
Carry forward orthodontic activity (UOA)	0
Baseline contract value	£244,503.95

ACCESS*

Patients seen in 24 months	Total	Change since previous quarter
Quarter ending June 2016	2,918	
Quarter ending September 2016	3,123	↑
Quarter ending December 2016	3,255	↑
Quarter ending March 2017	3,347	↑
Quarter ending June 2017	3,432	↑
Variance since June 2016	17.6%	↑



ACTIVITY



Adjusted Scheduled Activity (UDA)		
Month	2017	2018
April	219	362
May	1,055	1,037
June	1,602	1,816
July	2,823	
August	3,738	
September	4,480	
October	5,386	
November	6,322	
December	7,289	
January	7,965	
February	9,039	
March	9,827	
April	9,967	
May	9,974	
June	9,974	

QUALITY

	Quantity	Base Number	Contract	AT	Region	England
% of FP17s for the same patient ID Re-attending within 3 months - Children	19	328	5.8%	11.8%	11.6%	12.0%
% of FP17s for the same patient ID Re-attending within 3 months - Adults	147	891	16.5%	16.4%	15.9%	16.0%
% of FP17s for the same patient ID Re-attending between 3 & 9 months - Children	202	328	61.6%	55.3%	60.4%	58.0%
% of FP17s for the same patient ID Re-attending between 3 & 9 months - Adults	528	891	59.3%	48.9%	52.3%	50.9%
% of FP17s for Band 1 Urgent Courses	157	1,147	13.7%	10.6%	9.5%	9.1%
% of FP17s Relating to Free Repair or Replacements	10	1,147	0.9%	0.6%	0.7%	0.8%
% of FP17s Relating to Continuations	7	1,147	0.6%	0.8%	1.0%	1.1%
% of Patients satisfied with the dentistry they have received	10	12	83.3%	90.0%	91.9%	91.7%
% of Patients satisfied with the time they had to wait for an appointment	9	12	75.0%	87.2%	88.0%	88.0%

* This is based on patients treated on this contract for their most recent course of treatment. Figures in italics indicate the base number of FP17s or Patient Questionnaire responses are less than 100. N/A is shown where the base number of responses is less than 10 during the period. % is calculated as Quantity/Base number*100

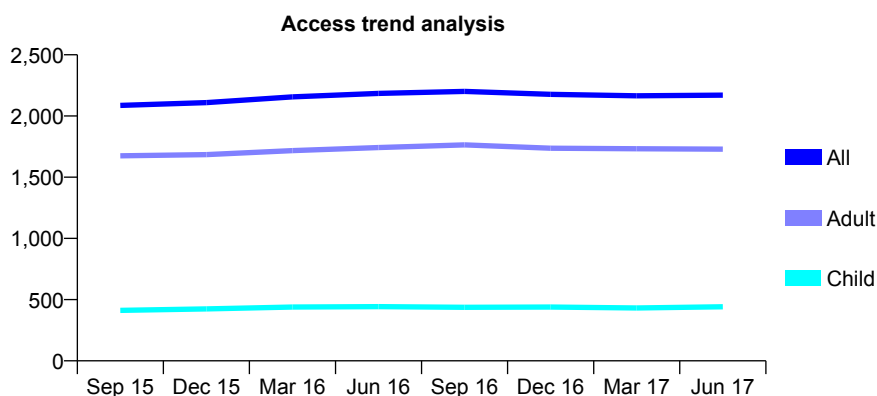
Q67 - Vital Signs At a Glance Contract Report for 358096/0001 - June 2017

Name or company name	MR AA TIKARE
Contract type name	GDS Contract
Purpose of contract	General
Contract start date	16/12/2006
Contract end date	

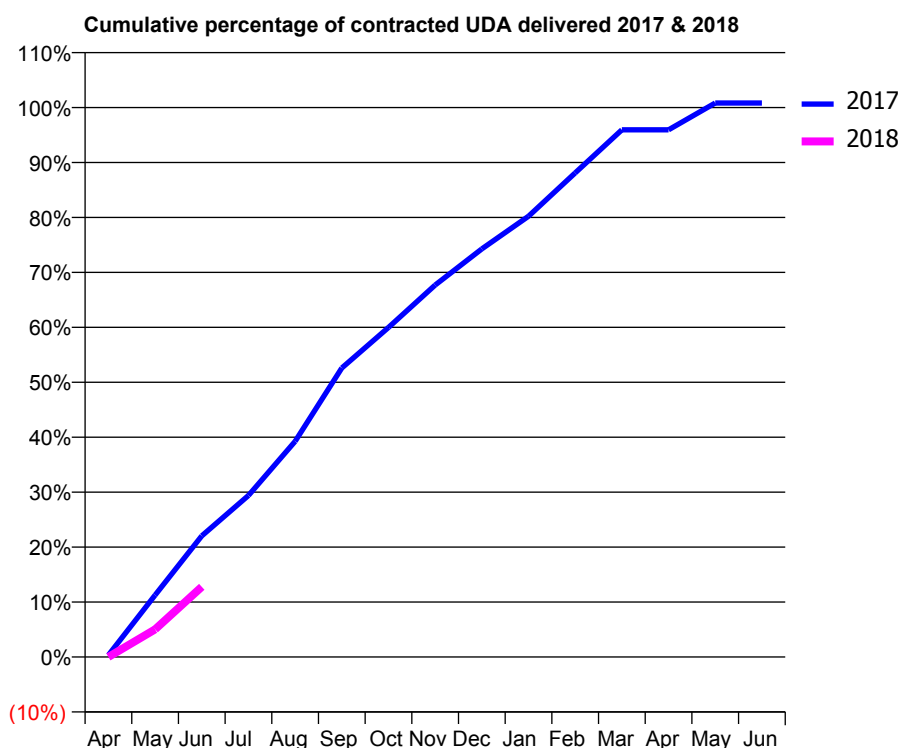
17/18 Contracted general activity (UDA)	4,413
Carry forward general activity (UDA)	0
17/18 Contracted orthodontic activity (UOA)	0
Carry forward orthodontic activity (UOA)	0
Baseline contract value	£114,408.86

ACCESS*

Patients seen in 24 months	Total	Change since previous quarter
Quarter ending June 2016	2,185	
Quarter ending September 2016	2,201	→
Quarter ending December 2016	2,177	↓
Quarter ending March 2017	2,165	→
Quarter ending June 2017	2,171	→
Variance since June 2016	(0.6%)	→



ACTIVITY



Adjusted Scheduled Activity (UDA)		
Month	2017	2018
April	16	0
May	497	222
June	973	564
July	1,297	
August	1,733	
September	2,322	
October	2,647	
November	2,987	
December	3,278	
January	3,539	
February	3,888	
March	4,234	
April	4,234	
May	4,449	
June	4,449	

QUALITY

	Quantity	Base Number	Contract	AT	Region	England
% of FP17s for the same patient ID Re-attending within 3 months - Children	2	117	1.7%	11.8%	11.6%	12.0%
% of FP17s for the same patient ID Re-attending within 3 months - Adults	67	472	14.2%	16.4%	15.9%	16.0%
% of FP17s for the same patient ID Re-attending between 3 & 9 months - Children	41	117	35.0%	55.3%	60.4%	58.0%
% of FP17s for the same patient ID Re-attending between 3 & 9 months - Adults	129	472	27.3%	48.9%	52.3%	50.9%
% of FP17s for Band 1 Urgent Courses	14	216	6.5%	10.6%	9.5%	9.1%
% of FP17s Relating to Free Repair or Replacements	3	216	1.4%	0.6%	0.7%	0.8%
% of FP17s Relating to Continuations	1	216	0.5%	0.8%	1.0%	1.1%
% of Patients satisfied with the dentistry they have received	16	16	100.0%	90.0%	91.9%	91.7%
% of Patients satisfied with the time they had to wait for an appointment	16	16	100.0%	87.2%	88.0%	88.0%

* This is based on patients treated on this contract for their most recent course of treatment. Figures in italics indicate the base number of FP17s or Patient Questionnaire responses are less than 100. N/A is shown where the base number of responses is less than 10 during the period. % is calculated as Quantity/Base number*100

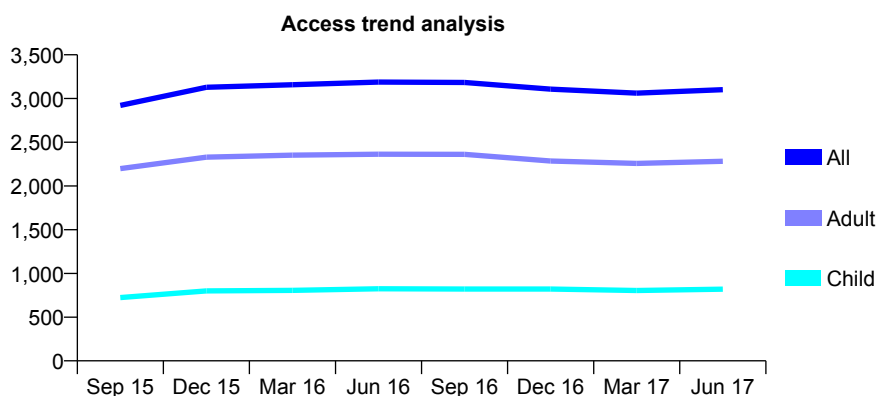
Q67 - Vital Signs At a Glance Contract Report for 358800/0001 - June 2017

Name or company name	Shorncliffe Road Partnership
Contract type name	GDS Contract
Purpose of contract	General
Contract start date	01/04/2006
Contract end date	

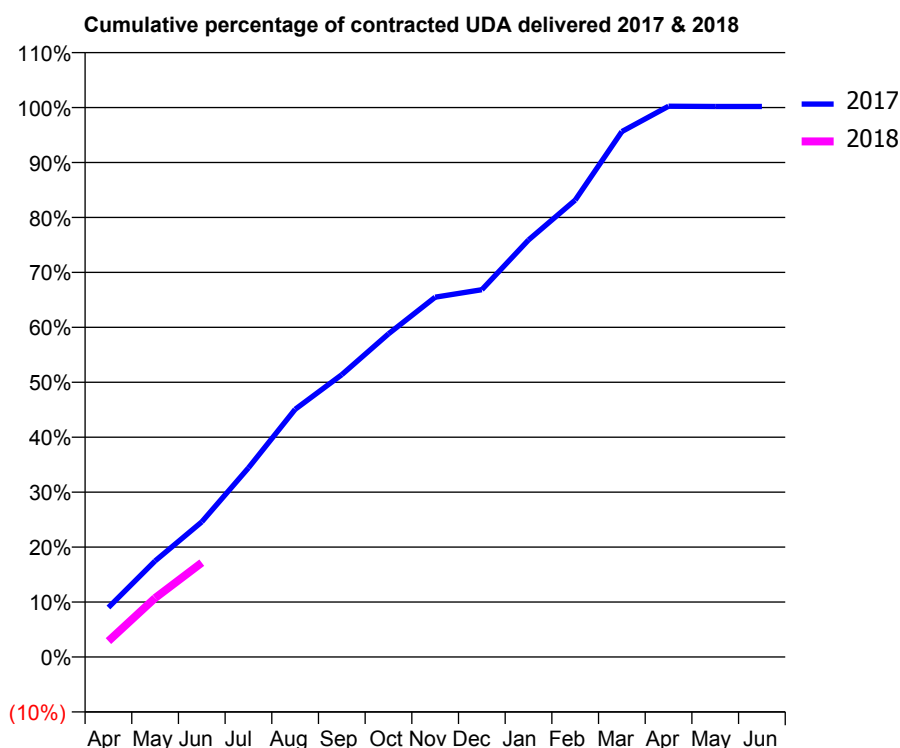
17/18 Contracted general activity (UDA)	6,969
Carry forward general activity (UDA)	0
17/18 Contracted orthodontic activity (UOA)	0
Carry forward orthodontic activity (UOA)	0
Baseline contract value	£156,805.68

ACCESS*

Patients seen in 24 months	Total	Change since previous quarter
Quarter ending June 2016	3,188	
Quarter ending September 2016	3,183	→
Quarter ending December 2016	3,107	↓
Quarter ending March 2017	3,062	↓
Quarter ending June 2017	3,101	→
Variance since June 2016	(2.7%)	↓



ACTIVITY



Adjusted Scheduled Activity (UDA)		
Month	2017	2018
April	628	202
May	1,218	749
June	1,715	1,197
July	2,399	
August	3,142	
September	3,582	
October	4,098	
November	4,564	
December	4,659	
January	5,289	
February	5,795	
March	6,664	
April	6,985	
May	6,981	
June	6,981	

QUALITY

	Quantity	Base Number	Contract	AT	Region	England
% of FP17s for the same patient ID Re-attending within 3 months - Children	13	305	4.3%	11.8%	11.6%	12.0%
% of FP17s for the same patient ID Re-attending within 3 months - Adults	98	861	11.4%	16.4%	15.9%	16.0%
% of FP17s for the same patient ID Re-attending between 3 & 9 months - Children	217	305	71.1%	55.3%	60.4%	58.0%
% of FP17s for the same patient ID Re-attending between 3 & 9 months - Adults	545	861	63.3%	48.9%	52.3%	50.9%
% of FP17s for Band 1 Urgent Courses	21	737	2.8%	10.6%	9.5%	9.1%
% of FP17s Relating to Free Repair or Replacements	8	737	1.1%	0.6%	0.7%	0.8%
% of FP17s Relating to Continuations	2	737	0.3%	0.8%	1.0%	1.1%
% of Patients satisfied with the dentistry they have received	9	10	90.0%	90.0%	91.9%	91.7%
% of Patients satisfied with the time they had to wait for an appointment	9	10	90.0%	87.2%	88.0%	88.0%

* This is based on patients treated on this contract for their most recent course of treatment. Figures in italics indicate the base number of FP17s or Patient Questionnaire responses are less than 100. N/A is shown where the base number of responses is less than 10 during the period. % is calculated as Quantity/Base number*100

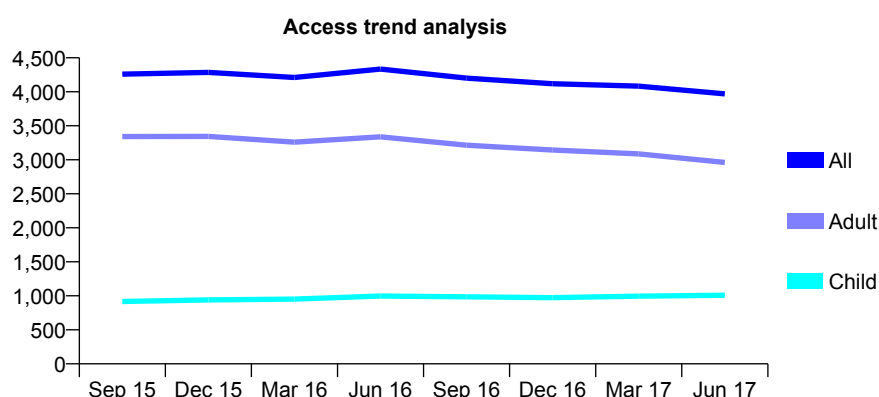
Q67 - Vital Signs At a Glance Contract Report for 360058/0004 - June 2017

Name or company name	MR VH PATEL
Contract type name	GDS Contract
Purpose of contract	General
Contract start date	15/12/2011
Contract end date	

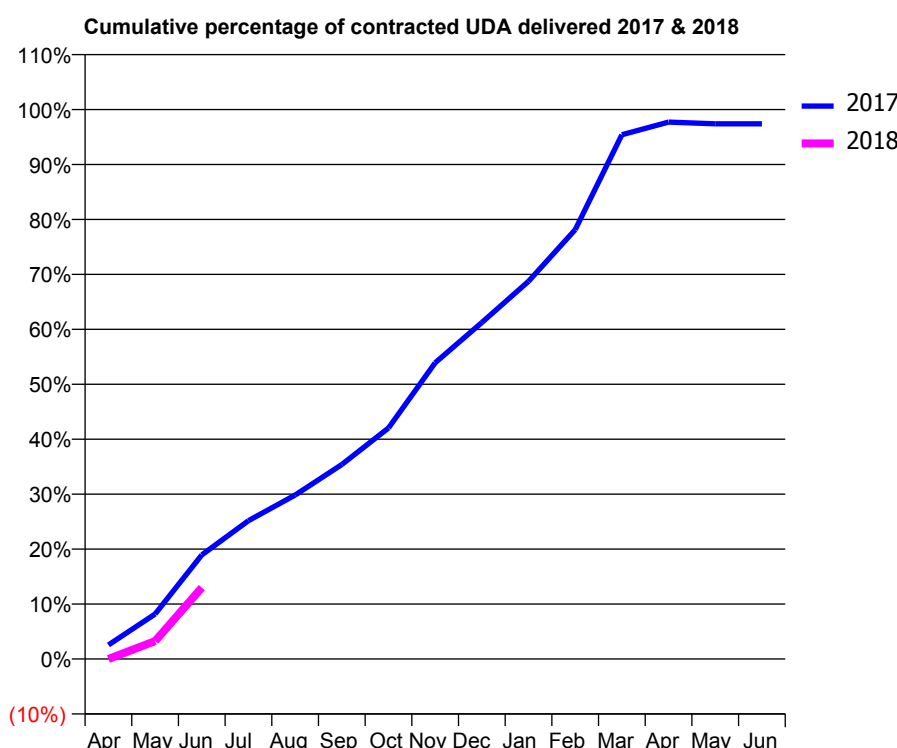
17/18 Contracted general activity (UDA)	7,236
Carry forward general activity (UDA)	0
17/18 Contracted orthodontic activity (UOA)	0
Carry forward orthodontic activity (UOA)	0
Baseline contract value	£178,867.27

ACCESS*

Patients seen in 24 months	Total	Change since previous quarter
Quarter ending June 2016	4,335	
Quarter ending September 2016	4,200	↓
Quarter ending December 2016	4,119	↓
Quarter ending March 2017	4,083	→
Quarter ending June 2017	3,970	↓
Variance since June 2016	(8.4%)	↓



ACTIVITY



Adjusted Scheduled Activity (UDA)		
Month	2017	2018
April	186	0
May	592	236
June	1,371	940
July	1,821	
August	2,160	
September	2,560	
October	3,042	
November	3,900	
December	4,431	
January	4,974	
February	5,653	
March	6,903	
April	7,070	
May	7,047	
June	7,047	

QUALITY

	Quantity	Base Number	Contract	AT	Region	England
% of FP17s for the same patient ID Re-attending within 3 months - Children	12	245	4.9%	11.8%	11.6%	12.0%
% of FP17s for the same patient ID Re-attending within 3 months - Adults	34	596	5.7%	16.4%	15.9%	16.0%
% of FP17s for the same patient ID Re-attending between 3 & 9 months - Children	107	245	43.7%	55.3%	60.4%	58.0%
% of FP17s for the same patient ID Re-attending between 3 & 9 months - Adults	193	596	32.4%	48.9%	52.3%	50.9%
% of FP17s for Band 1 Urgent Courses	35	537	6.5%	10.6%	9.5%	9.1%
% of FP17s Relating to Free Repair or Replacements	4	537	0.7%	0.6%	0.7%	0.8%
% of FP17s Relating to Continuations	0	537	0.0%	0.8%	1.0%	1.1%
% of Patients satisfied with the dentistry they have received	11	13	84.6%	90.0%	91.9%	91.7%
% of Patients satisfied with the time they had to wait for an appointment	12	13	92.3%	87.2%	88.0%	88.0%

* This is based on patients treated on this contract for their most recent course of treatment. Figures in italics indicate the base number of FP17s or Patient Questionnaire responses are less than 100. N/A is shown where the base number of responses is less than 10 during the period. % is calculated as Quantity/Base number*100

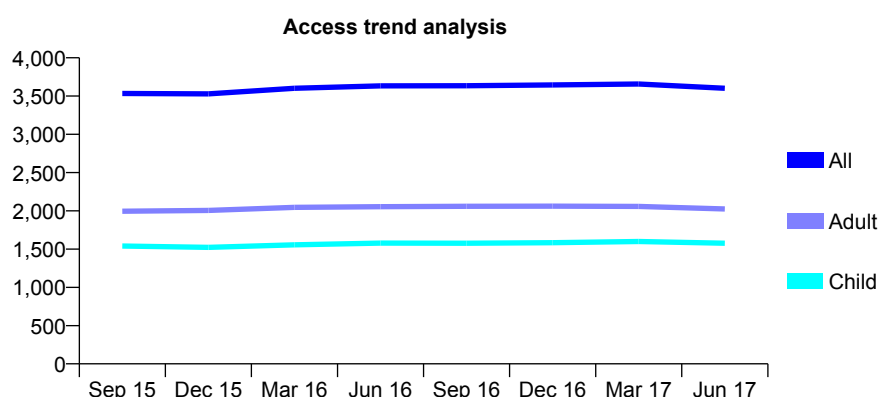
Q67 - Vital Signs At a Glance Contract Report for 565091/0003 - June 2017

Name or company name	MR CR HUNT
Contract type name	GDS Contract
Purpose of contract	General
Contract start date	01/04/2006
Contract end date	

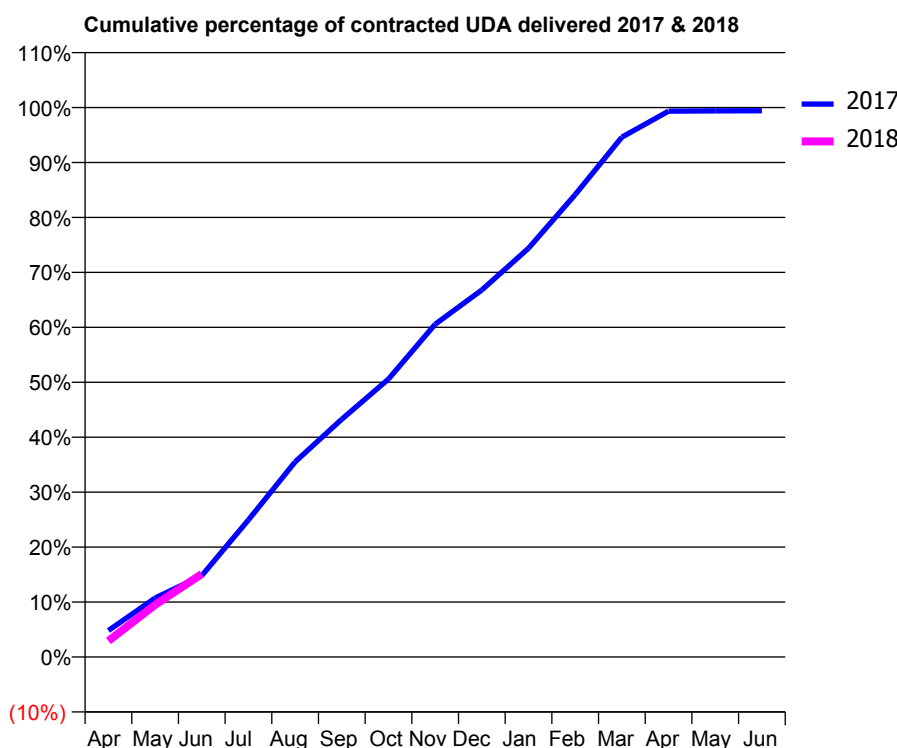
17/18 Contracted general activity (UDA)	10,200
Carry forward general activity (UDA)	0
17/18 Contracted orthodontic activity (UOA)	0
Carry forward orthodontic activity (UOA)	0
Baseline contract value	£250,627.97

ACCESS*

Patients seen in 24 months	Total	Change since previous quarter
Quarter ending June 2016	3,633	
Quarter ending September 2016	3,635	→
Quarter ending December 2016	3,645	→
Quarter ending March 2017	3,657	→
Quarter ending June 2017	3,601	↓
Variance since June 2016	(0.9%)	→



ACTIVITY



Adjusted Scheduled Activity (UDA)		
Month	2017	2018
April	491	299
May	1,095	970
June	1,512	1,541
July	2,545	
August	3,623	
September	4,413	
October	5,161	
November	6,178	
December	6,814	
January	7,588	
February	8,582	
March	9,650	
April	10,132	
May	10,137	
June	10,141	

QUALITY

	Quantity	Base Number	Contract	AT	Region	England
% of FP17s for the same patient ID Re-attending within 3 months - Children	34	460	7.4%	11.8%	11.6%	12.0%
% of FP17s for the same patient ID Re-attending within 3 months - Adults	103	518	19.9%	16.4%	15.9%	16.0%
% of FP17s for the same patient ID Re-attending between 3 & 9 months - Children	210	460	45.7%	55.3%	60.4%	58.0%
% of FP17s for the same patient ID Re-attending between 3 & 9 months - Adults	237	518	45.8%	48.9%	52.3%	50.9%
% of FP17s for Band 1 Urgent Courses	84	759	11.1%	10.6%	9.5%	9.1%
% of FP17s Relating to Free Repair or Replacements	3	759	0.4%	0.6%	0.7%	0.8%
% of FP17s Relating to Continuations	0	759	0.0%	0.8%	1.0%	1.1%
% of Patients satisfied with the dentistry they have received	3	3	N/A	90.0%	91.9%	91.7%
% of Patients satisfied with the time they had to wait for an appointment	2	3	N/A	87.2%	88.0%	88.0%

* This is based on patients treated on this contract for their most recent course of treatment. Figures in italics indicate the base number of FP17s or Patient Questionnaire responses are less than 100. N/A is shown where the base number of responses is less than 10 during the period. % is calculated as Quantity/Base number*100

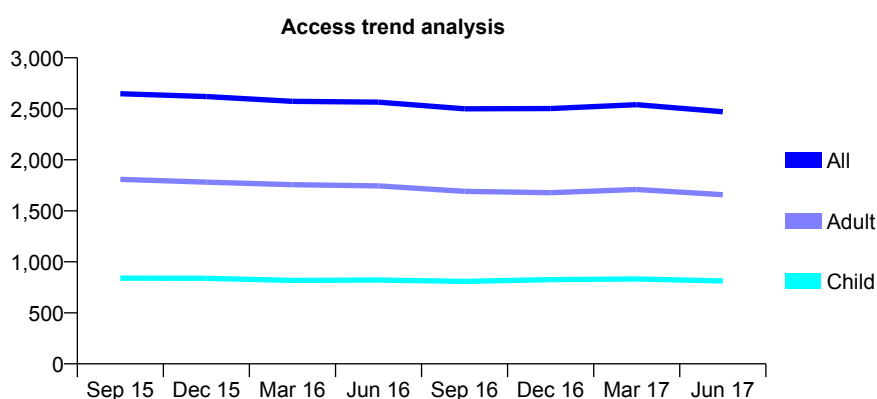
Q67 - Vital Signs At a Glance Contract Report for 570850/0001 - June 2017

Name or company name	MISS KM DHUTIA
Contract type name	GDS Contract
Purpose of contract	General
Contract start date	01/04/2006
Contract end date	

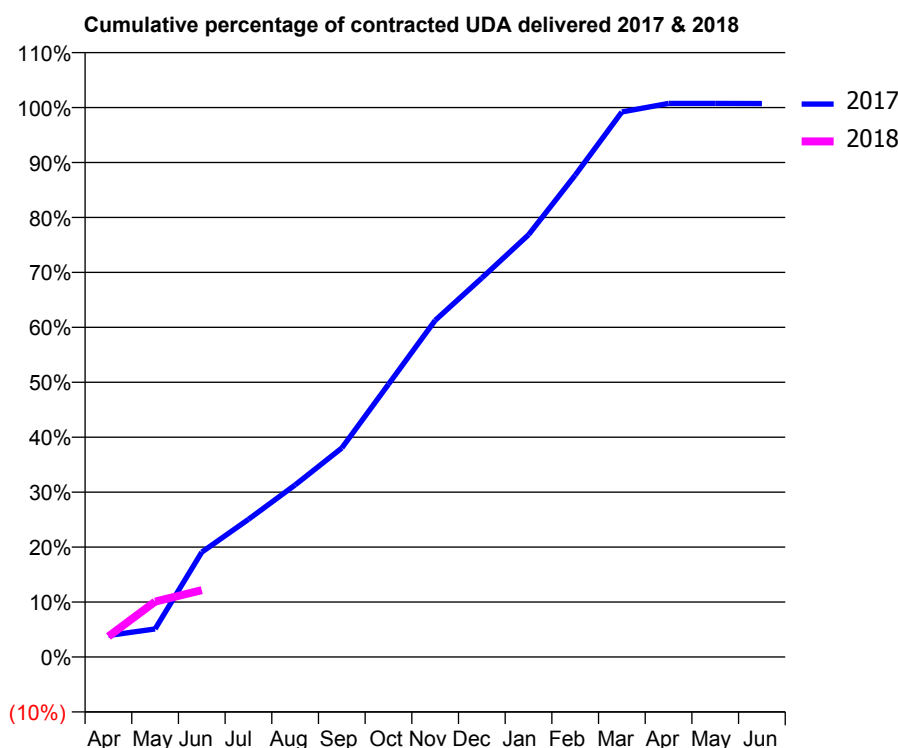
17/18 Contracted general activity (UDA)	9,091
Carry forward general activity (UDA)	0
17/18 Contracted orthodontic activity (UOA)	0
Carry forward orthodontic activity (UOA)	0
Baseline contract value	£222,278.53

ACCESS*

Patients seen in 24 months	Total	Change since previous quarter
Quarter ending June 2016	2,566	
Quarter ending September 2016	2,500	↓
Quarter ending December 2016	2,503	→
Quarter ending March 2017	2,541	→
Quarter ending June 2017	2,471	↓
Variance since June 2016	(3.7%)	↓



ACTIVITY



Adjusted Scheduled Activity (UDA)		
Month	2017	2018
April	357	342
May	465	917
June	1,735	1,107
July	2,278	
August	2,848	
September	3,457	
October	4,512	
November	5,569	
December	6,270	
January	6,985	
February	7,971	
March	9,018	
April	9,158	
May	9,158	
June	9,156	

QUALITY

	Quantity	Base Number	Contract	AT	Region	England
% of FP17s for the same patient ID Re-attending within 3 months - Children	32	260	12.3%	11.8%	11.6%	12.0%
% of FP17s for the same patient ID Re-attending within 3 months - Adults	73	359	20.3%	16.4%	15.9%	16.0%
% of FP17s for the same patient ID Re-attending between 3 & 9 months - Children	165	260	63.5%	55.3%	60.4%	58.0%
% of FP17s for the same patient ID Re-attending between 3 & 9 months - Adults	221	359	61.6%	48.9%	52.3%	50.9%
% of FP17s for Band 1 Urgent Courses	48	539	8.9%	10.6%	9.5%	9.1%
% of FP17s Relating to Free Repair or Replacements	1	539	0.2%	0.6%	0.7%	0.8%
% of FP17s Relating to Continuations	0	539	0.0%	0.8%	1.0%	1.1%
% of Patients satisfied with the dentistry they have received	12	15	80.0%	90.0%	91.9%	91.7%
% of Patients satisfied with the time they had to wait for an appointment	11	15	73.3%	87.2%	88.0%	88.0%

* This is based on patients treated on this contract for their most recent course of treatment. Figures in italics indicate the base number of FP17s or Patient Questionnaire responses are less than 100. N/A is shown where the base number of responses is less than 10 during the period. % is calculated as Quantity/Base number*100

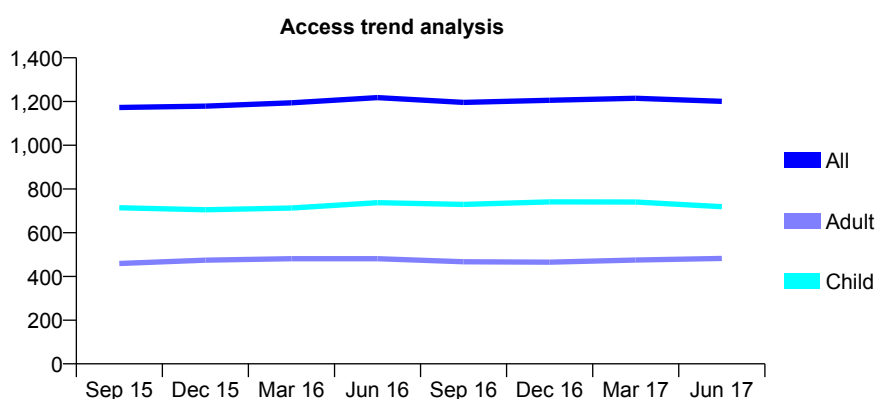
Q67 - Vital Signs At a Glance Contract Report for 571628/0001 - June 2017

Name or company name	MR DC SLANEY
Contract type name	GDS Contract
Purpose of contract	General
Contract start date	01/04/2006
Contract end date	

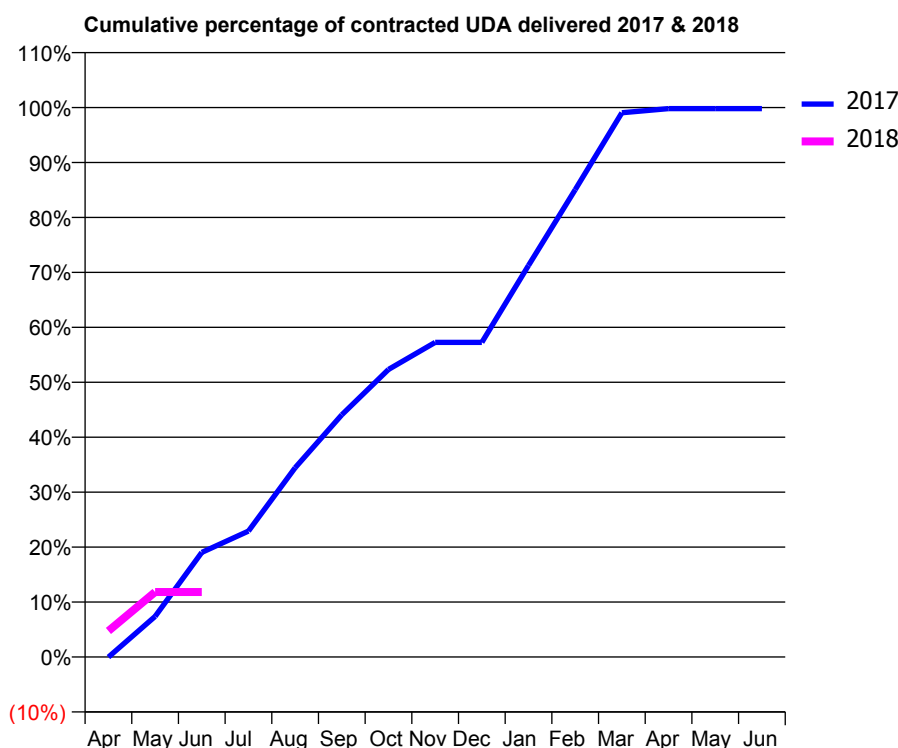
17/18 Contracted general activity (UDA)	3,013
Carry forward general activity (UDA)	0
17/18 Contracted orthodontic activity (UOA)	0
Carry forward orthodontic activity (UOA)	0
Baseline contract value	£73,669.04

ACCESS*

Patients seen in 24 months	Total	Change since previous quarter
Quarter ending June 2016	1,218	
Quarter ending September 2016	1,196	↓
Quarter ending December 2016	1,206	→
Quarter ending March 2017	1,215	→
Quarter ending June 2017	1,201	↓
Variance since June 2016	(1.4%)	↓



ACTIVITY



Adjusted Scheduled Activity (UDA)		
Month	2017	2018
April	-1	143
May	223	356
June	573	356
July	691	
August	1,038	
September	1,328	
October	1,577	
November	1,725	
December	1,725	
January	2,147	
February	2,562	
March	2,985	
April	3,007	
May	3,007	
June	3,007	

QUALITY

	Quantity	Base Number	Contract	AT	Region	England
% of FP17s for the same patient ID Re-attending within 3 months - Children	9	172	5.2%	11.8%	11.6%	12.0%
% of FP17s for the same patient ID Re-attending within 3 months - Adults	6	63	9.5%	16.4%	15.9%	16.0%
% of FP17s for the same patient ID Re-attending between 3 & 9 months - Children	100	172	58.1%	55.3%	60.4%	58.0%
% of FP17s for the same patient ID Re-attending between 3 & 9 months - Adults	29	63	46.0%	48.9%	52.3%	50.9%
% of FP17s for Band 1 Urgent Courses	7	221	3.2%	10.6%	9.5%	9.1%
% of FP17s Relating to Free Repair or Replacements	1	221	0.5%	0.6%	0.7%	0.8%
% of FP17s Relating to Continuations	0	221	0.0%	0.8%	1.0%	1.1%
% of Patients satisfied with the dentistry they have received	0	0	N/A	90.0%	91.9%	91.7%
% of Patients satisfied with the time they had to wait for an appointment	0	0	N/A	87.2%	88.0%	88.0%

* This is based on patients treated on this contract for their most recent course of treatment. Figures in italics indicate the base number of FP17s or Patient Questionnaire responses are less than 100. N/A is shown where the base number of responses is less than 10 during the period. % is calculated as Quantity/Base number*100

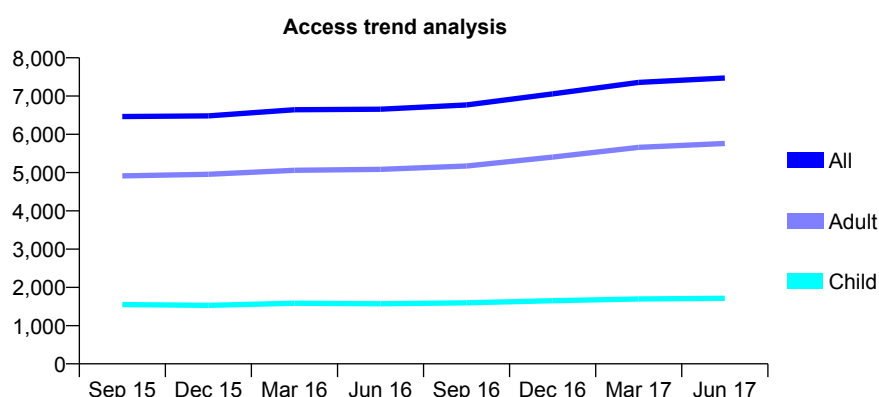
Q67 - Vital Signs At a Glance Contract Report for 572373/0001 - June 2017

Name or company name	Park Road Dental Practice
Contract type name	GDS Contract
Purpose of contract	General
Contract start date	01/04/2006
Contract end date	

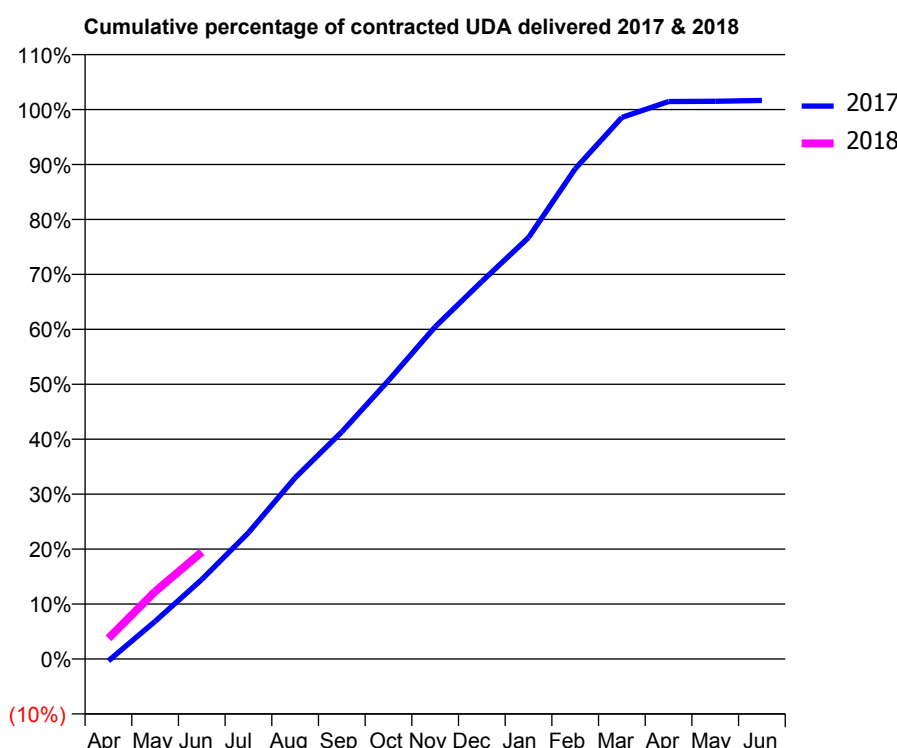
17/18 Contracted general activity (UDA)	22,671
Carry forward general activity (UDA)	0
17/18 Contracted orthodontic activity (UOA)	0
Carry forward orthodontic activity (UOA)	0
Baseline contract value	£529,332.81

ACCESS*

Patients seen in 24 months	Total	Change since previous quarter
Quarter ending June 2016	6,656	
Quarter ending September 2016	6,767	→
Quarter ending December 2016	7,057	↑
Quarter ending March 2017	7,357	↑
Quarter ending June 2017	7,472	→
Variance since June 2016	12.3%	↑



ACTIVITY



Adjusted Scheduled Activity (UDA)		
Month	2017	2018
April	-78	854
May	1,554	2,786
June	3,284	4,416
July	5,214	
August	7,481	
September	9,370	
October	11,488	
November	13,704	
December	15,579	
January	17,388	
February	20,226	
March	22,344	
April	22,998	
May	23,013	
June	23,042	

QUALITY

	Quantity	Base Number	Contract	AT	Region	England
% of FP17s for the same patient ID Re-attending within 3 months - Children	22	631	3.5%	11.8%	11.6%	12.0%
% of FP17s for the same patient ID Re-attending within 3 months - Adults	211	2,050	10.3%	16.4%	15.9%	16.0%
% of FP17s for the same patient ID Re-attending between 3 & 9 months - Children	453	631	71.8%	55.3%	60.4%	58.0%
% of FP17s for the same patient ID Re-attending between 3 & 9 months - Adults	1,458	2,050	71.1%	48.9%	52.3%	50.9%
% of FP17s for Band 1 Urgent Courses	118	2,332	5.1%	10.6%	9.5%	9.1%
% of FP17s Relating to Free Repair or Replacements	15	2,332	0.6%	0.6%	0.7%	0.8%
% of FP17s Relating to Continuations	6	2,332	0.3%	0.8%	1.0%	1.1%
% of Patients satisfied with the dentistry they have received	26	29	89.7%	90.0%	91.9%	91.7%
% of Patients satisfied with the time they had to wait for an appointment	27	29	93.1%	87.2%	88.0%	88.0%

* This is based on patients treated on this contract for their most recent course of treatment. Figures in italics indicate the base number of FP17s or Patient Questionnaire responses are less than 100. N/A is shown where the base number of responses is less than 10 during the period. % is calculated as Quantity/Base number*100

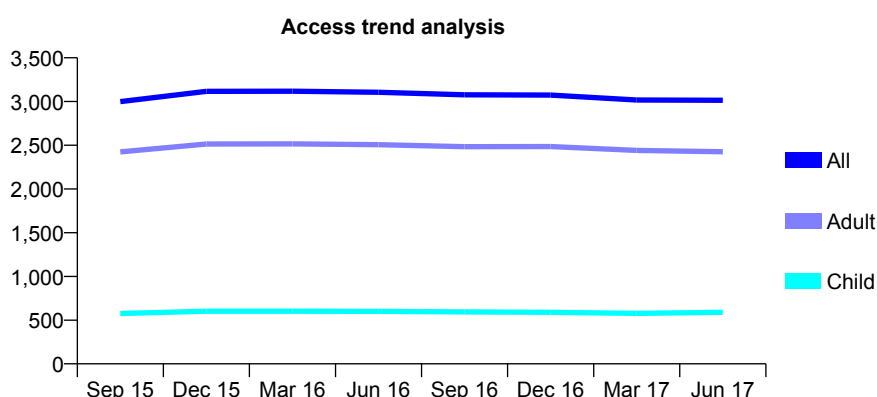
Q67 - Vital Signs At a Glance Contract Report for 573787/0001 - June 2017

Name or company name	MISS DM DALY
Contract type name	GDS Contract
Purpose of contract	General
Contract start date	01/04/2006
Contract end date	

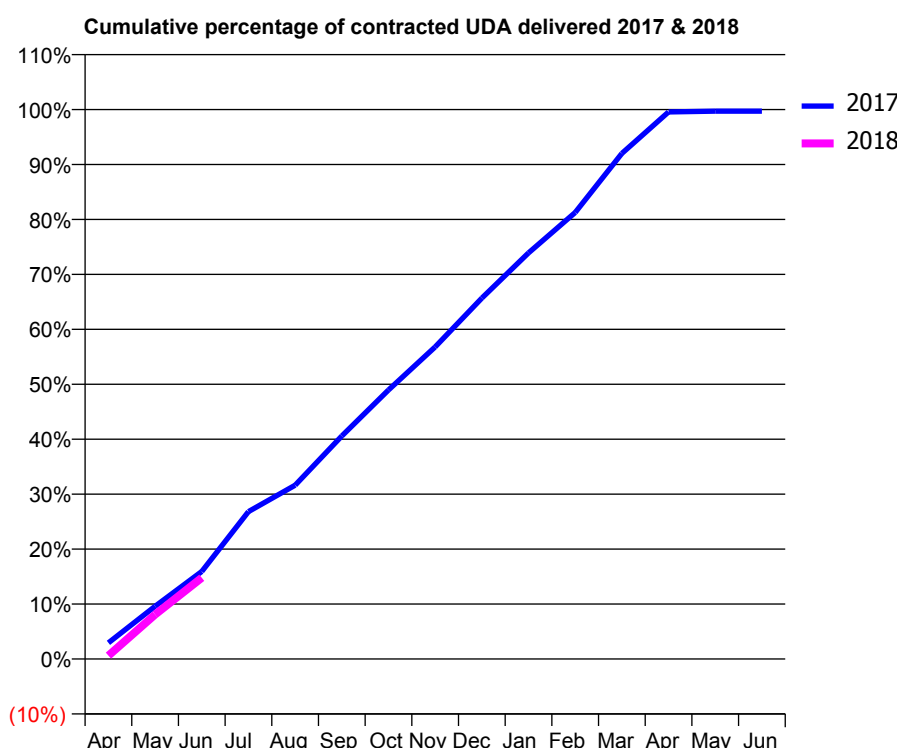
17/18 Contracted general activity (UDA)	7,808
Carry forward general activity (UDA)	0
17/18 Contracted orthodontic activity (UOA)	0
Carry forward orthodontic activity (UOA)	0
Baseline contract value	£190,908.69

ACCESS*

Patients seen in 24 months	Total	Change since previous quarter
Quarter ending June 2016	3,106	
Quarter ending September 2016	3,077	→
Quarter ending December 2016	3,074	→
Quarter ending March 2017	3,018	↓
Quarter ending June 2017	3,014	→
Variance since June 2016	(3.0%)	↓



ACTIVITY



Adjusted Scheduled Activity (UDA)		
Month	2017	2018
April	230	49
May	749	632
June	1,245	1,154
July	2,094	
August	2,470	
September	3,168	
October	3,823	
November	4,435	
December	5,127	
January	5,770	
February	6,345	
March	7,184	
April	7,774	
May	7,784	
June	7,784	

QUALITY

	Quantity	Base Number	Contract	AT	Region	England
% of FP17s for the same patient ID Re-attending within 3 months - Children	7	200	3.5%	11.8%	11.6%	12.0%
% of FP17s for the same patient ID Re-attending within 3 months - Adults	78	710	11.0%	16.4%	15.9%	16.0%
% of FP17s for the same patient ID Re-attending between 3 & 9 months - Children	126	200	63.0%	55.3%	60.4%	58.0%
% of FP17s for the same patient ID Re-attending between 3 & 9 months - Adults	340	710	47.9%	48.9%	52.3%	50.9%
% of FP17s for Band 1 Urgent Courses	21	630	3.3%	10.6%	9.5%	9.1%
% of FP17s Relating to Free Repair or Replacements	3	630	0.5%	0.6%	0.7%	0.8%
% of FP17s Relating to Continuations	5	630	0.8%	0.8%	1.0%	1.1%
% of Patients satisfied with the dentistry they have received	8	10	80.0%	90.0%	91.9%	91.7%
% of Patients satisfied with the time they had to wait for an appointment	9	10	90.0%	87.2%	88.0%	88.0%

* This is based on patients treated on this contract for their most recent course of treatment. Figures in italics indicate the base number of FP17s or Patient Questionnaire responses are less than 100. N/A is shown where the base number of responses is less than 10 during the period. % is calculated as Quantity/Base number*100

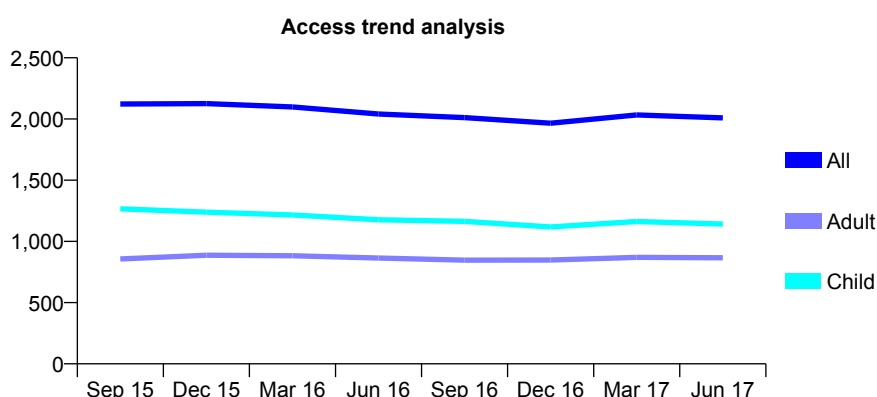
Q67 - Vital Signs At a Glance Contract Report for 574376/0001 - June 2017

Name or company name	MR EM CAMPBELL
Contract type name	GDS Contract
Purpose of contract	General
Contract start date	01/12/2013
Contract end date	

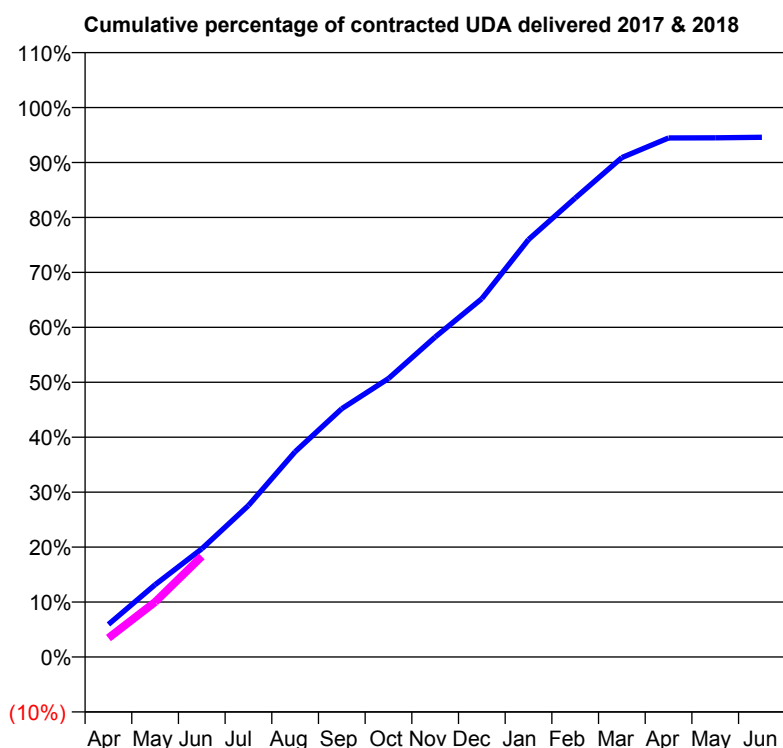
17/18 Contracted general activity (UDA)	4,400
Carry forward general activity (UDA)	0
17/18 Contracted orthodontic activity (UOA)	0
Carry forward orthodontic activity (UOA)	0
Baseline contract value	£105,779.39

ACCESS*

Patients seen in 24 months	Total	Change since previous quarter
Quarter ending June 2016	2,041	
Quarter ending September 2016	2,011	↓
Quarter ending December 2016	1,966	↓
Quarter ending March 2017	2,033	↑
Quarter ending June 2017	2,009	↓
Variance since June 2016	(1.6%)	↓



ACTIVITY



Adjusted Scheduled Activity (UDA)		
Month	2017	2018
April	261	152
May	579	440
June	866	805
July	1,214	
August	1,644	
September	1,989	
October	2,230	
November	2,562	
December	2,870	
January	3,343	
February	3,675	
March	3,999	
April	4,156	
May	4,157	
June	4,161	

QUALITY

	Quantity	Base Number	Contract	AT	Region	England
% of FP17s for the same patient ID Re-attending within 3 months - Children	11	320	3.4%	11.8%	11.6%	12.0%
% of FP17s for the same patient ID Re-attending within 3 months - Adults	30	270	11.1%	16.4%	15.9%	16.0%
% of FP17s for the same patient ID Re-attending between 3 & 9 months - Children	187	320	58.4%	55.3%	60.4%	58.0%
% of FP17s for the same patient ID Re-attending between 3 & 9 months - Adults	155	270	57.4%	48.9%	52.3%	50.9%
% of FP17s for Band 1 Urgent Courses	1	500	0.2%	10.6%	9.5%	9.1%
% of FP17s Relating to Free Repair or Replacements	0	500	0.0%	0.6%	0.7%	0.8%
% of FP17s Relating to Continuations	3	500	0.6%	0.8%	1.0%	1.1%
% of Patients satisfied with the dentistry they have received	5	5	N/A	90.0%	91.9%	91.7%
% of Patients satisfied with the time they had to wait for an appointment	5	5	N/A	87.2%	88.0%	88.0%

* This is based on patients treated on this contract for their most recent course of treatment. Figures in italics indicate the base number of FP17s or Patient Questionnaire responses are less than 100. N/A is shown where the base number of responses is less than 10 during the period. % is calculated as Quantity/Base number*100

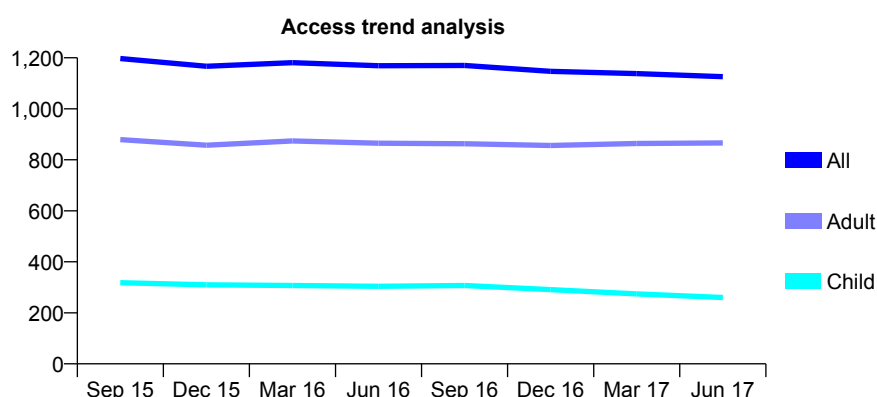
Q67 - Vital Signs At a Glance Contract Report for 613584/0001 - June 2017

Name or company name	MR M MITIC
Contract type name	GDS Contract
Purpose of contract	General
Contract start date	04/10/2007
Contract end date	

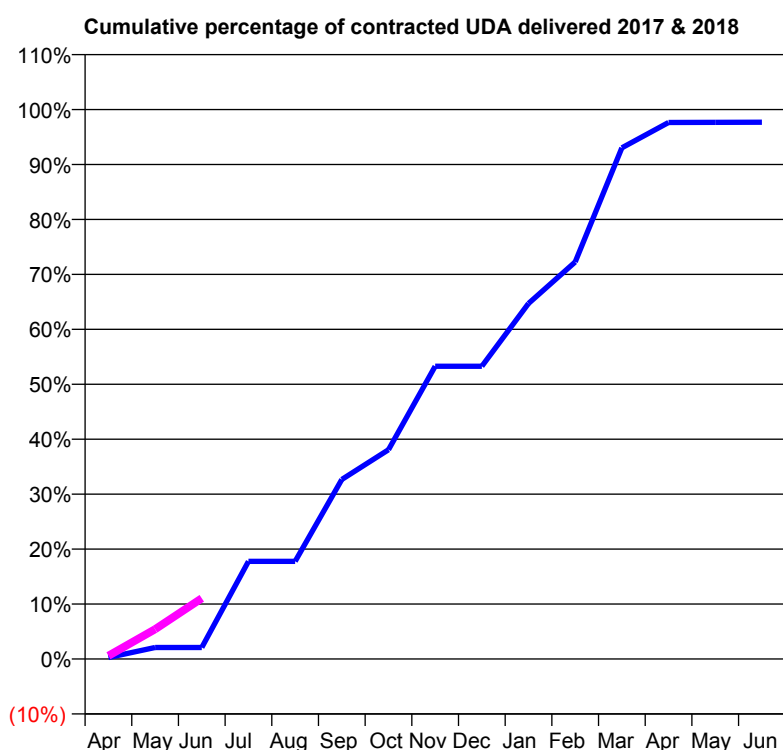
17/18 Contracted general activity (UDA)	6,000
Carry forward general activity (UDA)	0
17/18 Contracted orthodontic activity (UOA)	0
Carry forward orthodontic activity (UOA)	0
Baseline contract value	£144,225.67

ACCESS*

Patients seen in 24 months	Total	Change since previous quarter
Quarter ending June 2016	1,169	
Quarter ending September 2016	1,170	→
Quarter ending December 2016	1,147	↓
Quarter ending March 2017	1,138	→
Quarter ending June 2017	1,126	↓
Variance since June 2016	(3.7%)	↓



ACTIVITY



Adjusted Scheduled Activity (UDA)		
Month	2017	2018
April	17	36
May	126	326
June	126	663
July	1,067	
August	1,067	
September	1,961	
October	2,286	
November	3,196	
December	3,196	
January	3,883	
February	4,335	
March	5,581	
April	5,859	
May	5,860	
June	5,861	

QUALITY

	Quantity	Base Number	Contract	AT	Region	England
% of FP17s for the same patient ID Re-attending within 3 months - Children	1	70	1.4%	11.8%	11.6%	12.0%
% of FP17s for the same patient ID Re-attending within 3 months - Adults	14	216	6.5%	16.4%	15.9%	16.0%
% of FP17s for the same patient ID Re-attending between 3 & 9 months - Children	43	70	61.4%	55.3%	60.4%	58.0%
% of FP17s for the same patient ID Re-attending between 3 & 9 months - Adults	107	216	49.5%	48.9%	52.3%	50.9%
% of FP17s for Band 1 Urgent Courses	3	244	1.2%	10.6%	9.5%	9.1%
% of FP17s Relating to Free Repair or Replacements	0	244	0.0%	0.6%	0.7%	0.8%
% of FP17s Relating to Continuations	0	244	0.0%	0.8%	1.0%	1.1%
% of Patients satisfied with the dentistry they have received	6	7	N/A	90.0%	91.9%	91.7%
% of Patients satisfied with the time they had to wait for an appointment	7	7	N/A	87.2%	88.0%	88.0%

* This is based on patients treated on this contract for their most recent course of treatment. Figures in italics indicate the base number of FP17s or Patient Questionnaire responses are less than 100. N/A is shown where the base number of responses is less than 10 during the period. % is calculated as Quantity/Base number*100

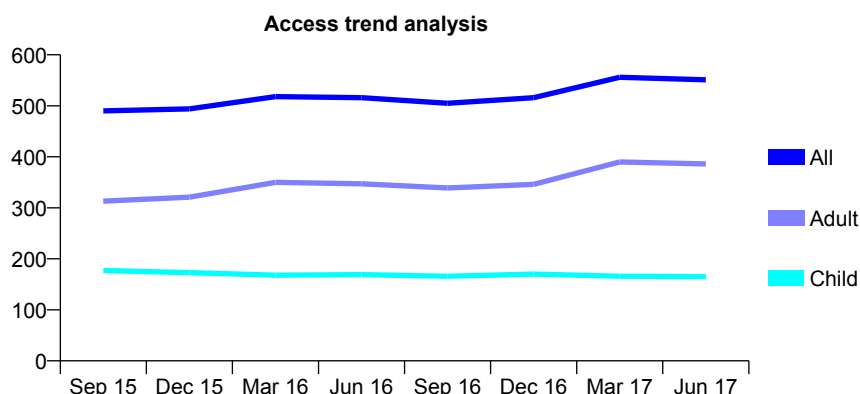
Q67 - Vital Signs At a Glance Contract Report for 629871/0003 - June 2017

Name or company name	MR CM BROWNE
Contract type name	GDS Contract
Purpose of contract	General
Contract start date	01/09/2013
Contract end date	

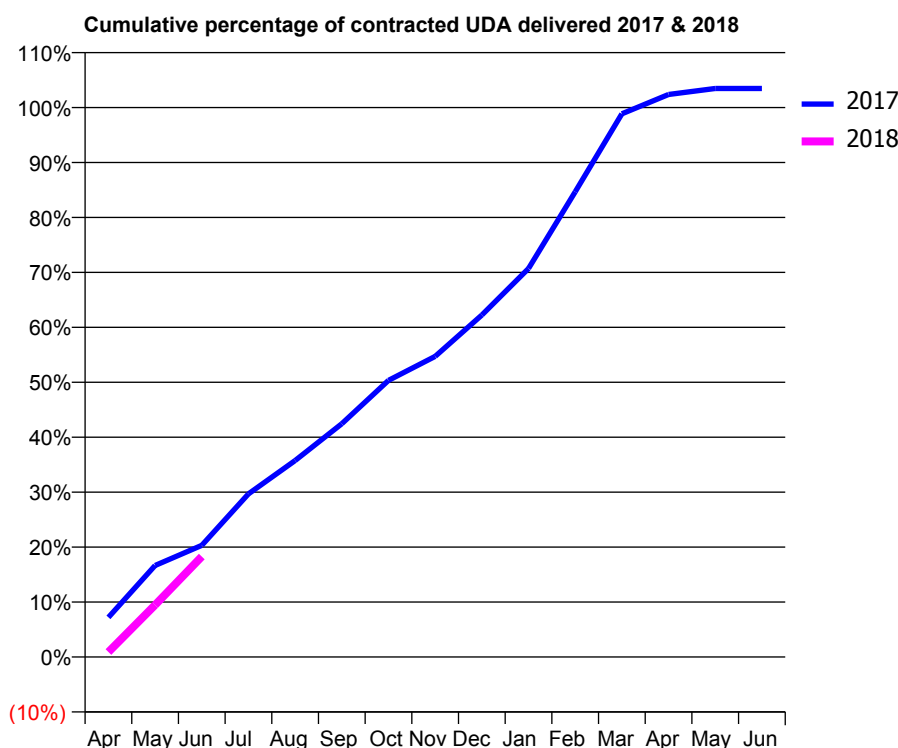
17/18 Contracted general activity (UDA)	1,765
Carry forward general activity (UDA)	0
17/18 Contracted orthodontic activity (UOA)	0
Carry forward orthodontic activity (UOA)	0
Baseline contract value	£49,843.10

ACCESS*

Patients seen in 24 months	Total	Change since previous quarter
Quarter ending June 2016	516	
Quarter ending September 2016	505	↓
Quarter ending December 2016	516	↑
Quarter ending March 2017	556	↑
Quarter ending June 2017	551	→
Variance since June 2016	6.8%	↑



ACTIVITY



Adjusted Scheduled Activity (UDA)		
Month	2017	2018
April	128	16
May	294	167
June	359	323
July	524	
August	631	
September	749	
October	889	
November	966	
December	1,099	
January	1,248	
February	1,494	
March	1,745	
April	1,807	
May	1,826	
June	1,826	

QUALITY

	Quantity	Base Number	Contract	AT	Region	England
% of FP17s for the same patient ID Re-attending within 3 months - Children	0	66	0.0%	11.8%	11.6%	12.0%
% of FP17s for the same patient ID Re-attending within 3 months - Adults	17	93	18.3%	16.4%	15.9%	16.0%
% of FP17s for the same patient ID Re-attending between 3 & 9 months - Children	55	66	83.3%	55.3%	60.4%	58.0%
% of FP17s for the same patient ID Re-attending between 3 & 9 months - Adults	53	93	57.0%	48.9%	52.3%	50.9%
% of FP17s for Band 1 Urgent Courses	4	132	3.0%	10.6%	9.5%	9.1%
% of FP17s Relating to Free Repair or Replacements	1	132	0.8%	0.6%	0.7%	0.8%
% of FP17s Relating to Continuations	0	132	0.0%	0.8%	1.0%	1.1%
% of Patients satisfied with the dentistry they have received	1	1	N/A	90.0%	91.9%	91.7%
% of Patients satisfied with the time they had to wait for an appointment	1	1	N/A	87.2%	88.0%	88.0%

* This is based on patients treated on this contract for their most recent course of treatment. Figures in italics indicate the base number of FP17s or Patient Questionnaire responses are less than 100. N/A is shown where the base number of responses is less than 10 during the period. % is calculated as Quantity/Base number*100

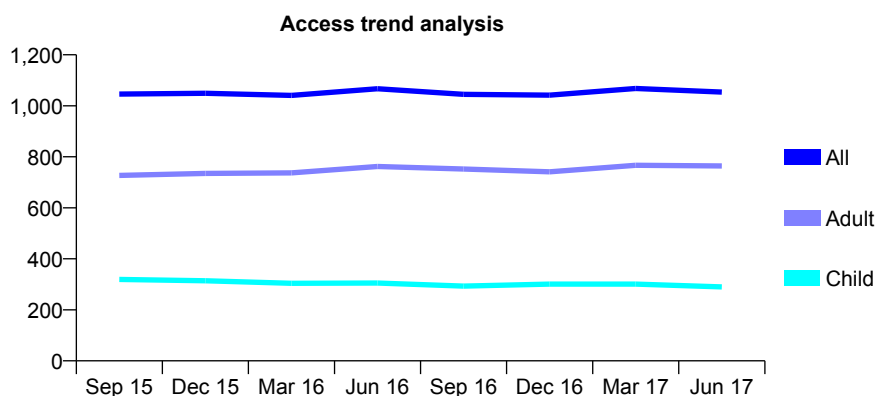
Q67 - Vital Signs At a Glance Contract Report for 630047/0001 - June 2017

Name or company name	MISS JH FORRYAN
Contract type name	GDS Contract
Purpose of contract	General
Contract start date	01/04/2006
Contract end date	

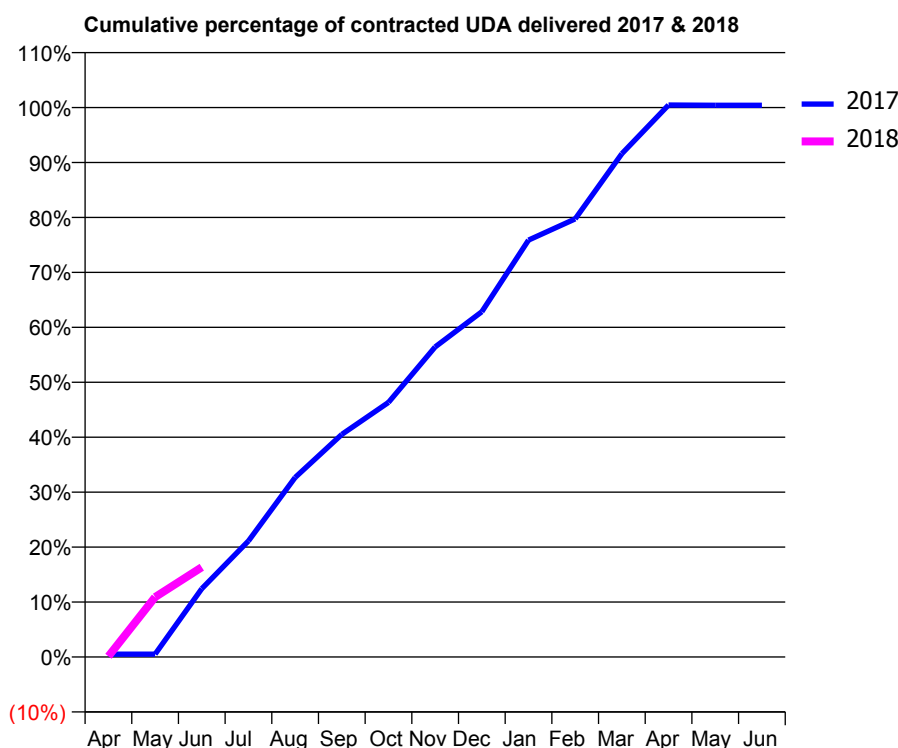
17/18 Contracted general activity (UDA)	2,376
Carry forward general activity (UDA)	0
17/18 Contracted orthodontic activity (UOA)	0
Carry forward orthodontic activity (UOA)	0
Baseline contract value	£52,808.20

ACCESS*

Patients seen in 24 months	Total	Change since previous quarter
Quarter ending June 2016	1,067	
Quarter ending September 2016	1,045	↓
Quarter ending December 2016	1,042	→
Quarter ending March 2017	1,068	↑
Quarter ending June 2017	1,054	↓
Variance since June 2016	(1.2%)	↓



ACTIVITY



Adjusted Scheduled Activity (UDA)		
Month	2017	2018
April	12	3
May	12	259
June	296	388
July	502	
August	777	
September	963	
October	1,101	
November	1,341	
December	1,493	
January	1,802	
February	1,894	
March	2,176	
April	2,387	
May	2,386	
June	2,386	

QUALITY

	Quantity	Base Number	Contract	AT	Region	England
% of FP17s for the same patient ID Re-attending within 3 months - Children	1	104	1.0%	11.8%	11.6%	12.0%
% of FP17s for the same patient ID Re-attending within 3 months - Adults	15	171	8.8%	16.4%	15.9%	16.0%
% of FP17s for the same patient ID Re-attending between 3 & 9 months - Children	67	104	64.4%	55.3%	60.4%	58.0%
% of FP17s for the same patient ID Re-attending between 3 & 9 months - Adults	56	171	32.7%	48.9%	52.3%	50.9%
% of FP17s for Band 1 Urgent Courses	6	186	3.2%	10.6%	9.5%	9.1%
% of FP17s Relating to Free Repair or Replacements	0	186	0.0%	0.6%	0.7%	0.8%
% of FP17s Relating to Continuations	1	186	0.5%	0.8%	1.0%	1.1%
% of Patients satisfied with the dentistry they have received	2	2	N/A	90.0%	91.9%	91.7%
% of Patients satisfied with the time they had to wait for an appointment	2	2	N/A	87.2%	88.0%	88.0%

* This is based on patients treated on this contract for their most recent course of treatment. Figures in italics indicate the base number of FP17s or Patient Questionnaire responses are less than 100. N/A is shown where the base number of responses is less than 10 during the period. % is calculated as Quantity/Base number*100

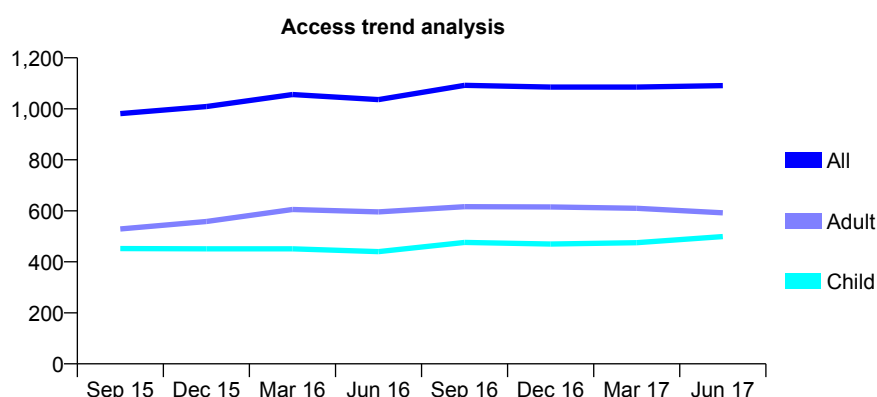
Q67 - Vital Signs At a Glance Contract Report for 636576/0001 - June 2017

Name or company name	MISS FM BRUMMITT
Contract type name	GDS Contract
Purpose of contract	General
Contract start date	01/04/2006
Contract end date	

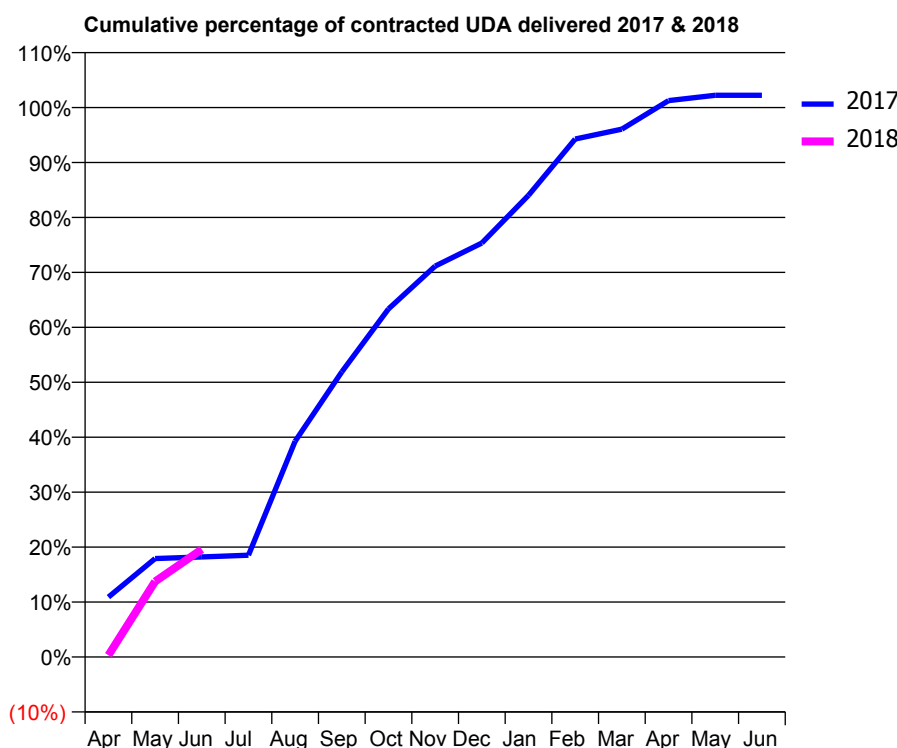
17/18 Contracted general activity (UDA)	2,500
Carry forward general activity (UDA)	0
17/18 Contracted orthodontic activity (UOA)	0
Carry forward orthodontic activity (UOA)	0
Baseline contract value	£61,524.02

ACCESS*

Patients seen in 24 months	Total	Change since previous quarter
Quarter ending June 2016	1,036	
Quarter ending September 2016	1,092	↑
Quarter ending December 2016	1,085	→
Quarter ending March 2017	1,085	→
Quarter ending June 2017	1,091	→
Variance since June 2016	5.3%	↑



ACTIVITY



Month	Adjusted Scheduled Activity (UDA)	
	2017	2018
April	273	8
May	448	344
June	455	490
July	463	
August	982	
September	1,298	
October	1,584	
November	1,778	
December	1,884	
January	2,100	
February	2,356	
March	2,402	
April	2,532	
May	2,556	
June	2,556	

QUALITY

	Quantity	Base Number	Contract	AT	Region	England
% of FP17s for the same patient ID Re-attending within 3 months - Children	18	201	9.0%	11.8%	11.6%	12.0%
% of FP17s for the same patient ID Re-attending within 3 months - Adults	16	120	13.3%	16.4%	15.9%	16.0%
% of FP17s for the same patient ID Re-attending between 3 & 9 months - Children	111	201	55.2%	55.3%	60.4%	58.0%
% of FP17s for the same patient ID Re-attending between 3 & 9 months - Adults	60	120	50.0%	48.9%	52.3%	50.9%
% of FP17s for Band 1 Urgent Courses	5	260	1.9%	10.6%	9.5%	9.1%
% of FP17s Relating to Free Repair or Replacements	0	260	0.0%	0.6%	0.7%	0.8%
% of FP17s Relating to Continuations	1	260	0.4%	0.8%	1.0%	1.1%
% of Patients satisfied with the dentistry they have received	1	1	N/A	90.0%	91.9%	91.7%
% of Patients satisfied with the time they had to wait for an appointment	1	1	N/A	87.2%	88.0%	88.0%

* This is based on patients treated on this contract for their most recent course of treatment. Figures in italics indicate the base number of FP17s or Patient Questionnaire responses are less than 100. N/A is shown where the base number of responses is less than 10 during the period. % is calculated as Quantity/Base number*100

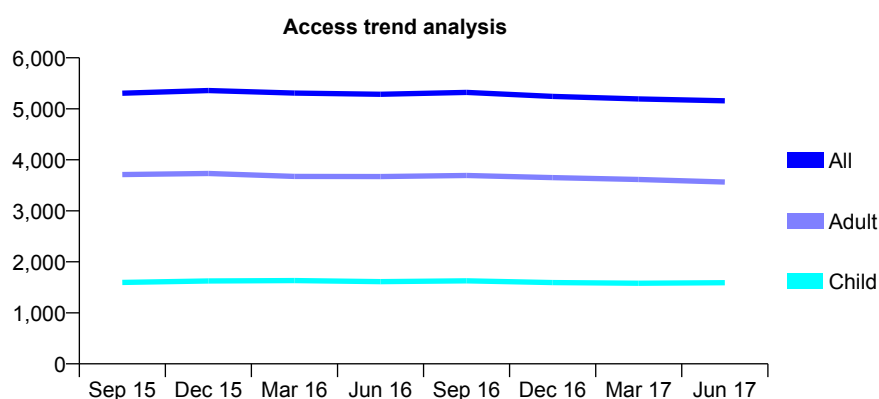
Q67 - Vital Signs At a Glance Contract Report for 638323/0001 - June 2017

Name or company name	MR SS PHOTAY
Contract type name	GDS Contract
Purpose of contract	General
Contract start date	01/04/2006
Contract end date	

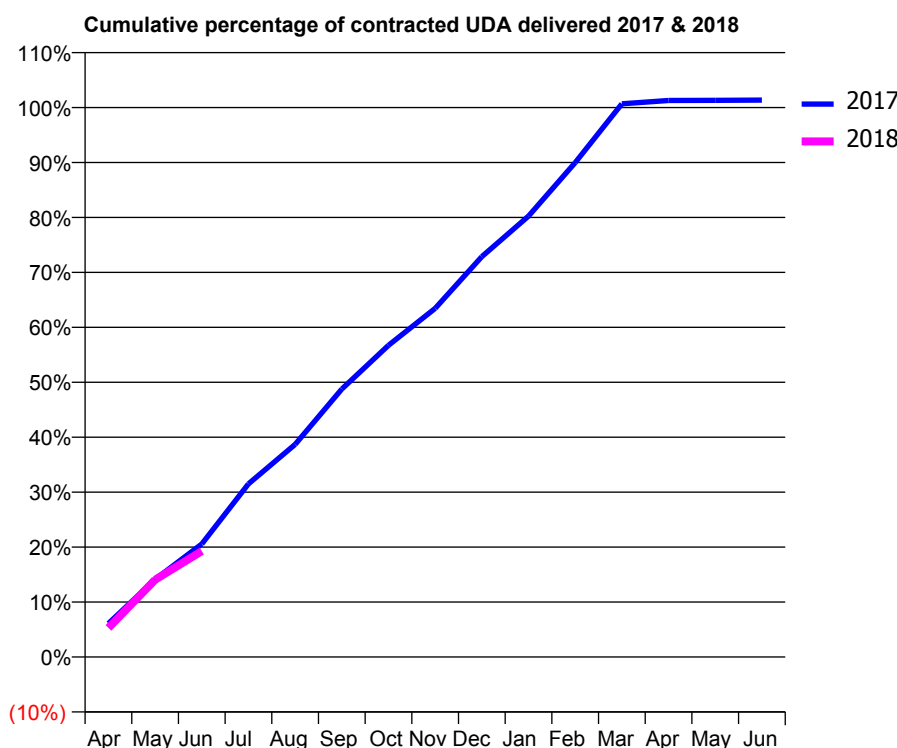
17/18 Contracted general activity (UDA)	12,702
Carry forward general activity (UDA)	0
17/18 Contracted orthodontic activity (UOA)	0
Carry forward orthodontic activity (UOA)	0
Baseline contract value	£310,568.91

ACCESS*

Patients seen in 24 months	Total	Change since previous quarter
Quarter ending June 2016	5,284	
Quarter ending September 2016	5,321	→
Quarter ending December 2016	5,243	↓
Quarter ending March 2017	5,194	→
Quarter ending June 2017	5,158	→
Variance since June 2016	(2.4%)	↓



ACTIVITY



Month	Adjusted Scheduled Activity (UDA)	
	2017	2018
April	776	675
May	1,795	1,785
June	2,614	2,448
July	4,003	
August	4,915	
September	6,195	
October	7,206	
November	8,059	
December	9,256	
January	10,191	
February	11,429	
March	12,788	
April	12,864	
May	12,867	
June	12,873	

QUALITY

	Quantity	Base Number	Contract	AT	Region	England
% of FP17s for the same patient ID Re-attending within 3 months - Children	23	349	6.6%	11.8%	11.6%	12.0%
% of FP17s for the same patient ID Re-attending within 3 months - Adults	74	646	11.5%	16.4%	15.9%	16.0%
% of FP17s for the same patient ID Re-attending between 3 & 9 months - Children	120	349	34.4%	55.3%	60.4%	58.0%
% of FP17s for the same patient ID Re-attending between 3 & 9 months - Adults	208	646	32.2%	48.9%	52.3%	50.9%
% of FP17s for Band 1 Urgent Courses	72	955	7.5%	10.6%	9.5%	9.1%
% of FP17s Relating to Free Repair or Replacements	13	955	1.4%	0.6%	0.7%	0.8%
% of FP17s Relating to Continuations	23	955	2.4%	0.8%	1.0%	1.1%
% of Patients satisfied with the dentistry they have received	12	13	92.3%	90.0%	91.9%	91.7%
% of Patients satisfied with the time they had to wait for an appointment	9	13	69.2%	87.2%	88.0%	88.0%

* This is based on patients treated on this contract for their most recent course of treatment. Figures in italics indicate the base number of FP17s or Patient Questionnaire responses are less than 100. N/A is shown where the base number of responses is less than 10 during the period. % is calculated as Quantity/Base number*100

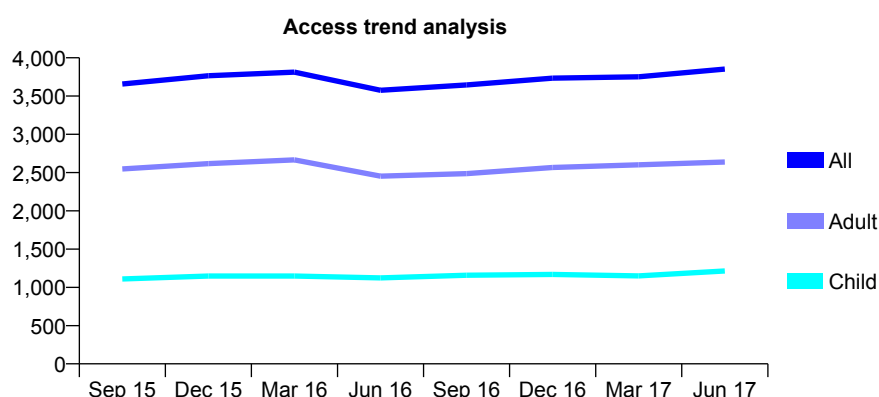
Q67 - Vital Signs At a Glance Contract Report for 638323/0002 - June 2017

Name or company name	MR SS PHOTAY
Contract type name	GDS Contract
Purpose of contract	General
Contract start date	01/04/2006
Contract end date	

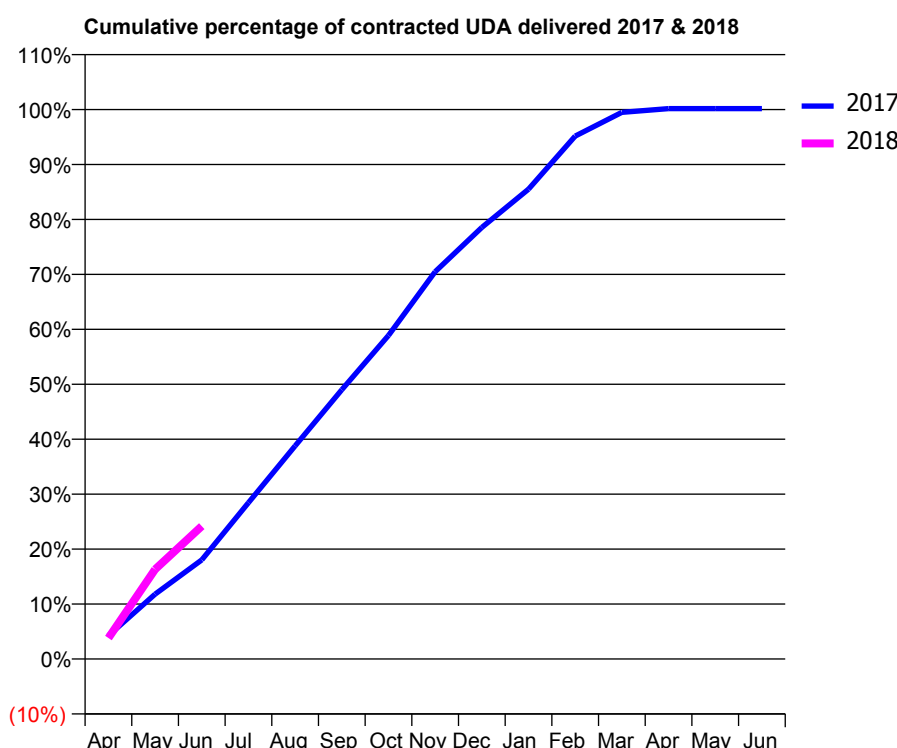
17/18 Contracted general activity (UDA)	10,254
Carry forward general activity (UDA)	0
17/18 Contracted orthodontic activity (UOA)	0
Carry forward orthodontic activity (UOA)	0
Baseline contract value	£250,714.34

ACCESS*

Patients seen in 24 months	Total	Change since previous quarter
Quarter ending June 2016	3,576	
Quarter ending September 2016	3,645	→
Quarter ending December 2016	3,735	↑
Quarter ending March 2017	3,752	→
Quarter ending June 2017	3,852	↑
Variance since June 2016	7.7%	↑



ACTIVITY



Adjusted Scheduled Activity (UDA)		
Month	2017	2018
April	437	392
May	1,210	1,673
June	1,849	2,479
July	2,918	
August	3,978	
September	5,026	
October	6,037	
November	7,226	
December	8,053	
January	8,768	
February	9,759	
March	10,200	
April	10,271	
May	10,271	
June	10,272	

QUALITY

	Quantity	Base Number	Contract	AT	Region	England
% of FP17s for the same patient ID Re-attending within 3 months - Children	24	374	6.4%	11.8%	11.6%	12.0%
% of FP17s for the same patient ID Re-attending within 3 months - Adults	123	733	16.8%	16.4%	15.9%	16.0%
% of FP17s for the same patient ID Re-attending between 3 & 9 months - Children	127	374	34.0%	55.3%	60.4%	58.0%
% of FP17s for the same patient ID Re-attending between 3 & 9 months - Adults	224	733	30.6%	48.9%	52.3%	50.9%
% of FP17s for Band 1 Urgent Courses	212	1,080	19.6%	10.6%	9.5%	9.1%
% of FP17s Relating to Free Repair or Replacements	11	1,080	1.0%	0.6%	0.7%	0.8%
% of FP17s Relating to Continuations	10	1,080	0.9%	0.8%	1.0%	1.1%
% of Patients satisfied with the dentistry they have received	8	9	N/A	90.0%	91.9%	91.7%
% of Patients satisfied with the time they had to wait for an appointment	7	9	N/A	87.2%	88.0%	88.0%

* This is based on patients treated on this contract for their most recent course of treatment. Figures in italics indicate the base number of FP17s or Patient Questionnaire responses are less than 100. N/A is shown where the base number of responses is less than 10 during the period. % is calculated as Quantity/Base number*100

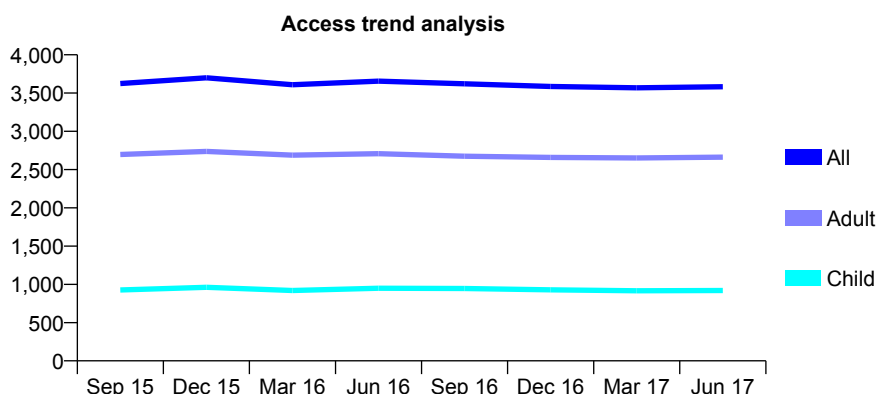
Q67 - Vital Signs At a Glance Contract Report for 638323/0003 - June 2017

Name or company name	MR SS PHOTAY
Contract type name	GDS Contract
Purpose of contract	General
Contract start date	01/04/2006
Contract end date	

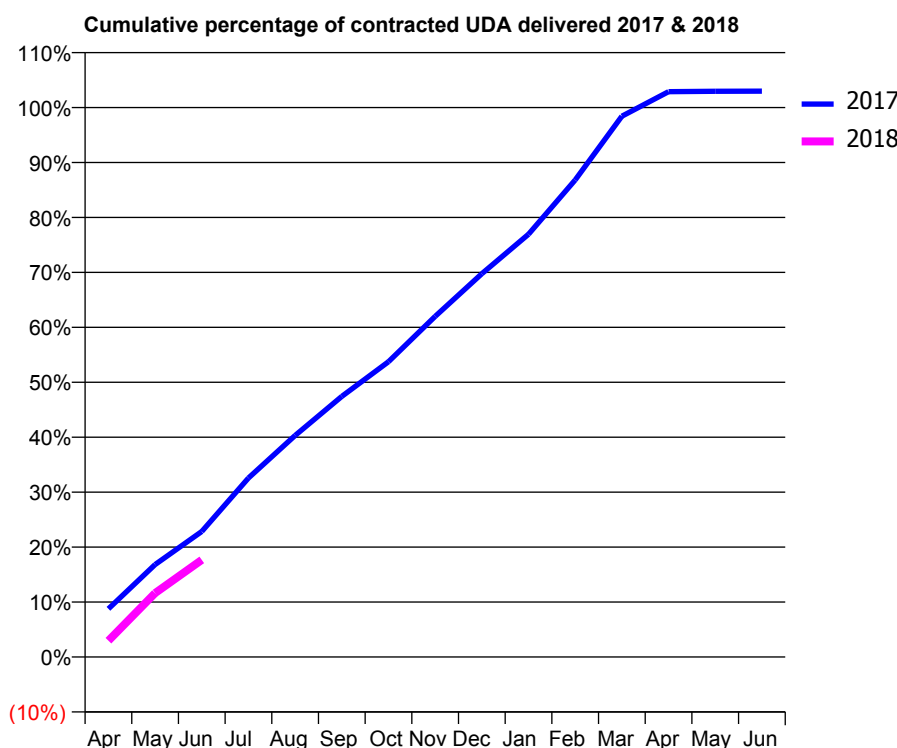
17/18 Contracted general activity (UDA)	9,000
Carry forward general activity (UDA)	0
17/18 Contracted orthodontic activity (UOA)	0
Carry forward orthodontic activity (UOA)	0
Baseline contract value	£220,053.56

ACCESS*

Patients seen in 24 months	Total	Change since previous quarter
Quarter ending June 2016	3,656	
Quarter ending September 2016	3,621	→
Quarter ending December 2016	3,586	→
Quarter ending March 2017	3,568	→
Quarter ending June 2017	3,583	→
Variance since June 2016	(2.0%)	↓



ACTIVITY



Adjusted Scheduled Activity (UDA)		
Month	2017	2018
April	789	267
May	1,515	1,046
June	2,056	1,592
July	2,932	
August	3,628	
September	4,268	
October	4,837	
November	5,579	
December	6,278	
January	6,924	
February	7,813	
March	8,858	
April	9,260	
May	9,267	
June	9,268	

QUALITY

	Quantity	Base Number	Contract	AT	Region	England
% of FP17s for the same patient ID Re-attending within 3 months - Children	14	237	5.9%	11.8%	11.6%	12.0%
% of FP17s for the same patient ID Re-attending within 3 months - Adults	99	665	14.9%	16.4%	15.9%	16.0%
% of FP17s for the same patient ID Re-attending between 3 & 9 months - Children	64	237	27.0%	55.3%	60.4%	58.0%
% of FP17s for the same patient ID Re-attending between 3 & 9 months - Adults	213	665	32.0%	48.9%	52.3%	50.9%
% of FP17s for Band 1 Urgent Courses	104	712	14.6%	10.6%	9.5%	9.1%
% of FP17s Relating to Free Repair or Replacements	10	712	1.4%	0.6%	0.7%	0.8%
% of FP17s Relating to Continuations	5	712	0.7%	0.8%	1.0%	1.1%
% of Patients satisfied with the dentistry they have received	8	11	72.7%	90.0%	91.9%	91.7%
% of Patients satisfied with the time they had to wait for an appointment	10	11	90.9%	87.2%	88.0%	88.0%

* This is based on patients treated on this contract for their most recent course of treatment. Figures in italics indicate the base number of FP17s or Patient Questionnaire responses are less than 100. N/A is shown where the base number of responses is less than 10 during the period. % is calculated as Quantity/Base number*100

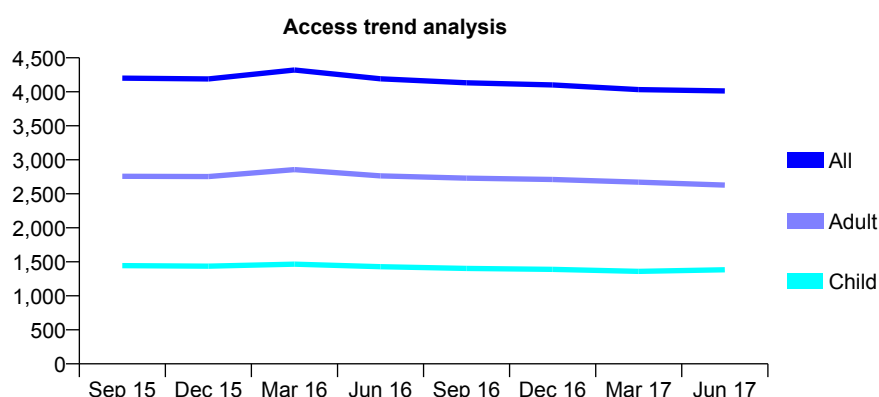
Q67 - Vital Signs At a Glance Contract Report for 638323/0004 - June 2017

Name or company name	MR SS PHOTAY
Contract type name	GDS Contract
Purpose of contract	General
Contract start date	01/04/2006
Contract end date	

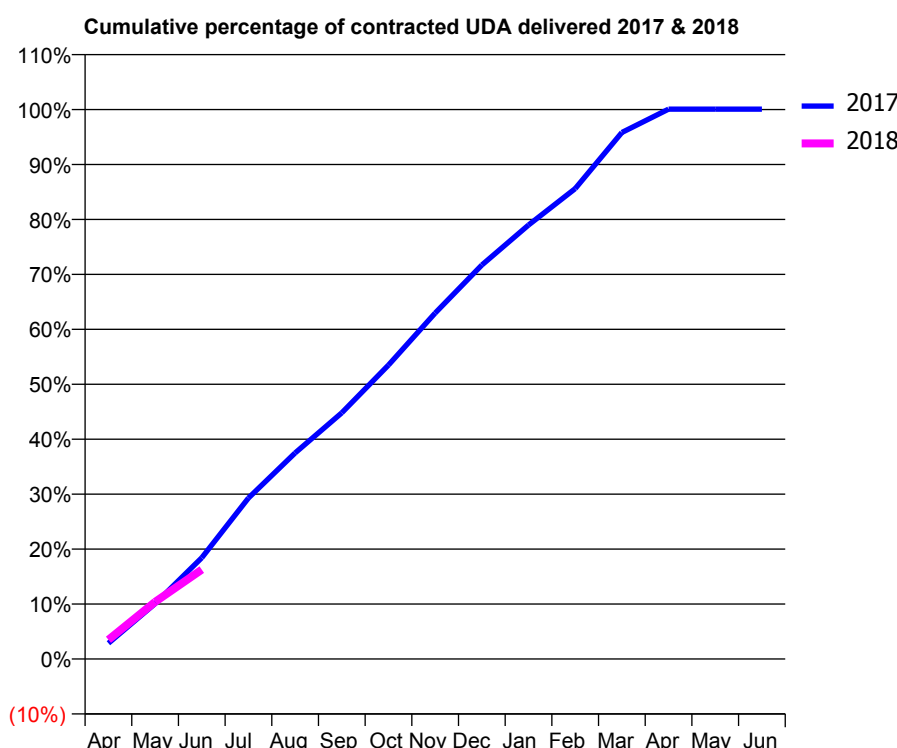
17/18 Contracted general activity (UDA)	10,500
Carry forward general activity (UDA)	0
17/18 Contracted orthodontic activity (UOA)	0
Carry forward orthodontic activity (UOA)	0
Baseline contract value	£256,729.15

ACCESS*

Patients seen in 24 months	Total	Change since previous quarter
Quarter ending June 2016	4,191	
Quarter ending September 2016	4,133	↓
Quarter ending December 2016	4,100	→
Quarter ending March 2017	4,032	↓
Quarter ending June 2017	4,013	→
Variance since June 2016	(4.2%)	↓



ACTIVITY



Adjusted Scheduled Activity (UDA)		
Month	2017	2018
April	302	368
May	1,059	1,092
June	1,935	1,709
July	3,076	
August	3,937	
September	4,705	
October	5,617	
November	6,611	
December	7,528	
January	8,292	
February	8,988	
March	10,060	
April	10,506	
May	10,506	
June	10,506	

QUALITY

	Quantity	Base Number	Contract	AT	Region	England
% of FP17s for the same patient ID Re-attending within 3 months - Children	29	476	6.1%	11.8%	11.6%	12.0%
% of FP17s for the same patient ID Re-attending within 3 months - Adults	58	660	8.8%	16.4%	15.9%	16.0%
% of FP17s for the same patient ID Re-attending between 3 & 9 months - Children	236	476	49.6%	55.3%	60.4%	58.0%
% of FP17s for the same patient ID Re-attending between 3 & 9 months - Adults	348	660	52.7%	48.9%	52.3%	50.9%
% of FP17s for Band 1 Urgent Courses	54	933	5.8%	10.6%	9.5%	9.1%
% of FP17s Relating to Free Repair or Replacements	10	933	1.1%	0.6%	0.7%	0.8%
% of FP17s Relating to Continuations	3	933	0.3%	0.8%	1.0%	1.1%
% of Patients satisfied with the dentistry they have received	3	5	N/A	90.0%	91.9%	91.7%
% of Patients satisfied with the time they had to wait for an appointment	3	5	N/A	87.2%	88.0%	88.0%

* This is based on patients treated on this contract for their most recent course of treatment. Figures in italics indicate the base number of FP17s or Patient Questionnaire responses are less than 100. N/A is shown where the base number of responses is less than 10 during the period. % is calculated as Quantity/Base number*100

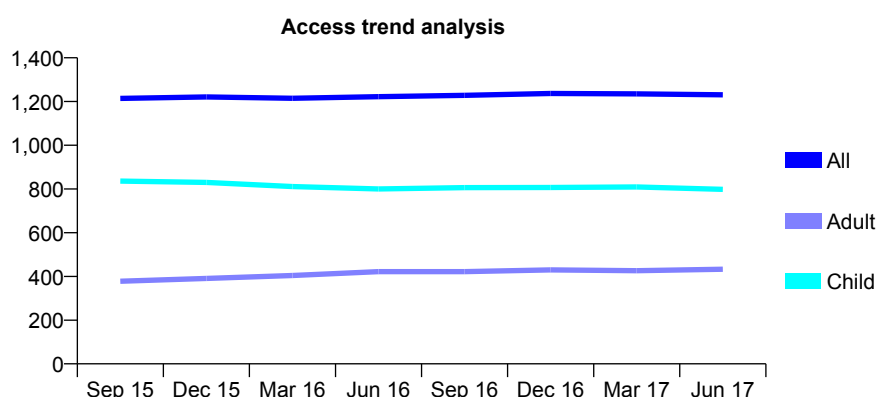
Q67 - Vital Signs At a Glance Contract Report for 639338/0001 - June 2017

Name or company name	MR MR ROBINSON
Contract type name	GDS Contract
Purpose of contract	General
Contract start date	01/04/2006
Contract end date	

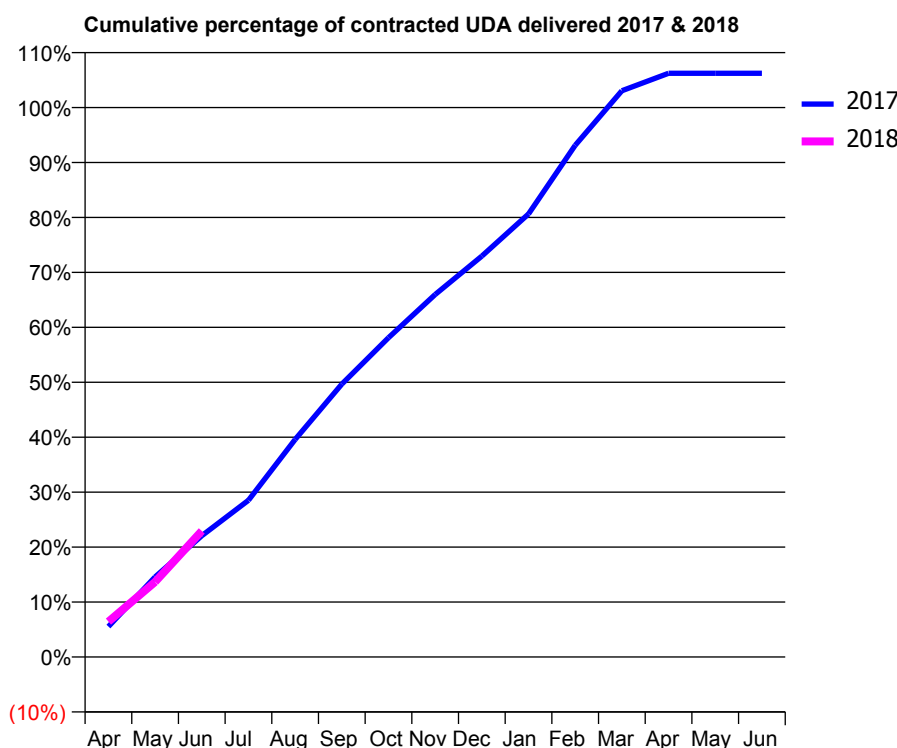
17/18 Contracted general activity (UDA)	2,580
Carry forward general activity (UDA)	0
17/18 Contracted orthodontic activity (UOA)	0
Carry forward orthodontic activity (UOA)	0
Baseline contract value	£63,082.01

ACCESS*

Patients seen in 24 months	Total	Change since previous quarter
Quarter ending June 2016	1,222	
Quarter ending September 2016	1,228	→
Quarter ending December 2016	1,237	→
Quarter ending March 2017	1,235	→
Quarter ending June 2017	1,231	→
Variance since June 2016	0.7%	→



ACTIVITY



Adjusted Scheduled Activity (UDA)		
Month	2017	2018
April	143	166
May	376	353
June	569	592
July	736	
August	1,021	
September	1,281	
October	1,499	
November	1,702	
December	1,882	
January	2,080	
February	2,402	
March	2,658	
April	2,741	
May	2,741	
June	2,741	

QUALITY

	Quantity	Base Number	Contract	AT	Region	England
% of FP17s for the same patient ID Re-attending within 3 months - Children	17	301	5.6%	11.8%	11.6%	12.0%
% of FP17s for the same patient ID Re-attending within 3 months - Adults	4	92	4.3%	16.4%	15.9%	16.0%
% of FP17s for the same patient ID Re-attending between 3 & 9 months - Children	220	301	73.1%	55.3%	60.4%	58.0%
% of FP17s for the same patient ID Re-attending between 3 & 9 months - Adults	50	92	54.3%	48.9%	52.3%	50.9%
% of FP17s for Band 1 Urgent Courses	0	335	0.0%	10.6%	9.5%	9.1%
% of FP17s Relating to Free Repair or Replacements	0	335	0.0%	0.6%	0.7%	0.8%
% of FP17s Relating to Continuations	0	335	0.0%	0.8%	1.0%	1.1%
% of Patients satisfied with the dentistry they have received	1	1	N/A	90.0%	91.9%	91.7%
% of Patients satisfied with the time they had to wait for an appointment	1	1	N/A	87.2%	88.0%	88.0%

* This is based on patients treated on this contract for their most recent course of treatment. Figures in italics indicate the base number of FP17s or Patient Questionnaire responses are less than 100. N/A is shown where the base number of responses is less than 10 during the period. % is calculated as Quantity/Base number*100

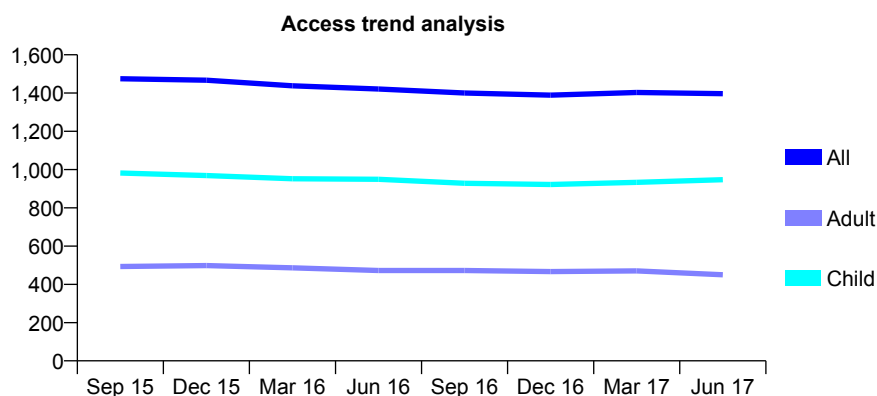
Q67 - Vital Signs At a Glance Contract Report for 651117/0001 - June 2017

Name or company name	MR GS DORMAN
Contract type name	GDS Contract
Purpose of contract	General
Contract start date	01/04/2006
Contract end date	

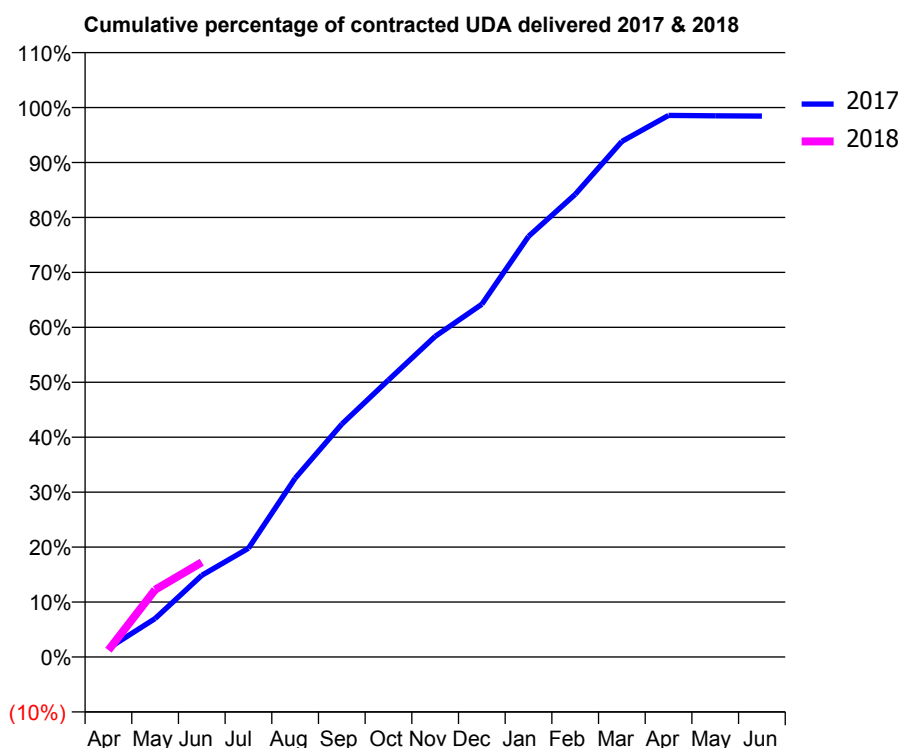
17/18 Contracted general activity (UDA)	3,807
Carry forward general activity (UDA)	0
17/18 Contracted orthodontic activity (UOA)	0
Carry forward orthodontic activity (UOA)	0
Baseline contract value	£93,082.65

ACCESS*

Patients seen in 24 months	Total	Change since previous quarter
Quarter ending June 2016	1,421	
Quarter ending September 2016	1,400	↓
Quarter ending December 2016	1,389	→
Quarter ending March 2017	1,403	→
Quarter ending June 2017	1,397	→
Variance since June 2016	(1.7%)	↓



ACTIVITY



Adjusted Scheduled Activity (UDA)		
Month	2017	2018
April	61	48
May	267	466
June	566	656
July	754	
August	1,238	
September	1,614	
October	1,919	
November	2,221	
December	2,444	
January	2,914	
February	3,205	
March	3,572	
April	3,752	
May	3,749	
June	3,748	

QUALITY

	Quantity	Base Number	Contract	AT	Region	England
% of FP17s for the same patient ID Re-attending within 3 months - Children	33	379	8.7%	11.8%	11.6%	12.0%
% of FP17s for the same patient ID Re-attending within 3 months - Adults	40	124	32.3%	16.4%	15.9%	16.0%
% of FP17s for the same patient ID Re-attending between 3 & 9 months - Children	270	379	71.2%	55.3%	60.4%	58.0%
% of FP17s for the same patient ID Re-attending between 3 & 9 months - Adults	48	124	38.7%	48.9%	52.3%	50.9%
% of FP17s for Band 1 Urgent Courses	16	395	4.1%	10.6%	9.5%	9.1%
% of FP17s Relating to Free Repair or Replacements	0	395	0.0%	0.6%	0.7%	0.8%
% of FP17s Relating to Continuations	0	395	0.0%	0.8%	1.0%	1.1%
% of Patients satisfied with the dentistry they have received	0	0	N/A	90.0%	91.9%	91.7%
% of Patients satisfied with the time they had to wait for an appointment	0	0	N/A	87.2%	88.0%	88.0%

* This is based on patients treated on this contract for their most recent course of treatment. Figures in italics indicate the base number of FP17s or Patient Questionnaire responses are less than 100. N/A is shown where the base number of responses is less than 10 during the period. % is calculated as Quantity/Base number*100

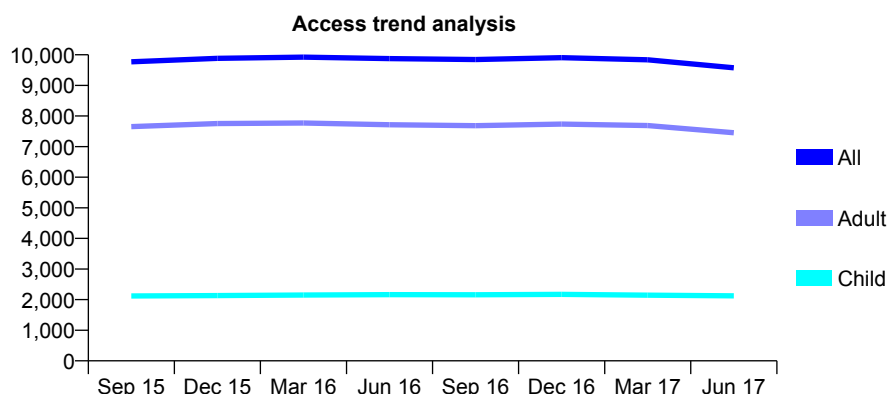
Q67 - Vital Signs At a Glance Contract Report for 653136/0001 - June 2017

Name or company name	MS EJ HARTLE
Contract type name	GDS Contract
Purpose of contract	General
Contract start date	01/04/2006
Contract end date	

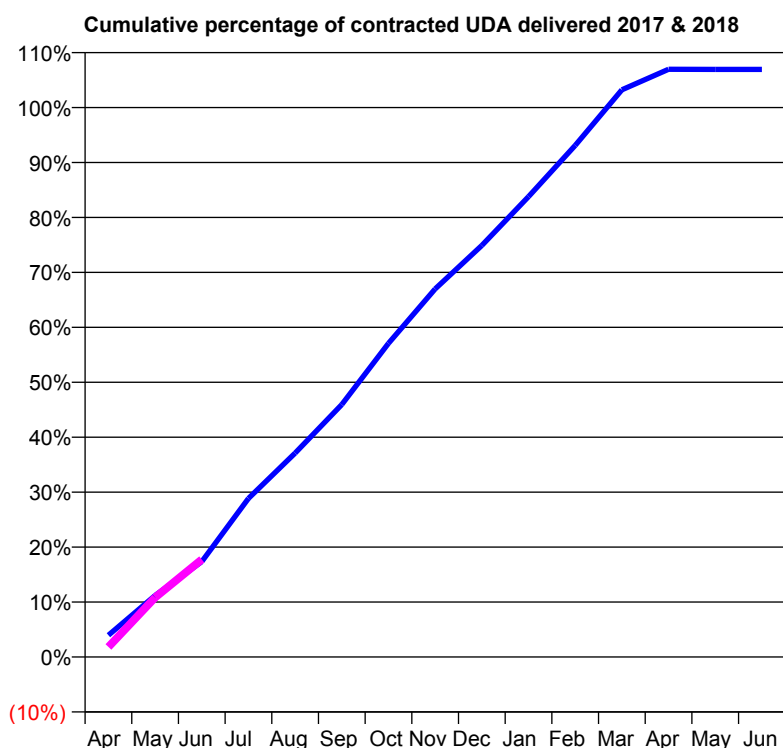
17/18 Contracted general activity (UDA)	25,466
Carry forward general activity (UDA)	0
17/18 Contracted orthodontic activity (UOA)	0
Carry forward orthodontic activity (UOA)	0
Baseline contract value	£622,785.96

ACCESS*

Patients seen in 24 months	Total	Change since previous quarter
Quarter ending June 2016	9,876	
Quarter ending September 2016	9,845	→
Quarter ending December 2016	9,908	→
Quarter ending March 2017	9,836	→
Quarter ending June 2017	9,576	↓
Variance since June 2016	(3.0%)	↓



ACTIVITY



Adjusted Scheduled Activity (UDA)		
Month	2017	2018
April	1,008	470
May	2,854	2,760
June	4,422	4,520
July	7,349	
August	9,451	
September	11,703	
October	14,540	
November	17,061	
December	19,077	
January	21,337	
February	23,708	
March	26,288	
April	27,236	
May	27,234	
June	27,234	

QUALITY

	Quantity	Base Number	Contract	AT	Region	England
% of FP17s for the same patient ID Re-attending within 3 months - Children	47	650	7.2%	11.8%	11.6%	12.0%
% of FP17s for the same patient ID Re-attending within 3 months - Adults	434	2,343	18.5%	16.4%	15.9%	16.0%
% of FP17s for the same patient ID Re-attending between 3 & 9 months - Children	321	650	49.4%	55.3%	60.4%	58.0%
% of FP17s for the same patient ID Re-attending between 3 & 9 months - Adults	1,113	2,343	47.5%	48.9%	52.3%	50.9%
% of FP17s for Band 1 Urgent Courses	389	2,539	15.3%	10.6%	9.5%	9.1%
% of FP17s Relating to Free Repair or Replacements	27	2,539	1.1%	0.6%	0.7%	0.8%
% of FP17s Relating to Continuations	16	2,539	0.6%	0.8%	1.0%	1.1%
% of Patients satisfied with the dentistry they have received	18	19	94.7%	90.0%	91.9%	91.7%
% of Patients satisfied with the time they had to wait for an appointment	17	19	89.5%	87.2%	88.0%	88.0%

* This is based on patients treated on this contract for their most recent course of treatment. Figures in italics indicate the base number of FP17s or Patient Questionnaire responses are less than 100. N/A is shown where the base number of responses is less than 10 during the period. % is calculated as Quantity/Base number*100

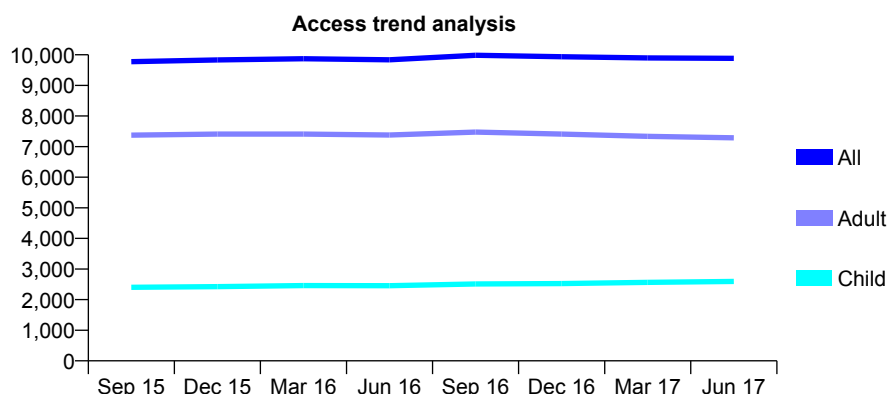
Q67 - Vital Signs At a Glance Contract Report for 653136/0002 - June 2017

Name or company name	MS EJ HARTLE
Contract type name	GDS Contract
Purpose of contract	General
Contract start date	02/11/2009
Contract end date	

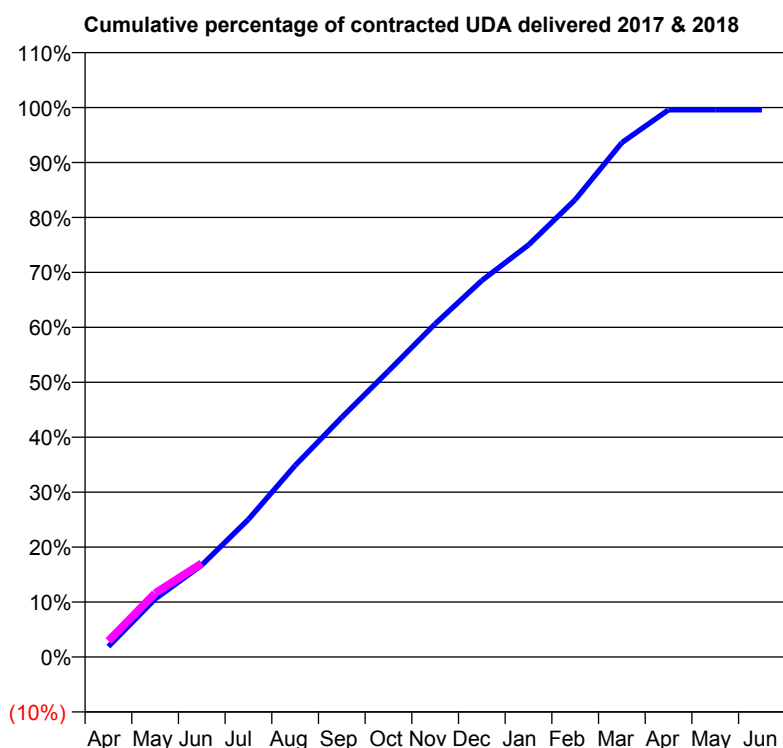
17/18 Contracted general activity (UDA)	24,000
Carry forward general activity (UDA)	0
17/18 Contracted orthodontic activity (UOA)	0
Carry forward orthodontic activity (UOA)	0
Baseline contract value	£610,453.83

ACCESS*

Patients seen in 24 months	Total	Change since previous quarter
Quarter ending June 2016	9,837	
Quarter ending September 2016	9,985	→
Quarter ending December 2016	9,935	→
Quarter ending March 2017	9,898	→
Quarter ending June 2017	9,884	→
Variance since June 2016	0.5%	→



ACTIVITY



Month	Adjusted Scheduled Activity (UDA)	
	2017	2018
April	456	699
May	2,537	2,789
June	4,013	4,093
July	6,015	
August	8,368	
September	10,468	
October	12,495	
November	14,551	
December	16,443	
January	18,000	
February	19,976	
March	22,467	
April	23,898	
May	23,897	
June	23,897	

QUALITY

	Quantity	Base Number	Contract	AT	Region	England
% of FP17s for the same patient ID Re-attending within 3 months - Children	58	761	7.6%	11.8%	11.6%	12.0%
% of FP17s for the same patient ID Re-attending within 3 months - Adults	259	1,865	13.9%	16.4%	15.9%	16.0%
% of FP17s for the same patient ID Re-attending between 3 & 9 months - Children	327	761	43.0%	55.3%	60.4%	58.0%
% of FP17s for the same patient ID Re-attending between 3 & 9 months - Adults	621	1,865	33.3%	48.9%	52.3%	50.9%
% of FP17s for Band 1 Urgent Courses	245	2,080	11.8%	10.6%	9.5%	9.1%
% of FP17s Relating to Free Repair or Replacements	14	2,080	0.7%	0.6%	0.7%	0.8%
% of FP17s Relating to Continuations	17	2,080	0.8%	0.8%	1.0%	1.1%
% of Patients satisfied with the dentistry they have received	15	20	75.0%	90.0%	91.9%	91.7%
% of Patients satisfied with the time they had to wait for an appointment	19	20	95.0%	87.2%	88.0%	88.0%

* This is based on patients treated on this contract for their most recent course of treatment. Figures in italics indicate the base number of FP17s or Patient Questionnaire responses are less than 100. N/A is shown where the base number of responses is less than 10 during the period. % is calculated as Quantity/Base number*100

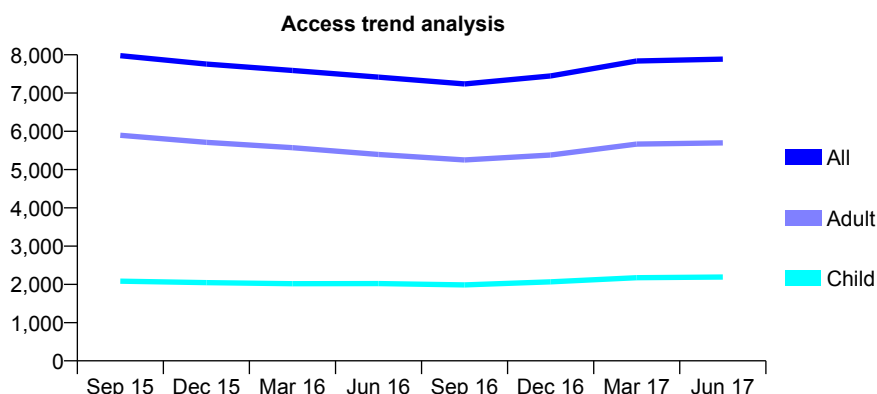
Q67 - Vital Signs At a Glance Contract Report for 653136/0003 - June 2017

Name or company name	MS EJ HARTLE
Contract type name	GDS Contract
Purpose of contract	General
Contract start date	01/01/2010
Contract end date	

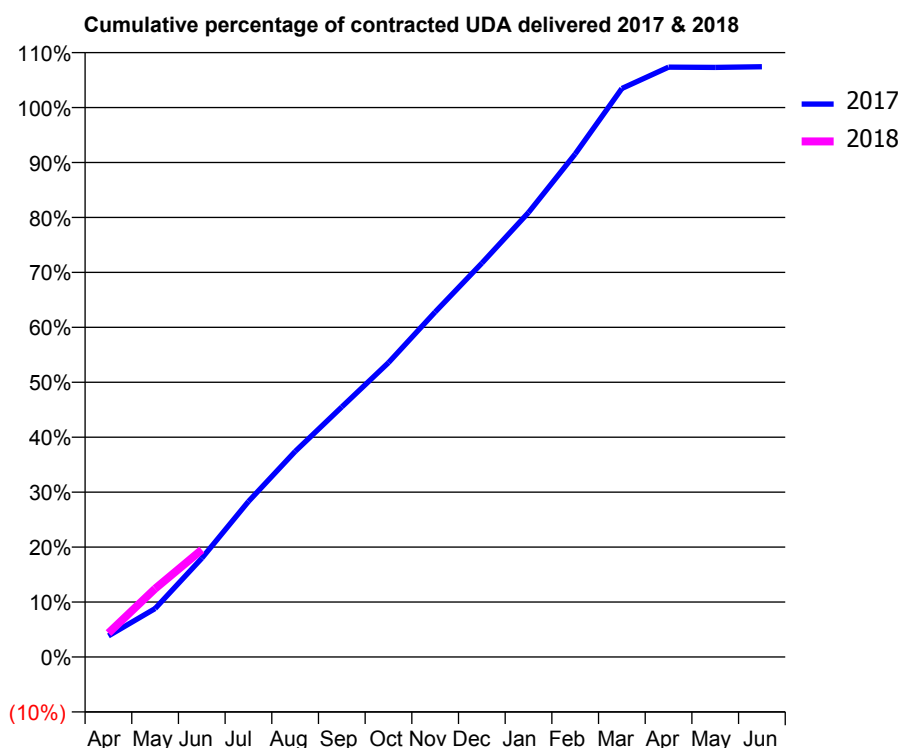
17/18 Contracted general activity (UDA)	18,000
Carry forward general activity (UDA)	0
17/18 Contracted orthodontic activity (UOA)	0
Carry forward orthodontic activity (UOA)	0
Baseline contract value	£439,184.82

ACCESS*

Patients seen in 24 months	Total	Change since previous quarter
Quarter ending June 2016	7,415	
Quarter ending September 2016	7,238	↓
Quarter ending December 2016	7,448	↑
Quarter ending March 2017	7,838	↑
Quarter ending June 2017	7,887	→
Variance since June 2016	6.4%	↑



ACTIVITY



Adjusted Scheduled Activity (UDA)		
Month	2017	2018
April	693	786
May	1,587	2,240
June	3,234	3,516
July	5,096	
August	6,734	
September	8,194	
October	9,641	
November	11,302	
December	12,900	
January	14,559	
February	16,477	
March	18,623	
April	19,320	
May	19,314	
June	19,336	

QUALITY

	Quantity	Base Number	Contract	AT	Region	England
% of FP17s for the same patient ID Re-attending within 3 months - Children	51	676	7.5%	11.8%	11.6%	12.0%
% of FP17s for the same patient ID Re-attending within 3 months - Adults	250	1,713	14.6%	16.4%	15.9%	16.0%
% of FP17s for the same patient ID Re-attending between 3 & 9 months - Children	362	676	53.6%	55.3%	60.4%	58.0%
% of FP17s for the same patient ID Re-attending between 3 & 9 months - Adults	737	1,713	43.0%	48.9%	52.3%	50.9%
% of FP17s for Band 1 Urgent Courses	241	1,998	12.1%	10.6%	9.5%	9.1%
% of FP17s Relating to Free Repair or Replacements	15	1,998	0.8%	0.6%	0.7%	0.8%
% of FP17s Relating to Continuations	4	1,998	0.2%	0.8%	1.0%	1.1%
% of Patients satisfied with the dentistry they have received	13	14	92.9%	90.0%	91.9%	91.7%
% of Patients satisfied with the time they had to wait for an appointment	14	14	100.0%	87.2%	88.0%	88.0%

* This is based on patients treated on this contract for their most recent course of treatment. Figures in italics indicate the base number of FP17s or Patient Questionnaire responses are less than 100. N/A is shown where the base number of responses is less than 10 during the period. % is calculated as Quantity/Base number*100

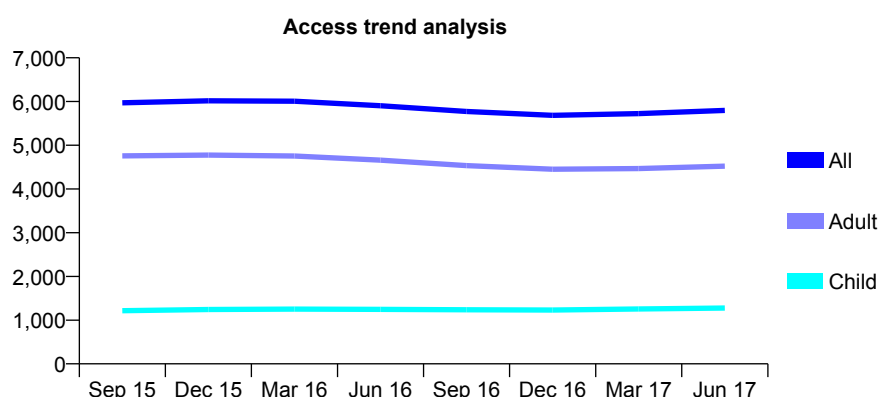
Q67 - Vital Signs At a Glance Contract Report for 653136/0005 - June 2017

Name or company name	MS EJ HARTLE
Contract type name	GDS Contract
Purpose of contract	General
Contract start date	15/11/2010
Contract end date	

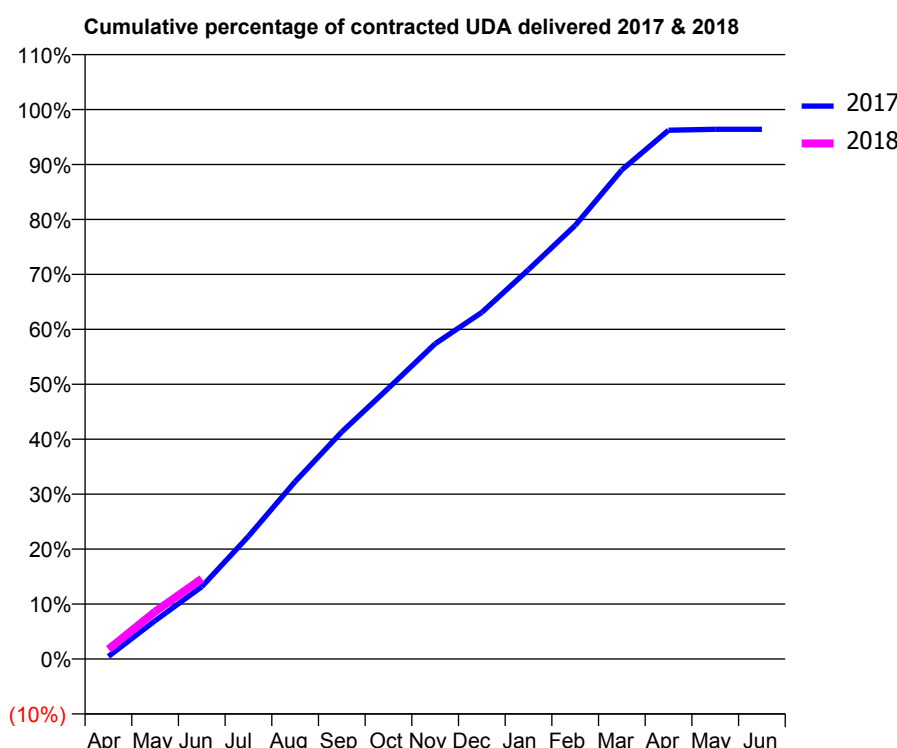
17/18 Contracted general activity (UDA)	16,000
Carry forward general activity (UDA)	0
17/18 Contracted orthodontic activity (UOA)	0
Carry forward orthodontic activity (UOA)	0
Baseline contract value	£404,103.23

ACCESS*

Patients seen in 24 months	Total	Change since previous quarter
Quarter ending June 2016	5,905	
Quarter ending September 2016	5,771	↓
Quarter ending December 2016	5,683	↓
Quarter ending March 2017	5,723	→
Quarter ending June 2017	5,796	→
Variance since June 2016	(1.8%)	↓



ACTIVITY



Adjusted Scheduled Activity (UDA)		
Month	2017	2018
April	75	285
May	1,117	1,379
June	2,108	2,341
July	3,576	
August	5,165	
September	6,612	
October	7,889	
November	9,182	
December	10,092	
January	11,341	
February	12,623	
March	14,244	
April	15,398	
May	15,422	
June	15,423	

QUALITY

	Quantity	Base Number	Contract	AT	Region	England
% of FP17s for the same patient ID Re-attending within 3 months - Children	20	367	5.4%	11.8%	11.6%	12.0%
% of FP17s for the same patient ID Re-attending within 3 months - Adults	153	1,287	11.9%	16.4%	15.9%	16.0%
% of FP17s for the same patient ID Re-attending between 3 & 9 months - Children	158	367	43.1%	55.3%	60.4%	58.0%
% of FP17s for the same patient ID Re-attending between 3 & 9 months - Adults	461	1,287	35.8%	48.9%	52.3%	50.9%
% of FP17s for Band 1 Urgent Courses	201	1,269	15.8%	10.6%	9.5%	9.1%
% of FP17s Relating to Free Repair or Replacements	17	1,269	1.3%	0.6%	0.7%	0.8%
% of FP17s Relating to Continuations	3	1,269	0.2%	0.8%	1.0%	1.1%
% of Patients satisfied with the dentistry they have received	10	12	83.3%	90.0%	91.9%	91.7%
% of Patients satisfied with the time they had to wait for an appointment	11	12	91.7%	87.2%	88.0%	88.0%

* This is based on patients treated on this contract for their most recent course of treatment. Figures in italics indicate the base number of FP17s or Patient Questionnaire responses are less than 100. N/A is shown where the base number of responses is less than 10 during the period. % is calculated as Quantity/Base number*100

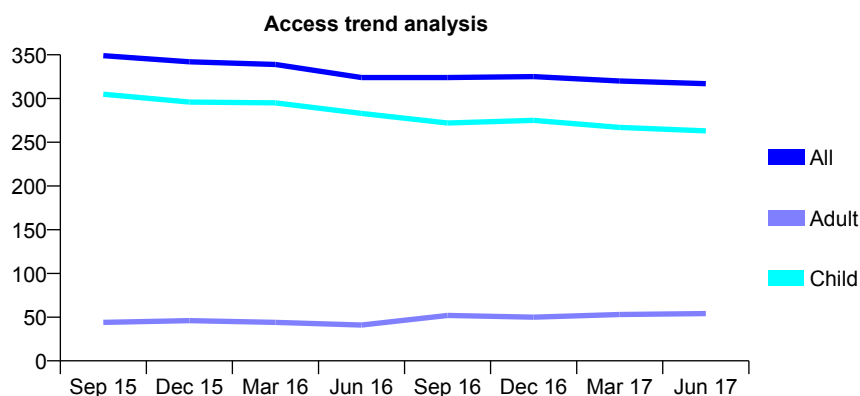
Q67 - Vital Signs At a Glance Contract Report for 661635/0001 - June 2017

Name or company name	MR S SHARMA
Contract type name	GDS Contract
Purpose of contract	General
Contract start date	01/04/2006
Contract end date	

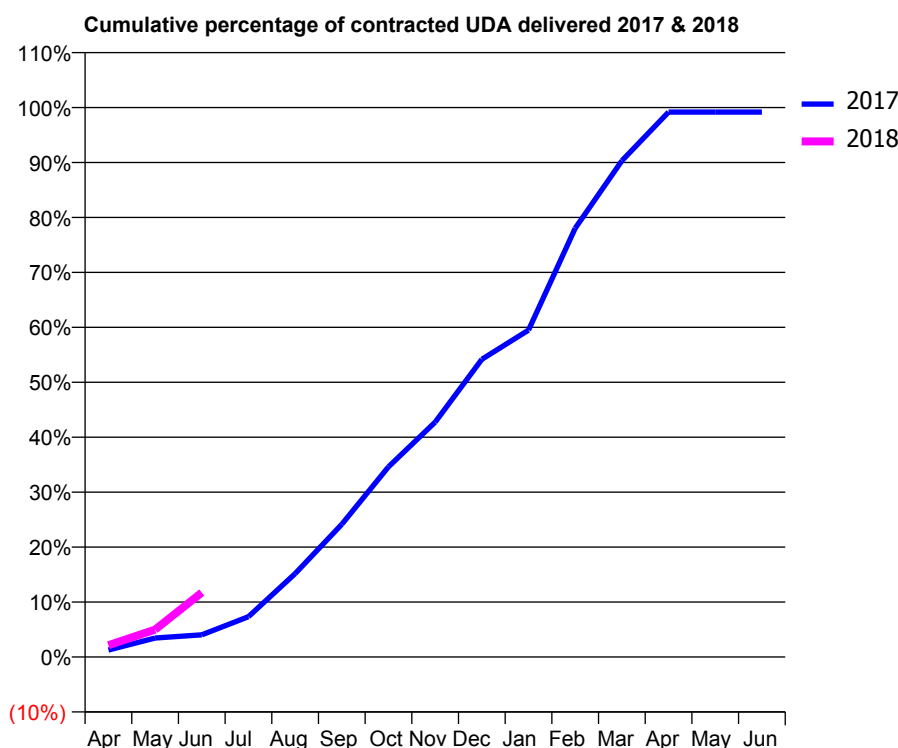
17/18 Contracted general activity (UDA)	701
Carry forward general activity (UDA)	0
17/18 Contracted orthodontic activity (UOA)	0
Carry forward orthodontic activity (UOA)	0
Baseline contract value	£17,139.73

ACCESS*

Patients seen in 24 months	Total	Change since previous quarter
Quarter ending June 2016	324	
Quarter ending September 2016	324	→
Quarter ending December 2016	325	→
Quarter ending March 2017	320	↓
Quarter ending June 2017	317	→
Variance since June 2016	(2.2%)	↓



ACTIVITY



Month	Adjusted Scheduled Activity (UDA)	
	2017	2018
April	9	15
May	24	35
June	28	82
July	51	
August	106	
September	169	
October	243	
November	300	
December	380	
January	417	
February	547	
March	633	
April	695	
May	695	
June	695	

QUALITY

	Quantity	Base Number	Contract	AT	Region	England
% of FP17s for the same patient ID Re-attending within 3 months - Children	9	86	10.5%	11.8%	11.6%	12.0%
% of FP17s for the same patient ID Re-attending within 3 months - Adults	0	6	0.0%	16.4%	15.9%	16.0%
% of FP17s for the same patient ID Re-attending between 3 & 9 months - Children	49	86	57.0%	55.3%	60.4%	58.0%
% of FP17s for the same patient ID Re-attending between 3 & 9 months - Adults	5	6	83.3%	48.9%	52.3%	50.9%
% of FP17s for Band 1 Urgent Courses	1	72	1.4%	10.6%	9.5%	9.1%
% of FP17s Relating to Free Repair or Replacements	0	72	0.0%	0.6%	0.7%	0.8%
% of FP17s Relating to Continuations	0	72	0.0%	0.8%	1.0%	1.1%
% of Patients satisfied with the dentistry they have received	0	0	N/A	90.0%	91.9%	91.7%
% of Patients satisfied with the time they had to wait for an appointment	0	0	N/A	87.2%	88.0%	88.0%

* This is based on patients treated on this contract for their most recent course of treatment. Figures in italics indicate the base number of FP17s or Patient Questionnaire responses are less than 100. N/A is shown where the base number of responses is less than 10 during the period. % is calculated as Quantity/Base number*100

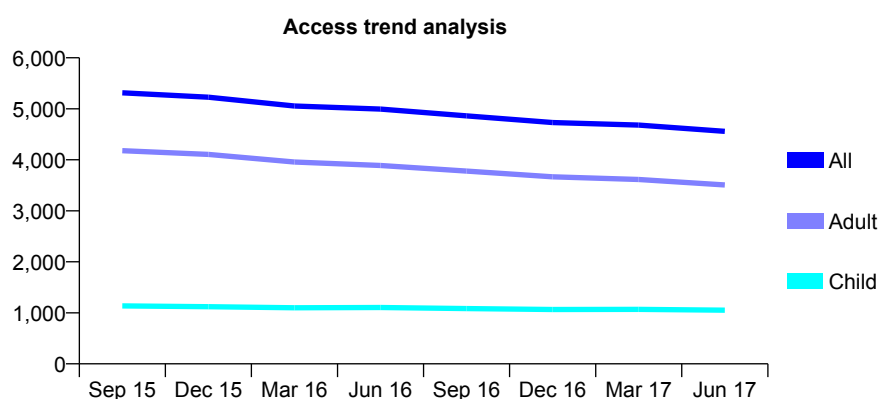
Q67 - Vital Signs At a Glance Contract Report for 664197/0001 - June 2017

Name or company name	MR D RYAN
Contract type name	GDS Contract
Purpose of contract	General
Contract start date	01/04/2006
Contract end date	

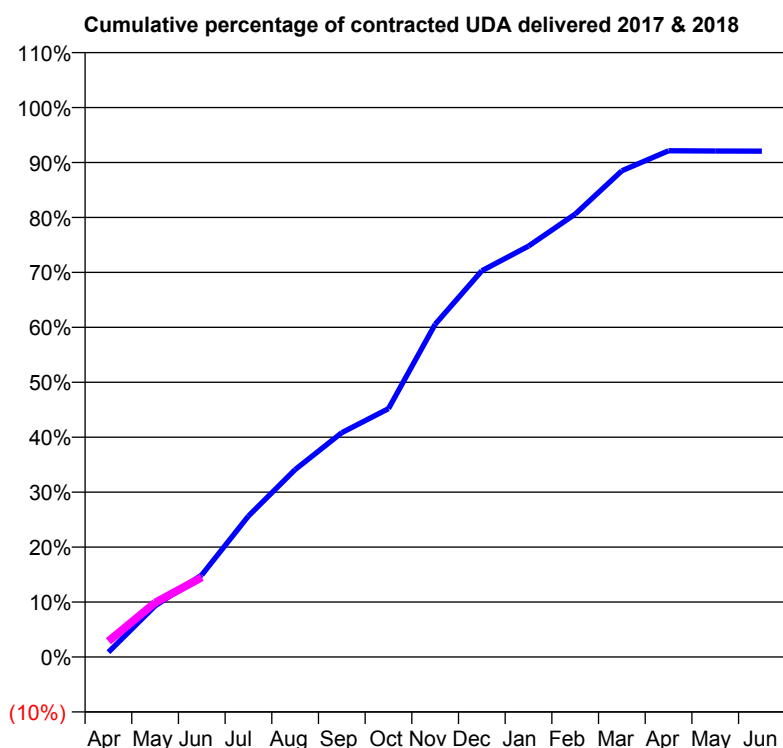
17/18 Contracted general activity (UDA)	14,200
Carry forward general activity (UDA)	0
17/18 Contracted orthodontic activity (UOA)	0
Carry forward orthodontic activity (UOA)	0
Baseline contract value	£350,993.18

ACCESS*

Patients seen in 24 months	Total	Change since previous quarter
Quarter ending June 2016	4,994	
Quarter ending September 2016	4,862	↓
Quarter ending December 2016	4,731	↓
Quarter ending March 2017	4,682	↓
Quarter ending June 2017	4,559	↓
Variance since June 2016	(8.7%)	↓



ACTIVITY



Adjusted Scheduled Activity (UDA)		
Month	2017	2018
April	126	407
May	1,322	1,405
June	2,120	2,059
July	3,644	
August	4,843	
September	5,797	
October	6,419	
November	8,598	
December	9,983	
January	10,620	
February	11,447	
March	12,565	
April	13,082	
May	13,076	
June	13,073	

QUALITY

	Quantity	Base Number	Contract	AT	Region	England
% of FP17s for the same patient ID Re-attending within 3 months - Children	17	257	6.6%	11.8%	11.6%	12.0%
% of FP17s for the same patient ID Re-attending within 3 months - Adults	135	916	14.7%	16.4%	15.9%	16.0%
% of FP17s for the same patient ID Re-attending between 3 & 9 months - Children	112	257	43.6%	55.3%	60.4%	58.0%
% of FP17s for the same patient ID Re-attending between 3 & 9 months - Adults	404	916	44.1%	48.9%	52.3%	50.9%
% of FP17s for Band 1 Urgent Courses	163	952	17.1%	10.6%	9.5%	9.1%
% of FP17s Relating to Free Repair or Replacements	2	952	0.2%	0.6%	0.7%	0.8%
% of FP17s Relating to Continuations	0	952	0.0%	0.8%	1.0%	1.1%
% of Patients satisfied with the dentistry they have received	14	14	100.0%	90.0%	91.9%	91.7%
% of Patients satisfied with the time they had to wait for an appointment	14	14	100.0%	87.2%	88.0%	88.0%

* This is based on patients treated on this contract for their most recent course of treatment. Figures in italics indicate the base number of FP17s or Patient Questionnaire responses are less than 100. N/A is shown where the base number of responses is less than 10 during the period. % is calculated as Quantity/Base number*100

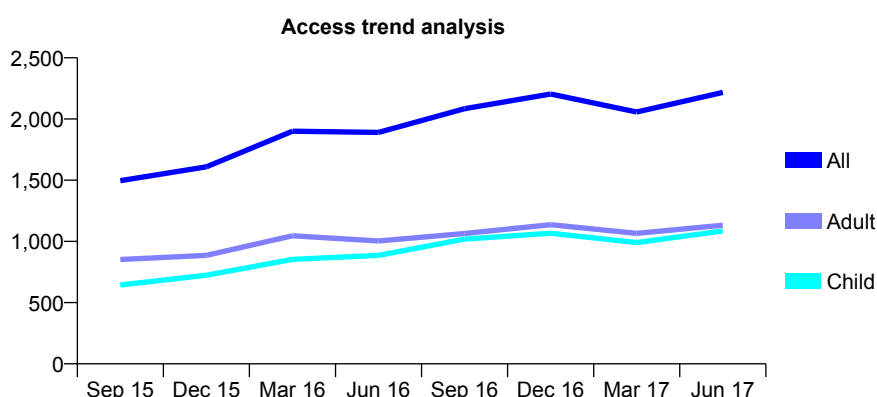
Q67 - Vital Signs At a Glance Contract Report for 664197/0005 - June 2017

Name or company name	MR D RYAN
Contract type name	PDS Contract
Purpose of contract	General
Contract start date	01/04/2007
Contract end date	31/03/2026

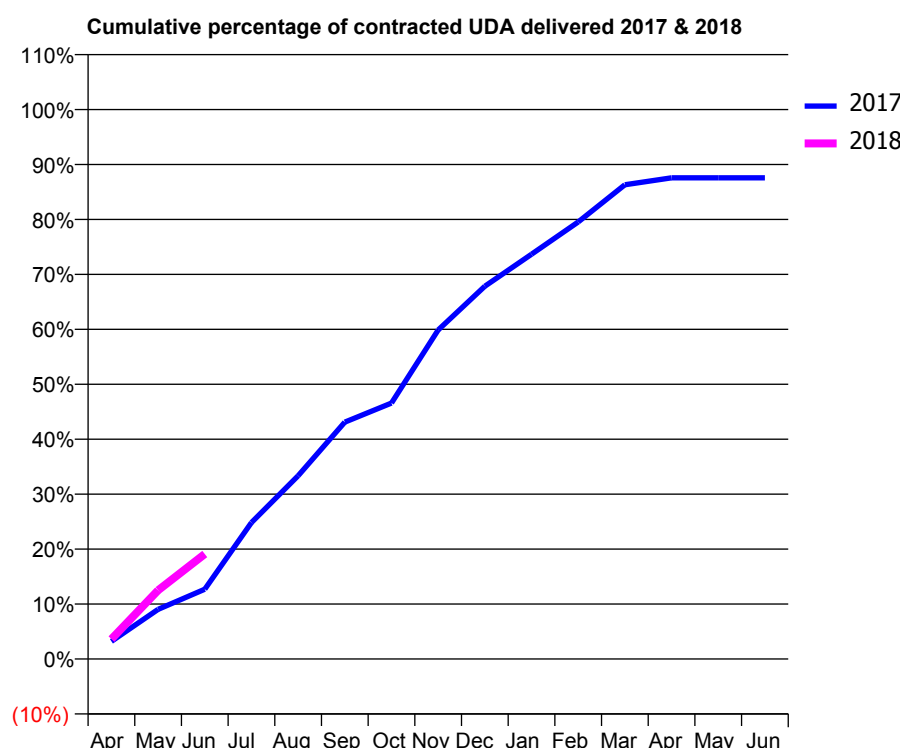
17/18 Contracted general activity (UDA)	7,262
Carry forward general activity (UDA)	0
17/18 Contracted orthodontic activity (UOA)	0
Carry forward orthodontic activity (UOA)	0
Baseline contract value	£365,240.06

ACCESS*

Patients seen in 24 months	Total	Change since previous quarter
Quarter ending June 2016	1,890	
Quarter ending September 2016	2,084	↑
Quarter ending December 2016	2,204	↑
Quarter ending March 2017	2,057	↓
Quarter ending June 2017	2,217	↑
Variance since June 2016	17.3%	↑



ACTIVITY



Adjusted Scheduled Activity (UDA)		
Month	2017	2018
April	234	264
May	656	908
June	923	1,388
July	1,804	
August	2,422	
September	3,130	
October	3,382	
November	4,349	
December	4,926	
January	5,350	
February	5,775	
March	6,267	
April	6,360	
May	6,360	
June	6,360	

QUALITY

	Quantity	Base Number	Contract	AT	Region	England
% of FP17s for the same patient ID Re-attending within 3 months - Children	2	277	0.7%	11.8%	11.6%	12.0%
% of FP17s for the same patient ID Re-attending within 3 months - Adults	3	217	1.4%	16.4%	15.9%	16.0%
% of FP17s for the same patient ID Re-attending between 3 & 9 months - Children	0	277	0.0%	55.3%	60.4%	58.0%
% of FP17s for the same patient ID Re-attending between 3 & 9 months - Adults	1	217	0.5%	48.9%	52.3%	50.9%
% of FP17s for Band 1 Urgent Courses	1	463	0.2%	10.6%	9.5%	9.1%
% of FP17s Relating to Free Repair or Replacements	0	463	0.0%	0.6%	0.7%	0.8%
% of FP17s Relating to Continuations	2	463	0.4%	0.8%	1.0%	1.1%
% of Patients satisfied with the dentistry they have received	0	0	N/A	90.0%	91.9%	91.7%
% of Patients satisfied with the time they had to wait for an appointment	0	0	N/A	87.2%	88.0%	88.0%

* This is based on patients treated on this contract for their most recent course of treatment. Figures in italics indicate the base number of FP17s or Patient Questionnaire responses are less than 100. N/A is shown where the base number of responses is less than 10 during the period. % is calculated as Quantity/Base number*100

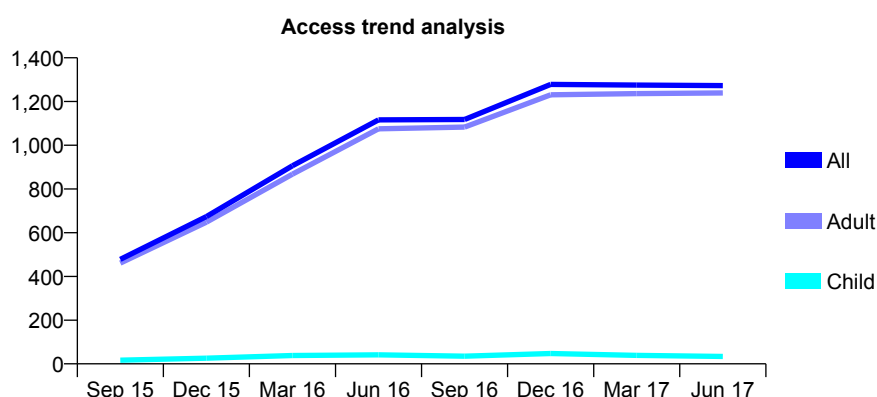
Q67 - Vital Signs At a Glance Contract Report for 664197/0008 - June 2017

Name or company name	MR D RYAN
Contract type name	PDS Contract
Purpose of contract	General
Contract start date	01/04/2011
Contract end date	31/03/2026

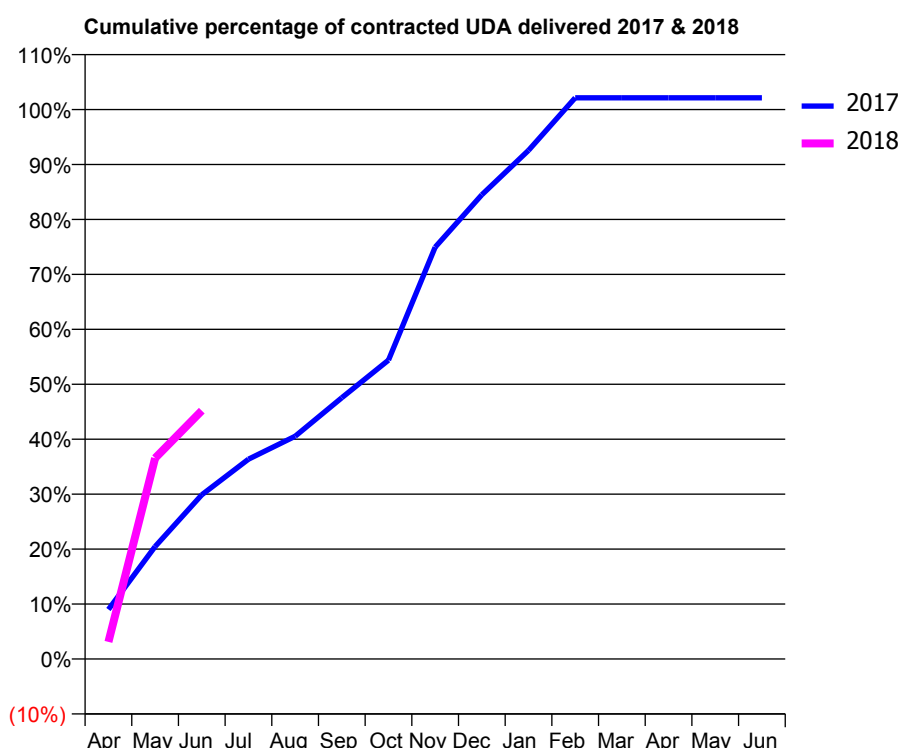
17/18 Contracted general activity (UDA)	1,250
Carry forward general activity (UDA)	0
17/18 Contracted orthodontic activity (UOA)	0
Carry forward orthodontic activity (UOA)	0
Baseline contract value	£42,357.52

ACCESS*

Patients seen in 24 months	Total	Change since previous quarter
Quarter ending June 2016	1,116	
Quarter ending September 2016	1,118	→
Quarter ending December 2016	1,278	↑
Quarter ending March 2017	1,275	→
Quarter ending June 2017	1,273	→
Variance since June 2016	14.1%	↑



ACTIVITY



Adjusted Scheduled Activity (UDA)		
Month	2017	2018
April	332	39
May	753	457
June	1,100	565
July	1,338	
August	1,492	
September	1,750	
October	2,002	
November	2,758	
December	3,109	
January	3,406	
February	3,758	
March	3,758	
April	3,758	
May	3,758	
June	3,758	

QUALITY

	Quantity	Base Number	Contract	AT	Region	England
% of FP17s for the same patient ID Re-attending within 3 months - Children	0	4	0.0%	11.8%	11.6%	12.0%
% of FP17s for the same patient ID Re-attending within 3 months - Adults	0	185	0.0%	16.4%	15.9%	16.0%
% of FP17s for the same patient ID Re-attending between 3 & 9 months - Children	0	4	0.0%	55.3%	60.4%	58.0%
% of FP17s for the same patient ID Re-attending between 3 & 9 months - Adults	0	185	0.0%	48.9%	52.3%	50.9%
% of FP17s for Band 1 Urgent Courses	0	189	0.0%	10.6%	9.5%	9.1%
% of FP17s Relating to Free Repair or Replacements	0	189	0.0%	0.6%	0.7%	0.8%
% of FP17s Relating to Continuations	0	189	0.0%	0.8%	1.0%	1.1%
% of Patients satisfied with the dentistry they have received	0	0	N/A	90.0%	91.9%	91.7%
% of Patients satisfied with the time they had to wait for an appointment	0	0	N/A	87.2%	88.0%	88.0%

* This is based on patients treated on this contract for their most recent course of treatment. Figures in italics indicate the base number of FP17s or Patient Questionnaire responses are less than 100. N/A is shown where the base number of responses is less than 10 during the period. % is calculated as Quantity/Base number*100

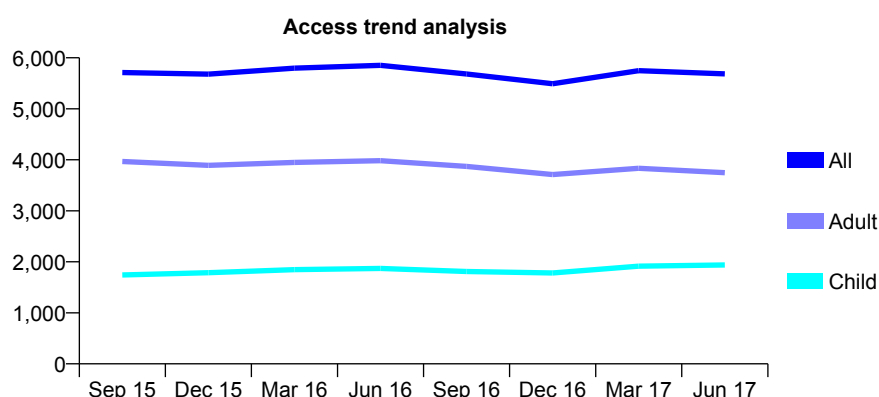
Q67 - Vital Signs At a Glance Contract Report for 678481/0001 - June 2017

Name or company name	MR R TRIVEDI
Contract type name	GDS Contract
Purpose of contract	General
Contract start date	01/04/2006
Contract end date	

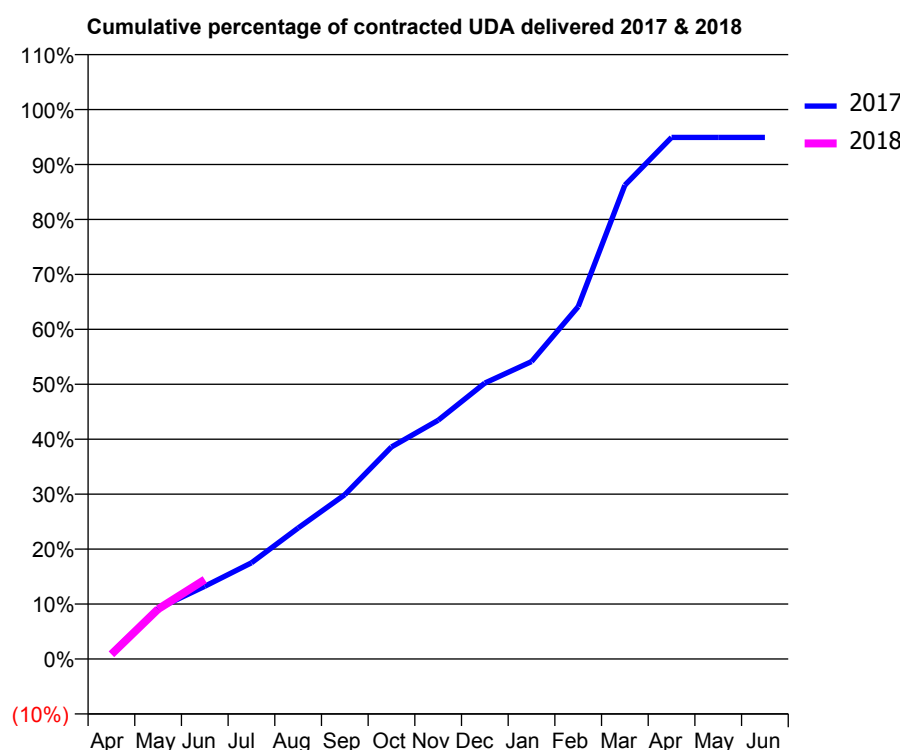
17/18 Contracted general activity (UDA)	15,541
Carry forward general activity (UDA)	0
17/18 Contracted orthodontic activity (UOA)	0
Carry forward orthodontic activity (UOA)	0
Baseline contract value	£401,122.77

ACCESS*

Patients seen in 24 months	Total	Change since previous quarter
Quarter ending June 2016	5,852	
Quarter ending September 2016	5,682	↓
Quarter ending December 2016	5,492	↓
Quarter ending March 2017	5,749	↑
Quarter ending June 2017	5,685	↓
Variance since June 2016	(2.9%)	↓



ACTIVITY



Adjusted Scheduled Activity (UDA)		
Month	2017	2018
April	166	134
May	1,427	1,412
June	2,059	2,245
July	2,720	
August	3,705	
September	4,650	
October	5,998	
November	6,751	
December	7,803	
January	8,414	
February	9,967	
March	13,400	
April	14,750	
May	14,752	
June	14,752	

QUALITY

	Quantity	Base Number	Contract	AT	Region	England
% of FP17s for the same patient ID Re-attending within 3 months - Children	47	471	10.0%	11.8%	11.6%	12.0%
% of FP17s for the same patient ID Re-attending within 3 months - Adults	209	931	22.4%	16.4%	15.9%	16.0%
% of FP17s for the same patient ID Re-attending between 3 & 9 months - Children	208	471	44.2%	55.3%	60.4%	58.0%
% of FP17s for the same patient ID Re-attending between 3 & 9 months - Adults	288	931	30.9%	48.9%	52.3%	50.9%
% of FP17s for Band 1 Urgent Courses	160	850	18.8%	10.6%	9.5%	9.1%
% of FP17s Relating to Free Repair or Replacements	1	850	0.1%	0.6%	0.7%	0.8%
% of FP17s Relating to Continuations	22	850	2.6%	0.8%	1.0%	1.1%
% of Patients satisfied with the dentistry they have received	23	25	92.0%	90.0%	91.9%	91.7%
% of Patients satisfied with the time they had to wait for an appointment	19	25	76.0%	87.2%	88.0%	88.0%

* This is based on patients treated on this contract for their most recent course of treatment. Figures in italics indicate the base number of FP17s or Patient Questionnaire responses are less than 100. N/A is shown where the base number of responses is less than 10 during the period. % is calculated as Quantity/Base number*100

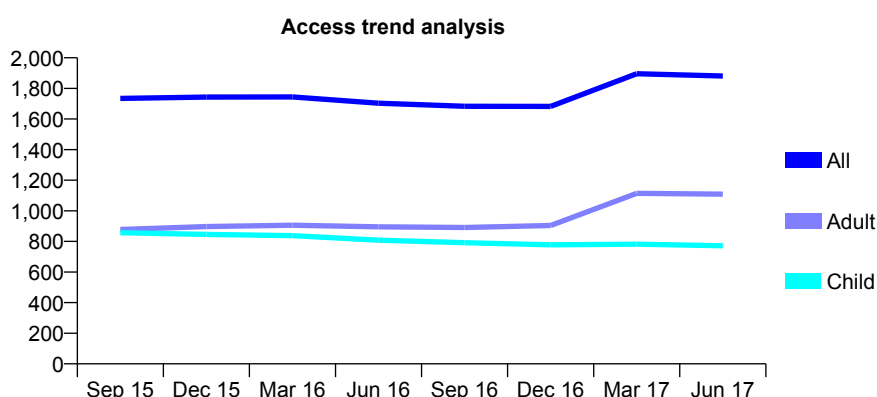
Q67 - Vital Signs At a Glance Contract Report for 687421/0001 - June 2017

Name or company name	MR VM MOODALEY
Contract type name	GDS Contract
Purpose of contract	General
Contract start date	09/05/2011
Contract end date	

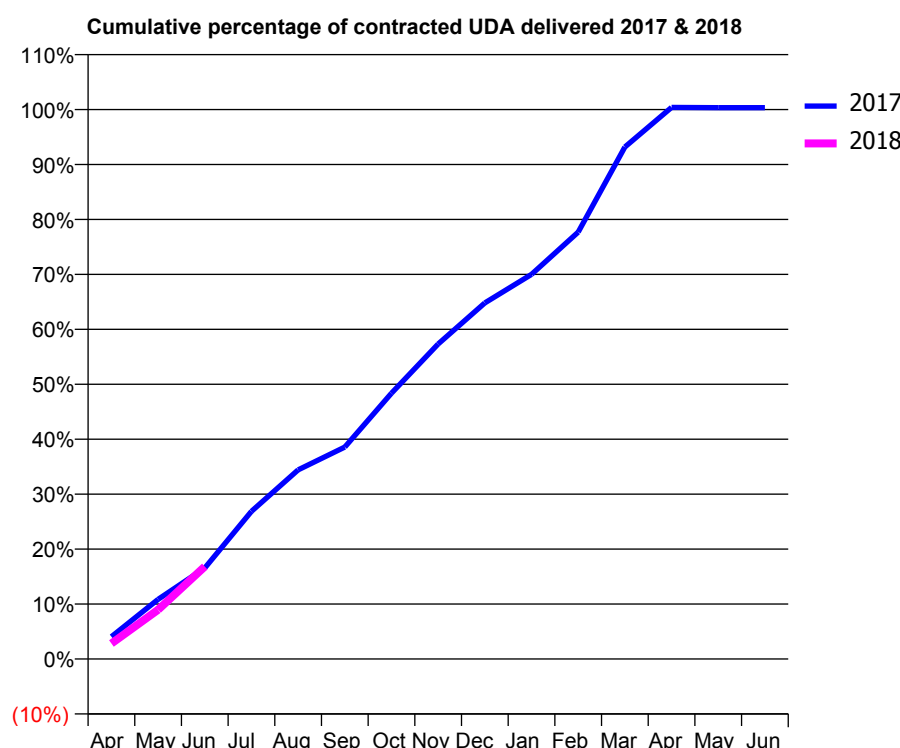
17/18 Contracted general activity (UDA)	5,770
Carry forward general activity (UDA)	0
17/18 Contracted orthodontic activity (UOA)	0
Carry forward orthodontic activity (UOA)	0
Baseline contract value	£128,235.12

ACCESS*

Patients seen in 24 months	Total	Change since previous quarter
Quarter ending June 2016	1,703	
Quarter ending September 2016	1,683	↓
Quarter ending December 2016	1,682	→
Quarter ending March 2017	1,896	↑
Quarter ending June 2017	1,881	→
Variance since June 2016	10.5%	↑



ACTIVITY



Adjusted Scheduled Activity (UDA)		
Month	2017	2018
April	235	163
May	626	518
June	955	971
July	1,551	
August	1,987	
September	2,226	
October	2,791	
November	3,308	
December	3,739	
January	4,039	
February	4,483	
March	5,376	
April	5,791	
May	5,789	
June	5,789	

QUALITY

	Quantity	Base Number	Contract	AT	Region	England
% of FP17s for the same patient ID Re-attending within 3 months - Children	15	276	5.4%	11.8%	11.6%	12.0%
% of FP17s for the same patient ID Re-attending within 3 months - Adults	40	334	12.0%	16.4%	15.9%	16.0%
% of FP17s for the same patient ID Re-attending between 3 & 9 months - Children	195	276	70.7%	55.3%	60.4%	58.0%
% of FP17s for the same patient ID Re-attending between 3 & 9 months - Adults	183	334	54.8%	48.9%	52.3%	50.9%
% of FP17s for Band 1 Urgent Courses	14	496	2.8%	10.6%	9.5%	9.1%
% of FP17s Relating to Free Repair or Replacements	0	496	0.0%	0.6%	0.7%	0.8%
% of FP17s Relating to Continuations	0	496	0.0%	0.8%	1.0%	1.1%
% of Patients satisfied with the dentistry they have received	3	3	N/A	90.0%	91.9%	91.7%
% of Patients satisfied with the time they had to wait for an appointment	3	3	N/A	87.2%	88.0%	88.0%

* This is based on patients treated on this contract for their most recent course of treatment. Figures in italics indicate the base number of FP17s or Patient Questionnaire responses are less than 100. N/A is shown where the base number of responses is less than 10 during the period. % is calculated as Quantity/Base number*100

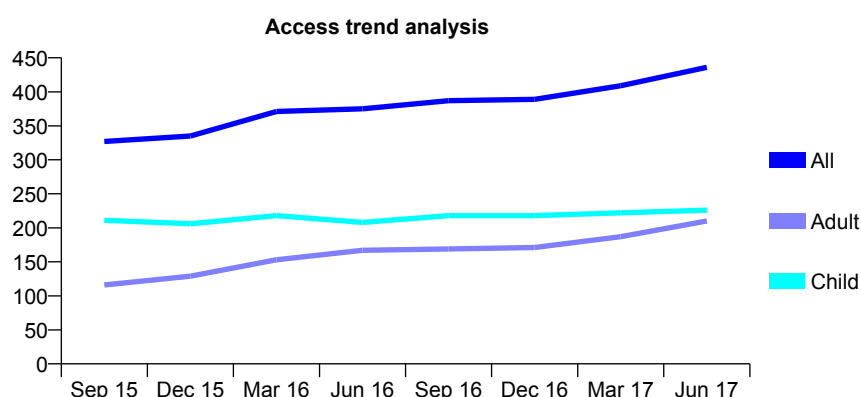
Q67 - Vital Signs At a Glance Contract Report for 719439/0001 - June 2017

Name or company name	MR JR PATEL
Contract type name	GDS Contract
Purpose of contract	General
Contract start date	01/04/2014
Contract end date	

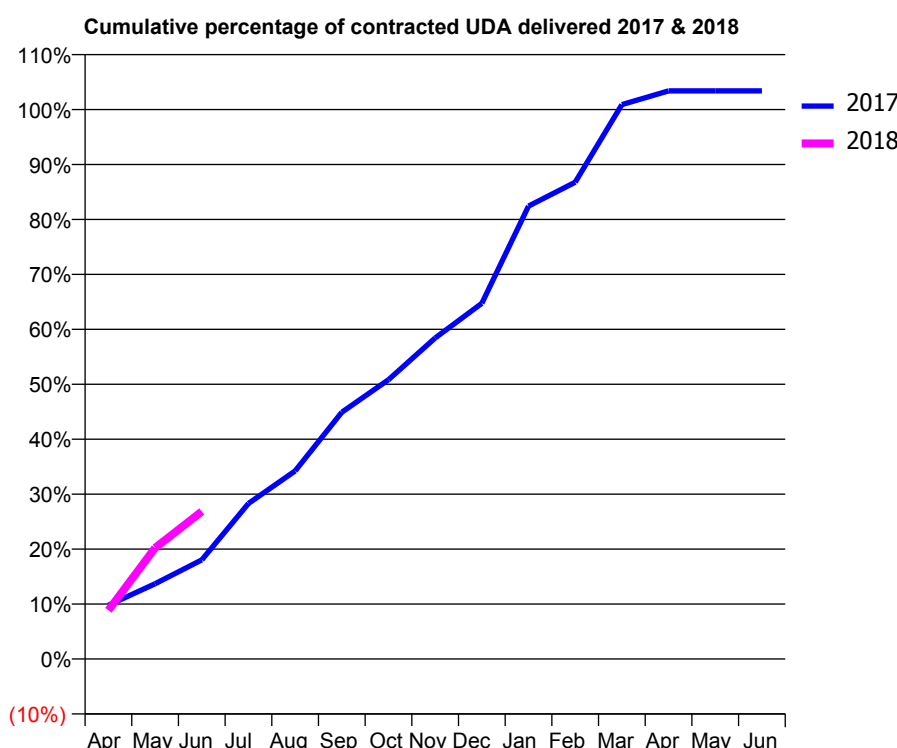
17/18 Contracted general activity (UDA)	1,000
Carry forward general activity (UDA)	0
17/18 Contracted orthodontic activity (UOA)	0
Carry forward orthodontic activity (UOA)	0
Baseline contract value	£24,450.38

ACCESS*

Patients seen in 24 months	Total	Change since previous quarter
Quarter ending June 2016	375	
Quarter ending September 2016	387	↑
Quarter ending December 2016	389	→
Quarter ending March 2017	409	↑
Quarter ending June 2017	436	↑
Variance since June 2016	16.3%	↑



ACTIVITY



Month	Adjusted Scheduled Activity (UDA)	
	2017	2018
April	98	89
May	137	202
June	180	269
July	283	
August	342	
September	449	
October	508	
November	584	
December	647	
January	824	
February	868	
March	1,009	
April	1,034	
May	1,034	
June	1,034	

QUALITY

	Quantity	Base Number	Contract	AT	Region	England
% of FP17s for the same patient ID Re-attending within 3 months - Children	16	114	14.0%	11.8%	11.6%	12.0%
% of FP17s for the same patient ID Re-attending within 3 months - Adults	3	64	4.7%	16.4%	15.9%	16.0%
% of FP17s for the same patient ID Re-attending between 3 & 9 months - Children	72	114	63.2%	55.3%	60.4%	58.0%
% of FP17s for the same patient ID Re-attending between 3 & 9 months - Adults	29	64	45.3%	48.9%	52.3%	50.9%
% of FP17s for Band 1 Urgent Courses	13	160	8.1%	10.6%	9.5%	9.1%
% of FP17s Relating to Free Repair or Replacements	0	160	0.0%	0.6%	0.7%	0.8%
% of FP17s Relating to Continuations	0	160	0.0%	0.8%	1.0%	1.1%
% of Patients satisfied with the dentistry they have received	1	1	N/A	90.0%	91.9%	91.7%
% of Patients satisfied with the time they had to wait for an appointment	1	1	N/A	87.2%	88.0%	88.0%

* This is based on patients treated on this contract for their most recent course of treatment. Figures in italics indicate the base number of FP17s or Patient Questionnaire responses are less than 100. N/A is shown where the base number of responses is less than 10 during the period. % is calculated as Quantity/Base number*100

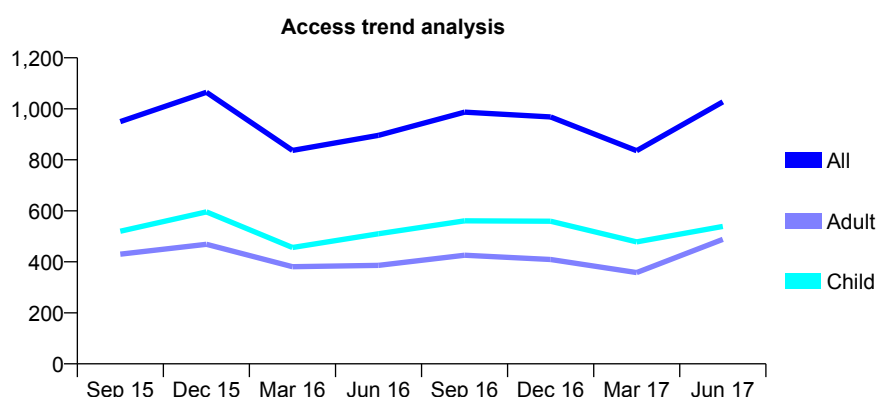
Q67 - Vital Signs At a Glance Contract Report for 732214/0001 - June 2017

Name or company name	MR RH KING
Contract type name	GDS Contract
Purpose of contract	General
Contract start date	01/04/2006
Contract end date	

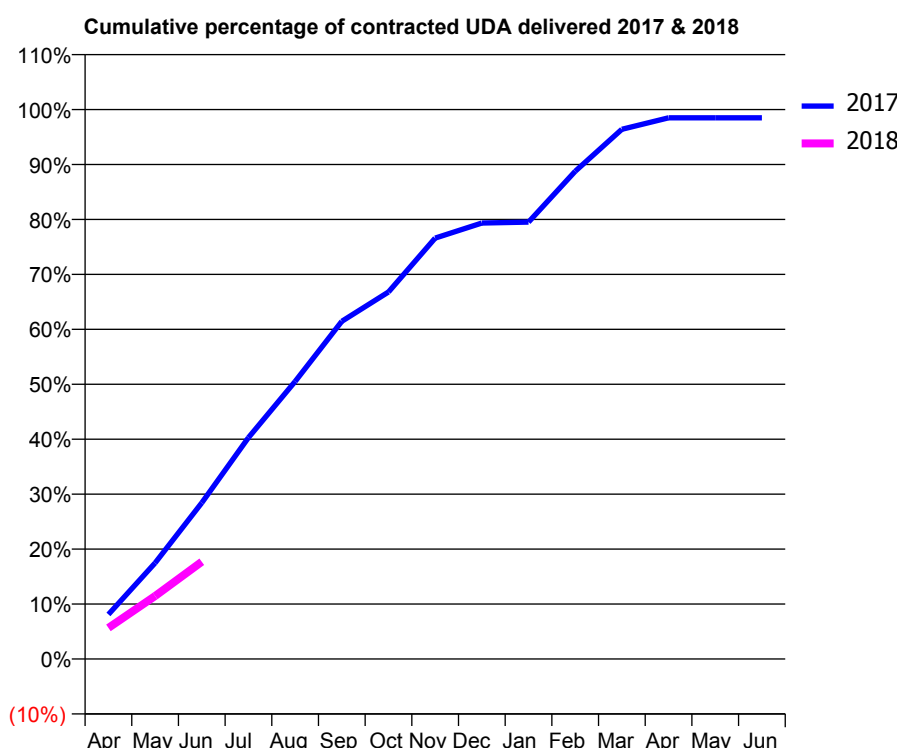
17/18 Contracted general activity (UDA)	2,399
Carry forward general activity (UDA)	0
17/18 Contracted orthodontic activity (UOA)	0
Carry forward orthodontic activity (UOA)	0
Baseline contract value	£77,172.71

ACCESS*

Patients seen in 24 months	Total	Change since previous quarter
Quarter ending June 2016	896	
Quarter ending September 2016	987	↑
Quarter ending December 2016	968	↓
Quarter ending March 2017	836	↓
Quarter ending June 2017	1,027	↑
Variance since June 2016	14.6%	↑



ACTIVITY



Adjusted Scheduled Activity (UDA)		
Month	2017	2018
April	195	136
May	419	275
June	682	425
July	967	
August	1,212	
September	1,475	
October	1,602	
November	1,838	
December	1,903	
January	1,907	
February	2,129	
March	2,312	
April	2,363	
May	2,363	
June	2,363	

QUALITY

	Quantity	Base Number	Contract	AT	Region	England
% of FP17s for the same patient ID Re-attending within 3 months - Children	16	224	7.1%	11.8%	11.6%	12.0%
% of FP17s for the same patient ID Re-attending within 3 months - Adults	29	252	11.5%	16.4%	15.9%	16.0%
% of FP17s for the same patient ID Re-attending between 3 & 9 months - Children	54	224	24.1%	55.3%	60.4%	58.0%
% of FP17s for the same patient ID Re-attending between 3 & 9 months - Adults	24	252	9.5%	48.9%	52.3%	50.9%
% of FP17s for Band 1 Urgent Courses	18	199	9.0%	10.6%	9.5%	9.1%
% of FP17s Relating to Free Repair or Replacements	1	199	0.5%	0.6%	0.7%	0.8%
% of FP17s Relating to Continuations	6	199	3.0%	0.8%	1.0%	1.1%
% of Patients satisfied with the dentistry they have received	3	3	N/A	90.0%	91.9%	91.7%
% of Patients satisfied with the time they had to wait for an appointment	3	3	N/A	87.2%	88.0%	88.0%

* This is based on patients treated on this contract for their most recent course of treatment. Figures in italics indicate the base number of FP17s or Patient Questionnaire responses are less than 100. N/A is shown where the base number of responses is less than 10 during the period. % is calculated as Quantity/Base number*100

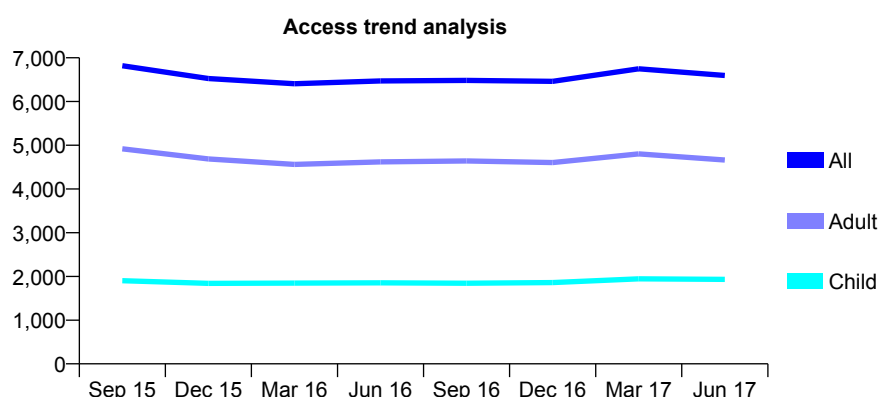
Q67 - Vital Signs At a Glance Contract Report for 736643/0001 - June 2017

Name or company name	MR RM BROWNE
Contract type name	GDS Contract
Purpose of contract	General
Contract start date	01/04/2006
Contract end date	

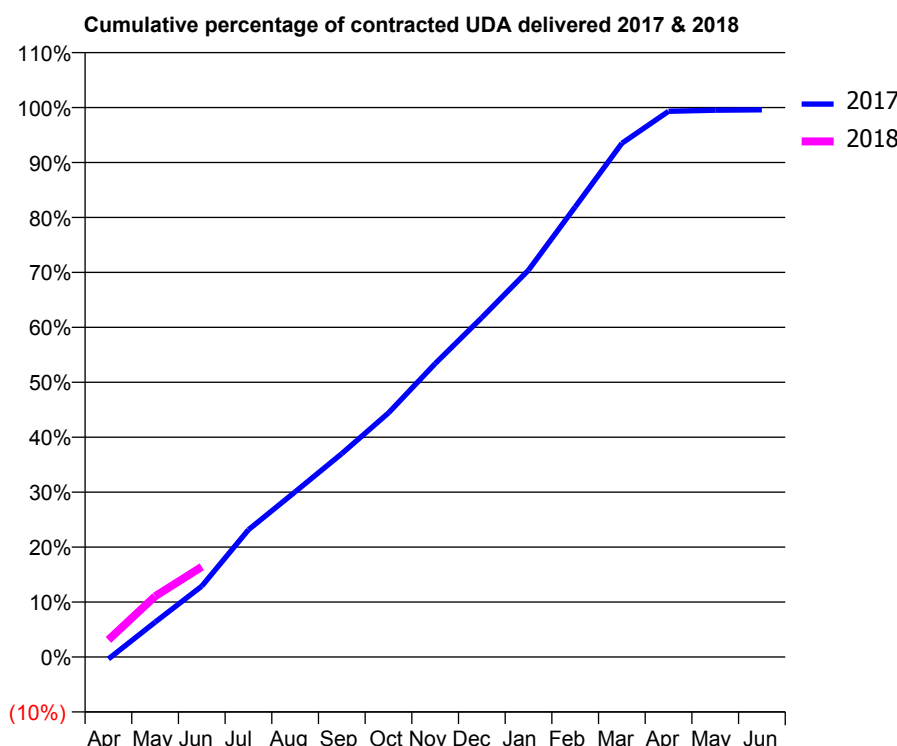
17/18 Contracted general activity (UDA)	16,666
Carry forward general activity (UDA)	0
17/18 Contracted orthodontic activity (UOA)	0
Carry forward orthodontic activity (UOA)	0
Baseline contract value	£388,656.29

ACCESS*

Patients seen in 24 months	Total	Change since previous quarter
Quarter ending June 2016	6,472	
Quarter ending September 2016	6,483	→
Quarter ending December 2016	6,463	→
Quarter ending March 2017	6,747	↑
Quarter ending June 2017	6,596	↓
Variance since June 2016	1.9%	→



ACTIVITY



Adjusted Scheduled Activity (UDA)		
Month	2017	2018
April	-64	520
May	1,059	1,841
June	2,148	2,734
July	3,861	
August	5,009	
September	6,168	
October	7,402	
November	8,899	
December	10,294	
January	11,735	
February	13,652	
March	15,583	
April	16,551	
May	16,583	
June	16,595	

QUALITY

	Quantity	Base Number	Contract	AT	Region	England
% of FP17s for the same patient ID Re-attending within 3 months - Children	30	525	5.7%	11.8%	11.6%	12.0%
% of FP17s for the same patient ID Re-attending within 3 months - Adults	237	1,354	17.5%	16.4%	15.9%	16.0%
% of FP17s for the same patient ID Re-attending between 3 & 9 months - Children	258	525	49.1%	55.3%	60.4%	58.0%
% of FP17s for the same patient ID Re-attending between 3 & 9 months - Adults	662	1,354	48.9%	48.9%	52.3%	50.9%
% of FP17s for Band 1 Urgent Courses	241	1,446	16.7%	10.6%	9.5%	9.1%
% of FP17s Relating to Free Repair or Replacements	8	1,446	0.6%	0.6%	0.7%	0.8%
% of FP17s Relating to Continuations	3	1,446	0.2%	0.8%	1.0%	1.1%
% of Patients satisfied with the dentistry they have received	13	14	92.9%	90.0%	91.9%	91.7%
% of Patients satisfied with the time they had to wait for an appointment	14	14	100.0%	87.2%	88.0%	88.0%

* This is based on patients treated on this contract for their most recent course of treatment. Figures in italics indicate the base number of FP17s or Patient Questionnaire responses are less than 100. N/A is shown where the base number of responses is less than 10 during the period. % is calculated as Quantity/Base number*100

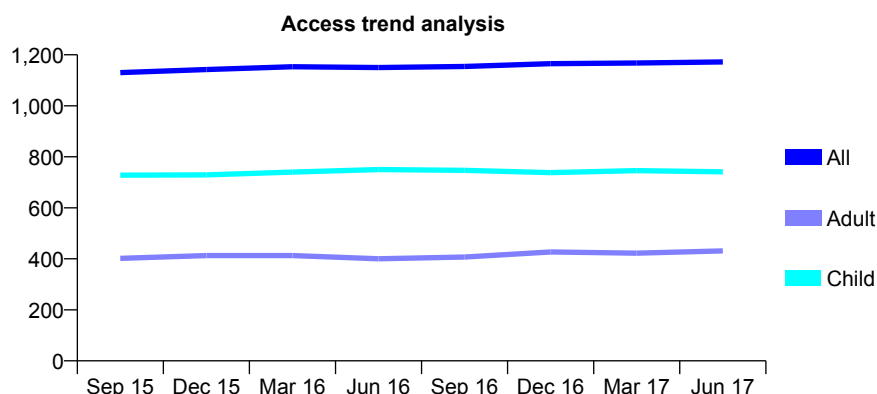
Q67 - Vital Signs At a Glance Contract Report for 740160/0002 - June 2017

Name or company name	MISS HS ABEL
Contract type name	GDS Contract
Purpose of contract	General
Contract start date	01/05/2006
Contract end date	

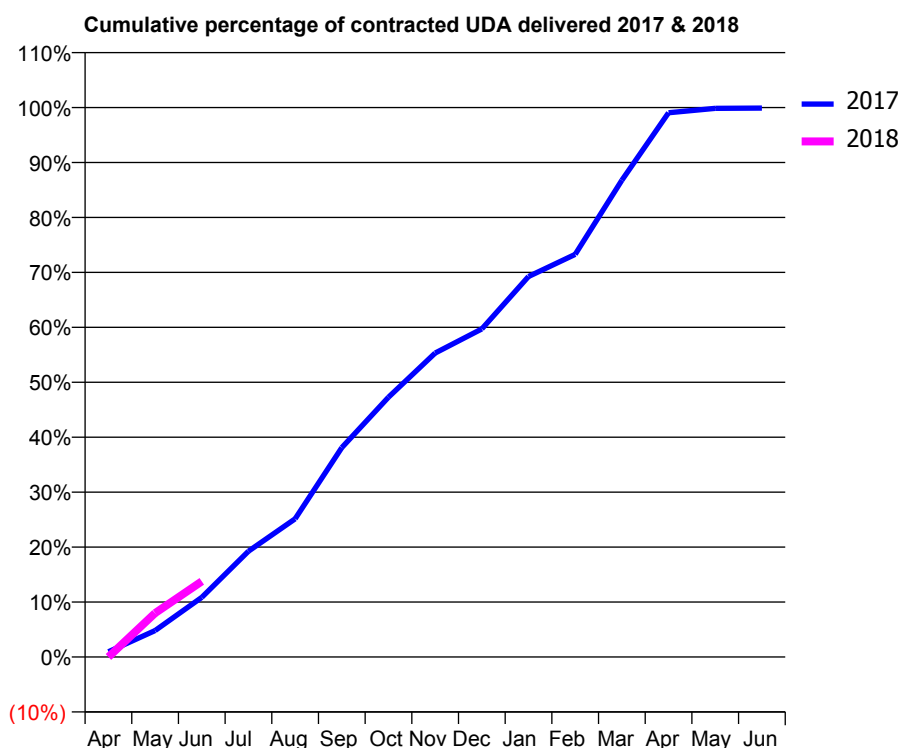
17/18 Contracted general activity (UDA)	2,394
Carry forward general activity (UDA)	0
17/18 Contracted orthodontic activity (UOA)	0
Carry forward orthodontic activity (UOA)	0
Baseline contract value	£59,178.05

ACCESS*

Patients seen in 24 months	Total	Change since previous quarter
Quarter ending June 2016	1,150	
Quarter ending September 2016	1,154	→
Quarter ending December 2016	1,165	→
Quarter ending March 2017	1,168	→
Quarter ending June 2017	1,172	→
Variance since June 2016	1.9%	→



ACTIVITY



Adjusted Scheduled Activity (UDA)		
Month	2017	2018
April	23	0
May	115	191
June	260	330
July	461	
August	602	
September	912	
October	1,132	
November	1,324	
December	1,430	
January	1,658	
February	1,754	
March	2,077	
April	2,371	
May	2,390	
June	2,391	

QUALITY

	Quantity	Base Number	Contract	AT	Region	England
% of FP17s for the same patient ID Re-attending within 3 months - Children	13	214	6.1%	11.8%	11.6%	12.0%
% of FP17s for the same patient ID Re-attending within 3 months - Adults	11	97	11.3%	16.4%	15.9%	16.0%
% of FP17s for the same patient ID Re-attending between 3 & 9 months - Children	120	214	56.1%	55.3%	60.4%	58.0%
% of FP17s for the same patient ID Re-attending between 3 & 9 months - Adults	35	97	36.1%	48.9%	52.3%	50.9%
% of FP17s for Band 1 Urgent Courses	4	195	2.1%	10.6%	9.5%	9.1%
% of FP17s Relating to Free Repair or Replacements	0	195	0.0%	0.6%	0.7%	0.8%
% of FP17s Relating to Continuations	0	195	0.0%	0.8%	1.0%	1.1%
% of Patients satisfied with the dentistry they have received	1	1	N/A	90.0%	91.9%	91.7%
% of Patients satisfied with the time they had to wait for an appointment	1	1	N/A	87.2%	88.0%	88.0%

* This is based on patients treated on this contract for their most recent course of treatment. Figures in italics indicate the base number of FP17s or Patient Questionnaire responses are less than 100. N/A is shown where the base number of responses is less than 10 during the period. % is calculated as Quantity/Base number*100

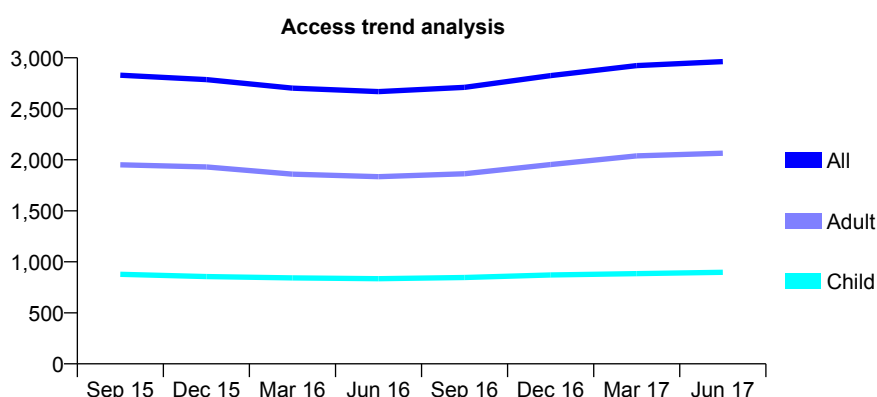
Q67 - Vital Signs At a Glance Contract Report for 741299/0001 - June 2017

Name or company name	MISS DH QUIGLEY
Contract type name	GDS Contract
Purpose of contract	General
Contract start date	01/04/2006
Contract end date	

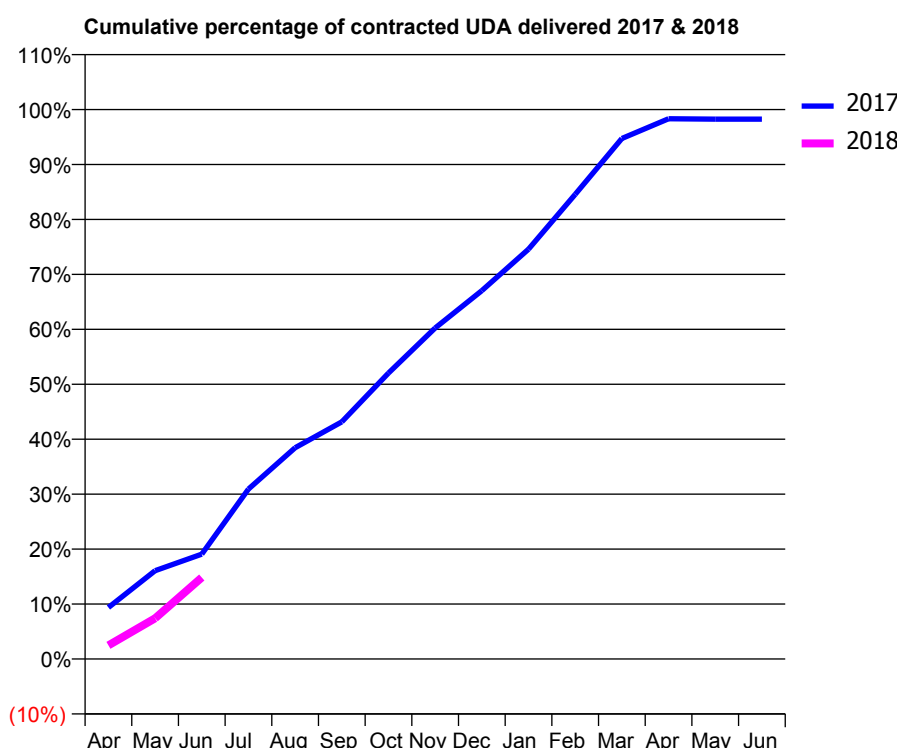
17/18 Contracted general activity (UDA)	8,032
Carry forward general activity (UDA)	0
17/18 Contracted orthodontic activity (UOA)	0
Carry forward orthodontic activity (UOA)	0
Baseline contract value	£196,385.58

ACCESS*

Patients seen in 24 months	Total	Change since previous quarter
Quarter ending June 2016	2,669	
Quarter ending September 2016	2,711	→
Quarter ending December 2016	2,825	↑
Quarter ending March 2017	2,923	↑
Quarter ending June 2017	2,963	→
Variance since June 2016	11.0%	↑



ACTIVITY



Adjusted Scheduled Activity (UDA)		
Month	2017	2018
April	753	200
May	1,291	595
June	1,533	1,192
July	2,485	
August	3,089	
September	3,467	
October	4,179	
November	4,838	
December	5,384	
January	5,991	
February	6,792	
March	7,609	
April	7,896	
May	7,891	
June	7,891	

QUALITY

	Quantity	Base Number	Contract	AT	Region	England
% of FP17s for the same patient ID Re-attending within 3 months - Children	25	255	9.8%	11.8%	11.6%	12.0%
% of FP17s for the same patient ID Re-attending within 3 months - Adults	77	550	14.0%	16.4%	15.9%	16.0%
% of FP17s for the same patient ID Re-attending between 3 & 9 months - Children	131	255	51.4%	55.3%	60.4%	58.0%
% of FP17s for the same patient ID Re-attending between 3 & 9 months - Adults	257	550	46.7%	48.9%	52.3%	50.9%
% of FP17s for Band 1 Urgent Courses	58	663	8.7%	10.6%	9.5%	9.1%
% of FP17s Relating to Free Repair or Replacements	5	663	0.8%	0.6%	0.7%	0.8%
% of FP17s Relating to Continuations	19	663	2.9%	0.8%	1.0%	1.1%
% of Patients satisfied with the dentistry they have received	7	9	N/A	90.0%	91.9%	91.7%
% of Patients satisfied with the time they had to wait for an appointment	9	9	N/A	87.2%	88.0%	88.0%

* This is based on patients treated on this contract for their most recent course of treatment. Figures in italics indicate the base number of FP17s or Patient Questionnaire responses are less than 100. N/A is shown where the base number of responses is less than 10 during the period. % is calculated as Quantity/Base number*100

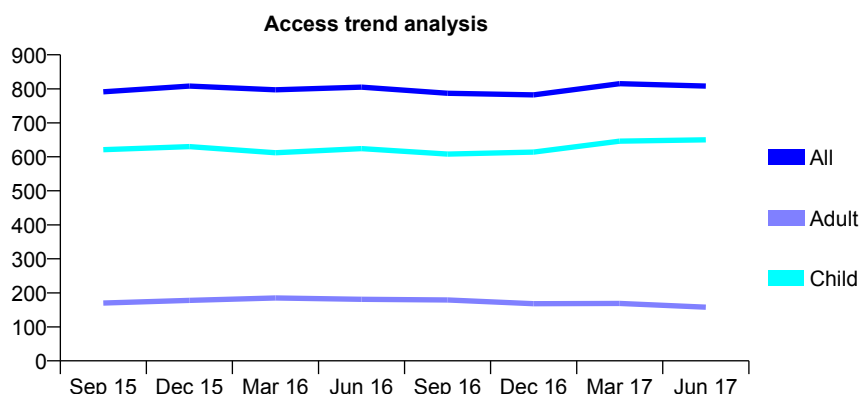
Q67 - Vital Signs At a Glance Contract Report for 741442/0001 - June 2017

Name or company name	MR IC SMALL
Contract type name	GDS Contract
Purpose of contract	General
Contract start date	01/04/2006
Contract end date	

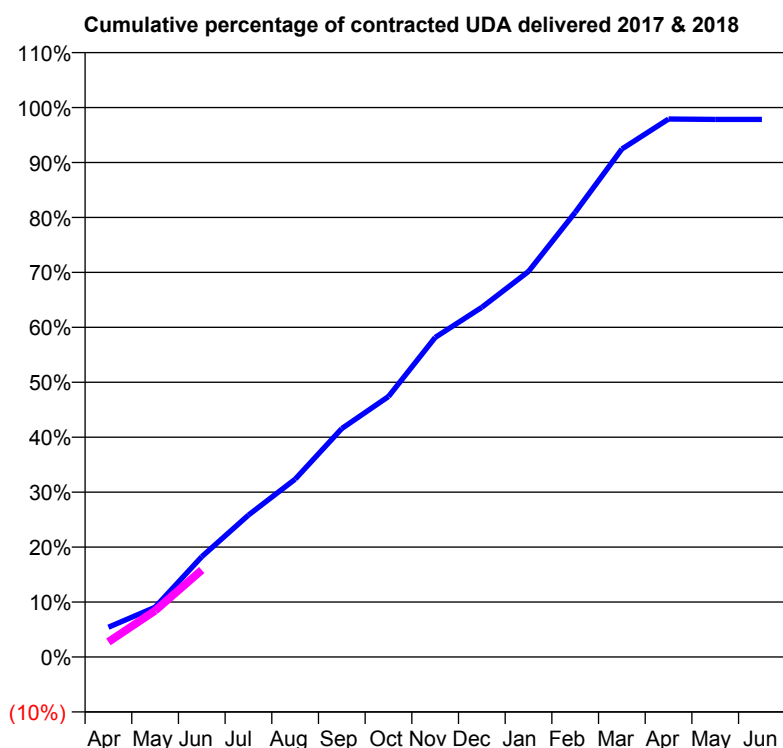
17/18 Contracted general activity (UDA)	1,444
Carry forward general activity (UDA)	0
17/18 Contracted orthodontic activity (UOA)	0
Carry forward orthodontic activity (UOA)	0
Baseline contract value	£32,093.88

ACCESS*

Patients seen in 24 months	Total	Change since previous quarter
Quarter ending June 2016	805	
Quarter ending September 2016	787	↓
Quarter ending December 2016	782	→
Quarter ending March 2017	815	↑
Quarter ending June 2017	808	→
Variance since June 2016	0.4%	→



ACTIVITY



Adjusted Scheduled Activity (UDA)		
Month	2017	2018
April	78	40
May	131	122
June	264	229
July	373	
August	467	
September	600	
October	685	
November	840	
December	919	
January	1,013	
February	1,169	
March	1,335	
April	1,414	
May	1,413	
June	1,413	

QUALITY

	Quantity	Base Number	Contract	AT	Region	England
% of FP17s for the same patient ID Re-attending within 3 months - Children	11	189	5.8%	11.8%	11.6%	12.0%
% of FP17s for the same patient ID Re-attending within 3 months - Adults	6	21	28.6%	16.4%	15.9%	16.0%
% of FP17s for the same patient ID Re-attending between 3 & 9 months - Children	85	189	45.0%	55.3%	60.4%	58.0%
% of FP17s for the same patient ID Re-attending between 3 & 9 months - Adults	11	21	52.4%	48.9%	52.3%	50.9%
% of FP17s for Band 1 Urgent Courses	4	164	2.4%	10.6%	9.5%	9.1%
% of FP17s Relating to Free Repair or Replacements	0	164	0.0%	0.6%	0.7%	0.8%
% of FP17s Relating to Continuations	0	164	0.0%	0.8%	1.0%	1.1%
% of Patients satisfied with the dentistry they have received	2	2	N/A	90.0%	91.9%	91.7%
% of Patients satisfied with the time they had to wait for an appointment	2	2	N/A	87.2%	88.0%	88.0%

* This is based on patients treated on this contract for their most recent course of treatment. Figures in italics indicate the base number of FP17s or Patient Questionnaire responses are less than 100. N/A is shown where the base number of responses is less than 10 during the period. % is calculated as Quantity/Base number*100

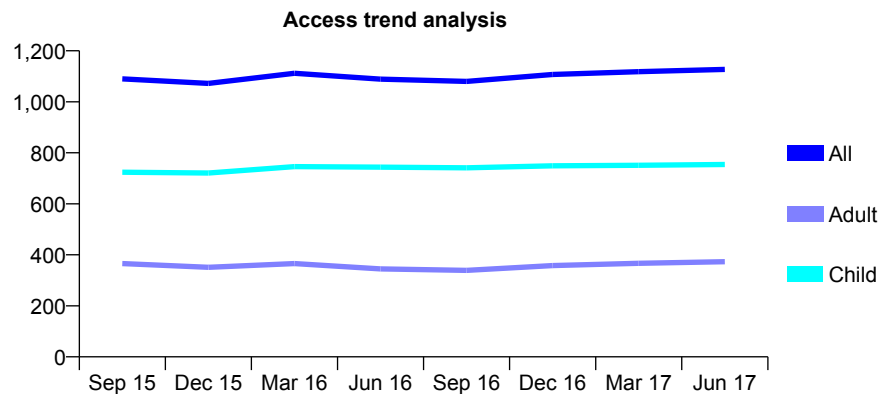
Q67 - Vital Signs At a Glance Contract Report for 741809/0001 - June 2017

Name or company name	MISS KS LEWIS
Contract type name	GDS Contract
Purpose of contract	General
Contract start date	01/04/2006
Contract end date	

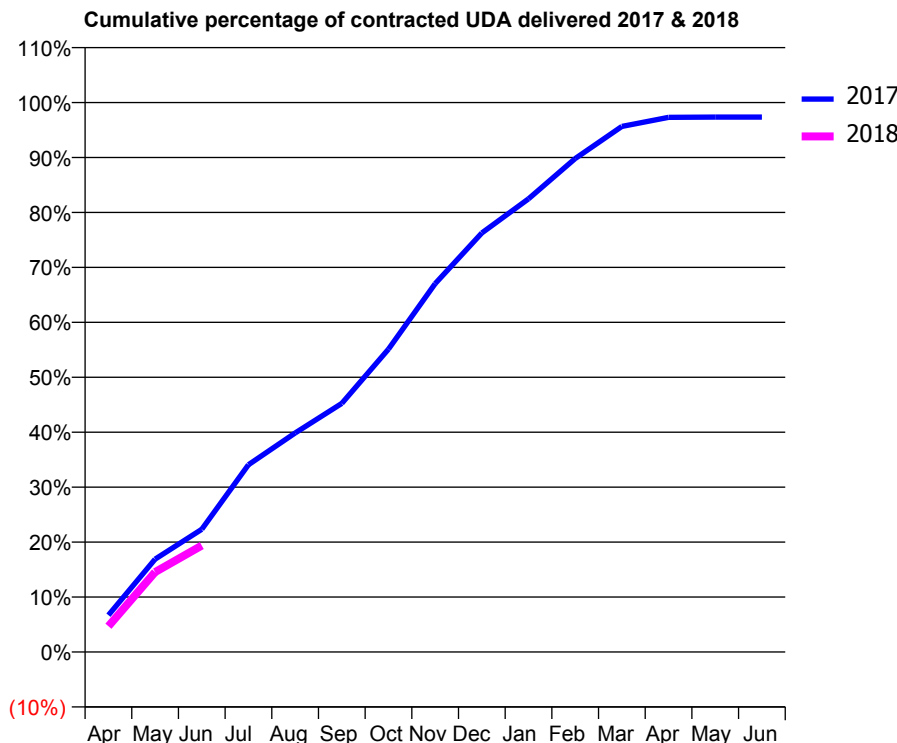
17/18 Contracted general activity (UDA)	2,302
Carry forward general activity (UDA)	0
17/18 Contracted orthodontic activity (UOA)	0
Carry forward orthodontic activity (UOA)	0
Baseline contract value	£51,163.50

ACCESS*

Patients seen in 24 months	Total	Change since previous quarter
Quarter ending June 2016	1,089	
Quarter ending September 2016	1,080	→
Quarter ending December 2016	1,107	↑
Quarter ending March 2017	1,118	→
Quarter ending June 2017	1,127	→
Variance since June 2016	3.5%	↑



ACTIVITY



Adjusted Scheduled Activity (UDA)		
Month	2017	2018
April	154	108
May	389	335
June	514	446
July	785	
August	918	
September	1,042	
October	1,269	
November	1,543	
December	1,756	
January	1,899	
February	2,067	
March	2,202	
April	2,240	
May	2,241	
June	2,241	

QUALITY

	Quantity	Base Number	Contract	AT	Region	England
% of FP17s for the same patient ID Re-attending within 3 months - Children	7	245	2.9%	11.8%	11.6%	12.0%
% of FP17s for the same patient ID Re-attending within 3 months - Adults	5	86	5.8%	16.4%	15.9%	16.0%
% of FP17s for the same patient ID Re-attending between 3 & 9 months - Children	137	245	55.9%	55.3%	60.4%	58.0%
% of FP17s for the same patient ID Re-attending between 3 & 9 months - Adults	53	86	61.6%	48.9%	52.3%	50.9%
% of FP17s for Band 1 Urgent Courses	0	304	0.0%	10.6%	9.5%	9.1%
% of FP17s Relating to Free Repair or Replacements	0	304	0.0%	0.6%	0.7%	0.8%
% of FP17s Relating to Continuations	2	304	0.7%	0.8%	1.0%	1.1%
% of Patients satisfied with the dentistry they have received	2	2	N/A	90.0%	91.9%	91.7%
% of Patients satisfied with the time they had to wait for an appointment	2	2	N/A	87.2%	88.0%	88.0%

* This is based on patients treated on this contract for their most recent course of treatment. Figures in italics indicate the base number of FP17s or Patient Questionnaire responses are less than 100. N/A is shown where the base number of responses is less than 10 during the period. % is calculated as Quantity/Base number*100

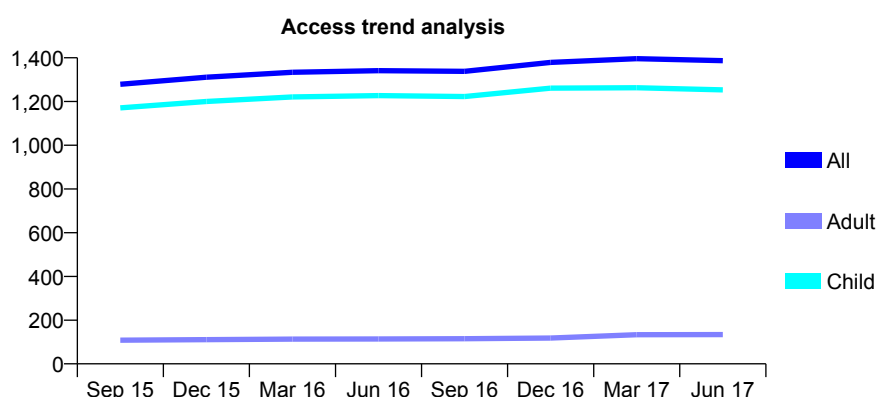
Q67 - Vital Signs At a Glance Contract Report for 742023/0001 - June 2017

Name or company name	MR KP BAKER
Contract type name	GDS Contract
Purpose of contract	General
Contract start date	01/04/2006
Contract end date	

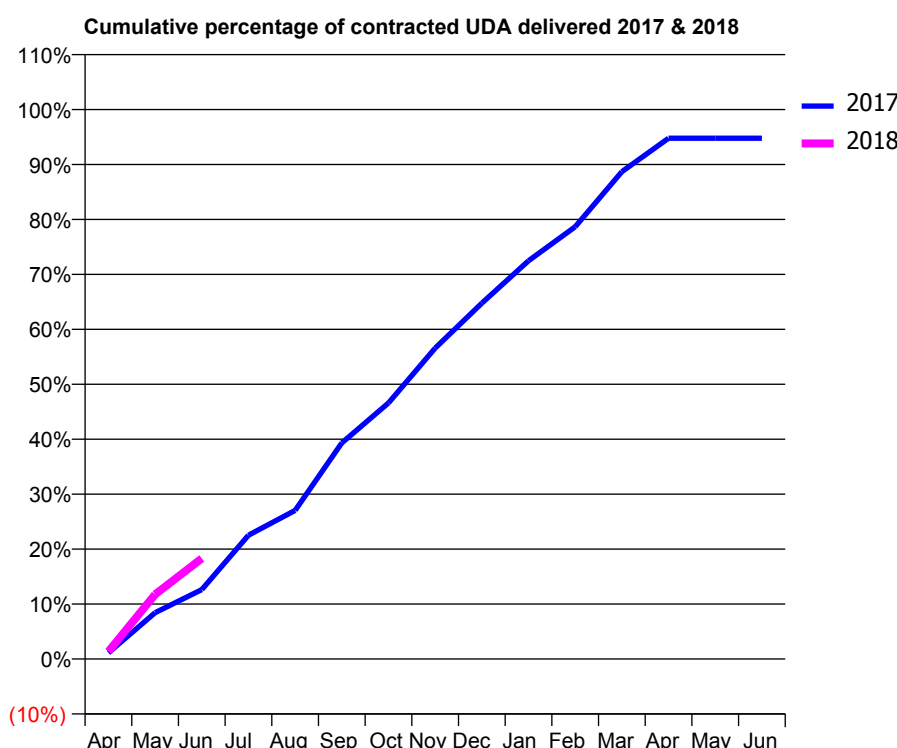
17/18 Contracted general activity (UDA)	2,200
Carry forward general activity (UDA)	0
17/18 Contracted orthodontic activity (UOA)	0
Carry forward orthodontic activity (UOA)	0
Baseline contract value	£48,896.50

ACCESS*

Patients seen in 24 months	Total	Change since previous quarter
Quarter ending June 2016	1,341	
Quarter ending September 2016	1,338	→
Quarter ending December 2016	1,379	↑
Quarter ending March 2017	1,396	→
Quarter ending June 2017	1,387	→
Variance since June 2016	3.4%	↑



ACTIVITY



Adjusted Scheduled Activity (UDA)		
Month	2017	2018
April	25	30
May	186	259
June	278	403
July	496	
August	595	
September	865	
October	1,025	
November	1,245	
December	1,425	
January	1,594	
February	1,731	
March	1,951	
April	2,085	
May	2,085	
June	2,085	

QUALITY

	Quantity	Base Number	Contract	AT	Region	England
% of FP17s for the same patient ID Re-attending within 3 months - Children	24	451	5.3%	11.8%	11.6%	12.0%
% of FP17s for the same patient ID Re-attending within 3 months - Adults	0	1	0.0%	16.4%	15.9%	16.0%
% of FP17s for the same patient ID Re-attending between 3 & 9 months - Children	284	451	63.0%	55.3%	60.4%	58.0%
% of FP17s for the same patient ID Re-attending between 3 & 9 months - Adults	1	1	100.0%	48.9%	52.3%	50.9%
% of FP17s for Band 1 Urgent Courses	10	343	2.9%	10.6%	9.5%	9.1%
% of FP17s Relating to Free Repair or Replacements	0	343	0.0%	0.6%	0.7%	0.8%
% of FP17s Relating to Continuations	0	343	0.0%	0.8%	1.0%	1.1%
% of Patients satisfied with the dentistry they have received	2	2	N/A	90.0%	91.9%	91.7%
% of Patients satisfied with the time they had to wait for an appointment	1	2	N/A	87.2%	88.0%	88.0%

* This is based on patients treated on this contract for their most recent course of treatment. Figures in italics indicate the base number of FP17s or Patient Questionnaire responses are less than 100. N/A is shown where the base number of responses is less than 10 during the period. % is calculated as Quantity/Base number*100

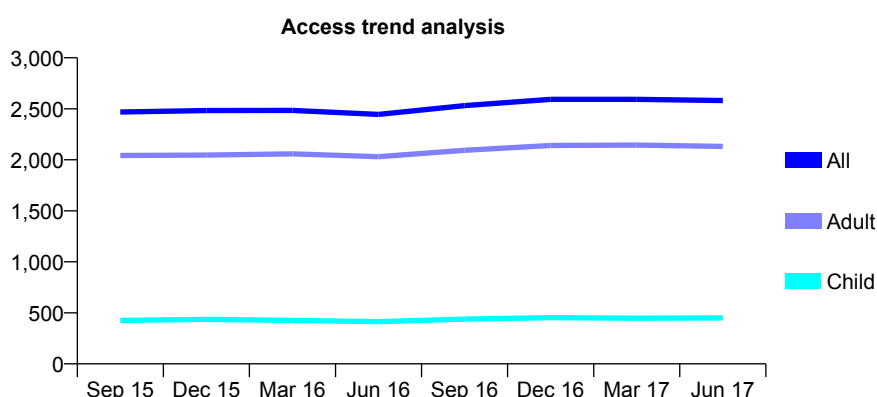
Q67 - Vital Signs At a Glance Contract Report for 748439/0002 - June 2017

Name or company name	Tunbridge Wells Dental Care
Contract type name	GDS Contract
Purpose of contract	General
Contract start date	15/04/2010
Contract end date	

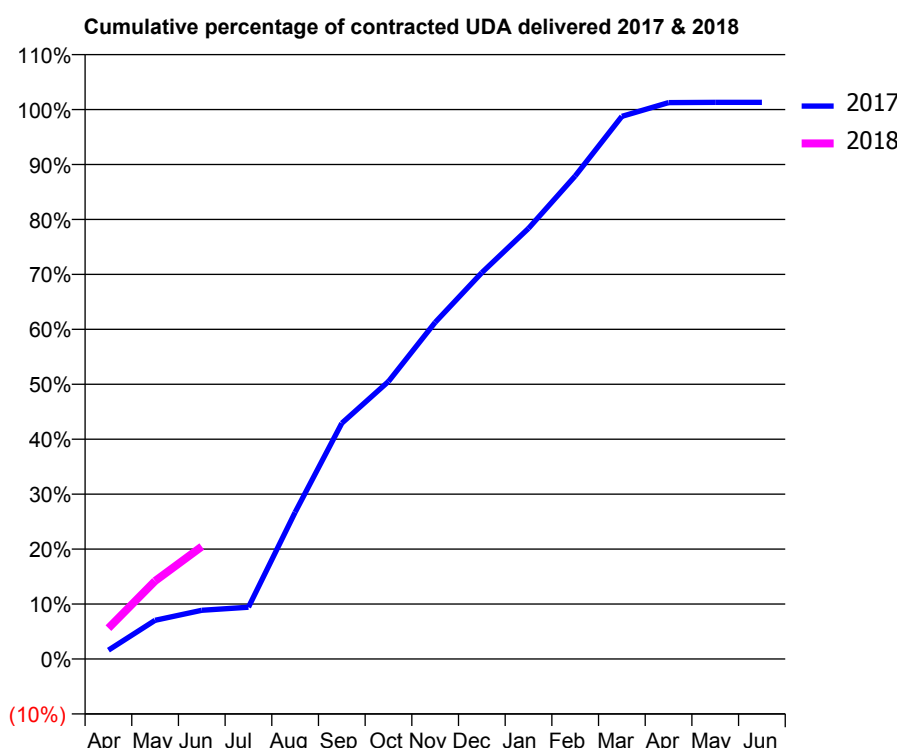
17/18 Contracted general activity (UDA)	5,845
Carry forward general activity (UDA)	0
17/18 Contracted orthodontic activity (UOA)	0
Carry forward orthodontic activity (UOA)	0
Baseline contract value	£149,872.68

ACCESS*

Patients seen in 24 months	Total	Change since previous quarter
Quarter ending June 2016	2,445	
Quarter ending September 2016	2,532	↑
Quarter ending December 2016	2,593	↑
Quarter ending March 2017	2,593	→
Quarter ending June 2017	2,581	→
Variance since June 2016	5.6%	↑



ACTIVITY



Adjusted Scheduled Activity (UDA)		
Month	2017	2018
April	95	329
May	412	831
June	518	1,196
July	551	
August	1,560	
September	2,508	
October	2,953	
November	3,581	
December	4,110	
January	4,581	
February	5,139	
March	5,773	
April	5,919	
May	5,922	
June	5,922	

QUALITY

	Quantity	Base Number	Contract	AT	Region	England
% of FP17s for the same patient ID Re-attending within 3 months - Children	4	96	4.2%	11.8%	11.6%	12.0%
% of FP17s for the same patient ID Re-attending within 3 months - Adults	49	482	10.2%	16.4%	15.9%	16.0%
% of FP17s for the same patient ID Re-attending between 3 & 9 months - Children	26	96	27.1%	55.3%	60.4%	58.0%
% of FP17s for the same patient ID Re-attending between 3 & 9 months - Adults	177	482	36.7%	48.9%	52.3%	50.9%
% of FP17s for Band 1 Urgent Courses	60	518	11.6%	10.6%	9.5%	9.1%
% of FP17s Relating to Free Repair or Replacements	4	518	0.8%	0.6%	0.7%	0.8%
% of FP17s Relating to Continuations	2	518	0.4%	0.8%	1.0%	1.1%
% of Patients satisfied with the dentistry they have received	5	5	N/A	90.0%	91.9%	91.7%
% of Patients satisfied with the time they had to wait for an appointment	5	5	N/A	87.2%	88.0%	88.0%

* This is based on patients treated on this contract for their most recent course of treatment. Figures in italics indicate the base number of FP17s or Patient Questionnaire responses are less than 100. N/A is shown where the base number of responses is less than 10 during the period. % is calculated as Quantity/Base number*100

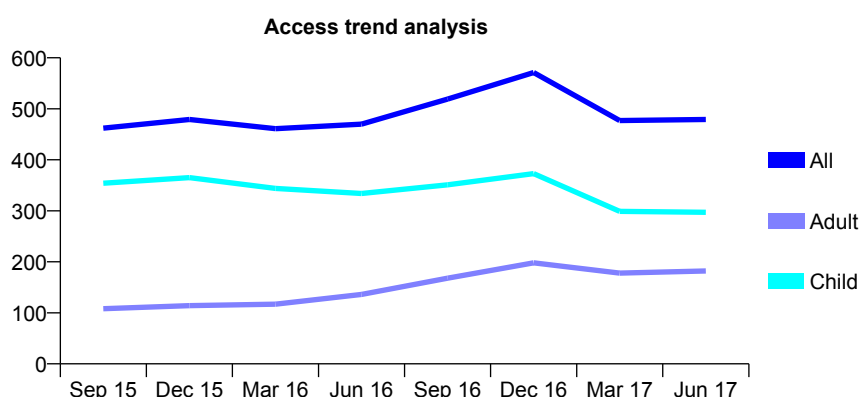
Q67 - Vital Signs At a Glance Contract Report for 751707/0001 - June 2017

Name or company name	MR RK LINTON
Contract type name	GDS Contract
Purpose of contract	General
Contract start date	01/04/2006
Contract end date	

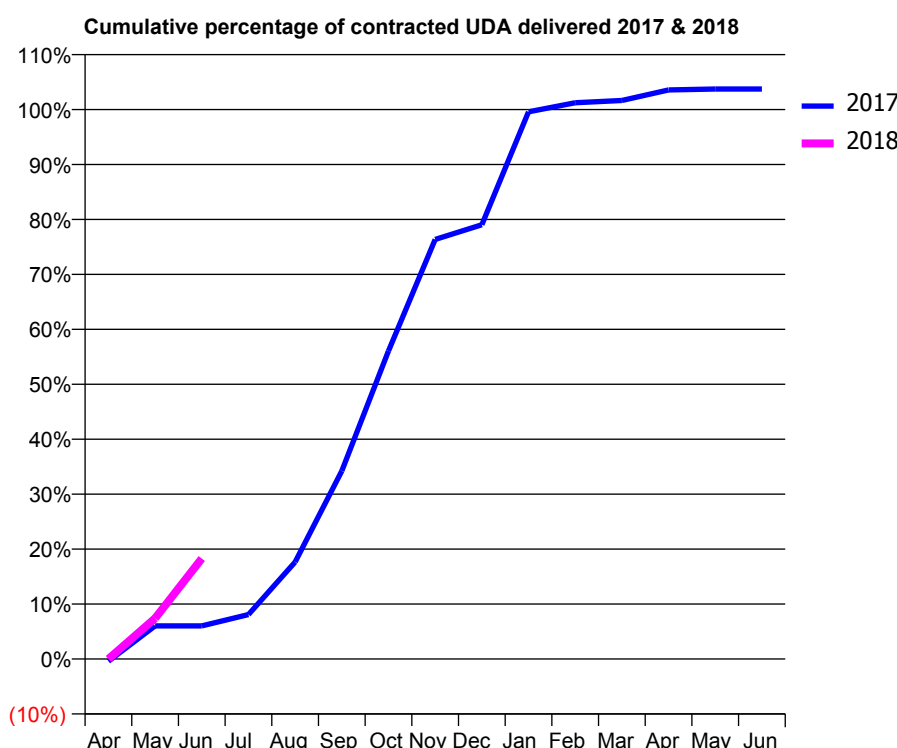
17/18 Contracted general activity (UDA)	1,161
Carry forward general activity (UDA)	0
17/18 Contracted orthodontic activity (UOA)	0
Carry forward orthodontic activity (UOA)	0
Baseline contract value	£25,804.01

ACCESS*

Patients seen in 24 months	Total	Change since previous quarter
Quarter ending June 2016	470	
Quarter ending September 2016	519	↑
Quarter ending December 2016	571	↑
Quarter ending March 2017	477	↓
Quarter ending June 2017	479	→
Variance since June 2016	1.9%	→



ACTIVITY



Month	Adjusted Scheduled Activity (UDA)	
	2017	2018
April	-5	0
May	70	86
June	70	212
July	94	
August	205	
September	397	
October	651	
November	887	
December	918	
January	1,156	
February	1,175	
March	1,180	
April	1,202	
May	1,204	
June	1,204	

QUALITY

	Quantity	Base Number	Contract	AT	Region	England
% of FP17s for the same patient ID Re-attending within 3 months - Children	3	81	3.7%	11.8%	11.6%	12.0%
% of FP17s for the same patient ID Re-attending within 3 months - Adults	2	37	5.4%	16.4%	15.9%	16.0%
% of FP17s for the same patient ID Re-attending between 3 & 9 months - Children	28	81	34.6%	55.3%	60.4%	58.0%
% of FP17s for the same patient ID Re-attending between 3 & 9 months - Adults	11	37	29.7%	48.9%	52.3%	50.9%
% of FP17s for Band 1 Urgent Courses	2	104	1.9%	10.6%	9.5%	9.1%
% of FP17s Relating to Free Repair or Replacements	0	104	0.0%	0.6%	0.7%	0.8%
% of FP17s Relating to Continuations	0	104	0.0%	0.8%	1.0%	1.1%
% of Patients satisfied with the dentistry they have received	1	1	N/A	90.0%	91.9%	91.7%
% of Patients satisfied with the time they had to wait for an appointment	1	1	N/A	87.2%	88.0%	88.0%

* This is based on patients treated on this contract for their most recent course of treatment. Figures in italics indicate the base number of FP17s or Patient Questionnaire responses are less than 100. N/A is shown where the base number of responses is less than 10 during the period. % is calculated as Quantity/Base number*100

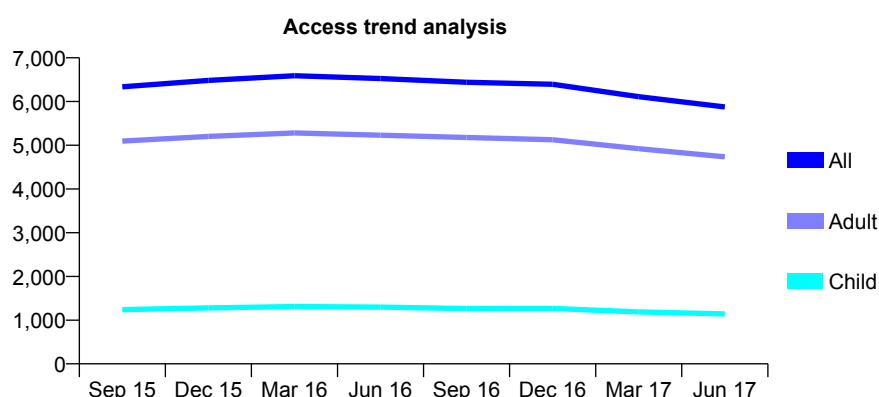
Q67 - Vital Signs At a Glance Contract Report for 762202/0001 - June 2017

Name or company name	Station Road Dental Partnership
Contract type name	GDS Contract
Purpose of contract	General
Contract start date	01/04/2006
Contract end date	

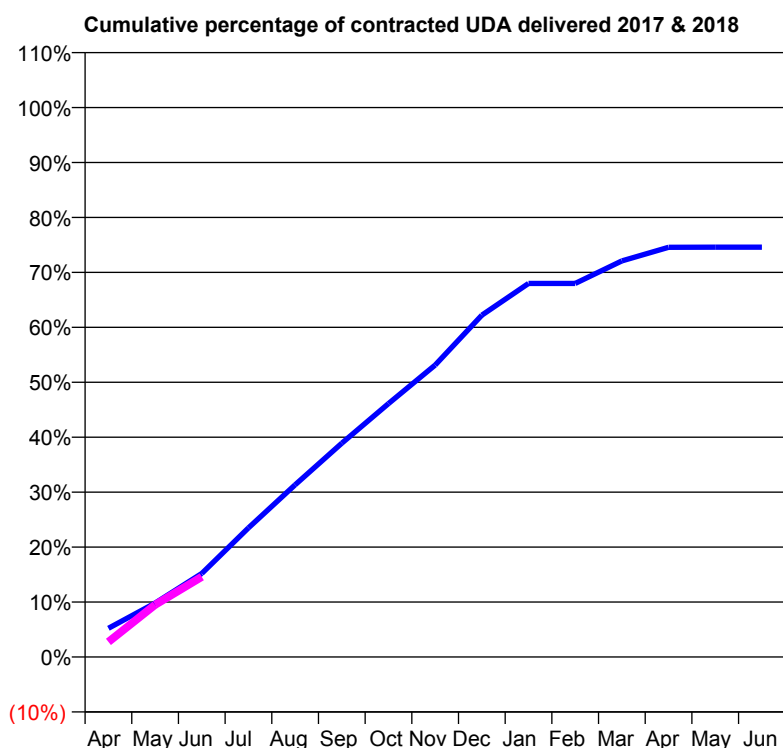
17/18 Contracted general activity (UDA)	20,863
Carry forward general activity (UDA)	0
17/18 Contracted orthodontic activity (UOA)	0
Carry forward orthodontic activity (UOA)	0
Baseline contract value	£519,862.26

ACCESS*

Patients seen in 24 months	Total	Change since previous quarter
Quarter ending June 2016	6,527	
Quarter ending September 2016	6,441	↓
Quarter ending December 2016	6,395	→
Quarter ending March 2017	6,110	↓
Quarter ending June 2017	5,876	↓
Variance since June 2016	(10.0%)	↓



ACTIVITY



Adjusted Scheduled Activity (UDA)		
Month	2017	2018
April	1,093	573
May	2,047	1,982
June	3,171	3,045
July	4,905	
August	6,537	
September	8,118	
October	9,620	
November	11,086	
December	12,976	
January	14,184	
February	14,184	
March	15,038	
April	15,556	
May	15,562	
June	15,562	

QUALITY

	Quantity	Base Number	Contract	AT	Region	England
% of FP17s for the same patient ID Re-attending within 3 months - Children	11	357	3.1%	11.8%	11.6%	12.0%
% of FP17s for the same patient ID Re-attending within 3 months - Adults	162	1,655	9.8%	16.4%	15.9%	16.0%
% of FP17s for the same patient ID Re-attending between 3 & 9 months - Children	202	357	56.6%	55.3%	60.4%	58.0%
% of FP17s for the same patient ID Re-attending between 3 & 9 months - Adults	1,048	1,655	63.3%	48.9%	52.3%	50.9%
% of FP17s for Band 1 Urgent Courses	134	1,682	8.0%	10.6%	9.5%	9.1%
% of FP17s Relating to Free Repair or Replacements	5	1,682	0.3%	0.6%	0.7%	0.8%
% of FP17s Relating to Continuations	2	1,682	0.1%	0.8%	1.0%	1.1%
% of Patients satisfied with the dentistry they have received	22	25	88.0%	90.0%	91.9%	91.7%
% of Patients satisfied with the time they had to wait for an appointment	23	25	92.0%	87.2%	88.0%	88.0%

* This is based on patients treated on this contract for their most recent course of treatment. Figures in italics indicate the base number of FP17s or Patient Questionnaire responses are less than 100. N/A is shown where the base number of responses is less than 10 during the period. % is calculated as Quantity/Base number*100

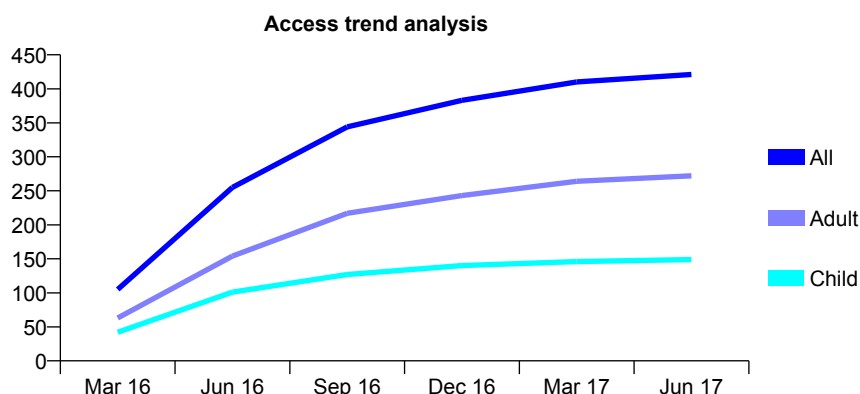
Q67 - Vital Signs At a Glance Contract Report for 765759/0002 - June 2017

Name or company name	MRS TF SIJUWADE
Contract type name	GDS Contract
Purpose of contract	General
Contract start date	04/01/2016
Contract end date	

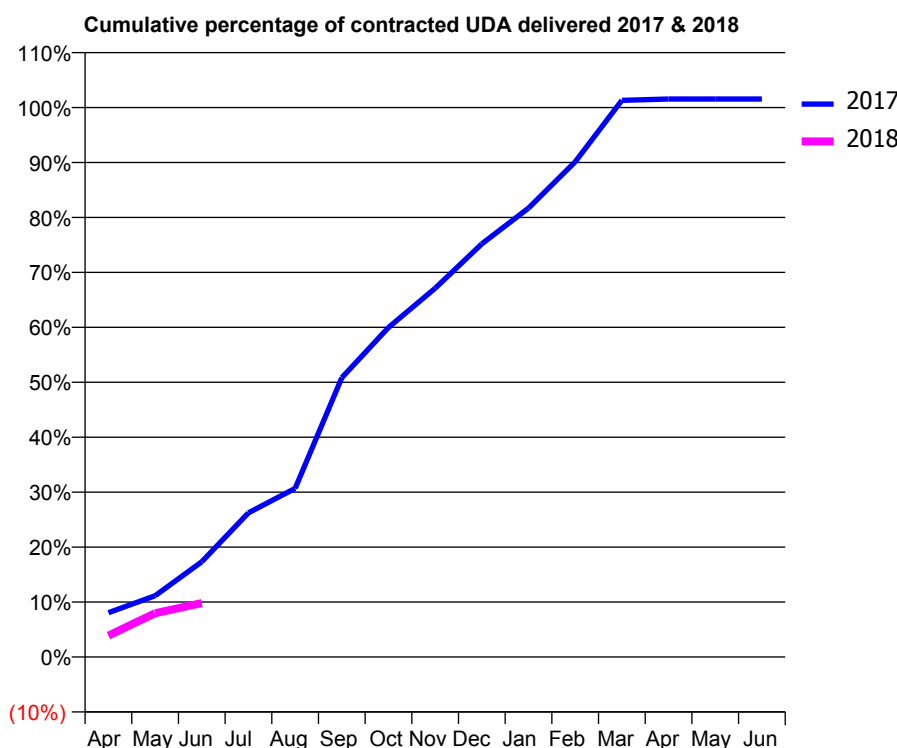
17/18 Contracted general activity (UDA)	1,270
Carry forward general activity (UDA)	0
17/18 Contracted orthodontic activity (UOA)	0
Carry forward orthodontic activity (UOA)	0
Baseline contract value	£36,772.25

ACCESS*

Patients seen in 24 months	Total	Change since previous quarter
Quarter ending June 2016	255	
Quarter ending September 2016	344	↑
Quarter ending December 2016	383	↑
Quarter ending March 2017	410	↑
Quarter ending June 2017	421	↑
Variance since June 2016	65.1%	↑



ACTIVITY



Adjusted Scheduled Activity (UDA)		
Month	2017	2018
April	102	50
May	142	101
June	220	125
July	333	
August	390	
September	646	
October	762	
November	852	
December	955	
January	1,037	
February	1,145	
March	1,287	
April	1,290	
May	1,290	
June	1,290	

QUALITY

	Quantity	Base Number	Contract	AT	Region	England
% of FP17s for the same patient ID Re-attending within 3 months - Children	0	30	0.0%	11.8%	11.6%	12.0%
% of FP17s for the same patient ID Re-attending within 3 months - Adults	3	39	7.7%	16.4%	15.9%	16.0%
% of FP17s for the same patient ID Re-attending between 3 & 9 months - Children	21	30	70.0%	55.3%	60.4%	58.0%
% of FP17s for the same patient ID Re-attending between 3 & 9 months - Adults	28	39	71.8%	48.9%	52.3%	50.9%
% of FP17s for Band 1 Urgent Courses	8	68	11.8%	10.6%	9.5%	9.1%
% of FP17s Relating to Free Repair or Replacements	0	68	0.0%	0.6%	0.7%	0.8%
% of FP17s Relating to Continuations	0	68	0.0%	0.8%	1.0%	1.1%
% of Patients satisfied with the dentistry they have received	21	22	95.5%	90.0%	91.9%	91.7%
% of Patients satisfied with the time they had to wait for an appointment	17	22	77.3%	87.2%	88.0%	88.0%

* This is based on patients treated on this contract for their most recent course of treatment. Figures in italics indicate the base number of FP17s or Patient Questionnaire responses are less than 100. N/A is shown where the base number of responses is less than 10 during the period. % is calculated as Quantity/Base number*100

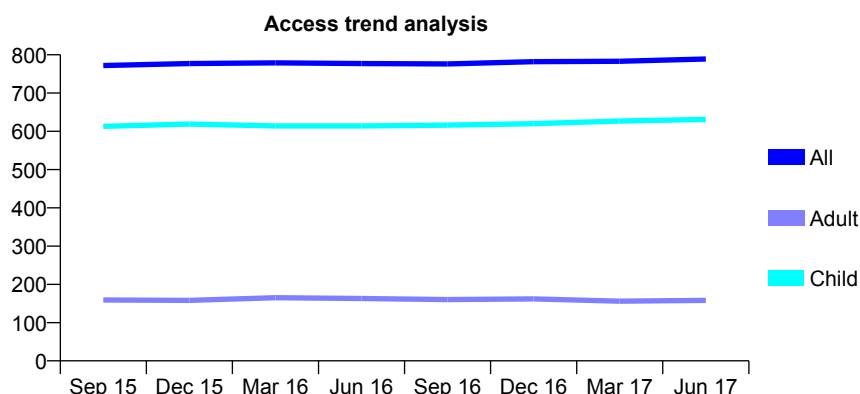
Q67 - Vital Signs At a Glance Contract Report for 768189/0001 - June 2017

Name or company name	MR CA DU PLESSIS
Contract type name	GDS Contract
Purpose of contract	General
Contract start date	01/04/2006
Contract end date	

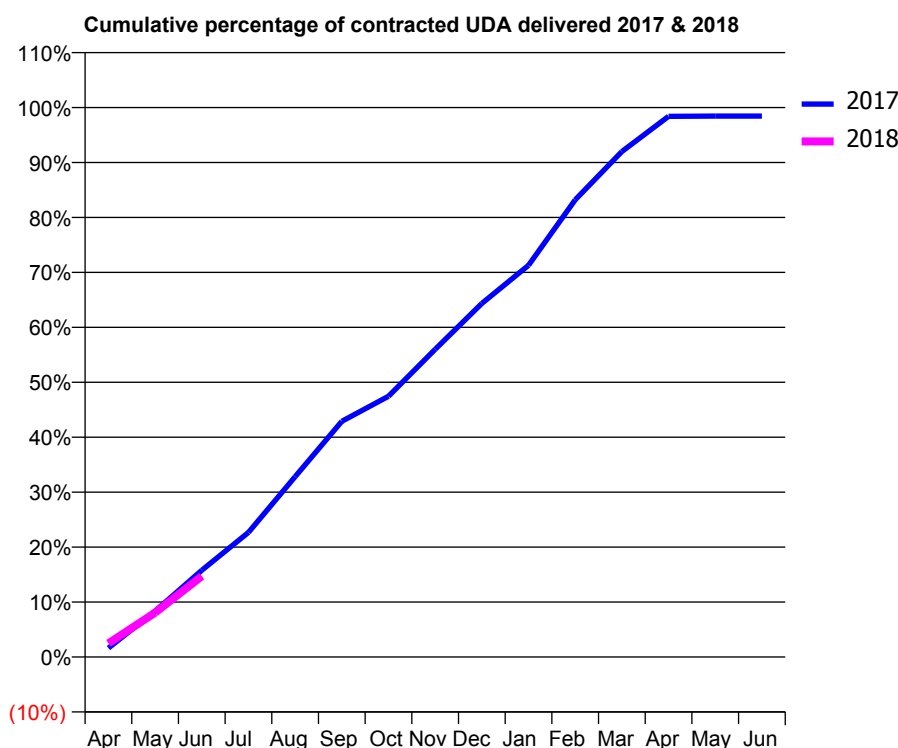
17/18 Contracted general activity (UDA)	2,050
Carry forward general activity (UDA)	0
17/18 Contracted orthodontic activity (UOA)	0
Carry forward orthodontic activity (UOA)	0
Baseline contract value	£50,115.62

ACCESS*

Patients seen in 24 months	Total	Change since previous quarter
Quarter ending June 2016	777	
Quarter ending September 2016	776	→
Quarter ending December 2016	782	→
Quarter ending March 2017	783	→
Quarter ending June 2017	789	→
Variance since June 2016	1.5%	→



ACTIVITY



Month	Adjusted Scheduled Activity (UDA)	
	2017	2018
April	34	51
May	171	166
June	324	302
July	465	
August	673	
September	879	
October	973	
November	1,148	
December	1,319	
January	1,461	
February	1,706	
March	1,886	
April	2,017	
May	2,018	
June	2,018	

QUALITY

	Quantity	Base Number	Contract	AT	Region	England
% of FP17s for the same patient ID Re-attending within 3 months - Children	21	237	8.9%	11.8%	11.6%	12.0%
% of FP17s for the same patient ID Re-attending within 3 months - Adults	3	31	9.7%	16.4%	15.9%	16.0%
% of FP17s for the same patient ID Re-attending between 3 & 9 months - Children	170	237	71.7%	55.3%	60.4%	58.0%
% of FP17s for the same patient ID Re-attending between 3 & 9 months - Adults	23	31	74.2%	48.9%	52.3%	50.9%
% of FP17s for Band 1 Urgent Courses	8	218	3.7%	10.6%	9.5%	9.1%
% of FP17s Relating to Free Repair or Replacements	1	218	0.5%	0.6%	0.7%	0.8%
% of FP17s Relating to Continuations	0	218	0.0%	0.8%	1.0%	1.1%
% of Patients satisfied with the dentistry they have received	2	2	N/A	90.0%	91.9%	91.7%
% of Patients satisfied with the time they had to wait for an appointment	2	2	N/A	87.2%	88.0%	88.0%

* This is based on patients treated on this contract for their most recent course of treatment. Figures in italics indicate the base number of FP17s or Patient Questionnaire responses are less than 100. N/A is shown where the base number of responses is less than 10 during the period. % is calculated as Quantity/Base number*100

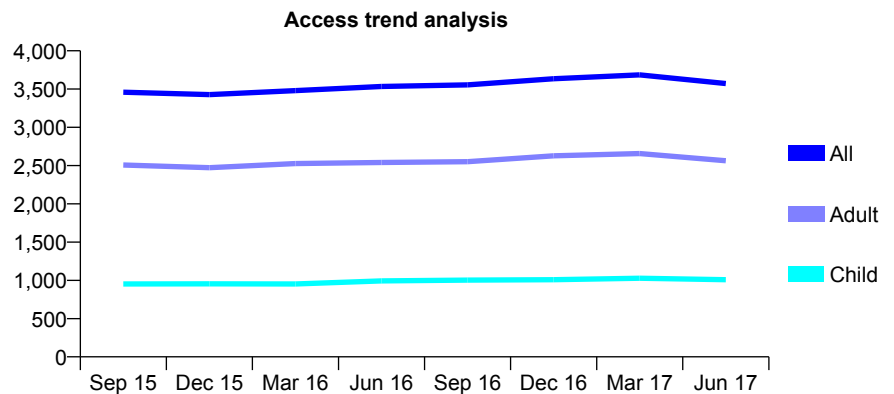
Q67 - Vital Signs At a Glance Contract Report for 769142/0002 - June 2017

Name or company name	MR JK BABAYEMI
Contract type name	GDS Contract
Purpose of contract	General
Contract start date	01/03/2008
Contract end date	

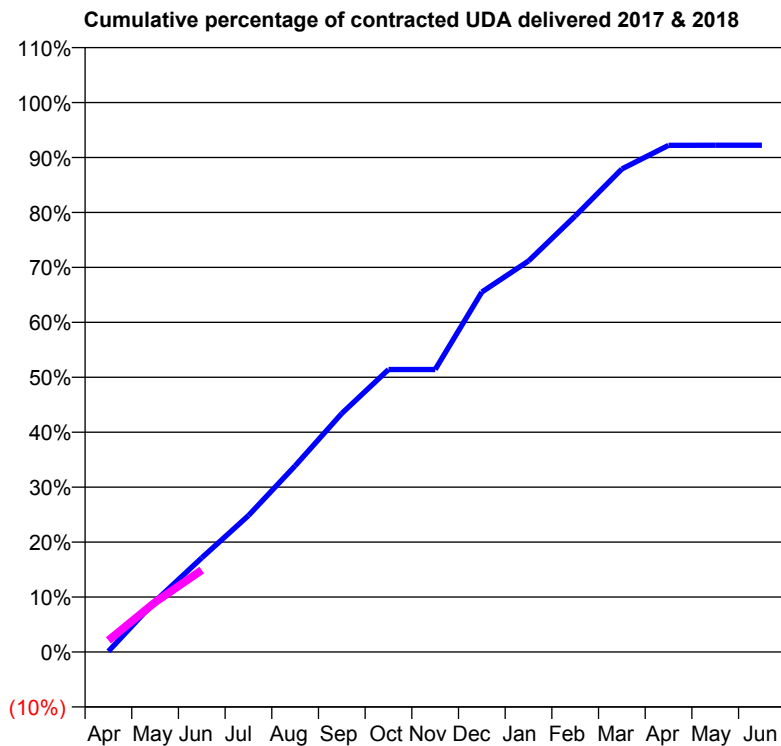
17/18 Contracted general activity (UDA)	10,638
Carry forward general activity (UDA)	0
17/18 Contracted orthodontic activity (UOA)	0
Carry forward orthodontic activity (UOA)	0
Baseline contract value	£299,314.75

ACCESS*

Patients seen in 24 months	Total	Change since previous quarter
Quarter ending June 2016	3,533	
Quarter ending September 2016	3,554	→
Quarter ending December 2016	3,635	↑
Quarter ending March 2017	3,685	→
Quarter ending June 2017	3,572	↓
Variance since June 2016	1.1%	→



ACTIVITY



Adjusted Scheduled Activity (UDA)		
Month	2017	2018
April	14	225
May	982	963
June	1,823	1,587
July	2,643	
August	3,606	
September	4,619	
October	5,469	
November	5,469	
December	6,968	
January	7,570	
February	8,440	
March	9,351	
April	9,809	
May	9,812	
June	9,812	

QUALITY

	Quantity	Base Number	Contract	AT	Region	England
% of FP17s for the same patient ID Re-attending within 3 months - Children	6	286	2.1%	11.8%	11.6%	12.0%
% of FP17s for the same patient ID Re-attending within 3 months - Adults	47	599	7.8%	16.4%	15.9%	16.0%
% of FP17s for the same patient ID Re-attending between 3 & 9 months - Children	119	286	41.6%	55.3%	60.4%	58.0%
% of FP17s for the same patient ID Re-attending between 3 & 9 months - Adults	250	599	41.7%	48.9%	52.3%	50.9%
% of FP17s for Band 1 Urgent Courses	43	687	6.3%	10.6%	9.5%	9.1%
% of FP17s Relating to Free Repair or Replacements	0	687	0.0%	0.6%	0.7%	0.8%
% of FP17s Relating to Continuations	0	687	0.0%	0.8%	1.0%	1.1%
% of Patients satisfied with the dentistry they have received	16	20	80.0%	90.0%	91.9%	91.7%
% of Patients satisfied with the time they had to wait for an appointment	16	20	80.0%	87.2%	88.0%	88.0%

* This is based on patients treated on this contract for their most recent course of treatment. Figures in italics indicate the base number of FP17s or Patient Questionnaire responses are less than 100. N/A is shown where the base number of responses is less than 10 during the period. % is calculated as Quantity/Base number*100

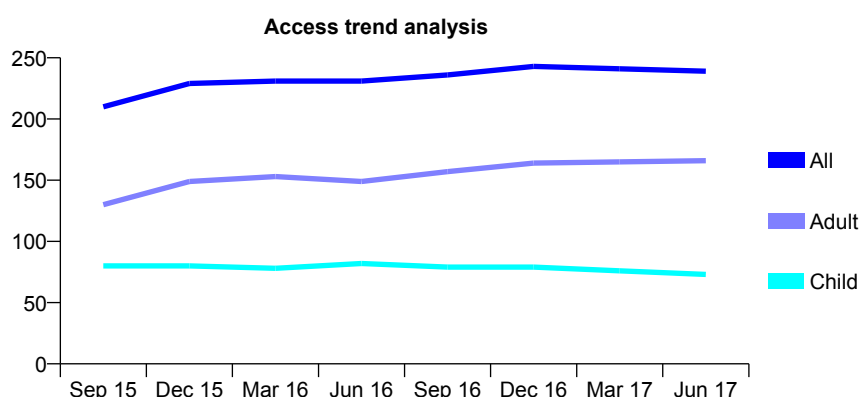
Q67 - Vital Signs At a Glance Contract Report for 773727/0001 - June 2017

Name or company name	MR PK MOO
Contract type name	GDS Contract
Purpose of contract	General
Contract start date	01/04/2006
Contract end date	

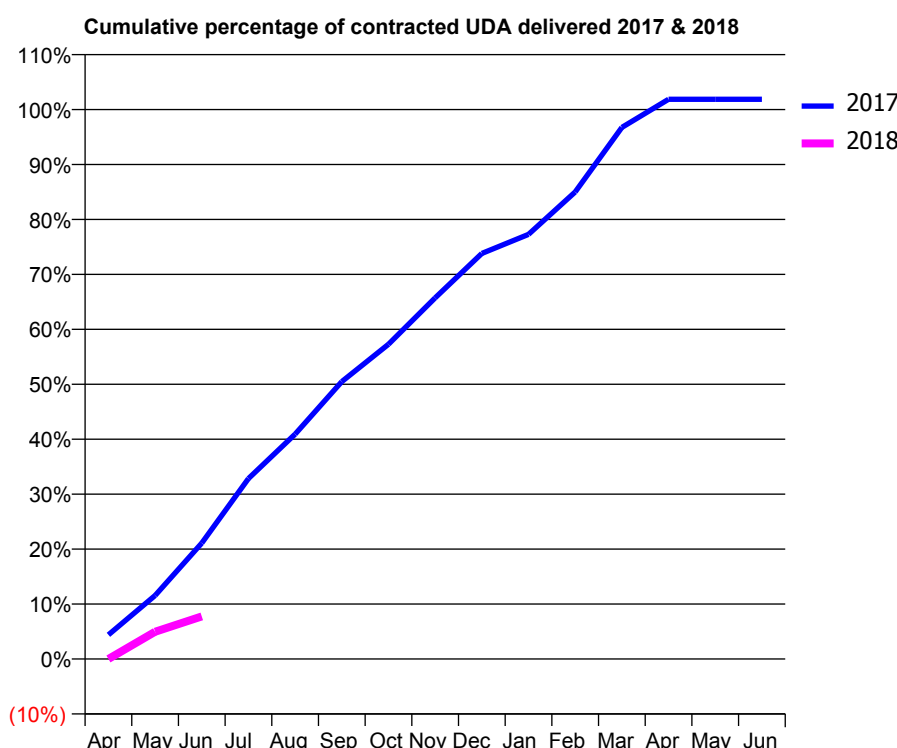
17/18 Contracted general activity (UDA)	545
Carry forward general activity (UDA)	0
17/18 Contracted orthodontic activity (UOA)	0
Carry forward orthodontic activity (UOA)	0
Baseline contract value	£12,410.96

ACCESS*

Patients seen in 24 months	Total	Change since previous quarter
Quarter ending June 2016	231	
Quarter ending September 2016	236	↑
Quarter ending December 2016	243	↑
Quarter ending March 2017	241	→
Quarter ending June 2017	239	→
Variance since June 2016	3.5%	↑



ACTIVITY



Adjusted Scheduled Activity (UDA)		
Month	2017	2018
April	24	0
May	63	27
June	115	42
July	179	
August	223	
September	275	
October	312	
November	358	
December	402	
January	421	
February	463	
March	527	
April	555	
May	555	
June	555	

QUALITY

	Quantity	Base Number	Contract	AT	Region	England
% of FP17s for the same patient ID Re-attending within 3 months - Children	0	34	0.0%	11.8%	11.6%	12.0%
% of FP17s for the same patient ID Re-attending within 3 months - Adults	0	9	0.0%	16.4%	15.9%	16.0%
% of FP17s for the same patient ID Re-attending between 3 & 9 months - Children	24	34	70.6%	55.3%	60.4%	58.0%
% of FP17s for the same patient ID Re-attending between 3 & 9 months - Adults	1	9	11.1%	48.9%	52.3%	50.9%
% of FP17s for Band 1 Urgent Courses	1	32	3.1%	10.6%	9.5%	9.1%
% of FP17s Relating to Free Repair or Replacements	0	32	0.0%	0.6%	0.7%	0.8%
% of FP17s Relating to Continuations	0	32	0.0%	0.8%	1.0%	1.1%
% of Patients satisfied with the dentistry they have received	0	0	N/A	90.0%	91.9%	91.7%
% of Patients satisfied with the time they had to wait for an appointment	0	0	N/A	87.2%	88.0%	88.0%

* This is based on patients treated on this contract for their most recent course of treatment. Figures in italics indicate the base number of FP17s or Patient Questionnaire responses are less than 100. N/A is shown where the base number of responses is less than 10 during the period. % is calculated as Quantity/Base number*100

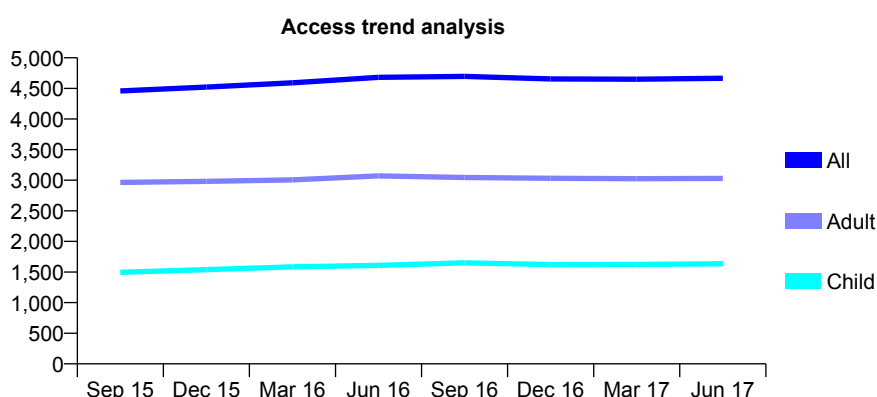
Q67 - Vital Signs At a Glance Contract Report for 776009/0002 - June 2017

Name or company name	MISS R RAY
Contract type name	GDS Contract
Purpose of contract	General
Contract start date	01/04/2009
Contract end date	

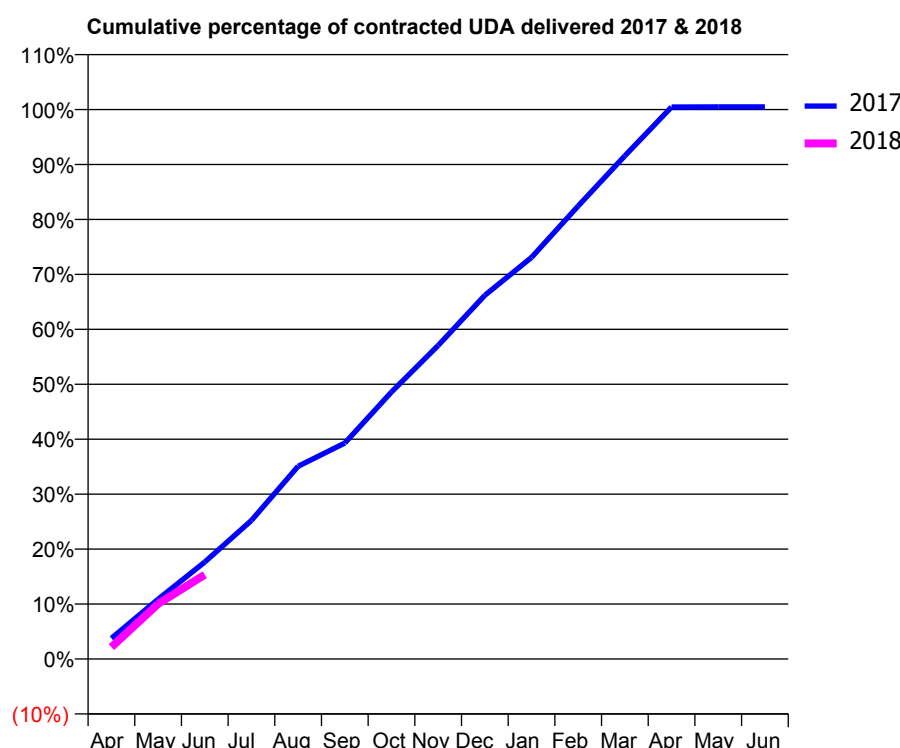
17/18 Contracted general activity (UDA)	10,262
Carry forward general activity (UDA)	0
17/18 Contracted orthodontic activity (UOA)	0
Carry forward orthodontic activity (UOA)	0
Baseline contract value	£269,018.51

ACCESS*

Patients seen in 24 months	Total	Change since previous quarter
Quarter ending June 2016	4,681	
Quarter ending September 2016	4,695	→
Quarter ending December 2016	4,654	→
Quarter ending March 2017	4,651	→
Quarter ending June 2017	4,665	→
Variance since June 2016	(0.3%)	→



ACTIVITY



Adjusted Scheduled Activity (UDA)		
Month	2017	2018
April	388	222
May	1,117	1,031
June	1,811	1,575
July	2,588	
August	3,599	
September	4,032	
October	4,986	
November	5,856	
December	6,793	
January	7,501	
February	8,462	
March	9,397	
April	10,309	
May	10,310	
June	10,310	

QUALITY

	Quantity	Base Number	Contract	AT	Region	England
% of FP17s for the same patient ID Re-attending within 3 months - Children	31	409	7.6%	11.8%	11.6%	12.0%
% of FP17s for the same patient ID Re-attending within 3 months - Adults	134	745	18.0%	16.4%	15.9%	16.0%
% of FP17s for the same patient ID Re-attending between 3 & 9 months - Children	137	409	33.5%	55.3%	60.4%	58.0%
% of FP17s for the same patient ID Re-attending between 3 & 9 months - Adults	228	745	30.6%	48.9%	52.3%	50.9%
% of FP17s for Band 1 Urgent Courses	95	715	13.3%	10.6%	9.5%	9.1%
% of FP17s Relating to Free Repair or Replacements	11	715	1.5%	0.6%	0.7%	0.8%
% of FP17s Relating to Continuations	13	715	1.8%	0.8%	1.0%	1.1%
% of Patients satisfied with the dentistry they have received	8	9	N/A	90.0%	91.9%	91.7%
% of Patients satisfied with the time they had to wait for an appointment	7	9	N/A	87.2%	88.0%	88.0%

* This is based on patients treated on this contract for their most recent course of treatment. Figures in italics indicate the base number of FP17s or Patient Questionnaire responses are less than 100. N/A is shown where the base number of responses is less than 10 during the period. % is calculated as Quantity/Base number*100

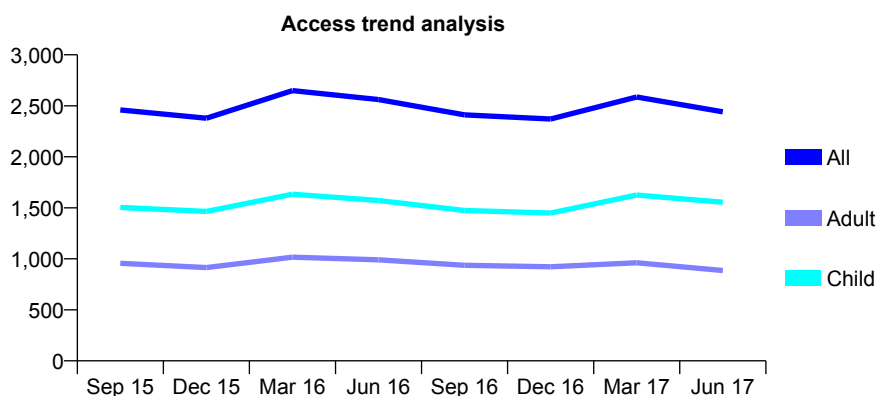
Q67 - Vital Signs At a Glance Contract Report for 781282/0001 - June 2017

Name or company name	MR H WALIA
Contract type name	GDS Contract
Purpose of contract	General
Contract start date	01/04/2006
Contract end date	

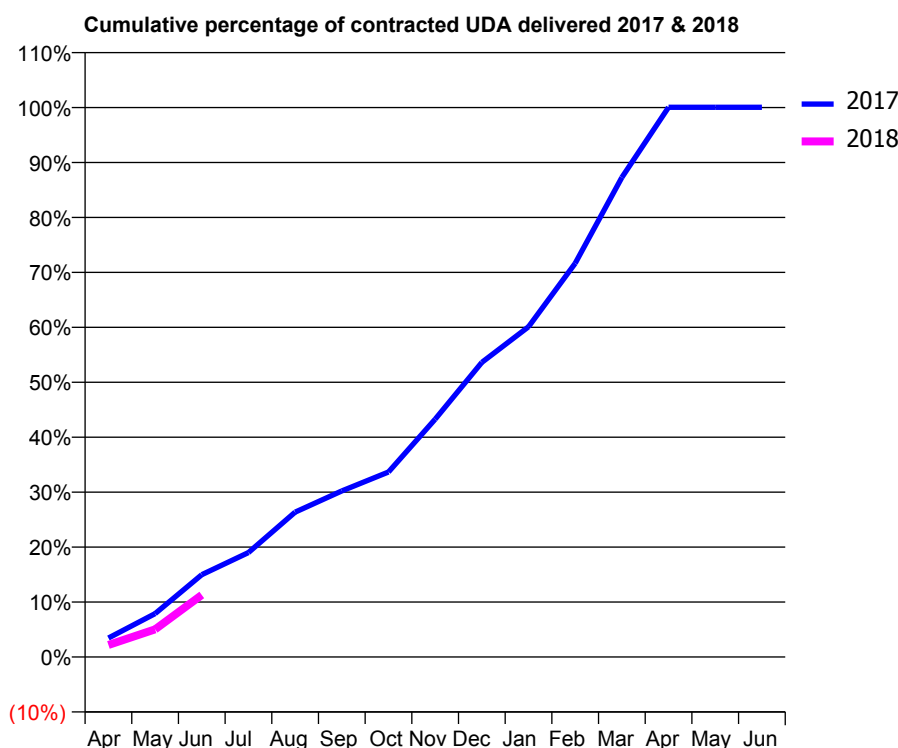
17/18 Contracted general activity (UDA)	6,898
Carry forward general activity (UDA)	0
17/18 Contracted orthodontic activity (UOA)	0
Carry forward orthodontic activity (UOA)	0
Baseline contract value	£189,370.05

ACCESS*

Patients seen in 24 months	Total	Change since previous quarter
Quarter ending June 2016	2,562	
Quarter ending September 2016	2,411	↓
Quarter ending December 2016	2,371	↓
Quarter ending March 2017	2,586	↑
Quarter ending June 2017	2,441	↓
Variance since June 2016	(4.7%)	↓



ACTIVITY



Adjusted Scheduled Activity (UDA)		
Month	2017	2018
April	239	151
May	544	348
June	1,034	778
July	1,311	
August	1,819	
September	2,085	
October	2,322	
November	2,986	
December	3,699	
January	4,145	
February	4,942	
March	6,020	
April	6,900	
May	6,900	
June	6,900	

QUALITY

	Quantity	Base Number	Contract	AT	Region	England
% of FP17s for the same patient ID Re-attending within 3 months - Children	33	500	6.6%	11.8%	11.6%	12.0%
% of FP17s for the same patient ID Re-attending within 3 months - Adults	36	250	14.4%	16.4%	15.9%	16.0%
% of FP17s for the same patient ID Re-attending between 3 & 9 months - Children	205	500	41.0%	55.3%	60.4%	58.0%
% of FP17s for the same patient ID Re-attending between 3 & 9 months - Adults	90	250	36.0%	48.9%	52.3%	50.9%
% of FP17s for Band 1 Urgent Courses	47	362	13.0%	10.6%	9.5%	9.1%
% of FP17s Relating to Free Repair or Replacements	0	362	0.0%	0.6%	0.7%	0.8%
% of FP17s Relating to Continuations	6	362	1.7%	0.8%	1.0%	1.1%
% of Patients satisfied with the dentistry they have received	4	5	N/A	90.0%	91.9%	91.7%
% of Patients satisfied with the time they had to wait for an appointment	4	5	N/A	87.2%	88.0%	88.0%

* This is based on patients treated on this contract for their most recent course of treatment. Figures in italics indicate the base number of FP17s or Patient Questionnaire responses are less than 100. N/A is shown where the base number of responses is less than 10 during the period. % is calculated as Quantity/Base number*100

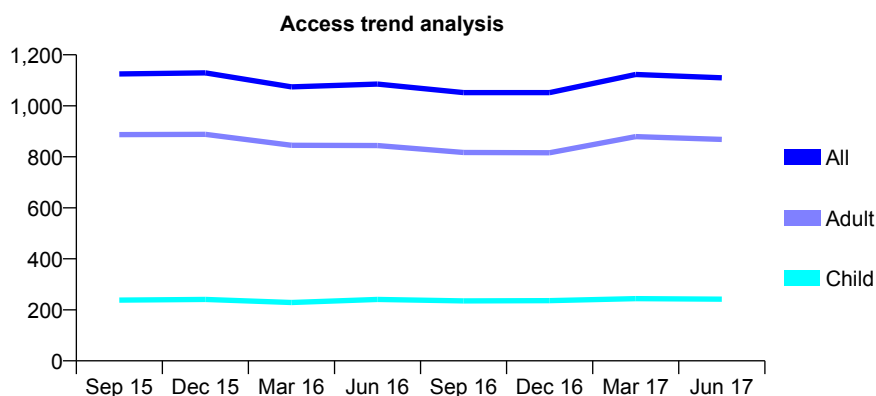
Q67 - Vital Signs At a Glance Contract Report for 784184/0001 - June 2017

Name or company name	MR MW RICHTER
Contract type name	GDS Contract
Purpose of contract	General
Contract start date	01/03/2012
Contract end date	

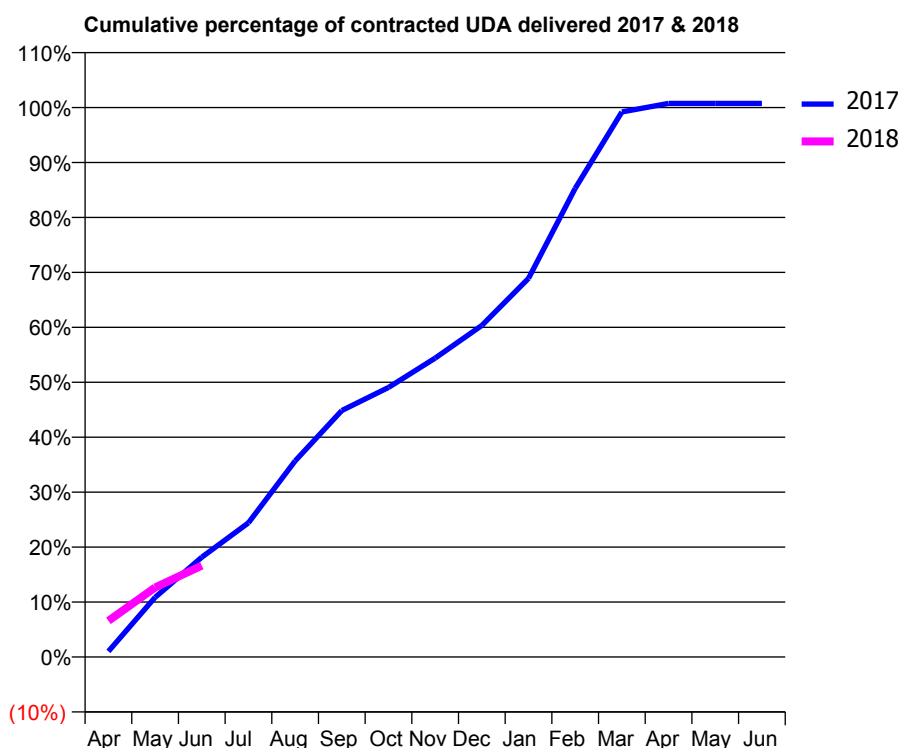
17/18 Contracted general activity (UDA)	3,837
Carry forward general activity (UDA)	0
17/18 Contracted orthodontic activity (UOA)	0
Carry forward orthodontic activity (UOA)	0
Baseline contract value	£117,174.50

ACCESS*

Patients seen in 24 months	Total	Change since previous quarter
Quarter ending June 2016	1,085	
Quarter ending September 2016	1,052	↓
Quarter ending December 2016	1,052	→
Quarter ending March 2017	1,123	↑
Quarter ending June 2017	1,110	↓
Variance since June 2016	2.3%	↑



ACTIVITY



Adjusted Scheduled Activity (UDA)		
Month	2017	2018
April	39	252
May	416	485
June	697	638
July	937	
August	1,369	
September	1,721	
October	1,882	
November	2,087	
December	2,315	
January	2,644	
February	3,272	
March	3,806	
April	3,865	
May	3,865	
June	3,865	

QUALITY

	Quantity	Base Number	Contract	AT	Region	England
% of FP17s for the same patient ID Re-attending within 3 months - Children	3	62	4.8%	11.8%	11.6%	12.0%
% of FP17s for the same patient ID Re-attending within 3 months - Adults	41	194	21.1%	16.4%	15.9%	16.0%
% of FP17s for the same patient ID Re-attending between 3 & 9 months - Children	40	62	64.5%	55.3%	60.4%	58.0%
% of FP17s for the same patient ID Re-attending between 3 & 9 months - Adults	72	194	37.1%	48.9%	52.3%	50.9%
% of FP17s for Band 1 Urgent Courses	15	233	6.4%	10.6%	9.5%	9.1%
% of FP17s Relating to Free Repair or Replacements	0	233	0.0%	0.6%	0.7%	0.8%
% of FP17s Relating to Continuations	8	233	3.4%	0.8%	1.0%	1.1%
% of Patients satisfied with the dentistry they have received	0	0	N/A	90.0%	91.9%	91.7%
% of Patients satisfied with the time they had to wait for an appointment	0	0	N/A	87.2%	88.0%	88.0%

* This is based on patients treated on this contract for their most recent course of treatment. Figures in italics indicate the base number of FP17s or Patient Questionnaire responses are less than 100. N/A is shown where the base number of responses is less than 10 during the period. % is calculated as Quantity/Base number*100

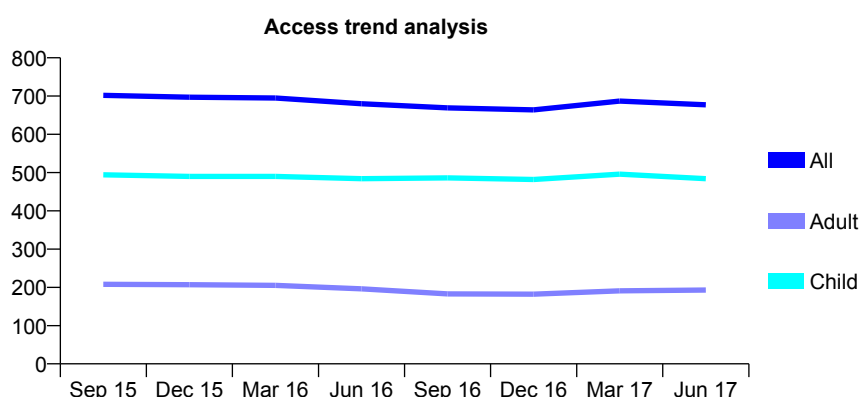
Q67 - Vital Signs At a Glance Contract Report for 810177/0001 - June 2017

Name or company name	MR CJ BAKER
Contract type name	GDS Contract
Purpose of contract	General
Contract start date	01/04/2006
Contract end date	

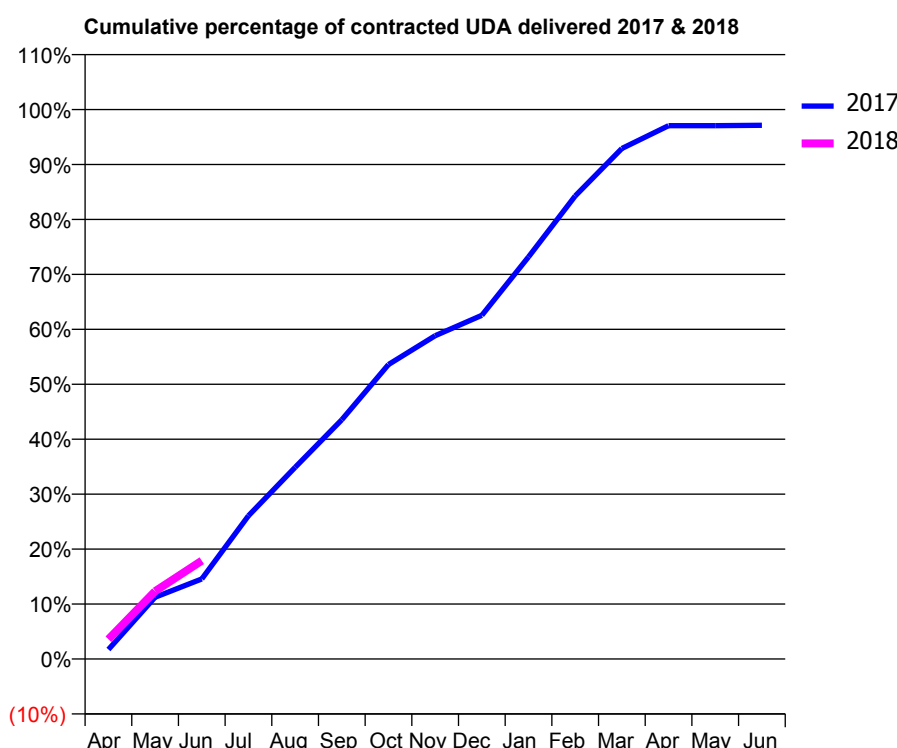
17/18 Contracted general activity (UDA)	1,400
Carry forward general activity (UDA)	0
17/18 Contracted orthodontic activity (UOA)	0
Carry forward orthodontic activity (UOA)	0
Baseline contract value	£31,115.94

ACCESS*

Patients seen in 24 months	Total	Change since previous quarter
Quarter ending June 2016	680	
Quarter ending September 2016	669	↓
Quarter ending December 2016	664	→
Quarter ending March 2017	687	↑
Quarter ending June 2017	677	↓
Variance since June 2016	(0.4%)	→



ACTIVITY



Adjusted Scheduled Activity (UDA)		
Month	2017	2018
April	24	50
May	158	173
June	204	251
July	365	
August	488	
September	610	
October	750	
November	824	
December	876	
January	1,025	
February	1,180	
March	1,301	
April	1,359	
May	1,359	
June	1,360	

QUALITY

	Quantity	Base Number	Contract	AT	Region	England
% of FP17s for the same patient ID Re-attending within 3 months - Children	8	146	5.5%	11.8%	11.6%	12.0%
% of FP17s for the same patient ID Re-attending within 3 months - Adults	7	48	14.6%	16.4%	15.9%	16.0%
% of FP17s for the same patient ID Re-attending between 3 & 9 months - Children	74	146	50.7%	55.3%	60.4%	58.0%
% of FP17s for the same patient ID Re-attending between 3 & 9 months - Adults	22	48	45.8%	48.9%	52.3%	50.9%
% of FP17s for Band 1 Urgent Courses	3	149	2.0%	10.6%	9.5%	9.1%
% of FP17s Relating to Free Repair or Replacements	0	149	0.0%	0.6%	0.7%	0.8%
% of FP17s Relating to Continuations	0	149	0.0%	0.8%	1.0%	1.1%
% of Patients satisfied with the dentistry they have received	1	1	N/A	90.0%	91.9%	91.7%
% of Patients satisfied with the time they had to wait for an appointment	1	1	N/A	87.2%	88.0%	88.0%

* This is based on patients treated on this contract for their most recent course of treatment. Figures in italics indicate the base number of FP17s or Patient Questionnaire responses are less than 100. N/A is shown where the base number of responses is less than 10 during the period. % is calculated as Quantity/Base number*100

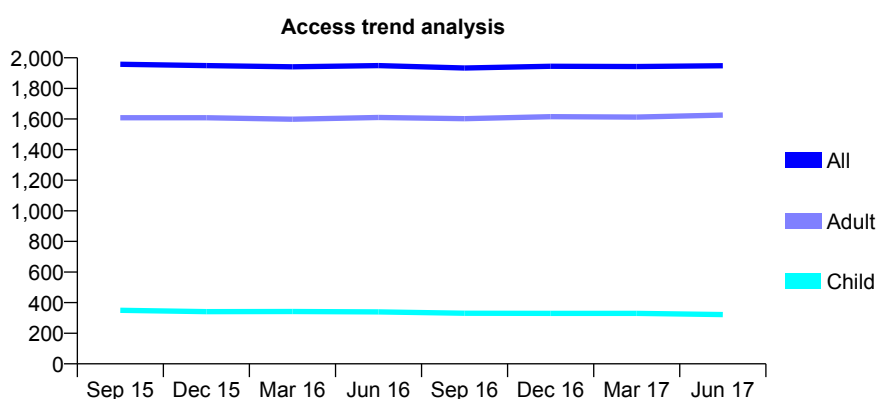
Q67 - Vital Signs At a Glance Contract Report for 817600/0001 - June 2017

Name or company name	MR RA LAURENS
Contract type name	GDS Contract
Purpose of contract	General
Contract start date	01/04/2006
Contract end date	

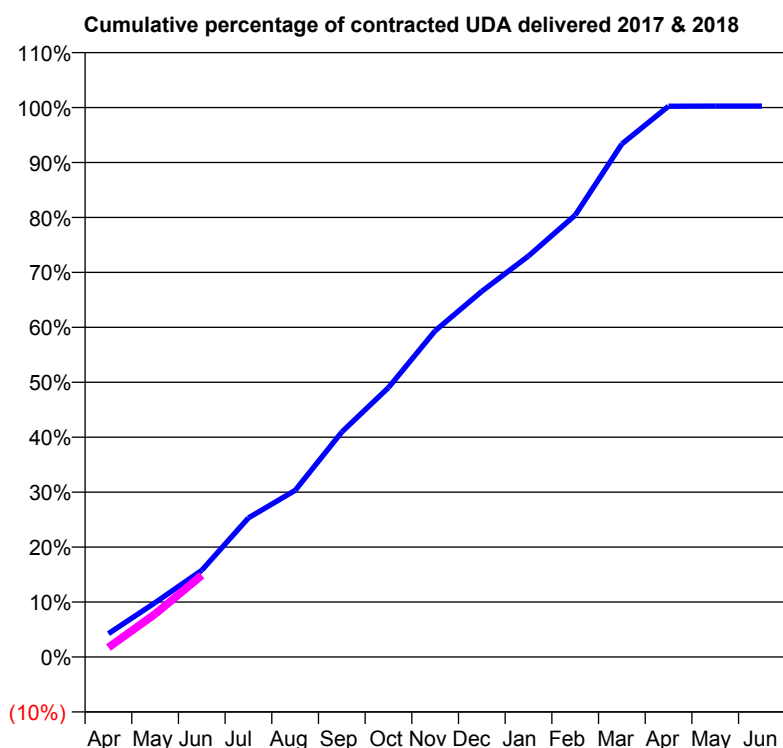
17/18 Contracted general activity (UDA)	7,275
Carry forward general activity (UDA)	0
17/18 Contracted orthodontic activity (UOA)	0
Carry forward orthodontic activity (UOA)	0
Baseline contract value	£189,233.37

ACCESS*

Patients seen in 24 months	Total	Change since previous quarter
Quarter ending June 2016	1,949	
Quarter ending September 2016	1,933	→
Quarter ending December 2016	1,945	→
Quarter ending March 2017	1,943	→
Quarter ending June 2017	1,948	→
Variance since June 2016	(0.1%)	→



ACTIVITY



Adjusted Scheduled Activity (UDA)		
Month	2017	2018
April	310	126
May	719	570
June	1,148	1,082
July	1,843	
August	2,206	
September	2,979	
October	3,568	
November	4,319	
December	4,842	
January	5,310	
February	5,849	
March	6,793	
April	7,291	
May	7,294	
June	7,294	

QUALITY

	Quantity	Base Number	Contract	AT	Region	England
% of FP17s for the same patient ID Re-attending within 3 months - Children	6	120	5.0%	11.8%	11.6%	12.0%
% of FP17s for the same patient ID Re-attending within 3 months - Adults	41	609	6.7%	16.4%	15.9%	16.0%
% of FP17s for the same patient ID Re-attending between 3 & 9 months - Children	79	120	65.8%	55.3%	60.4%	58.0%
% of FP17s for the same patient ID Re-attending between 3 & 9 months - Adults	473	609	77.7%	48.9%	52.3%	50.9%
% of FP17s for Band 1 Urgent Courses	26	591	4.4%	10.6%	9.5%	9.1%
% of FP17s Relating to Free Repair or Replacements	1	591	0.2%	0.6%	0.7%	0.8%
% of FP17s Relating to Continuations	0	591	0.0%	0.8%	1.0%	1.1%
% of Patients satisfied with the dentistry they have received	4	4	N/A	90.0%	91.9%	91.7%
% of Patients satisfied with the time they had to wait for an appointment	4	4	N/A	87.2%	88.0%	88.0%

* This is based on patients treated on this contract for their most recent course of treatment. Figures in italics indicate the base number of FP17s or Patient Questionnaire responses are less than 100. N/A is shown where the base number of responses is less than 10 during the period. % is calculated as Quantity/Base number*100

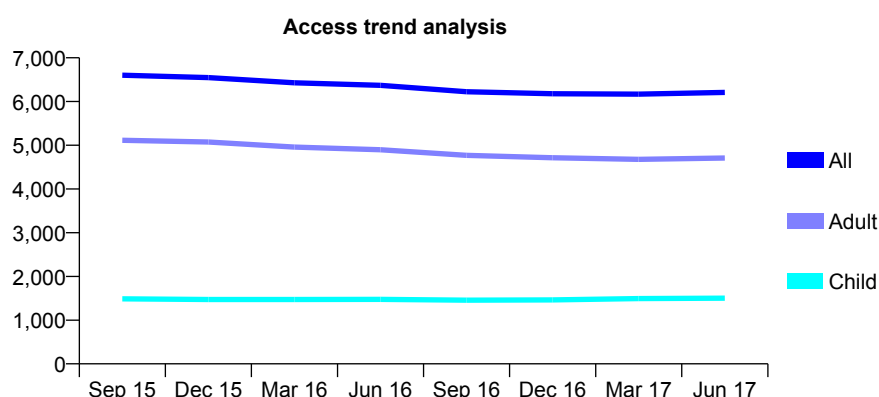
Q67 - Vital Signs At a Glance Contract Report for 820008/0001 - June 2017

Name or company name	MR PW MAUTHE
Contract type name	GDS Contract
Purpose of contract	General
Contract start date	01/04/2006
Contract end date	

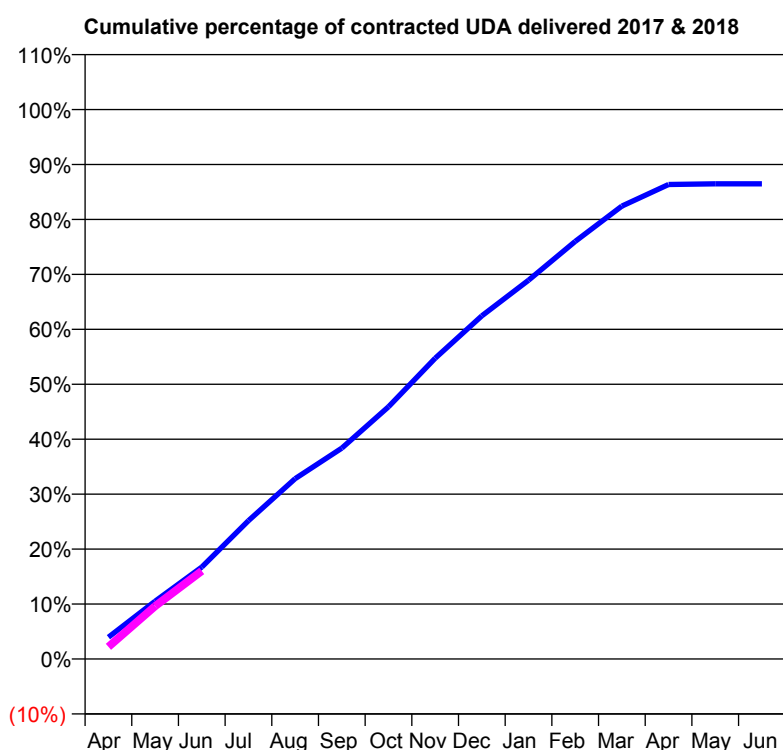
17/18 Contracted general activity (UDA)	17,666
Carry forward general activity (UDA)	0
17/18 Contracted orthodontic activity (UOA)	0
Carry forward orthodontic activity (UOA)	0
Baseline contract value	£431,940.66

ACCESS*

Patients seen in 24 months	Total	Change since previous quarter
Quarter ending June 2016	6,371	
Quarter ending September 2016	6,225	↓
Quarter ending December 2016	6,177	→
Quarter ending March 2017	6,170	→
Quarter ending June 2017	6,210	→
Variance since June 2016	(2.5%)	↓



ACTIVITY



Adjusted Scheduled Activity (UDA)		
Month	2017	2018
April	703	393
May	1,857	1,698
June	2,954	2,830
July	4,449	
August	5,799	
September	6,780	
October	8,110	
November	9,671	
December	11,033	
January	12,176	
February	13,425	
March	14,559	
April	15,254	
May	15,278	
June	15,278	

QUALITY

	Quantity	Base Number	Contract	AT	Region	England
% of FP17s for the same patient ID Re-attending within 3 months - Children	17	457	3.7%	11.8%	11.6%	12.0%
% of FP17s for the same patient ID Re-attending within 3 months - Adults	192	1,349	14.2%	16.4%	15.9%	16.0%
% of FP17s for the same patient ID Re-attending between 3 & 9 months - Children	199	457	43.5%	55.3%	60.4%	58.0%
% of FP17s for the same patient ID Re-attending between 3 & 9 months - Adults	533	1,349	39.5%	48.9%	52.3%	50.9%
% of FP17s for Band 1 Urgent Courses	147	1,395	10.5%	10.6%	9.5%	9.1%
% of FP17s Relating to Free Repair or Replacements	5	1,395	0.4%	0.6%	0.7%	0.8%
% of FP17s Relating to Continuations	23	1,395	1.6%	0.8%	1.0%	1.1%
% of Patients satisfied with the dentistry they have received	18	21	85.7%	90.0%	91.9%	91.7%
% of Patients satisfied with the time they had to wait for an appointment	17	21	81.0%	87.2%	88.0%	88.0%

* This is based on patients treated on this contract for their most recent course of treatment. Figures in italics indicate the base number of FP17s or Patient Questionnaire responses are less than 100. N/A is shown where the base number of responses is less than 10 during the period. % is calculated as Quantity/Base number*100

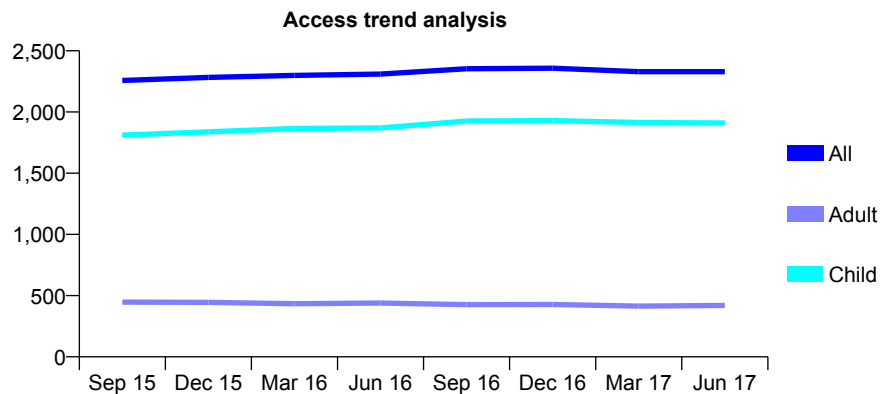
Q67 - Vital Signs At a Glance Contract Report for 822671/0001 - June 2017

Name or company name	MR SV PETER
Contract type name	GDS Contract
Purpose of contract	General
Contract start date	01/04/2006
Contract end date	

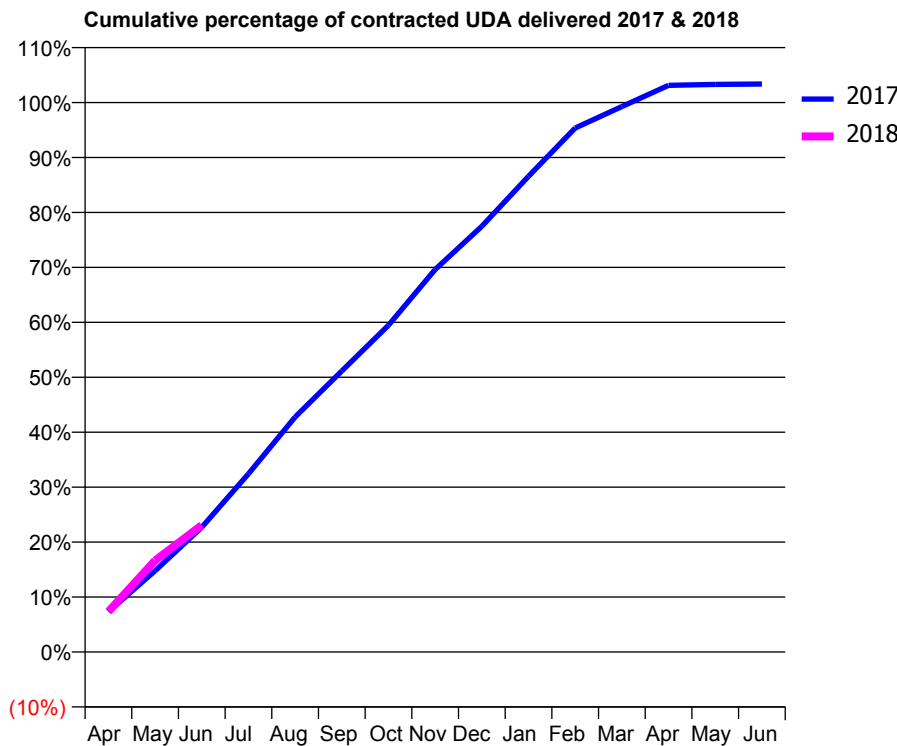
17/18 Contracted general activity (UDA)	4,900
Carry forward general activity (UDA)	0
17/18 Contracted orthodontic activity (UOA)	0
Carry forward orthodontic activity (UOA)	0
Baseline contract value	£119,806.93

ACCESS*

Patients seen in 24 months	Total	Change since previous quarter
Quarter ending June 2016	2,310	
Quarter ending September 2016	2,353	→
Quarter ending December 2016	2,358	→
Quarter ending March 2017	2,329	↓
Quarter ending June 2017	2,330	→
Variance since June 2016	0.9%	→



ACTIVITY



Adjusted Scheduled Activity (UDA)		
Month	2017	2018
April	359	361
May	725	817
June	1,113	1,131
July	1,589	
August	2,096	
September	2,505	
October	2,914	
November	3,411	
December	3,796	
January	4,242	
February	4,673	
March	4,864	
April	5,053	
May	5,062	
June	5,065	

QUALITY

	Quantity	Base Number	Contract	AT	Region	England
% of FP17s for the same patient ID Re-attending within 3 months - Children	47	708	6.6%	11.8%	11.6%	12.0%
% of FP17s for the same patient ID Re-attending within 3 months - Adults	11	72	15.3%	16.4%	15.9%	16.0%
% of FP17s for the same patient ID Re-attending between 3 & 9 months - Children	416	708	58.8%	55.3%	60.4%	58.0%
% of FP17s for the same patient ID Re-attending between 3 & 9 months - Adults	39	72	54.2%	48.9%	52.3%	50.9%
% of FP17s for Band 1 Urgent Courses	20	679	2.9%	10.6%	9.5%	9.1%
% of FP17s Relating to Free Repair or Replacements	0	679	0.0%	0.6%	0.7%	0.8%
% of FP17s Relating to Continuations	0	679	0.0%	0.8%	1.0%	1.1%
% of Patients satisfied with the dentistry they have received	4	4	N/A	90.0%	91.9%	91.7%
% of Patients satisfied with the time they had to wait for an appointment	4	4	N/A	87.2%	88.0%	88.0%

* This is based on patients treated on this contract for their most recent course of treatment. Figures in italics indicate the base number of FP17s or Patient Questionnaire responses are less than 100. N/A is shown where the base number of responses is less than 10 during the period. % is calculated as Quantity/Base number*100

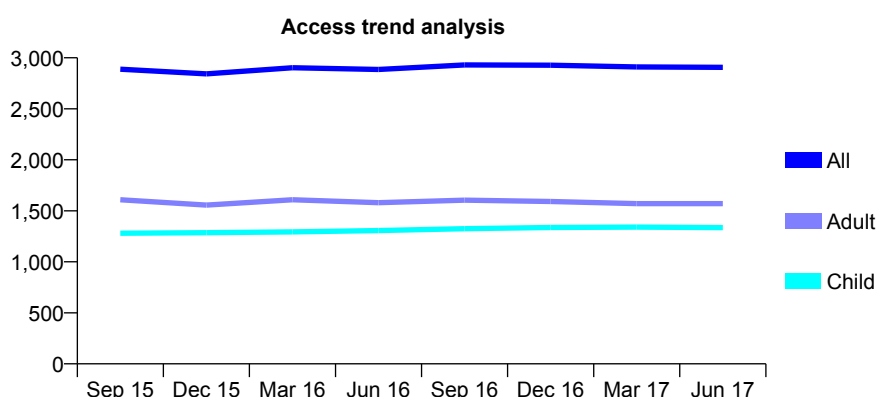
Q67 - Vital Signs At a Glance Contract Report for 828963/0001 - June 2017

Name or company name	MR SM PEARCE
Contract type name	GDS Contract
Purpose of contract	General
Contract start date	01/04/2006
Contract end date	

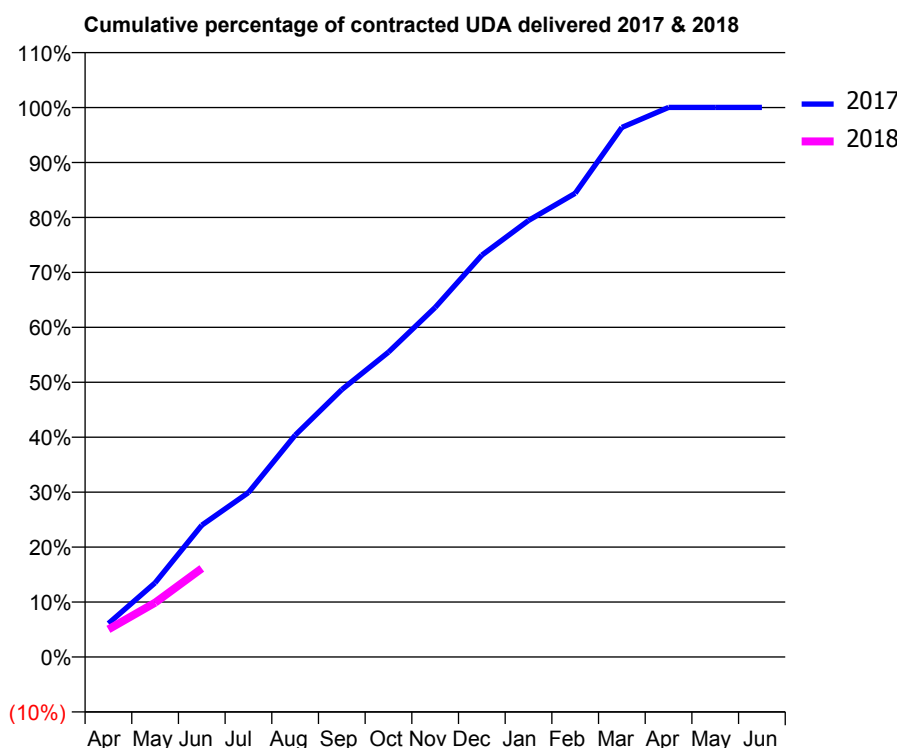
17/18 Contracted general activity (UDA)	4,413
Carry forward general activity (UDA)	0
17/18 Contracted orthodontic activity (UOA)	0
Carry forward orthodontic activity (UOA)	0
Baseline contract value	£107,899.60

ACCESS*

Patients seen in 24 months	Total	Change since previous quarter
Quarter ending June 2016	2,886	
Quarter ending September 2016	2,930	→
Quarter ending December 2016	2,928	→
Quarter ending March 2017	2,911	→
Quarter ending June 2017	2,906	→
Variance since June 2016	0.7%	→



ACTIVITY



Adjusted Scheduled Activity (UDA)		
Month	2017	2018
April	269	222
May	596	436
June	1,058	712
July	1,321	
August	1,781	
September	2,147	
October	2,448	
November	2,807	
December	3,227	
January	3,505	
February	3,724	
March	4,253	
April	4,413	
May	4,413	
June	4,413	

QUALITY

	Quantity	Base Number	Contract	AT	Region	England
% of FP17s for the same patient ID Re-attending within 3 months - Children	18	331	5.4%	11.8%	11.6%	12.0%
% of FP17s for the same patient ID Re-attending within 3 months - Adults	8	339	2.4%	16.4%	15.9%	16.0%
% of FP17s for the same patient ID Re-attending between 3 & 9 months - Children	163	331	49.2%	55.3%	60.4%	58.0%
% of FP17s for the same patient ID Re-attending between 3 & 9 months - Adults	141	339	41.6%	48.9%	52.3%	50.9%
% of FP17s for Band 1 Urgent Courses	0	548	0.0%	10.6%	9.5%	9.1%
% of FP17s Relating to Free Repair or Replacements	0	548	0.0%	0.6%	0.7%	0.8%
% of FP17s Relating to Continuations	8	548	1.5%	0.8%	1.0%	1.1%
% of Patients satisfied with the dentistry they have received	10	10	100.0%	90.0%	91.9%	91.7%
% of Patients satisfied with the time they had to wait for an appointment	9	10	90.0%	87.2%	88.0%	88.0%

* This is based on patients treated on this contract for their most recent course of treatment. Figures in italics indicate the base number of FP17s or Patient Questionnaire responses are less than 100. N/A is shown where the base number of responses is less than 10 during the period. % is calculated as Quantity/Base number*100

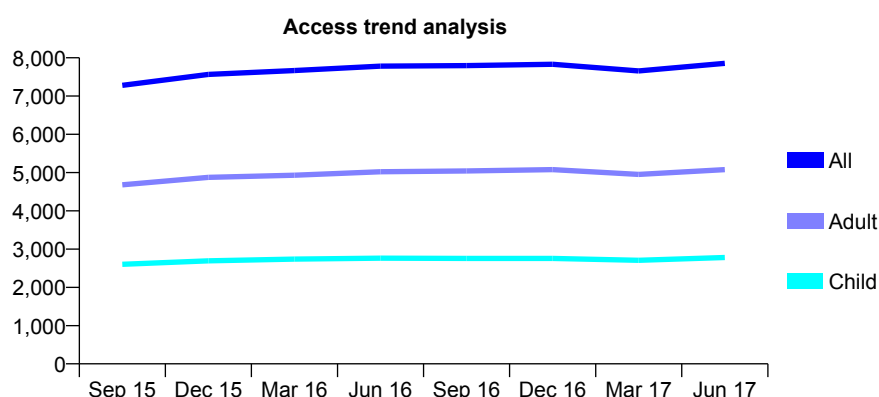
Q67 - Vital Signs At a Glance Contract Report for 829285/0003 - June 2017

Name or company name	MRS CO ADELOYE
Contract type name	GDS Contract
Purpose of contract	General
Contract start date	08/12/2006
Contract end date	

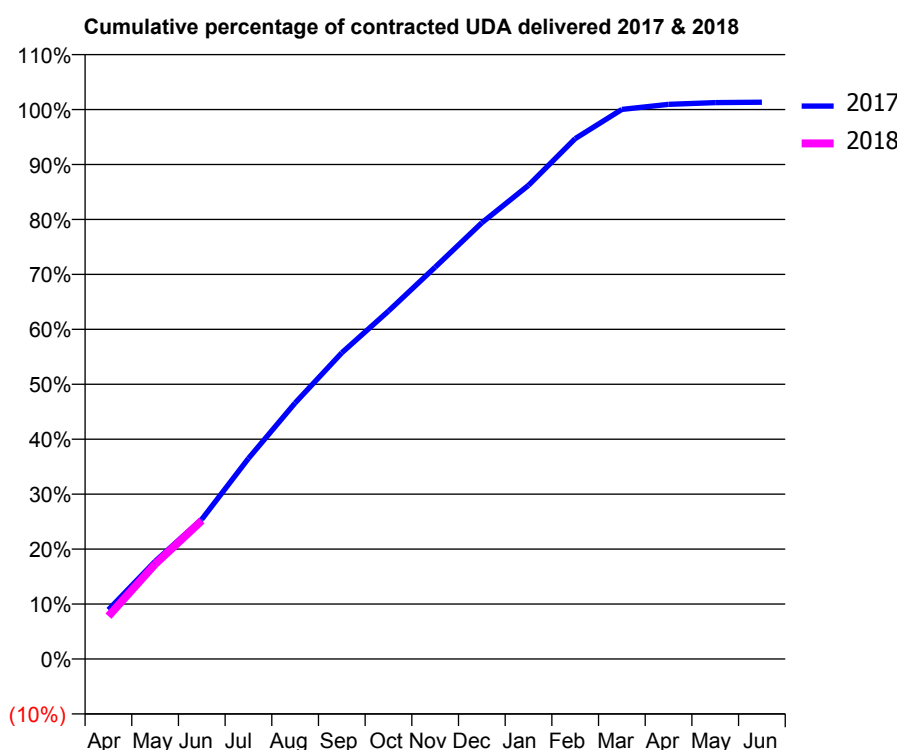
17/18 Contracted general activity (UDA)	21,200
Carry forward general activity (UDA)	0
17/18 Contracted orthodontic activity (UOA)	0
Carry forward orthodontic activity (UOA)	0
Baseline contract value	£514,968.51

ACCESS*

Patients seen in 24 months	Total	Change since previous quarter
Quarter ending June 2016	7,782	
Quarter ending September 2016	7,797	→
Quarter ending December 2016	7,831	→
Quarter ending March 2017	7,658	↓
Quarter ending June 2017	7,856	↑
Variance since June 2016	1.0%	→



ACTIVITY



Adjusted Scheduled Activity (UDA)		
Month	2017	2018
April	1,899	1,655
May	3,768	3,660
June	5,387	5,341
July	7,739	
August	9,880	
September	11,816	
October	13,426	
November	15,120	
December	16,832	
January	18,277	
February	20,077	
March	21,204	
April	21,398	
May	21,465	
June	21,480	

QUALITY

	Quantity	Base Number	Contract	AT	Region	England
% of FP17s for the same patient ID Re-attending within 3 months - Children	35	880	4.0%	11.8%	11.6%	12.0%
% of FP17s for the same patient ID Re-attending within 3 months - Adults	204	1,515	13.5%	16.4%	15.9%	16.0%
% of FP17s for the same patient ID Re-attending between 3 & 9 months - Children	333	880	37.8%	55.3%	60.4%	58.0%
% of FP17s for the same patient ID Re-attending between 3 & 9 months - Adults	563	1,515	37.2%	48.9%	52.3%	50.9%
% of FP17s for Band 1 Urgent Courses	157	2,197	7.1%	10.6%	9.5%	9.1%
% of FP17s Relating to Free Repair or Replacements	29	2,197	1.3%	0.6%	0.7%	0.8%
% of FP17s Relating to Continuations	5	2,197	0.2%	0.8%	1.0%	1.1%
% of Patients satisfied with the dentistry they have received	15	16	93.8%	90.0%	91.9%	91.7%
% of Patients satisfied with the time they had to wait for an appointment	16	16	100.0%	87.2%	88.0%	88.0%

* This is based on patients treated on this contract for their most recent course of treatment. Figures in italics indicate the base number of FP17s or Patient Questionnaire responses are less than 100. N/A is shown where the base number of responses is less than 10 during the period. % is calculated as Quantity/Base number*100

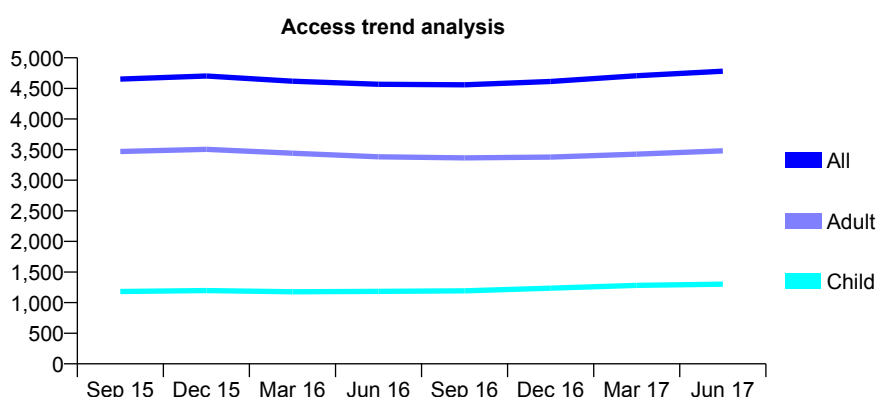
Q67 - Vital Signs At a Glance Contract Report for 829285/0004 - June 2017

Name or company name	MRS CO ADELOYE
Contract type name	GDS Contract
Purpose of contract	General
Contract start date	02/07/2007
Contract end date	

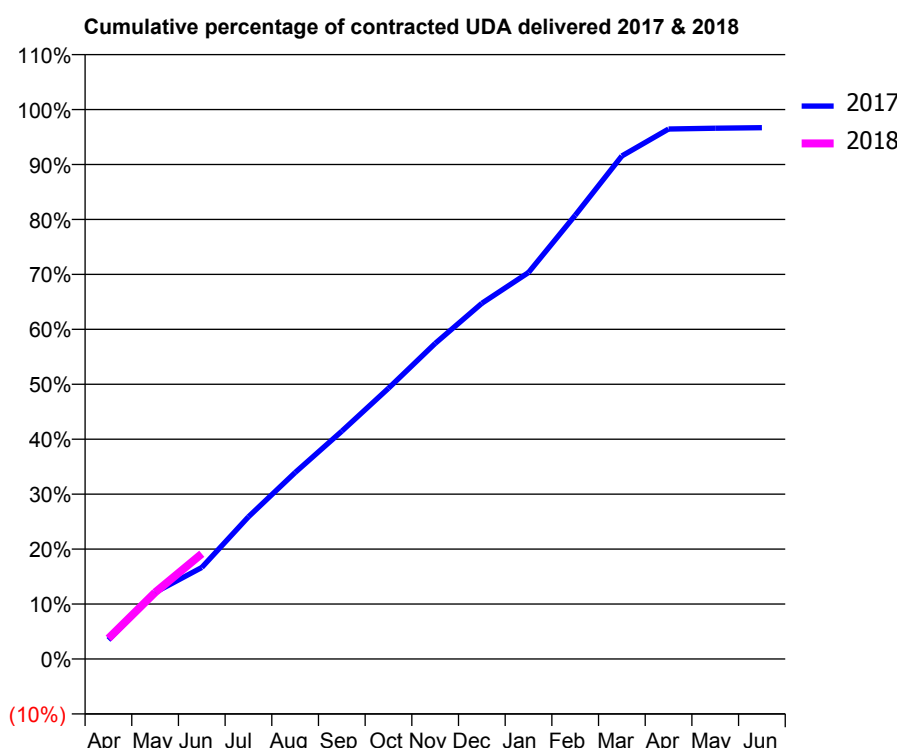
17/18 Contracted general activity (UDA)	16,500
Carry forward general activity (UDA)	0
17/18 Contracted orthodontic activity (UOA)	0
Carry forward orthodontic activity (UOA)	0
Baseline contract value	£354,118.70

ACCESS*

Patients seen in 24 months	Total	Change since previous quarter
Quarter ending June 2016	4,567	
Quarter ending September 2016	4,558	→
Quarter ending December 2016	4,614	→
Quarter ending March 2017	4,708	↑
Quarter ending June 2017	4,782	→
Variance since June 2016	4.7%	↑



ACTIVITY



Adjusted Scheduled Activity (UDA)		
Month	2017	2018
April	575	619
May	2,002	1,998
June	2,749	3,162
July	4,269	
August	5,599	
September	6,842	
October	8,129	
November	9,477	
December	10,679	
January	11,604	
February	13,323	
March	15,105	
April	15,915	
May	15,939	
June	15,954	

QUALITY

	Quantity	Base Number	Contract	AT	Region	England
% of FP17s for the same patient ID Re-attending within 3 months - Children	41	422	9.7%	11.8%	11.6%	12.0%
% of FP17s for the same patient ID Re-attending within 3 months - Adults	221	1,173	18.8%	16.4%	15.9%	16.0%
% of FP17s for the same patient ID Re-attending between 3 & 9 months - Children	217	422	51.4%	55.3%	60.4%	58.0%
% of FP17s for the same patient ID Re-attending between 3 & 9 months - Adults	457	1,173	39.0%	48.9%	52.3%	50.9%
% of FP17s for Band 1 Urgent Courses	165	1,269	13.0%	10.6%	9.5%	9.1%
% of FP17s Relating to Free Repair or Replacements	14	1,269	1.1%	0.6%	0.7%	0.8%
% of FP17s Relating to Continuations	11	1,269	0.9%	0.8%	1.0%	1.1%
% of Patients satisfied with the dentistry they have received	11	12	91.7%	90.0%	91.9%	91.7%
% of Patients satisfied with the time they had to wait for an appointment	11	12	91.7%	87.2%	88.0%	88.0%

* This is based on patients treated on this contract for their most recent course of treatment. Figures in italics indicate the base number of FP17s or Patient Questionnaire responses are less than 100. N/A is shown where the base number of responses is less than 10 during the period. % is calculated as Quantity/Base number*100

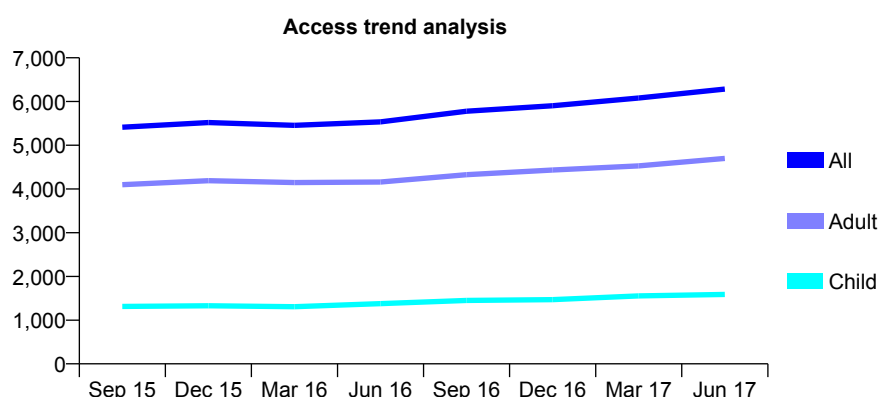
Q67 - Vital Signs At a Glance Contract Report for 829285/0005 - June 2017

Name or company name	MRS CO ADELOYE
Contract type name	GDS Contract
Purpose of contract	General
Contract start date	01/06/2008
Contract end date	

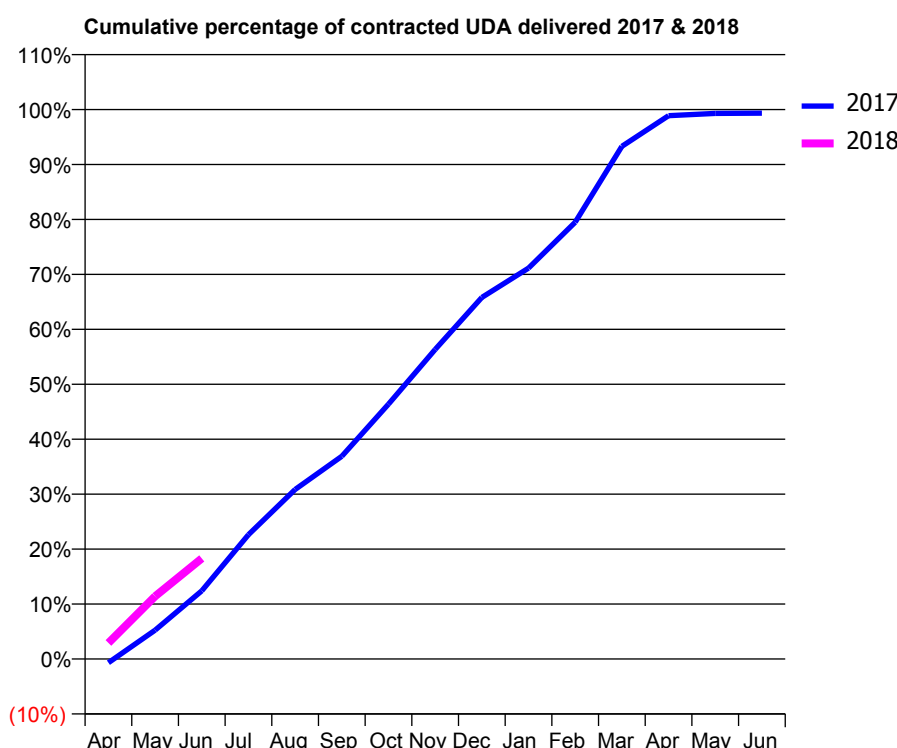
17/18 Contracted general activity (UDA)	18,000
Carry forward general activity (UDA)	0
17/18 Contracted orthodontic activity (UOA)	0
Carry forward orthodontic activity (UOA)	0
Baseline contract value	£427,532.62

ACCESS*

Patients seen in 24 months	Total	Change since previous quarter
Quarter ending June 2016	5,535	
Quarter ending September 2016	5,777	↑
Quarter ending December 2016	5,904	↑
Quarter ending March 2017	6,080	↑
Quarter ending June 2017	6,286	↑
Variance since June 2016	13.6%	↑



ACTIVITY



Adjusted Scheduled Activity (UDA)		
Month	2017	2018
April	-124	524
May	944	2,056
June	2,233	3,296
July	4,074	
August	5,555	
September	6,643	
October	8,348	
November	10,142	
December	11,845	
January	12,807	
February	14,306	
March	16,792	
April	17,797	
May	17,874	
June	17,882	

QUALITY

	Quantity	Base Number	Contract	AT	Region	England
% of FP17s for the same patient ID Re-attending within 3 months - Children	45	466	9.7%	11.8%	11.6%	12.0%
% of FP17s for the same patient ID Re-attending within 3 months - Adults	251	1,377	18.2%	16.4%	15.9%	16.0%
% of FP17s for the same patient ID Re-attending between 3 & 9 months - Children	206	466	44.2%	55.3%	60.4%	58.0%
% of FP17s for the same patient ID Re-attending between 3 & 9 months - Adults	465	1,377	33.8%	48.9%	52.3%	50.9%
% of FP17s for Band 1 Urgent Courses	145	1,440	10.1%	10.6%	9.5%	9.1%
% of FP17s Relating to Free Repair or Replacements	40	1,440	2.8%	0.6%	0.7%	0.8%
% of FP17s Relating to Continuations	31	1,440	2.2%	0.8%	1.0%	1.1%
% of Patients satisfied with the dentistry they have received	22	22	100.0%	90.0%	91.9%	91.7%
% of Patients satisfied with the time they had to wait for an appointment	20	22	90.9%	87.2%	88.0%	88.0%

* This is based on patients treated on this contract for their most recent course of treatment. Figures in italics indicate the base number of FP17s or Patient Questionnaire responses are less than 100. N/A is shown where the base number of responses is less than 10 during the period. % is calculated as Quantity/Base number*100

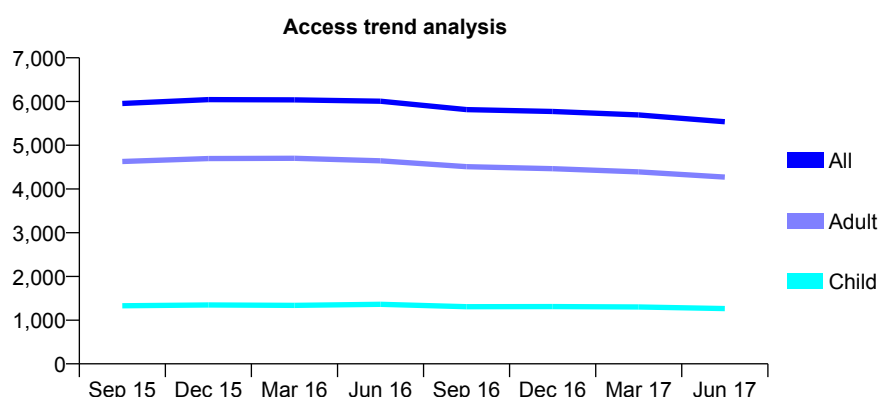
Q67 - Vital Signs At a Glance Contract Report for 844292/0001 - June 2017

Name or company name	Mr Vikas Patel
Contract type name	GDS Contract
Purpose of contract	General
Contract start date	01/04/2006
Contract end date	

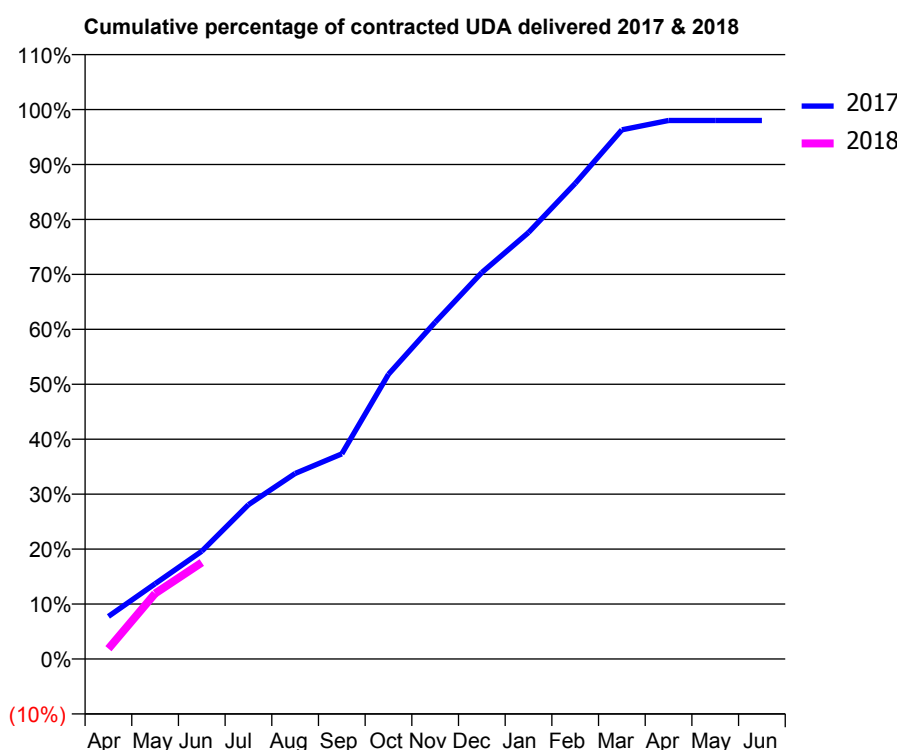
17/18 Contracted general activity (UDA)	15,454
Carry forward general activity (UDA)	0
17/18 Contracted orthodontic activity (UOA)	0
Carry forward orthodontic activity (UOA)	0
Baseline contract value	£382,002.30

ACCESS*

Patients seen in 24 months	Total	Change since previous quarter
Quarter ending June 2016	6,006	
Quarter ending September 2016	5,816	↓
Quarter ending December 2016	5,773	→
Quarter ending March 2017	5,692	↓
Quarter ending June 2017	5,537	↓
Variance since June 2016	(7.8%)	↓



ACTIVITY



Adjusted Scheduled Activity (UDA)		
Month	2017	2018
April	1,197	289
May	2,117	1,842
June	3,034	2,714
July	4,340	
August	5,217	
September	5,770	
October	8,008	
November	9,470	
December	10,870	
January	11,994	
February	13,374	
March	14,884	
April	15,145	
May	15,146	
June	15,146	

QUALITY

	Quantity	Base Number	Contract	AT	Region	England
% of FP17s for the same patient ID Re-attending within 3 months - Children	37	456	8.1%	11.8%	11.6%	12.0%
% of FP17s for the same patient ID Re-attending within 3 months - Adults	211	1,234	17.1%	16.4%	15.9%	16.0%
% of FP17s for the same patient ID Re-attending between 3 & 9 months - Children	241	456	52.9%	55.3%	60.4%	58.0%
% of FP17s for the same patient ID Re-attending between 3 & 9 months - Adults	619	1,234	50.2%	48.9%	52.3%	50.9%
% of FP17s for Band 1 Urgent Courses	163	1,566	10.4%	10.6%	9.5%	9.1%
% of FP17s Relating to Free Repair or Replacements	17	1,566	1.1%	0.6%	0.7%	0.8%
% of FP17s Relating to Continuations	8	1,566	0.5%	0.8%	1.0%	1.1%
% of Patients satisfied with the dentistry they have received	8	11	72.7%	90.0%	91.9%	91.7%
% of Patients satisfied with the time they had to wait for an appointment	9	11	81.8%	87.2%	88.0%	88.0%

* This is based on patients treated on this contract for their most recent course of treatment. Figures in italics indicate the base number of FP17s or Patient Questionnaire responses are less than 100. N/A is shown where the base number of responses is less than 10 during the period. % is calculated as Quantity/Base number*100

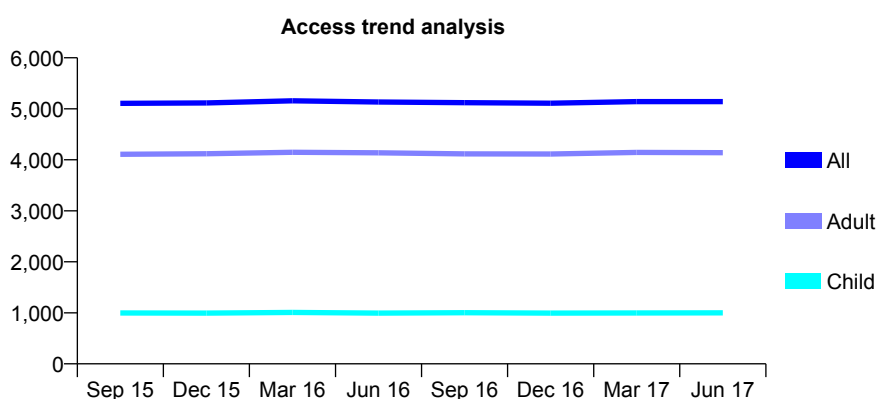
Q67 - Vital Signs At a Glance Contract Report for 847259/0001 - June 2017

Name or company name	MR GT HAMILL
Contract type name	GDS Contract
Purpose of contract	General
Contract start date	01/04/2006
Contract end date	

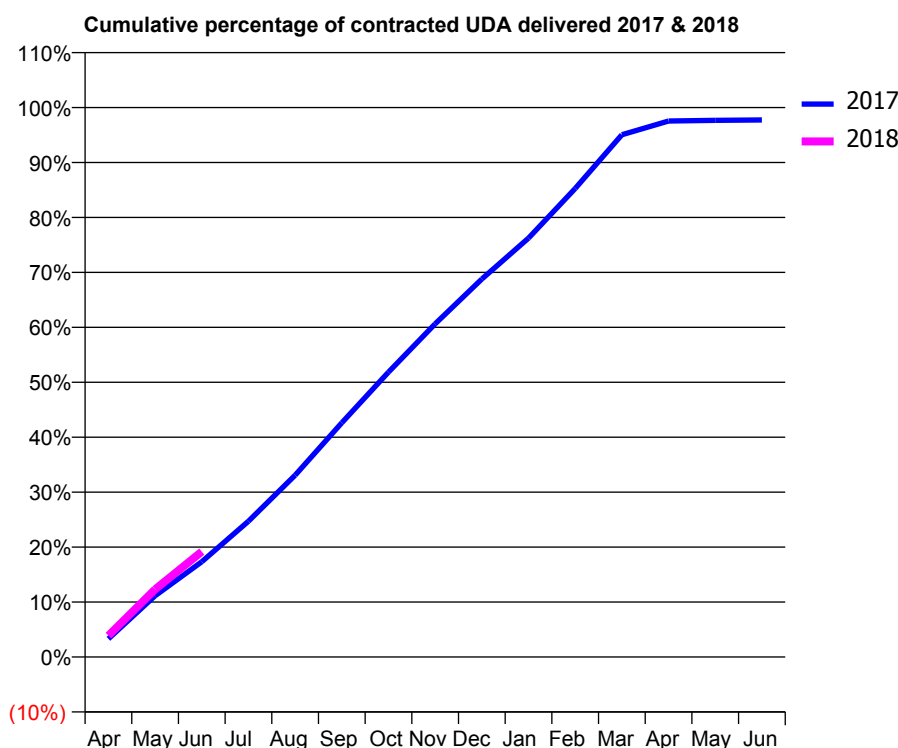
17/18 Contracted general activity (UDA)	18,773
Carry forward general activity (UDA)	0
17/18 Contracted orthodontic activity (UOA)	0
Carry forward orthodontic activity (UOA)	0
Baseline contract value	£417,244.19

ACCESS*

Patients seen in 24 months	Total	Change since previous quarter
Quarter ending June 2016	5,133	
Quarter ending September 2016	5,119	→
Quarter ending December 2016	5,109	→
Quarter ending March 2017	5,142	→
Quarter ending June 2017	5,142	→
Variance since June 2016	0.2%	→



ACTIVITY



Adjusted Scheduled Activity (UDA)		
Month	2017	2018
April	621	733
May	2,093	2,311
June	3,257	3,600
July	4,639	
August	6,211	
September	8,003	
October	9,731	
November	11,382	
December	12,913	
January	14,311	
February	16,004	
March	17,844	
April	18,310	
May	18,335	
June	18,346	

QUALITY

	Quantity	Base Number	Contract	AT	Region	England
% of FP17s for the same patient ID Re-attending within 3 months - Children	16	425	3.8%	11.8%	11.6%	12.0%
% of FP17s for the same patient ID Re-attending within 3 months - Adults	235	1,556	15.1%	16.4%	15.9%	16.0%
% of FP17s for the same patient ID Re-attending between 3 & 9 months - Children	321	425	75.5%	55.3%	60.4%	58.0%
% of FP17s for the same patient ID Re-attending between 3 & 9 months - Adults	979	1,556	62.9%	48.9%	52.3%	50.9%
% of FP17s for Band 1 Urgent Courses	56	1,769	3.2%	10.6%	9.5%	9.1%
% of FP17s Relating to Free Repair or Replacements	28	1,769	1.6%	0.6%	0.7%	0.8%
% of FP17s Relating to Continuations	51	1,769	2.9%	0.8%	1.0%	1.1%
% of Patients satisfied with the dentistry they have received	28	28	100.0%	90.0%	91.9%	91.7%
% of Patients satisfied with the time they had to wait for an appointment	27	28	96.4%	87.2%	88.0%	88.0%

* This is based on patients treated on this contract for their most recent course of treatment. Figures in italics indicate the base number of FP17s or Patient Questionnaire responses are less than 100. N/A is shown where the base number of responses is less than 10 during the period. % is calculated as Quantity/Base number*100

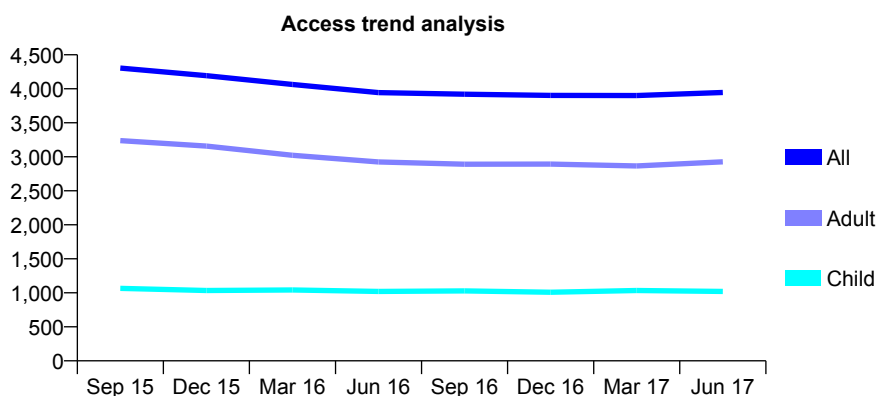
Q67 - Vital Signs At a Glance Contract Report for 848220/0001 - June 2017

Name or company name	MS M RAMZANI
Contract type name	GDS Contract
Purpose of contract	General
Contract start date	01/04/2006
Contract end date	

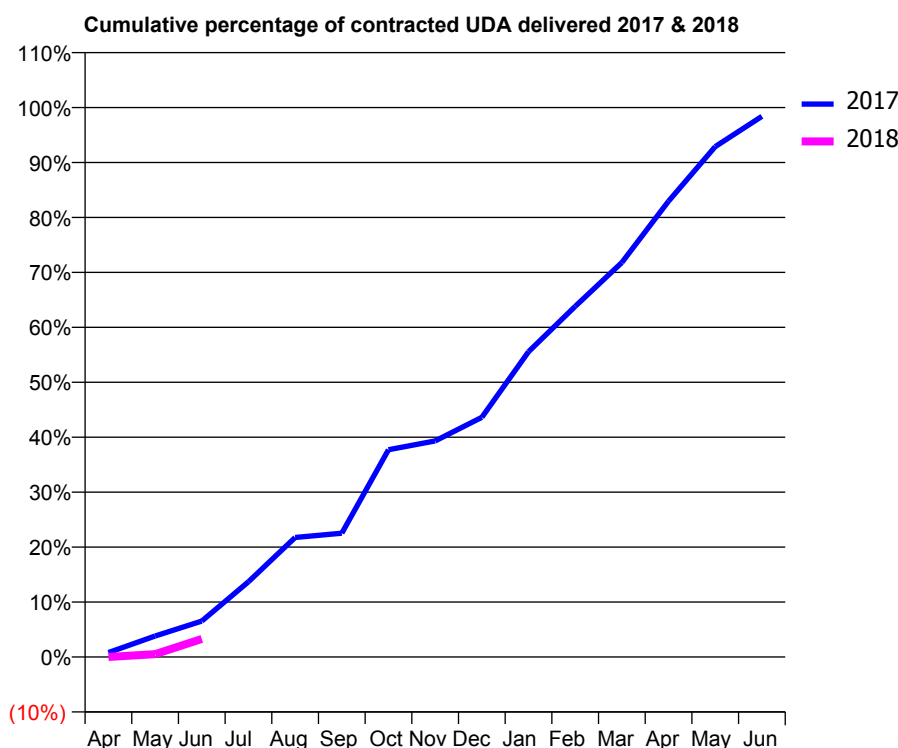
17/18 Contracted general activity (UDA)	17,760
Carry forward general activity (UDA)	0
17/18 Contracted orthodontic activity (UOA)	0
Carry forward orthodontic activity (UOA)	0
Baseline contract value	£438,999.03

ACCESS*

Patients seen in 24 months	Total	Change since previous quarter
Quarter ending June 2016	3,945	
Quarter ending September 2016	3,920	→
Quarter ending December 2016	3,903	→
Quarter ending March 2017	3,900	→
Quarter ending June 2017	3,946	→
Variance since June 2016	0.0%	→



ACTIVITY



Adjusted Scheduled Activity (UDA)		
Month	2017	2018
April	145	3
May	679	94
June	1,163	582
July	2,435	
August	3,865	
September	4,003	
October	6,701	
November	6,984	
December	7,747	
January	9,869	
February	11,333	
March	12,750	
April	14,731	
May	16,495	
June	17,472	

QUALITY

	Quantity	Base Number	Contract	AT	Region	England
% of FP17s for the same patient ID Re-attending within 3 months - Children	63	380	16.6%	11.8%	11.6%	12.0%
% of FP17s for the same patient ID Re-attending within 3 months - Adults	182	1,005	18.1%	16.4%	15.9%	16.0%
% of FP17s for the same patient ID Re-attending between 3 & 9 months - Children	161	380	42.4%	55.3%	60.4%	58.0%
% of FP17s for the same patient ID Re-attending between 3 & 9 months - Adults	349	1,005	34.7%	48.9%	52.3%	50.9%
% of FP17s for Band 1 Urgent Courses	27	232	11.6%	10.6%	9.5%	9.1%
% of FP17s Relating to Free Repair or Replacements	1	232	0.4%	0.6%	0.7%	0.8%
% of FP17s Relating to Continuations	8	232	3.4%	0.8%	1.0%	1.1%
% of Patients satisfied with the dentistry they have received	13	16	81.3%	90.0%	91.9%	91.7%
% of Patients satisfied with the time they had to wait for an appointment	13	16	81.3%	87.2%	88.0%	88.0%

* This is based on patients treated on this contract for their most recent course of treatment. Figures in italics indicate the base number of FP17s or Patient Questionnaire responses are less than 100. N/A is shown where the base number of responses is less than 10 during the period. % is calculated as Quantity/Base number*100

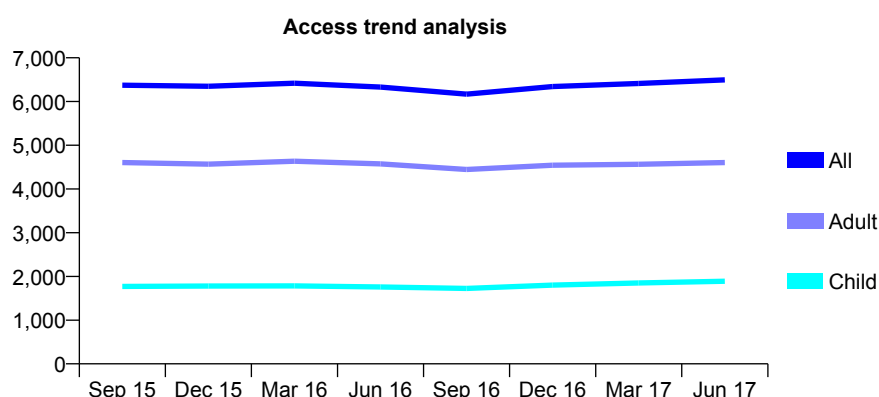
Q67 - Vital Signs At a Glance Contract Report for 855405/0001 - June 2017

Name or company name	MR M VAHID
Contract type name	GDS Contract
Purpose of contract	General
Contract start date	01/02/2007
Contract end date	

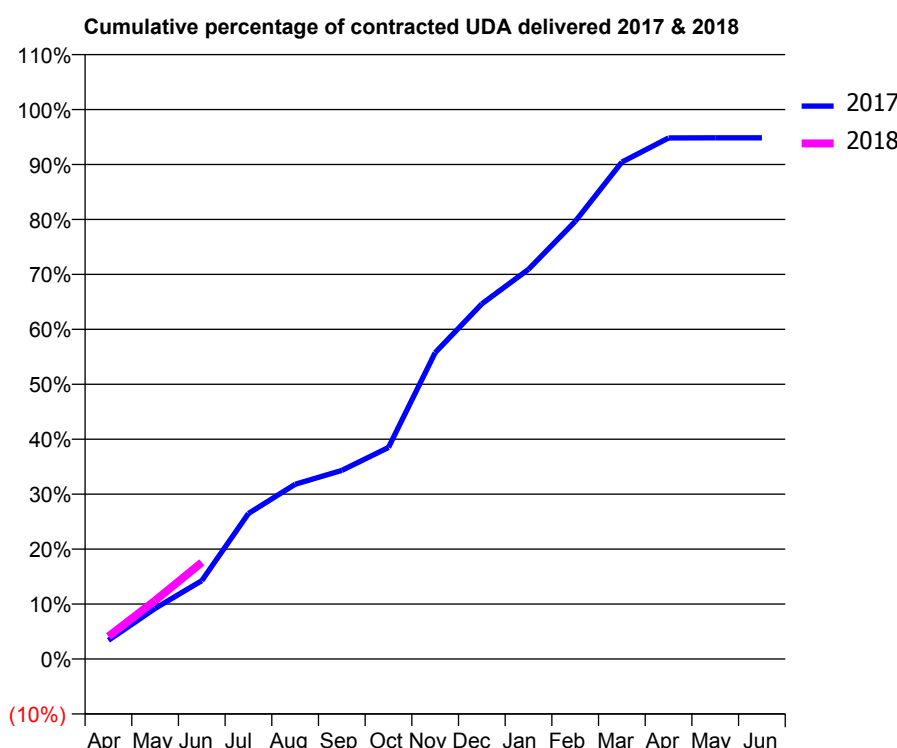
17/18 Contracted general activity (UDA)	17,664
Carry forward general activity (UDA)	0
17/18 Contracted orthodontic activity (UOA)	0
Carry forward orthodontic activity (UOA)	0
Baseline contract value	£431,933.69

ACCESS*

Patients seen in 24 months	Total	Change since previous quarter
Quarter ending June 2016	6,331	
Quarter ending September 2016	6,170	↓
Quarter ending December 2016	6,344	↑
Quarter ending March 2017	6,413	→
Quarter ending June 2017	6,494	→
Variance since June 2016	2.6%	↑



ACTIVITY



Adjusted Scheduled Activity (UDA)		
Month	2017	2018
April	602	727
May	1,625	1,878
June	2,520	3,107
July	4,679	
August	5,620	
September	6,062	
October	6,799	
November	9,847	
December	11,416	
January	12,529	
February	14,068	
March	15,975	
April	16,751	
May	16,754	
June	16,755	

QUALITY

	Quantity	Base Number	Contract	AT	Region	England
% of FP17s for the same patient ID Re-attending within 3 months - Children	40	620	6.5%	11.8%	11.6%	12.0%
% of FP17s for the same patient ID Re-attending within 3 months - Adults	222	1,591	14.0%	16.4%	15.9%	16.0%
% of FP17s for the same patient ID Re-attending between 3 & 9 months - Children	347	620	56.0%	55.3%	60.4%	58.0%
% of FP17s for the same patient ID Re-attending between 3 & 9 months - Adults	856	1,591	53.8%	48.9%	52.3%	50.9%
% of FP17s for Band 1 Urgent Courses	207	1,883	11.0%	10.6%	9.5%	9.1%
% of FP17s Relating to Free Repair or Replacements	0	1,883	0.0%	0.6%	0.7%	0.8%
% of FP17s Relating to Continuations	4	1,883	0.2%	0.8%	1.0%	1.1%
% of Patients satisfied with the dentistry they have received	18	19	94.7%	90.0%	91.9%	91.7%
% of Patients satisfied with the time they had to wait for an appointment	19	19	100.0%	87.2%	88.0%	88.0%

* This is based on patients treated on this contract for their most recent course of treatment. Figures in italics indicate the base number of FP17s or Patient Questionnaire responses are less than 100. N/A is shown where the base number of responses is less than 10 during the period. % is calculated as Quantity/Base number*100

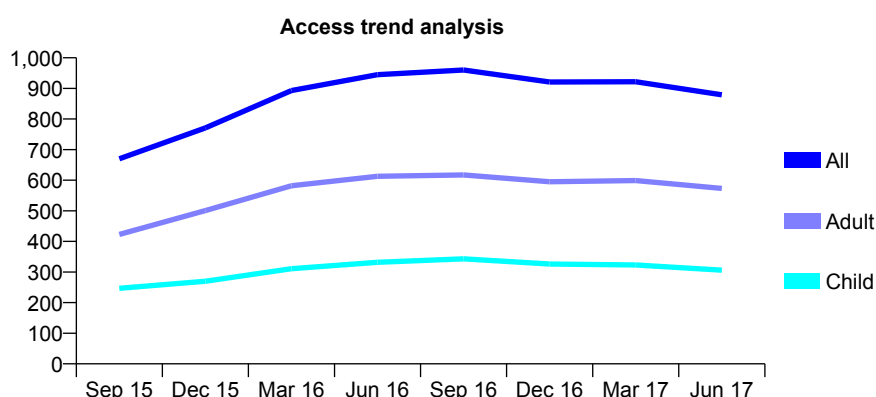
Q67 - Vital Signs At a Glance Contract Report for 859745/0001 - June 2017

Name or company name	MRS TO ILORI
Contract type name	GDS Contract
Purpose of contract	General
Contract start date	13/10/2014
Contract end date	

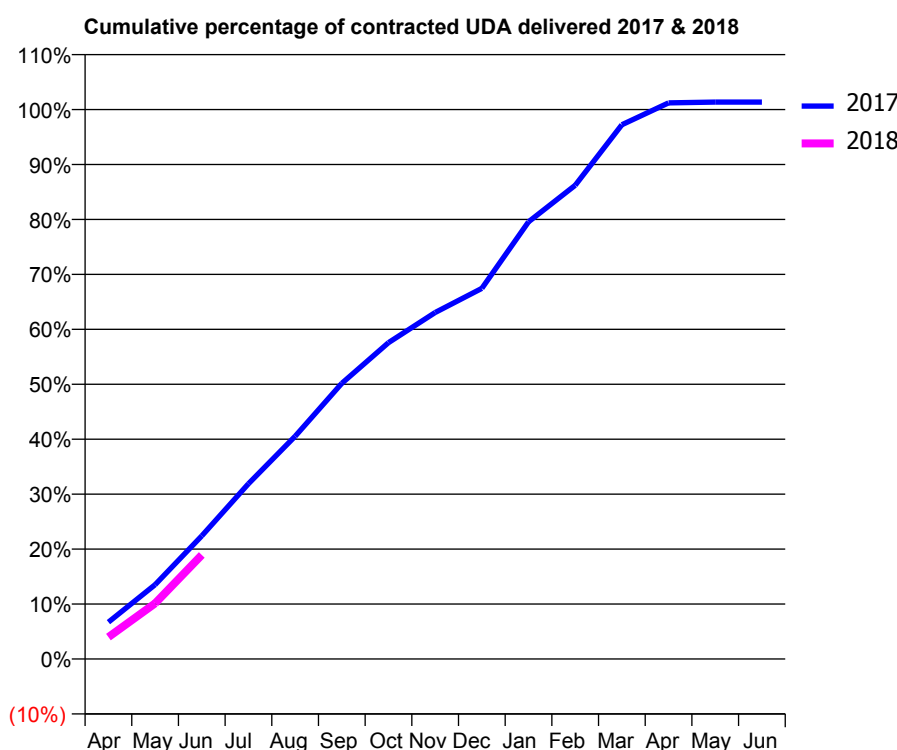
17/18 Contracted general activity (UDA)	2,003
Carry forward general activity (UDA)	0
17/18 Contracted orthodontic activity (UOA)	0
Carry forward orthodontic activity (UOA)	0
Baseline contract value	£50,250.05

ACCESS*

Patients seen in 24 months	Total	Change since previous quarter
Quarter ending June 2016	945	
Quarter ending September 2016	960	→
Quarter ending December 2016	921	↓
Quarter ending March 2017	922	→
Quarter ending June 2017	879	↓
Variance since June 2016	(7.0%)	↓



ACTIVITY



Month	Adjusted Scheduled Activity (UDA)	
	2017	2018
April	134	80
May	271	203
June	449	380
July	639	
August	812	
September	1,005	
October	1,153	
November	1,263	
December	1,351	
January	1,594	
February	1,727	
March	1,947	
April	2,027	
May	2,030	
June	2,030	

QUALITY

	Quantity	Base Number	Contract	AT	Region	England
% of FP17s for the same patient ID Re-attending within 3 months - Children	6	77	7.8%	11.8%	11.6%	12.0%
% of FP17s for the same patient ID Re-attending within 3 months - Adults	17	161	10.6%	16.4%	15.9%	16.0%
% of FP17s for the same patient ID Re-attending between 3 & 9 months - Children	12	77	15.6%	55.3%	60.4%	58.0%
% of FP17s for the same patient ID Re-attending between 3 & 9 months - Adults	55	161	34.2%	48.9%	52.3%	50.9%
% of FP17s for Band 1 Urgent Courses	23	213	10.8%	10.6%	9.5%	9.1%
% of FP17s Relating to Free Repair or Replacements	1	213	0.5%	0.6%	0.7%	0.8%
% of FP17s Relating to Continuations	2	213	0.9%	0.8%	1.0%	1.1%
% of Patients satisfied with the dentistry they have received	2	2	N/A	90.0%	91.9%	91.7%
% of Patients satisfied with the time they had to wait for an appointment	2	2	N/A	87.2%	88.0%	88.0%

* This is based on patients treated on this contract for their most recent course of treatment. Figures in italics indicate the base number of FP17s or Patient Questionnaire responses are less than 100. N/A is shown where the base number of responses is less than 10 during the period. % is calculated as Quantity/Base number*100

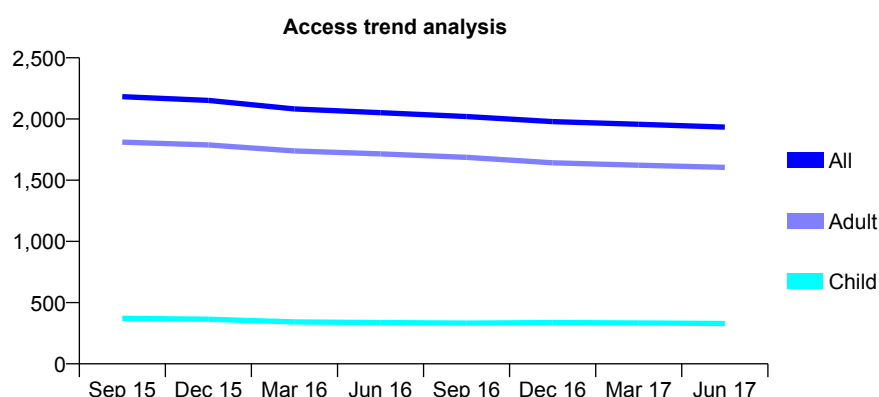
Q67 - Vital Signs At a Glance Contract Report for 912360/0001 - June 2017

Name or company name	MR MP JONES
Contract type name	GDS Contract
Purpose of contract	General
Contract start date	01/04/2006
Contract end date	

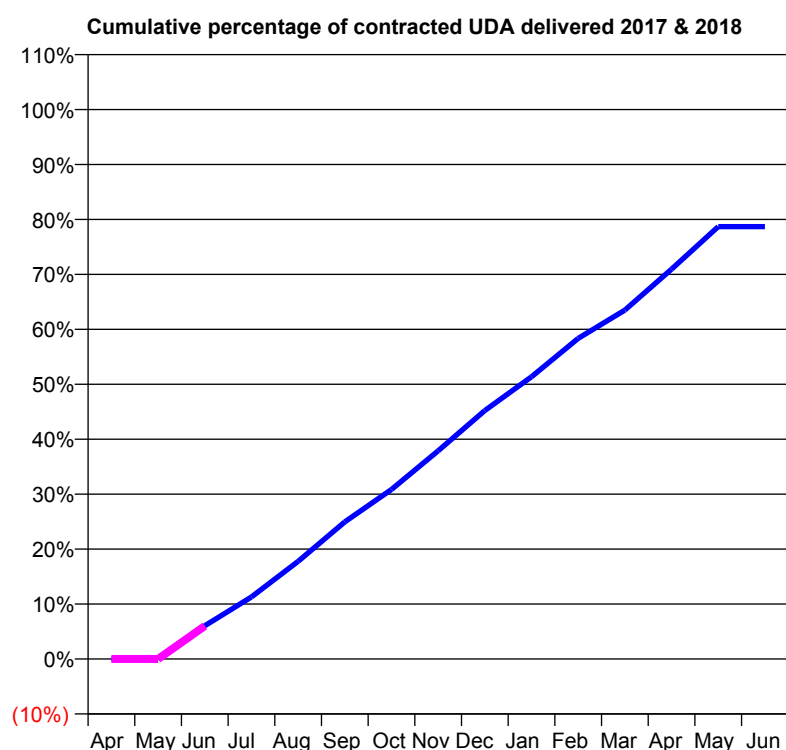
17/18 Contracted general activity (UDA)	6,421
Carry forward general activity (UDA)	0
17/18 Contracted orthodontic activity (UOA)	0
Carry forward orthodontic activity (UOA)	0
Baseline contract value	£142,711.07

ACCESS*

Patients seen in 24 months	Total	Change since previous quarter
Quarter ending June 2016	2,052	
Quarter ending September 2016	2,020	↓
Quarter ending December 2016	1,979	↓
Quarter ending March 2017	1,957	↓
Quarter ending June 2017	1,934	↓
Variance since June 2016	(5.8%)	↓



ACTIVITY



Adjusted Scheduled Activity (UDA)		
Month	2017	2018
April	0	0
May	0	0
June	388	386
July	726	
August	1,141	
September	1,603	
October	1,981	
November	2,433	
December	2,904	
January	3,297	
February	3,746	
March	4,076	
April	4,555	
May	5,052	
June	5,053	

QUALITY

	Quantity	Base Number	Contract	AT	Region	England
% of FP17s for the same patient ID Re-attending within 3 months - Children	3	149	2.0%	11.8%	11.6%	12.0%
% of FP17s for the same patient ID Re-attending within 3 months - Adults	58	621	9.3%	16.4%	15.9%	16.0%
% of FP17s for the same patient ID Re-attending between 3 & 9 months - Children	89	149	59.7%	55.3%	60.4%	58.0%
% of FP17s for the same patient ID Re-attending between 3 & 9 months - Adults	409	621	65.9%	48.9%	52.3%	50.9%
% of FP17s for Band 1 Urgent Courses	0	196	0.0%	10.6%	9.5%	9.1%
% of FP17s Relating to Free Repair or Replacements	2	196	1.0%	0.6%	0.7%	0.8%
% of FP17s Relating to Continuations	0	196	0.0%	0.8%	1.0%	1.1%
% of Patients satisfied with the dentistry they have received	7	7	N/A	90.0%	91.9%	91.7%
% of Patients satisfied with the time they had to wait for an appointment	7	7	N/A	87.2%	88.0%	88.0%

* This is based on patients treated on this contract for their most recent course of treatment. Figures in italics indicate the base number of FP17s or Patient Questionnaire responses are less than 100. N/A is shown where the base number of responses is less than 10 during the period. % is calculated as Quantity/Base number*100

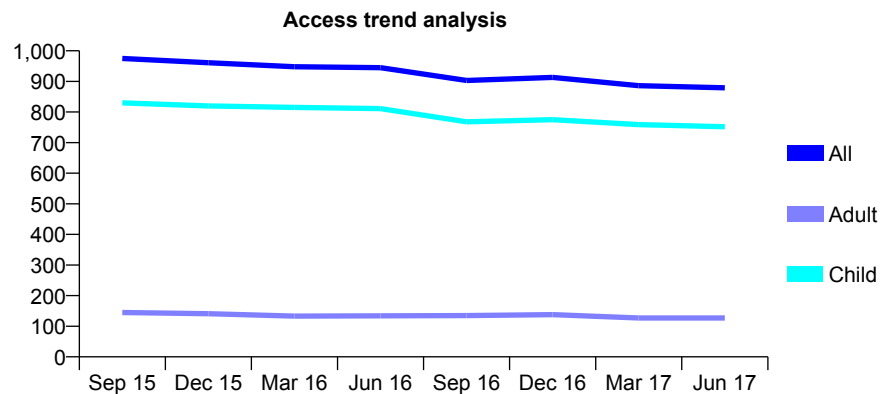
Q67 - Vital Signs At a Glance Contract Report for 913278/0001 - June 2017

Name or company name	MRS LD LUNNESS-BARNES
Contract type name	GDS Contract
Purpose of contract	General
Contract start date	01/04/2006
Contract end date	

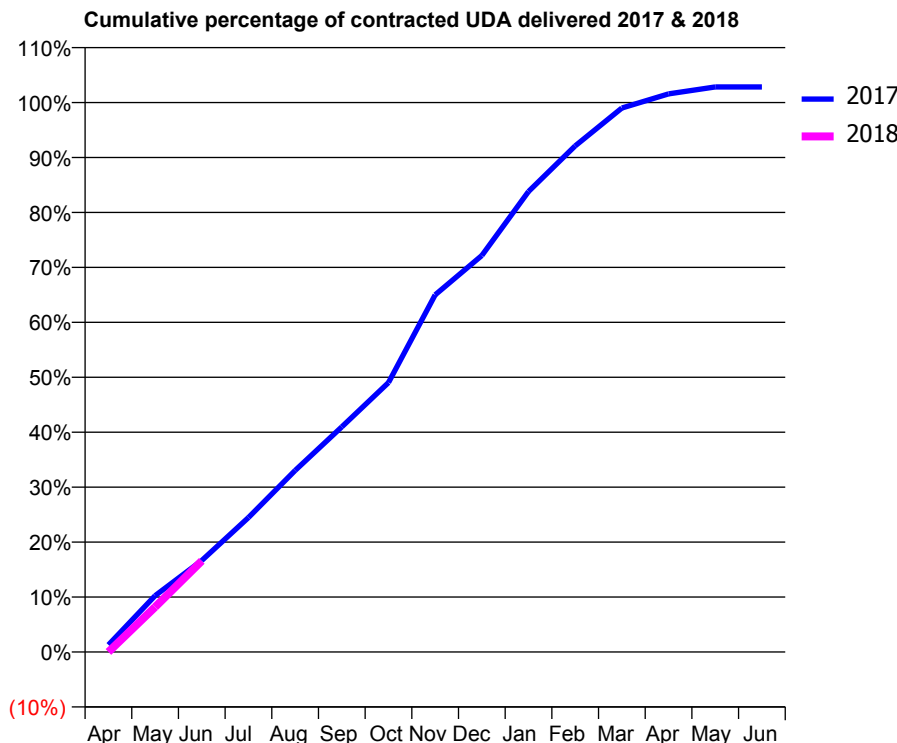
17/18 Contracted general activity (UDA)	1,700
Carry forward general activity (UDA)	0
17/18 Contracted orthodontic activity (UOA)	0
Carry forward orthodontic activity (UOA)	0
Baseline contract value	£42,030.98

ACCESS*

Patients seen in 24 months	Total	Change since previous quarter
Quarter ending June 2016	945	
Quarter ending September 2016	903	↓
Quarter ending December 2016	913	→
Quarter ending March 2017	886	↓
Quarter ending June 2017	879	→
Variance since June 2016	(7.0%)	↓



ACTIVITY



Month	Adjusted Scheduled Activity (UDA)	
	2017	2018
April	22	0
May	174	139
June	283	282
July	416	
August	562	
September	697	
October	834	
November	1,105	
December	1,227	
January	1,425	
February	1,566	
March	1,683	
April	1,727	
May	1,748	
June	1,748	

QUALITY

	Quantity	Base Number	Contract	AT	Region	England
% of FP17s for the same patient ID Re-attending within 3 months - Children	15	247	6.1%	11.8%	11.6%	12.0%
% of FP17s for the same patient ID Re-attending within 3 months - Adults	1	14	7.1%	16.4%	15.9%	16.0%
% of FP17s for the same patient ID Re-attending between 3 & 9 months - Children	167	247	67.6%	55.3%	60.4%	58.0%
% of FP17s for the same patient ID Re-attending between 3 & 9 months - Adults	7	14	50.0%	48.9%	52.3%	50.9%
% of FP17s for Band 1 Urgent Courses	9	214	4.2%	10.6%	9.5%	9.1%
% of FP17s Relating to Free Repair or Replacements	0	214	0.0%	0.6%	0.7%	0.8%
% of FP17s Relating to Continuations	0	214	0.0%	0.8%	1.0%	1.1%
% of Patients satisfied with the dentistry they have received	0	0	N/A	90.0%	91.9%	91.7%
% of Patients satisfied with the time they had to wait for an appointment	0	0	N/A	87.2%	88.0%	88.0%

* This is based on patients treated on this contract for their most recent course of treatment. Figures in italics indicate the base number of FP17s or Patient Questionnaire responses are less than 100. N/A is shown where the base number of responses is less than 10 during the period. % is calculated as Quantity/Base number*100

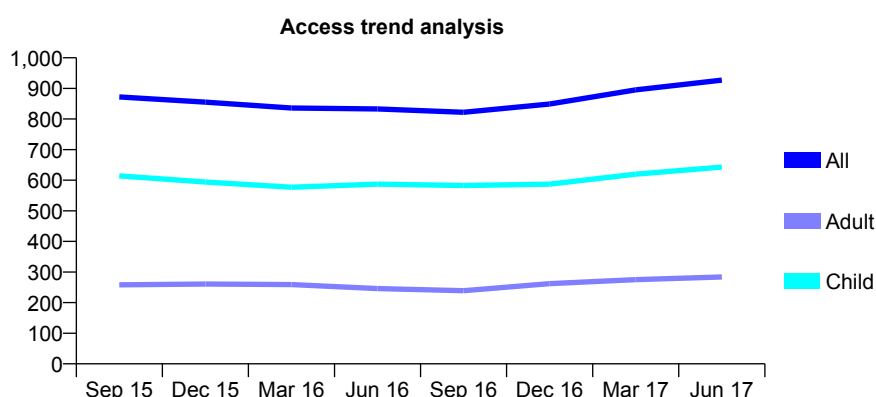
Q67 - Vital Signs At a Glance Contract Report for 913383/0001 - June 2017

Name or company name	MR TJ VAN DIEPEN
Contract type name	GDS Contract
Purpose of contract	General
Contract start date	01/04/2006
Contract end date	

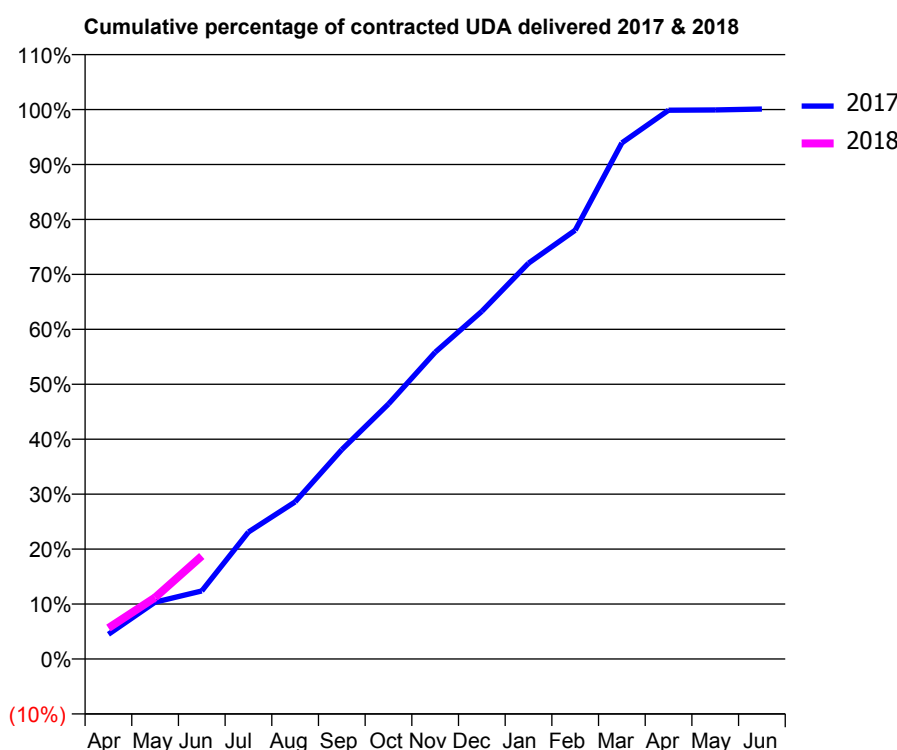
17/18 Contracted general activity (UDA)	2,000
Carry forward general activity (UDA)	0
17/18 Contracted orthodontic activity (UOA)	0
Carry forward orthodontic activity (UOA)	0
Baseline contract value	£48,900.80

ACCESS*

Patients seen in 24 months	Total	Change since previous quarter
Quarter ending June 2016	833	
Quarter ending September 2016	822	↓
Quarter ending December 2016	849	↑
Quarter ending March 2017	895	↑
Quarter ending June 2017	927	↑
Variance since June 2016	11.3%	↑



ACTIVITY



Adjusted Scheduled Activity (UDA)		
Month	2017	2018
April	90	113
May	207	224
June	248	375
July	462	
August	572	
September	762	
October	928	
November	1,116	
December	1,265	
January	1,441	
February	1,561	
March	1,879	
April	1,998	
May	1,999	
June	2,002	

QUALITY

	Quantity	Base Number	Contract	AT	Region	England
% of FP17s for the same patient ID Re-attending within 3 months - Children	6	246	2.4%	11.8%	11.6%	12.0%
% of FP17s for the same patient ID Re-attending within 3 months - Adults	10	74	13.5%	16.4%	15.9%	16.0%
% of FP17s for the same patient ID Re-attending between 3 & 9 months - Children	149	246	60.6%	55.3%	60.4%	58.0%
% of FP17s for the same patient ID Re-attending between 3 & 9 months - Adults	46	74	62.2%	48.9%	52.3%	50.9%
% of FP17s for Band 1 Urgent Courses	0	257	0.0%	10.6%	9.5%	9.1%
% of FP17s Relating to Free Repair or Replacements	0	257	0.0%	0.6%	0.7%	0.8%
% of FP17s Relating to Continuations	0	257	0.0%	0.8%	1.0%	1.1%
% of Patients satisfied with the dentistry they have received	2	2	N/A	90.0%	91.9%	91.7%
% of Patients satisfied with the time they had to wait for an appointment	2	2	N/A	87.2%	88.0%	88.0%

* This is based on patients treated on this contract for their most recent course of treatment. Figures in italics indicate the base number of FP17s or Patient Questionnaire responses are less than 100. N/A is shown where the base number of responses is less than 10 during the period. % is calculated as Quantity/Base number*100

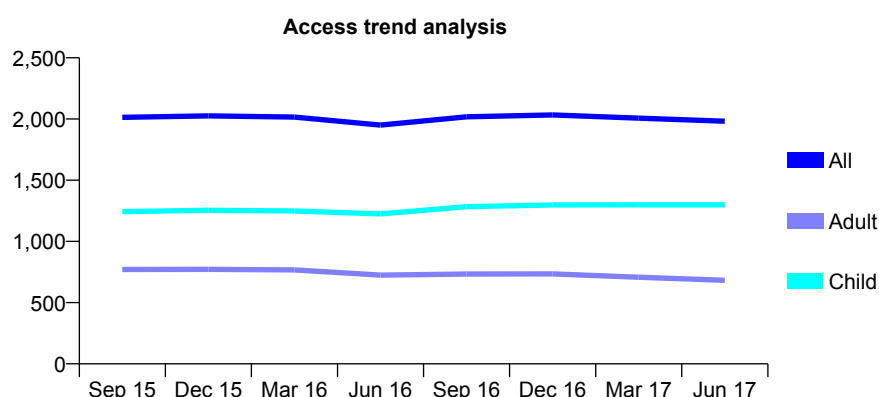
Q67 - Vital Signs At a Glance Contract Report for 913863/0001 - June 2017

Name or company name	MISS SP MEADS
Contract type name	GDS Contract
Purpose of contract	General
Contract start date	01/04/2006
Contract end date	

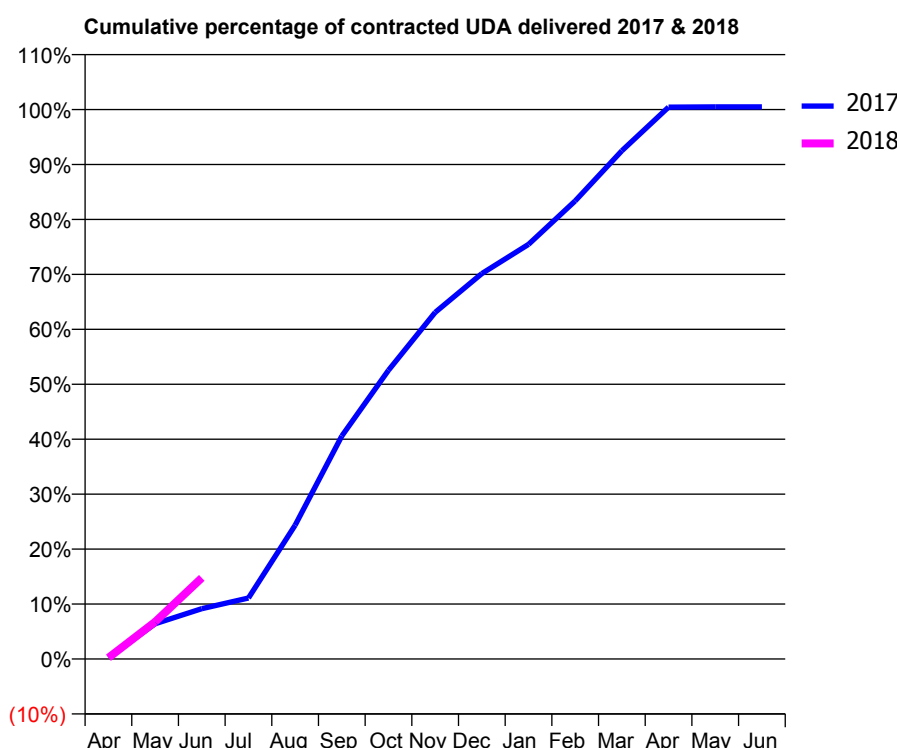
17/18 Contracted general activity (UDA)	5,213
Carry forward general activity (UDA)	0
17/18 Contracted orthodontic activity (UOA)	0
Carry forward orthodontic activity (UOA)	0
Baseline contract value	£128,860.56

ACCESS*

Patients seen in 24 months	Total	Change since previous quarter
Quarter ending June 2016	1,950	
Quarter ending September 2016	2,018	↑
Quarter ending December 2016	2,033	→
Quarter ending March 2017	2,007	↓
Quarter ending June 2017	1,982	↓
Variance since June 2016	1.6%	→



ACTIVITY



Adjusted Scheduled Activity (UDA)		
Month	2017	2018
April	16	12
May	335	352
June	478	770
July	579	
August	1,270	
September	2,116	
October	2,739	
November	3,289	
December	3,657	
January	3,933	
February	4,345	
March	4,822	
April	5,235	
May	5,238	
June	5,238	

QUALITY

	Quantity	Base Number	Contract	AT	Region	England
% of FP17s for the same patient ID Re-attending within 3 months - Children	44	467	9.4%	11.8%	11.6%	12.0%
% of FP17s for the same patient ID Re-attending within 3 months - Adults	41	192	21.4%	16.4%	15.9%	16.0%
% of FP17s for the same patient ID Re-attending between 3 & 9 months - Children	287	467	61.5%	55.3%	60.4%	58.0%
% of FP17s for the same patient ID Re-attending between 3 & 9 months - Adults	97	192	50.5%	48.9%	52.3%	50.9%
% of FP17s for Band 1 Urgent Courses	33	452	7.3%	10.6%	9.5%	9.1%
% of FP17s Relating to Free Repair or Replacements	0	452	0.0%	0.6%	0.7%	0.8%
% of FP17s Relating to Continuations	0	452	0.0%	0.8%	1.0%	1.1%
% of Patients satisfied with the dentistry they have received	2	2	N/A	90.0%	91.9%	91.7%
% of Patients satisfied with the time they had to wait for an appointment	1	2	N/A	87.2%	88.0%	88.0%

* This is based on patients treated on this contract for their most recent course of treatment. Figures in italics indicate the base number of FP17s or Patient Questionnaire responses are less than 100. N/A is shown where the base number of responses is less than 10 during the period. % is calculated as Quantity/Base number*100

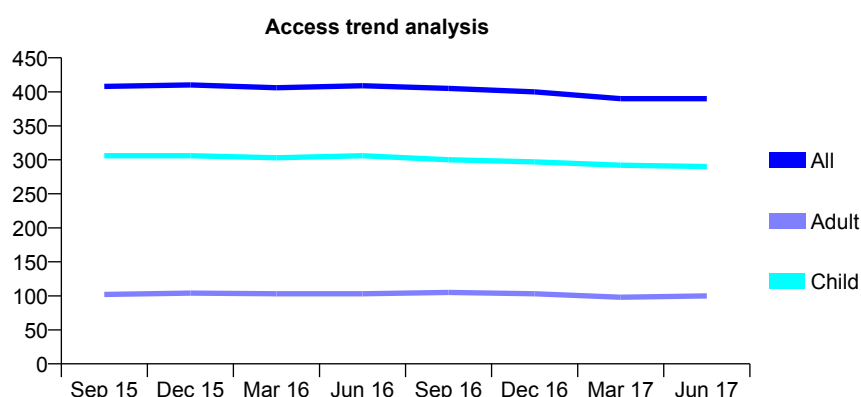
Q67 - Vital Signs At a Glance Contract Report for 914940/0001 - June 2017

Name or company name	MR JL RUPARELIA
Contract type name	GDS Contract
Purpose of contract	General
Contract start date	01/04/2006
Contract end date	

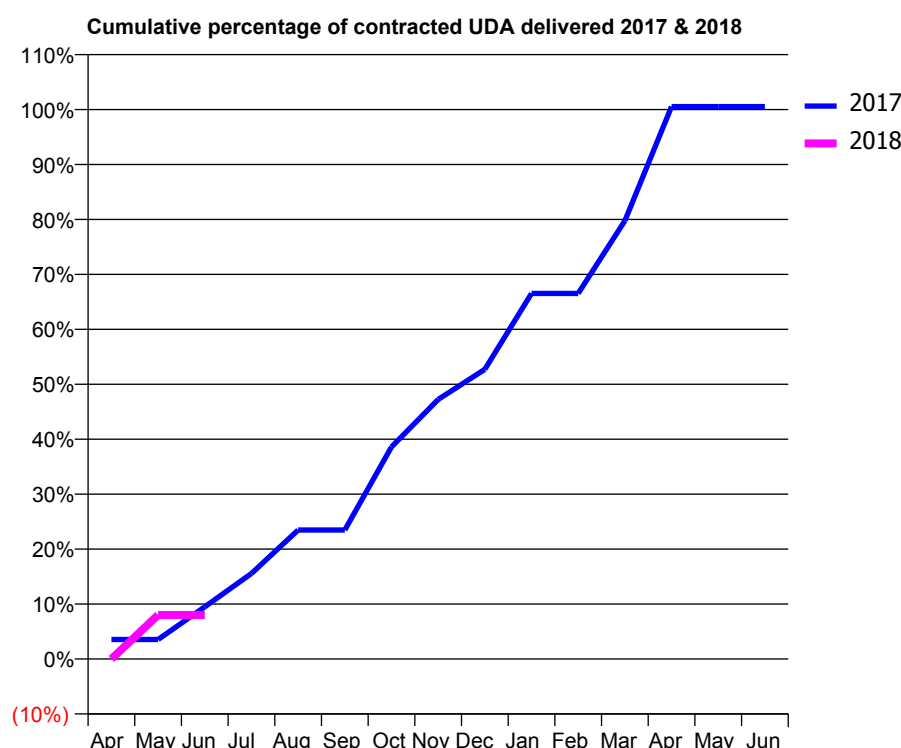
17/18 Contracted general activity (UDA)	674
Carry forward general activity (UDA)	0
17/18 Contracted orthodontic activity (UOA)	0
Carry forward orthodontic activity (UOA)	0
Baseline contract value	£16,479.57

ACCESS*

Patients seen in 24 months	Total	Change since previous quarter
Quarter ending June 2016	409	
Quarter ending September 2016	405	→
Quarter ending December 2016	400	↓
Quarter ending March 2017	390	↓
Quarter ending June 2017	390	→
Variance since June 2016	(4.6%)	↓



ACTIVITY



Month	Adjusted Scheduled Activity (UDA)	
	2017	2018
April	24	0
May	24	54
June	64	54
July	105	
August	158	
September	158	
October	260	
November	318	
December	355	
January	448	
February	448	
March	538	
April	678	
May	678	
June	678	

QUALITY

	Quantity	Base Number	Contract	AT	Region	England
% of FP17s for the same patient ID Re-attending within 3 months - Children	0	90	0.0%	11.8%	11.6%	12.0%
% of FP17s for the same patient ID Re-attending within 3 months - Adults	0	18	0.0%	16.4%	15.9%	16.0%
% of FP17s for the same patient ID Re-attending between 3 & 9 months - Children	50	90	55.6%	55.3%	60.4%	58.0%
% of FP17s for the same patient ID Re-attending between 3 & 9 months - Adults	5	18	27.8%	48.9%	52.3%	50.9%
% of FP17s for Band 1 Urgent Courses	0	42	0.0%	10.6%	9.5%	9.1%
% of FP17s Relating to Free Repair or Replacements	0	42	0.0%	0.6%	0.7%	0.8%
% of FP17s Relating to Continuations	0	42	0.0%	0.8%	1.0%	1.1%
% of Patients satisfied with the dentistry they have received	0	0	N/A	90.0%	91.9%	91.7%
% of Patients satisfied with the time they had to wait for an appointment	0	0	N/A	87.2%	88.0%	88.0%

* This is based on patients treated on this contract for their most recent course of treatment. Figures in italics indicate the base number of FP17s or Patient Questionnaire responses are less than 100. N/A is shown where the base number of responses is less than 10 during the period. % is calculated as Quantity/Base number*100

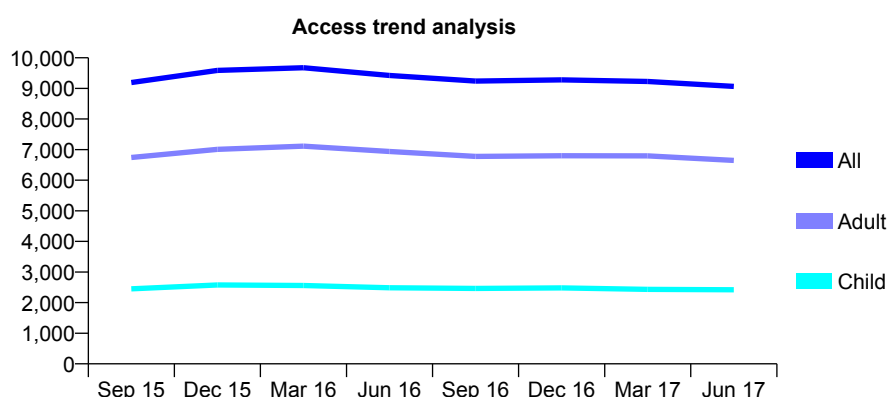
Q67 - Vital Signs At a Glance Contract Report for 915351/0002 - June 2017

Name or company name	MR MD HUGHES
Contract type name	GDS Contract
Purpose of contract	General
Contract start date	01/04/2012
Contract end date	

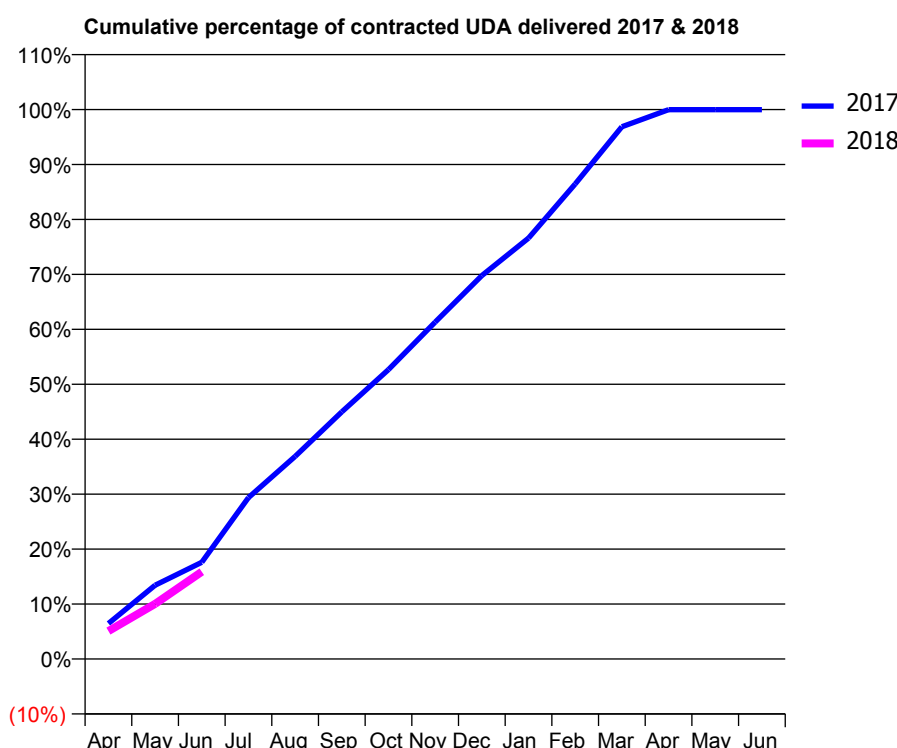
17/18 Contracted general activity (UDA)	31,257
Carry forward general activity (UDA)	0
17/18 Contracted orthodontic activity (UOA)	0
Carry forward orthodontic activity (UOA)	0
Baseline contract value	£772,644.28

ACCESS*

Patients seen in 24 months	Total	Change since previous quarter
Quarter ending June 2016	9,424	
Quarter ending September 2016	9,241	↓
Quarter ending December 2016	9,281	→
Quarter ending March 2017	9,228	→
Quarter ending June 2017	9,067	↓
Variance since June 2016	(3.8%)	↓



ACTIVITY



Adjusted Scheduled Activity (UDA)		
Month	2017	2018
April	2,021	1,591
May	4,199	3,135
June	5,501	4,962
July	9,183	
August	11,529	
September	14,060	
October	16,465	
November	19,161	
December	21,813	
January	23,940	
February	27,022	
March	30,274	
April	31,246	
May	31,245	
June	31,245	

QUALITY

	Quantity	Base Number	Contract	AT	Region	England
% of FP17s for the same patient ID Re-attending within 3 months - Children	34	720	4.7%	11.8%	11.6%	12.0%
% of FP17s for the same patient ID Re-attending within 3 months - Adults	196	1,712	11.4%	16.4%	15.9%	16.0%
% of FP17s for the same patient ID Re-attending between 3 & 9 months - Children	408	720	56.7%	55.3%	60.4%	58.0%
% of FP17s for the same patient ID Re-attending between 3 & 9 months - Adults	887	1,712	51.8%	48.9%	52.3%	50.9%
% of FP17s for Band 1 Urgent Courses	213	2,163	9.8%	10.6%	9.5%	9.1%
% of FP17s Relating to Free Repair or Replacements	13	2,163	0.6%	0.6%	0.7%	0.8%
% of FP17s Relating to Continuations	20	2,163	0.9%	0.8%	1.0%	1.1%
% of Patients satisfied with the dentistry they have received	12	13	92.3%	90.0%	91.9%	91.7%
% of Patients satisfied with the time they had to wait for an appointment	11	13	84.6%	87.2%	88.0%	88.0%

* This is based on patients treated on this contract for their most recent course of treatment. Figures in italics indicate the base number of FP17s or Patient Questionnaire responses are less than 100. N/A is shown where the base number of responses is less than 10 during the period. % is calculated as Quantity/Base number*100

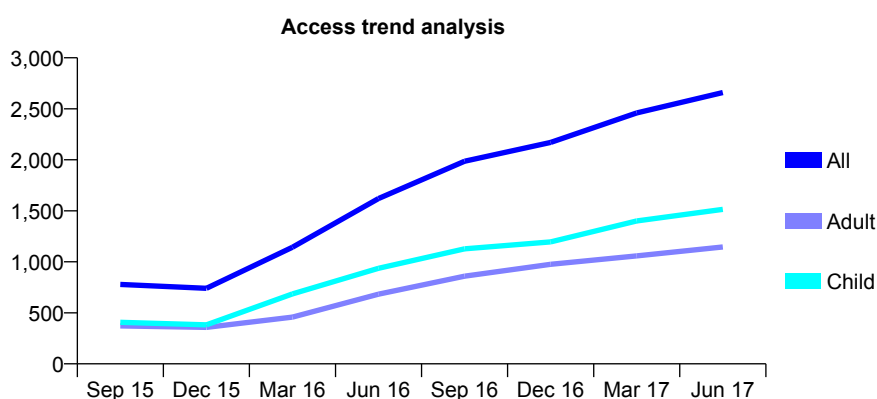
Q67 - Vital Signs At a Glance Contract Report for 915351/0003 - June 2017

Name or company name	MR MD HUGHES
Contract type name	GDS Contract
Purpose of contract	General
Contract start date	01/04/2012
Contract end date	

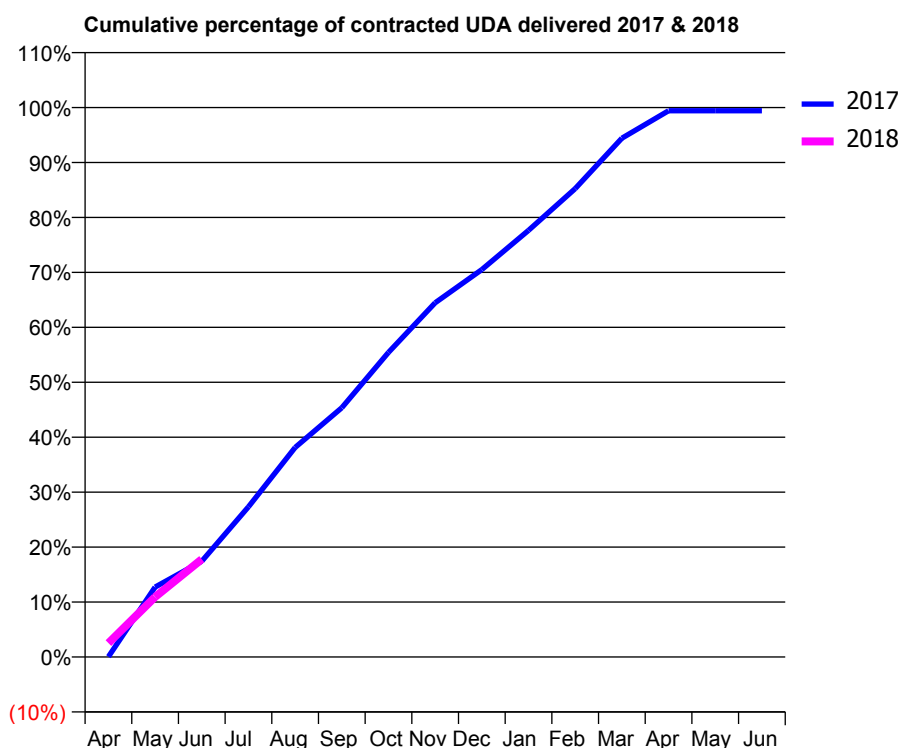
17/18 Contracted general activity (UDA)	8,700
Carry forward general activity (UDA)	0
17/18 Contracted orthodontic activity (UOA)	0
Carry forward orthodontic activity (UOA)	0
Baseline contract value	£494,986.73

ACCESS*

Patients seen in 24 months	Total	Change since previous quarter
Quarter ending June 2016	1,620	
Quarter ending September 2016	1,986	↑
Quarter ending December 2016	2,171	↑
Quarter ending March 2017	2,459	↑
Quarter ending June 2017	2,660	↑
Variance since June 2016	64.2%	↑



ACTIVITY



Month	Adjusted Scheduled Activity (UDA)	
	2017	2018
April	5	221
May	1,107	951
June	1,517	1,549
July	2,379	
August	3,317	
September	3,946	
October	4,823	
November	5,608	
December	6,133	
January	6,755	
February	7,415	
March	8,214	
April	8,649	
May	8,649	
June	8,649	

QUALITY

	Quantity	Base Number	Contract	AT	Region	England
% of FP17s for the same patient ID Re-attending within 3 months - Children	2	424	0.5%	11.8%	11.6%	12.0%
% of FP17s for the same patient ID Re-attending within 3 months - Adults	4	242	1.7%	16.4%	15.9%	16.0%
% of FP17s for the same patient ID Re-attending between 3 & 9 months - Children	3	424	0.7%	55.3%	60.4%	58.0%
% of FP17s for the same patient ID Re-attending between 3 & 9 months - Adults	1	242	0.4%	48.9%	52.3%	50.9%
% of FP17s for Band 1 Urgent Courses	1	521	0.2%	10.6%	9.5%	9.1%
% of FP17s Relating to Free Repair or Replacements	0	521	0.0%	0.6%	0.7%	0.8%
% of FP17s Relating to Continuations	0	521	0.0%	0.8%	1.0%	1.1%
% of Patients satisfied with the dentistry they have received	1	1	N/A	90.0%	91.9%	91.7%
% of Patients satisfied with the time they had to wait for an appointment	1	1	N/A	87.2%	88.0%	88.0%

* This is based on patients treated on this contract for their most recent course of treatment. Figures in italics indicate the base number of FP17s or Patient Questionnaire responses are less than 100. N/A is shown where the base number of responses is less than 10 during the period. % is calculated as Quantity/Base number*100

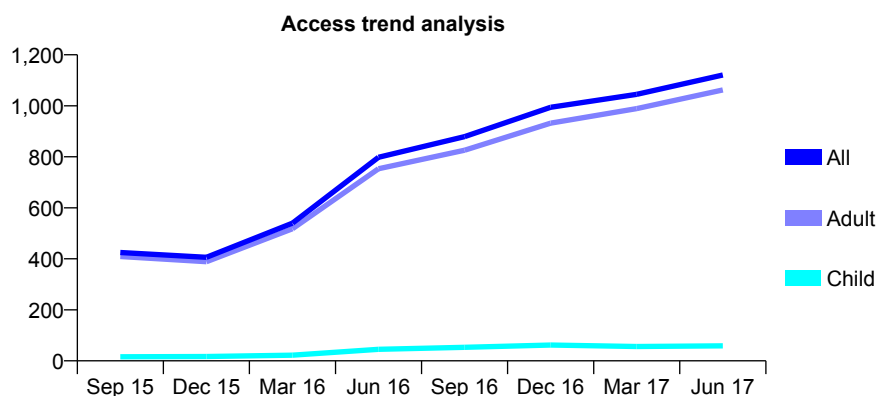
Q67 - Vital Signs At a Glance Contract Report for 915351/0004 - June 2017

Name or company name	MR MD HUGHES
Contract type name	GDS Contract
Purpose of contract	General
Contract start date	01/04/2012
Contract end date	

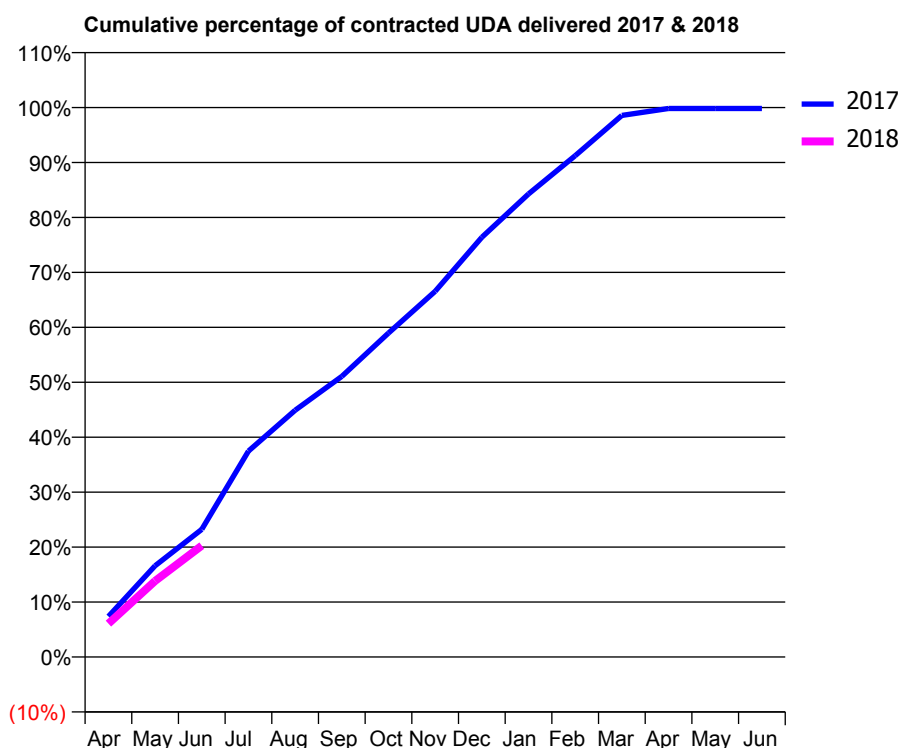
17/18 Contracted general activity (UDA)	3,354
Carry forward general activity (UDA)	0
17/18 Contracted orthodontic activity (UOA)	0
Carry forward orthodontic activity (UOA)	0
Baseline contract value	£248,383.95

ACCESS*

Patients seen in 24 months	Total	Change since previous quarter
Quarter ending June 2016	798	
Quarter ending September 2016	879	↑
Quarter ending December 2016	994	↑
Quarter ending March 2017	1,045	↑
Quarter ending June 2017	1,121	↑
Variance since June 2016	40.5%	↑



ACTIVITY



Adjusted Scheduled Activity (UDA)		
Month	2017	2018
April	248	204
May	557	464
June	779	680
July	1,257	
August	1,506	
September	1,713	
October	1,977	
November	2,232	
December	2,562	
January	2,826	
February	3,060	
March	3,306	
April	3,348	
May	3,348	
June	3,348	

QUALITY

	Quantity	Base Number	Contract	AT	Region	England
% of FP17s for the same patient ID Re-attending within 3 months - Children	0	18	0.0%	11.8%	11.6%	12.0%
% of FP17s for the same patient ID Re-attending within 3 months - Adults	0	224	0.0%	16.4%	15.9%	16.0%
% of FP17s for the same patient ID Re-attending between 3 & 9 months - Children	0	18	0.0%	55.3%	60.4%	58.0%
% of FP17s for the same patient ID Re-attending between 3 & 9 months - Adults	1	224	0.4%	48.9%	52.3%	50.9%
% of FP17s for Band 1 Urgent Courses	0	228	0.0%	10.6%	9.5%	9.1%
% of FP17s Relating to Free Repair or Replacements	0	228	0.0%	0.6%	0.7%	0.8%
% of FP17s Relating to Continuations	0	228	0.0%	0.8%	1.0%	1.1%
% of Patients satisfied with the dentistry they have received	0	0	N/A	90.0%	91.9%	91.7%
% of Patients satisfied with the time they had to wait for an appointment	0	0	N/A	87.2%	88.0%	88.0%

* This is based on patients treated on this contract for their most recent course of treatment. Figures in italics indicate the base number of FP17s or Patient Questionnaire responses are less than 100. N/A is shown where the base number of responses is less than 10 during the period. % is calculated as Quantity/Base number*100

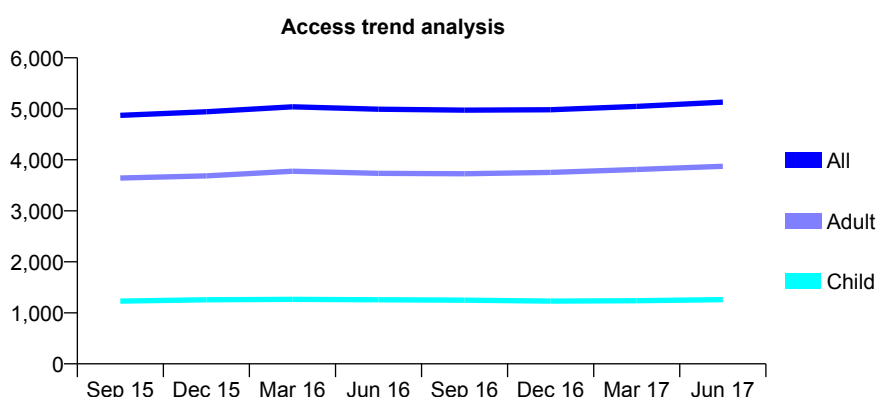
Q67 - Vital Signs At a Glance Contract Report for 915351/0005 - June 2017

Name or company name	Wigmore Dental Practice
Contract type name	GDS Contract
Purpose of contract	General
Contract start date	01/04/2012
Contract end date	

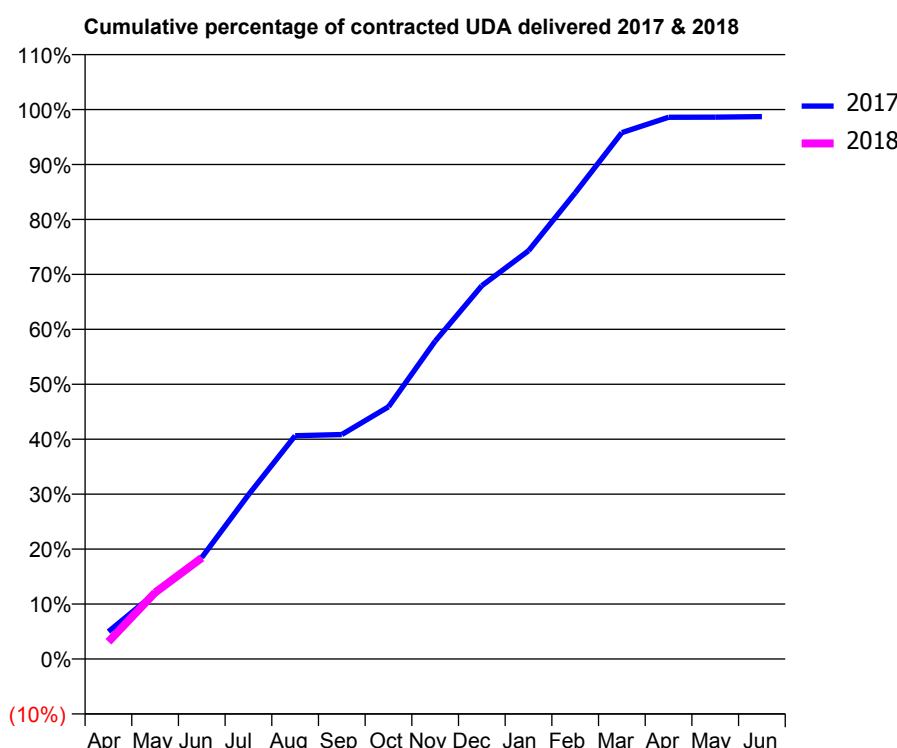
17/18 Contracted general activity (UDA)	15,298
Carry forward general activity (UDA)	0
17/18 Contracted orthodontic activity (UOA)	0
Carry forward orthodontic activity (UOA)	0
Baseline contract value	£378,152.48

ACCESS*

Patients seen in 24 months	Total	Change since previous quarter
Quarter ending June 2016	4,992	
Quarter ending September 2016	4,975	→
Quarter ending December 2016	4,983	→
Quarter ending March 2017	5,048	→
Quarter ending June 2017	5,132	→
Variance since June 2016	2.8%	↑



ACTIVITY



Adjusted Scheduled Activity (UDA)		
Month	2017	2018
April	763	481
May	1,835	1,852
June	2,826	2,816
July	4,572	
August	6,218	
September	6,249	
October	7,022	
November	8,847	
December	10,392	
January	11,365	
February	12,978	
March	14,656	
April	15,082	
May	15,087	
June	15,099	

QUALITY

	Quantity	Base Number	Contract	AT	Region	England
% of FP17s for the same patient ID Re-attending within 3 months - Children	18	466	3.9%	11.8%	11.6%	12.0%
% of FP17s for the same patient ID Re-attending within 3 months - Adults	145	1,238	11.7%	16.4%	15.9%	16.0%
% of FP17s for the same patient ID Re-attending between 3 & 9 months - Children	256	466	54.9%	55.3%	60.4%	58.0%
% of FP17s for the same patient ID Re-attending between 3 & 9 months - Adults	689	1,238	55.7%	48.9%	52.3%	50.9%
% of FP17s for Band 1 Urgent Courses	118	1,478	8.0%	10.6%	9.5%	9.1%
% of FP17s Relating to Free Repair or Replacements	4	1,478	0.3%	0.6%	0.7%	0.8%
% of FP17s Relating to Continuations	4	1,478	0.3%	0.8%	1.0%	1.1%
% of Patients satisfied with the dentistry they have received	19	20	95.0%	90.0%	91.9%	91.7%
% of Patients satisfied with the time they had to wait for an appointment	18	20	90.0%	87.2%	88.0%	88.0%

* This is based on patients treated on this contract for their most recent course of treatment. Figures in italics indicate the base number of FP17s or Patient Questionnaire responses are less than 100. N/A is shown where the base number of responses is less than 10 during the period. % is calculated as Quantity/Base number*100

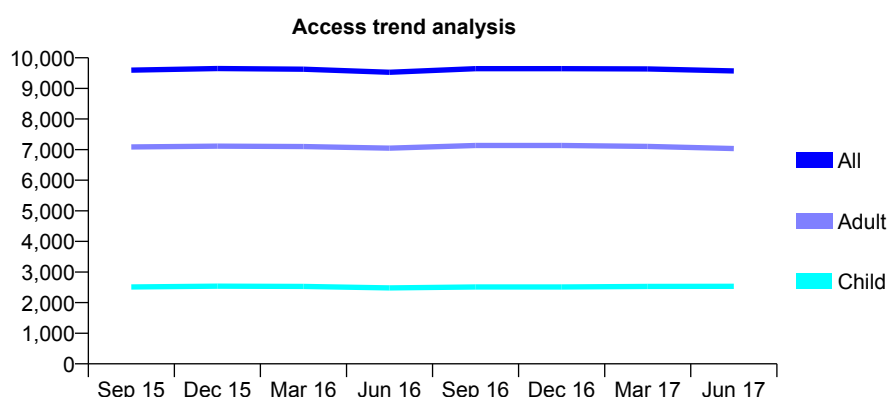
Q67 - Vital Signs At a Glance Contract Report for 915351/0006 - June 2017

Name or company name	Dental Healthcare Practice
Contract type name	GDS Contract
Purpose of contract	General
Contract start date	01/04/2012
Contract end date	

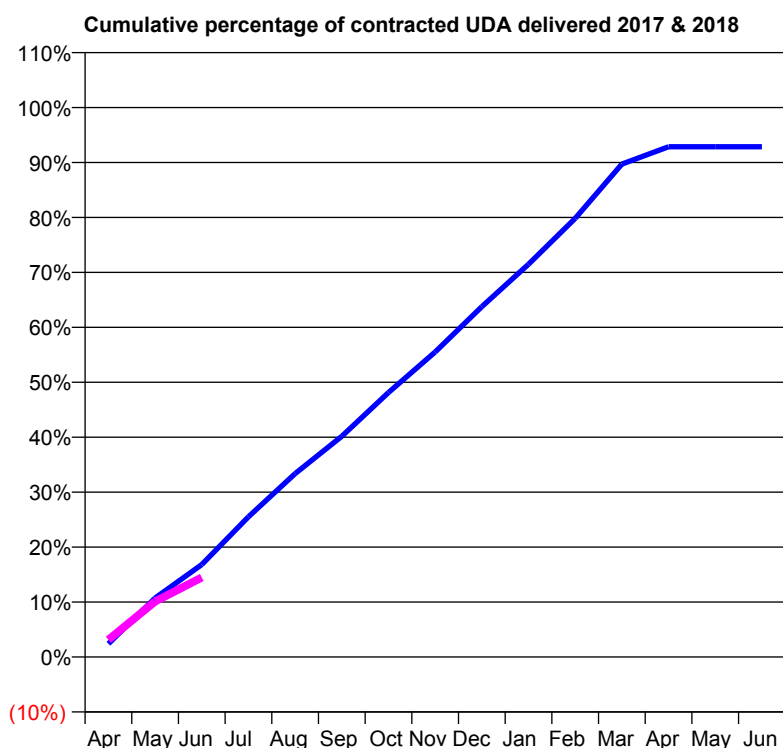
17/18 Contracted general activity (UDA)	31,442
Carry forward general activity (UDA)	0
17/18 Contracted orthodontic activity (UOA)	0
Carry forward orthodontic activity (UOA)	0
Baseline contract value	£901,652.62

ACCESS*

Patients seen in 24 months	Total	Change since previous quarter
Quarter ending June 2016	9,527	
Quarter ending September 2016	9,646	→
Quarter ending December 2016	9,646	→
Quarter ending March 2017	9,634	→
Quarter ending June 2017	9,569	→
Variance since June 2016	0.4%	→



ACTIVITY



Adjusted Scheduled Activity (UDA)		
Month	2017	2018
April	756	991
May	3,375	3,174
June	5,292	4,551
July	8,022	
August	10,494	
September	12,634	
October	15,134	
November	17,457	
December	20,049	
January	22,475	
February	25,099	
March	28,203	
April	29,194	
May	29,197	
June	29,197	

QUALITY

	Quantity	Base Number	Contract	AT	Region	England
% of FP17s for the same patient ID Re-attending within 3 months - Children	68	623	10.9%	11.8%	11.6%	12.0%
% of FP17s for the same patient ID Re-attending within 3 months - Adults	263	1,533	17.2%	16.4%	15.9%	16.0%
% of FP17s for the same patient ID Re-attending between 3 & 9 months - Children	245	623	39.3%	55.3%	60.4%	58.0%
% of FP17s for the same patient ID Re-attending between 3 & 9 months - Adults	651	1,533	42.5%	48.9%	52.3%	50.9%
% of FP17s for Band 1 Urgent Courses	213	1,800	11.8%	10.6%	9.5%	9.1%
% of FP17s Relating to Free Repair or Replacements	15	1,800	0.8%	0.6%	0.7%	0.8%
% of FP17s Relating to Continuations	54	1,800	3.0%	0.8%	1.0%	1.1%
% of Patients satisfied with the dentistry they have received	14	15	93.3%	90.0%	91.9%	91.7%
% of Patients satisfied with the time they had to wait for an appointment	14	15	93.3%	87.2%	88.0%	88.0%

* This is based on patients treated on this contract for their most recent course of treatment. Figures in italics indicate the base number of FP17s or Patient Questionnaire responses are less than 100. N/A is shown where the base number of responses is less than 10 during the period. % is calculated as Quantity/Base number*100

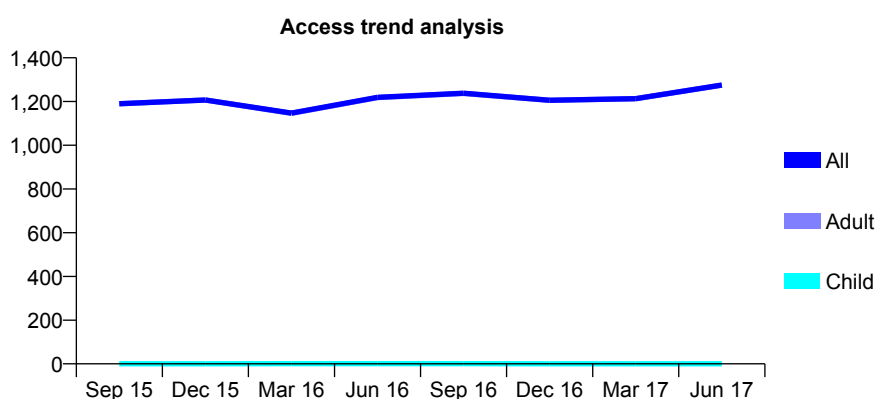
Q67 - Vital Signs At a Glance Contract Report for 921351/0001 - June 2017

Name or company name	MR PK CHOPRA
Contract type name	GDS Contract
Purpose of contract	General
Contract start date	01/04/2006
Contract end date	

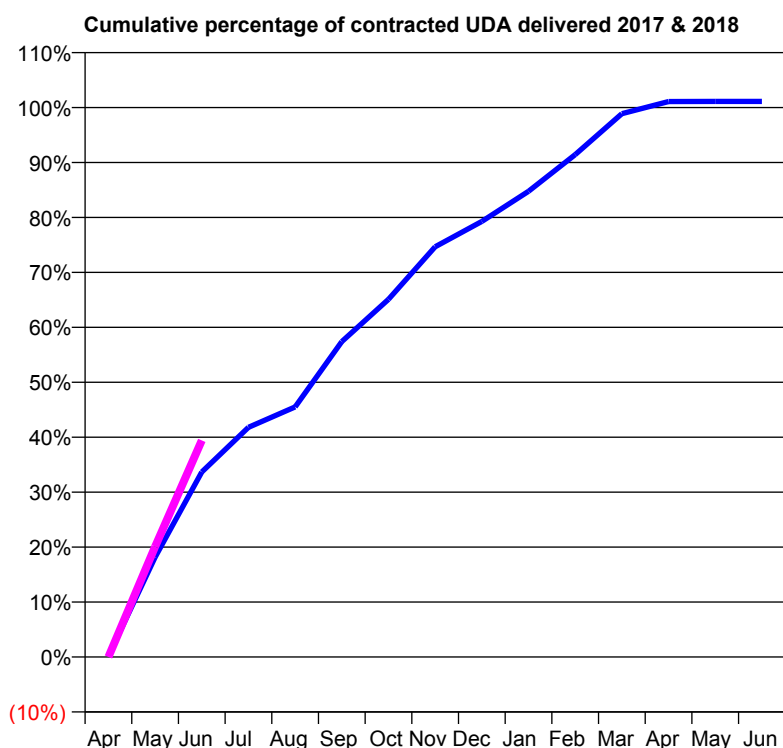
17/18 Contracted general activity (UDA)	3,981
Carry forward general activity (UDA)	0
17/18 Contracted orthodontic activity (UOA)	0
Carry forward orthodontic activity (UOA)	0
Baseline contract value	£111,979.25

ACCESS*

Patients seen in 24 months	Total	Change since previous quarter
Quarter ending June 2016	1,219	
Quarter ending September 2016	1,238	→
Quarter ending December 2016	1,206	↓
Quarter ending March 2017	1,213	→
Quarter ending June 2017	1,275	↑
Variance since June 2016	4.6%	↑



ACTIVITY



Month	Adjusted Scheduled Activity (UDA)	
	2017	2018
April	8	0
May	823	799
June	1,525	1,570
July	1,894	
August	2,062	
September	2,601	
October	2,949	
November	3,383	
December	3,592	
January	3,840	
February	4,142	
March	4,480	
April	4,580	
May	4,581	
June	4,581	

QUALITY

	Quantity	Base Number	Contract	AT	Region	England
% of FP17s for the same patient ID Re-attending within 3 months - Children	0	0	N/A	11.8%	11.6%	12.0%
% of FP17s for the same patient ID Re-attending within 3 months - Adults	35	374	9.4%	16.4%	15.9%	16.0%
% of FP17s for the same patient ID Re-attending between 3 & 9 months - Children	0	0	N/A	55.3%	60.4%	58.0%
% of FP17s for the same patient ID Re-attending between 3 & 9 months - Adults	28	374	7.5%	48.9%	52.3%	50.9%
% of FP17s for Band 1 Urgent Courses	114	305	37.4%	10.6%	9.5%	9.1%
% of FP17s Relating to Free Repair or Replacements	0	305	0.0%	0.6%	0.7%	0.8%
% of FP17s Relating to Continuations	0	305	0.0%	0.8%	1.0%	1.1%
% of Patients satisfied with the dentistry they have received	5	7	N/A	90.0%	91.9%	91.7%
% of Patients satisfied with the time they had to wait for an appointment	5	7	N/A	87.2%	88.0%	88.0%

* This is based on patients treated on this contract for their most recent course of treatment. Figures in italics indicate the base number of FP17s or Patient Questionnaire responses are less than 100. N/A is shown where the base number of responses is less than 10 during the period. % is calculated as Quantity/Base number*100

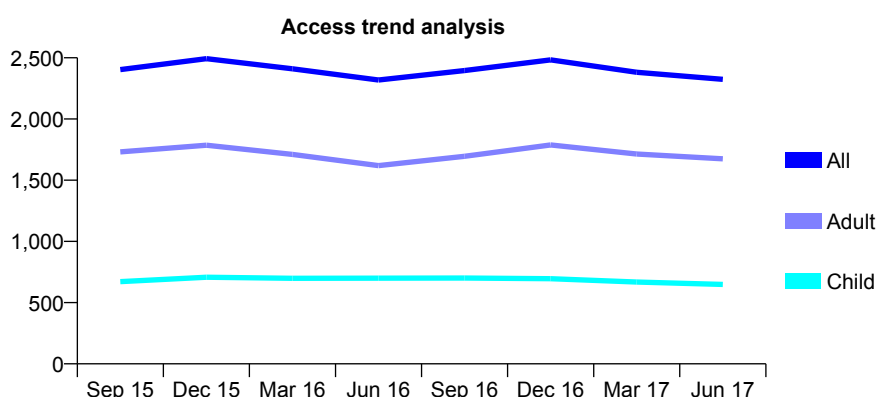
Q67 - Vital Signs At a Glance Contract Report for 921351/0002 - June 2017

Name or company name	MR PK CHOPRA
Contract type name	GDS Contract
Purpose of contract	General
Contract start date	01/04/2006
Contract end date	

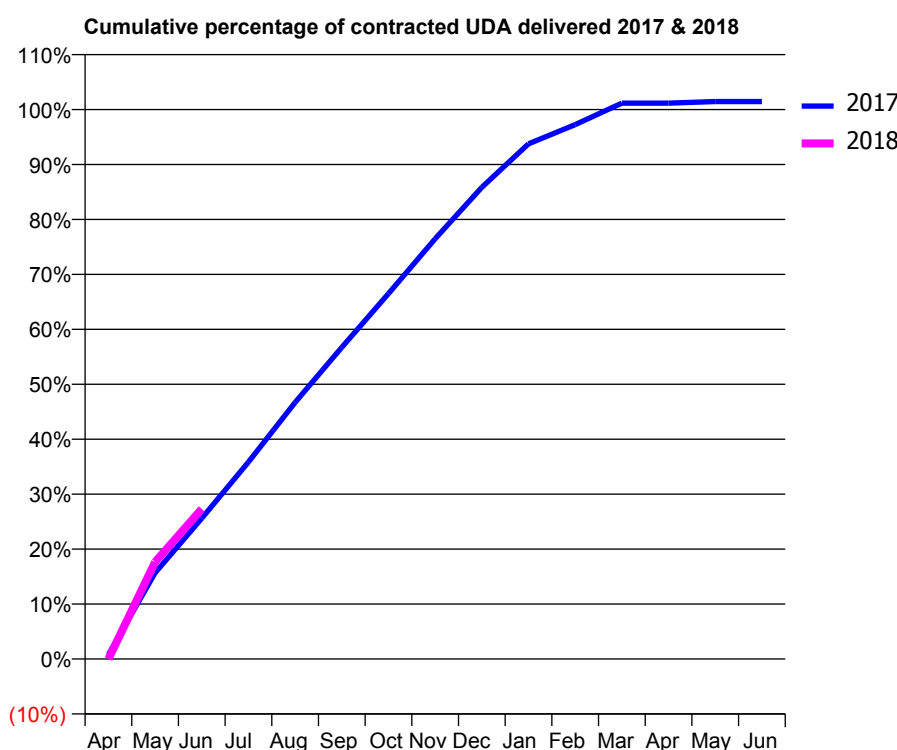
17/18 Contracted general activity (UDA)	5,422
Carry forward general activity (UDA)	0
17/18 Contracted orthodontic activity (UOA)	0
Carry forward orthodontic activity (UOA)	0
Baseline contract value	£132,570.05

ACCESS*

Patients seen in 24 months	Total	Change since previous quarter
Quarter ending June 2016	2,319	
Quarter ending September 2016	2,396	↑
Quarter ending December 2016	2,483	↑
Quarter ending March 2017	2,382	↓
Quarter ending June 2017	2,324	↓
Variance since June 2016	0.2%	→



ACTIVITY



Adjusted Scheduled Activity (UDA)		
Month	2017	2018
April	44	0
May	851	957
June	1,389	1,481
July	1,943	
August	2,533	
September	3,076	
October	3,606	
November	4,146	
December	4,654	
January	5,084	
February	5,273	
March	5,485	
April	5,485	
May	5,501	
June	5,501	

QUALITY

	Quantity	Base Number	Contract	AT	Region	England
% of FP17s for the same patient ID Re-attending within 3 months - Children	14	245	5.7%	11.8%	11.6%	12.0%
% of FP17s for the same patient ID Re-attending within 3 months - Adults	33	659	5.0%	16.4%	15.9%	16.0%
% of FP17s for the same patient ID Re-attending between 3 & 9 months - Children	122	245	49.8%	55.3%	60.4%	58.0%
% of FP17s for the same patient ID Re-attending between 3 & 9 months - Adults	373	659	56.6%	48.9%	52.3%	50.9%
% of FP17s for Band 1 Urgent Courses	80	901	8.9%	10.6%	9.5%	9.1%
% of FP17s Relating to Free Repair or Replacements	2	901	0.2%	0.6%	0.7%	0.8%
% of FP17s Relating to Continuations	0	901	0.0%	0.8%	1.0%	1.1%
% of Patients satisfied with the dentistry they have received	2	2	N/A	90.0%	91.9%	91.7%
% of Patients satisfied with the time they had to wait for an appointment	1	2	N/A	87.2%	88.0%	88.0%

* This is based on patients treated on this contract for their most recent course of treatment. Figures in italics indicate the base number of FP17s or Patient Questionnaire responses are less than 100. N/A is shown where the base number of responses is less than 10 during the period. % is calculated as Quantity/Base number*100

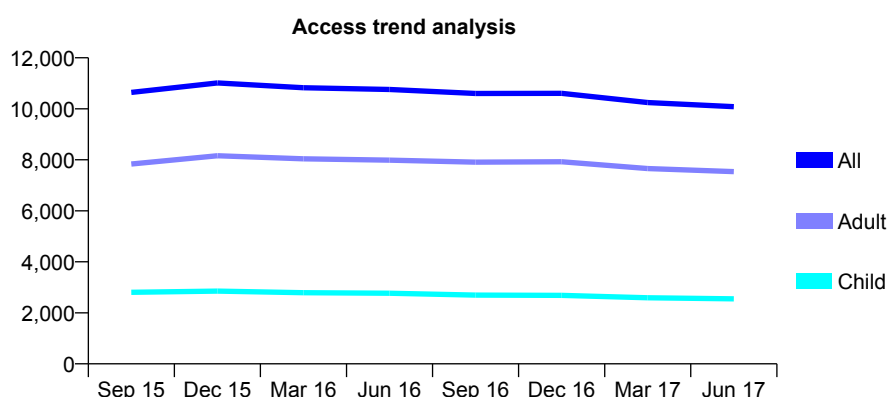
Q67 - Vital Signs At a Glance Contract Report for 921351/0003 - June 2017

Name or company name	MR PK CHOPRA
Contract type name	GDS Contract
Purpose of contract	General
Contract start date	01/04/2006
Contract end date	

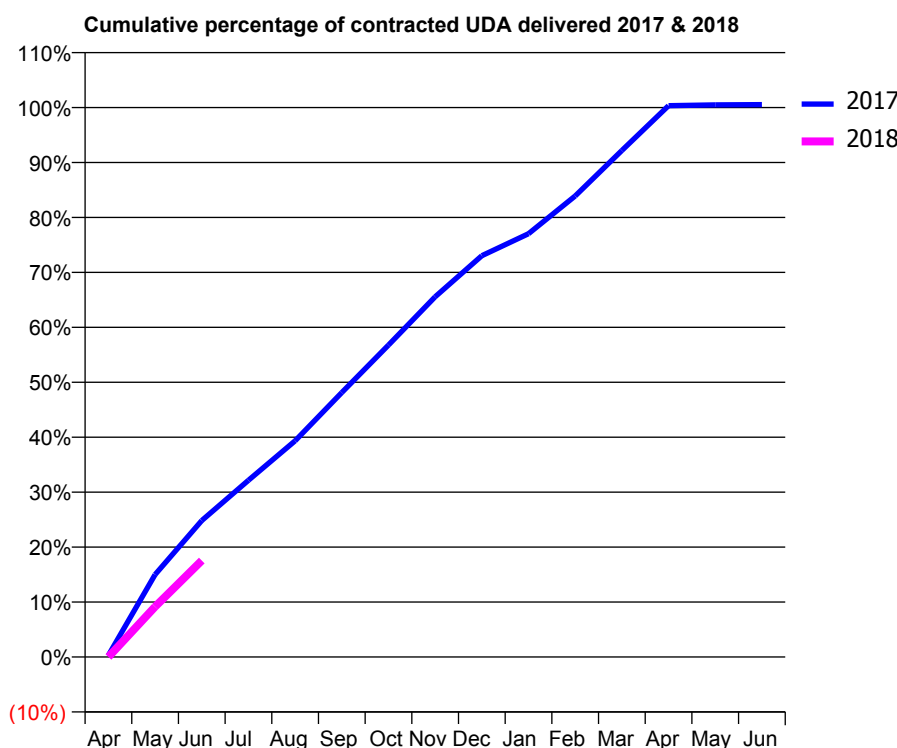
17/18 Contracted general activity (UDA)	25,324
Carry forward general activity (UDA)	0
17/18 Contracted orthodontic activity (UOA)	0
Carry forward orthodontic activity (UOA)	0
Baseline contract value	£690,819.48

ACCESS*

Patients seen in 24 months	Total	Change since previous quarter
Quarter ending June 2016	10,757	
Quarter ending September 2016	10,603	↓
Quarter ending December 2016	10,605	→
Quarter ending March 2017	10,247	↓
Quarter ending June 2017	10,084	↓
Variance since June 2016	(6.3%)	↓



ACTIVITY



Adjusted Scheduled Activity (UDA)		
Month	2017	2018
April	82	0
May	3,803	2,318
June	6,287	4,446
July	8,144	
August	9,965	
September	12,190	
October	14,377	
November	16,600	
December	18,494	
January	19,511	
February	21,245	
March	23,340	
April	25,406	
May	25,445	
June	25,458	

QUALITY

	Quantity	Base Number	Contract	AT	Region	England
% of FP17s for the same patient ID Re-attending within 3 months - Children	45	825	5.5%	11.8%	11.6%	12.0%
% of FP17s for the same patient ID Re-attending within 3 months - Adults	274	2,502	11.0%	16.4%	15.9%	16.0%
% of FP17s for the same patient ID Re-attending between 3 & 9 months - Children	365	825	44.2%	55.3%	60.4%	58.0%
% of FP17s for the same patient ID Re-attending between 3 & 9 months - Adults	1,121	2,502	44.8%	48.9%	52.3%	50.9%
% of FP17s for Band 1 Urgent Courses	235	2,145	11.0%	10.6%	9.5%	9.1%
% of FP17s Relating to Free Repair or Replacements	6	2,145	0.3%	0.6%	0.7%	0.8%
% of FP17s Relating to Continuations	5	2,145	0.2%	0.8%	1.0%	1.1%
% of Patients satisfied with the dentistry they have received	16	19	84.2%	90.0%	91.9%	91.7%
% of Patients satisfied with the time they had to wait for an appointment	11	19	57.9%	87.2%	88.0%	88.0%

* This is based on patients treated on this contract for their most recent course of treatment. Figures in italics indicate the base number of FP17s or Patient Questionnaire responses are less than 100. N/A is shown where the base number of responses is less than 10 during the period. % is calculated as Quantity/Base number*100

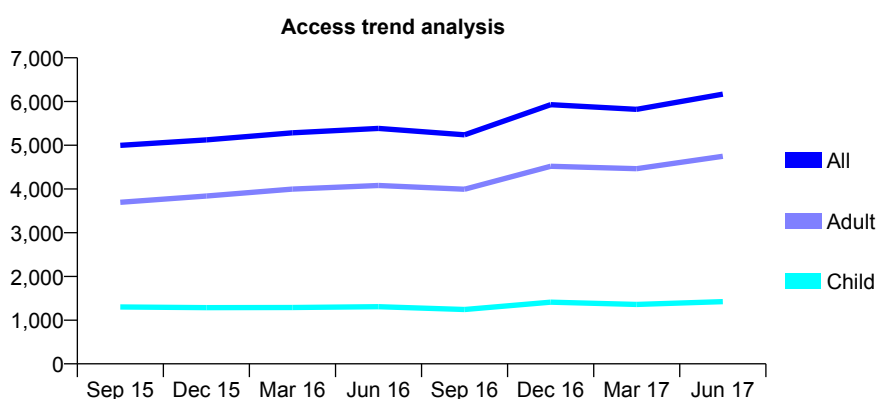
Q67 - Vital Signs At a Glance Contract Report for 921351/0013 - June 2017

Name or company name	MR PK CHOPRA
Contract type name	GDS Contract
Purpose of contract	General
Contract start date	01/04/2009
Contract end date	

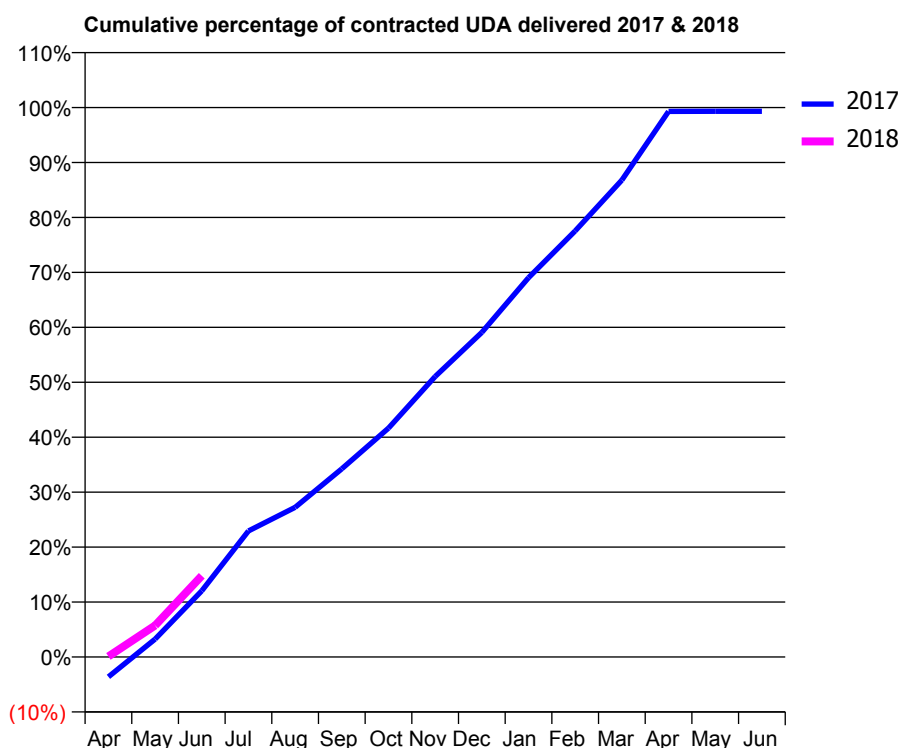
17/18 Contracted general activity (UDA)	18,000
Carry forward general activity (UDA)	0
17/18 Contracted orthodontic activity (UOA)	0
Carry forward orthodontic activity (UOA)	0
Baseline contract value	£346,049.92

ACCESS*

Patients seen in 24 months	Total	Change since previous quarter
Quarter ending June 2016	5,384	
Quarter ending September 2016	5,238	↓
Quarter ending December 2016	5,928	↑
Quarter ending March 2017	5,821	↓
Quarter ending June 2017	6,170	↑
Variance since June 2016	14.6%	↑



ACTIVITY



Month	Adjusted Scheduled Activity (UDA)	
	2017	2018
April	-655	20
May	586	1,034
June	2,170	2,664
July	4,129	
August	4,901	
September	6,167	
October	7,496	
November	9,187	
December	10,634	
January	12,424	
February	13,959	
March	15,623	
April	17,870	
May	17,877	
June	17,874	

QUALITY

	Quantity	Base Number	Contract	AT	Region	England
% of FP17s for the same patient ID Re-attending within 3 months - Children	40	502	8.0%	11.8%	11.6%	12.0%
% of FP17s for the same patient ID Re-attending within 3 months - Adults	232	1,676	13.8%	16.4%	15.9%	16.0%
% of FP17s for the same patient ID Re-attending between 3 & 9 months - Children	219	502	43.6%	55.3%	60.4%	58.0%
% of FP17s for the same patient ID Re-attending between 3 & 9 months - Adults	648	1,676	38.7%	48.9%	52.3%	50.9%
% of FP17s for Band 1 Urgent Courses	235	1,276	18.4%	10.6%	9.5%	9.1%
% of FP17s Relating to Free Repair or Replacements	9	1,276	0.7%	0.6%	0.7%	0.8%
% of FP17s Relating to Continuations	2	1,276	0.2%	0.8%	1.0%	1.1%
% of Patients satisfied with the dentistry they have received	9	10	90.0%	90.0%	91.9%	91.7%
% of Patients satisfied with the time they had to wait for an appointment	10	10	100.0%	87.2%	88.0%	88.0%

* This is based on patients treated on this contract for their most recent course of treatment. Figures in italics indicate the base number of FP17s or Patient Questionnaire responses are less than 100. N/A is shown where the base number of responses is less than 10 during the period. % is calculated as Quantity/Base number*100

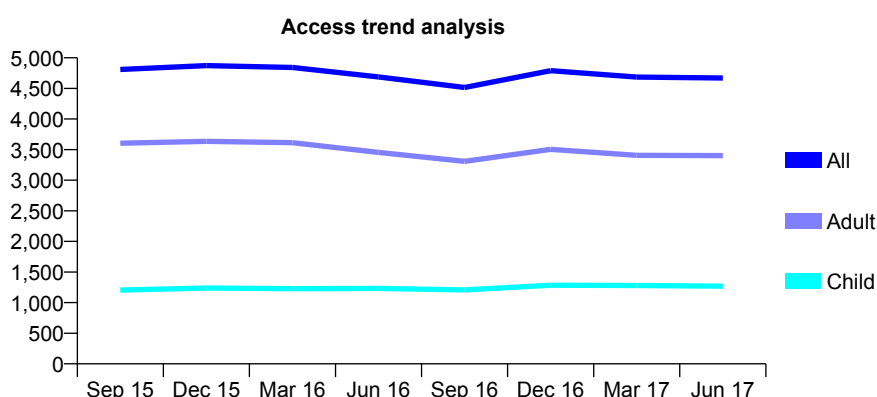
Q67 - Vital Signs At a Glance Contract Report for 921351/0014 - June 2017

Name or company name	MR PK CHOPRA
Contract type name	GDS Contract
Purpose of contract	General
Contract start date	01/04/2009
Contract end date	

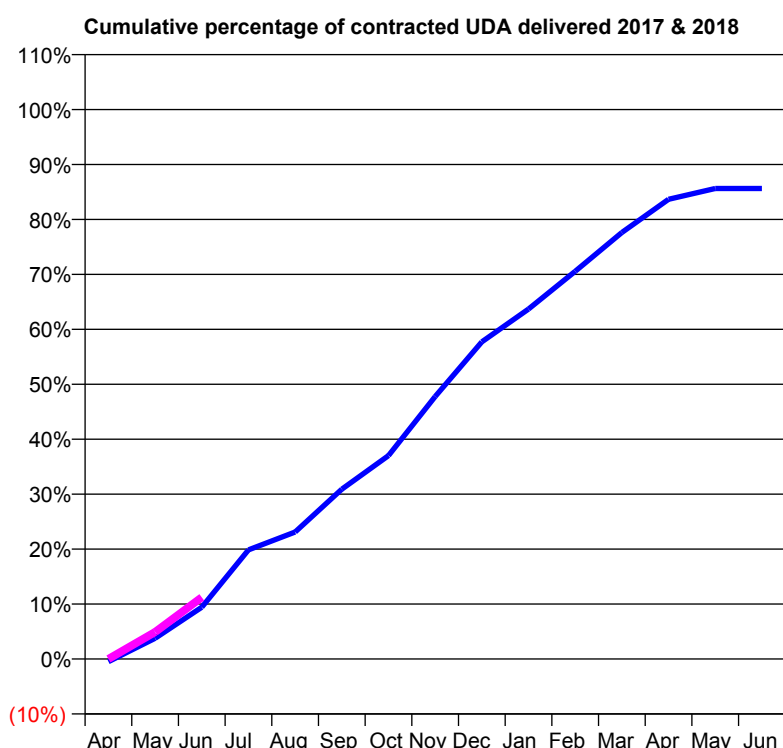
17/18 Contracted general activity (UDA)	15,000
Carry forward general activity (UDA)	0
17/18 Contracted orthodontic activity (UOA)	0
Carry forward orthodontic activity (UOA)	0
Baseline contract value	£288,787.63

ACCESS*

Patients seen in 24 months	Total	Change since previous quarter
Quarter ending June 2016	4,687	
Quarter ending September 2016	4,515	↓
Quarter ending December 2016	4,790	↑
Quarter ending March 2017	4,686	↓
Quarter ending June 2017	4,670	→
Variance since June 2016	(0.4%)	→



ACTIVITY



Adjusted Scheduled Activity (UDA)		
Month	2017	2018
April	-74	0
May	567	738
June	1,413	1,682
July	2,981	
August	3,465	
September	4,634	
October	5,553	
November	7,165	
December	8,658	
January	9,553	
February	10,583	
March	11,641	
April	12,550	
May	12,845	
June	12,845	

QUALITY

	Quantity	Base Number	Contract	AT	Region	England
% of FP17s for the same patient ID Re-attending within 3 months - Children	15	393	3.8%	11.8%	11.6%	12.0%
% of FP17s for the same patient ID Re-attending within 3 months - Adults	87	1,014	8.6%	16.4%	15.9%	16.0%
% of FP17s for the same patient ID Re-attending between 3 & 9 months - Children	190	393	48.3%	55.3%	60.4%	58.0%
% of FP17s for the same patient ID Re-attending between 3 & 9 months - Adults	464	1,014	45.8%	48.9%	52.3%	50.9%
% of FP17s for Band 1 Urgent Courses	144	849	17.0%	10.6%	9.5%	9.1%
% of FP17s Relating to Free Repair or Replacements	2	849	0.2%	0.6%	0.7%	0.8%
% of FP17s Relating to Continuations	1	849	0.1%	0.8%	1.0%	1.1%
% of Patients satisfied with the dentistry they have received	7	8	N/A	90.0%	91.9%	91.7%
% of Patients satisfied with the time they had to wait for an appointment	6	8	N/A	87.2%	88.0%	88.0%

* This is based on patients treated on this contract for their most recent course of treatment. Figures in italics indicate the base number of FP17s or Patient Questionnaire responses are less than 100. N/A is shown where the base number of responses is less than 10 during the period. % is calculated as Quantity/Base number*100

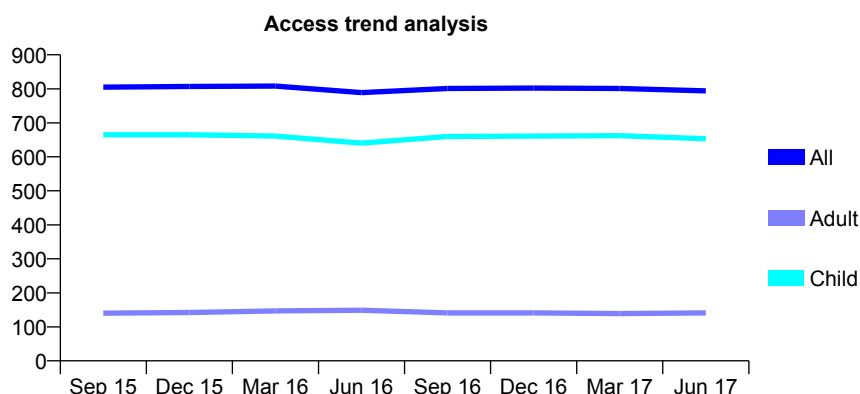
Q67 - Vital Signs At a Glance Contract Report for 921882/0001 - June 2017

Name or company name	MR PM NEWMAN
Contract type name	GDS Contract
Purpose of contract	General
Contract start date	01/04/2006
Contract end date	

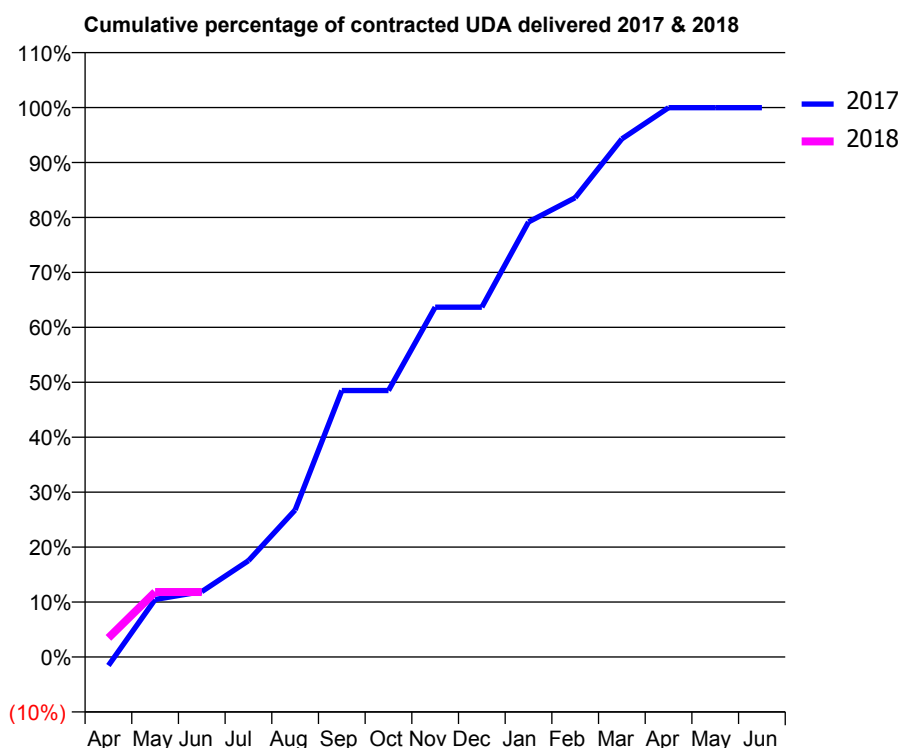
17/18 Contracted general activity (UDA)	1,786
Carry forward general activity (UDA)	0
17/18 Contracted orthodontic activity (UOA)	0
Carry forward orthodontic activity (UOA)	0
Baseline contract value	£43,668.41

ACCESS*

Patients seen in 24 months	Total	Change since previous quarter
Quarter ending June 2016	789	
Quarter ending September 2016	801	→
Quarter ending December 2016	802	→
Quarter ending March 2017	801	→
Quarter ending June 2017	794	→
Variance since June 2016	0.6%	→



ACTIVITY



Adjusted Scheduled Activity (UDA)		
Month	2017	2018
April	-28	62
May	187	211
June	213	211
July	313	
August	478	
September	866	
October	866	
November	1,137	
December	1,137	
January	1,414	
February	1,493	
March	1,684	
April	1,785	
May	1,785	
June	1,785	

QUALITY

	Quantity	Base Number	Contract	AT	Region	England
% of FP17s for the same patient ID Re-attending within 3 months - Children	15	204	7.4%	11.8%	11.6%	12.0%
% of FP17s for the same patient ID Re-attending within 3 months - Adults	2	24	8.3%	16.4%	15.9%	16.0%
% of FP17s for the same patient ID Re-attending between 3 & 9 months - Children	146	204	71.6%	55.3%	60.4%	58.0%
% of FP17s for the same patient ID Re-attending between 3 & 9 months - Adults	15	24	62.5%	48.9%	52.3%	50.9%
% of FP17s for Band 1 Urgent Courses	2	154	1.3%	10.6%	9.5%	9.1%
% of FP17s Relating to Free Repair or Replacements	0	154	0.0%	0.6%	0.7%	0.8%
% of FP17s Relating to Continuations	0	154	0.0%	0.8%	1.0%	1.1%
% of Patients satisfied with the dentistry they have received	0	0	N/A	90.0%	91.9%	91.7%
% of Patients satisfied with the time they had to wait for an appointment	0	0	N/A	87.2%	88.0%	88.0%

* This is based on patients treated on this contract for their most recent course of treatment. Figures in italics indicate the base number of FP17s or Patient Questionnaire responses are less than 100. N/A is shown where the base number of responses is less than 10 during the period. % is calculated as Quantity/Base number*100

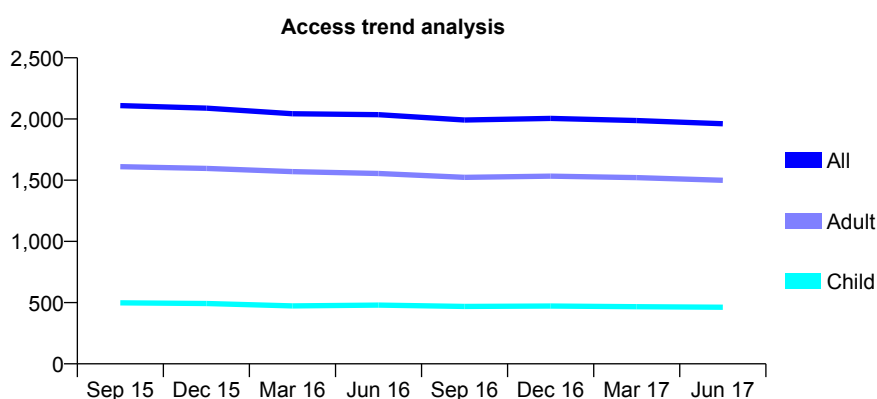
Q67 - Vital Signs At a Glance Contract Report for 923109/0001 - June 2017

Name or company name	MR MS TAWANA
Contract type name	GDS Contract
Purpose of contract	General
Contract start date	01/04/2006
Contract end date	

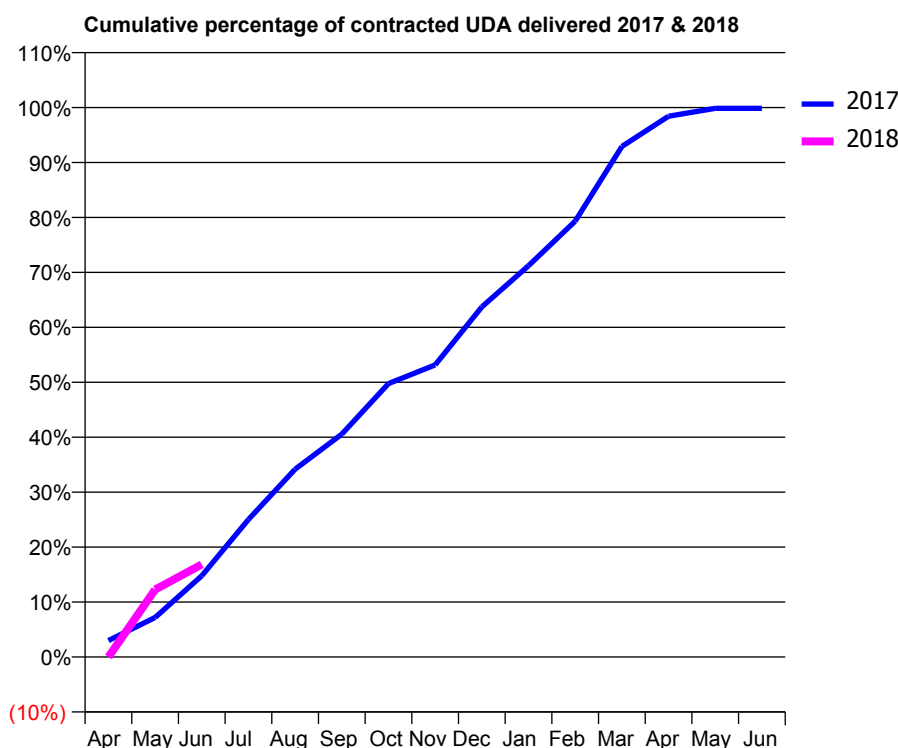
17/18 Contracted general activity (UDA)	5,900
Carry forward general activity (UDA)	0
17/18 Contracted orthodontic activity (UOA)	0
Carry forward orthodontic activity (UOA)	0
Baseline contract value	£154,342.23

ACCESS*

Patients seen in 24 months	Total	Change since previous quarter
Quarter ending June 2016	2,035	
Quarter ending September 2016	1,992	↓
Quarter ending December 2016	2,005	→
Quarter ending March 2017	1,988	→
Quarter ending June 2017	1,961	↓
Variance since June 2016	(3.6%)	↓



ACTIVITY



Adjusted Scheduled Activity (UDA)		
Month	2017	2018
April	176	0
May	424	724
June	873	994
July	1,477	
August	2,017	
September	2,394	
October	2,936	
November	3,136	
December	3,759	
January	4,201	
February	4,679	
March	5,481	
April	5,806	
May	5,891	
June	5,891	

QUALITY

	Quantity	Base Number	Contract	AT	Region	England
% of FP17s for the same patient ID Re-attending within 3 months - Children	2	126	1.6%	11.8%	11.6%	12.0%
% of FP17s for the same patient ID Re-attending within 3 months - Adults	15	391	3.8%	16.4%	15.9%	16.0%
% of FP17s for the same patient ID Re-attending between 3 & 9 months - Children	38	126	30.2%	55.3%	60.4%	58.0%
% of FP17s for the same patient ID Re-attending between 3 & 9 months - Adults	162	391	41.4%	48.9%	52.3%	50.9%
% of FP17s for Band 1 Urgent Courses	17	357	4.8%	10.6%	9.5%	9.1%
% of FP17s Relating to Free Repair or Replacements	1	357	0.3%	0.6%	0.7%	0.8%
% of FP17s Relating to Continuations	3	357	0.8%	0.8%	1.0%	1.1%
% of Patients satisfied with the dentistry they have received	5	5	N/A	90.0%	91.9%	91.7%
% of Patients satisfied with the time they had to wait for an appointment	5	5	N/A	87.2%	88.0%	88.0%

* This is based on patients treated on this contract for their most recent course of treatment. Figures in italics indicate the base number of FP17s or Patient Questionnaire responses are less than 100. N/A is shown where the base number of responses is less than 10 during the period. % is calculated as Quantity/Base number*100

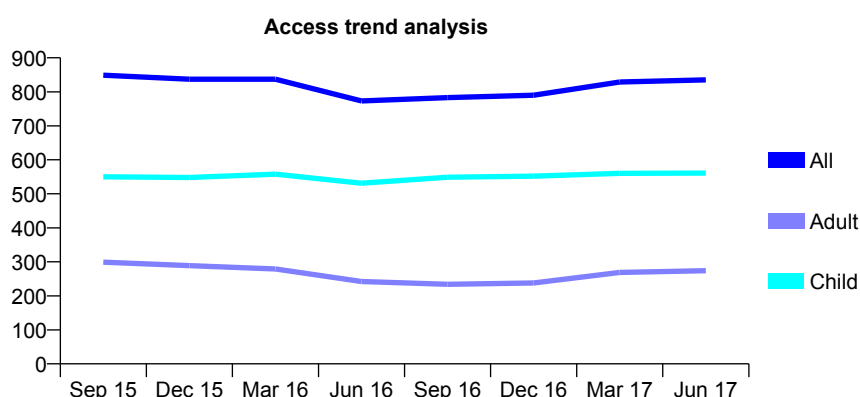
Q67 - Vital Signs At a Glance Contract Report for 925780/0001 - June 2017

Name or company name	MRS R PATEL
Contract type name	GDS Contract
Purpose of contract	General
Contract start date	01/04/2006
Contract end date	

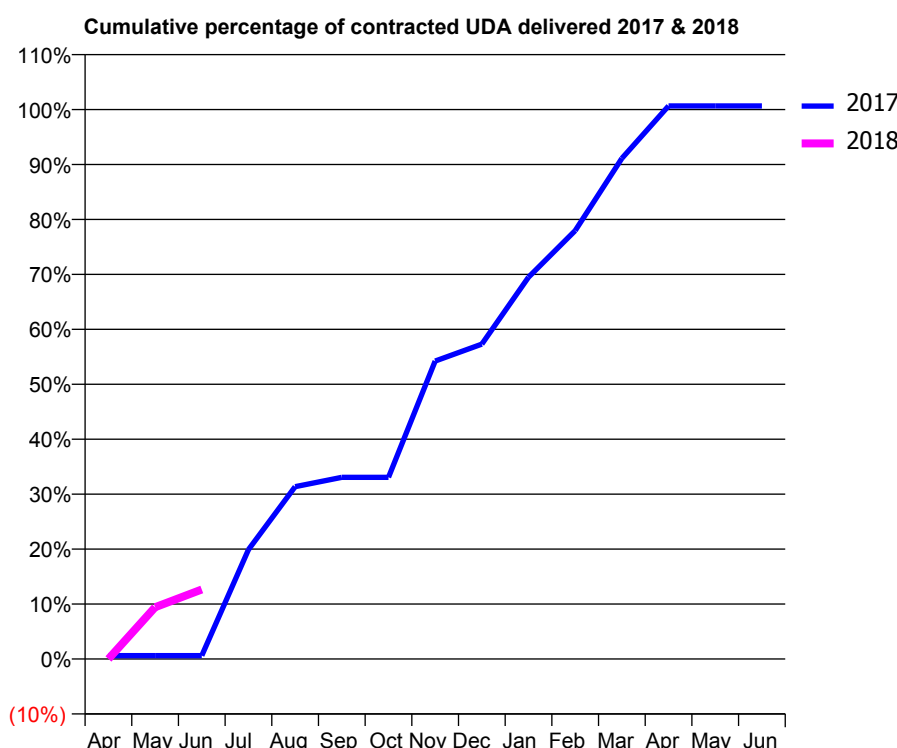
17/18 Contracted general activity (UDA)	1,920
Carry forward general activity (UDA)	0
17/18 Contracted orthodontic activity (UOA)	0
Carry forward orthodontic activity (UOA)	0
Baseline contract value	£51,689.47

ACCESS*

Patients seen in 24 months	Total	Change since previous quarter
Quarter ending June 2016	773	
Quarter ending September 2016	783	→
Quarter ending December 2016	790	→
Quarter ending March 2017	829	↑
Quarter ending June 2017	835	→
Variance since June 2016	8.0%	↑



ACTIVITY



Adjusted Scheduled Activity (UDA)		
Month	2017	2018
April	12	0
May	12	181
June	12	243
July	382	
August	602	
September	635	
October	635	
November	1,041	
December	1,100	
January	1,334	
February	1,497	
March	1,749	
April	1,932	
May	1,932	
June	1,932	

QUALITY

	Quantity	Base Number	Contract	AT	Region	England
% of FP17s for the same patient ID Re-attending within 3 months - Children	9	154	5.8%	11.8%	11.6%	12.0%
% of FP17s for the same patient ID Re-attending within 3 months - Adults	3	55	5.5%	16.4%	15.9%	16.0%
% of FP17s for the same patient ID Re-attending between 3 & 9 months - Children	87	154	56.5%	55.3%	60.4%	58.0%
% of FP17s for the same patient ID Re-attending between 3 & 9 months - Adults	15	55	27.3%	48.9%	52.3%	50.9%
% of FP17s for Band 1 Urgent Courses	26	142	18.3%	10.6%	9.5%	9.1%
% of FP17s Relating to Free Repair or Replacements	0	142	0.0%	0.6%	0.7%	0.8%
% of FP17s Relating to Continuations	3	142	2.1%	0.8%	1.0%	1.1%
% of Patients satisfied with the dentistry they have received	2	2	N/A	90.0%	91.9%	91.7%
% of Patients satisfied with the time they had to wait for an appointment	2	2	N/A	87.2%	88.0%	88.0%

* This is based on patients treated on this contract for their most recent course of treatment. Figures in italics indicate the base number of FP17s or Patient Questionnaire responses are less than 100. N/A is shown where the base number of responses is less than 10 during the period. % is calculated as Quantity/Base number*100

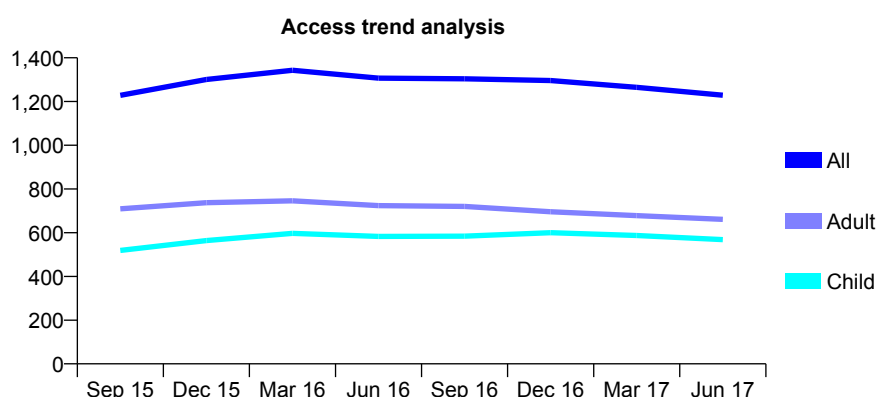
Q67 - Vital Signs At a Glance Contract Report for 933961/0001 - June 2017

Name or company name	MRS M CHADHA
Contract type name	GDS Contract
Purpose of contract	General
Contract start date	01/04/2006
Contract end date	

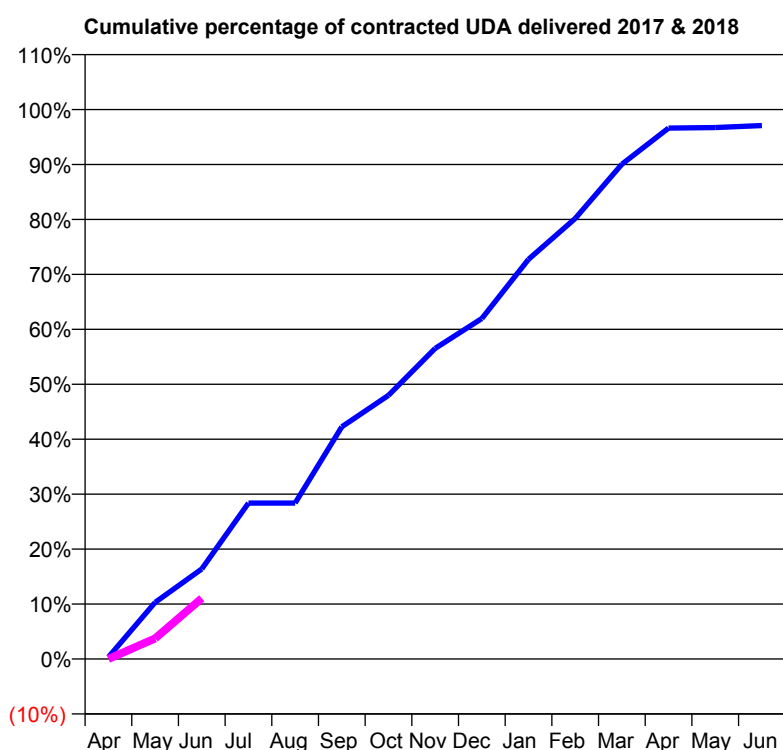
17/18 Contracted general activity (UDA)	4,072
Carry forward general activity (UDA)	0
17/18 Contracted orthodontic activity (UOA)	0
Carry forward orthodontic activity (UOA)	0
Baseline contract value	£103,534.40

ACCESS*

Patients seen in 24 months	Total	Change since previous quarter
Quarter ending June 2016	1,307	
Quarter ending September 2016	1,304	→
Quarter ending December 2016	1,296	→
Quarter ending March 2017	1,265	↓
Quarter ending June 2017	1,229	↓
Variance since June 2016	(6.0%)	↓



ACTIVITY



Adjusted Scheduled Activity (UDA)		
Month	2017	2018
April	14	0
May	419	152
June	667	450
July	1,156	
August	1,156	
September	1,721	
October	1,954	
November	2,302	
December	2,523	
January	2,962	
February	3,264	
March	3,667	
April	3,934	
May	3,938	
June	3,953	

QUALITY

	Quantity	Base Number	Contract	AT	Region	England
% of FP17s for the same patient ID Re-attending within 3 months - Children	9	178	5.1%	11.8%	11.6%	12.0%
% of FP17s for the same patient ID Re-attending within 3 months - Adults	24	177	13.6%	16.4%	15.9%	16.0%
% of FP17s for the same patient ID Re-attending between 3 & 9 months - Children	117	178	65.7%	55.3%	60.4%	58.0%
% of FP17s for the same patient ID Re-attending between 3 & 9 months - Adults	121	177	68.4%	48.9%	52.3%	50.9%
% of FP17s for Band 1 Urgent Courses	25	270	9.3%	10.6%	9.5%	9.1%
% of FP17s Relating to Free Repair or Replacements	0	270	0.0%	0.6%	0.7%	0.8%
% of FP17s Relating to Continuations	0	270	0.0%	0.8%	1.0%	1.1%
% of Patients satisfied with the dentistry they have received	2	2	N/A	90.0%	91.9%	91.7%
% of Patients satisfied with the time they had to wait for an appointment	2	2	N/A	87.2%	88.0%	88.0%

* This is based on patients treated on this contract for their most recent course of treatment. Figures in italics indicate the base number of FP17s or Patient Questionnaire responses are less than 100. N/A is shown where the base number of responses is less than 10 during the period. % is calculated as Quantity/Base number*100

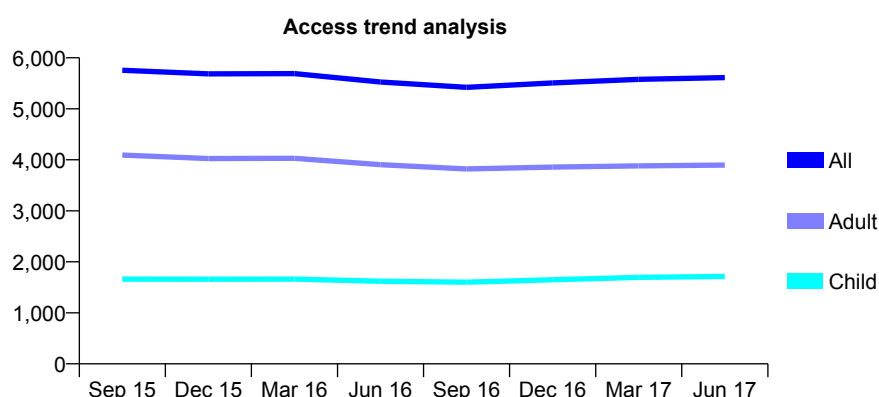
Q67 - Vital Signs At a Glance Contract Report for 934887/0002 - June 2017

Name or company name	MR R NATH
Contract type name	GDS Contract
Purpose of contract	General
Contract start date	01/12/2008
Contract end date	

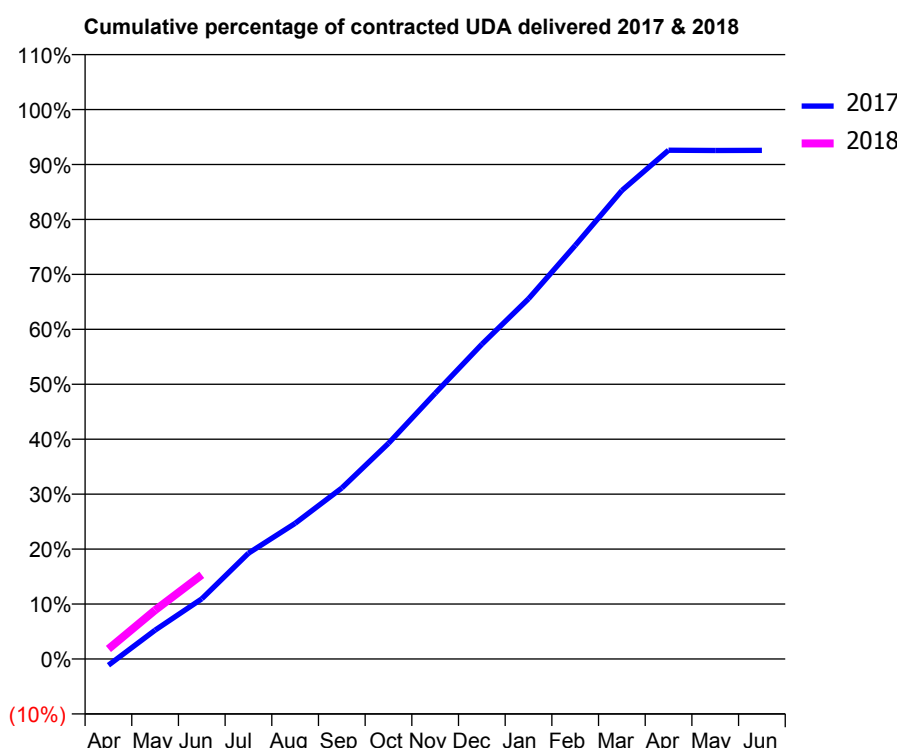
17/18 Contracted general activity (UDA)	15,757
Carry forward general activity (UDA)	0
17/18 Contracted orthodontic activity (UOA)	0
Carry forward orthodontic activity (UOA)	0
Baseline contract value	£499,572.43

ACCESS*

Patients seen in 24 months	Total	Change since previous quarter
Quarter ending June 2016	5,525	
Quarter ending September 2016	5,421	↓
Quarter ending December 2016	5,506	→
Quarter ending March 2017	5,577	→
Quarter ending June 2017	5,612	→
Variance since June 2016	1.6%	→



ACTIVITY



Adjusted Scheduled Activity (UDA)		
Month	2017	2018
April	-182	287
May	828	1,401
June	1,728	2,413
July	3,034	
August	3,889	
September	4,905	
October	6,186	
November	7,620	
December	9,025	
January	10,329	
February	11,858	
March	13,436	
April	14,589	
May	14,580	
June	14,585	

QUALITY

	Quantity	Base Number	Contract	AT	Region	England
% of FP17s for the same patient ID Re-attending within 3 months - Children	36	473	7.6%	11.8%	11.6%	12.0%
% of FP17s for the same patient ID Re-attending within 3 months - Adults	148	990	14.9%	16.4%	15.9%	16.0%
% of FP17s for the same patient ID Re-attending between 3 & 9 months - Children	183	473	38.7%	55.3%	60.4%	58.0%
% of FP17s for the same patient ID Re-attending between 3 & 9 months - Adults	261	990	26.4%	48.9%	52.3%	50.9%
% of FP17s for Band 1 Urgent Courses	162	959	16.9%	10.6%	9.5%	9.1%
% of FP17s Relating to Free Repair or Replacements	4	959	0.4%	0.6%	0.7%	0.8%
% of FP17s Relating to Continuations	5	959	0.5%	0.8%	1.0%	1.1%
% of Patients satisfied with the dentistry they have received	9	9	N/A	90.0%	91.9%	91.7%
% of Patients satisfied with the time they had to wait for an appointment	9	9	N/A	87.2%	88.0%	88.0%

* This is based on patients treated on this contract for their most recent course of treatment. Figures in italics indicate the base number of FP17s or Patient Questionnaire responses are less than 100. N/A is shown where the base number of responses is less than 10 during the period. % is calculated as Quantity/Base number*100

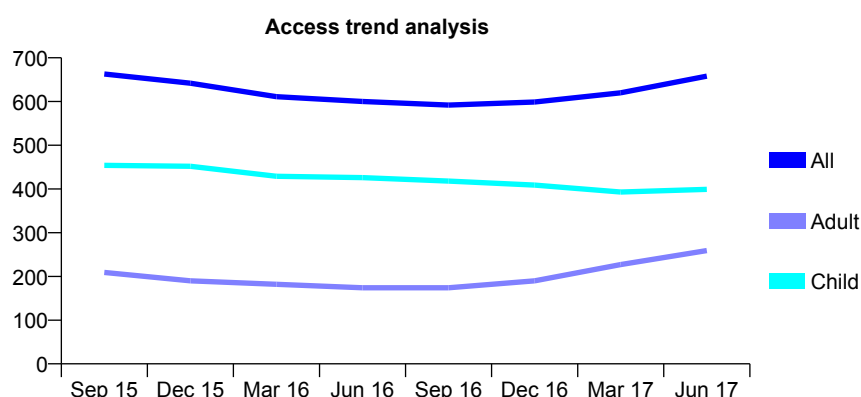
Q67 - Vital Signs At a Glance Contract Report for 937363/0003 - June 2017

Name or company name	MR G HAMILL
Contract type name	GDS Contract
Purpose of contract	General and Orthodontic
Contract start date	01/04/2006
Contract end date	

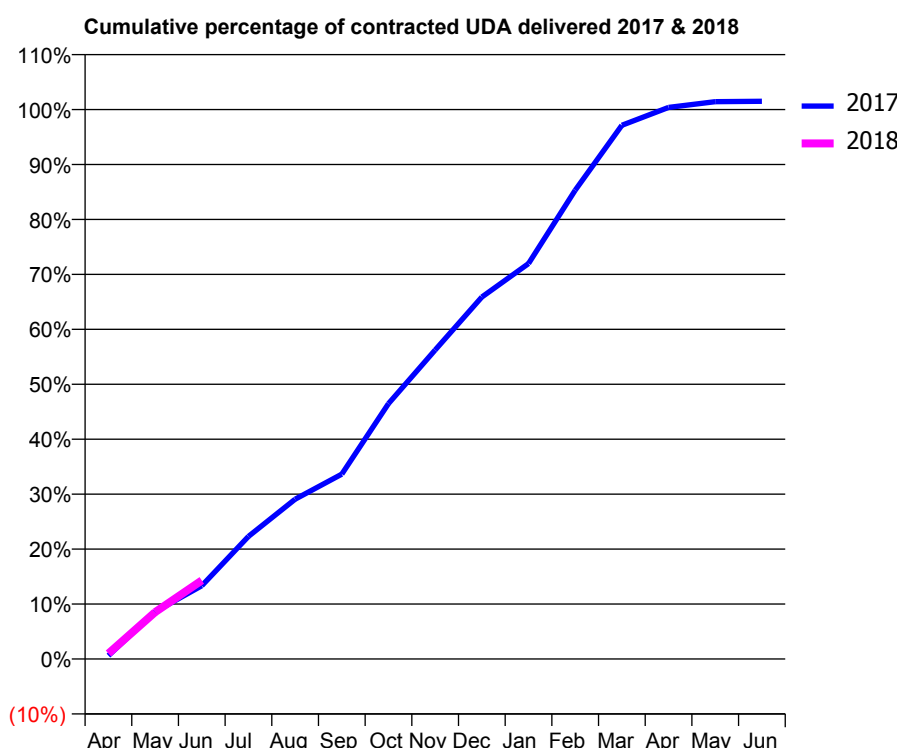
17/18 Contracted general activity (UDA)	2,248
Carry forward general activity (UDA)	0
17/18 Contracted orthodontic activity (UOA)	0
Carry forward orthodontic activity (UOA)	0
Baseline contract value	£50,525.49

ACCESS*

Patients seen in 24 months	Total	Change since previous quarter
Quarter ending June 2016	600	
Quarter ending September 2016	592	↓
Quarter ending December 2016	599	→
Quarter ending March 2017	620	↑
Quarter ending June 2017	658	↑
Variance since June 2016	9.7%	↑



ACTIVITY



Adjusted Scheduled Activity (UDA)		
Month	2017	2018
April	10	22
May	140	192
June	217	321
July	364	
August	474	
September	549	
October	758	
November	917	
December	1,074	
January	1,173	
February	1,391	
March	1,583	
April	1,636	
May	1,653	
June	1,654	

QUALITY

	Quantity	Base Number	Contract	AT	Region	England
% of FP17s for the same patient ID Re-attending within 3 months - Children	5	138	3.6%	11.8%	11.6%	12.0%
% of FP17s for the same patient ID Re-attending within 3 months - Adults	17	93	18.3%	16.4%	15.9%	16.0%
% of FP17s for the same patient ID Re-attending between 3 & 9 months - Children	89	138	64.5%	55.3%	60.4%	58.0%
% of FP17s for the same patient ID Re-attending between 3 & 9 months - Adults	38	93	40.9%	48.9%	52.3%	50.9%
% of FP17s for Band 1 Urgent Courses	22	194	11.3%	10.6%	9.5%	9.1%
% of FP17s Relating to Free Repair or Replacements	0	194	0.0%	0.6%	0.7%	0.8%
% of FP17s Relating to Continuations	1	194	0.5%	0.8%	1.0%	1.1%
% of Patients satisfied with the dentistry they have received	1	1	N/A	90.0%	91.9%	91.7%
% of Patients satisfied with the time they had to wait for an appointment	1	1	N/A	87.2%	88.0%	88.0%

* This is based on patients treated on this contract for their most recent course of treatment. Figures in italics indicate the base number of FP17s or Patient Questionnaire responses are less than 100. N/A is shown where the base number of responses is less than 10 during the period. % is calculated as Quantity/Base number*100

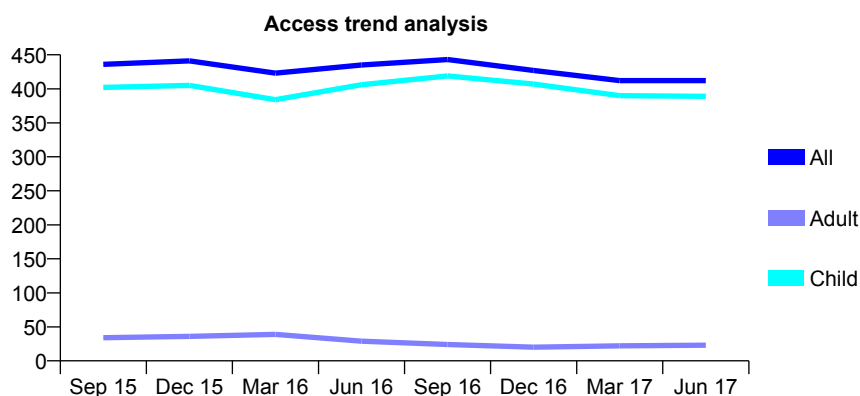
Q67 - Vital Signs At a Glance Contract Report for 946575/0001 - June 2017

Name or company name	MR KO ONANUGA
Contract type name	GDS Contract
Purpose of contract	General
Contract start date	03/12/2007
Contract end date	

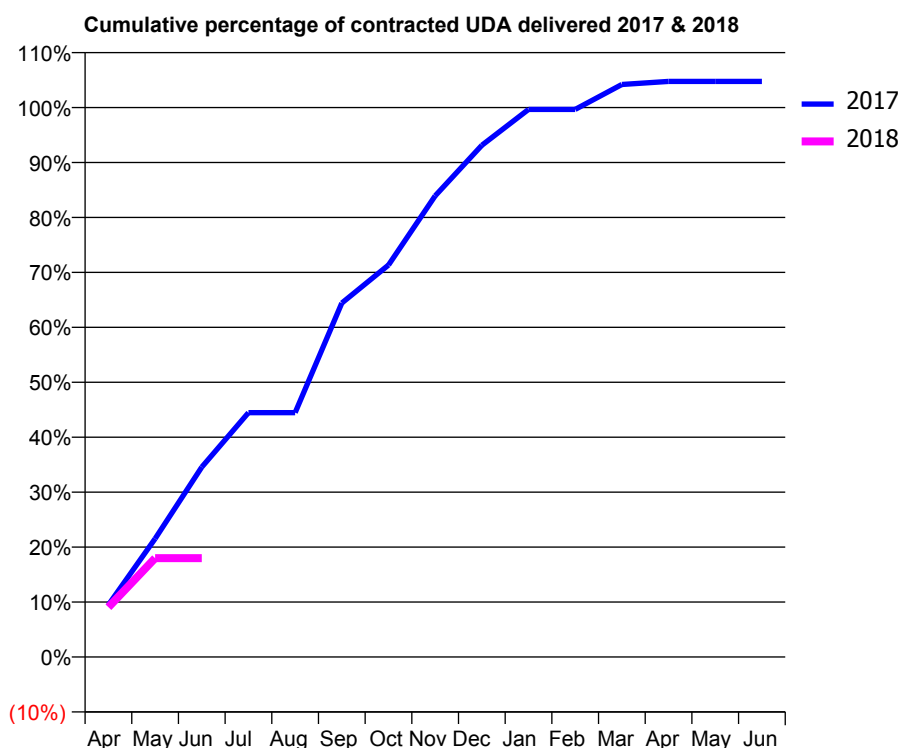
17/18 Contracted general activity (UDA)	707
Carry forward general activity (UDA)	0
17/18 Contracted orthodontic activity (UOA)	0
Carry forward orthodontic activity (UOA)	0
Baseline contract value	£19,999.09

ACCESS*

Patients seen in 24 months	Total	Change since previous quarter
Quarter ending June 2016	435	
Quarter ending September 2016	443	→
Quarter ending December 2016	427	↓
Quarter ending March 2017	412	↓
Quarter ending June 2017	412	→
Variance since June 2016	(5.3%)	↓



ACTIVITY



Adjusted Scheduled Activity (UDA)		
Month	2017	2018
April	67	64
May	152	127
June	244	127
July	314	
August	314	
September	455	
October	504	
November	593	
December	658	
January	705	
February	705	
March	737	
April	741	
May	741	
June	741	

QUALITY

	Quantity	Base Number	Contract	AT	Region	England
% of FP17s for the same patient ID Re-attending within 3 months - Children	2	93	2.2%	11.8%	11.6%	12.0%
% of FP17s for the same patient ID Re-attending within 3 months - Adults	0	0	N/A	16.4%	15.9%	16.0%
% of FP17s for the same patient ID Re-attending between 3 & 9 months - Children	47	93	50.5%	55.3%	60.4%	58.0%
% of FP17s for the same patient ID Re-attending between 3 & 9 months - Adults	0	0	N/A	48.9%	52.3%	50.9%
% of FP17s for Band 1 Urgent Courses	1	91	1.1%	10.6%	9.5%	9.1%
% of FP17s Relating to Free Repair or Replacements	0	91	0.0%	0.6%	0.7%	0.8%
% of FP17s Relating to Continuations	0	91	0.0%	0.8%	1.0%	1.1%
% of Patients satisfied with the dentistry they have received	0	0	N/A	90.0%	91.9%	91.7%
% of Patients satisfied with the time they had to wait for an appointment	0	0	N/A	87.2%	88.0%	88.0%

* This is based on patients treated on this contract for their most recent course of treatment. Figures in italics indicate the base number of FP17s or Patient Questionnaire responses are less than 100. N/A is shown where the base number of responses is less than 10 during the period. % is calculated as Quantity/Base number*100

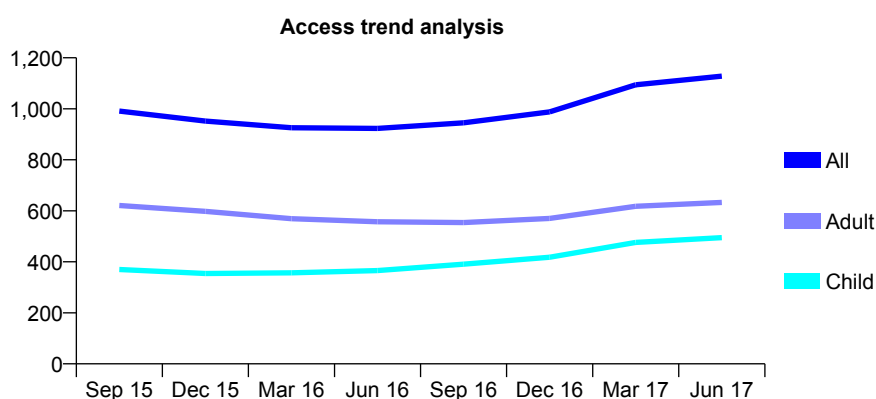
Q67 - Vital Signs At a Glance Contract Report for 952869/0001 - June 2017

Name or company name	MISS MF LOGUE
Contract type name	GDS Contract
Purpose of contract	General
Contract start date	01/04/2006
Contract end date	

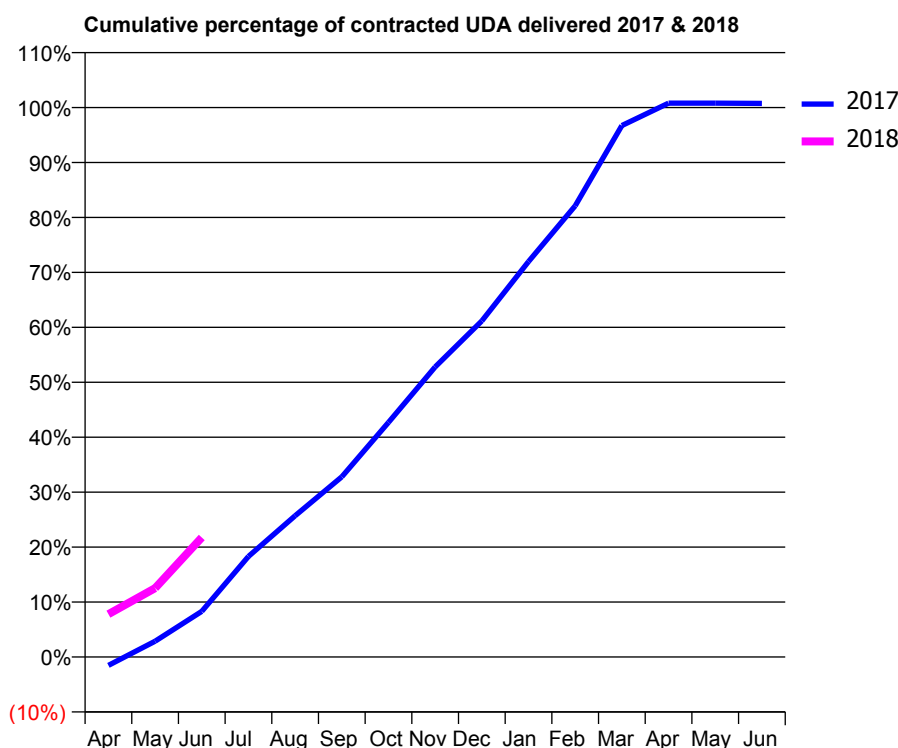
17/18 Contracted general activity (UDA)	3,624
Carry forward general activity (UDA)	0
17/18 Contracted orthodontic activity (UOA)	0
Carry forward orthodontic activity (UOA)	0
Baseline contract value	£88,608.24

ACCESS*

Patients seen in 24 months	Total	Change since previous quarter
Quarter ending June 2016	923	
Quarter ending September 2016	945	↑
Quarter ending December 2016	988	↑
Quarter ending March 2017	1,094	↑
Quarter ending June 2017	1,128	↑
Variance since June 2016	22.2%	↑



ACTIVITY



Adjusted Scheduled Activity (UDA)		
Month	2017	2018
April	-56	283
May	104	455
June	302	788
July	663	
August	932	
September	1,188	
October	1,547	
November	1,913	
December	2,217	
January	2,608	
February	2,976	
March	3,505	
April	3,653	
May	3,653	
June	3,651	

QUALITY

	Quantity	Base Number	Contract	AT	Region	England
% of FP17s for the same patient ID Re-attending within 3 months - Children	27	216	12.5%	11.8%	11.6%	12.0%
% of FP17s for the same patient ID Re-attending within 3 months - Adults	46	210	21.9%	16.4%	15.9%	16.0%
% of FP17s for the same patient ID Re-attending between 3 & 9 months - Children	115	216	53.2%	55.3%	60.4%	58.0%
% of FP17s for the same patient ID Re-attending between 3 & 9 months - Adults	98	210	46.7%	48.9%	52.3%	50.9%
% of FP17s for Band 1 Urgent Courses	45	370	12.2%	10.6%	9.5%	9.1%
% of FP17s Relating to Free Repair or Replacements	2	370	0.5%	0.6%	0.7%	0.8%
% of FP17s Relating to Continuations	2	370	0.5%	0.8%	1.0%	1.1%
% of Patients satisfied with the dentistry they have received	2	2	N/A	90.0%	91.9%	91.7%
% of Patients satisfied with the time they had to wait for an appointment	2	2	N/A	87.2%	88.0%	88.0%

* This is based on patients treated on this contract for their most recent course of treatment. Figures in italics indicate the base number of FP17s or Patient Questionnaire responses are less than 100. N/A is shown where the base number of responses is less than 10 during the period. % is calculated as Quantity/Base number*100

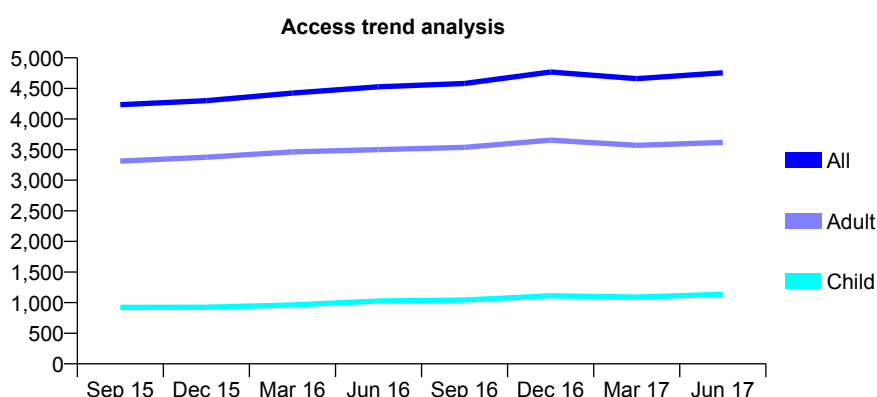
Q67 - Vital Signs At a Glance Contract Report for 953245/0001 - June 2017

Name or company name	MISS SR PHOTAY
Contract type name	GDS Contract
Purpose of contract	General
Contract start date	01/04/2012
Contract end date	

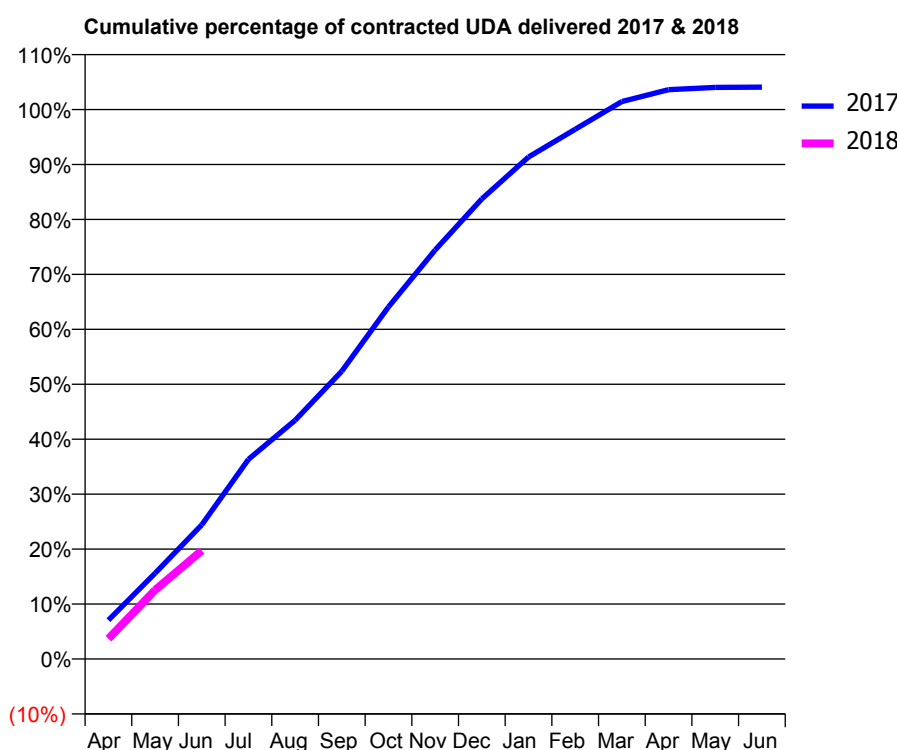
17/18 Contracted general activity (UDA)	11,840
Carry forward general activity (UDA)	0
17/18 Contracted orthodontic activity (UOA)	0
Carry forward orthodontic activity (UOA)	0
Baseline contract value	£373,267.36

ACCESS*

Patients seen in 24 months	Total	Change since previous quarter
Quarter ending June 2016	4,527	
Quarter ending September 2016	4,580	→
Quarter ending December 2016	4,767	↑
Quarter ending March 2017	4,659	↓
Quarter ending June 2017	4,754	↑
Variance since June 2016	5.0%	↑



ACTIVITY



Adjusted Scheduled Activity (UDA)		
Month	2017	2018
April	838	438
May	1,850	1,487
June	2,892	2,338
July	4,304	
August	5,144	
September	6,203	
October	7,586	
November	8,813	
December	9,913	
January	10,816	
February	11,413	
March	12,012	
April	12,267	
May	12,316	
June	12,322	

QUALITY

	Quantity	Base Number	Contract	AT	Region	England
% of FP17s for the same patient ID Re-attending within 3 months - Children	21	368	5.7%	11.8%	11.6%	12.0%
% of FP17s for the same patient ID Re-attending within 3 months - Adults	150	1,080	13.9%	16.4%	15.9%	16.0%
% of FP17s for the same patient ID Re-attending between 3 & 9 months - Children	171	368	46.5%	55.3%	60.4%	58.0%
% of FP17s for the same patient ID Re-attending between 3 & 9 months - Adults	505	1,080	46.8%	48.9%	52.3%	50.9%
% of FP17s for Band 1 Urgent Courses	150	1,060	14.2%	10.6%	9.5%	9.1%
% of FP17s Relating to Free Repair or Replacements	0	1,060	0.0%	0.6%	0.7%	0.8%
% of FP17s Relating to Continuations	4	1,060	0.4%	0.8%	1.0%	1.1%
% of Patients satisfied with the dentistry they have received	8	9	N/A	90.0%	91.9%	91.7%
% of Patients satisfied with the time they had to wait for an appointment	6	9	N/A	87.2%	88.0%	88.0%

* This is based on patients treated on this contract for their most recent course of treatment. Figures in italics indicate the base number of FP17s or Patient Questionnaire responses are less than 100. N/A is shown where the base number of responses is less than 10 during the period. % is calculated as Quantity/Base number*100

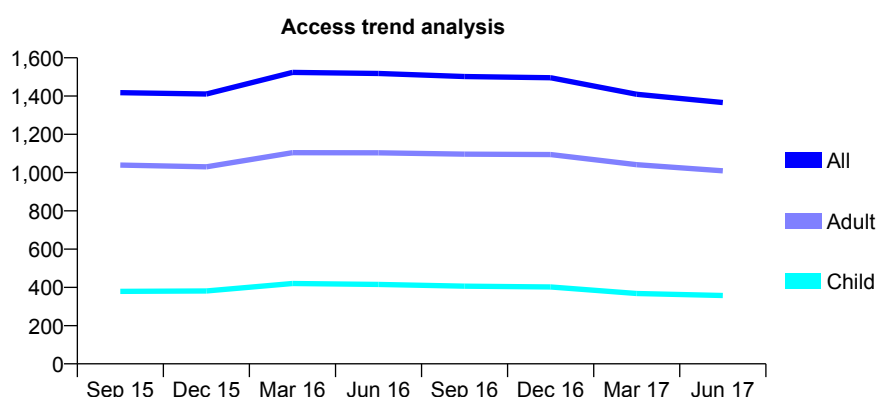
Q67 - Vital Signs At a Glance Contract Report for 961094/0001 - June 2017

Name or company name	MISS M FRAGGEDAKI
Contract type name	GDS Contract
Purpose of contract	General
Contract start date	01/04/2006
Contract end date	

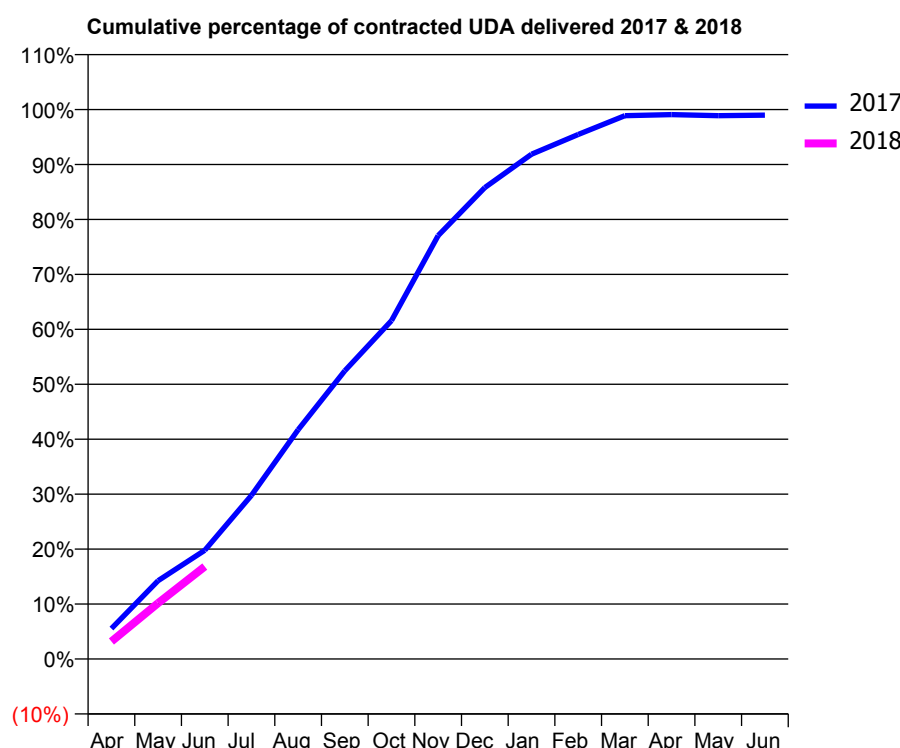
17/18 Contracted general activity (UDA)	4,938
Carry forward general activity (UDA)	0
17/18 Contracted orthodontic activity (UOA)	0
Carry forward orthodontic activity (UOA)	0
Baseline contract value	£120,736.04

ACCESS*

Patients seen in 24 months	Total	Change since previous quarter
Quarter ending June 2016	1,518	
Quarter ending September 2016	1,502	↓
Quarter ending December 2016	1,496	→
Quarter ending March 2017	1,409	↓
Quarter ending June 2017	1,366	↓
Variance since June 2016	(10.0%)	↓



ACTIVITY



Adjusted Scheduled Activity (UDA)		
Month	2017	2018
April	273	158
May	705	503
June	978	831
July	1,470	
August	2,061	
September	2,590	
October	3,041	
November	3,805	
December	4,237	
January	4,536	
February	4,714	
March	4,883	
April	4,892	
May	4,883	
June	4,887	

QUALITY

	Quantity	Base Number	Contract	AT	Region	England
% of FP17s for the same patient ID Re-attending within 3 months - Children	12	133	9.0%	11.8%	11.6%	12.0%
% of FP17s for the same patient ID Re-attending within 3 months - Adults	18	279	6.5%	16.4%	15.9%	16.0%
% of FP17s for the same patient ID Re-attending between 3 & 9 months - Children	88	133	66.2%	55.3%	60.4%	58.0%
% of FP17s for the same patient ID Re-attending between 3 & 9 months - Adults	196	279	70.3%	48.9%	52.3%	50.9%
% of FP17s for Band 1 Urgent Courses	28	403	6.9%	10.6%	9.5%	9.1%
% of FP17s Relating to Free Repair or Replacements	8	403	2.0%	0.6%	0.7%	0.8%
% of FP17s Relating to Continuations	1	403	0.2%	0.8%	1.0%	1.1%
% of Patients satisfied with the dentistry they have received	12	13	92.3%	90.0%	91.9%	91.7%
% of Patients satisfied with the time they had to wait for an appointment	13	13	100.0%	87.2%	88.0%	88.0%

* This is based on patients treated on this contract for their most recent course of treatment. Figures in italics indicate the base number of FP17s or Patient Questionnaire responses are less than 100. N/A is shown where the base number of responses is less than 10 during the period. % is calculated as Quantity/Base number*100

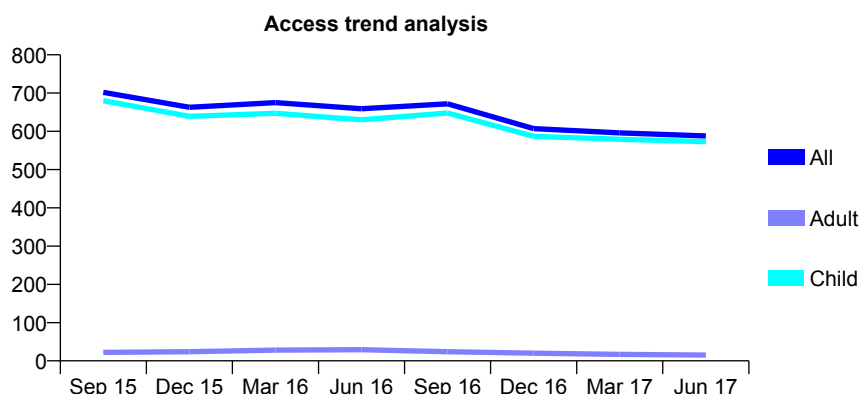
Q67 - Vital Signs At a Glance Contract Report for 961094/0002 - June 2017

Name or company name	Raines and Szymczak
Contract type name	GDS Contract
Purpose of contract	General
Contract start date	17/12/2006
Contract end date	

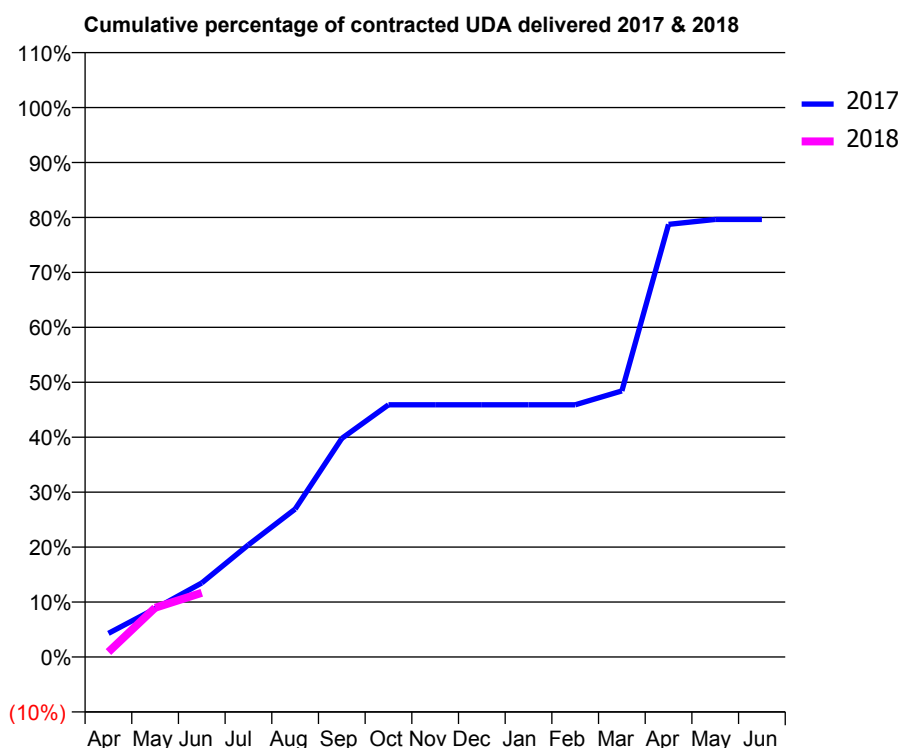
17/18 Contracted general activity (UDA)	770
Carry forward general activity (UDA)	0
17/18 Contracted orthodontic activity (UOA)	0
Carry forward orthodontic activity (UOA)	0
Baseline contract value	£18,826.80

ACCESS*

Patients seen in 24 months	Total	Change since previous quarter
Quarter ending June 2016	659	
Quarter ending September 2016	672	→
Quarter ending December 2016	607	↓
Quarter ending March 2017	596	↓
Quarter ending June 2017	588	↓
Variance since June 2016	(10.8%)	↓



ACTIVITY



Adjusted Scheduled Activity (UDA)		
Month	2017	2018
April	33	7
May	68	69
June	104	90
July	157	
August	207	
September	306	
October	353	
November	353	
December	353	
January	353	
February	353	
March	373	
April	606	
May	613	
June	613	

QUALITY

	Quantity	Base Number	Contract	AT	Region	England
% of FP17s for the same patient ID Re-attending within 3 months - Children	9	269	3.3%	11.8%	11.6%	12.0%
% of FP17s for the same patient ID Re-attending within 3 months - Adults	0	0	N/A	16.4%	15.9%	16.0%
% of FP17s for the same patient ID Re-attending between 3 & 9 months - Children	57	269	21.2%	55.3%	60.4%	58.0%
% of FP17s for the same patient ID Re-attending between 3 & 9 months - Adults	0	0	N/A	48.9%	52.3%	50.9%
% of FP17s for Band 1 Urgent Courses	0	68	0.0%	10.6%	9.5%	9.1%
% of FP17s Relating to Free Repair or Replacements	0	68	0.0%	0.6%	0.7%	0.8%
% of FP17s Relating to Continuations	0	68	0.0%	0.8%	1.0%	1.1%
% of Patients satisfied with the dentistry they have received	1	1	N/A	90.0%	91.9%	91.7%
% of Patients satisfied with the time they had to wait for an appointment	0	1	N/A	87.2%	88.0%	88.0%

* This is based on patients treated on this contract for their most recent course of treatment. Figures in italics indicate the base number of FP17s or Patient Questionnaire responses are less than 100. N/A is shown where the base number of responses is less than 10 during the period. % is calculated as Quantity/Base number*100

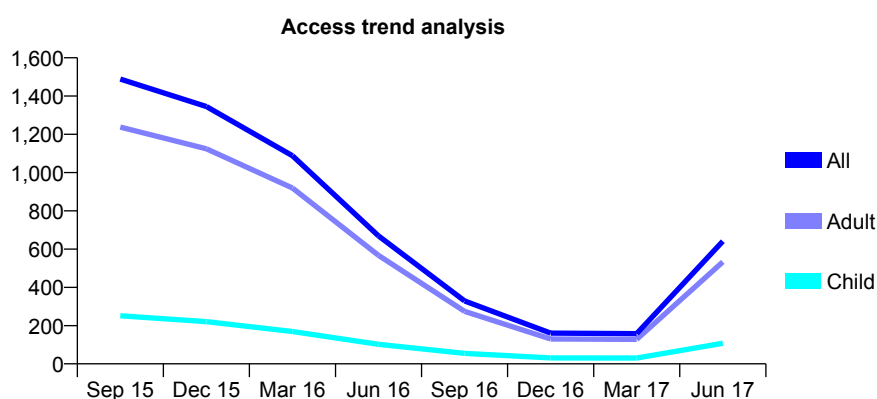
Q67 - Vital Signs At a Glance Contract Report for 963704/0001 - June 2017

Name or company name	MRS MS OPIE
Contract type name	GDS Contract
Purpose of contract	General
Contract start date	01/04/2006
Contract end date	

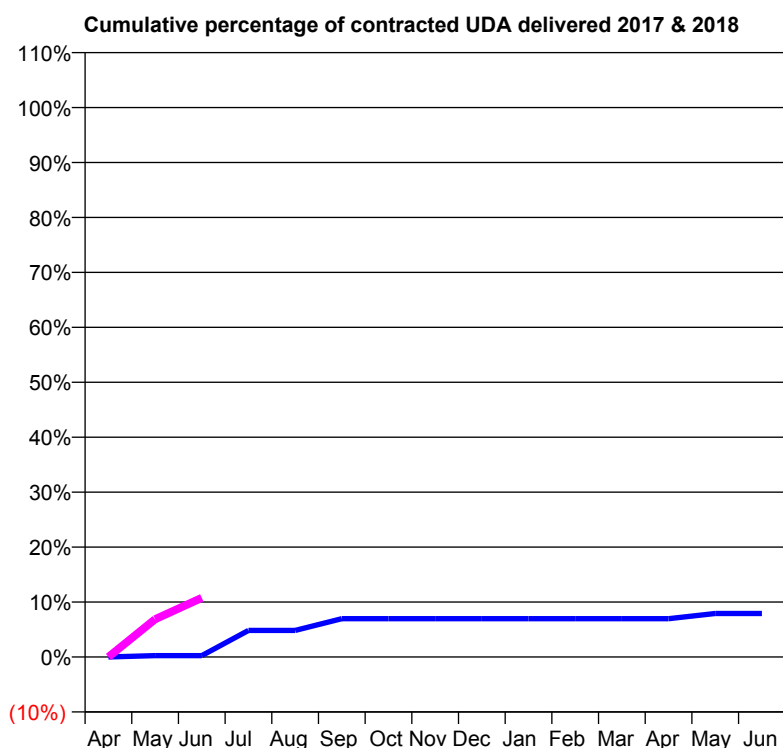
17/18 Contracted general activity (UDA)	6,729
Carry forward general activity (UDA)	0
17/18 Contracted orthodontic activity (UOA)	0
Carry forward orthodontic activity (UOA)	0
Baseline contract value	£149,549.53

ACCESS*

Patients seen in 24 months	Total	Change since previous quarter
Quarter ending June 2016	669	
Quarter ending September 2016	329	↓
Quarter ending December 2016	161	↓
Quarter ending March 2017	158	↓
Quarter ending June 2017	641	↑
Variance since June 2016	(4.2%)	↓



ACTIVITY



Month	Adjusted Scheduled Activity (UDA)	
	2017	2018
April	0	0
May	17	463
June	17	725
July	325	
August	325	
September	470	
October	470	
November	470	
December	470	
January	470	
February	470	
March	470	
April	470	
May	533	
June	533	

QUALITY

	Quantity	Base Number	Contract	AT	Region	England
% of FP17s for the same patient ID Re-attending within 3 months - Children	2	81	2.5%	11.8%	11.6%	12.0%
% of FP17s for the same patient ID Re-attending within 3 months - Adults	15	379	4.0%	16.4%	15.9%	16.0%
% of FP17s for the same patient ID Re-attending between 3 & 9 months - Children	0	81	0.0%	55.3%	60.4%	58.0%
% of FP17s for the same patient ID Re-attending between 3 & 9 months - Adults	5	379	1.3%	48.9%	52.3%	50.9%
% of FP17s for Band 1 Urgent Courses	43	417	10.3%	10.6%	9.5%	9.1%
% of FP17s Relating to Free Repair or Replacements	0	417	0.0%	0.6%	0.7%	0.8%
% of FP17s Relating to Continuations	0	417	0.0%	0.8%	1.0%	1.1%
% of Patients satisfied with the dentistry they have received	4	4	N/A	90.0%	91.9%	91.7%
% of Patients satisfied with the time they had to wait for an appointment	4	4	N/A	87.2%	88.0%	88.0%

* This is based on patients treated on this contract for their most recent course of treatment. Figures in italics indicate the base number of FP17s or Patient Questionnaire responses are less than 100. N/A is shown where the base number of responses is less than 10 during the period. % is calculated as Quantity/Base number*100

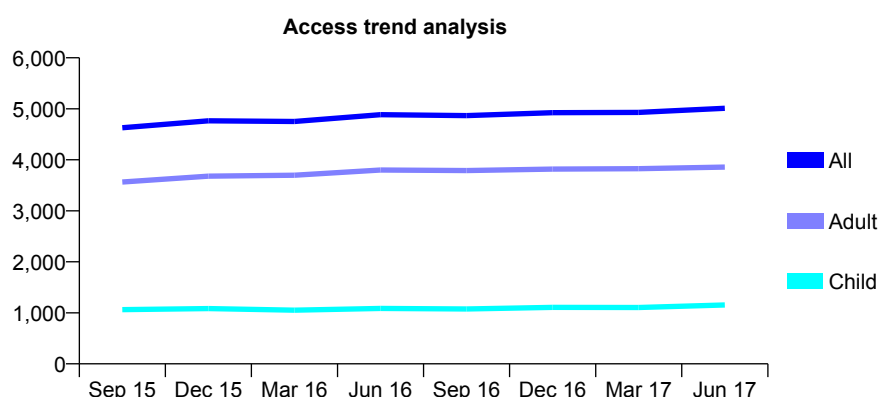
Q67 - Vital Signs At a Glance Contract Report for 963984/0001 - June 2017

Name or company name	MR OB ADESANYA
Contract type name	GDS Contract
Purpose of contract	General
Contract start date	01/01/2007
Contract end date	

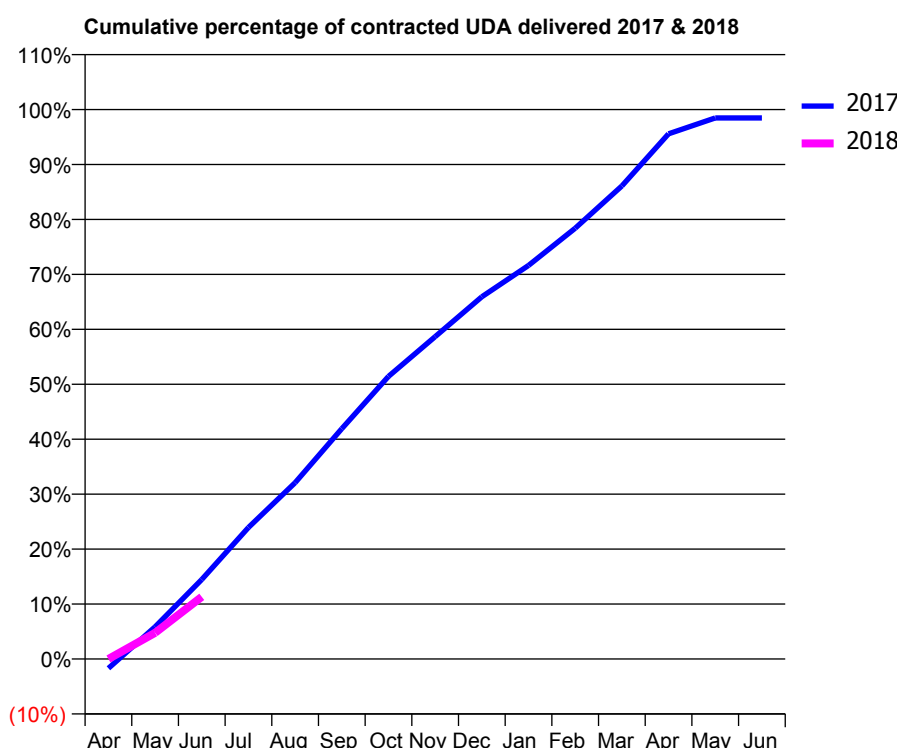
17/18 Contracted general activity (UDA)	11,562
Carry forward general activity (UDA)	0
17/18 Contracted orthodontic activity (UOA)	0
Carry forward orthodontic activity (UOA)	0
Baseline contract value	£371,887.04

ACCESS*

Patients seen in 24 months	Total	Change since previous quarter
Quarter ending June 2016	4,885	
Quarter ending September 2016	4,867	→
Quarter ending December 2016	4,925	→
Quarter ending March 2017	4,930	→
Quarter ending June 2017	5,010	→
Variance since June 2016	2.6%	↑



ACTIVITY



Adjusted Scheduled Activity (UDA)		
Month	2017	2018
April	-199	0
May	678	552
June	1,673	1,309
July	2,767	
August	3,710	
September	4,848	
October	5,946	
November	6,783	
December	7,621	
January	8,281	
February	9,063	
March	9,954	
April	11,051	
May	11,384	
June	11,384	

QUALITY

	Quantity	Base Number	Contract	AT	Region	England
% of FP17s for the same patient ID Re-attending within 3 months - Children	18	430	4.2%	11.8%	11.6%	12.0%
% of FP17s for the same patient ID Re-attending within 3 months - Adults	203	1,171	17.3%	16.4%	15.9%	16.0%
% of FP17s for the same patient ID Re-attending between 3 & 9 months - Children	205	430	47.7%	55.3%	60.4%	58.0%
% of FP17s for the same patient ID Re-attending between 3 & 9 months - Adults	424	1,171	36.2%	48.9%	52.3%	50.9%
% of FP17s for Band 1 Urgent Courses	167	806	20.7%	10.6%	9.5%	9.1%
% of FP17s Relating to Free Repair or Replacements	0	806	0.0%	0.6%	0.7%	0.8%
% of FP17s Relating to Continuations	1	806	0.1%	0.8%	1.0%	1.1%
% of Patients satisfied with the dentistry they have received	2	2	N/A	90.0%	91.9%	91.7%
% of Patients satisfied with the time they had to wait for an appointment	2	2	N/A	87.2%	88.0%	88.0%

* This is based on patients treated on this contract for their most recent course of treatment. Figures in italics indicate the base number of FP17s or Patient Questionnaire responses are less than 100. N/A is shown where the base number of responses is less than 10 during the period. % is calculated as Quantity/Base number*100

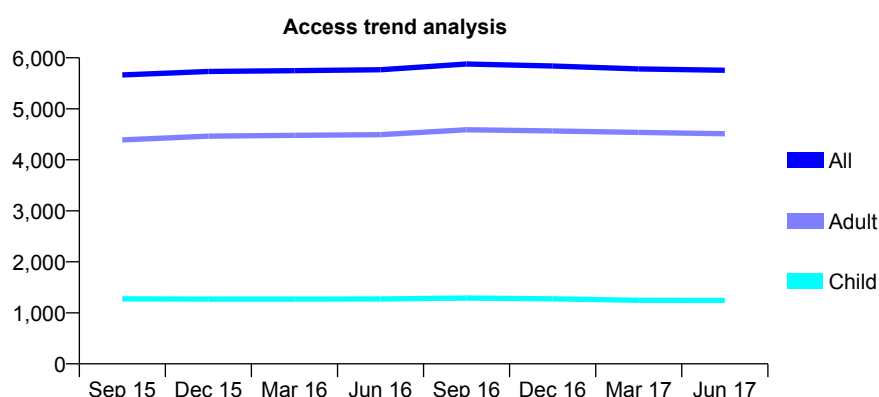
Q67 - Vital Signs At a Glance Contract Report for 966878/0001 - June 2017

Name or company name	MR GS AL-QURAISHI
Contract type name	GDS Contract
Purpose of contract	General
Contract start date	01/10/2013
Contract end date	

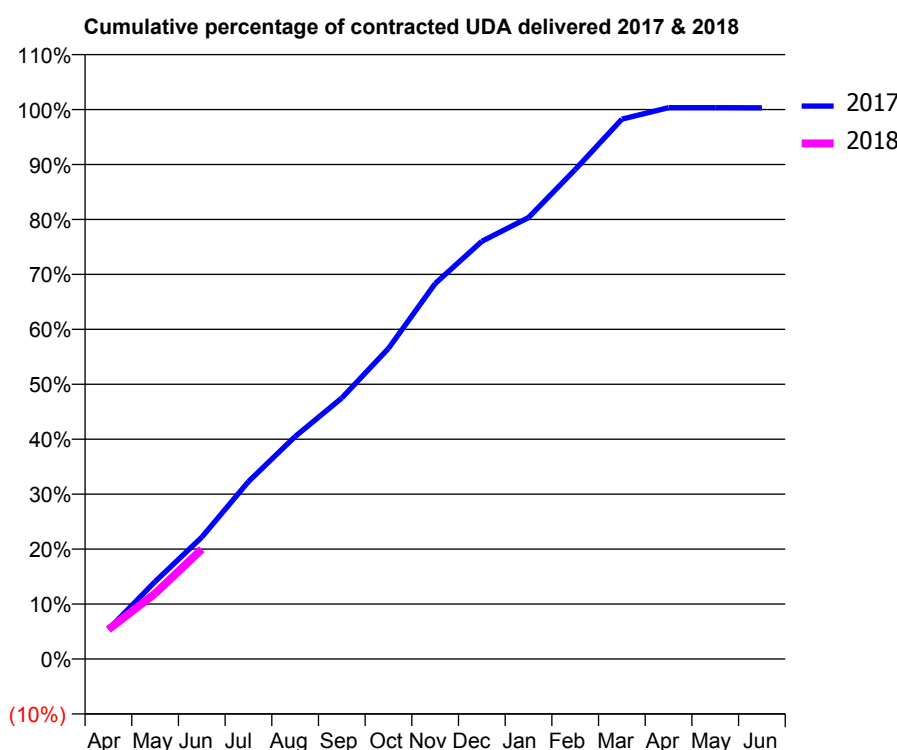
17/18 Contracted general activity (UDA)	16,360
Carry forward general activity (UDA)	0
17/18 Contracted orthodontic activity (UOA)	0
Carry forward orthodontic activity (UOA)	0
Baseline contract value	£363,612.08

ACCESS*

Patients seen in 24 months	Total	Change since previous quarter
Quarter ending June 2016	5,765	
Quarter ending September 2016	5,879	→
Quarter ending December 2016	5,839	→
Quarter ending March 2017	5,783	→
Quarter ending June 2017	5,755	→
Variance since June 2016	(0.2%)	→



ACTIVITY



Adjusted Scheduled Activity (UDA)		
Month	2017	2018
April	885	879
May	2,304	1,951
June	3,626	3,270
July	5,282	
August	6,623	
September	7,771	
October	9,250	
November	11,179	
December	12,437	
January	13,144	
February	14,572	
March	16,072	
April	16,415	
May	16,414	
June	16,411	

QUALITY

	Quantity	Base Number	Contract	AT	Region	England
% of FP17s for the same patient ID Re-attending within 3 months - Children	10	403	2.5%	11.8%	11.6%	12.0%
% of FP17s for the same patient ID Re-attending within 3 months - Adults	138	1,165	11.8%	16.4%	15.9%	16.0%
% of FP17s for the same patient ID Re-attending between 3 & 9 months - Children	217	403	53.8%	55.3%	60.4%	58.0%
% of FP17s for the same patient ID Re-attending between 3 & 9 months - Adults	387	1,165	33.2%	48.9%	52.3%	50.9%
% of FP17s for Band 1 Urgent Courses	82	1,329	6.2%	10.6%	9.5%	9.1%
% of FP17s Relating to Free Repair or Replacements	2	1,329	0.2%	0.6%	0.7%	0.8%
% of FP17s Relating to Continuations	21	1,329	1.6%	0.8%	1.0%	1.1%
% of Patients satisfied with the dentistry they have received	18	21	85.7%	90.0%	91.9%	91.7%
% of Patients satisfied with the time they had to wait for an appointment	19	21	90.5%	87.2%	88.0%	88.0%

* This is based on patients treated on this contract for their most recent course of treatment. Figures in italics indicate the base number of FP17s or Patient Questionnaire responses are less than 100. N/A is shown where the base number of responses is less than 10 during the period. % is calculated as Quantity/Base number*100

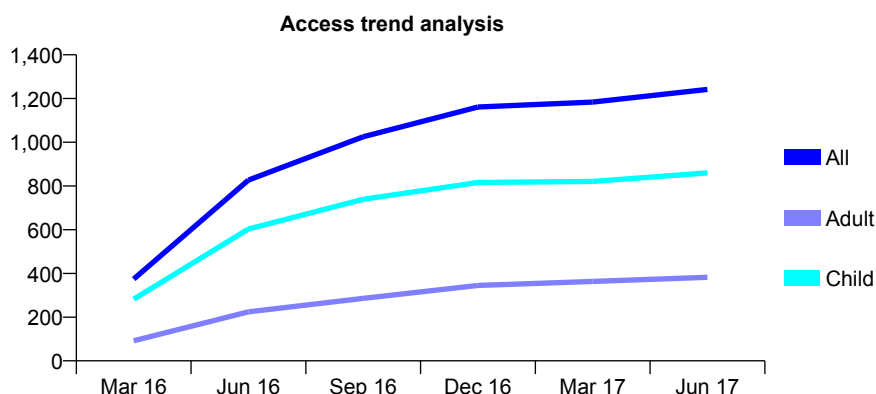
Q67 - Vital Signs At a Glance Contract Report for 999873/0001 - June 2017

Name or company name	MS B Goldin
Contract type name	GDS Contract
Purpose of contract	General and Orthodontic
Contract start date	31/12/2015
Contract end date	

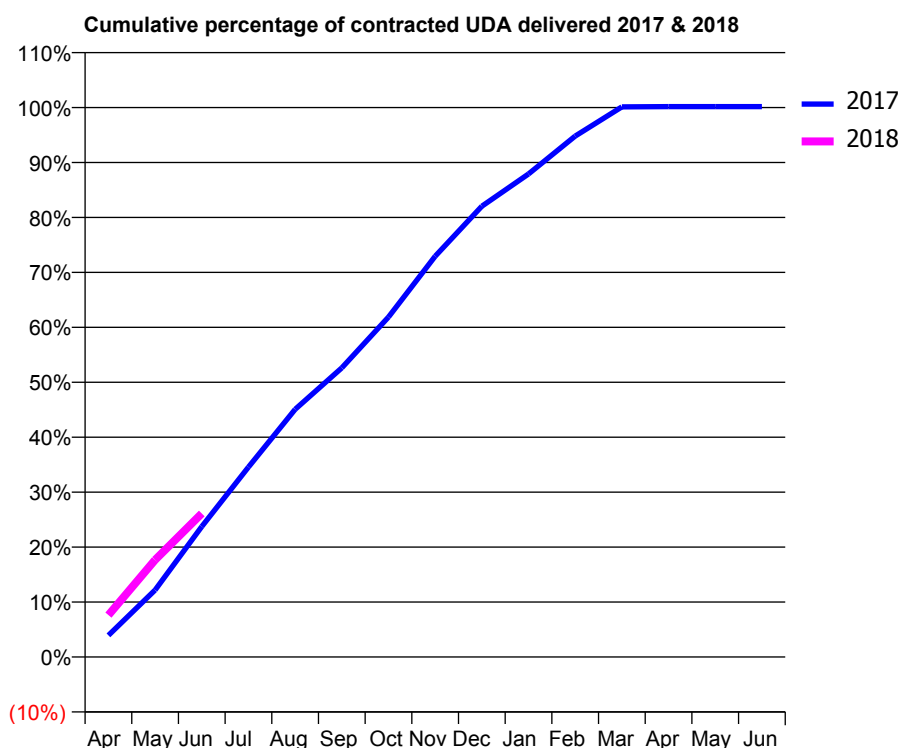
17/18 Contracted general activity (UDA)	2,796
Carry forward general activity (UDA)	0
17/18 Contracted orthodontic activity (UOA)	0
Carry forward orthodontic activity (UOA)	0
Baseline contract value	£62,572.61

ACCESS*

Patients seen in 24 months	Total	Change since previous quarter
Quarter ending June 2016	827	
Quarter ending September 2016	1,025	↑
Quarter ending December 2016	1,161	↑
Quarter ending March 2017	1,184	→
Quarter ending June 2017	1,242	↑
Variance since June 2016	50.2%	↑



ACTIVITY



Adjusted Scheduled Activity (UDA)		
Month	2017	2018
April	105	214
May	325	494
June	634	730
July	922	
August	1,202	
September	1,403	
October	1,650	
November	1,945	
December	2,188	
January	2,344	
February	2,528	
March	2,670	
April	2,671	
May	2,671	
June	2,671	

QUALITY

	Quantity	Base Number	Contract	AT	Region	England
% of FP17s for the same patient ID Re-attending within 3 months - Children	18	401	4.5%	11.8%	11.6%	12.0%
% of FP17s for the same patient ID Re-attending within 3 months - Adults	14	139	10.1%	16.4%	15.9%	16.0%
% of FP17s for the same patient ID Re-attending between 3 & 9 months - Children	245	401	61.1%	55.3%	60.4%	58.0%
% of FP17s for the same patient ID Re-attending between 3 & 9 months - Adults	97	139	69.8%	48.9%	52.3%	50.9%
% of FP17s for Band 1 Urgent Courses	17	539	3.2%	10.6%	9.5%	9.1%
% of FP17s Relating to Free Repair or Replacements	0	539	0.0%	0.6%	0.7%	0.8%
% of FP17s Relating to Continuations	5	539	0.9%	0.8%	1.0%	1.1%
% of Patients satisfied with the dentistry they have received	4	4	N/A	90.0%	91.9%	91.7%
% of Patients satisfied with the time they had to wait for an appointment	4	4	N/A	87.2%	88.0%	88.0%

* This is based on patients treated on this contract for their most recent course of treatment. Figures in italics indicate the base number of FP17s or Patient Questionnaire responses are less than 100. N/A is shown where the base number of responses is less than 10 during the period. % is calculated as Quantity/Base number*100

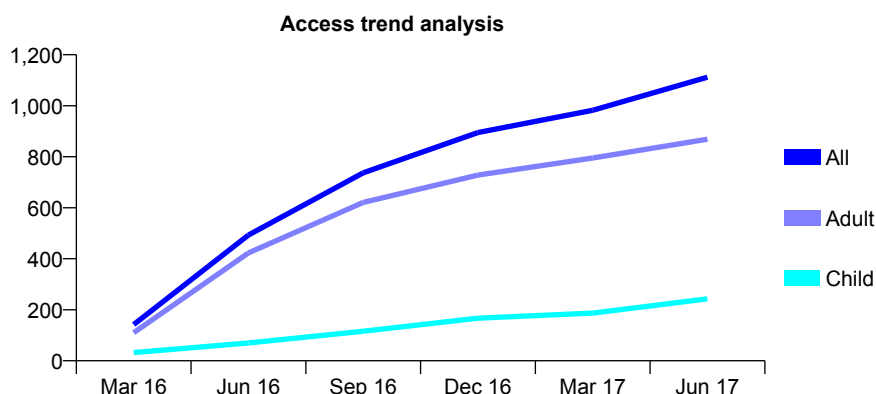
Q68 - Vital Signs At a Glance Contract Report for 100012/0000 - June 2017

Name or company name	Ruta Lagunaite
Contract type name	GDS Contract
Purpose of contract	General
Contract start date	01/03/2016
Contract end date	

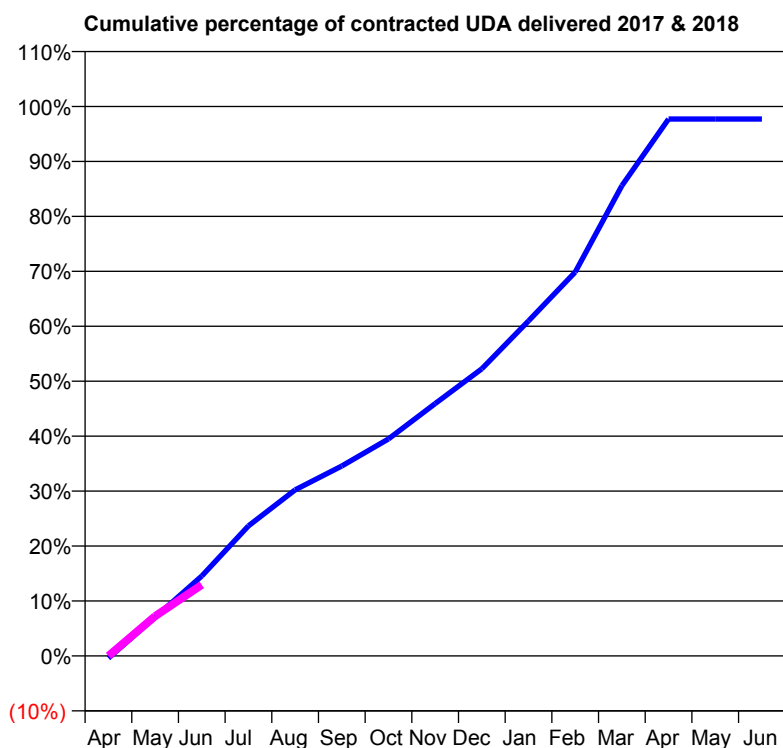
17/18 Contracted general activity (UDA)	5,009
Carry forward general activity (UDA)	0
17/18 Contracted orthodontic activity (UOA)	0
Carry forward orthodontic activity (UOA)	0
Baseline contract value	£132,023.20

ACCESS*

Patients seen in 24 months	Total	Change since previous quarter
Quarter ending June 2016	493	
Quarter ending September 2016	737	↑
Quarter ending December 2016	895	↑
Quarter ending March 2017	982	↑
Quarter ending June 2017	1,112	↑
Variance since June 2016	125.6%	↑



ACTIVITY



Month	Adjusted Scheduled Activity (UDA)	
	2017	2018
April	-21	0
May	353	363
June	729	648
July	1,186	
August	1,514	
September	1,732	
October	1,978	
November	2,300	
December	2,618	
January	3,054	
February	3,499	
March	4,286	
April	4,895	
May	4,895	
June	4,895	

QUALITY

	Quantity	Base Number	Contract	AT	Region	England
% of FP17s for the same patient ID Re-attending within 3 months - Children	8	98	8.2%	9.4%	11.6%	12.0%
% of FP17s for the same patient ID Re-attending within 3 months - Adults	79	326	24.2%	15.1%	15.9%	16.0%
% of FP17s for the same patient ID Re-attending between 3 & 9 months - Children	37	98	37.8%	59.5%	60.4%	58.0%
% of FP17s for the same patient ID Re-attending between 3 & 9 months - Adults	135	326	41.4%	51.8%	52.3%	50.9%
% of FP17s for Band 1 Urgent Courses	21	316	6.6%	9.5%	9.5%	9.1%
% of FP17s Relating to Free Repair or Replacements	0	316	0.0%	0.6%	0.7%	0.8%
% of FP17s Relating to Continuations	5	316	1.6%	1.0%	1.0%	1.1%
% of Patients satisfied with the dentistry they have received	17	17	100.0%	90.8%	91.9%	91.7%
% of Patients satisfied with the time they had to wait for an appointment	17	17	100.0%	87.8%	88.0%	88.0%

* This is based on patients treated on this contract for their most recent course of treatment. Figures in italics indicate the base number of FP17s or Patient Questionnaire responses are less than 100. N/A is shown where the base number of responses is less than 10 during the period. % is calculated as Quantity/Base number*100

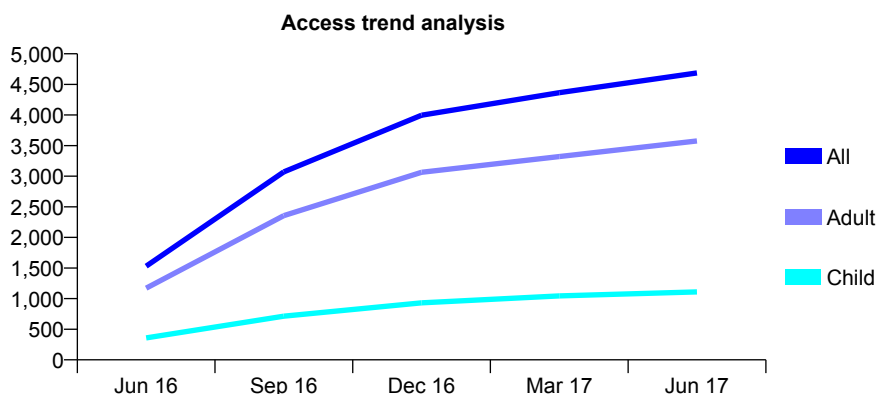
Q68 - Vital Signs At a Glance Contract Report for 100057/0000 - June 2017

Name or company name	Battle Road Dental Practice
Contract type name	GDS Contract
Purpose of contract	General
Contract start date	01/04/2016
Contract end date	

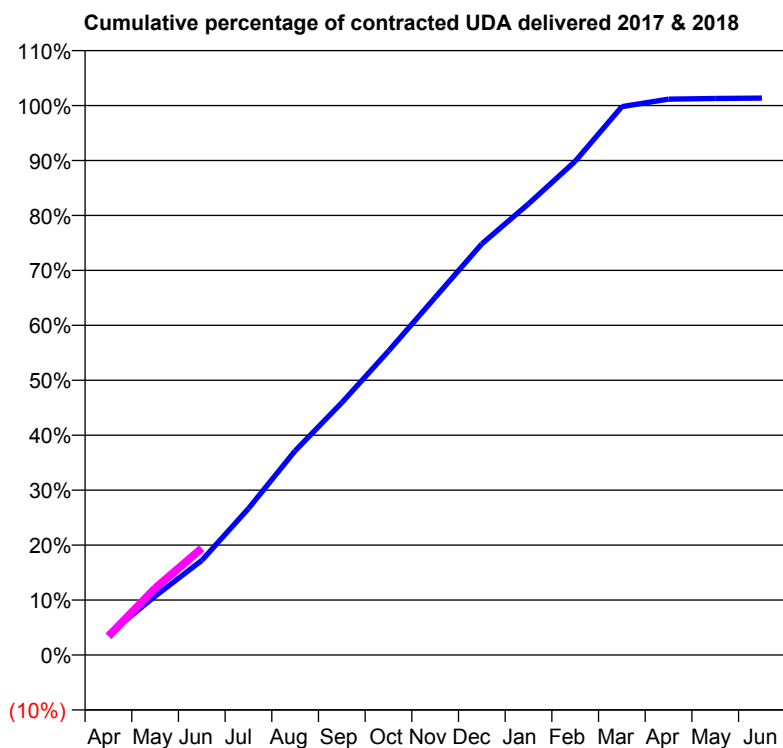
17/18 Contracted general activity (UDA)	16,312
Carry forward general activity (UDA)	0
17/18 Contracted orthodontic activity (UOA)	0
Carry forward orthodontic activity (UOA)	0
Baseline contract value	£449,244.18

ACCESS*

Patients seen in 24 months	Total	Change since previous quarter
Quarter ending June 2016	1,530	
Quarter ending September 2016	3,070	↑
Quarter ending December 2016	3,996	↑
Quarter ending March 2017	4,366	↑
Quarter ending June 2017	4,687	↑
Variance since June 2016	206.3%	↑



ACTIVITY



Adjusted Scheduled Activity (UDA)		
Month	2017	2018
April	612	555
May	1,747	1,979
June	2,807	3,170
July	4,350	
August	6,061	
September	7,490	
October	9,021	
November	10,614	
December	12,206	
January	13,392	
February	14,656	
March	16,278	
April	16,499	
May	16,521	
June	16,533	

QUALITY

	Quantity	Base Number	Contract	AT	Region	England
% of FP17s for the same patient ID Re-attending within 3 months - Children	46	437	10.5%	9.4%	11.6%	12.0%
% of FP17s for the same patient ID Re-attending within 3 months - Adults	208	1,357	15.3%	15.1%	15.9%	16.0%
% of FP17s for the same patient ID Re-attending between 3 & 9 months - Children	253	437	57.9%	59.5%	60.4%	58.0%
% of FP17s for the same patient ID Re-attending between 3 & 9 months - Adults	733	1,357	54.0%	51.8%	52.3%	50.9%
% of FP17s for Band 1 Urgent Courses	266	1,677	15.9%	9.5%	9.5%	9.1%
% of FP17s Relating to Free Repair or Replacements	33	1,677	2.0%	0.6%	0.7%	0.8%
% of FP17s Relating to Continuations	17	1,677	1.0%	1.0%	1.0%	1.1%
% of Patients satisfied with the dentistry they have received	8	8	N/A	90.8%	91.9%	91.7%
% of Patients satisfied with the time they had to wait for an appointment	8	8	N/A	87.8%	88.0%	88.0%

* This is based on patients treated on this contract for their most recent course of treatment. Figures in italics indicate the base number of FP17s or Patient Questionnaire responses are less than 100. N/A is shown where the base number of responses is less than 10 during the period. % is calculated as Quantity/Base number*100

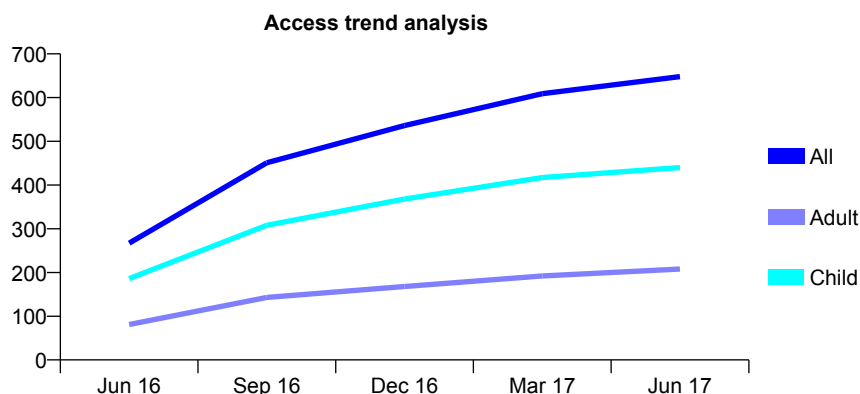
Q68 - Vital Signs At a Glance Contract Report for 100061/0000 - June 2017

Name or company name	MISS AR PATEL
Contract type name	GDS Contract
Purpose of contract	General
Contract start date	01/04/2016
Contract end date	

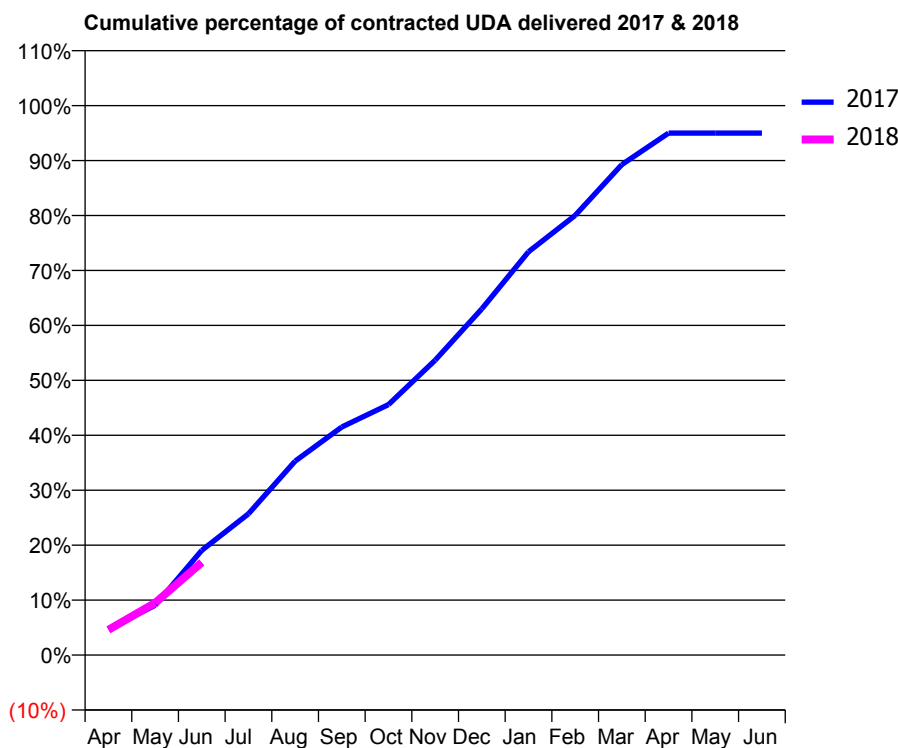
17/18 Contracted general activity (UDA)	2,109
Carry forward general activity (UDA)	0
17/18 Contracted orthodontic activity (UOA)	0
Carry forward orthodontic activity (UOA)	0
Baseline contract value	£55,145.47

ACCESS*

Patients seen in 24 months	Total	Change since previous quarter
Quarter ending June 2016	267	
Quarter ending September 2016	451	↑
Quarter ending December 2016	536	↑
Quarter ending March 2017	609	↑
Quarter ending June 2017	648	↑
Variance since June 2016	142.7%	↑



ACTIVITY



Adjusted Scheduled Activity (UDA)		
Month	2017	2018
April	99	97
May	191	201
June	402	356
July	542	
August	744	
September	876	
October	962	
November	1,132	
December	1,329	
January	1,548	
February	1,688	
March	1,882	
April	2,004	
May	2,004	
June	2,004	

QUALITY

	Quantity	Base Number	Contract	AT	Region	England
% of FP17s for the same patient ID Re-attending within 3 months - Children	28	212	13.2%	9.4%	11.6%	12.0%
% of FP17s for the same patient ID Re-attending within 3 months - Adults	11	78	14.1%	15.1%	15.9%	16.0%
% of FP17s for the same patient ID Re-attending between 3 & 9 months - Children	125	212	59.0%	59.5%	60.4%	58.0%
% of FP17s for the same patient ID Re-attending between 3 & 9 months - Adults	40	78	51.3%	51.8%	52.3%	50.9%
% of FP17s for Band 1 Urgent Courses	9	228	3.9%	9.5%	9.5%	9.1%
% of FP17s Relating to Free Repair or Replacements	0	228	0.0%	0.6%	0.7%	0.8%
% of FP17s Relating to Continuations	0	228	0.0%	1.0%	1.0%	1.1%
% of Patients satisfied with the dentistry they have received	0	0	N/A	90.8%	91.9%	91.7%
% of Patients satisfied with the time they had to wait for an appointment	0	0	N/A	87.8%	88.0%	88.0%

* This is based on patients treated on this contract for their most recent course of treatment. Figures in italics indicate the base number of FP17s or Patient Questionnaire responses are less than 100. N/A is shown where the base number of responses is less than 10 during the period. % is calculated as Quantity/Base number*100

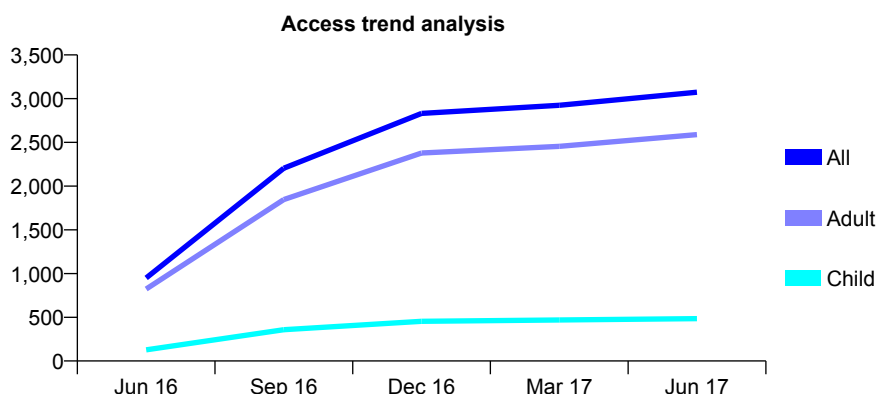
Q68 - Vital Signs At a Glance Contract Report for 100136/0000 - June 2017

Name or company name	MR JS KAILA
Contract type name	GDS Contract
Purpose of contract	General
Contract start date	01/04/2016
Contract end date	

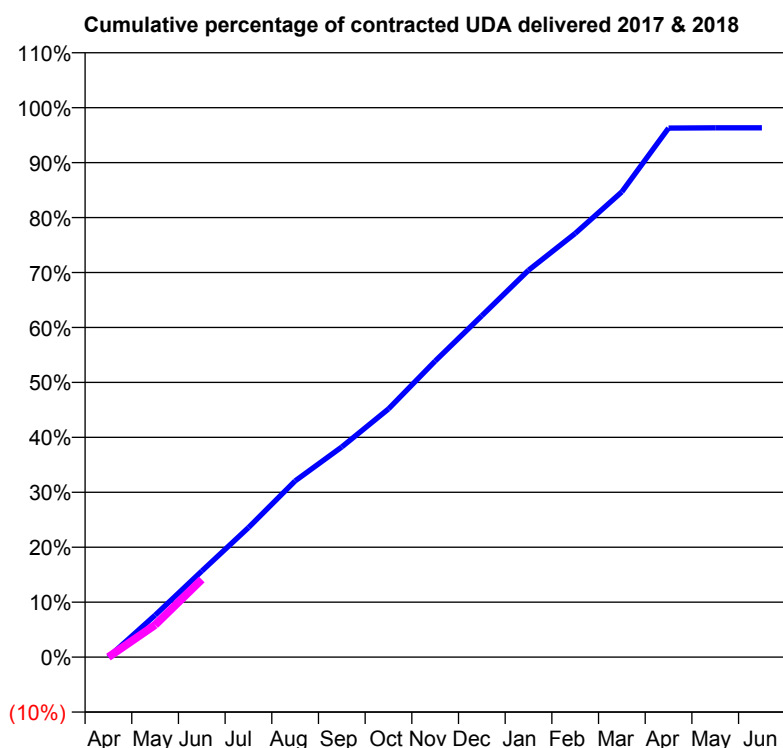
17/18 Contracted general activity (UDA)	11,791
Carry forward general activity (UDA)	0
17/18 Contracted orthodontic activity (UOA)	0
Carry forward orthodontic activity (UOA)	0
Baseline contract value	£301,668.65

ACCESS*

Patients seen in 24 months	Total	Change since previous quarter
Quarter ending June 2016	950	
Quarter ending September 2016	2,204	↑
Quarter ending December 2016	2,832	↑
Quarter ending March 2017	2,924	↑
Quarter ending June 2017	3,073	↑
Variance since June 2016	223.5%	↑



ACTIVITY



Month	Adjusted Scheduled Activity (UDA)	
	2017	2018
April	0	0
May	901	691
June	1,847	1,665
July	2,781	
August	3,781	
September	4,510	
October	5,327	
November	6,354	
December	7,326	
January	8,302	
February	9,092	
March	9,985	
April	11,353	
May	11,359	
June	11,359	

QUALITY

	Quantity	Base Number	Contract	AT	Region	England
% of FP17s for the same patient ID Re-attending within 3 months - Children	13	192	6.8%	9.4%	11.6%	12.0%
% of FP17s for the same patient ID Re-attending within 3 months - Adults	269	1,318	20.4%	15.1%	15.9%	16.0%
% of FP17s for the same patient ID Re-attending between 3 & 9 months - Children	134	192	69.8%	59.5%	60.4%	58.0%
% of FP17s for the same patient ID Re-attending between 3 & 9 months - Adults	824	1,318	62.5%	51.8%	52.3%	50.9%
% of FP17s for Band 1 Urgent Courses	92	863	10.7%	9.5%	9.5%	9.1%
% of FP17s Relating to Free Repair or Replacements	1	863	0.1%	0.6%	0.7%	0.8%
% of FP17s Relating to Continuations	32	863	3.7%	1.0%	1.0%	1.1%
% of Patients satisfied with the dentistry they have received	20	24	83.3%	90.8%	91.9%	91.7%
% of Patients satisfied with the time they had to wait for an appointment	22	24	91.7%	87.8%	88.0%	88.0%

* This is based on patients treated on this contract for their most recent course of treatment. Figures in italics indicate the base number of FP17s or Patient Questionnaire responses are less than 100. N/A is shown where the base number of responses is less than 10 during the period. % is calculated as Quantity/Base number*100

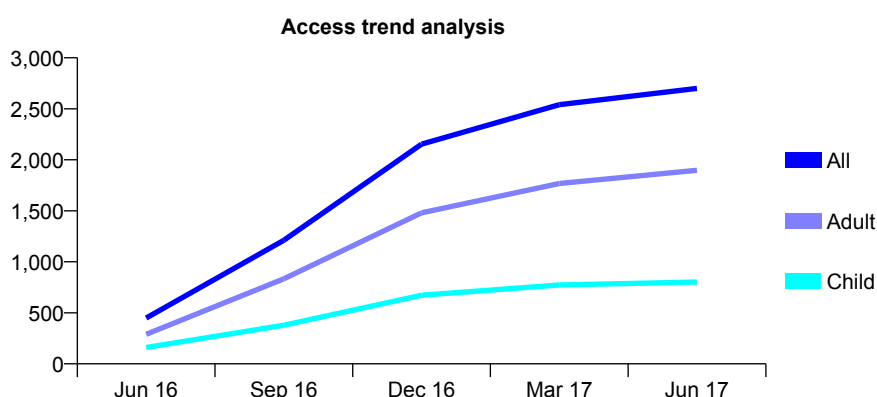
Q68 - Vital Signs At a Glance Contract Report for 100167/0000 - June 2017

Name or company name	ABC Dental Surgery Ltd
Contract type name	GDS Contract
Purpose of contract	General
Contract start date	01/06/2016
Contract end date	

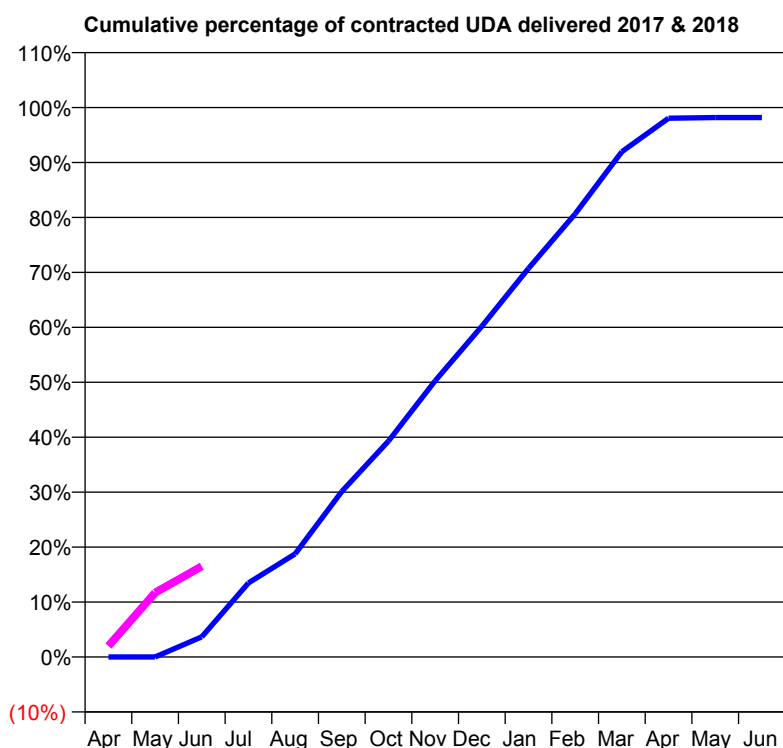
17/18 Contracted general activity (UDA)	13,371
Carry forward general activity (UDA)	0
17/18 Contracted orthodontic activity (UOA)	0
Carry forward orthodontic activity (UOA)	0
Baseline contract value	£336,612.61

ACCESS*

Patients seen in 24 months	Total	Change since previous quarter
Quarter ending June 2016	449	
Quarter ending September 2016	1,211	↑
Quarter ending December 2016	2,153	↑
Quarter ending March 2017	2,541	↑
Quarter ending June 2017	2,700	↑
Variance since June 2016	501.3%	↑



ACTIVITY



Adjusted Scheduled Activity (UDA)		
Month	2017	2018
April	0	268
May	0	1,566
June	408	2,208
July	1,503	
August	2,092	
September	3,357	
October	4,379	
November	5,602	
December	6,709	
January	7,882	
February	8,987	
March	10,248	
April	10,926	
May	10,939	
June	10,939	

QUALITY

	Quantity	Base Number	Contract	AT	Region	England
% of FP17s for the same patient ID Re-attending within 3 months - Children	31	304	10.2%	9.4%	11.6%	12.0%
% of FP17s for the same patient ID Re-attending within 3 months - Adults	124	788	15.7%	15.1%	15.9%	16.0%
% of FP17s for the same patient ID Re-attending between 3 & 9 months - Children	201	304	66.1%	59.5%	60.4%	58.0%
% of FP17s for the same patient ID Re-attending between 3 & 9 months - Adults	473	788	60.0%	51.8%	52.3%	50.9%
% of FP17s for Band 1 Urgent Courses	74	868	8.5%	9.5%	9.5%	9.1%
% of FP17s Relating to Free Repair or Replacements	8	868	0.9%	0.6%	0.7%	0.8%
% of FP17s Relating to Continuations	9	868	1.0%	1.0%	1.0%	1.1%
% of Patients satisfied with the dentistry they have received	6	6	N/A	90.8%	91.9%	91.7%
% of Patients satisfied with the time they had to wait for an appointment	6	6	N/A	87.8%	88.0%	88.0%

* This is based on patients treated on this contract for their most recent course of treatment. Figures in italics indicate the base number of FP17s or Patient Questionnaire responses are less than 100. N/A is shown where the base number of responses is less than 10 during the period. % is calculated as Quantity/Base number*100

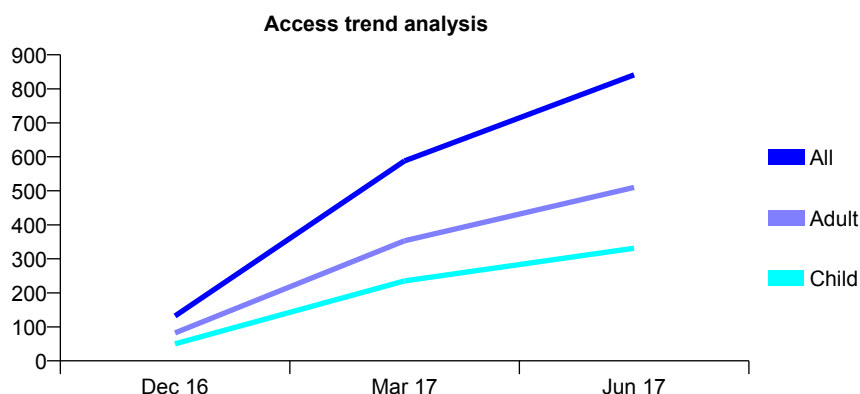
Q68 - Vital Signs At a Glance Contract Report for 100192/0000 - June 2017

Name or company name	Apex Dental Care Ltd
Contract type name	GDS Contract
Purpose of contract	General
Contract start date	01/04/2016
Contract end date	

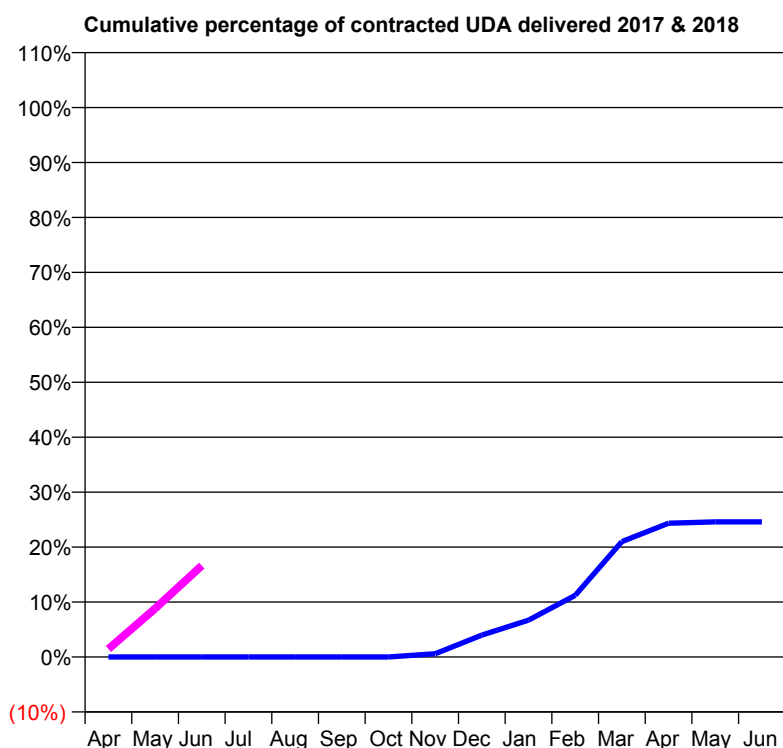
17/18 Contracted general activity (UDA)	5,000
Carry forward general activity (UDA)	0
17/18 Contracted orthodontic activity (UOA)	0
Carry forward orthodontic activity (UOA)	0
Baseline contract value	£135,937.27

ACCESS*

Patients seen in 24 months	Total	Change since previous quarter
Quarter ending June 2016	0	
Quarter ending September 2016	0	
Quarter ending December 2016	132	↑
Quarter ending March 2017	588	↑
Quarter ending June 2017	841	↑
Variance since June 2016	N/A	



ACTIVITY



Adjusted Scheduled Activity (UDA)		
Month	2017	2018
April	0	73
May	0	441
June	0	832
July	0	
August	0	
September	0	
October	0	
November	30	
December	200	
January	336	
February	562	
March	1,050	
April	1,217	
May	1,229	
June	1,229	

QUALITY

	Quantity	Base Number	Contract	AT	Region	England
% of FP17s for the same patient ID Re-attending within 3 months - Children	16	165	9.7%	9.4%	11.6%	12.0%
% of FP17s for the same patient ID Re-attending within 3 months - Adults	55	312	17.6%	15.1%	15.9%	16.0%
% of FP17s for the same patient ID Re-attending between 3 & 9 months - Children	18	165	10.9%	59.5%	60.4%	58.0%
% of FP17s for the same patient ID Re-attending between 3 & 9 months - Adults	26	312	8.3%	51.8%	52.3%	50.9%
% of FP17s for Band 1 Urgent Courses	54	359	15.0%	9.5%	9.5%	9.1%
% of FP17s Relating to Free Repair or Replacements	3	359	0.8%	0.6%	0.7%	0.8%
% of FP17s Relating to Continuations	9	359	2.5%	1.0%	1.0%	1.1%
% of Patients satisfied with the dentistry they have received	0	0	N/A	90.8%	91.9%	91.7%
% of Patients satisfied with the time they had to wait for an appointment	0	0	N/A	87.8%	88.0%	88.0%

* This is based on patients treated on this contract for their most recent course of treatment. Figures in italics indicate the base number of FP17s or Patient Questionnaire responses are less than 100. N/A is shown where the base number of responses is less than 10 during the period. % is calculated as Quantity/Base number*100

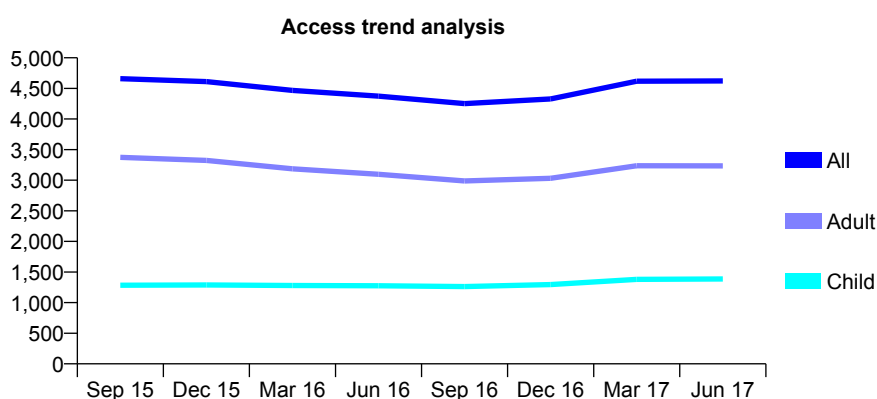
Q68 - Vital Signs At a Glance Contract Report for 101281/0028 - June 2017

Name or company name	OASIS DENTAL CARE LTD
Contract type name	GDS Contract
Purpose of contract	General
Contract start date	01/04/2006
Contract end date	

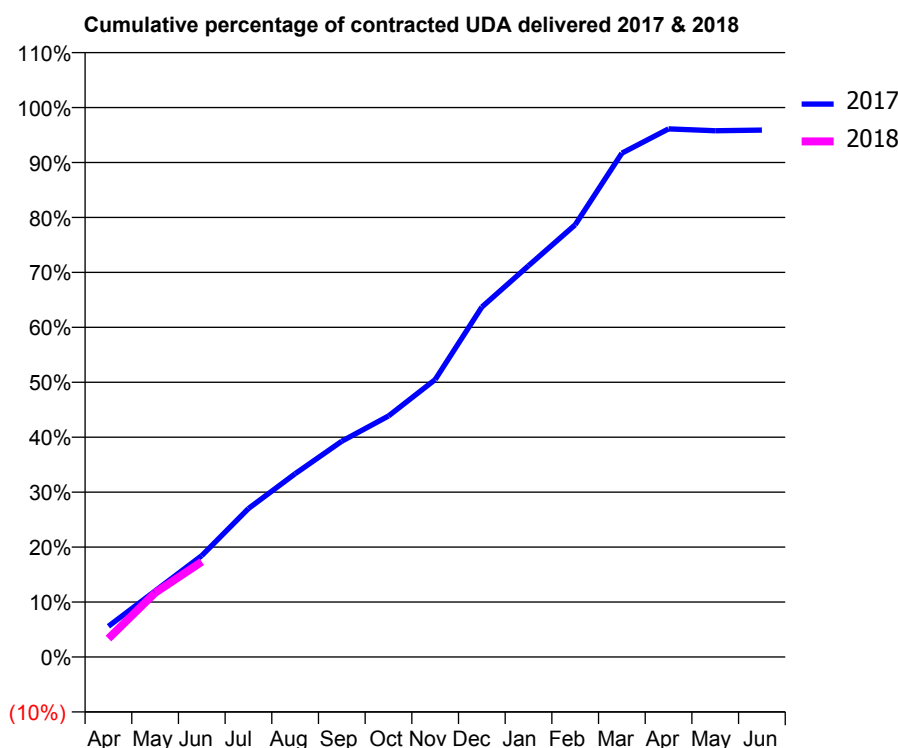
17/18 Contracted general activity (UDA)	11,520
Carry forward general activity (UDA)	0
17/18 Contracted orthodontic activity (UOA)	0
Carry forward orthodontic activity (UOA)	0
Baseline contract value	£269,851.78

ACCESS*

Patients seen in 24 months	Total	Change since previous quarter
Quarter ending June 2016	4,373	
Quarter ending September 2016	4,251	↓
Quarter ending December 2016	4,327	→
Quarter ending March 2017	4,618	↑
Quarter ending June 2017	4,621	→
Variance since June 2016	5.7%	↑



ACTIVITY



Adjusted Scheduled Activity (UDA)		
Month	2017	2018
April	645	387
May	1,386	1,347
June	2,125	1,999
July	3,114	
August	3,842	
September	4,525	
October	5,054	
November	5,817	
December	7,337	
January	8,205	
February	9,060	
March	10,564	
April	11,071	
May	11,033	
June	11,046	

QUALITY

	Quantity	Base Number	Contract	AT	Region	England
% of FP17s for the same patient ID Re-attending within 3 months - Children	33	471	7.0%	9.4%	11.6%	12.0%
% of FP17s for the same patient ID Re-attending within 3 months - Adults	114	929	12.3%	15.1%	15.9%	16.0%
% of FP17s for the same patient ID Re-attending between 3 & 9 months - Children	287	471	60.9%	59.5%	60.4%	58.0%
% of FP17s for the same patient ID Re-attending between 3 & 9 months - Adults	478	929	51.5%	51.8%	52.3%	50.9%
% of FP17s for Band 1 Urgent Courses	139	1,181	11.8%	9.5%	9.5%	9.1%
% of FP17s Relating to Free Repair or Replacements	10	1,181	0.8%	0.6%	0.7%	0.8%
% of FP17s Relating to Continuations	0	1,181	0.0%	1.0%	1.0%	1.1%
% of Patients satisfied with the dentistry they have received	5	5	N/A	90.8%	91.9%	91.7%
% of Patients satisfied with the time they had to wait for an appointment	2	5	N/A	87.8%	88.0%	88.0%

* This is based on patients treated on this contract for their most recent course of treatment. Figures in italics indicate the base number of FP17s or Patient Questionnaire responses are less than 100. N/A is shown where the base number of responses is less than 10 during the period. % is calculated as Quantity/Base number*100

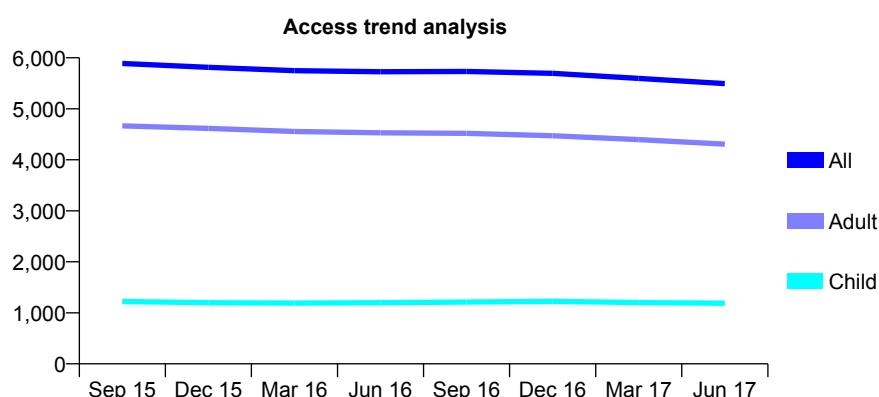
Q68 - Vital Signs At a Glance Contract Report for 101281/0040 - June 2017

Name or company name	OASIS DENTAL CARE LTD
Contract type name	GDS Contract
Purpose of contract	General
Contract start date	01/04/2006
Contract end date	

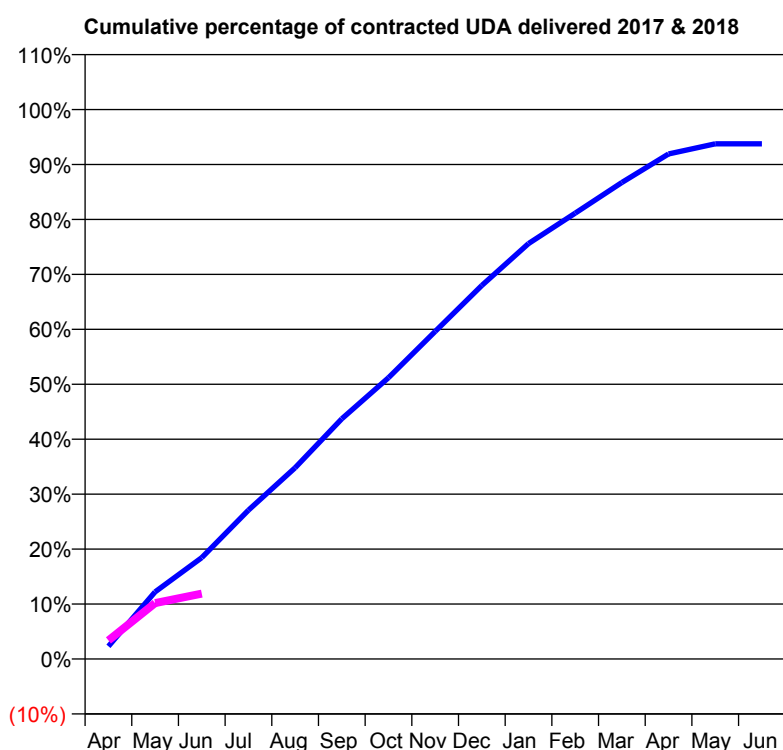
17/18 Contracted general activity (UDA)	16,400
Carry forward general activity (UDA)	0
17/18 Contracted orthodontic activity (UOA)	0
Carry forward orthodontic activity (UOA)	0
Baseline contract value	£406,765.27

ACCESS*

Patients seen in 24 months	Total	Change since previous quarter
Quarter ending June 2016	5,728	
Quarter ending September 2016	5,732	→
Quarter ending December 2016	5,696	→
Quarter ending March 2017	5,596	↓
Quarter ending June 2017	5,495	↓
Variance since June 2016	(4.1%)	↓



ACTIVITY



Adjusted Scheduled Activity (UDA)		
Month	2017	2018
April	380	555
May	2,004	1,670
June	3,027	1,951
July	4,444	
August	5,708	
September	7,171	
October	8,394	
November	9,776	
December	11,148	
January	12,398	
February	13,306	
March	14,221	
April	15,072	
May	15,378	
June	15,378	

QUALITY

	Quantity	Base Number	Contract	AT	Region	England
% of FP17s for the same patient ID Re-attending within 3 months - Children	25	436	5.7%	9.4%	11.6%	12.0%
% of FP17s for the same patient ID Re-attending within 3 months - Adults	217	1,303	16.7%	15.1%	15.9%	16.0%
% of FP17s for the same patient ID Re-attending between 3 & 9 months - Children	287	436	65.8%	59.5%	60.4%	58.0%
% of FP17s for the same patient ID Re-attending between 3 & 9 months - Adults	575	1,303	44.1%	51.8%	52.3%	50.9%
% of FP17s for Band 1 Urgent Courses	123	1,053	11.7%	9.5%	9.5%	9.1%
% of FP17s Relating to Free Repair or Replacements	10	1,053	0.9%	0.6%	0.7%	0.8%
% of FP17s Relating to Continuations	1	1,053	0.1%	1.0%	1.0%	1.1%
% of Patients satisfied with the dentistry they have received	9	9	N/A	90.8%	91.9%	91.7%
% of Patients satisfied with the time they had to wait for an appointment	6	9	N/A	87.8%	88.0%	88.0%

* This is based on patients treated on this contract for their most recent course of treatment. Figures in italics indicate the base number of FP17s or Patient Questionnaire responses are less than 100. N/A is shown where the base number of responses is less than 10 during the period. % is calculated as Quantity/Base number*100

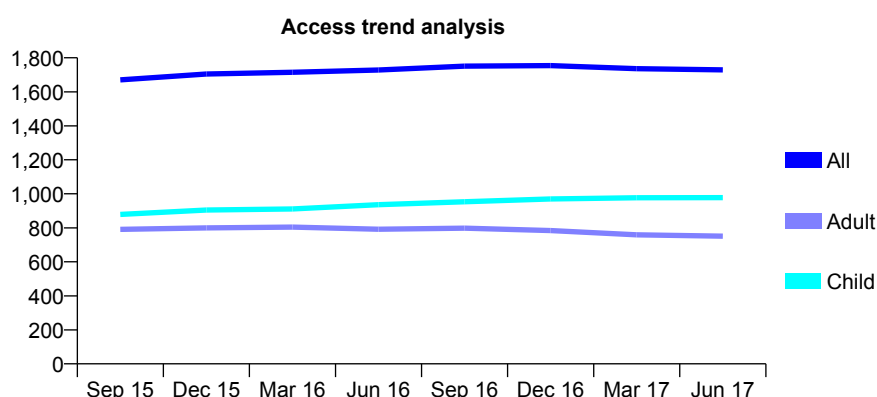
Q68 - Vital Signs At a Glance Contract Report for 101281/0056 - June 2017

Name or company name	OASIS DENTAL CARE LTD
Contract type name	GDS Contract
Purpose of contract	General
Contract start date	01/04/2006
Contract end date	

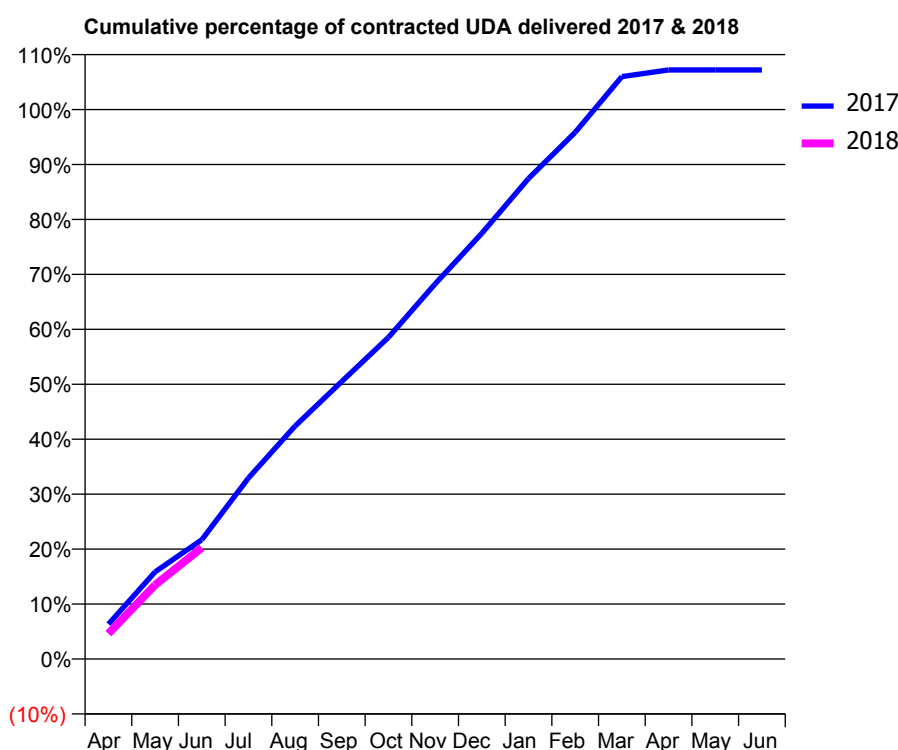
17/18 Contracted general activity (UDA)	3,474
Carry forward general activity (UDA)	0
17/18 Contracted orthodontic activity (UOA)	0
Carry forward orthodontic activity (UOA)	0
Baseline contract value	£82,391.95

ACCESS*

Patients seen in 24 months	Total	Change since previous quarter
Quarter ending June 2016	1,728	
Quarter ending September 2016	1,751	→
Quarter ending December 2016	1,754	→
Quarter ending March 2017	1,736	↓
Quarter ending June 2017	1,729	→
Variance since June 2016	0.1%	→



ACTIVITY



Adjusted Scheduled Activity (UDA)		
Month	2017	2018
April	221	161
May	551	468
June	754	704
July	1,144	
August	1,473	
September	1,754	
October	2,034	
November	2,372	
December	2,691	
January	3,038	
February	3,329	
March	3,682	
April	3,724	
May	3,724	
June	3,724	

QUALITY

	Quantity	Base Number	Contract	AT	Region	England
% of FP17s for the same patient ID Re-attending within 3 months - Children	19	287	6.6%	9.4%	11.6%	12.0%
% of FP17s for the same patient ID Re-attending within 3 months - Adults	23	164	14.0%	15.1%	15.9%	16.0%
% of FP17s for the same patient ID Re-attending between 3 & 9 months - Children	165	287	57.5%	59.5%	60.4%	58.0%
% of FP17s for the same patient ID Re-attending between 3 & 9 months - Adults	58	164	35.4%	51.8%	52.3%	50.9%
% of FP17s for Band 1 Urgent Courses	24	434	5.5%	9.5%	9.5%	9.1%
% of FP17s Relating to Free Repair or Replacements	0	434	0.0%	0.6%	0.7%	0.8%
% of FP17s Relating to Continuations	7	434	1.6%	1.0%	1.0%	1.1%
% of Patients satisfied with the dentistry they have received	2	2	N/A	90.8%	91.9%	91.7%
% of Patients satisfied with the time they had to wait for an appointment	2	2	N/A	87.8%	88.0%	88.0%

* This is based on patients treated on this contract for their most recent course of treatment. Figures in italics indicate the base number of FP17s or Patient Questionnaire responses are less than 100. N/A is shown where the base number of responses is less than 10 during the period. % is calculated as Quantity/Base number*100

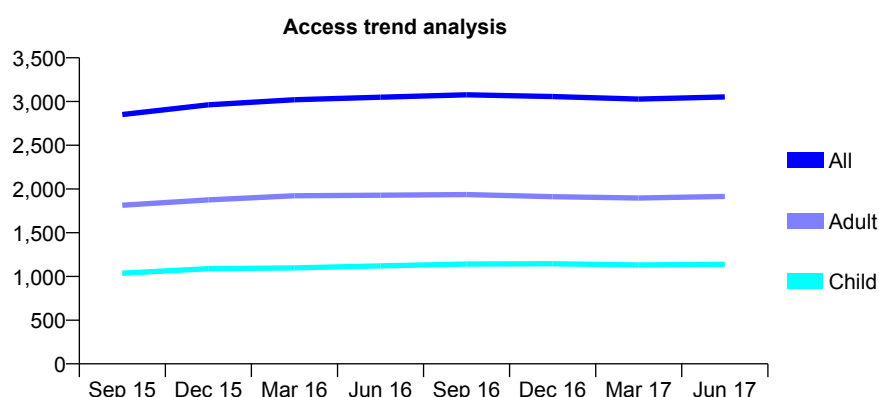
Q68 - Vital Signs At a Glance Contract Report for 101281/0057 - June 2017

Name or company name	OASIS DENTAL CARE LTD
Contract type name	GDS Contract
Purpose of contract	General
Contract start date	01/04/2006
Contract end date	

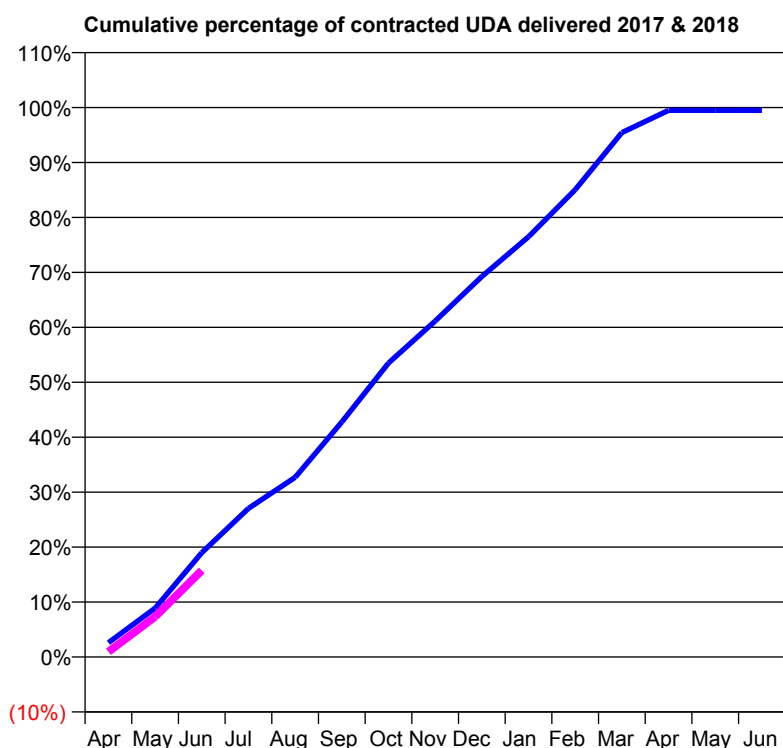
17/18 Contracted general activity (UDA)	7,181
Carry forward general activity (UDA)	0
17/18 Contracted orthodontic activity (UOA)	0
Carry forward orthodontic activity (UOA)	0
Baseline contract value	£177,870.85

ACCESS*

Patients seen in 24 months	Total	Change since previous quarter
Quarter ending June 2016	3,049	
Quarter ending September 2016	3,077	→
Quarter ending December 2016	3,057	→
Quarter ending March 2017	3,028	→
Quarter ending June 2017	3,053	→
Variance since June 2016	0.1%	→



ACTIVITY



Adjusted Scheduled Activity (UDA)		
Month	2017	2018
April	187	69
May	638	527
June	1,364	1,132
July	1,943	
August	2,348	
September	3,071	
October	3,841	
November	4,390	
December	4,973	
January	5,492	
February	6,107	
March	6,852	
April	7,144	
May	7,144	
June	7,144	

QUALITY

	Quantity	Base Number	Contract	AT	Region	England
% of FP17s for the same patient ID Re-attending within 3 months - Children	18	385	4.7%	9.4%	11.6%	12.0%
% of FP17s for the same patient ID Re-attending within 3 months - Adults	72	556	12.9%	15.1%	15.9%	16.0%
% of FP17s for the same patient ID Re-attending between 3 & 9 months - Children	268	385	69.6%	59.5%	60.4%	58.0%
% of FP17s for the same patient ID Re-attending between 3 & 9 months - Adults	333	556	59.9%	51.8%	52.3%	50.9%
% of FP17s for Band 1 Urgent Courses	47	765	6.1%	9.5%	9.5%	9.1%
% of FP17s Relating to Free Repair or Replacements	0	765	0.0%	0.6%	0.7%	0.8%
% of FP17s Relating to Continuations	0	765	0.0%	1.0%	1.0%	1.1%
% of Patients satisfied with the dentistry they have received	0	0	N/A	90.8%	91.9%	91.7%
% of Patients satisfied with the time they had to wait for an appointment	0	0	N/A	87.8%	88.0%	88.0%

* This is based on patients treated on this contract for their most recent course of treatment. Figures in italics indicate the base number of FP17s or Patient Questionnaire responses are less than 100. N/A is shown where the base number of responses is less than 10 during the period. % is calculated as Quantity/Base number*100

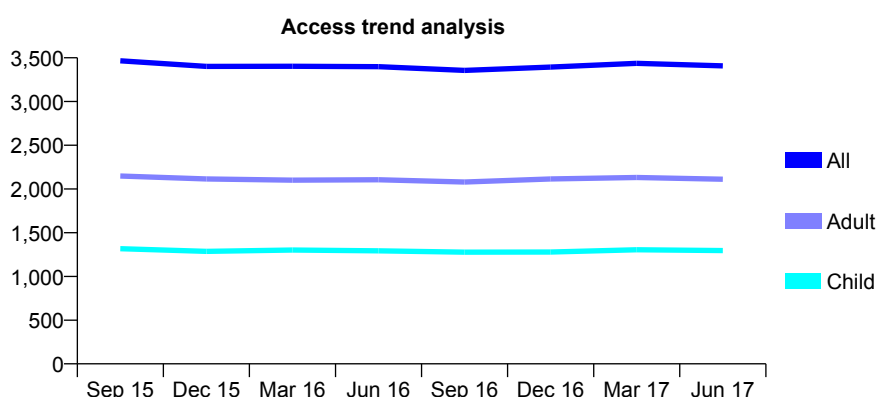
Q68 - Vital Signs At a Glance Contract Report for 101281/0090 - June 2017

Name or company name	OASIS DENTAL CARE LTD
Contract type name	GDS Contract
Purpose of contract	General
Contract start date	01/04/2006
Contract end date	

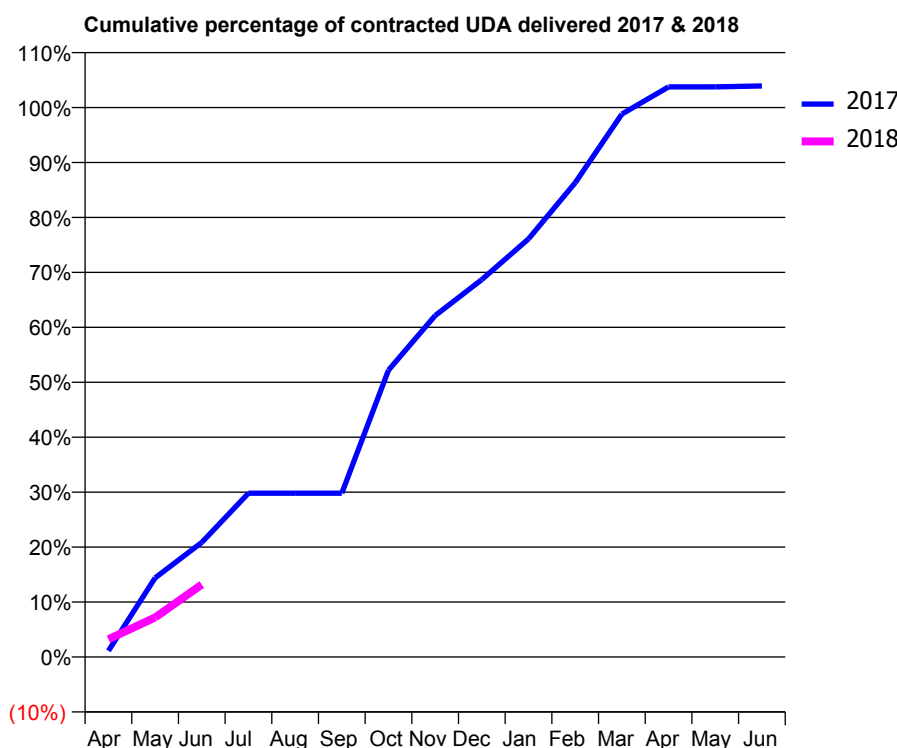
17/18 Contracted general activity (UDA)	7,650
Carry forward general activity (UDA)	0
17/18 Contracted orthodontic activity (UOA)	0
Carry forward orthodontic activity (UOA)	0
Baseline contract value	£193,120.01

ACCESS*

Patients seen in 24 months	Total	Change since previous quarter
Quarter ending June 2016	3,398	
Quarter ending September 2016	3,356	↓
Quarter ending December 2016	3,394	→
Quarter ending March 2017	3,436	→
Quarter ending June 2017	3,407	→
Variance since June 2016	0.3%	→



ACTIVITY



Month	Adjusted Scheduled Activity (UDA)	
	2017	2018
April	87	249
May	1,102	550
June	1,595	1,009
July	2,280	
August	2,280	
September	2,280	
October	3,994	
November	4,753	
December	5,255	
January	5,822	
February	6,602	
March	7,559	
April	7,937	
May	7,937	
June	7,951	

QUALITY

	Quantity	Base Number	Contract	AT	Region	England
% of FP17s for the same patient ID Re-attending within 3 months - Children	15	388	3.9%	9.4%	11.6%	12.0%
% of FP17s for the same patient ID Re-attending within 3 months - Adults	79	515	15.3%	15.1%	15.9%	16.0%
% of FP17s for the same patient ID Re-attending between 3 & 9 months - Children	236	388	60.8%	59.5%	60.4%	58.0%
% of FP17s for the same patient ID Re-attending between 3 & 9 months - Adults	264	515	51.3%	51.8%	52.3%	50.9%
% of FP17s for Band 1 Urgent Courses	35	647	5.4%	9.5%	9.5%	9.1%
% of FP17s Relating to Free Repair or Replacements	1	647	0.2%	0.6%	0.7%	0.8%
% of FP17s Relating to Continuations	17	647	2.6%	1.0%	1.0%	1.1%
% of Patients satisfied with the dentistry they have received	3	3	N/A	90.8%	91.9%	91.7%
% of Patients satisfied with the time they had to wait for an appointment	2	3	N/A	87.8%	88.0%	88.0%

* This is based on patients treated on this contract for their most recent course of treatment. Figures in italics indicate the base number of FP17s or Patient Questionnaire responses are less than 100. N/A is shown where the base number of responses is less than 10 during the period. % is calculated as Quantity/Base number*100

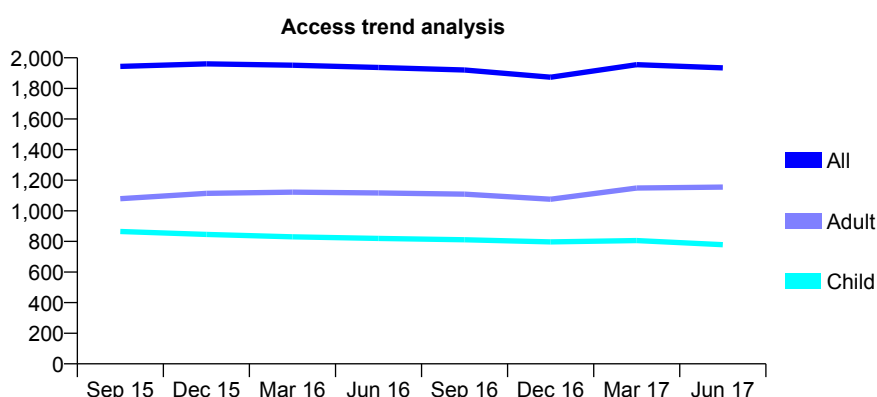
Q68 - Vital Signs At a Glance Contract Report for 101281/0123 - June 2017

Name or company name	OASIS DENTAL CARE LTD
Contract type name	GDS Contract
Purpose of contract	General
Contract start date	01/04/2006
Contract end date	

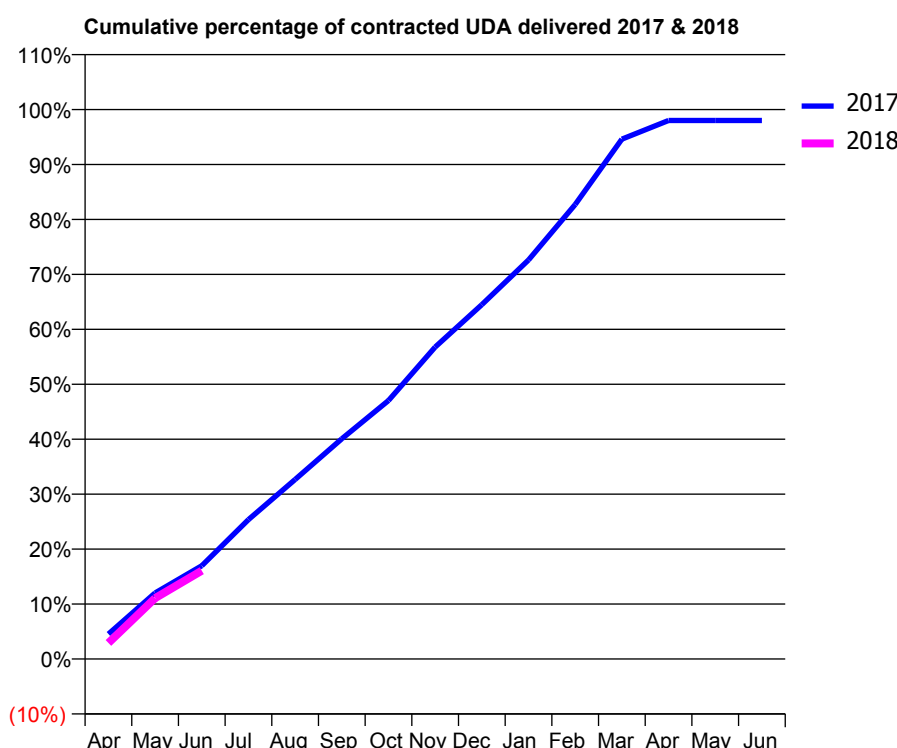
17/18 Contracted general activity (UDA)	5,664
Carry forward general activity (UDA)	0
17/18 Contracted orthodontic activity (UOA)	0
Carry forward orthodontic activity (UOA)	0
Baseline contract value	£122,774.30

ACCESS*

Patients seen in 24 months	Total	Change since previous quarter
Quarter ending June 2016	1,937	
Quarter ending September 2016	1,920	→
Quarter ending December 2016	1,873	↓
Quarter ending March 2017	1,955	↑
Quarter ending June 2017	1,934	↓
Variance since June 2016	(0.2%)	→



ACTIVITY



Adjusted Scheduled Activity (UDA)		
Month	2017	2018
April	258	166
May	681	628
June	961	911
July	1,437	
August	1,851	
September	2,269	
October	2,664	
November	3,215	
December	3,652	
January	4,113	
February	4,685	
March	5,359	
April	5,550	
May	5,550	
June	5,550	

QUALITY

	Quantity	Base Number	Contract	AT	Region	England
% of FP17s for the same patient ID Re-attending within 3 months - Children	17	253	6.7%	9.4%	11.6%	12.0%
% of FP17s for the same patient ID Re-attending within 3 months - Adults	43	318	13.5%	15.1%	15.9%	16.0%
% of FP17s for the same patient ID Re-attending between 3 & 9 months - Children	172	253	68.0%	59.5%	60.4%	58.0%
% of FP17s for the same patient ID Re-attending between 3 & 9 months - Adults	175	318	55.0%	51.8%	52.3%	50.9%
% of FP17s for Band 1 Urgent Courses	20	468	4.3%	9.5%	9.5%	9.1%
% of FP17s Relating to Free Repair or Replacements	0	468	0.0%	0.6%	0.7%	0.8%
% of FP17s Relating to Continuations	10	468	2.1%	1.0%	1.0%	1.1%
% of Patients satisfied with the dentistry they have received	0	0	N/A	90.8%	91.9%	91.7%
% of Patients satisfied with the time they had to wait for an appointment	0	0	N/A	87.8%	88.0%	88.0%

* This is based on patients treated on this contract for their most recent course of treatment. Figures in italics indicate the base number of FP17s or Patient Questionnaire responses are less than 100. N/A is shown where the base number of responses is less than 10 during the period. % is calculated as Quantity/Base number*100

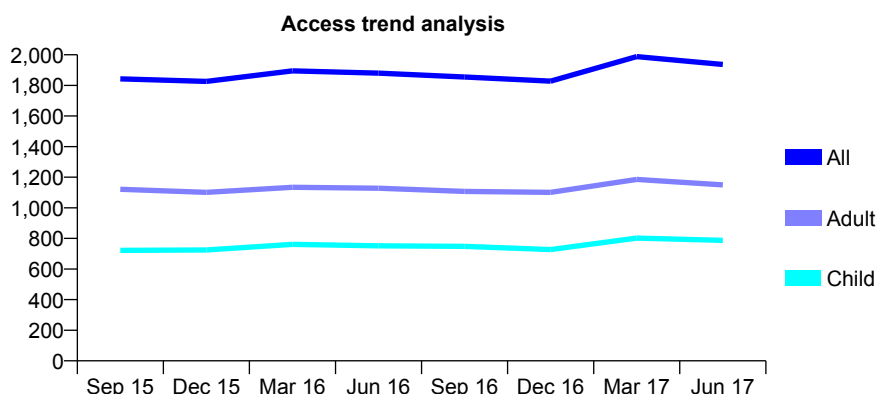
Q68 - Vital Signs At a Glance Contract Report for 101281/0137 - June 2017

Name or company name	OASIS DENTAL CARE LTD
Contract type name	GDS Contract
Purpose of contract	General
Contract start date	01/04/2006
Contract end date	

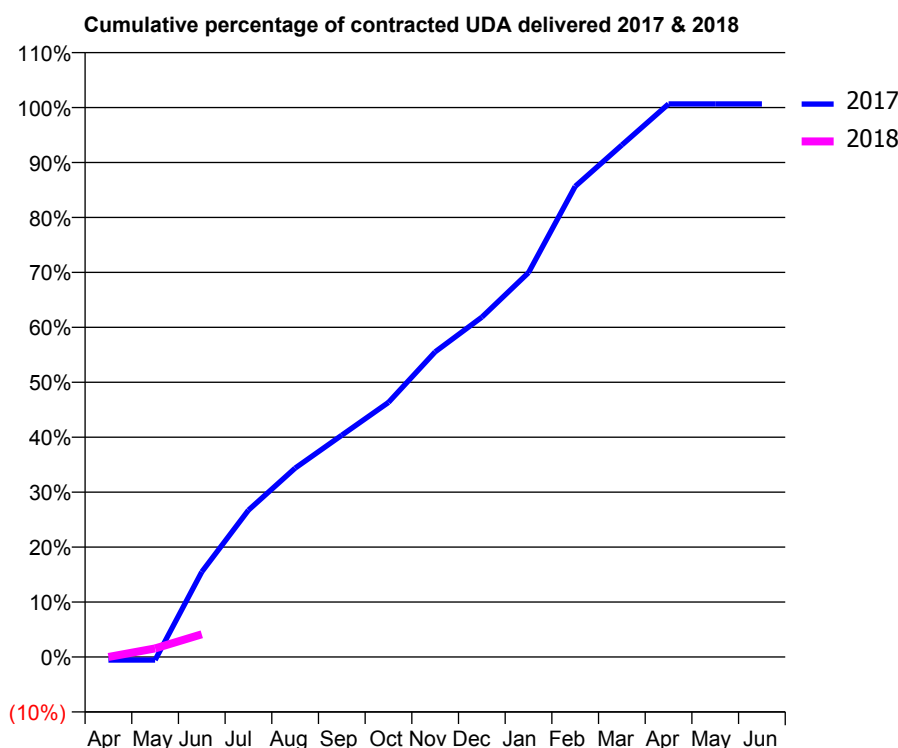
17/18 Contracted general activity (UDA)	6,000
Carry forward general activity (UDA)	0
17/18 Contracted orthodontic activity (UOA)	0
Carry forward orthodontic activity (UOA)	0
Baseline contract value	£159,438.61

ACCESS*

Patients seen in 24 months	Total	Change since previous quarter
Quarter ending June 2016	1,880	
Quarter ending September 2016	1,855	↓
Quarter ending December 2016	1,828	↓
Quarter ending March 2017	1,988	↑
Quarter ending June 2017	1,937	↓
Variance since June 2016	3.0%	↑



ACTIVITY



Adjusted Scheduled Activity (UDA)		
Month	2017	2018
April	-34	0
May	-34	93
June	930	249
July	1,604	
August	2,063	
September	2,422	
October	2,780	
November	3,331	
December	3,710	
January	4,197	
February	5,139	
March	5,590	
April	6,039	
May	6,039	
June	6,039	

QUALITY

	Quantity	Base Number	Contract	AT	Region	England
% of FP17s for the same patient ID Re-attending within 3 months - Children	11	152	7.2%	9.4%	11.6%	12.0%
% of FP17s for the same patient ID Re-attending within 3 months - Adults	31	140	22.1%	15.1%	15.9%	16.0%
% of FP17s for the same patient ID Re-attending between 3 & 9 months - Children	97	152	63.8%	59.5%	60.4%	58.0%
% of FP17s for the same patient ID Re-attending between 3 & 9 months - Adults	54	140	38.6%	51.8%	52.3%	50.9%
% of FP17s for Band 1 Urgent Courses	3	113	2.7%	9.5%	9.5%	9.1%
% of FP17s Relating to Free Repair or Replacements	0	113	0.0%	0.6%	0.7%	0.8%
% of FP17s Relating to Continuations	2	113	1.8%	1.0%	1.0%	1.1%
% of Patients satisfied with the dentistry they have received	3	3	N/A	90.8%	91.9%	91.7%
% of Patients satisfied with the time they had to wait for an appointment	3	3	N/A	87.8%	88.0%	88.0%

* This is based on patients treated on this contract for their most recent course of treatment. Figures in italics indicate the base number of FP17s or Patient Questionnaire responses are less than 100. N/A is shown where the base number of responses is less than 10 during the period. % is calculated as Quantity/Base number*100

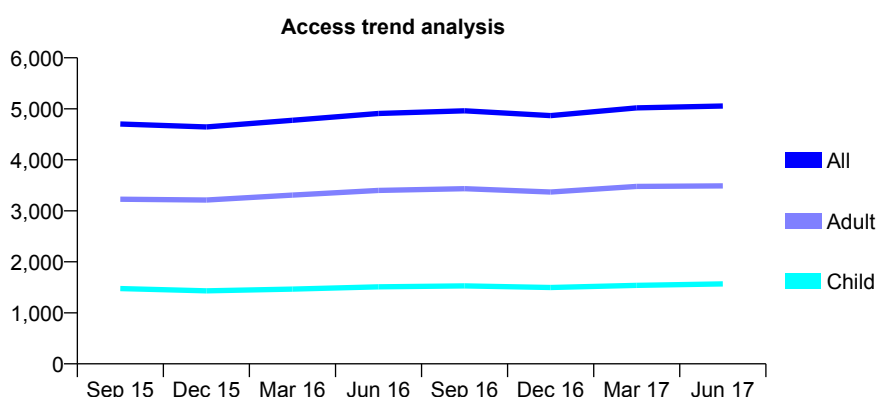
Q68 - Vital Signs At a Glance Contract Report for 101281/0140 - June 2017

Name or company name	OASIS DENTAL CARE LTD
Contract type name	GDS Contract
Purpose of contract	General
Contract start date	01/04/2006
Contract end date	

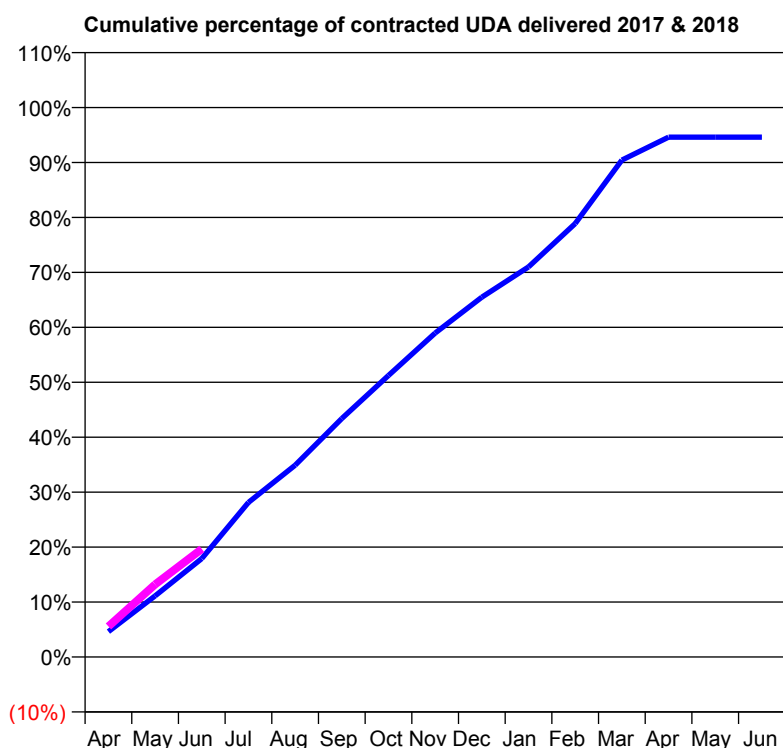
17/18 Contracted general activity (UDA)	13,000
Carry forward general activity (UDA)	0
17/18 Contracted orthodontic activity (UOA)	0
Carry forward orthodontic activity (UOA)	0
Baseline contract value	£304,550.08

ACCESS*

Patients seen in 24 months	Total	Change since previous quarter
Quarter ending June 2016	4,909	
Quarter ending September 2016	4,961	→
Quarter ending December 2016	4,866	↓
Quarter ending March 2017	5,018	↑
Quarter ending June 2017	5,055	→
Variance since June 2016	3.0%	↑



ACTIVITY



Adjusted Scheduled Activity (UDA)		
Month	2017	2018
April	600	725
May	1,446	1,717
June	2,329	2,556
July	3,657	
August	4,538	
September	5,644	
October	6,660	
November	7,663	
December	8,514	
January	9,229	
February	10,254	
March	11,755	
April	12,298	
May	12,298	
June	12,299	

QUALITY

	Quantity	Base Number	Contract	AT	Region	England
% of FP17s for the same patient ID Re-attending within 3 months - Children	43	616	7.0%	9.4%	11.6%	12.0%
% of FP17s for the same patient ID Re-attending within 3 months - Adults	169	1,119	15.1%	15.1%	15.9%	16.0%
% of FP17s for the same patient ID Re-attending between 3 & 9 months - Children	424	616	68.8%	59.5%	60.4%	58.0%
% of FP17s for the same patient ID Re-attending between 3 & 9 months - Adults	558	1,119	49.9%	51.8%	52.3%	50.9%
% of FP17s for Band 1 Urgent Courses	120	1,452	8.3%	9.5%	9.5%	9.1%
% of FP17s Relating to Free Repair or Replacements	4	1,452	0.3%	0.6%	0.7%	0.8%
% of FP17s Relating to Continuations	32	1,452	2.2%	1.0%	1.0%	1.1%
% of Patients satisfied with the dentistry they have received	2	2	N/A	90.8%	91.9%	91.7%
% of Patients satisfied with the time they had to wait for an appointment	2	2	N/A	87.8%	88.0%	88.0%

* This is based on patients treated on this contract for their most recent course of treatment. Figures in italics indicate the base number of FP17s or Patient Questionnaire responses are less than 100. N/A is shown where the base number of responses is less than 10 during the period. % is calculated as Quantity/Base number*100

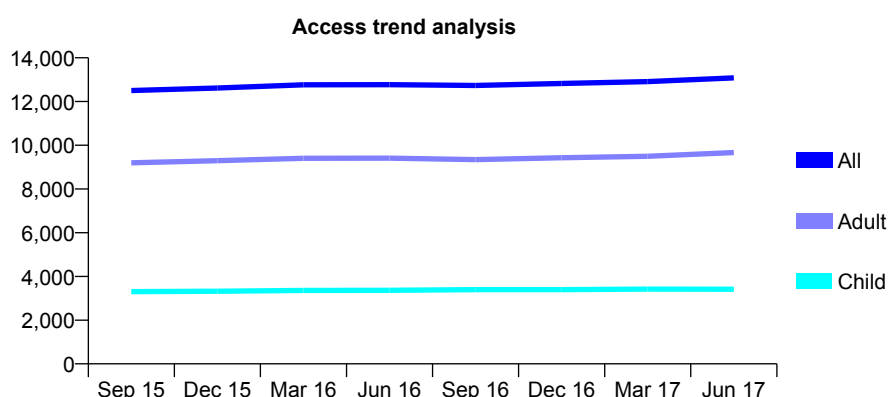
Q68 - Vital Signs At a Glance Contract Report for 101281/0163 - June 2017

Name or company name	OASIS DENTAL CARE LTD
Contract type name	GDS Contract
Purpose of contract	General
Contract start date	01/11/2006
Contract end date	

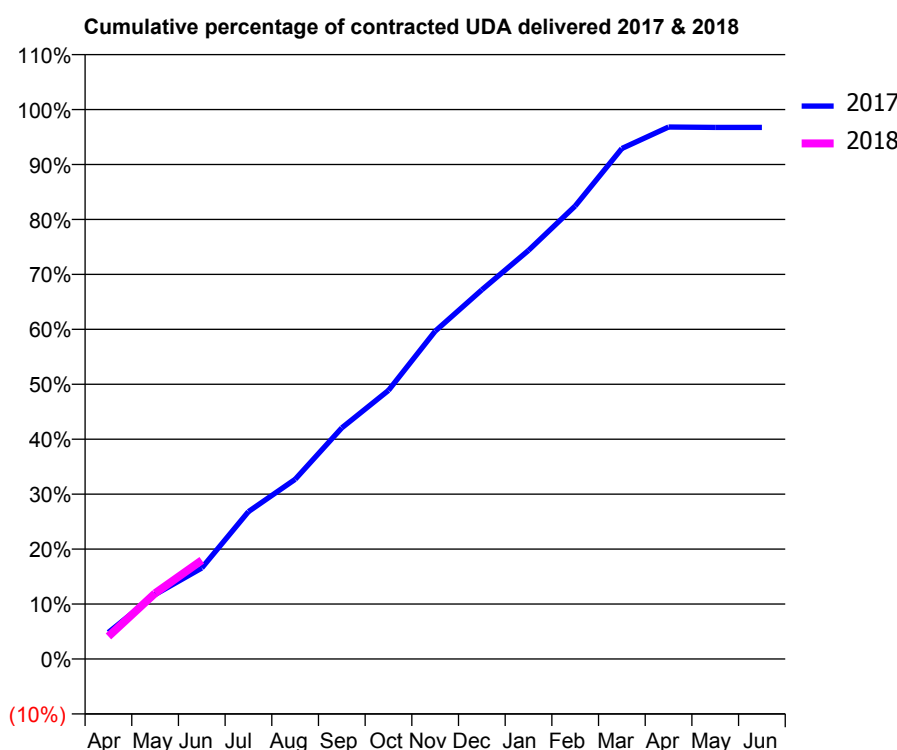
17/18 Contracted general activity (UDA)	37,431
Carry forward general activity (UDA)	0
17/18 Contracted orthodontic activity (UOA)	0
Carry forward orthodontic activity (UOA)	0
Baseline contract value	£870,944.12

ACCESS*

Patients seen in 24 months	Total	Change since previous quarter
Quarter ending June 2016	12,772	
Quarter ending September 2016	12,734	→
Quarter ending December 2016	12,827	→
Quarter ending March 2017	12,913	→
Quarter ending June 2017	13,082	→
Variance since June 2016	2.4%	↑



ACTIVITY



Adjusted Scheduled Activity (UDA)		
Month	2017	2018
April	1,812	1,542
May	4,395	4,484
June	6,197	6,729
July	10,041	
August	12,237	
September	15,745	
October	18,301	
November	22,332	
December	25,148	
January	27,835	
February	30,860	
March	34,777	
April	36,236	
May	36,212	
June	36,208	

QUALITY

	Quantity	Base Number	Contract	AT	Region	England
% of FP17s for the same patient ID Re-attending within 3 months - Children	91	1,175	7.7%	9.4%	11.6%	12.0%
% of FP17s for the same patient ID Re-attending within 3 months - Adults	438	3,106	14.1%	15.1%	15.9%	16.0%
% of FP17s for the same patient ID Re-attending between 3 & 9 months - Children	744	1,175	63.3%	59.5%	60.4%	58.0%
% of FP17s for the same patient ID Re-attending between 3 & 9 months - Adults	1,601	3,106	51.5%	51.8%	52.3%	50.9%
% of FP17s for Band 1 Urgent Courses	333	3,597	9.3%	9.5%	9.5%	9.1%
% of FP17s Relating to Free Repair or Replacements	28	3,597	0.8%	0.6%	0.7%	0.8%
% of FP17s Relating to Continuations	26	3,597	0.7%	1.0%	1.0%	1.1%
% of Patients satisfied with the dentistry they have received	12	13	92.3%	90.8%	91.9%	91.7%
% of Patients satisfied with the time they had to wait for an appointment	12	13	92.3%	87.8%	88.0%	88.0%

* This is based on patients treated on this contract for their most recent course of treatment. Figures in italics indicate the base number of FP17s or Patient Questionnaire responses are less than 100. N/A is shown where the base number of responses is less than 10 during the period. % is calculated as Quantity/Base number*100

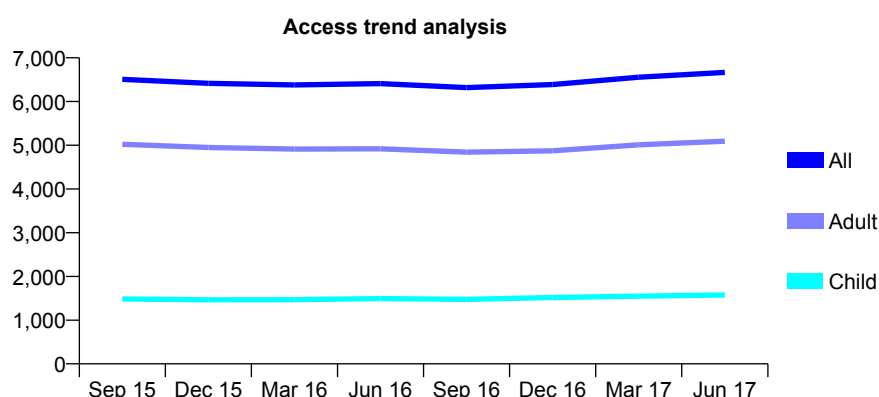
Q68 - Vital Signs At a Glance Contract Report for 101281/0177 - June 2017

Name or company name	OASIS DENTAL CARE LTD
Contract type name	Pilot Contract
Purpose of contract	General
Contract start date	01/03/2008
Contract end date	31/03/2018

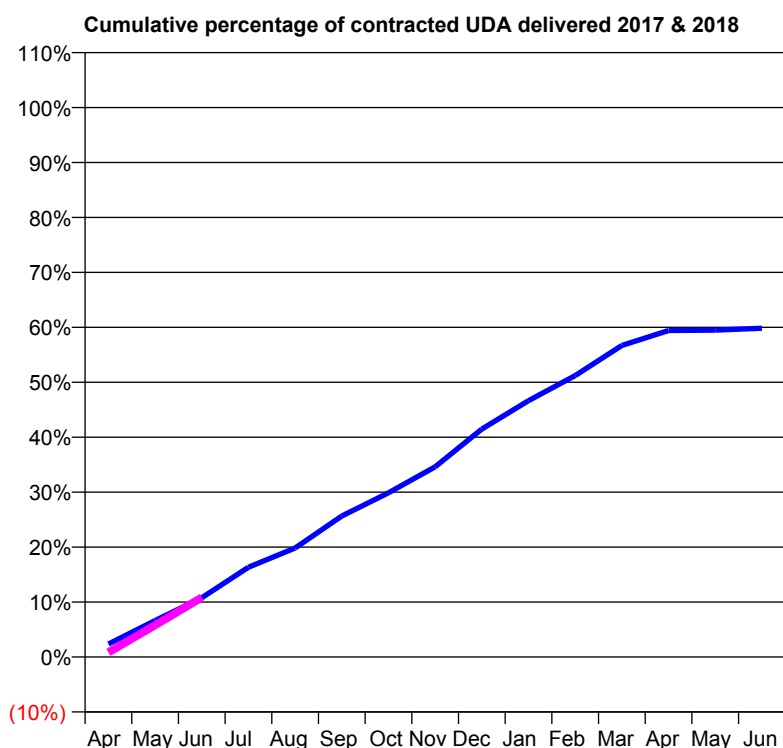
17/18 Contracted general activity (UDA)	25,911
Carry forward general activity (UDA)	0
17/18 Contracted orthodontic activity (UOA)	0
Carry forward orthodontic activity (UOA)	0
Baseline contract value	£653,308.24

ACCESS*

Patients seen in 24 months	Total	Change since previous quarter
Quarter ending June 2016	6,411	
Quarter ending September 2016	6,317	↓
Quarter ending December 2016	6,389	→
Quarter ending March 2017	6,557	↑
Quarter ending June 2017	6,667	→
Variance since June 2016	4.0%	↑



ACTIVITY



Adjusted Scheduled Activity (UDA)		
Month	2017	2018
April	614	215
May	1,719	1,497
June	2,796	2,804
July	4,233	
August	5,139	
September	6,652	
October	7,743	
November	8,968	
December	10,747	
January	12,090	
February	13,270	
March	14,692	
April	15,397	
May	15,414	
June	15,504	

QUALITY

	Quantity	Base Number	Contract	AT	Region	England
% of FP17s for the same patient ID Re-attending within 3 months - Children	24	498	4.8%	9.4%	11.6%	12.0%
% of FP17s for the same patient ID Re-attending within 3 months - Adults	222	1,502	14.8%	15.1%	15.9%	16.0%
% of FP17s for the same patient ID Re-attending between 3 & 9 months - Children	262	498	52.6%	59.5%	60.4%	58.0%
% of FP17s for the same patient ID Re-attending between 3 & 9 months - Adults	604	1,502	40.2%	51.8%	52.3%	50.9%
% of FP17s for Band 1 Urgent Courses	187	1,508	12.4%	9.5%	9.5%	9.1%
% of FP17s Relating to Free Repair or Replacements	8	1,508	0.5%	0.6%	0.7%	0.8%
% of FP17s Relating to Continuations	14	1,508	0.9%	1.0%	1.0%	1.1%
% of Patients satisfied with the dentistry they have received	7	7	N/A	90.8%	91.9%	91.7%
% of Patients satisfied with the time they had to wait for an appointment	6	7	N/A	87.8%	88.0%	88.0%

* This is based on patients treated on this contract for their most recent course of treatment. Figures in italics indicate the base number of FP17s or Patient Questionnaire responses are less than 100. N/A is shown where the base number of responses is less than 10 during the period. % is calculated as Quantity/Base number*100

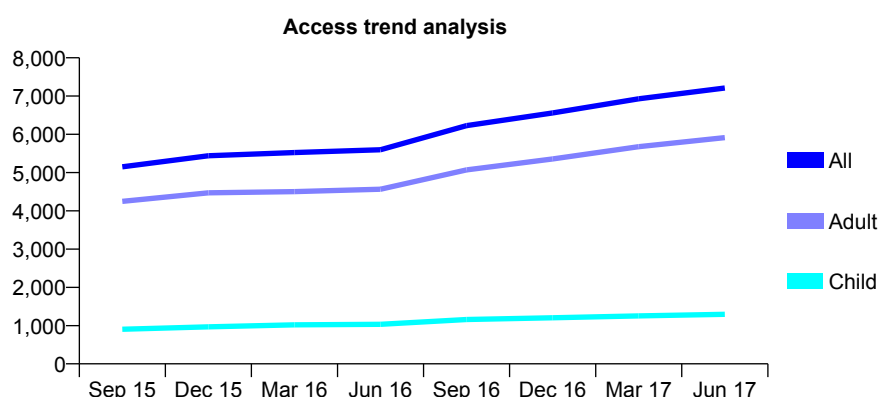
Q68 - Vital Signs At a Glance Contract Report for 101281/0231 - June 2017

Name or company name	OASIS DENTAL CARE LTD
Contract type name	GDS Contract
Purpose of contract	General
Contract start date	01/04/2011
Contract end date	

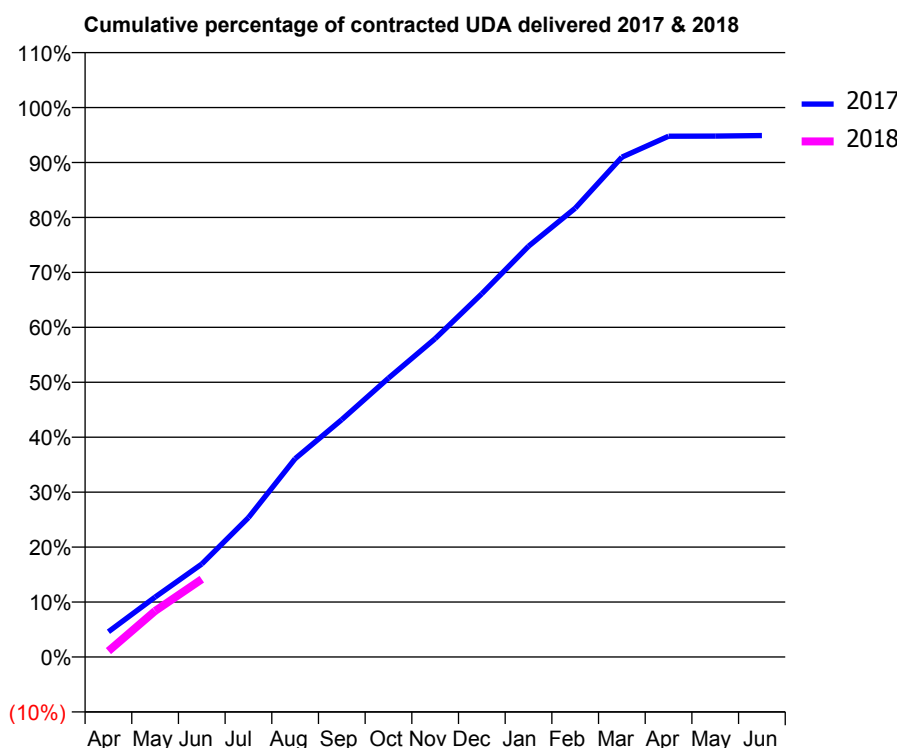
17/18 Contracted general activity (UDA)	26,836
Carry forward general activity (UDA)	0
17/18 Contracted orthodontic activity (UOA)	0
Carry forward orthodontic activity (UOA)	0
Baseline contract value	£684,180.46

ACCESS*

Patients seen in 24 months	Total	Change since previous quarter
Quarter ending June 2016	5,596	
Quarter ending September 2016	6,229	↑
Quarter ending December 2016	6,560	↑
Quarter ending March 2017	6,927	↑
Quarter ending June 2017	7,209	↑
Variance since June 2016	28.8%	↑



ACTIVITY



Adjusted Scheduled Activity (UDA)		
Month	2017	2018
April	1,237	293
May	2,925	2,249
June	4,543	3,802
July	6,809	
August	9,686	
September	11,598	
October	13,618	
November	15,550	
December	17,742	
January	20,059	
February	21,915	
March	24,414	
April	25,433	
May	25,437	
June	25,468	

QUALITY

	Quantity	Base Number	Contract	AT	Region	England
% of FP17s for the same patient ID Re-attending within 3 months - Children	31	424	7.3%	9.4%	11.6%	12.0%
% of FP17s for the same patient ID Re-attending within 3 months - Adults	310	2,049	15.1%	15.1%	15.9%	16.0%
% of FP17s for the same patient ID Re-attending between 3 & 9 months - Children	246	424	58.0%	59.5%	60.4%	58.0%
% of FP17s for the same patient ID Re-attending between 3 & 9 months - Adults	1,004	2,049	49.0%	51.8%	52.3%	50.9%
% of FP17s for Band 1 Urgent Courses	169	2,032	8.3%	9.5%	9.5%	9.1%
% of FP17s Relating to Free Repair or Replacements	28	2,032	1.4%	0.6%	0.7%	0.8%
% of FP17s Relating to Continuations	45	2,032	2.2%	1.0%	1.0%	1.1%
% of Patients satisfied with the dentistry they have received	11	12	91.7%	90.8%	91.9%	91.7%
% of Patients satisfied with the time they had to wait for an appointment	9	12	75.0%	87.8%	88.0%	88.0%

* This is based on patients treated on this contract for their most recent course of treatment. Figures in italics indicate the base number of FP17s or Patient Questionnaire responses are less than 100. N/A is shown where the base number of responses is less than 10 during the period. % is calculated as Quantity/Base number*100

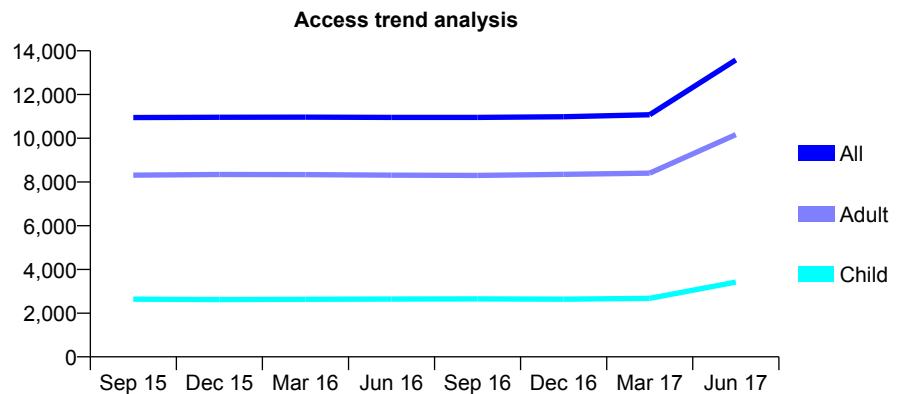
Q68 - Vital Signs At a Glance Contract Report for 101370/0063 - June 2017

Name or company name	Petrie Tucker and Partners Ltd
Contract type name	GDS Contract
Purpose of contract	General
Contract start date	01/04/2006
Contract end date	

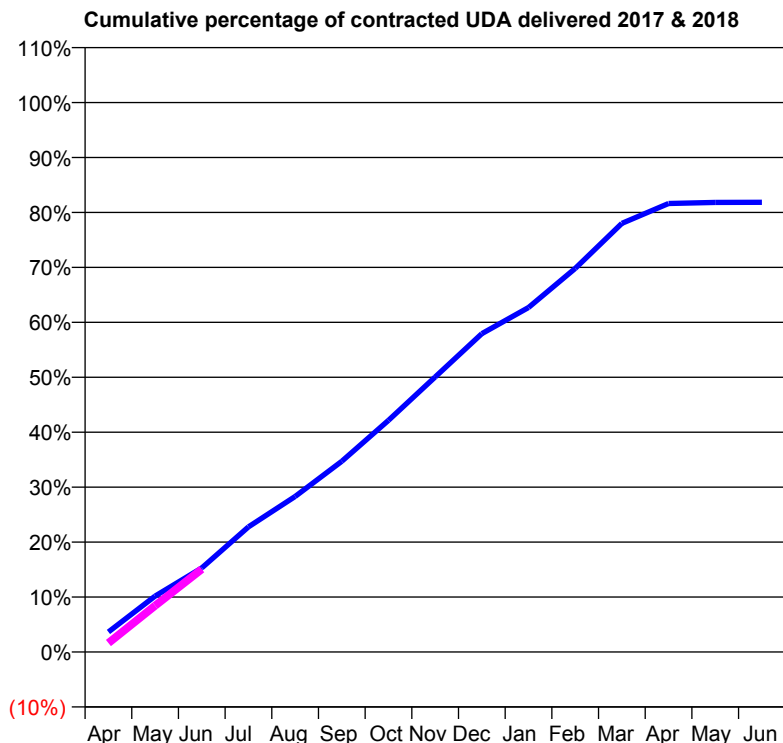
17/18 Contracted general activity (UDA)	64,074
Carry forward general activity (UDA)	0
17/18 Contracted orthodontic activity (UOA)	0
Carry forward orthodontic activity (UOA)	0
Baseline contract value	£1,833,588.69

ACCESS*

Patients seen in 24 months	Total	Change since previous quarter
Quarter ending June 2016	10,954	
Quarter ending September 2016	10,952	→
Quarter ending December 2016	10,984	→
Quarter ending March 2017	11,076	→
Quarter ending June 2017	13,585	↑
Variance since June 2016	24.0%	↑



ACTIVITY



Adjusted Scheduled Activity (UDA)		
Month	2017	2018
April	1,486	1,053
May	4,144	5,401
June	6,233	9,664
July	9,276	
August	11,531	
September	14,142	
October	17,186	
November	20,394	
December	23,607	
January	25,547	
February	28,447	
March	31,788	
April	33,264	
May	33,342	
June	33,347	

QUALITY

	Quantity	Base Number	Contract	AT	Region	England
% of FP17s for the same patient ID Re-attending within 3 months - Children	51	1,626	3.1%	9.4%	11.6%	12.0%
% of FP17s for the same patient ID Re-attending within 3 months - Adults	330	4,351	7.6%	15.1%	15.9%	16.0%
% of FP17s for the same patient ID Re-attending between 3 & 9 months - Children	636	1,626	39.1%	59.5%	60.4%	58.0%
% of FP17s for the same patient ID Re-attending between 3 & 9 months - Adults	1,890	4,351	43.4%	51.8%	52.3%	50.9%
% of FP17s for Band 1 Urgent Courses	239	5,315	4.5%	9.5%	9.5%	9.1%
% of FP17s Relating to Free Repair or Replacements	20	5,315	0.4%	0.6%	0.7%	0.8%
% of FP17s Relating to Continuations	46	5,315	0.9%	1.0%	1.0%	1.1%
% of Patients satisfied with the dentistry they have received	14	16	87.5%	90.8%	91.9%	91.7%
% of Patients satisfied with the time they had to wait for an appointment	13	16	81.3%	87.8%	88.0%	88.0%

* This is based on patients treated on this contract for their most recent course of treatment. Figures in italics indicate the base number of FP17s or Patient Questionnaire responses are less than 100. N/A is shown where the base number of responses is less than 10 during the period. % is calculated as Quantity/Base number*100

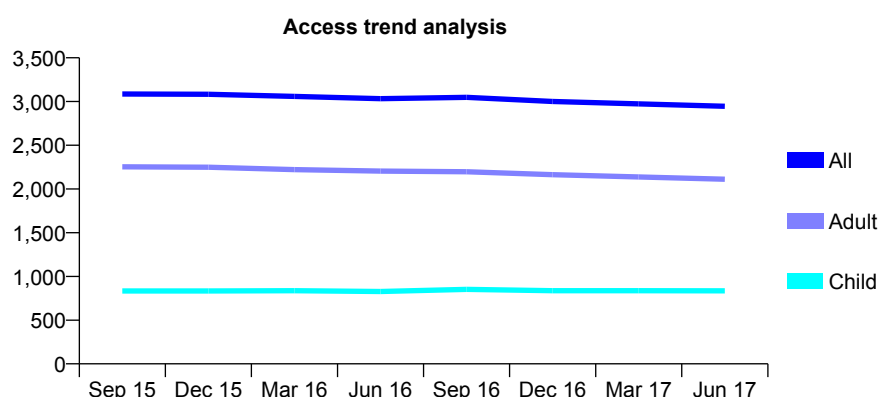
Q68 - Vital Signs At a Glance Contract Report for 101435/0002 - June 2017

Name or company name	IDH Limited
Contract type name	GDS Contract
Purpose of contract	General
Contract start date	01/04/2006
Contract end date	

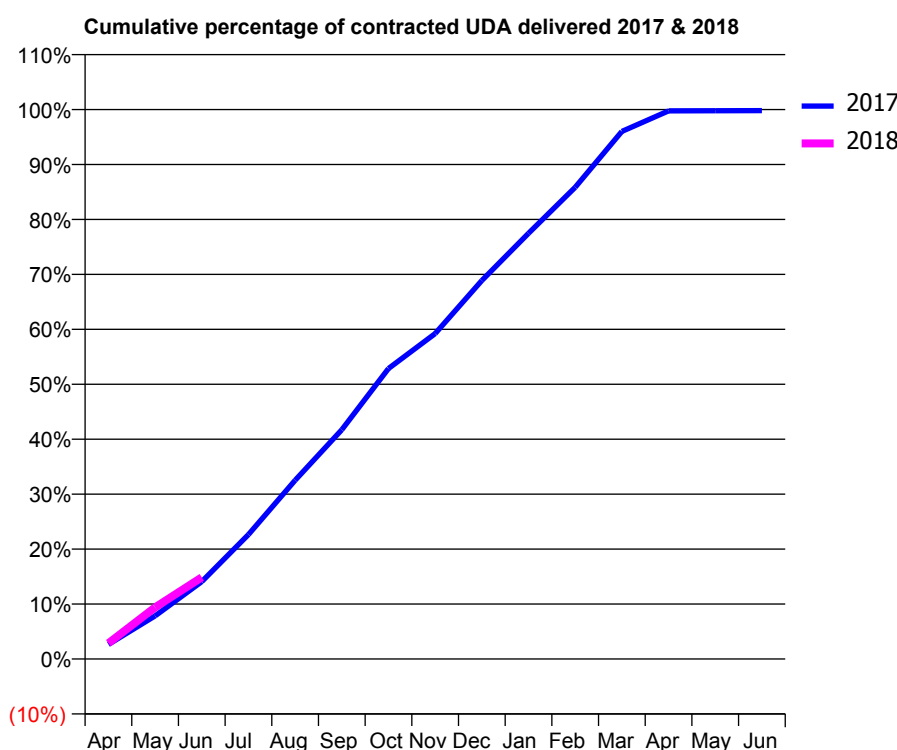
17/18 Contracted general activity (UDA)	8,401
Carry forward general activity (UDA)	0
17/18 Contracted orthodontic activity (UOA)	0
Carry forward orthodontic activity (UOA)	0
Baseline contract value	£202,805.53

ACCESS*

Patients seen in 24 months	Total	Change since previous quarter
Quarter ending June 2016	3,032	
Quarter ending September 2016	3,048	→
Quarter ending December 2016	3,001	↓
Quarter ending March 2017	2,973	→
Quarter ending June 2017	2,946	→
Variance since June 2016	(2.8%)	↓



ACTIVITY



Adjusted Scheduled Activity (UDA)		
Month	2017	2018
April	223	243
May	660	790
June	1,184	1,249
July	1,904	
August	2,733	
September	3,505	
October	4,442	
November	4,975	
December	5,787	
January	6,509	
February	7,213	
March	8,067	
April	8,380	
May	8,382	
June	8,383	

QUALITY

	Quantity	Base Number	Contract	AT	Region	England
% of FP17s for the same patient ID Re-attending within 3 months - Children	19	290	6.6%	9.4%	11.6%	12.0%
% of FP17s for the same patient ID Re-attending within 3 months - Adults	52	604	8.6%	15.1%	15.9%	16.0%
% of FP17s for the same patient ID Re-attending between 3 & 9 months - Children	203	290	70.0%	59.5%	60.4%	58.0%
% of FP17s for the same patient ID Re-attending between 3 & 9 months - Adults	401	604	66.4%	51.8%	52.3%	50.9%
% of FP17s for Band 1 Urgent Courses	48	772	6.2%	9.5%	9.5%	9.1%
% of FP17s Relating to Free Repair or Replacements	0	772	0.0%	0.6%	0.7%	0.8%
% of FP17s Relating to Continuations	2	772	0.3%	1.0%	1.0%	1.1%
% of Patients satisfied with the dentistry they have received	1	1	N/A	90.8%	91.9%	91.7%
% of Patients satisfied with the time they had to wait for an appointment	1	1	N/A	87.8%	88.0%	88.0%

* This is based on patients treated on this contract for their most recent course of treatment. Figures in italics indicate the base number of FP17s or Patient Questionnaire responses are less than 100. N/A is shown where the base number of responses is less than 10 during the period. % is calculated as Quantity/Base number*100

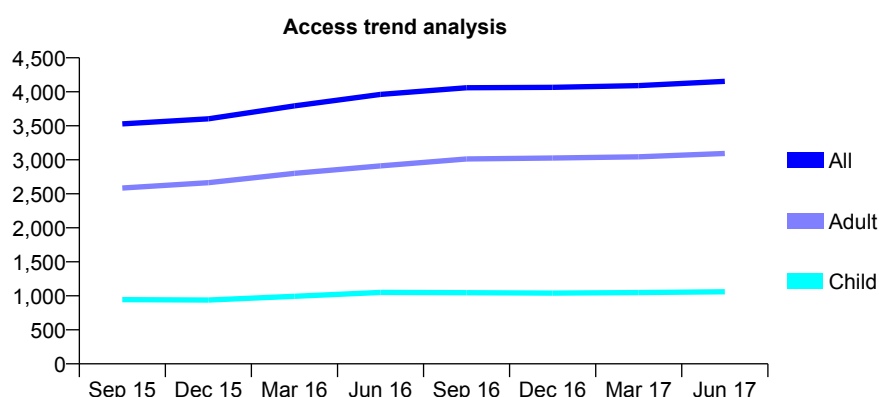
Q68 - Vital Signs At a Glance Contract Report for 101435/0038 - June 2017

Name or company name	IDH Limited
Contract type name	GDS Contract
Purpose of contract	General
Contract start date	01/04/2006
Contract end date	

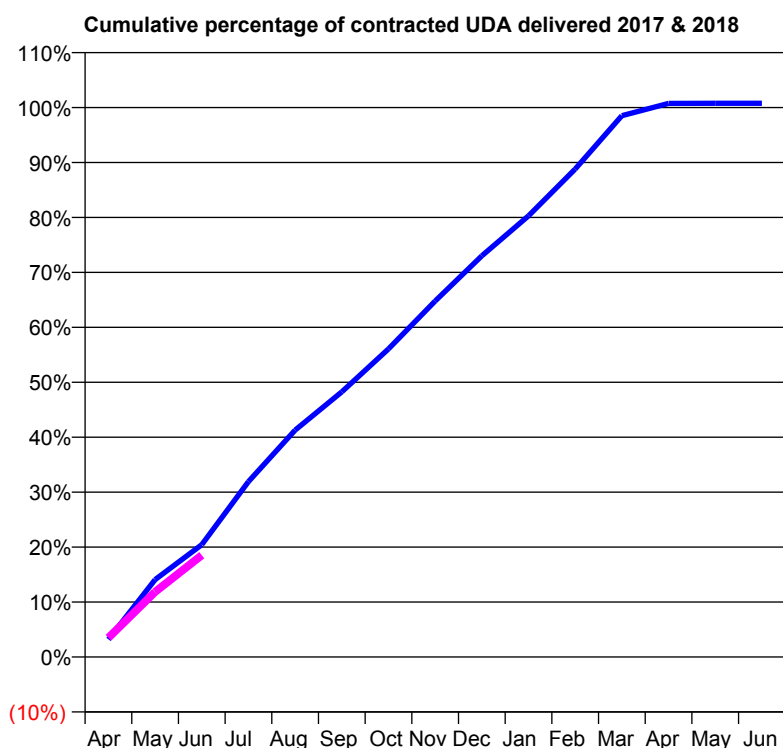
17/18 Contracted general activity (UDA)	10,828
Carry forward general activity (UDA)	0
17/18 Contracted orthodontic activity (UOA)	0
Carry forward orthodontic activity (UOA)	0
Baseline contract value	£309,424.71

ACCESS*

Patients seen in 24 months	Total	Change since previous quarter
Quarter ending June 2016	3,961	
Quarter ending September 2016	4,059	↑
Quarter ending December 2016	4,066	→
Quarter ending March 2017	4,092	→
Quarter ending June 2017	4,154	→
Variance since June 2016	4.9%	↑



ACTIVITY



Month	Adjusted Scheduled Activity (UDA)	
	2017	2018
April	348	379
May	1,526	1,284
June	2,214	2,007
July	3,456	
August	4,471	
September	5,224	
October	6,072	
November	7,014	
December	7,905	
January	8,695	
February	9,615	
March	10,668	
April	10,909	
May	10,910	
June	10,910	

QUALITY

	Quantity	Base Number	Contract	AT	Region	England
% of FP17s for the same patient ID Re-attending within 3 months - Children	13	248	5.2%	9.4%	11.6%	12.0%
% of FP17s for the same patient ID Re-attending within 3 months - Adults	90	738	12.2%	15.1%	15.9%	16.0%
% of FP17s for the same patient ID Re-attending between 3 & 9 months - Children	93	248	37.5%	59.5%	60.4%	58.0%
% of FP17s for the same patient ID Re-attending between 3 & 9 months - Adults	312	738	42.3%	51.8%	52.3%	50.9%
% of FP17s for Band 1 Urgent Courses	78	892	8.7%	9.5%	9.5%	9.1%
% of FP17s Relating to Free Repair or Replacements	12	892	1.3%	0.6%	0.7%	0.8%
% of FP17s Relating to Continuations	14	892	1.6%	1.0%	1.0%	1.1%
% of Patients satisfied with the dentistry they have received	6	7	N/A	90.8%	91.9%	91.7%
% of Patients satisfied with the time they had to wait for an appointment	6	7	N/A	87.8%	88.0%	88.0%

* This is based on patients treated on this contract for their most recent course of treatment. Figures in italics indicate the base number of FP17s or Patient Questionnaire responses are less than 100. N/A is shown where the base number of responses is less than 10 during the period. % is calculated as Quantity/Base number*100

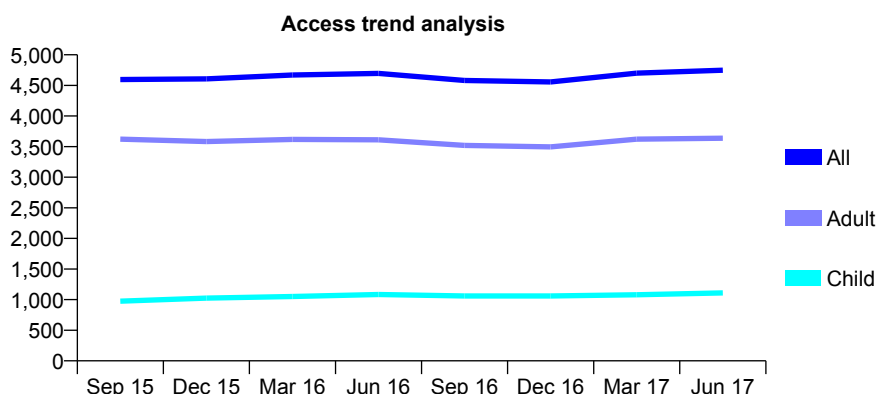
Q68 - Vital Signs At a Glance Contract Report for 101435/0039 - June 2017

Name or company name	IDH Limited
Contract type name	GDS Contract
Purpose of contract	General
Contract start date	01/04/2006
Contract end date	

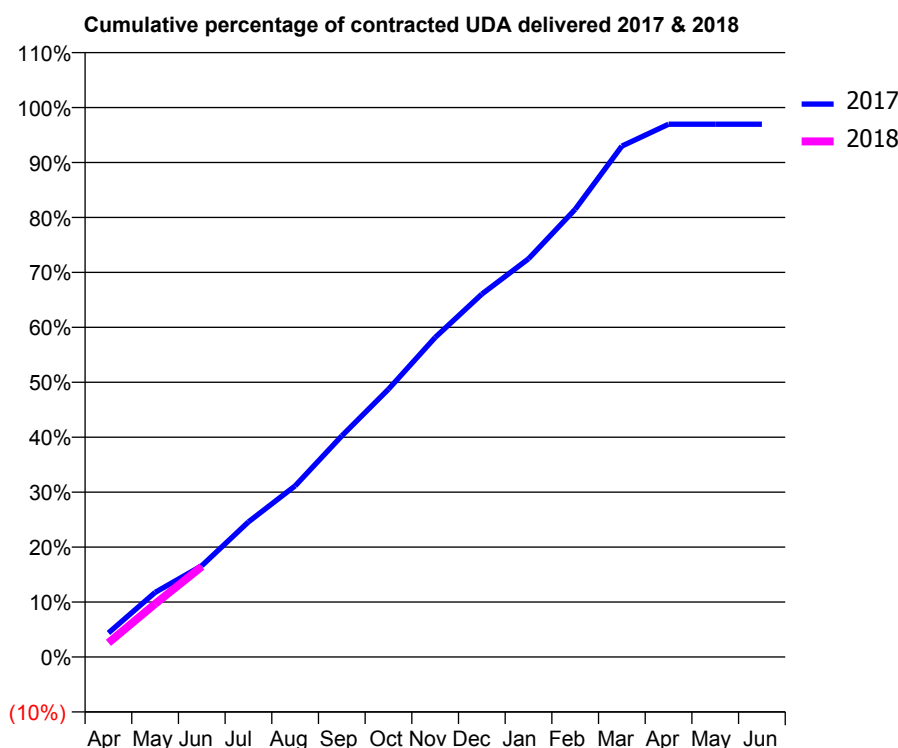
17/18 Contracted general activity (UDA)	15,788
Carry forward general activity (UDA)	0
17/18 Contracted orthodontic activity (UOA)	0
Carry forward orthodontic activity (UOA)	0
Baseline contract value	£445,580.63

ACCESS*

Patients seen in 24 months	Total	Change since previous quarter
Quarter ending June 2016	4,695	
Quarter ending September 2016	4,580	↓
Quarter ending December 2016	4,556	→
Quarter ending March 2017	4,701	↑
Quarter ending June 2017	4,748	→
Variance since June 2016	1.1%	→



ACTIVITY



Adjusted Scheduled Activity (UDA)		
Month	2017	2018
April	693	407
May	1,855	1,527
June	2,624	2,600
July	3,881	
August	4,918	
September	6,355	
October	7,694	
November	9,181	
December	10,426	
January	11,443	
February	12,865	
March	14,678	
April	15,306	
May	15,308	
June	15,308	

QUALITY

	Quantity	Base Number	Contract	AT	Region	England
% of FP17s for the same patient ID Re-attending within 3 months - Children	11	344	3.2%	9.4%	11.6%	12.0%
% of FP17s for the same patient ID Re-attending within 3 months - Adults	75	898	8.4%	15.1%	15.9%	16.0%
% of FP17s for the same patient ID Re-attending between 3 & 9 months - Children	169	344	49.1%	59.5%	60.4%	58.0%
% of FP17s for the same patient ID Re-attending between 3 & 9 months - Adults	410	898	45.7%	51.8%	52.3%	50.9%
% of FP17s for Band 1 Urgent Courses	32	1,046	3.1%	9.5%	9.5%	9.1%
% of FP17s Relating to Free Repair or Replacements	8	1,046	0.8%	0.6%	0.7%	0.8%
% of FP17s Relating to Continuations	16	1,046	1.5%	1.0%	1.0%	1.1%
% of Patients satisfied with the dentistry they have received	9	9	N/A	90.8%	91.9%	91.7%
% of Patients satisfied with the time they had to wait for an appointment	9	9	N/A	87.8%	88.0%	88.0%

* This is based on patients treated on this contract for their most recent course of treatment. Figures in italics indicate the base number of FP17s or Patient Questionnaire responses are less than 100. N/A is shown where the base number of responses is less than 10 during the period. % is calculated as Quantity/Base number*100

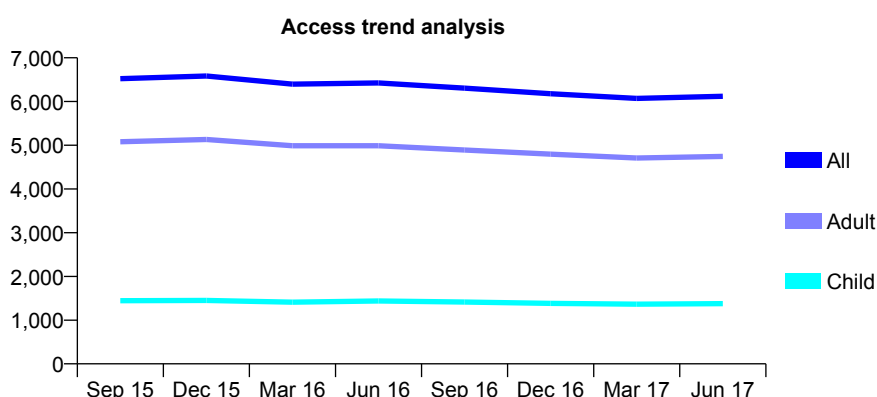
Q68 - Vital Signs At a Glance Contract Report for 101435/0041 - June 2017

Name or company name	IDH Limited
Contract type name	GDS Contract
Purpose of contract	General
Contract start date	01/04/2006
Contract end date	

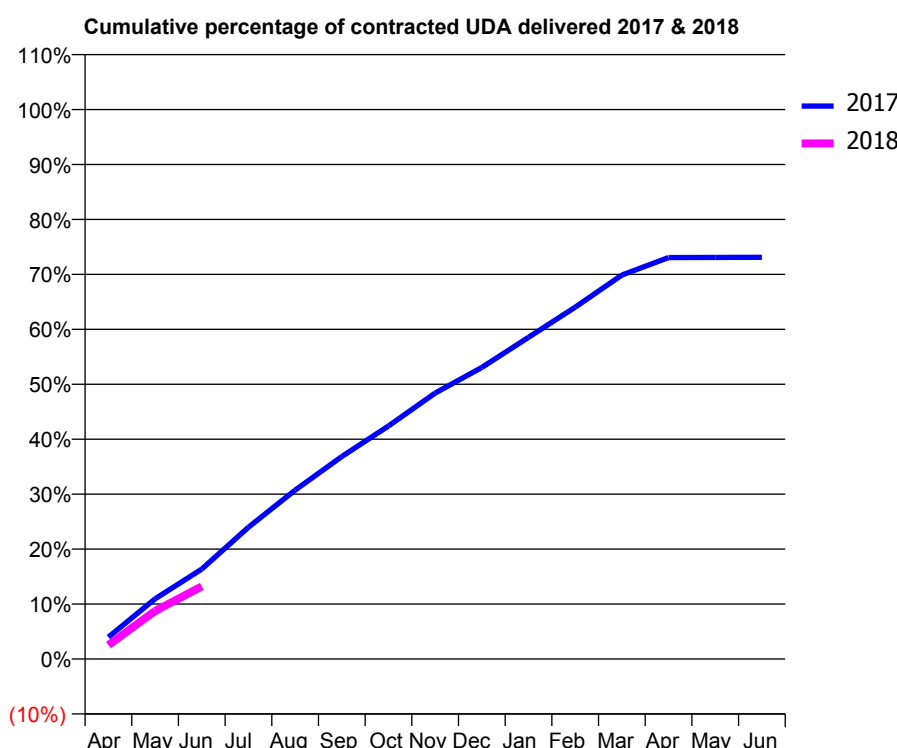
17/18 Contracted general activity (UDA)	22,081
Carry forward general activity (UDA)	0
17/18 Contracted orthodontic activity (UOA)	0
Carry forward orthodontic activity (UOA)	0
Baseline contract value	£703,864.34

ACCESS*

Patients seen in 24 months	Total	Change since previous quarter
Quarter ending June 2016	6,424	
Quarter ending September 2016	6,306	↓
Quarter ending December 2016	6,177	↓
Quarter ending March 2017	6,072	↓
Quarter ending June 2017	6,121	→
Variance since June 2016	(4.7%)	↓



ACTIVITY



Adjusted Scheduled Activity (UDA)		
Month	2017	2018
April	882	559
May	2,418	1,930
June	3,616	2,915
July	5,295	
August	6,785	
September	8,138	
October	9,365	
November	10,688	
December	11,715	
January	12,927	
February	14,140	
March	15,429	
April	16,131	
May	16,137	
June	16,142	

QUALITY

	Quantity	Base Number	Contract	AT	Region	England
% of FP17s for the same patient ID Re-attending within 3 months - Children	29	392	7.4%	9.4%	11.6%	12.0%
% of FP17s for the same patient ID Re-attending within 3 months - Adults	195	1,205	16.2%	15.1%	15.9%	16.0%
% of FP17s for the same patient ID Re-attending between 3 & 9 months - Children	175	392	44.6%	59.5%	60.4%	58.0%
% of FP17s for the same patient ID Re-attending between 3 & 9 months - Adults	454	1,205	37.7%	51.8%	52.3%	50.9%
% of FP17s for Band 1 Urgent Courses	220	1,332	16.5%	9.5%	9.5%	9.1%
% of FP17s Relating to Free Repair or Replacements	12	1,332	0.9%	0.6%	0.7%	0.8%
% of FP17s Relating to Continuations	15	1,332	1.1%	1.0%	1.0%	1.1%
% of Patients satisfied with the dentistry they have received	2	3	N/A	90.8%	91.9%	91.7%
% of Patients satisfied with the time they had to wait for an appointment	3	3	N/A	87.8%	88.0%	88.0%

* This is based on patients treated on this contract for their most recent course of treatment. Figures in italics indicate the base number of FP17s or Patient Questionnaire responses are less than 100. N/A is shown where the base number of responses is less than 10 during the period. % is calculated as Quantity/Base number*100

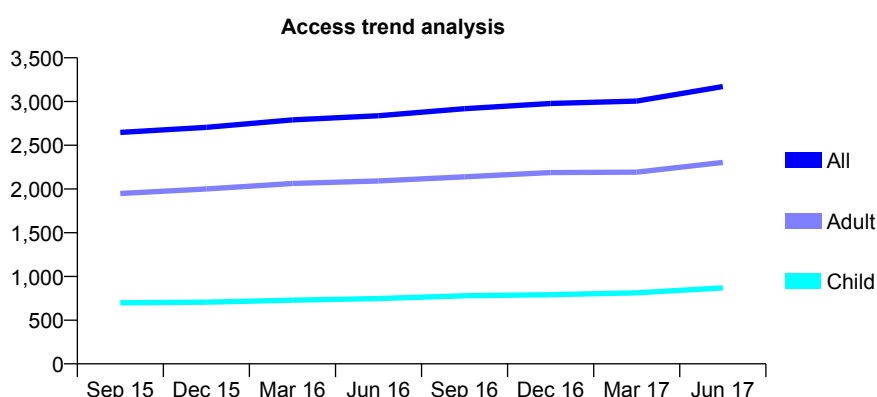
Q68 - Vital Signs At a Glance Contract Report for 101435/0043 - June 2017

Name or company name	IDH Limited
Contract type name	GDS Contract
Purpose of contract	General
Contract start date	01/04/2006
Contract end date	

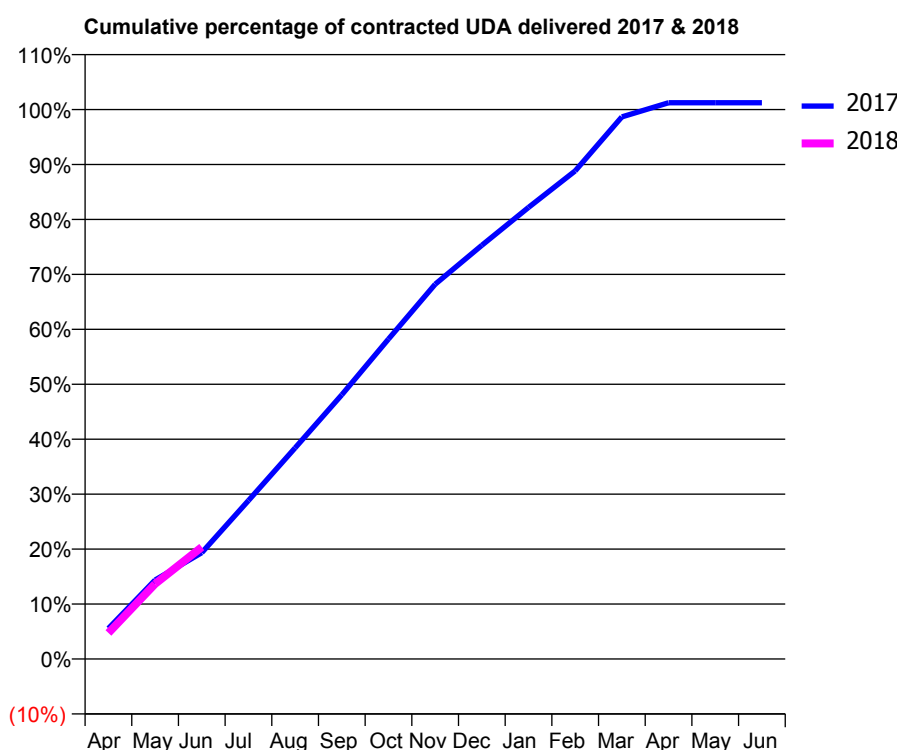
17/18 Contracted general activity (UDA)	9,058
Carry forward general activity (UDA)	0
17/18 Contracted orthodontic activity (UOA)	0
Carry forward orthodontic activity (UOA)	0
Baseline contract value	£210,187.18

ACCESS*

Patients seen in 24 months	Total	Change since previous quarter
Quarter ending June 2016	2,838	
Quarter ending September 2016	2,918	↑
Quarter ending December 2016	2,978	↑
Quarter ending March 2017	3,005	→
Quarter ending June 2017	3,172	↑
Variance since June 2016	11.8%	↑



ACTIVITY



Adjusted Scheduled Activity (UDA)		
Month	2017	2018
April	505	431
May	1,303	1,238
June	1,753	1,846
July	2,613	
August	3,481	
September	4,355	
October	5,274	
November	6,177	
December	6,819	
January	7,443	
February	8,046	
March	8,936	
April	9,170	
May	9,170	
June	9,170	

QUALITY

	Quantity	Base Number	Contract	AT	Region	England
% of FP17s for the same patient ID Re-attending within 3 months - Children	10	269	3.7%	9.4%	11.6%	12.0%
% of FP17s for the same patient ID Re-attending within 3 months - Adults	78	616	12.7%	15.1%	15.9%	16.0%
% of FP17s for the same patient ID Re-attending between 3 & 9 months - Children	120	269	44.6%	59.5%	60.4%	58.0%
% of FP17s for the same patient ID Re-attending between 3 & 9 months - Adults	233	616	37.8%	51.8%	52.3%	50.9%
% of FP17s for Band 1 Urgent Courses	58	791	7.3%	9.5%	9.5%	9.1%
% of FP17s Relating to Free Repair or Replacements	3	791	0.4%	0.6%	0.7%	0.8%
% of FP17s Relating to Continuations	18	791	2.3%	1.0%	1.0%	1.1%
% of Patients satisfied with the dentistry they have received	10	10	100.0%	90.8%	91.9%	91.7%
% of Patients satisfied with the time they had to wait for an appointment	9	10	90.0%	87.8%	88.0%	88.0%

* This is based on patients treated on this contract for their most recent course of treatment. Figures in italics indicate the base number of FP17s or Patient Questionnaire responses are less than 100. N/A is shown where the base number of responses is less than 10 during the period. % is calculated as Quantity/Base number*100

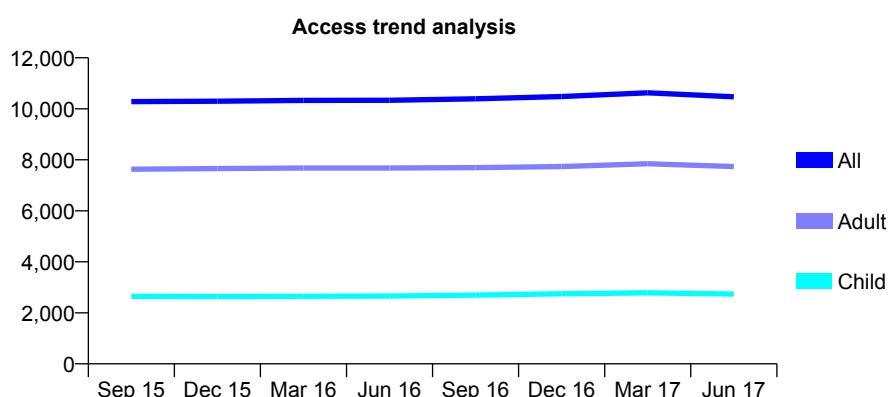
Q68 - Vital Signs At a Glance Contract Report for 101435/0044 - June 2017

Name or company name	IDH Limited
Contract type name	GDS Contract
Purpose of contract	General
Contract start date	15/05/2006
Contract end date	

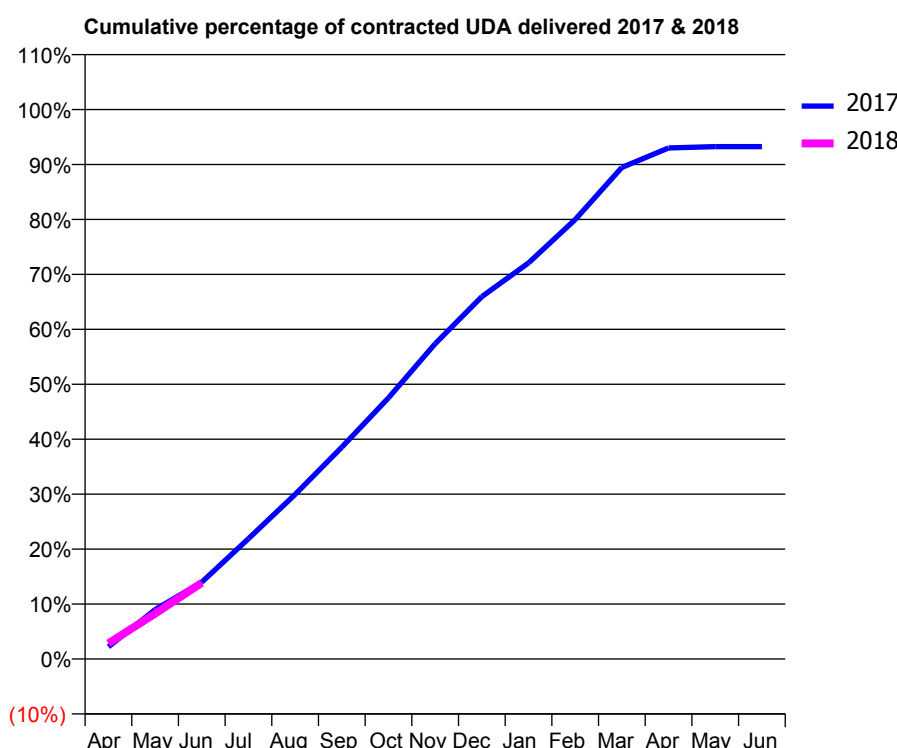
17/18 Contracted general activity (UDA)	28,158
Carry forward general activity (UDA)	0
17/18 Contracted orthodontic activity (UOA)	0
Carry forward orthodontic activity (UOA)	0
Baseline contract value	£790,543.52

ACCESS*

Patients seen in 24 months	Total	Change since previous quarter
Quarter ending June 2016	10,336	
Quarter ending September 2016	10,393	→
Quarter ending December 2016	10,483	→
Quarter ending March 2017	10,626	→
Quarter ending June 2017	10,472	↓
Variance since June 2016	1.3%	→



ACTIVITY



Adjusted Scheduled Activity (UDA)		
Month	2017	2018
April	624	800
May	2,530	2,328
June	3,941	3,906
July	6,169	
August	8,437	
September	10,856	
October	13,382	
November	16,159	
December	18,569	
January	20,296	
February	22,517	
March	25,190	
April	26,184	
May	26,255	
June	26,258	

QUALITY

	Quantity	Base Number	Contract	AT	Region	England
% of FP17s for the same patient ID Re-attending within 3 months - Children	17	774	2.2%	9.4%	11.6%	12.0%
% of FP17s for the same patient ID Re-attending within 3 months - Adults	94	1,793	5.2%	15.1%	15.9%	16.0%
% of FP17s for the same patient ID Re-attending between 3 & 9 months - Children	455	774	58.8%	59.5%	60.4%	58.0%
% of FP17s for the same patient ID Re-attending between 3 & 9 months - Adults	1,064	1,793	59.3%	51.8%	52.3%	50.9%
% of FP17s for Band 1 Urgent Courses	107	2,078	5.1%	9.5%	9.5%	9.1%
% of FP17s Relating to Free Repair or Replacements	0	2,078	0.0%	0.6%	0.7%	0.8%
% of FP17s Relating to Continuations	4	2,078	0.2%	1.0%	1.0%	1.1%
% of Patients satisfied with the dentistry they have received	11	11	100.0%	90.8%	91.9%	91.7%
% of Patients satisfied with the time they had to wait for an appointment	10	11	90.9%	87.8%	88.0%	88.0%

* This is based on patients treated on this contract for their most recent course of treatment. Figures in italics indicate the base number of FP17s or Patient Questionnaire responses are less than 100. N/A is shown where the base number of responses is less than 10 during the period. % is calculated as Quantity/Base number*100

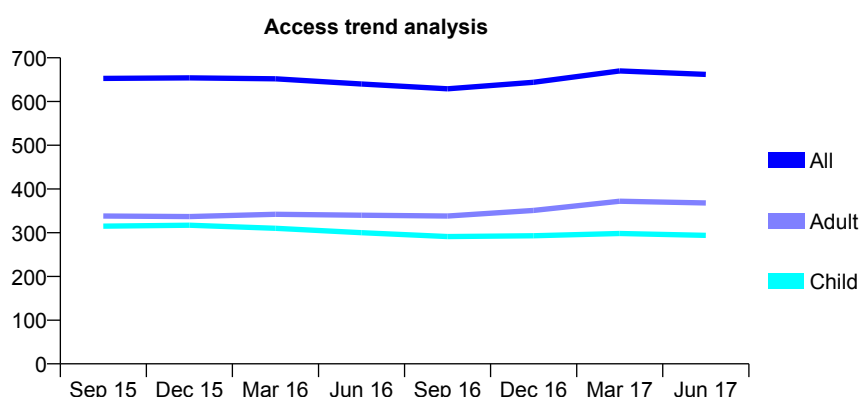
Q68 - Vital Signs At a Glance Contract Report for 102091/0001 - June 2017

Name or company name	Gresham Dental Practice Limited
Contract type name	GDS Contract
Purpose of contract	General
Contract start date	01/10/2011
Contract end date	

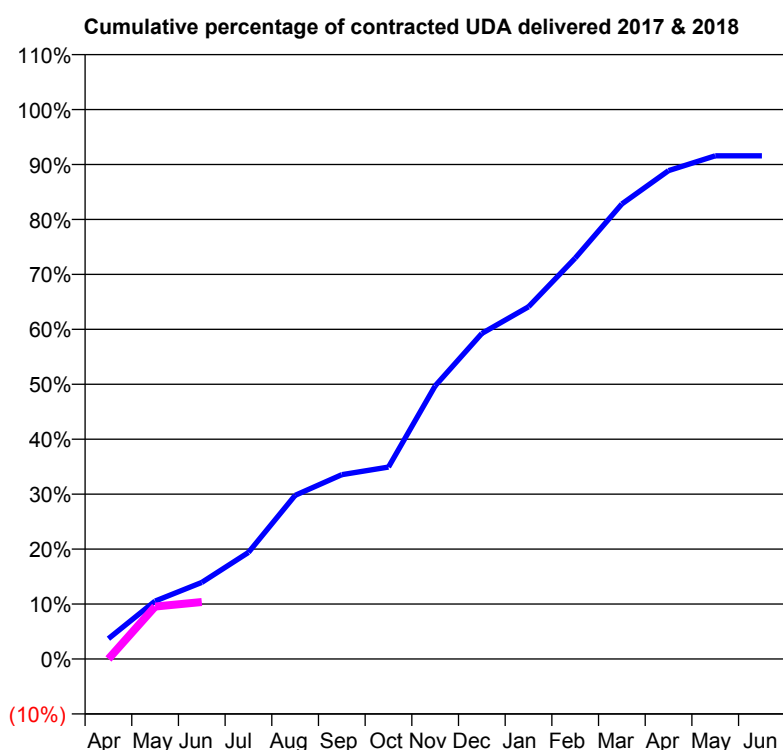
17/18 Contracted general activity (UDA)	1,300
Carry forward general activity (UDA)	0
17/18 Contracted orthodontic activity (UOA)	0
Carry forward orthodontic activity (UOA)	0
Baseline contract value	£28,605.97

ACCESS*

Patients seen in 24 months	Total	Change since previous quarter
Quarter ending June 2016	640	
Quarter ending September 2016	629	↓
Quarter ending December 2016	644	↑
Quarter ending March 2017	670	↑
Quarter ending June 2017	662	↓
Variance since June 2016	3.4%	↑



ACTIVITY



Adjusted Scheduled Activity (UDA)		
Month	2017	2018
April	48	0
May	137	124
June	181	135
July	252	
August	387	
September	436	
October	454	
November	646	
December	770	
January	833	
February	948	
March	1,076	
April	1,155	
May	1,190	
June	1,190	

QUALITY

	Quantity	Base Number	Contract	AT	Region	England
% of FP17s for the same patient ID Re-attending within 3 months - Children	1	62	1.6%	9.4%	11.6%	12.0%
% of FP17s for the same patient ID Re-attending within 3 months - Adults	2	80	2.5%	15.1%	15.9%	16.0%
% of FP17s for the same patient ID Re-attending between 3 & 9 months - Children	25	62	40.3%	59.5%	60.4%	58.0%
% of FP17s for the same patient ID Re-attending between 3 & 9 months - Adults	33	80	41.3%	51.8%	52.3%	50.9%
% of FP17s for Band 1 Urgent Courses	0	76	0.0%	9.5%	9.5%	9.1%
% of FP17s Relating to Free Repair or Replacements	0	76	0.0%	0.6%	0.7%	0.8%
% of FP17s Relating to Continuations	0	76	0.0%	1.0%	1.0%	1.1%
% of Patients satisfied with the dentistry they have received	1	1	N/A	90.8%	91.9%	91.7%
% of Patients satisfied with the time they had to wait for an appointment	1	1	N/A	87.8%	88.0%	88.0%

* This is based on patients treated on this contract for their most recent course of treatment. Figures in italics indicate the base number of FP17s or Patient Questionnaire responses are less than 100. N/A is shown where the base number of responses is less than 10 during the period. % is calculated as Quantity/Base number*100

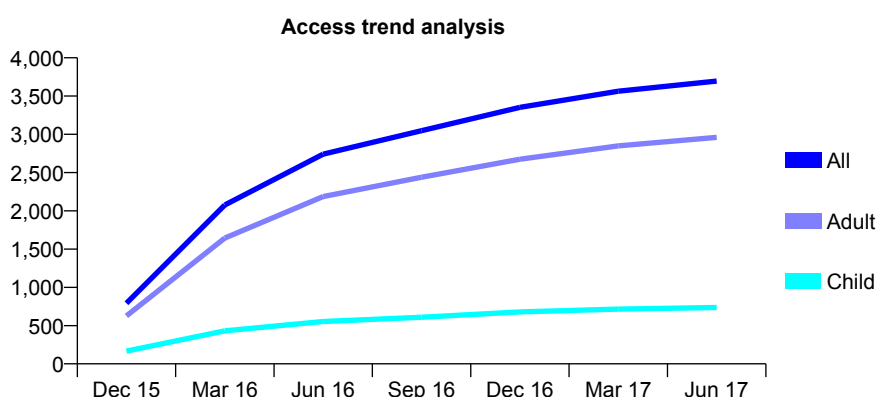
Q68 - Vital Signs At a Glance Contract Report for 102326/0001 - June 2017

Name or company name	Walberton Dental Practice
Contract type name	GDS Contract
Purpose of contract	General
Contract start date	15/10/2015
Contract end date	

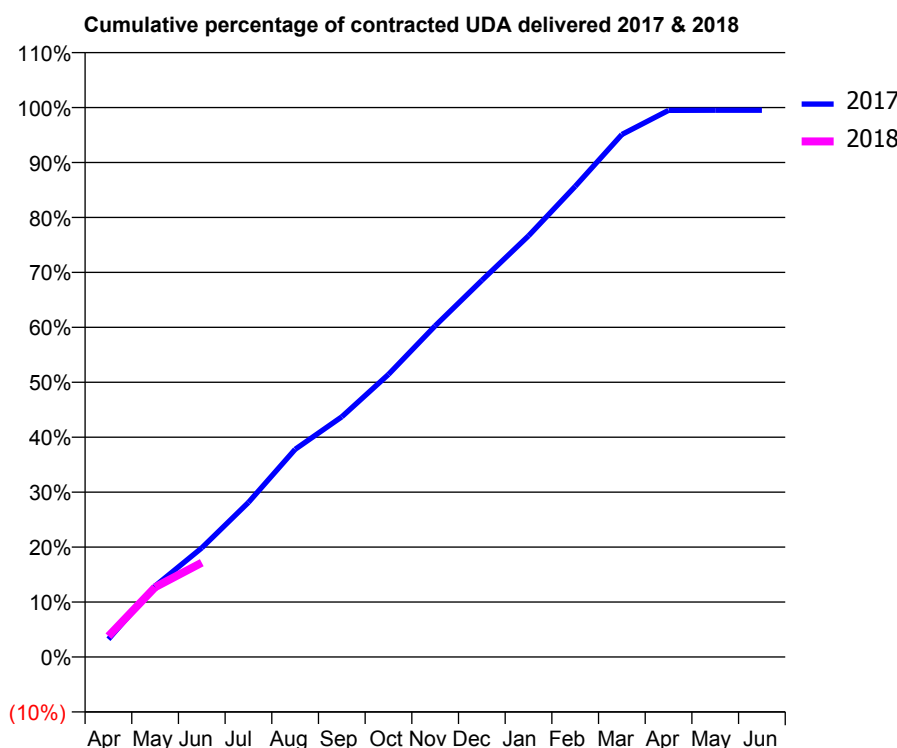
17/18 Contracted general activity (UDA)	14,566
Carry forward general activity (UDA)	0
17/18 Contracted orthodontic activity (UOA)	0
Carry forward orthodontic activity (UOA)	0
Baseline contract value	£308,085.91

ACCESS*

Patients seen in 24 months	Total	Change since previous quarter
Quarter ending June 2016	2,741	
Quarter ending September 2016	3,048	↑
Quarter ending December 2016	3,352	↑
Quarter ending March 2017	3,564	↑
Quarter ending June 2017	3,696	↑
Variance since June 2016	34.8%	↑



ACTIVITY



Adjusted Scheduled Activity (UDA)		
Month	2017	2018
April	474	552
May	1,884	1,850
June	2,893	2,502
July	4,099	
August	5,504	
September	6,367	
October	7,494	
November	8,778	
December	9,985	
January	11,165	
February	12,477	
March	13,850	
April	14,490	
May	14,495	
June	14,495	

QUALITY

	Quantity	Base Number	Contract	AT	Region	England
% of FP17s for the same patient ID Re-attending within 3 months - Children	18	238	7.6%	9.4%	11.6%	12.0%
% of FP17s for the same patient ID Re-attending within 3 months - Adults	198	997	19.9%	15.1%	15.9%	16.0%
% of FP17s for the same patient ID Re-attending between 3 & 9 months - Children	152	238	63.9%	59.5%	60.4%	58.0%
% of FP17s for the same patient ID Re-attending between 3 & 9 months - Adults	550	997	55.2%	51.8%	52.3%	50.9%
% of FP17s for Band 1 Urgent Courses	124	1,009	12.3%	9.5%	9.5%	9.1%
% of FP17s Relating to Free Repair or Replacements	6	1,009	0.6%	0.6%	0.7%	0.8%
% of FP17s Relating to Continuations	13	1,009	1.3%	1.0%	1.0%	1.1%
% of Patients satisfied with the dentistry they have received	16	16	100.0%	90.8%	91.9%	91.7%
% of Patients satisfied with the time they had to wait for an appointment	16	16	100.0%	87.8%	88.0%	88.0%

* This is based on patients treated on this contract for their most recent course of treatment. Figures in italics indicate the base number of FP17s or Patient Questionnaire responses are less than 100. N/A is shown where the base number of responses is less than 10 during the period. % is calculated as Quantity/Base number*100

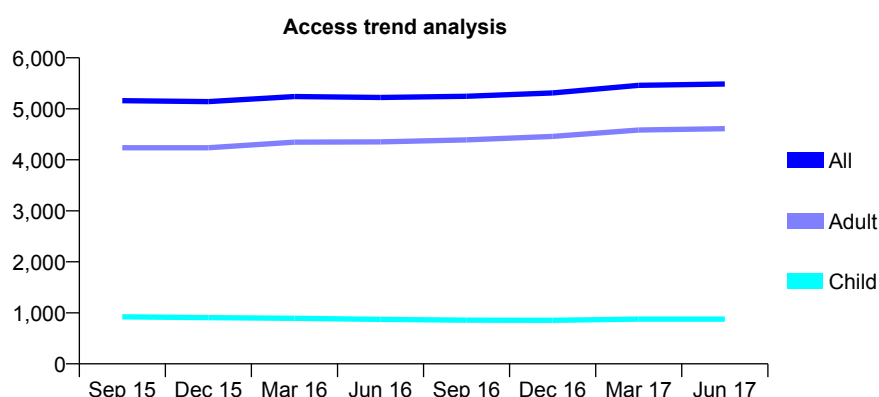
Q68 - Vital Signs At a Glance Contract Report for 102474/0001 - June 2017

Name or company name	Elizabeth Horn
Contract type name	GDS Contract
Purpose of contract	General
Contract start date	01/09/2012
Contract end date	

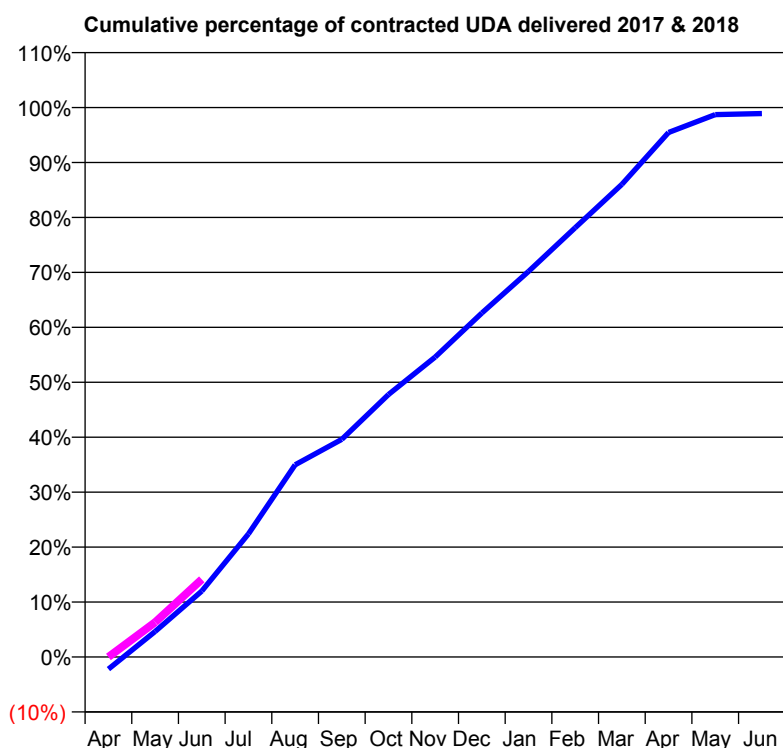
17/18 Contracted general activity (UDA)	16,133
Carry forward general activity (UDA)	0
17/18 Contracted orthodontic activity (UOA)	0
Carry forward orthodontic activity (UOA)	0
Baseline contract value	£489,352.96

ACCESS*

Patients seen in 24 months	Total	Change since previous quarter
Quarter ending June 2016	5,222	
Quarter ending September 2016	5,246	→
Quarter ending December 2016	5,312	→
Quarter ending March 2017	5,461	↑
Quarter ending June 2017	5,487	→
Variance since June 2016	5.1%	↑



ACTIVITY



Adjusted Scheduled Activity (UDA)		
Month	2017	2018
April	-358	0
May	748	1,018
June	1,935	2,280
July	3,615	
August	5,645	
September	6,391	
October	7,706	
November	8,805	
December	10,098	
January	11,319	
February	12,606	
March	13,878	
April	15,400	
May	15,925	
June	15,957	

QUALITY

	Quantity	Base Number	Contract	AT	Region	England
% of FP17s for the same patient ID Re-attending within 3 months - Children	10	243	4.1%	9.4%	11.6%	12.0%
% of FP17s for the same patient ID Re-attending within 3 months - Adults	165	1,456	11.3%	15.1%	15.9%	16.0%
% of FP17s for the same patient ID Re-attending between 3 & 9 months - Children	62	243	25.5%	59.5%	60.4%	58.0%
% of FP17s for the same patient ID Re-attending between 3 & 9 months - Adults	556	1,456	38.2%	51.8%	52.3%	50.9%
% of FP17s for Band 1 Urgent Courses	48	930	5.2%	9.5%	9.5%	9.1%
% of FP17s Relating to Free Repair or Replacements	6	930	0.6%	0.6%	0.7%	0.8%
% of FP17s Relating to Continuations	21	930	2.3%	1.0%	1.0%	1.1%
% of Patients satisfied with the dentistry they have received	6	7	N/A	90.8%	91.9%	91.7%
% of Patients satisfied with the time they had to wait for an appointment	7	7	N/A	87.8%	88.0%	88.0%

* This is based on patients treated on this contract for their most recent course of treatment. Figures in italics indicate the base number of FP17s or Patient Questionnaire responses are less than 100. N/A is shown where the base number of responses is less than 10 during the period. % is calculated as Quantity/Base number*100

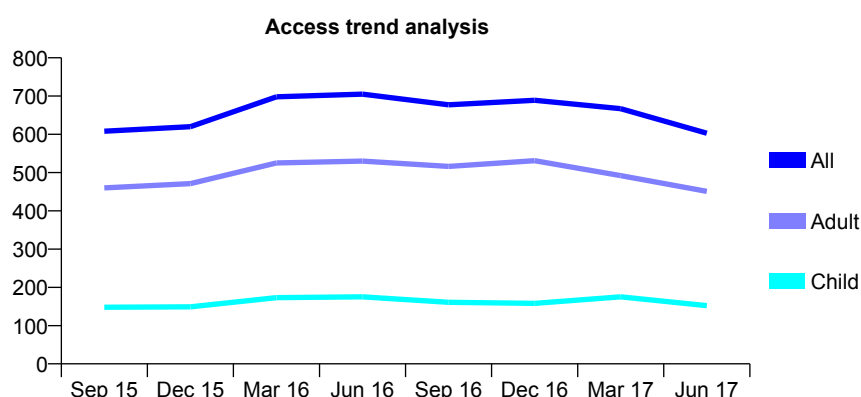
Q68 - Vital Signs At a Glance Contract Report for 102822/0001 - June 2017

Name or company name	Mr A Mankoui and Mr F Nosrati Rad
Contract type name	GDS Contract
Purpose of contract	General
Contract start date	01/02/2014
Contract end date	

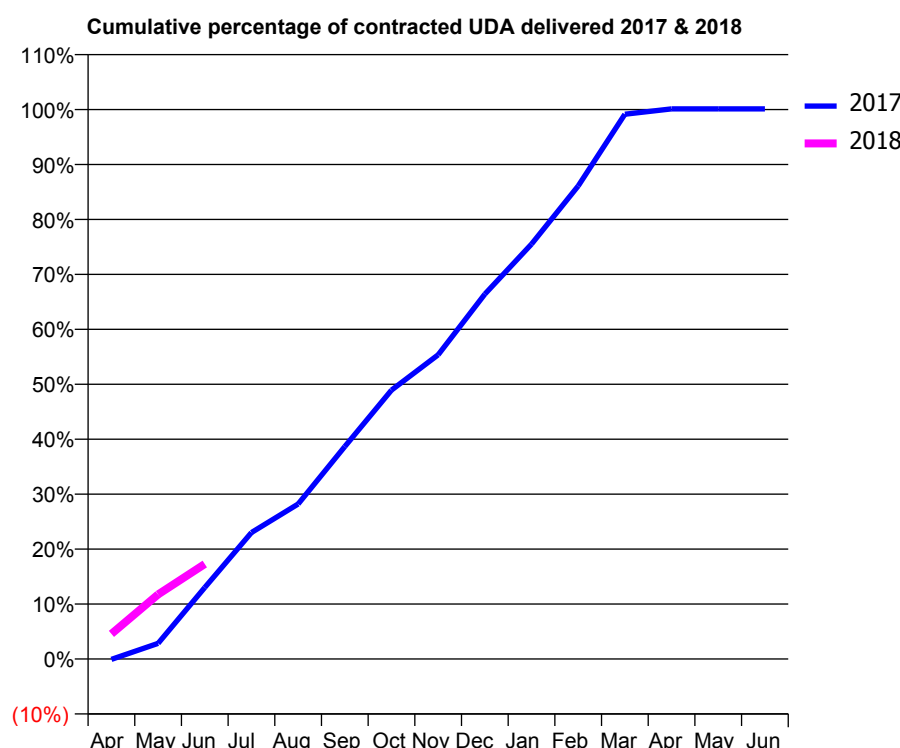
17/18 Contracted general activity (UDA)	1,567
Carry forward general activity (UDA)	0
17/18 Contracted orthodontic activity (UOA)	0
Carry forward orthodontic activity (UOA)	0
Baseline contract value	£42,887.20

ACCESS*

Patients seen in 24 months	Total	Change since previous quarter
Quarter ending June 2016	705	
Quarter ending September 2016	677	↓
Quarter ending December 2016	689	→
Quarter ending March 2017	667	↓
Quarter ending June 2017	603	↓
Variance since June 2016	(14.5%)	↓



ACTIVITY



Month	Adjusted Scheduled Activity (UDA)	
	2017	2018
April	-1	72
May	45	184
June	204	271
July	361	
August	442	
September	606	
October	767	
November	868	
December	1,040	
January	1,183	
February	1,349	
March	1,553	
April	1,569	
May	1,569	
June	1,569	

QUALITY

	Quantity	Base Number	Contract	AT	Region	England
% of FP17s for the same patient ID Re-attending within 3 months - Children	4	36	11.1%	9.4%	11.6%	12.0%
% of FP17s for the same patient ID Re-attending within 3 months - Adults	12	119	10.1%	15.1%	15.9%	16.0%
% of FP17s for the same patient ID Re-attending between 3 & 9 months - Children	21	36	58.3%	59.5%	60.4%	58.0%
% of FP17s for the same patient ID Re-attending between 3 & 9 months - Adults	75	119	63.0%	51.8%	52.3%	50.9%
% of FP17s for Band 1 Urgent Courses	10	144	6.9%	9.5%	9.5%	9.1%
% of FP17s Relating to Free Repair or Replacements	0	144	0.0%	0.6%	0.7%	0.8%
% of FP17s Relating to Continuations	1	144	0.7%	1.0%	1.0%	1.1%
% of Patients satisfied with the dentistry they have received	0	1	N/A	90.8%	91.9%	91.7%
% of Patients satisfied with the time they had to wait for an appointment	1	1	N/A	87.8%	88.0%	88.0%

* This is based on patients treated on this contract for their most recent course of treatment. Figures in italics indicate the base number of FP17s or Patient Questionnaire responses are less than 100. N/A is shown where the base number of responses is less than 10 during the period. % is calculated as Quantity/Base number*100

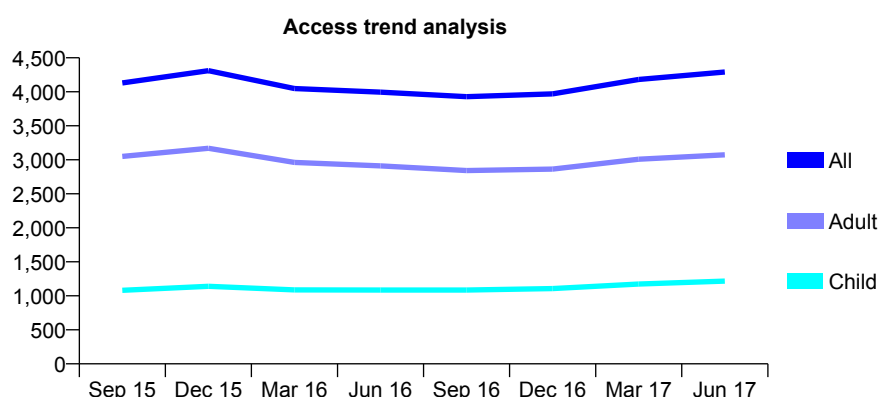
Q68 - Vital Signs At a Glance Contract Report for 103985/0001 - June 2017

Name or company name	Northgate Dental Care Ltd
Contract type name	GDS Contract
Purpose of contract	General
Contract start date	01/11/2007
Contract end date	

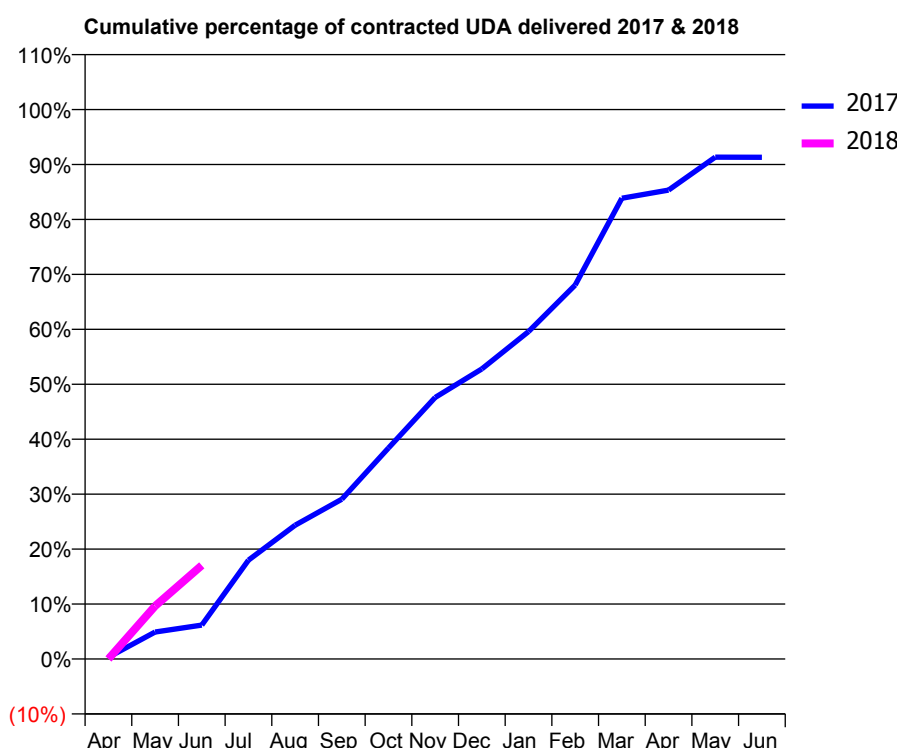
17/18 Contracted general activity (UDA)	11,756
Carry forward general activity (UDA)	0
17/18 Contracted orthodontic activity (UOA)	0
Carry forward orthodontic activity (UOA)	0
Baseline contract value	£303,919.10

ACCESS*

Patients seen in 24 months	Total	Change since previous quarter
Quarter ending June 2016	3,995	
Quarter ending September 2016	3,929	↓
Quarter ending December 2016	3,970	→
Quarter ending March 2017	4,182	↑
Quarter ending June 2017	4,291	↑
Variance since June 2016	7.4%	↑



ACTIVITY



Adjusted Scheduled Activity (UDA)		
Month	2017	2018
April	40	0
May	579	1,135
June	726	2,004
July	2,116	
August	2,863	
September	3,420	
October	4,514	
November	5,597	
December	6,206	
January	7,005	
February	8,000	
March	9,859	
April	10,031	
May	10,736	
June	10,735	

QUALITY

	Quantity	Base Number	Contract	AT	Region	England
% of FP17s for the same patient ID Re-attending within 3 months - Children	25	364	6.9%	9.4%	11.6%	12.0%
% of FP17s for the same patient ID Re-attending within 3 months - Adults	133	799	16.6%	15.1%	15.9%	16.0%
% of FP17s for the same patient ID Re-attending between 3 & 9 months - Children	127	364	34.9%	59.5%	60.4%	58.0%
% of FP17s for the same patient ID Re-attending between 3 & 9 months - Adults	212	799	26.5%	51.8%	52.3%	50.9%
% of FP17s for Band 1 Urgent Courses	128	858	14.9%	9.5%	9.5%	9.1%
% of FP17s Relating to Free Repair or Replacements	5	858	0.6%	0.6%	0.7%	0.8%
% of FP17s Relating to Continuations	23	858	2.7%	1.0%	1.0%	1.1%
% of Patients satisfied with the dentistry they have received	7	7	N/A	90.8%	91.9%	91.7%
% of Patients satisfied with the time they had to wait for an appointment	6	7	N/A	87.8%	88.0%	88.0%

* This is based on patients treated on this contract for their most recent course of treatment. Figures in italics indicate the base number of FP17s or Patient Questionnaire responses are less than 100. N/A is shown where the base number of responses is less than 10 during the period. % is calculated as Quantity/Base number*100

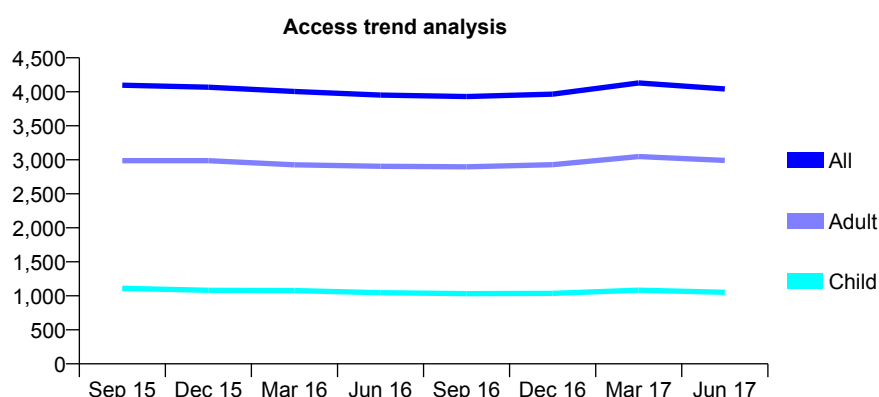
Q68 - Vital Signs At a Glance Contract Report for 104051/0001 - June 2017

Name or company name	Mermaid Dental Care Limited
Contract type name	GDS Contract
Purpose of contract	General
Contract start date	01/11/2010
Contract end date	

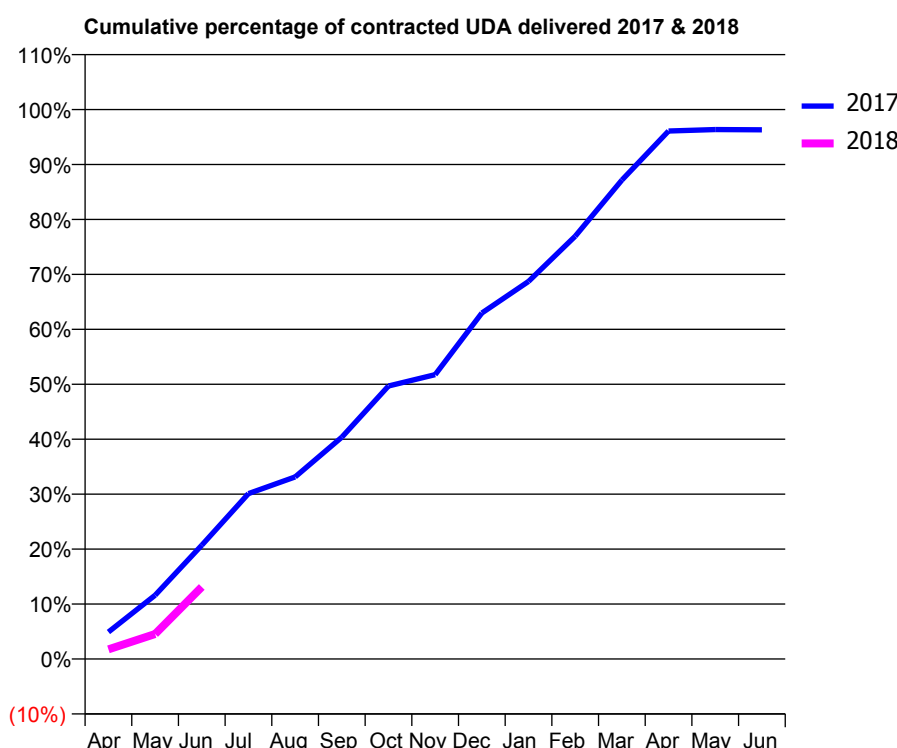
17/18 Contracted general activity (UDA)	13,475
Carry forward general activity (UDA)	0
17/18 Contracted orthodontic activity (UOA)	0
Carry forward orthodontic activity (UOA)	0
Baseline contract value	£444,914.88

ACCESS*

Patients seen in 24 months	Total	Change since previous quarter
Quarter ending June 2016	3,951	
Quarter ending September 2016	3,930	→
Quarter ending December 2016	3,965	→
Quarter ending March 2017	4,131	↑
Quarter ending June 2017	4,043	↓
Variance since June 2016	2.3%	↑



ACTIVITY



Adjusted Scheduled Activity (UDA)		
Month	2017	2018
April	662	236
May	1,564	612
June	2,790	1,767
July	4,057	
August	4,465	
September	5,439	
October	6,694	
November	6,973	
December	8,484	
January	9,260	
February	10,367	
March	11,743	
April	12,948	
May	12,984	
June	12,975	

QUALITY

	Quantity	Base Number	Contract	AT	Region	England
% of FP17s for the same patient ID Re-attending within 3 months - Children	22	285	7.7%	9.4%	11.6%	12.0%
% of FP17s for the same patient ID Re-attending within 3 months - Adults	150	804	18.7%	15.1%	15.9%	16.0%
% of FP17s for the same patient ID Re-attending between 3 & 9 months - Children	137	285	48.1%	59.5%	60.4%	58.0%
% of FP17s for the same patient ID Re-attending between 3 & 9 months - Adults	262	804	32.6%	51.8%	52.3%	50.9%
% of FP17s for Band 1 Urgent Courses	90	762	11.8%	9.5%	9.5%	9.1%
% of FP17s Relating to Free Repair or Replacements	9	762	1.2%	0.6%	0.7%	0.8%
% of FP17s Relating to Continuations	29	762	3.8%	1.0%	1.0%	1.1%
% of Patients satisfied with the dentistry they have received	2	3	N/A	90.8%	91.9%	91.7%
% of Patients satisfied with the time they had to wait for an appointment	3	3	N/A	87.8%	88.0%	88.0%

* This is based on patients treated on this contract for their most recent course of treatment. Figures in italics indicate the base number of FP17s or Patient Questionnaire responses are less than 100. N/A is shown where the base number of responses is less than 10 during the period. % is calculated as Quantity/Base number*100

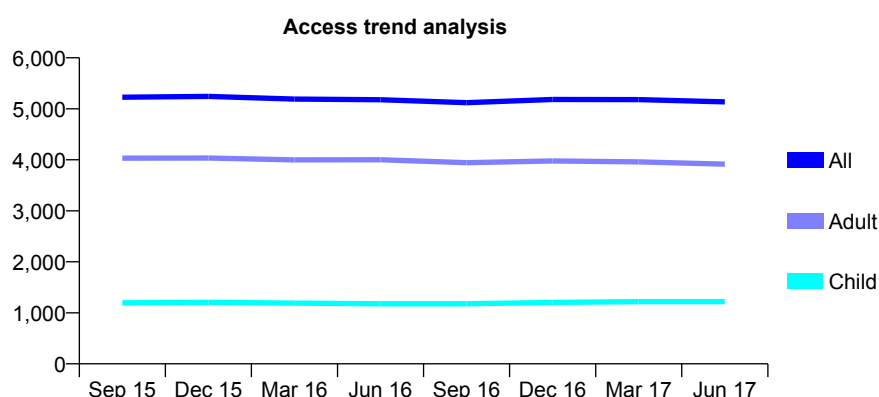
Q68 - Vital Signs At a Glance Contract Report for 104051/0002 - June 2017

Name or company name	Mermaid Dental Care Limited
Contract type name	GDS Contract
Purpose of contract	General
Contract start date	01/11/2010
Contract end date	

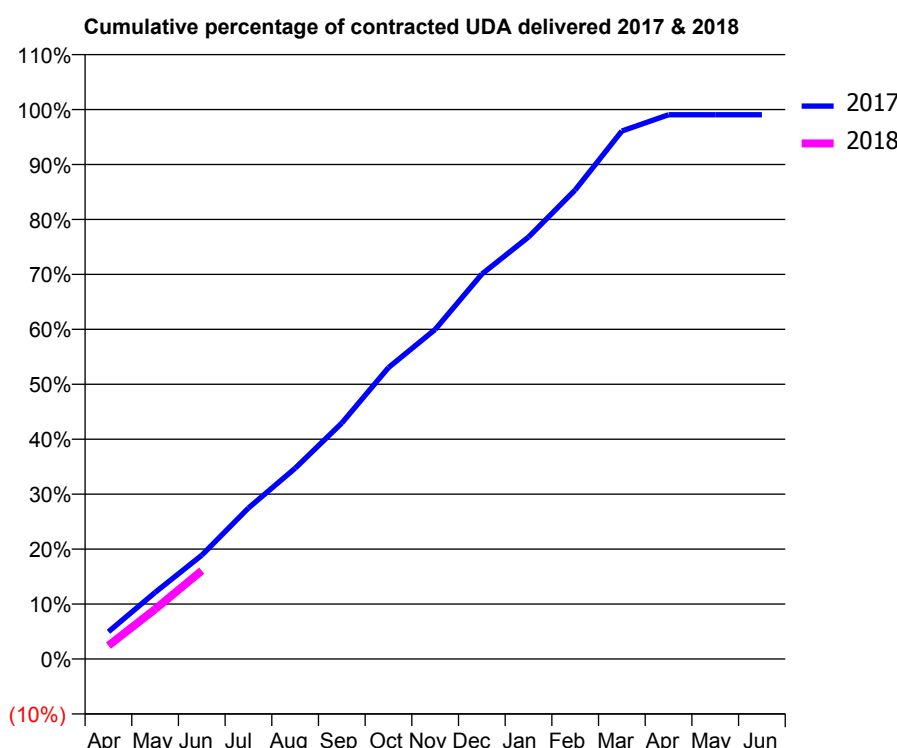
17/18 Contracted general activity (UDA)	17,855
Carry forward general activity (UDA)	0
17/18 Contracted orthodontic activity (UOA)	0
Carry forward orthodontic activity (UOA)	0
Baseline contract value	£477,065.54

ACCESS*

Patients seen in 24 months	Total	Change since previous quarter
Quarter ending June 2016	5,179	
Quarter ending September 2016	5,121	↓
Quarter ending December 2016	5,182	→
Quarter ending March 2017	5,180	→
Quarter ending June 2017	5,136	→
Variance since June 2016	(0.8%)	→



ACTIVITY



Adjusted Scheduled Activity (UDA)		
Month	2017	2018
April	885	435
May	2,166	1,618
June	3,373	2,869
July	4,905	
August	6,197	
September	7,666	
October	9,470	
November	10,708	
December	12,509	
January	13,710	
February	15,239	
March	17,158	
April	17,686	
May	17,686	
June	17,686	

QUALITY

	Quantity	Base Number	Contract	AT	Region	England
% of FP17s for the same patient ID Re-attending within 3 months - Children	16	358	4.5%	9.4%	11.6%	12.0%
% of FP17s for the same patient ID Re-attending within 3 months - Adults	132	977	13.5%	15.1%	15.9%	16.0%
% of FP17s for the same patient ID Re-attending between 3 & 9 months - Children	203	358	56.7%	59.5%	60.4%	58.0%
% of FP17s for the same patient ID Re-attending between 3 & 9 months - Adults	325	977	33.3%	51.8%	52.3%	50.9%
% of FP17s for Band 1 Urgent Courses	119	1,167	10.2%	9.5%	9.5%	9.1%
% of FP17s Relating to Free Repair or Replacements	3	1,167	0.3%	0.6%	0.7%	0.8%
% of FP17s Relating to Continuations	22	1,167	1.9%	1.0%	1.0%	1.1%
% of Patients satisfied with the dentistry they have received	10	11	90.9%	90.8%	91.9%	91.7%
% of Patients satisfied with the time they had to wait for an appointment	10	11	90.9%	87.8%	88.0%	88.0%

* This is based on patients treated on this contract for their most recent course of treatment. Figures in italics indicate the base number of FP17s or Patient Questionnaire responses are less than 100. N/A is shown where the base number of responses is less than 10 during the period. % is calculated as Quantity/Base number*100

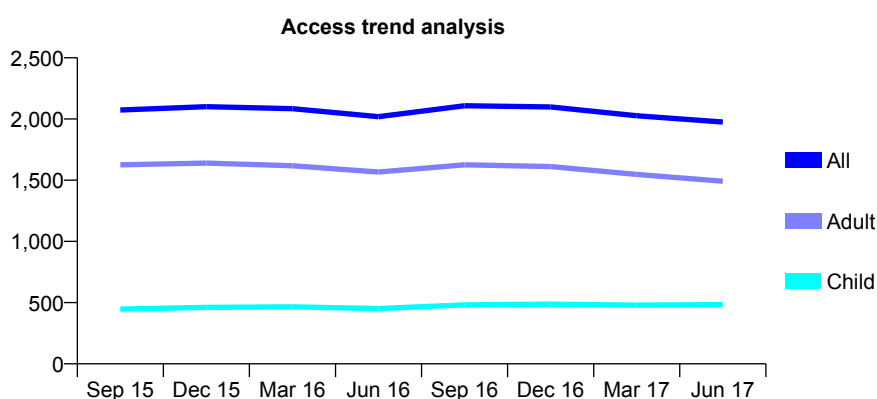
Q68 - Vital Signs At a Glance Contract Report for 104833/0001 - June 2017

Name or company name	J F Royle and R N Chadha
Contract type name	GDS Contract
Purpose of contract	General
Contract start date	07/12/2009
Contract end date	

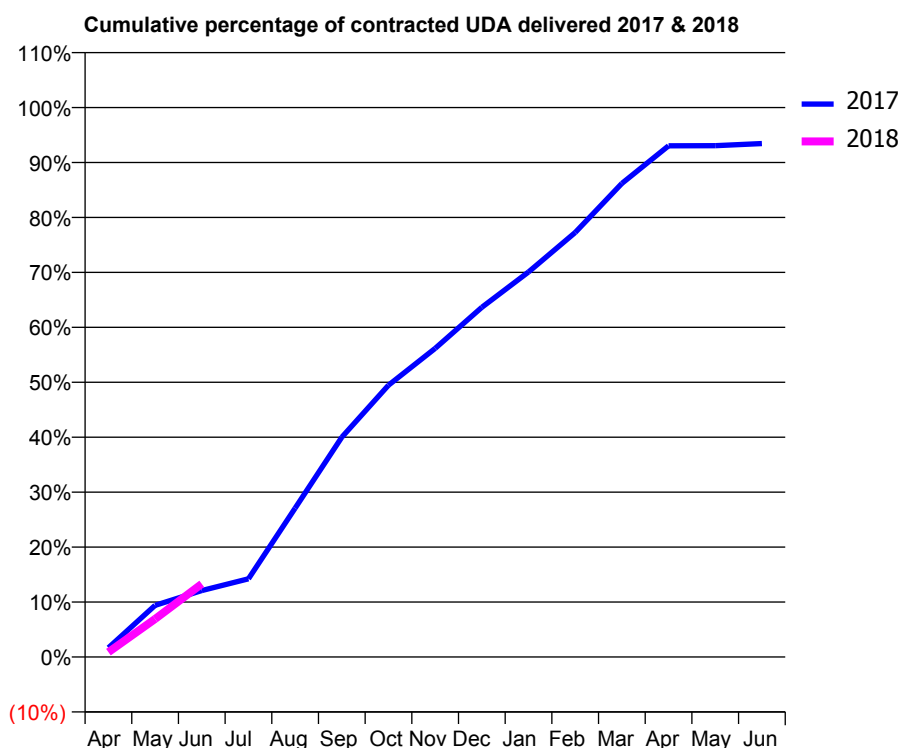
17/18 Contracted general activity (UDA)	5,400
Carry forward general activity (UDA)	0
17/18 Contracted orthodontic activity (UOA)	0
Carry forward orthodontic activity (UOA)	0
Baseline contract value	£135,573.85

ACCESS*

Patients seen in 24 months	Total	Change since previous quarter
Quarter ending June 2016	2,019	
Quarter ending September 2016	2,108	↑
Quarter ending December 2016	2,099	→
Quarter ending March 2017	2,027	↓
Quarter ending June 2017	1,976	↓
Variance since June 2016	(2.1%)	↓



ACTIVITY



Adjusted Scheduled Activity (UDA)		
Month	2017	2018
April	91	48
May	508	374
June	653	719
July	769	
August	1,463	
September	2,160	
October	2,672	
November	3,033	
December	3,437	
January	3,784	
February	4,172	
March	4,654	
April	5,023	
May	5,025	
June	5,046	

QUALITY

	Quantity	Base Number	Contract	AT	Region	England
% of FP17s for the same patient ID Re-attending within 3 months - Children	6	123	4.9%	9.4%	11.6%	12.0%
% of FP17s for the same patient ID Re-attending within 3 months - Adults	48	334	14.4%	15.1%	15.9%	16.0%
% of FP17s for the same patient ID Re-attending between 3 & 9 months - Children	53	123	43.1%	59.5%	60.4%	58.0%
% of FP17s for the same patient ID Re-attending between 3 & 9 months - Adults	128	334	38.3%	51.8%	52.3%	50.9%
% of FP17s for Band 1 Urgent Courses	46	326	14.1%	9.5%	9.5%	9.1%
% of FP17s Relating to Free Repair or Replacements	3	326	0.9%	0.6%	0.7%	0.8%
% of FP17s Relating to Continuations	3	326	0.9%	1.0%	1.0%	1.1%
% of Patients satisfied with the dentistry they have received	2	2	N/A	90.8%	91.9%	91.7%
% of Patients satisfied with the time they had to wait for an appointment	2	2	N/A	87.8%	88.0%	88.0%

* This is based on patients treated on this contract for their most recent course of treatment. Figures in italics indicate the base number of FP17s or Patient Questionnaire responses are less than 100. N/A is shown where the base number of responses is less than 10 during the period. % is calculated as Quantity/Base number*100

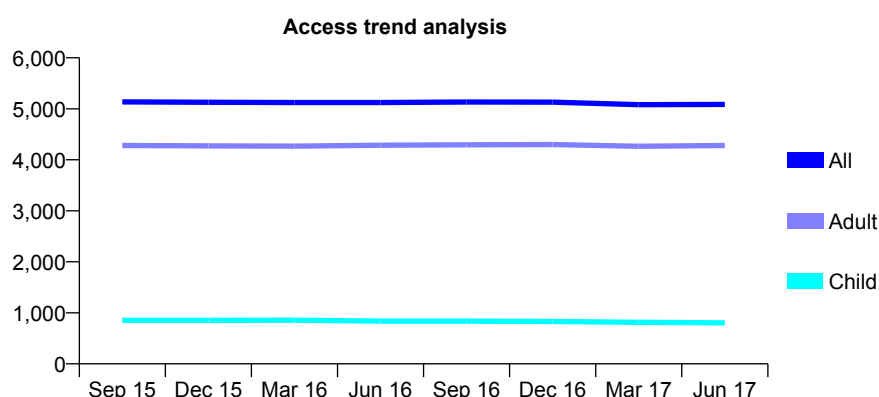
Q68 - Vital Signs At a Glance Contract Report for 104922/0001 - June 2017

Name or company name	Queens Crescent Dental Practice Ltd
Contract type name	GDS Contract
Purpose of contract	General
Contract start date	01/02/2007
Contract end date	

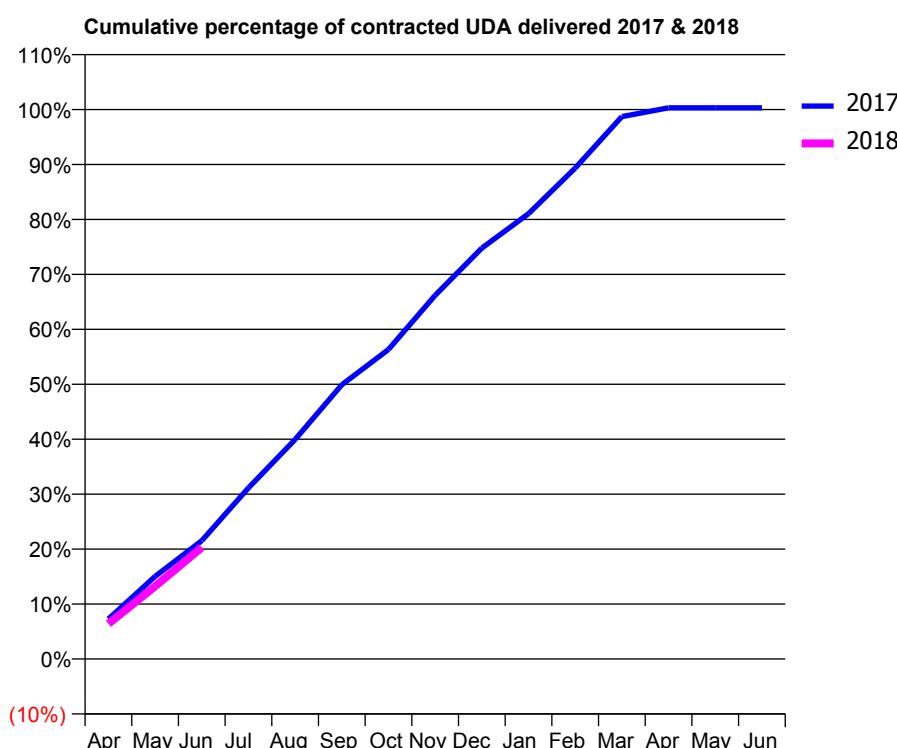
17/18 Contracted general activity (UDA)	15,639
Carry forward general activity (UDA)	0
17/18 Contracted orthodontic activity (UOA)	0
Carry forward orthodontic activity (UOA)	0
Baseline contract value	£425,355.04

ACCESS*

Patients seen in 24 months	Total	Change since previous quarter
Quarter ending June 2016	5,123	
Quarter ending September 2016	5,133	→
Quarter ending December 2016	5,130	→
Quarter ending March 2017	5,080	→
Quarter ending June 2017	5,085	→
Variance since June 2016	(0.7%)	→



ACTIVITY



Adjusted Scheduled Activity (UDA)		
Month	2017	2018
April	1,141	1,005
May	2,349	2,072
June	3,368	3,179
July	4,871	
August	6,247	
September	7,804	
October	8,810	
November	10,351	
December	11,696	
January	12,674	
February	13,971	
March	15,437	
April	15,686	
May	15,686	
June	15,686	

QUALITY

	Quantity	Base Number	Contract	AT	Region	England
% of FP17s for the same patient ID Re-attending within 3 months - Children	12	249	4.8%	9.4%	11.6%	12.0%
% of FP17s for the same patient ID Re-attending within 3 months - Adults	222	1,477	15.0%	15.1%	15.9%	16.0%
% of FP17s for the same patient ID Re-attending between 3 & 9 months - Children	159	249	63.9%	59.5%	60.4%	58.0%
% of FP17s for the same patient ID Re-attending between 3 & 9 months - Adults	868	1,477	58.8%	51.8%	52.3%	50.9%
% of FP17s for Band 1 Urgent Courses	116	1,585	7.3%	9.5%	9.5%	9.1%
% of FP17s Relating to Free Repair or Replacements	18	1,585	1.1%	0.6%	0.7%	0.8%
% of FP17s Relating to Continuations	34	1,585	2.1%	1.0%	1.0%	1.1%
% of Patients satisfied with the dentistry they have received	11	12	91.7%	90.8%	91.9%	91.7%
% of Patients satisfied with the time they had to wait for an appointment	11	12	91.7%	87.8%	88.0%	88.0%

* This is based on patients treated on this contract for their most recent course of treatment. Figures in italics indicate the base number of FP17s or Patient Questionnaire responses are less than 100. N/A is shown where the base number of responses is less than 10 during the period. % is calculated as Quantity/Base number*100

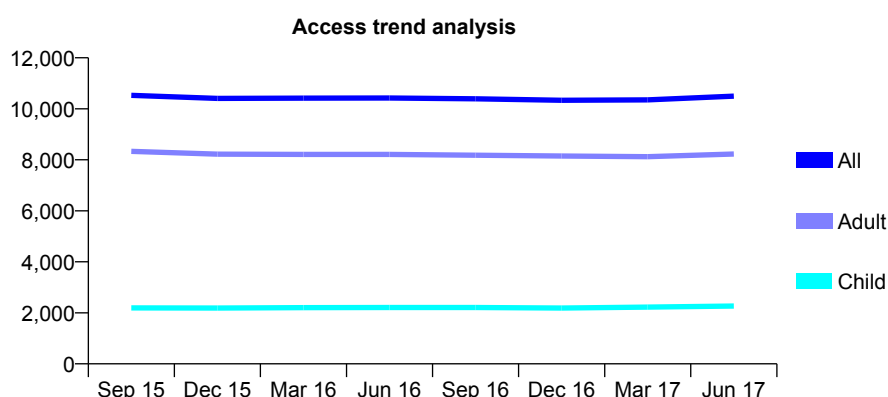
Q68 - Vital Signs At a Glance Contract Report for 105414/0002 - June 2017

Name or company name	First Choice Dental Limited
Contract type name	GDS Contract
Purpose of contract	General
Contract start date	01/04/2006
Contract end date	

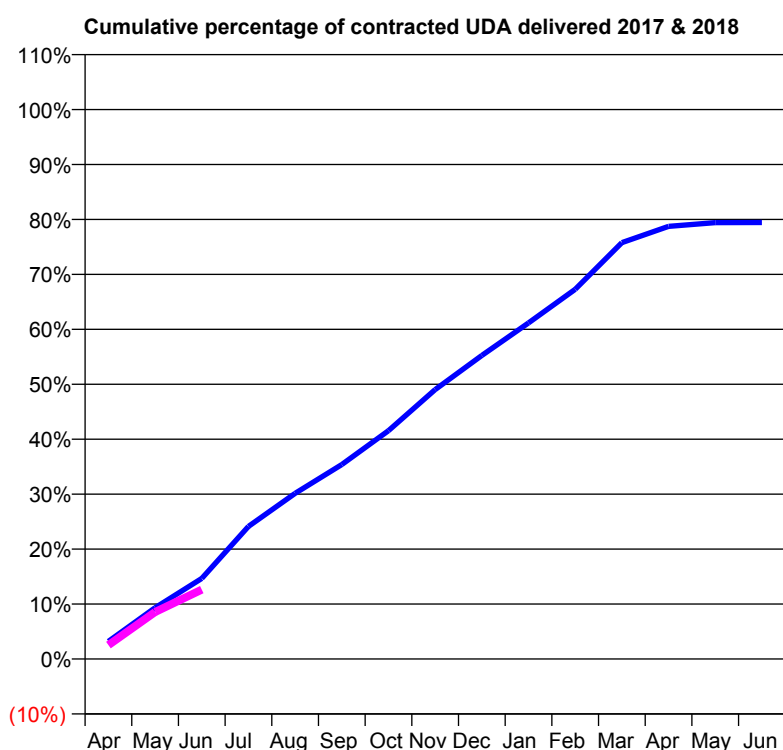
17/18 Contracted general activity (UDA)	38,100
Carry forward general activity (UDA)	0
17/18 Contracted orthodontic activity (UOA)	0
Carry forward orthodontic activity (UOA)	0
Baseline contract value	£948,811.87

ACCESS*

Patients seen in 24 months	Total	Change since previous quarter
Quarter ending June 2016	10,425	
Quarter ending September 2016	10,391	→
Quarter ending December 2016	10,335	→
Quarter ending March 2017	10,352	→
Quarter ending June 2017	10,498	→
Variance since June 2016	0.7%	→



ACTIVITY



Adjusted Scheduled Activity (UDA)		
Month	2017	2018
April	1,226	963
May	3,559	3,256
June	5,593	4,815
July	9,194	
August	11,484	
September	13,486	
October	15,837	
November	18,683	
December	21,049	
January	23,305	
February	25,629	
March	28,871	
April	30,002	
May	30,256	
June	30,264	

QUALITY

	Quantity	Base Number	Contract	AT	Region	England
% of FP17s for the same patient ID Re-attending within 3 months - Children	50	695	7.2%	9.4%	11.6%	12.0%
% of FP17s for the same patient ID Re-attending within 3 months - Adults	251	2,102	11.9%	15.1%	15.9%	16.0%
% of FP17s for the same patient ID Re-attending between 3 & 9 months - Children	343	695	49.4%	59.5%	60.4%	58.0%
% of FP17s for the same patient ID Re-attending between 3 & 9 months - Adults	868	2,102	41.3%	51.8%	52.3%	50.9%
% of FP17s for Band 1 Urgent Courses	122	2,227	5.5%	9.5%	9.5%	9.1%
% of FP17s Relating to Free Repair or Replacements	17	2,227	0.8%	0.6%	0.7%	0.8%
% of FP17s Relating to Continuations	39	2,227	1.8%	1.0%	1.0%	1.1%
% of Patients satisfied with the dentistry they have received	13	15	86.7%	90.8%	91.9%	91.7%
% of Patients satisfied with the time they had to wait for an appointment	12	15	80.0%	87.8%	88.0%	88.0%

* This is based on patients treated on this contract for their most recent course of treatment. Figures in italics indicate the base number of FP17s or Patient Questionnaire responses are less than 100. N/A is shown where the base number of responses is less than 10 during the period. % is calculated as Quantity/Base number*100

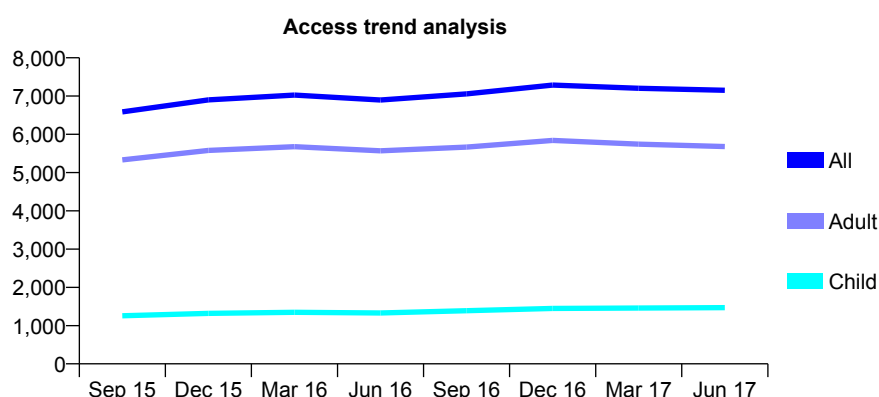
Q68 - Vital Signs At a Glance Contract Report for 105414/0009 - June 2017

Name or company name	First Choice Dental Limited
Contract type name	GDS Contract
Purpose of contract	General
Contract start date	01/07/2007
Contract end date	

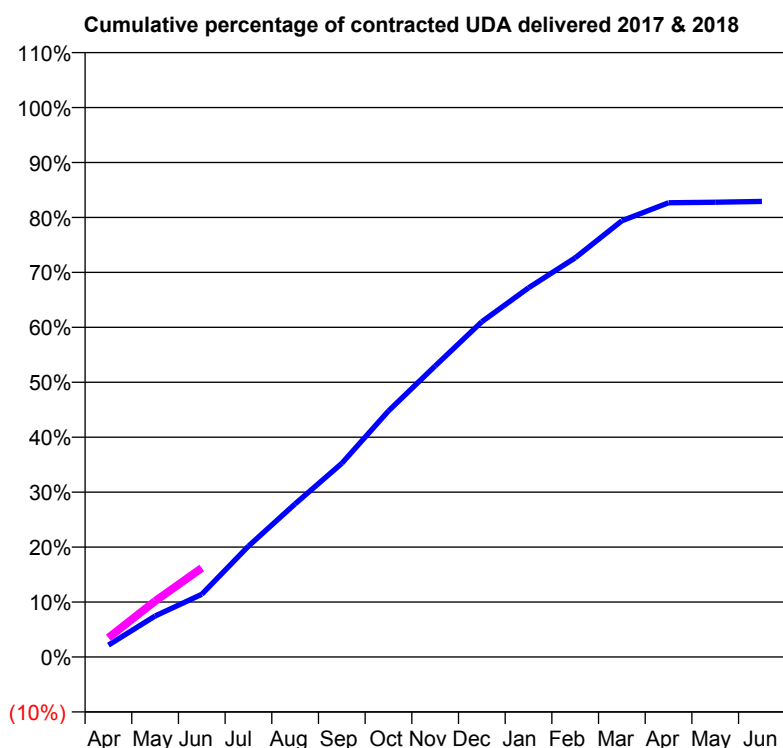
17/18 Contracted general activity (UDA)	22,951
Carry forward general activity (UDA)	0
17/18 Contracted orthodontic activity (UOA)	0
Carry forward orthodontic activity (UOA)	0
Baseline contract value	£550,166.58

ACCESS*

Patients seen in 24 months	Total	Change since previous quarter
Quarter ending June 2016	6,898	
Quarter ending September 2016	7,056	↑
Quarter ending December 2016	7,288	↑
Quarter ending March 2017	7,202	↓
Quarter ending June 2017	7,150	→
Variance since June 2016	3.7%	↑



ACTIVITY



Adjusted Scheduled Activity (UDA)		
Month	2017	2018
April	500	802
May	1,713	2,338
June	2,619	3,719
July	4,633	
August	6,397	
September	8,089	
October	10,278	
November	12,158	
December	14,002	
January	15,418	
February	16,673	
March	18,218	
April	18,971	
May	18,997	
June	19,027	

QUALITY

	Quantity	Base Number	Contract	AT	Region	England
% of FP17s for the same patient ID Re-attending within 3 months - Children	30	440	6.8%	9.4%	11.6%	12.0%
% of FP17s for the same patient ID Re-attending within 3 months - Adults	147	1,360	10.8%	15.1%	15.9%	16.0%
% of FP17s for the same patient ID Re-attending between 3 & 9 months - Children	184	440	41.8%	59.5%	60.4%	58.0%
% of FP17s for the same patient ID Re-attending between 3 & 9 months - Adults	520	1,360	38.2%	51.8%	52.3%	50.9%
% of FP17s for Band 1 Urgent Courses	118	1,443	8.2%	9.5%	9.5%	9.1%
% of FP17s Relating to Free Repair or Replacements	6	1,443	0.4%	0.6%	0.7%	0.8%
% of FP17s Relating to Continuations	15	1,443	1.0%	1.0%	1.0%	1.1%
% of Patients satisfied with the dentistry they have received	5	5	N/A	90.8%	91.9%	91.7%
% of Patients satisfied with the time they had to wait for an appointment	5	5	N/A	87.8%	88.0%	88.0%

* This is based on patients treated on this contract for their most recent course of treatment. Figures in italics indicate the base number of FP17s or Patient Questionnaire responses are less than 100. N/A is shown where the base number of responses is less than 10 during the period. % is calculated as Quantity/Base number*100

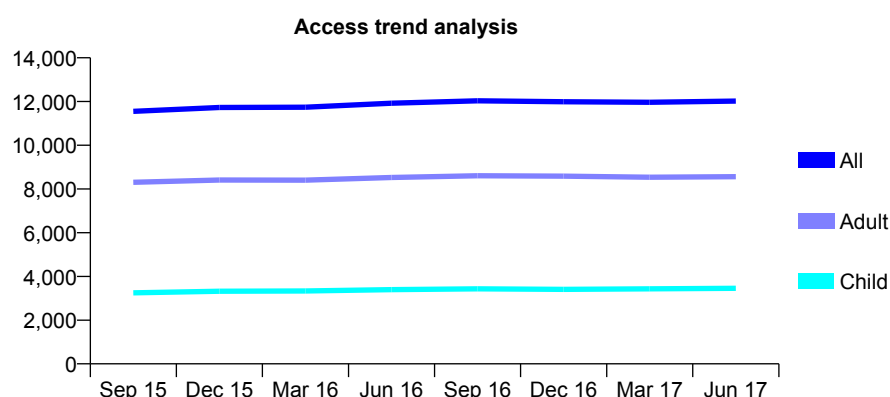
Q68 - Vital Signs At a Glance Contract Report for 105759/0002 - June 2017

Name or company name	Mr S Dattani & Mr J Patel
Contract type name	GDS Contract
Purpose of contract	General
Contract start date	01/07/2007
Contract end date	

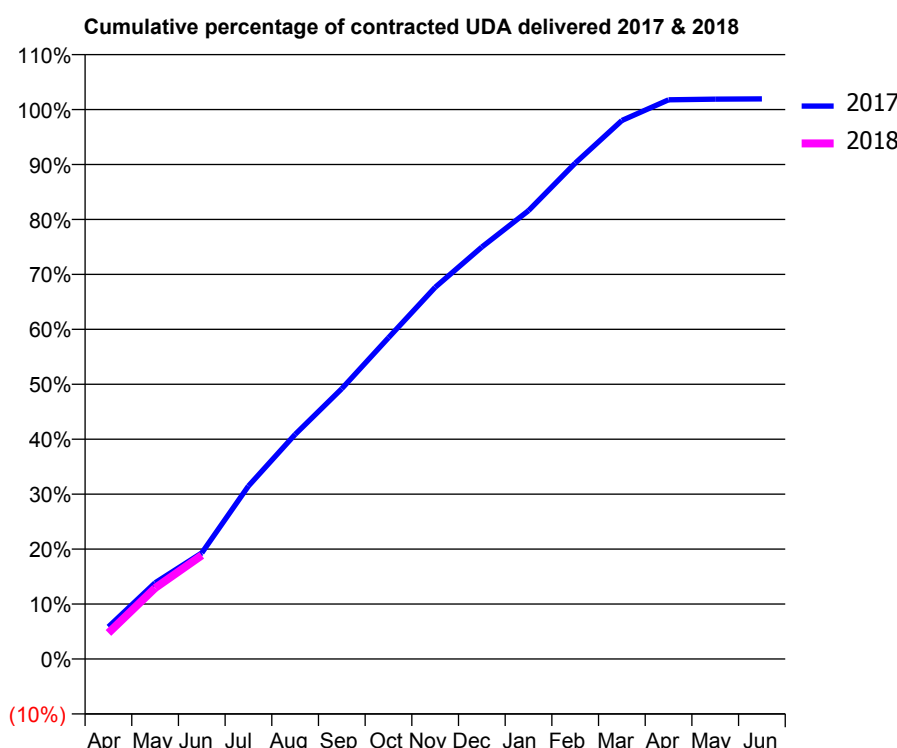
17/18 Contracted general activity (UDA)	23,987
Carry forward general activity (UDA)	0
17/18 Contracted orthodontic activity (UOA)	0
Carry forward orthodontic activity (UOA)	0
Baseline contract value	£673,243.73

ACCESS*

Patients seen in 24 months	Total	Change since previous quarter
Quarter ending June 2016	11,923	
Quarter ending September 2016	12,034	→
Quarter ending December 2016	11,989	→
Quarter ending March 2017	11,967	→
Quarter ending June 2017	12,021	→
Variance since June 2016	0.8%	→



ACTIVITY



Adjusted Scheduled Activity (UDA)		
Month	2017	2018
April	1,403	1,140
May	3,328	3,100
June	4,628	4,523
July	7,555	
August	9,804	
September	11,803	
October	14,025	
November	16,228	
December	17,986	
January	19,573	
February	21,645	
March	23,508	
April	24,407	
May	24,441	
June	24,449	

QUALITY

	Quantity	Base Number	Contract	AT	Region	England
% of FP17s for the same patient ID Re-attending within 3 months - Children	32	1,050	3.0%	9.4%	11.6%	12.0%
% of FP17s for the same patient ID Re-attending within 3 months - Adults	207	2,350	8.8%	15.1%	15.9%	16.0%
% of FP17s for the same patient ID Re-attending between 3 & 9 months - Children	584	1,050	55.6%	59.5%	60.4%	58.0%
% of FP17s for the same patient ID Re-attending between 3 & 9 months - Adults	1,121	2,350	47.7%	51.8%	52.3%	50.9%
% of FP17s for Band 1 Urgent Courses	172	2,621	6.6%	9.5%	9.5%	9.1%
% of FP17s Relating to Free Repair or Replacements	4	2,621	0.2%	0.6%	0.7%	0.8%
% of FP17s Relating to Continuations	5	2,621	0.2%	1.0%	1.0%	1.1%
% of Patients satisfied with the dentistry they have received	12	14	85.7%	90.8%	91.9%	91.7%
% of Patients satisfied with the time they had to wait for an appointment	13	14	92.9%	87.8%	88.0%	88.0%

* This is based on patients treated on this contract for their most recent course of treatment. Figures in italics indicate the base number of FP17s or Patient Questionnaire responses are less than 100. N/A is shown where the base number of responses is less than 10 during the period. % is calculated as Quantity/Base number*100

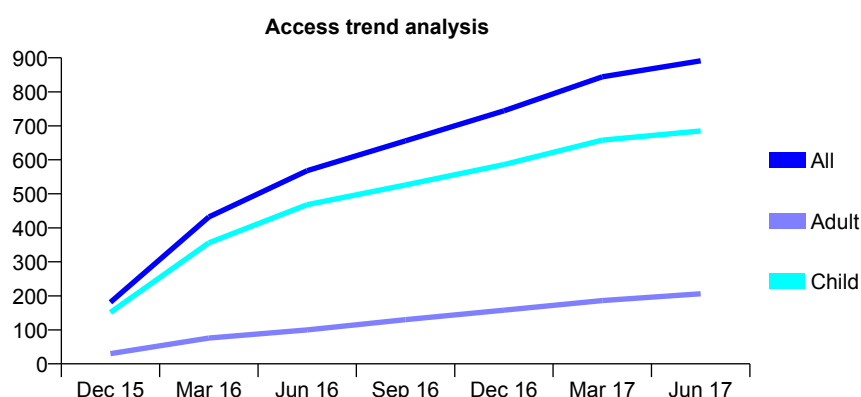
Q68 - Vital Signs At a Glance Contract Report for 107948/0001 - June 2017

Name or company name	Mr N Kennedy and Mr S Rosier
Contract type name	GDS Contract
Purpose of contract	General
Contract start date	01/10/2015
Contract end date	

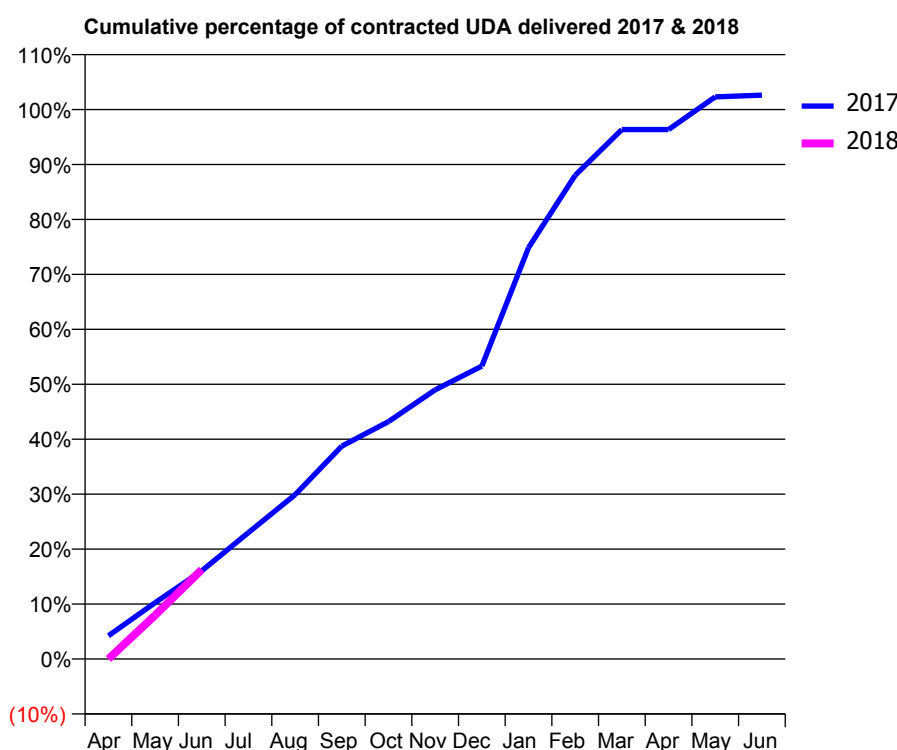
17/18 Contracted general activity (UDA)	2,850
Carry forward general activity (UDA)	0
17/18 Contracted orthodontic activity (UOA)	0
Carry forward orthodontic activity (UOA)	0
Baseline contract value	£67,085.91

ACCESS*

Patients seen in 24 months	Total	Change since previous quarter
Quarter ending June 2016	568	
Quarter ending September 2016	656	↑
Quarter ending December 2016	744	↑
Quarter ending March 2017	844	↑
Quarter ending June 2017	891	↑
Variance since June 2016	56.9%	↑



ACTIVITY



Adjusted Scheduled Activity (UDA)		
Month	2017	2018
April	120	0
May	292	227
June	458	464
July	656	
August	852	
September	1,104	
October	1,232	
November	1,396	
December	1,519	
January	2,133	
February	2,509	
March	2,746	
April	2,746	
May	2,916	
June	2,925	

QUALITY

	Quantity	Base Number	Contract	AT	Region	England
% of FP17s for the same patient ID Re-attending within 3 months - Children	21	217	9.7%	9.4%	11.6%	12.0%
% of FP17s for the same patient ID Re-attending within 3 months - Adults	10	53	18.9%	15.1%	15.9%	16.0%
% of FP17s for the same patient ID Re-attending between 3 & 9 months - Children	126	217	58.1%	59.5%	60.4%	58.0%
% of FP17s for the same patient ID Re-attending between 3 & 9 months - Adults	27	53	50.9%	51.8%	52.3%	50.9%
% of FP17s for Band 1 Urgent Courses	9	208	4.3%	9.5%	9.5%	9.1%
% of FP17s Relating to Free Repair or Replacements	0	208	0.0%	0.6%	0.7%	0.8%
% of FP17s Relating to Continuations	2	208	1.0%	1.0%	1.0%	1.1%
% of Patients satisfied with the dentistry they have received	0	0	N/A	90.8%	91.9%	91.7%
% of Patients satisfied with the time they had to wait for an appointment	0	0	N/A	87.8%	88.0%	88.0%

* This is based on patients treated on this contract for their most recent course of treatment. Figures in italics indicate the base number of FP17s or Patient Questionnaire responses are less than 100. N/A is shown where the base number of responses is less than 10 during the period. % is calculated as Quantity/Base number*100

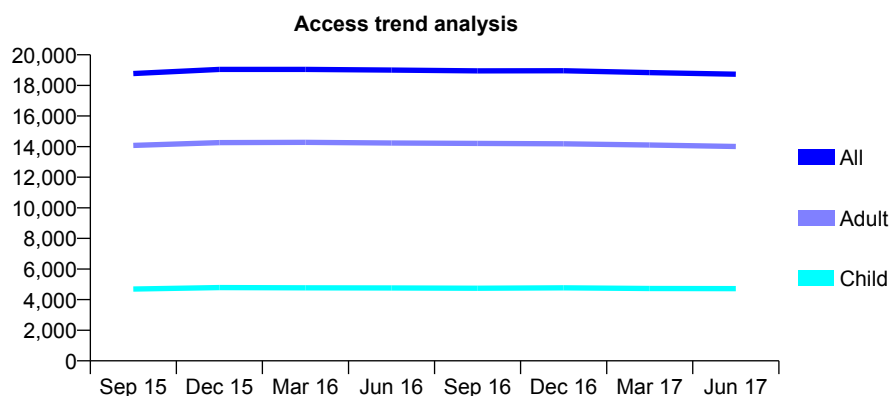
Q68 - Vital Signs At a Glance Contract Report for 108103/0001 - June 2017

Name or company name	Mr Barry Westwood and Mr William Westwood
Contract type name	GDS Contract
Purpose of contract	General
Contract start date	27/07/2011
Contract end date	

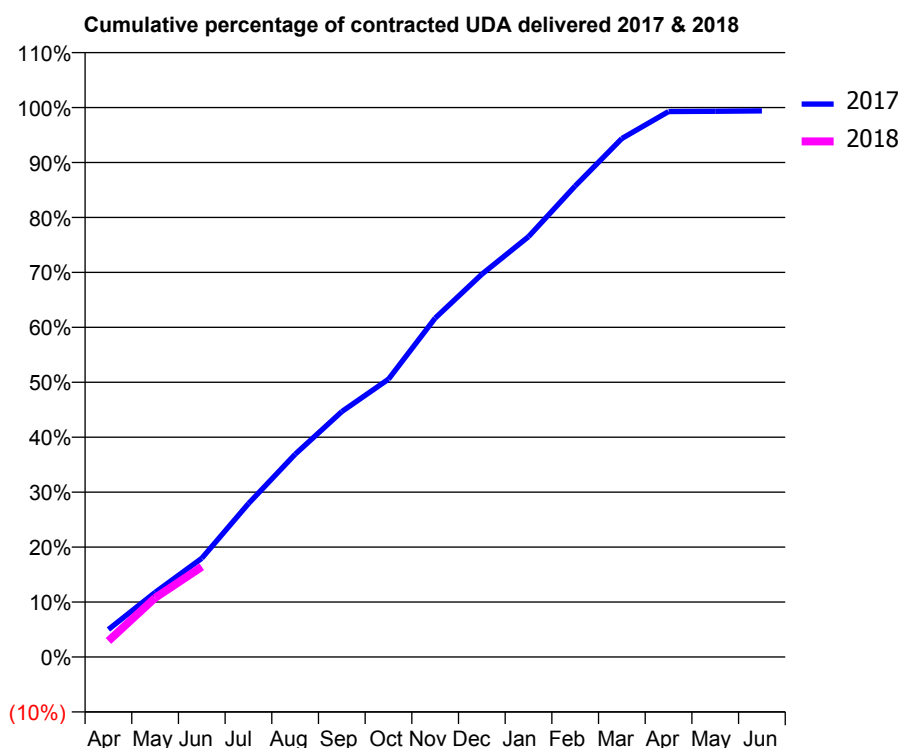
17/18 Contracted general activity (UDA)	48,198
Carry forward general activity (UDA)	0
17/18 Contracted orthodontic activity (UOA)	0
Carry forward orthodontic activity (UOA)	0
Baseline contract value	£1,167,512.51

ACCESS*

Patients seen in 24 months	Total	Change since previous quarter
Quarter ending June 2016	18,998	
Quarter ending September 2016	18,950	→
Quarter ending December 2016	18,956	→
Quarter ending March 2017	18,834	→
Quarter ending June 2017	18,729	→
Variance since June 2016	(1.4%)	↓



ACTIVITY



Adjusted Scheduled Activity (UDA)		
Month	2017	2018
April	2,414	1,415
May	5,661	5,185
June	8,658	7,916
July	13,454	
August	17,780	
September	21,531	
October	24,366	
November	29,730	
December	33,573	
January	36,866	
February	41,311	
March	45,481	
April	47,840	
May	47,867	
June	47,903	

QUALITY

	Quantity	Base Number	Contract	AT	Region	England
% of FP17s for the same patient ID Re-attending within 3 months - Children	57	1,584	3.6%	9.4%	11.6%	12.0%
% of FP17s for the same patient ID Re-attending within 3 months - Adults	483	3,862	12.5%	15.1%	15.9%	16.0%
% of FP17s for the same patient ID Re-attending between 3 & 9 months - Children	1,089	1,584	68.8%	59.5%	60.4%	58.0%
% of FP17s for the same patient ID Re-attending between 3 & 9 months - Adults	1,932	3,862	50.0%	51.8%	52.3%	50.9%
% of FP17s for Band 1 Urgent Courses	319	4,301	7.4%	9.5%	9.5%	9.1%
% of FP17s Relating to Free Repair or Replacements	27	4,301	0.6%	0.6%	0.7%	0.8%
% of FP17s Relating to Continuations	33	4,301	0.8%	1.0%	1.0%	1.1%
% of Patients satisfied with the dentistry they have received	41	41	100.0%	90.8%	91.9%	91.7%
% of Patients satisfied with the time they had to wait for an appointment	32	41	78.0%	87.8%	88.0%	88.0%

* This is based on patients treated on this contract for their most recent course of treatment. Figures in italics indicate the base number of FP17s or Patient Questionnaire responses are less than 100. N/A is shown where the base number of responses is less than 10 during the period. % is calculated as Quantity/Base number*100

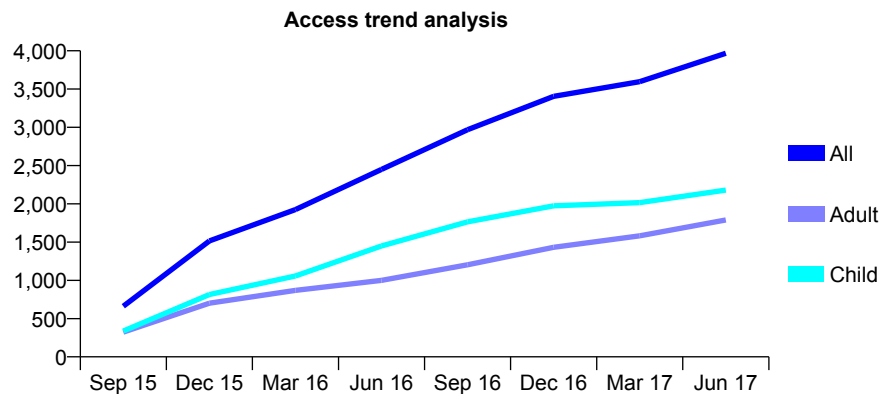
Q68 - Vital Signs At a Glance Contract Report for 108812/0001 - June 2017

Name or company name	St Faiths Clinic Limited
Contract type name	PDS Contract
Purpose of contract	General
Contract start date	01/08/2015
Contract end date	31/03/2018

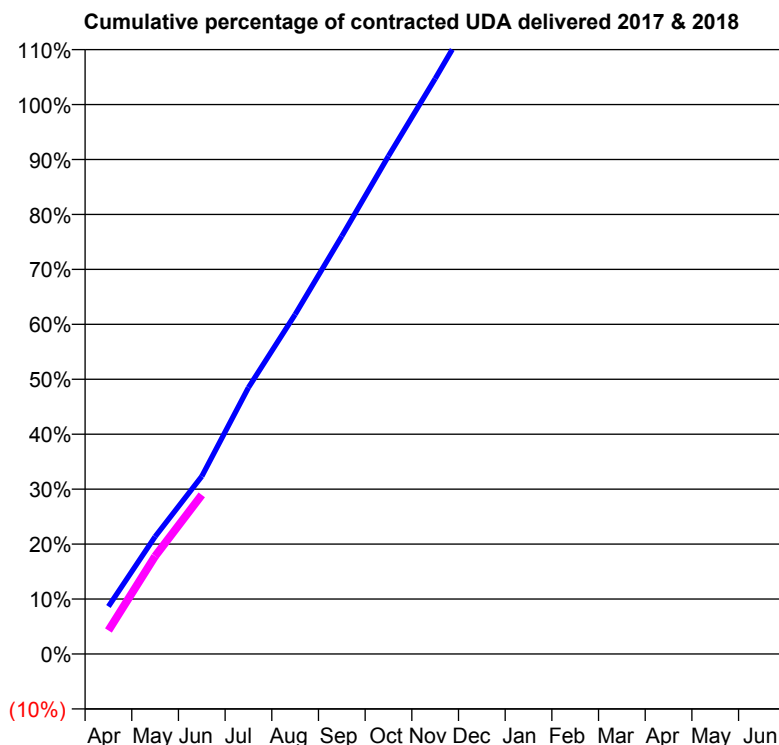
17/18 Contracted general activity (UDA)	8,417
Carry forward general activity (UDA)	0
17/18 Contracted orthodontic activity (UOA)	0
Carry forward orthodontic activity (UOA)	0
Baseline contract value	£643,783.03

ACCESS*

Patients seen in 24 months	Total	Change since previous quarter
Quarter ending June 2016	2,449	
Quarter ending September 2016	2,969	↑
Quarter ending December 2016	3,405	↑
Quarter ending March 2017	3,597	↑
Quarter ending June 2017	3,968	↑
Variance since June 2016	62.0%	↑



ACTIVITY



Adjusted Scheduled Activity (UDA)		
Month	2017	2018
April	728	360
May	1,799	1,499
June	2,722	2,438
July	4,083	
August	5,202	
September	6,400	
October	7,628	
November	8,812	
December	10,033	
January	10,886	
February	11,898	
March	12,878	
April	13,095	
May	13,095	
June	13,095	

QUALITY

	Quantity	Base Number	Contract	AT	Region	England
% of FP17s for the same patient ID Re-attending within 3 months - Children	4	556	0.7%	9.4%	11.6%	12.0%
% of FP17s for the same patient ID Re-attending within 3 months - Adults	1	341	0.3%	15.1%	15.9%	16.0%
% of FP17s for the same patient ID Re-attending between 3 & 9 months - Children	1	556	0.2%	59.5%	60.4%	58.0%
% of FP17s for the same patient ID Re-attending between 3 & 9 months - Adults	3	341	0.9%	51.8%	52.3%	50.9%
% of FP17s for Band 1 Urgent Courses	0	824	0.0%	9.5%	9.5%	9.1%
% of FP17s Relating to Free Repair or Replacements	1	824	0.1%	0.6%	0.7%	0.8%
% of FP17s Relating to Continuations	4	824	0.5%	1.0%	1.0%	1.1%
% of Patients satisfied with the dentistry they have received	6	8	N/A	90.8%	91.9%	91.7%
% of Patients satisfied with the time they had to wait for an appointment	3	8	N/A	87.8%	88.0%	88.0%

* This is based on patients treated on this contract for their most recent course of treatment. Figures in italics indicate the base number of FP17s or Patient Questionnaire responses are less than 100. N/A is shown where the base number of responses is less than 10 during the period. % is calculated as Quantity/Base number*100

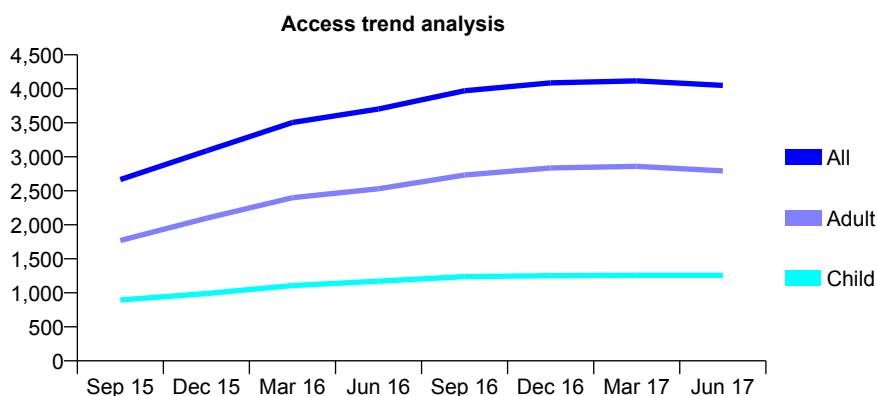
Q68 - Vital Signs At a Glance Contract Report for 111104/0001 - June 2017

Name or company name	Mr M Mousavi & Ms F Mirsiaghi
Contract type name	GDS Contract
Purpose of contract	General
Contract start date	01/12/2014
Contract end date	

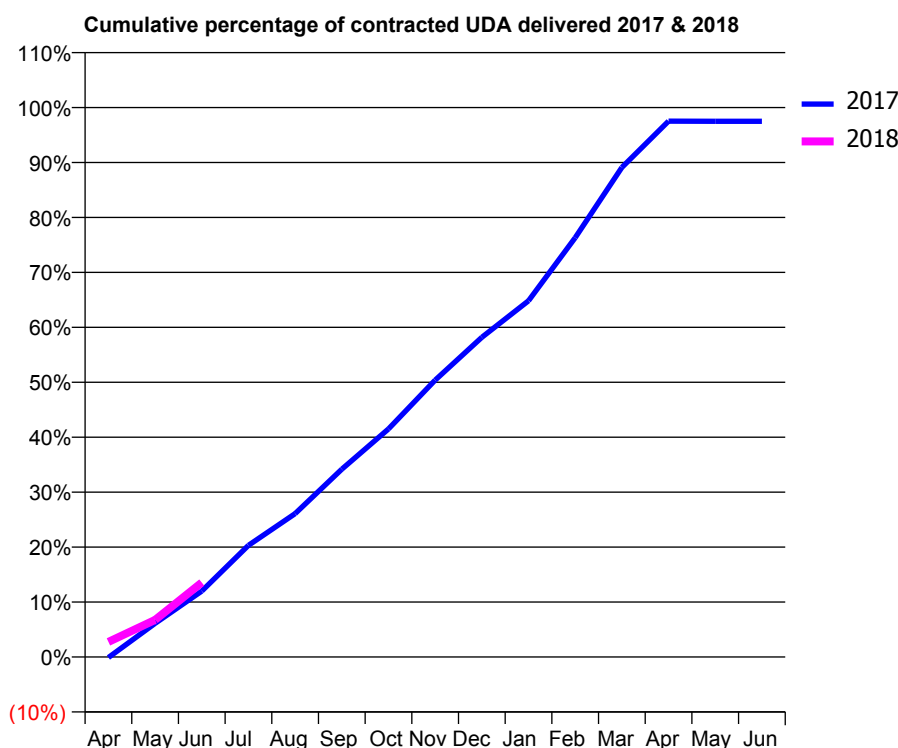
17/18 Contracted general activity (UDA)	12,310
Carry forward general activity (UDA)	0
17/18 Contracted orthodontic activity (UOA)	0
Carry forward orthodontic activity (UOA)	0
Baseline contract value	£350,588.25

ACCESS*

Patients seen in 24 months	Total	Change since previous quarter
Quarter ending June 2016	3,703	
Quarter ending September 2016	3,971	↑
Quarter ending December 2016	4,087	↑
Quarter ending March 2017	4,116	→
Quarter ending June 2017	4,050	↓
Variance since June 2016	9.4%	↑



ACTIVITY



Month	Adjusted Scheduled Activity (UDA)	
	2017	2018
April	-13	340
May	753	832
June	1,477	1,668
July	2,501	
August	3,214	
September	4,209	
October	5,111	
November	6,202	
December	7,162	
January	7,980	
February	9,393	
March	10,968	
April	12,003	
May	12,002	
June	12,002	

QUALITY

	Quantity	Base Number	Contract	AT	Region	England
% of FP17s for the same patient ID Re-attending within 3 months - Children	10	337	3.0%	9.4%	11.6%	12.0%
% of FP17s for the same patient ID Re-attending within 3 months - Adults	82	668	12.3%	15.1%	15.9%	16.0%
% of FP17s for the same patient ID Re-attending between 3 & 9 months - Children	180	337	53.4%	59.5%	60.4%	58.0%
% of FP17s for the same patient ID Re-attending between 3 & 9 months - Adults	254	668	38.0%	51.8%	52.3%	50.9%
% of FP17s for Band 1 Urgent Courses	87	713	12.2%	9.5%	9.5%	9.1%
% of FP17s Relating to Free Repair or Replacements	8	713	1.1%	0.6%	0.7%	0.8%
% of FP17s Relating to Continuations	6	713	0.8%	1.0%	1.0%	1.1%
% of Patients satisfied with the dentistry they have received	2	4	N/A	90.8%	91.9%	91.7%
% of Patients satisfied with the time they had to wait for an appointment	4	4	N/A	87.8%	88.0%	88.0%

* This is based on patients treated on this contract for their most recent course of treatment. Figures in italics indicate the base number of FP17s or Patient Questionnaire responses are less than 100. N/A is shown where the base number of responses is less than 10 during the period. % is calculated as Quantity/Base number*100

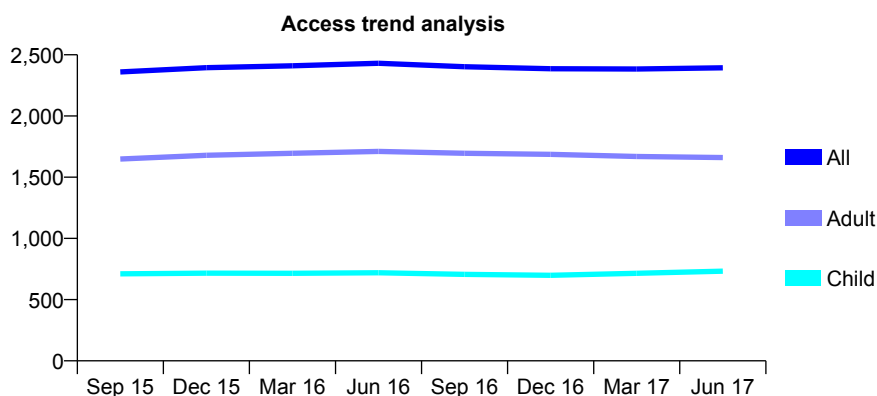
Q68 - Vital Signs At a Glance Contract Report for 111740/0001 - June 2017

Name or company name	Mr Mayuran Senthilnathan & Mr Amit Dodia
Contract type name	GDS Contract
Purpose of contract	General
Contract start date	06/06/2010
Contract end date	

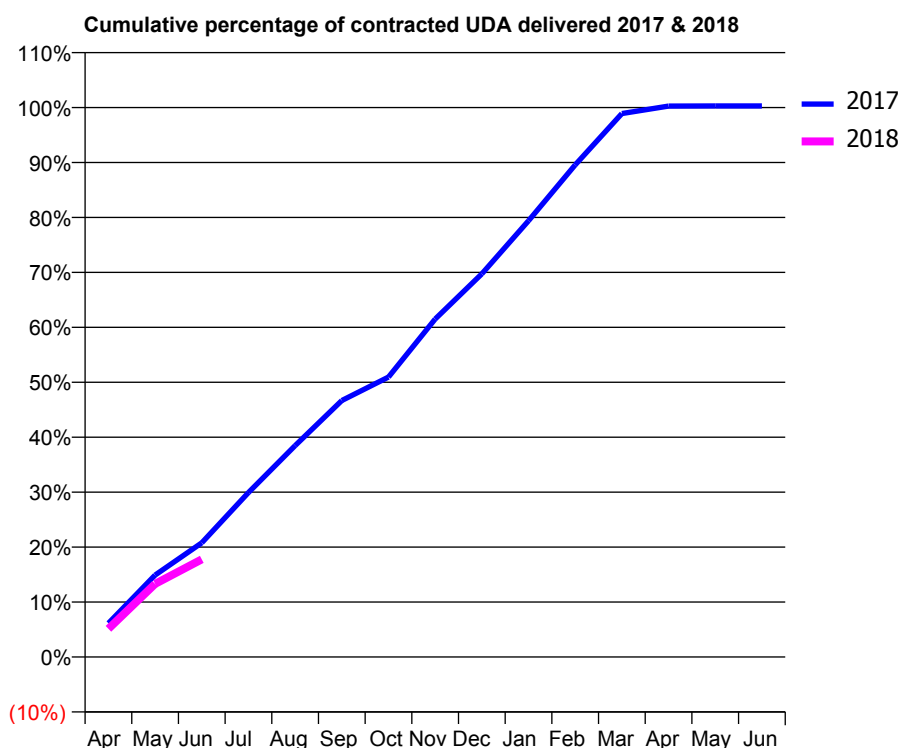
17/18 Contracted general activity (UDA)	7,827
Carry forward general activity (UDA)	0
17/18 Contracted orthodontic activity (UOA)	0
Carry forward orthodontic activity (UOA)	0
Baseline contract value	£173,960.27

ACCESS*

Patients seen in 24 months	Total	Change since previous quarter
Quarter ending June 2016	2,431	
Quarter ending September 2016	2,402	↓
Quarter ending December 2016	2,386	→
Quarter ending March 2017	2,384	→
Quarter ending June 2017	2,394	→
Variance since June 2016	(1.5%)	↓



ACTIVITY



Adjusted Scheduled Activity (UDA)		
Month	2017	2018
April	482	402
May	1,168	1,042
June	1,628	1,391
July	2,343	
August	3,011	
September	3,653	
October	3,988	
November	4,813	
December	5,457	
January	6,214	
February	7,009	
March	7,741	
April	7,848	
May	7,849	
June	7,849	

QUALITY

	Quantity	Base Number	Contract	AT	Region	England
% of FP17s for the same patient ID Re-attending within 3 months - Children	22	221	10.0%	9.4%	11.6%	12.0%
% of FP17s for the same patient ID Re-attending within 3 months - Adults	69	457	15.1%	15.1%	15.9%	16.0%
% of FP17s for the same patient ID Re-attending between 3 & 9 months - Children	140	221	63.3%	59.5%	60.4%	58.0%
% of FP17s for the same patient ID Re-attending between 3 & 9 months - Adults	274	457	60.0%	51.8%	52.3%	50.9%
% of FP17s for Band 1 Urgent Courses	37	611	6.1%	9.5%	9.5%	9.1%
% of FP17s Relating to Free Repair or Replacements	7	611	1.1%	0.6%	0.7%	0.8%
% of FP17s Relating to Continuations	3	611	0.5%	1.0%	1.0%	1.1%
% of Patients satisfied with the dentistry they have received	3	4	N/A	90.8%	91.9%	91.7%
% of Patients satisfied with the time they had to wait for an appointment	3	4	N/A	87.8%	88.0%	88.0%

* This is based on patients treated on this contract for their most recent course of treatment. Figures in italics indicate the base number of FP17s or Patient Questionnaire responses are less than 100. N/A is shown where the base number of responses is less than 10 during the period. % is calculated as Quantity/Base number*100

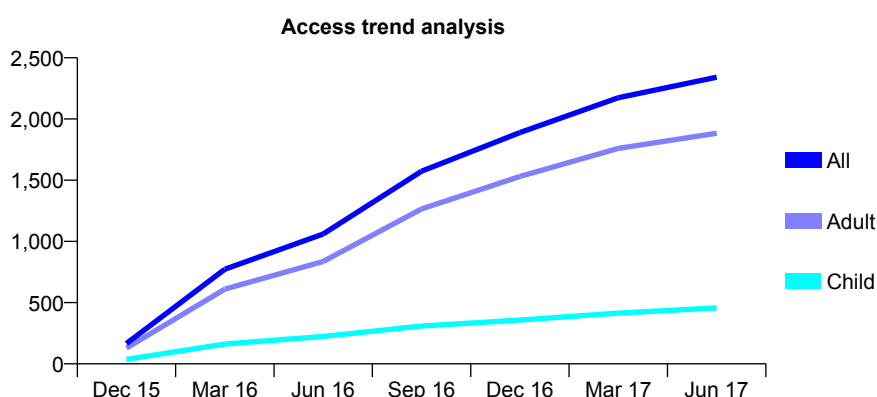
Q68 - Vital Signs At a Glance Contract Report for 113611/0001 - June 2017

Name or company name	North Chailey Dental Care
Contract type name	GDS Contract
Purpose of contract	General
Contract start date	13/11/2015
Contract end date	

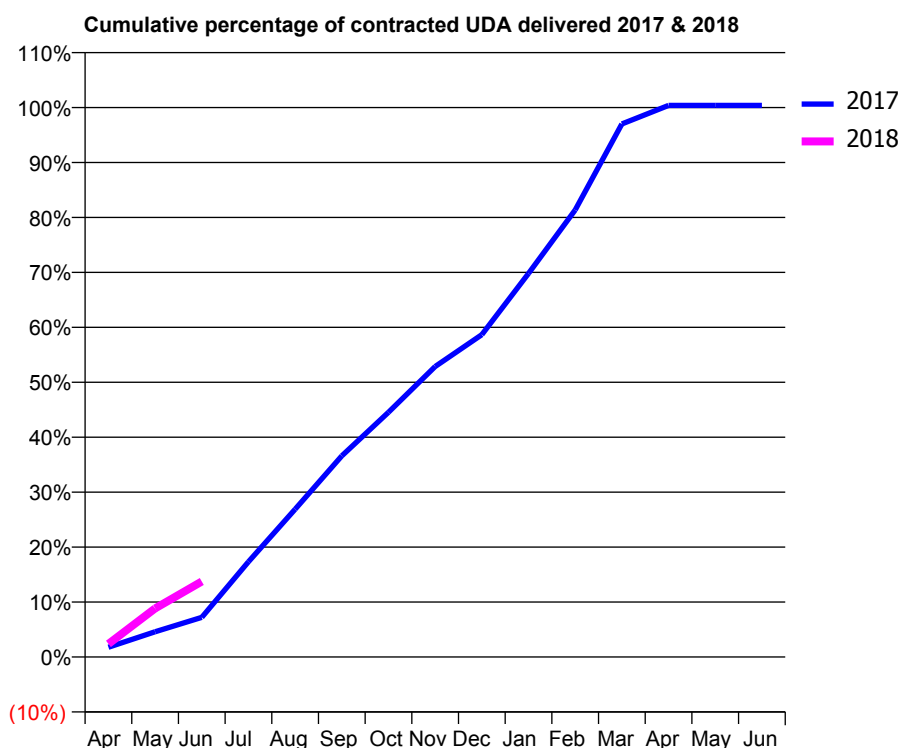
17/18 Contracted general activity (UDA)	12,000
Carry forward general activity (UDA)	0
17/18 Contracted orthodontic activity (UOA)	0
Carry forward orthodontic activity (UOA)	0
Baseline contract value	£304,599.14

ACCESS*

Patients seen in 24 months	Total	Change since previous quarter
Quarter ending June 2016	1,060	
Quarter ending September 2016	1,574	↑
Quarter ending December 2016	1,889	↑
Quarter ending March 2017	2,174	↑
Quarter ending June 2017	2,341	↑
Variance since June 2016	120.8%	↑



ACTIVITY



Month	Adjusted Scheduled Activity (UDA)	
	2017	2018
April	197	286
May	507	1,062
June	795	1,649
July	1,908	
August	2,960	
September	4,027	
October	4,900	
November	5,815	
December	6,454	
January	7,678	
February	8,948	
March	10,671	
April	11,041	
May	11,041	
June	11,042	

QUALITY

	Quantity	Base Number	Contract	AT	Region	England
% of FP17s for the same patient ID Re-attending within 3 months - Children	9	138	6.5%	9.4%	11.6%	12.0%
% of FP17s for the same patient ID Re-attending within 3 months - Adults	53	469	11.3%	15.1%	15.9%	16.0%
% of FP17s for the same patient ID Re-attending between 3 & 9 months - Children	58	138	42.0%	59.5%	60.4%	58.0%
% of FP17s for the same patient ID Re-attending between 3 & 9 months - Adults	243	469	51.8%	51.8%	52.3%	50.9%
% of FP17s for Band 1 Urgent Courses	52	510	10.2%	9.5%	9.5%	9.1%
% of FP17s Relating to Free Repair or Replacements	2	510	0.4%	0.6%	0.7%	0.8%
% of FP17s Relating to Continuations	9	510	1.8%	1.0%	1.0%	1.1%
% of Patients satisfied with the dentistry they have received	3	3	N/A	90.8%	91.9%	91.7%
% of Patients satisfied with the time they had to wait for an appointment	3	3	N/A	87.8%	88.0%	88.0%

* This is based on patients treated on this contract for their most recent course of treatment. Figures in italics indicate the base number of FP17s or Patient Questionnaire responses are less than 100. N/A is shown where the base number of responses is less than 10 during the period. % is calculated as Quantity/Base number*100

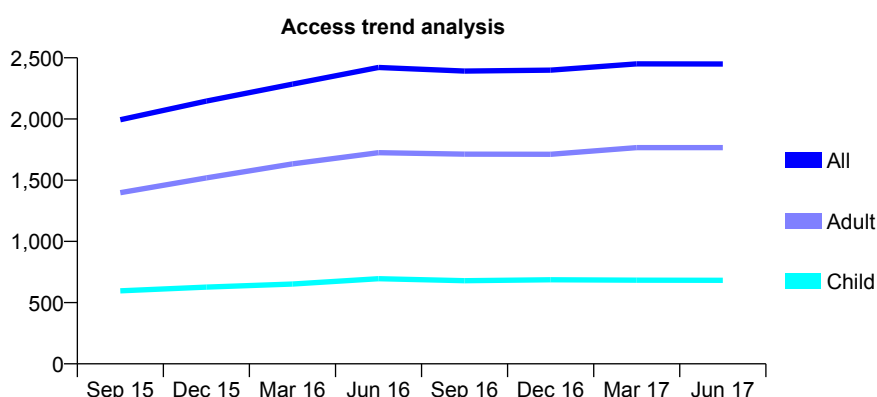
Q68 - Vital Signs At a Glance Contract Report for 114073/0001 - June 2017

Name or company name	Mr Mohammed Farmanand Miss Sarah Ali
Contract type name	GDS Contract
Purpose of contract	General
Contract start date	01/07/2014
Contract end date	

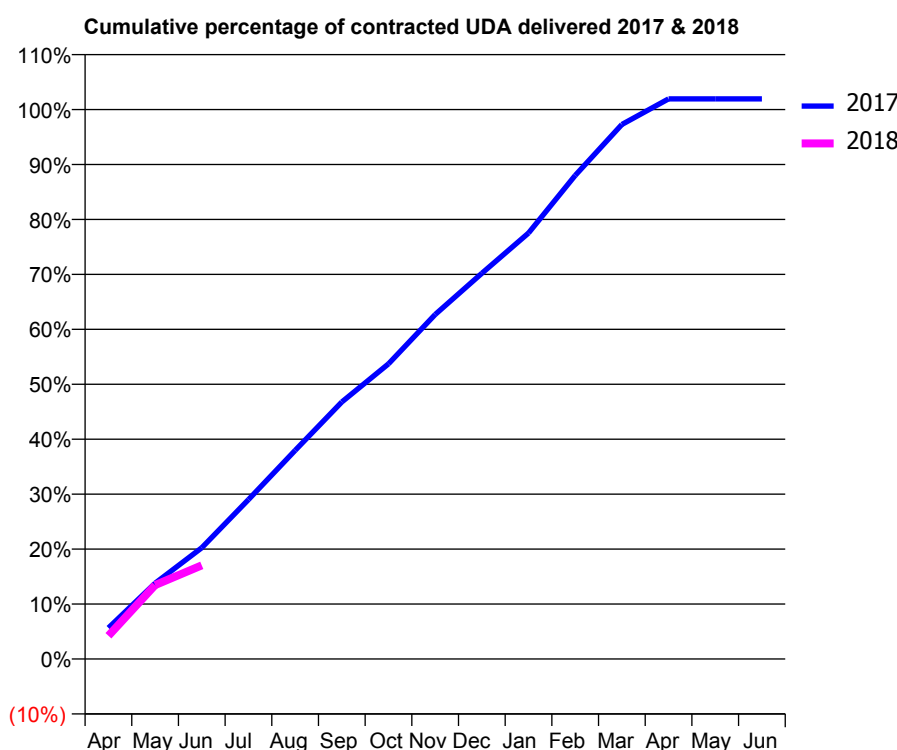
17/18 Contracted general activity (UDA)	7,501
Carry forward general activity (UDA)	0
17/18 Contracted orthodontic activity (UOA)	0
Carry forward orthodontic activity (UOA)	0
Baseline contract value	£170,596.21

ACCESS*

Patients seen in 24 months	Total	Change since previous quarter
Quarter ending June 2016	2,421	
Quarter ending September 2016	2,392	↓
Quarter ending December 2016	2,399	→
Quarter ending March 2017	2,450	↑
Quarter ending June 2017	2,449	→
Variance since June 2016	1.2%	→



ACTIVITY



Adjusted Scheduled Activity (UDA)		
Month	2017	2018
April	424	317
May	1,035	1,009
June	1,519	1,279
July	2,175	
August	2,848	
September	3,509	
October	4,029	
November	4,703	
December	5,266	
January	5,815	
February	6,602	
March	7,297	
April	7,646	
May	7,646	
June	7,647	

QUALITY

	Quantity	Base Number	Contract	AT	Region	England
% of FP17s for the same patient ID Re-attending within 3 months - Children	4	159	2.5%	9.4%	11.6%	12.0%
% of FP17s for the same patient ID Re-attending within 3 months - Adults	32	383	8.4%	15.1%	15.9%	16.0%
% of FP17s for the same patient ID Re-attending between 3 & 9 months - Children	67	159	42.1%	59.5%	60.4%	58.0%
% of FP17s for the same patient ID Re-attending between 3 & 9 months - Adults	174	383	45.4%	51.8%	52.3%	50.9%
% of FP17s for Band 1 Urgent Courses	38	436	8.7%	9.5%	9.5%	9.1%
% of FP17s Relating to Free Repair or Replacements	1	436	0.2%	0.6%	0.7%	0.8%
% of FP17s Relating to Continuations	8	436	1.8%	1.0%	1.0%	1.1%
% of Patients satisfied with the dentistry they have received	1	1	N/A	90.8%	91.9%	91.7%
% of Patients satisfied with the time they had to wait for an appointment	1	1	N/A	87.8%	88.0%	88.0%

* This is based on patients treated on this contract for their most recent course of treatment. Figures in italics indicate the base number of FP17s or Patient Questionnaire responses are less than 100. N/A is shown where the base number of responses is less than 10 during the period. % is calculated as Quantity/Base number*100

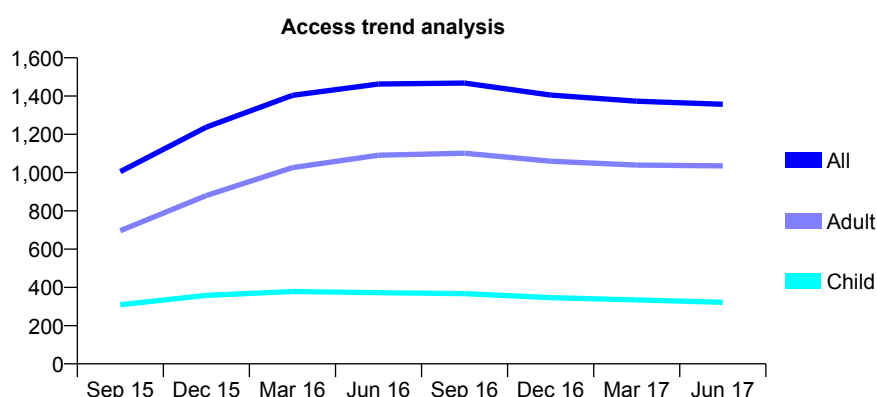
Q68 - Vital Signs At a Glance Contract Report for 115673/0001 - June 2017

Name or company name	Rye Dental Surgery Partnership
Contract type name	GDS Contract
Purpose of contract	General
Contract start date	13/09/2014
Contract end date	

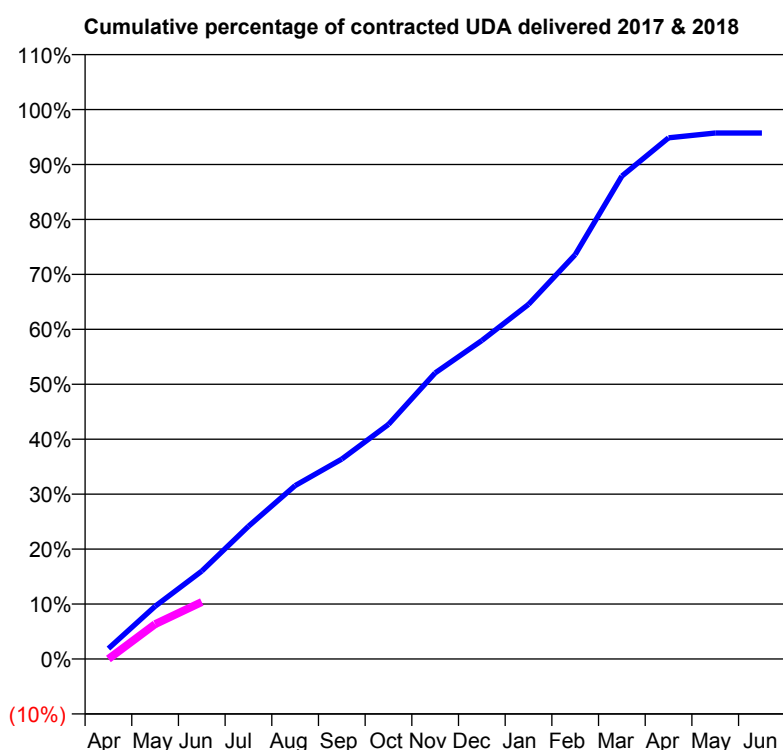
17/18 Contracted general activity (UDA)	5,000
Carry forward general activity (UDA)	0
17/18 Contracted orthodontic activity (UOA)	0
Carry forward orthodontic activity (UOA)	0
Baseline contract value	£118,455.21

ACCESS*

Patients seen in 24 months	Total	Change since previous quarter
Quarter ending June 2016	1,463	
Quarter ending September 2016	1,468	→
Quarter ending December 2016	1,405	↓
Quarter ending March 2017	1,373	↓
Quarter ending June 2017	1,357	↓
Variance since June 2016	(7.2%)	↓



ACTIVITY



Adjusted Scheduled Activity (UDA)		
Month	2017	2018
April	96	1
May	480	318
June	800	519
July	1,207	
August	1,577	
September	1,820	
October	2,135	
November	2,603	
December	2,898	
January	3,227	
February	3,680	
March	4,394	
April	4,743	
May	4,786	
June	4,786	

QUALITY

	Quantity	Base Number	Contract	AT	Region	England
% of FP17s for the same patient ID Re-attending within 3 months - Children	4	88	4.5%	9.4%	11.6%	12.0%
% of FP17s for the same patient ID Re-attending within 3 months - Adults	45	297	15.2%	15.1%	15.9%	16.0%
% of FP17s for the same patient ID Re-attending between 3 & 9 months - Children	56	88	63.6%	59.5%	60.4%	58.0%
% of FP17s for the same patient ID Re-attending between 3 & 9 months - Adults	156	297	52.5%	51.8%	52.3%	50.9%
% of FP17s for Band 1 Urgent Courses	25	244	10.2%	9.5%	9.5%	9.1%
% of FP17s Relating to Free Repair or Replacements	0	244	0.0%	0.6%	0.7%	0.8%
% of FP17s Relating to Continuations	3	244	1.2%	1.0%	1.0%	1.1%
% of Patients satisfied with the dentistry they have received	0	0	N/A	90.8%	91.9%	91.7%
% of Patients satisfied with the time they had to wait for an appointment	0	0	N/A	87.8%	88.0%	88.0%

* This is based on patients treated on this contract for their most recent course of treatment. Figures in italics indicate the base number of FP17s or Patient Questionnaire responses are less than 100. N/A is shown where the base number of responses is less than 10 during the period. % is calculated as Quantity/Base number*100

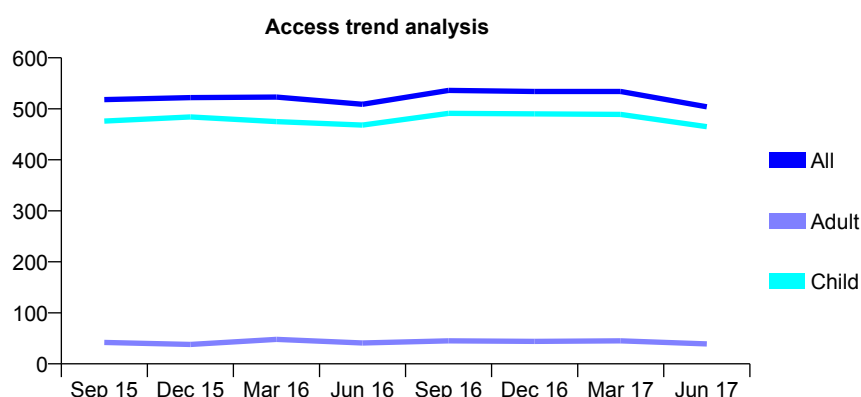
Q68 - Vital Signs At a Glance Contract Report for 115851/0001 - June 2017

Name or company name	The Clinic Dental Facial Ltd
Contract type name	GDS Contract
Purpose of contract	General
Contract start date	01/01/2007
Contract end date	

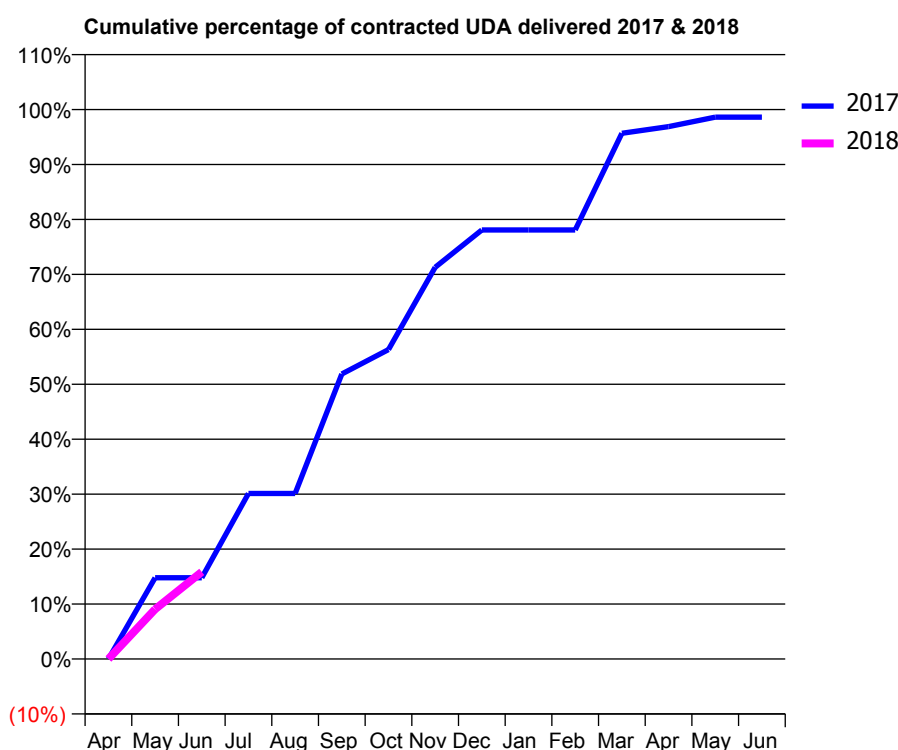
17/18 Contracted general activity (UDA)	750
Carry forward general activity (UDA)	0
17/18 Contracted orthodontic activity (UOA)	0
Carry forward orthodontic activity (UOA)	0
Baseline contract value	£24,366.29

ACCESS*

Patients seen in 24 months	Total	Change since previous quarter
Quarter ending June 2016	509	
Quarter ending September 2016	536	↑
Quarter ending December 2016	534	→
Quarter ending March 2017	534	→
Quarter ending June 2017	504	↓
Variance since June 2016	(1.0%)	→



ACTIVITY



Adjusted Scheduled Activity (UDA)		
Month	2017	2018
April	0	0
May	111	68
June	111	119
July	226	
August	226	
September	389	
October	422	
November	535	
December	586	
January	586	
February	586	
March	718	
April	727	
May	740	
June	740	

QUALITY

	Quantity	Base Number	Contract	AT	Region	England
% of FP17s for the same patient ID Re-attending within 3 months - Children	2	119	1.7%	9.4%	11.6%	12.0%
% of FP17s for the same patient ID Re-attending within 3 months - Adults	0	0	N/A	15.1%	15.9%	16.0%
% of FP17s for the same patient ID Re-attending between 3 & 9 months - Children	58	119	48.7%	59.5%	60.4%	58.0%
% of FP17s for the same patient ID Re-attending between 3 & 9 months - Adults	0	0	N/A	51.8%	52.3%	50.9%
% of FP17s for Band 1 Urgent Courses	0	101	0.0%	9.5%	9.5%	9.1%
% of FP17s Relating to Free Repair or Replacements	0	101	0.0%	0.6%	0.7%	0.8%
% of FP17s Relating to Continuations	0	101	0.0%	1.0%	1.0%	1.1%
% of Patients satisfied with the dentistry they have received	0	0	N/A	90.8%	91.9%	91.7%
% of Patients satisfied with the time they had to wait for an appointment	0	0	N/A	87.8%	88.0%	88.0%

* This is based on patients treated on this contract for their most recent course of treatment. Figures in italics indicate the base number of FP17s or Patient Questionnaire responses are less than 100. N/A is shown where the base number of responses is less than 10 during the period. % is calculated as Quantity/Base number*100

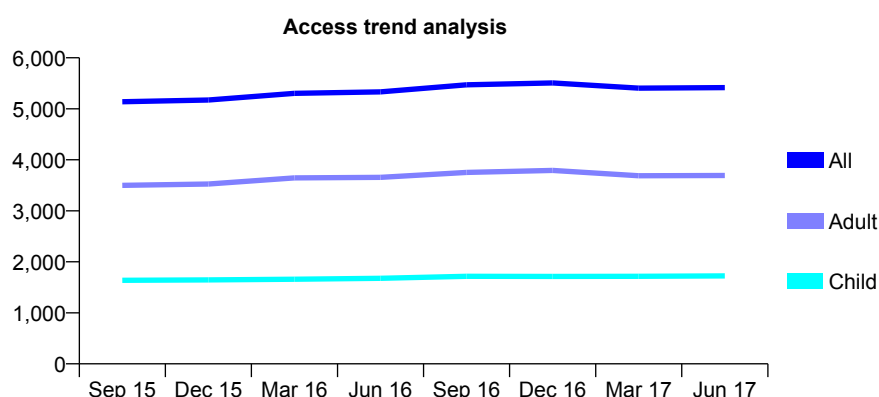
Q68 - Vital Signs At a Glance Contract Report for 116513/0001 - June 2017

Name or company name	Fairfield Dental Surgery Limited
Contract type name	GDS Contract
Purpose of contract	General
Contract start date	01/05/2007
Contract end date	

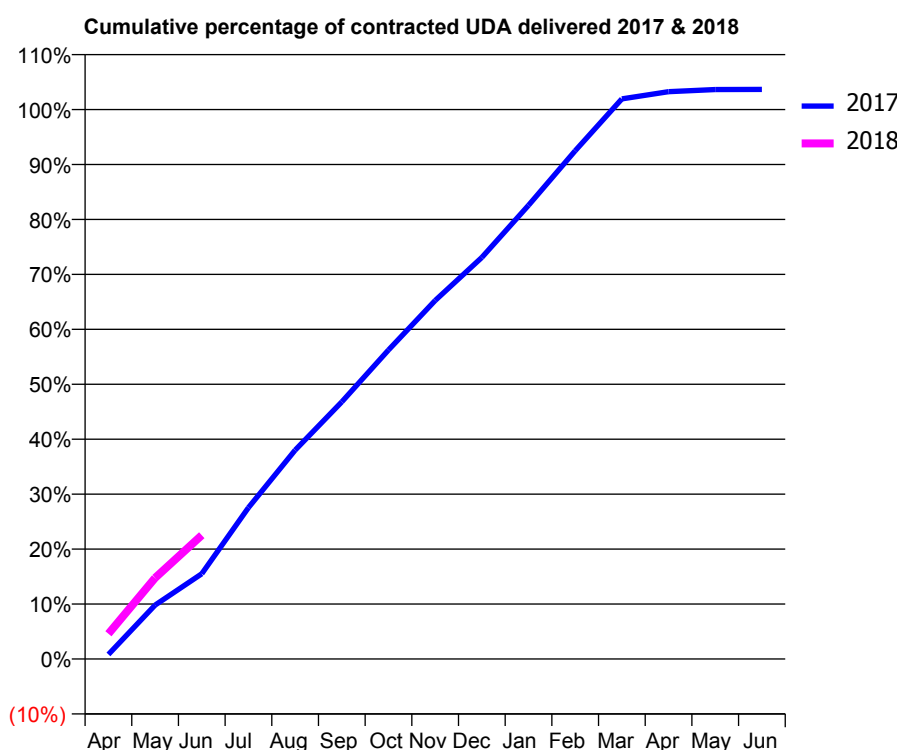
17/18 Contracted general activity (UDA)	12,859
Carry forward general activity (UDA)	0
17/18 Contracted orthodontic activity (UOA)	0
Carry forward orthodontic activity (UOA)	0
Baseline contract value	£286,851.51

ACCESS*

Patients seen in 24 months	Total	Change since previous quarter
Quarter ending June 2016	5,333	
Quarter ending September 2016	5,471	↑
Quarter ending December 2016	5,507	→
Quarter ending March 2017	5,404	↓
Quarter ending June 2017	5,415	→
Variance since June 2016	1.5%	→



ACTIVITY



Adjusted Scheduled Activity (UDA)		
Month	2017	2018
April	107	591
May	1,261	1,898
June	1,995	2,899
July	3,545	
August	4,888	
September	6,017	
October	7,233	
November	8,388	
December	9,398	
January	10,616	
February	11,894	
March	13,107	
April	13,276	
May	13,326	
June	13,328	

QUALITY

	Quantity	Base Number	Contract	AT	Region	England
% of FP17s for the same patient ID Re-attending within 3 months - Children	38	638	6.0%	9.4%	11.6%	12.0%
% of FP17s for the same patient ID Re-attending within 3 months - Adults	126	1,151	10.9%	15.1%	15.9%	16.0%
% of FP17s for the same patient ID Re-attending between 3 & 9 months - Children	424	638	66.5%	59.5%	60.4%	58.0%
% of FP17s for the same patient ID Re-attending between 3 & 9 months - Adults	704	1,151	61.2%	51.8%	52.3%	50.9%
% of FP17s for Band 1 Urgent Courses	104	1,631	6.4%	9.5%	9.5%	9.1%
% of FP17s Relating to Free Repair or Replacements	0	1,631	0.0%	0.6%	0.7%	0.8%
% of FP17s Relating to Continuations	11	1,631	0.7%	1.0%	1.0%	1.1%
% of Patients satisfied with the dentistry they have received	3	4	N/A	90.8%	91.9%	91.7%
% of Patients satisfied with the time they had to wait for an appointment	3	4	N/A	87.8%	88.0%	88.0%

* This is based on patients treated on this contract for their most recent course of treatment. Figures in italics indicate the base number of FP17s or Patient Questionnaire responses are less than 100. N/A is shown where the base number of responses is less than 10 during the period. % is calculated as Quantity/Base number*100

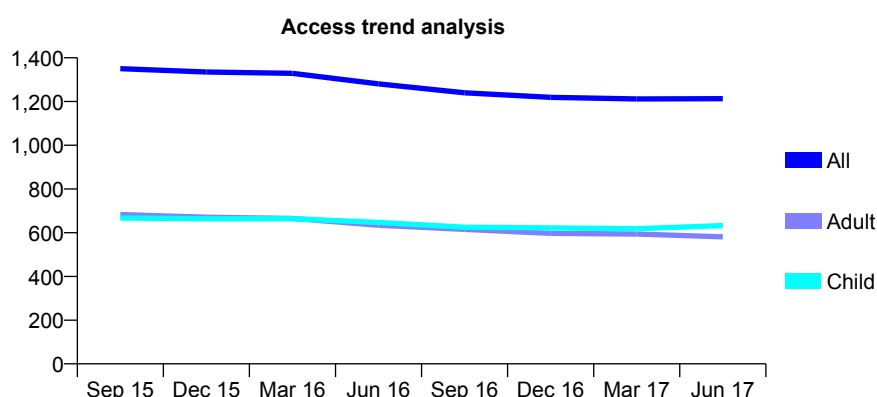
Q68 - Vital Signs At a Glance Contract Report for 116513/0003 - June 2017

Name or company name	Fairfield Dental Surgery Limited
Contract type name	GDS Contract
Purpose of contract	General
Contract start date	01/08/2011
Contract end date	

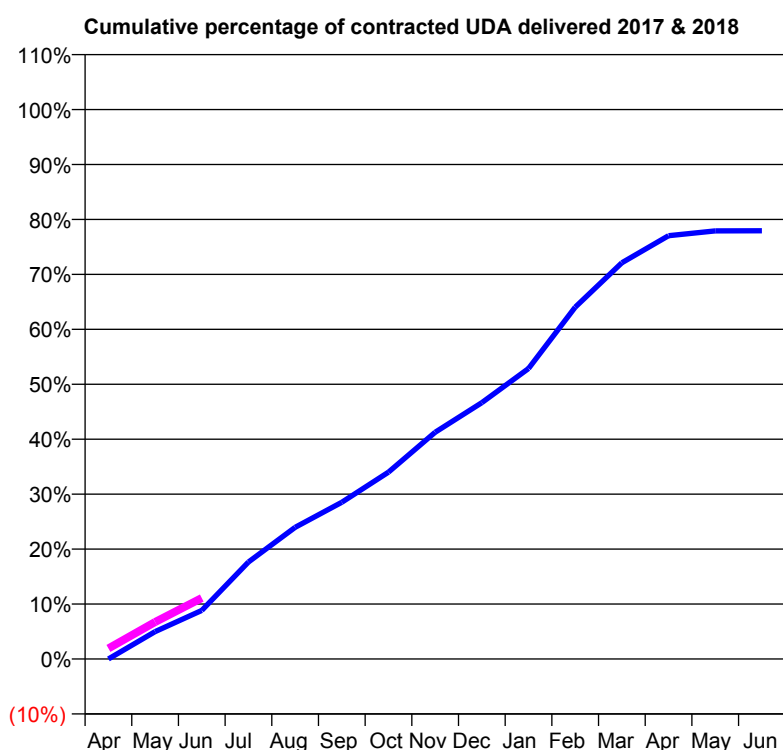
17/18 Contracted general activity (UDA)	3,500
Carry forward general activity (UDA)	0
17/18 Contracted orthodontic activity (UOA)	0
Carry forward orthodontic activity (UOA)	0
Baseline contract value	£77,736.24

ACCESS*

Patients seen in 24 months	Total	Change since previous quarter
Quarter ending June 2016	1,281	
Quarter ending September 2016	1,240	↓
Quarter ending December 2016	1,219	↓
Quarter ending March 2017	1,212	→
Quarter ending June 2017	1,213	→
Variance since June 2016	(5.3%)	↓



ACTIVITY



Adjusted Scheduled Activity (UDA)		
Month	2017	2018
April	0	67
May	174	236
June	310	388
July	618	
August	839	
September	999	
October	1,191	
November	1,445	
December	1,633	
January	1,850	
February	2,241	
March	2,524	
April	2,696	
May	2,726	
June	2,727	

QUALITY

	Quantity	Base Number	Contract	AT	Region	England
% of FP17s for the same patient ID Re-attending within 3 months - Children	19	215	8.8%	9.4%	11.6%	12.0%
% of FP17s for the same patient ID Re-attending within 3 months - Adults	9	171	5.3%	15.1%	15.9%	16.0%
% of FP17s for the same patient ID Re-attending between 3 & 9 months - Children	150	215	69.8%	59.5%	60.4%	58.0%
% of FP17s for the same patient ID Re-attending between 3 & 9 months - Adults	126	171	73.7%	51.8%	52.3%	50.9%
% of FP17s for Band 1 Urgent Courses	7	266	2.6%	9.5%	9.5%	9.1%
% of FP17s Relating to Free Repair or Replacements	1	266	0.4%	0.6%	0.7%	0.8%
% of FP17s Relating to Continuations	4	266	1.5%	1.0%	1.0%	1.1%
% of Patients satisfied with the dentistry they have received	2	2	N/A	90.8%	91.9%	91.7%
% of Patients satisfied with the time they had to wait for an appointment	2	2	N/A	87.8%	88.0%	88.0%

* This is based on patients treated on this contract for their most recent course of treatment. Figures in italics indicate the base number of FP17s or Patient Questionnaire responses are less than 100. N/A is shown where the base number of responses is less than 10 during the period. % is calculated as Quantity/Base number*100

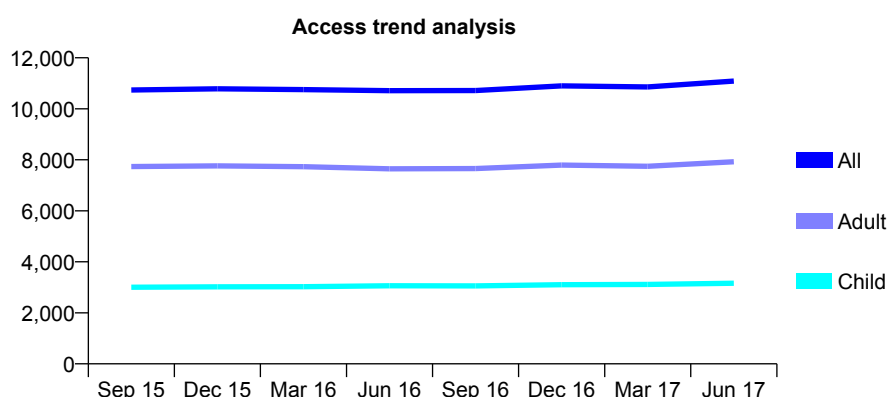
Q68 - Vital Signs At a Glance Contract Report for 117013/0001 - June 2017

Name or company name	Family Dental Centre Limited
Contract type name	GDS Contract
Purpose of contract	General
Contract start date	01/04/2010
Contract end date	

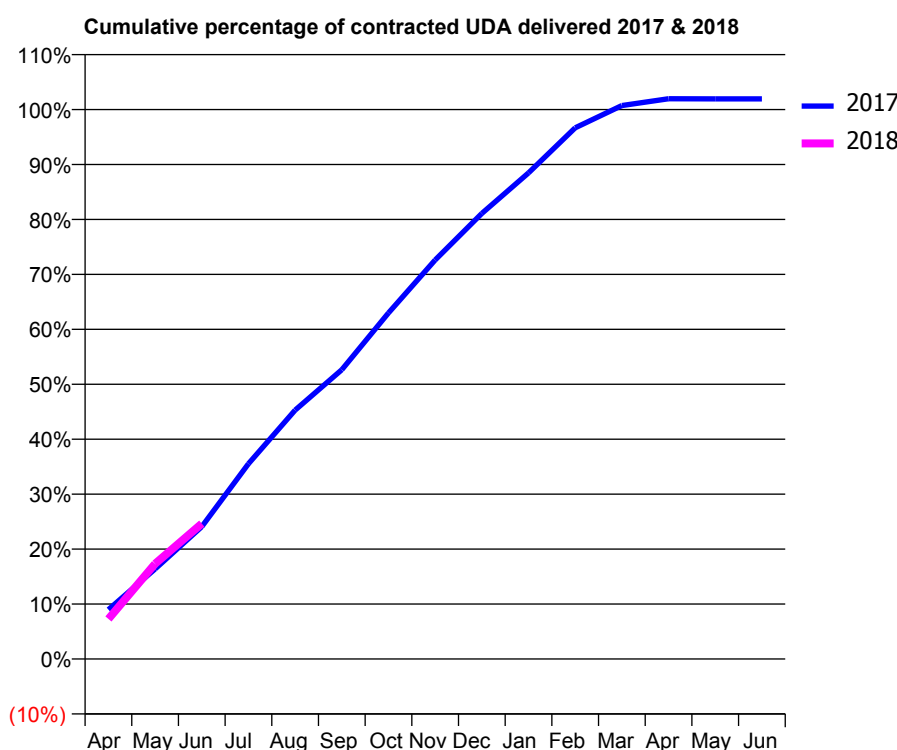
17/18 Contracted general activity (UDA)	41,003
Carry forward general activity (UDA)	0
17/18 Contracted orthodontic activity (UOA)	0
Carry forward orthodontic activity (UOA)	0
Baseline contract value	£1,502,125.02

ACCESS*

Patients seen in 24 months	Total	Change since previous quarter
Quarter ending June 2016	10,709	
Quarter ending September 2016	10,716	→
Quarter ending December 2016	10,898	→
Quarter ending March 2017	10,858	→
Quarter ending June 2017	11,089	↑
Variance since June 2016	3.5%	↑



ACTIVITY



Adjusted Scheduled Activity (UDA)		
Month	2017	2018
April	3,685	2,991
May	6,718	7,111
June	9,875	10,100
July	14,572	
August	18,571	
September	21,583	
October	25,825	
November	29,774	
December	33,250	
January	36,273	
February	39,635	
March	41,302	
April	41,805	
May	41,797	
June	41,797	

QUALITY

	Quantity	Base Number	Contract	AT	Region	England
% of FP17s for the same patient ID Re-attending within 3 months - Children	60	1,168	5.1%	9.4%	11.6%	12.0%
% of FP17s for the same patient ID Re-attending within 3 months - Adults	317	2,713	11.7%	15.1%	15.9%	16.0%
% of FP17s for the same patient ID Re-attending between 3 & 9 months - Children	708	1,168	60.6%	59.5%	60.4%	58.0%
% of FP17s for the same patient ID Re-attending between 3 & 9 months - Adults	1,512	2,713	55.7%	51.8%	52.3%	50.9%
% of FP17s for Band 1 Urgent Courses	216	3,366	6.4%	9.5%	9.5%	9.1%
% of FP17s Relating to Free Repair or Replacements	14	3,366	0.4%	0.6%	0.7%	0.8%
% of FP17s Relating to Continuations	9	3,366	0.3%	1.0%	1.0%	1.1%
% of Patients satisfied with the dentistry they have received	12	14	85.7%	90.8%	91.9%	91.7%
% of Patients satisfied with the time they had to wait for an appointment	14	14	100.0%	87.8%	88.0%	88.0%

* This is based on patients treated on this contract for their most recent course of treatment. Figures in italics indicate the base number of FP17s or Patient Questionnaire responses are less than 100. N/A is shown where the base number of responses is less than 10 during the period. % is calculated as Quantity/Base number*100

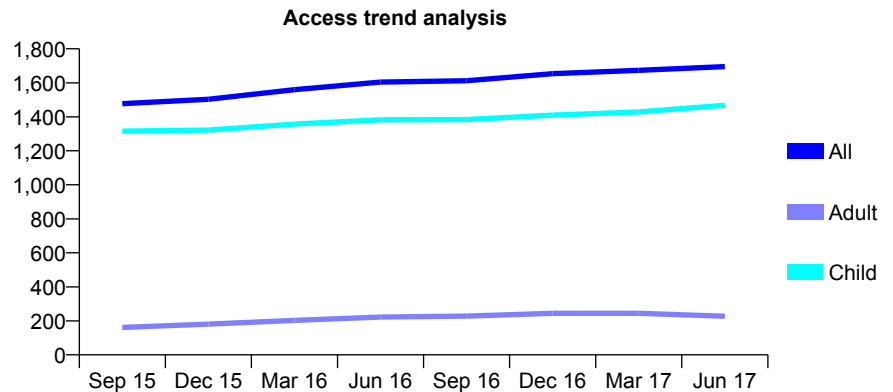
Q68 - Vital Signs At a Glance Contract Report for 117188/0001 - June 2017

Name or company name	Mr Andrew Kenneth Pritchard and Mrs Catl
Contract type name	GDS Contract
Purpose of contract	General
Contract start date	21/06/2014
Contract end date	

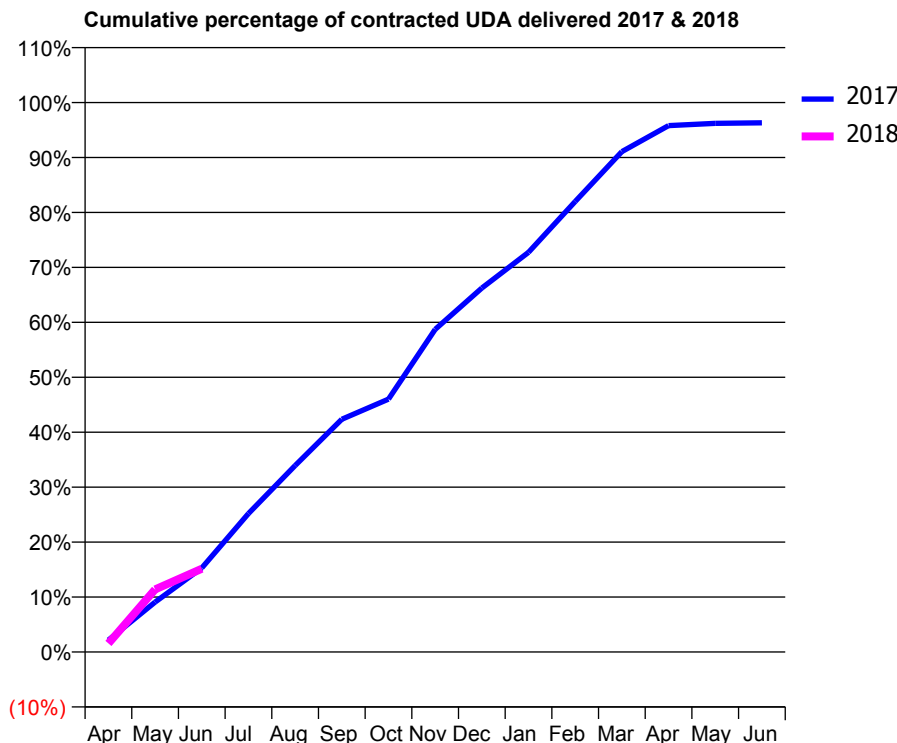
17/18 Contracted general activity (UDA)	3,600
Carry forward general activity (UDA)	0
17/18 Contracted orthodontic activity (UOA)	0
Carry forward orthodontic activity (UOA)	0
Baseline contract value	£79,995.34

ACCESS*

Patients seen in 24 months	Total	Change since previous quarter
Quarter ending June 2016	1,604	
Quarter ending September 2016	1,612	→
Quarter ending December 2016	1,654	↑
Quarter ending March 2017	1,673	→
Quarter ending June 2017	1,695	→
Variance since June 2016	5.7%	↑



ACTIVITY



Adjusted Scheduled Activity (UDA)		
Month	2017	2018
April	78	56
May	327	410
June	550	546
July	907	
August	1,221	
September	1,525	
October	1,657	
November	2,114	
December	2,384	
January	2,619	
February	2,951	
March	3,278	
April	3,449	
May	3,464	
June	3,467	

QUALITY

	Quantity	Base Number	Contract	AT	Region	England
% of FP17s for the same patient ID Re-attending within 3 months - Children	49	545	9.0%	9.4%	11.6%	12.0%
% of FP17s for the same patient ID Re-attending within 3 months - Adults	5	29	17.2%	15.1%	15.9%	16.0%
% of FP17s for the same patient ID Re-attending between 3 & 9 months - Children	364	545	66.8%	59.5%	60.4%	58.0%
% of FP17s for the same patient ID Re-attending between 3 & 9 months - Adults	18	29	62.1%	51.8%	52.3%	50.9%
% of FP17s for Band 1 Urgent Courses	18	450	4.0%	9.5%	9.5%	9.1%
% of FP17s Relating to Free Repair or Replacements	0	450	0.0%	0.6%	0.7%	0.8%
% of FP17s Relating to Continuations	0	450	0.0%	1.0%	1.0%	1.1%
% of Patients satisfied with the dentistry they have received	4	4	N/A	90.8%	91.9%	91.7%
% of Patients satisfied with the time they had to wait for an appointment	4	4	N/A	87.8%	88.0%	88.0%

* This is based on patients treated on this contract for their most recent course of treatment. Figures in italics indicate the base number of FP17s or Patient Questionnaire responses are less than 100. N/A is shown where the base number of responses is less than 10 during the period. % is calculated as Quantity/Base number*100

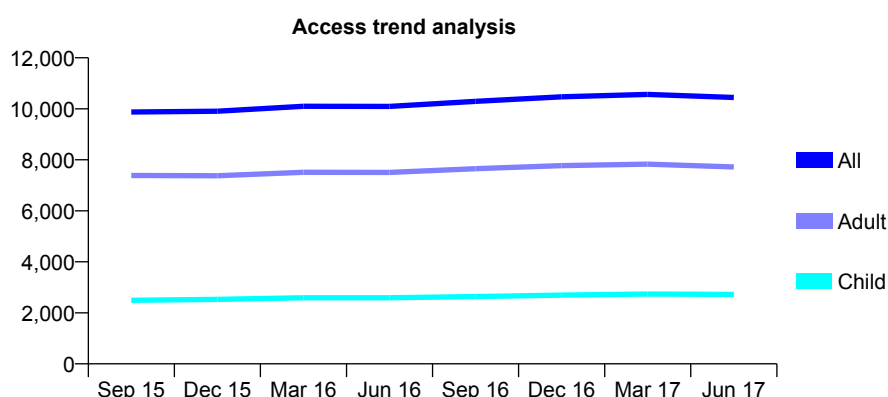
Q68 - Vital Signs At a Glance Contract Report for 117900/0002 - June 2017

Name or company name	Northdene Services Limited
Contract type name	GDS Contract
Purpose of contract	General
Contract start date	01/04/2007
Contract end date	

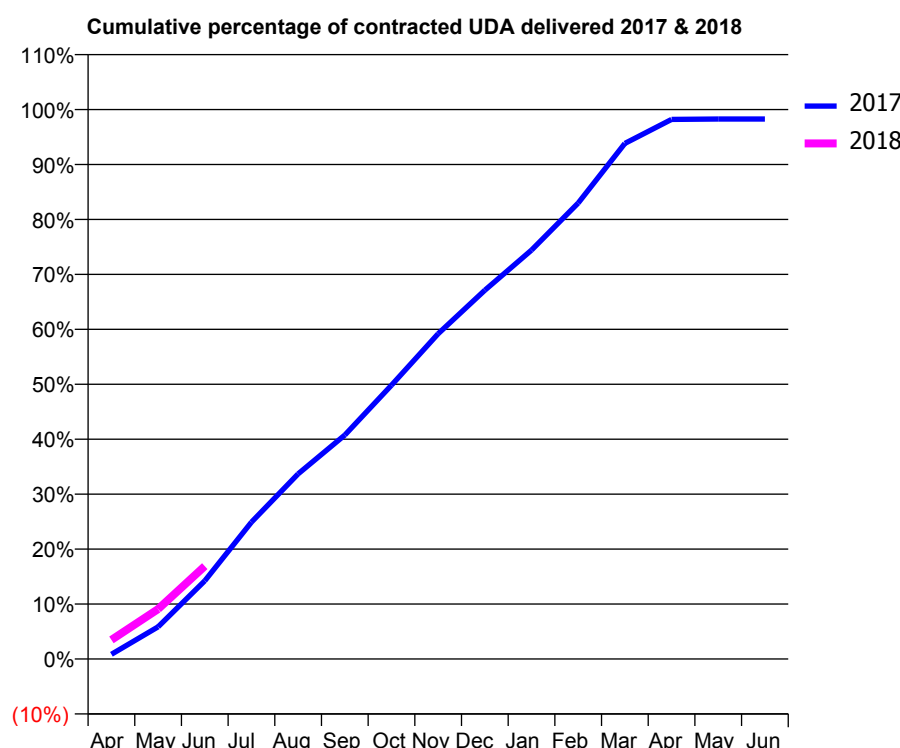
17/18 Contracted general activity (UDA)	28,218
Carry forward general activity (UDA)	0
17/18 Contracted orthodontic activity (UOA)	0
Carry forward orthodontic activity (UOA)	0
Baseline contract value	£749,699.73

ACCESS*

Patients seen in 24 months	Total	Change since previous quarter
Quarter ending June 2016	10,094	
Quarter ending September 2016	10,291	→
Quarter ending December 2016	10,468	→
Quarter ending March 2017	10,566	→
Quarter ending June 2017	10,444	↓
Variance since June 2016	3.5%	↑



ACTIVITY



Adjusted Scheduled Activity (UDA)		
Month	2017	2018
April	242	983
May	1,656	2,566
June	4,016	4,769
July	7,031	
August	9,507	
September	11,504	
October	14,059	
November	16,704	
December	18,934	
January	20,996	
February	23,419	
March	26,475	
April	27,706	
May	27,728	
June	27,732	

QUALITY

	Quantity	Base Number	Contract	AT	Region	England
% of FP17s for the same patient ID Re-attending within 3 months - Children	50	818	6.1%	9.4%	11.6%	12.0%
% of FP17s for the same patient ID Re-attending within 3 months - Adults	300	1,995	15.0%	15.1%	15.9%	16.0%
% of FP17s for the same patient ID Re-attending between 3 & 9 months - Children	418	818	51.1%	59.5%	60.4%	58.0%
% of FP17s for the same patient ID Re-attending between 3 & 9 months - Adults	932	1,995	46.7%	51.8%	52.3%	50.9%
% of FP17s for Band 1 Urgent Courses	193	2,308	8.4%	9.5%	9.5%	9.1%
% of FP17s Relating to Free Repair or Replacements	24	2,308	1.0%	0.6%	0.7%	0.8%
% of FP17s Relating to Continuations	42	2,308	1.8%	1.0%	1.0%	1.1%
% of Patients satisfied with the dentistry they have received	19	20	95.0%	90.8%	91.9%	91.7%
% of Patients satisfied with the time they had to wait for an appointment	20	20	100.0%	87.8%	88.0%	88.0%

* This is based on patients treated on this contract for their most recent course of treatment. Figures in italics indicate the base number of FP17s or Patient Questionnaire responses are less than 100. N/A is shown where the base number of responses is less than 10 during the period. % is calculated as Quantity/Base number*100

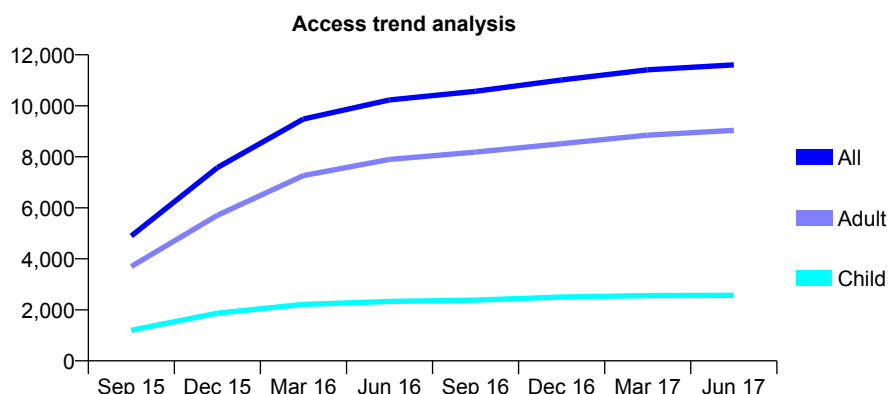
Q68 - Vital Signs At a Glance Contract Report for 117986/0001 - June 2017

Name or company name	Mr S H Sachedina and Mr M O'Hara
Contract type name	GDS Contract
Purpose of contract	General
Contract start date	01/05/2015
Contract end date	

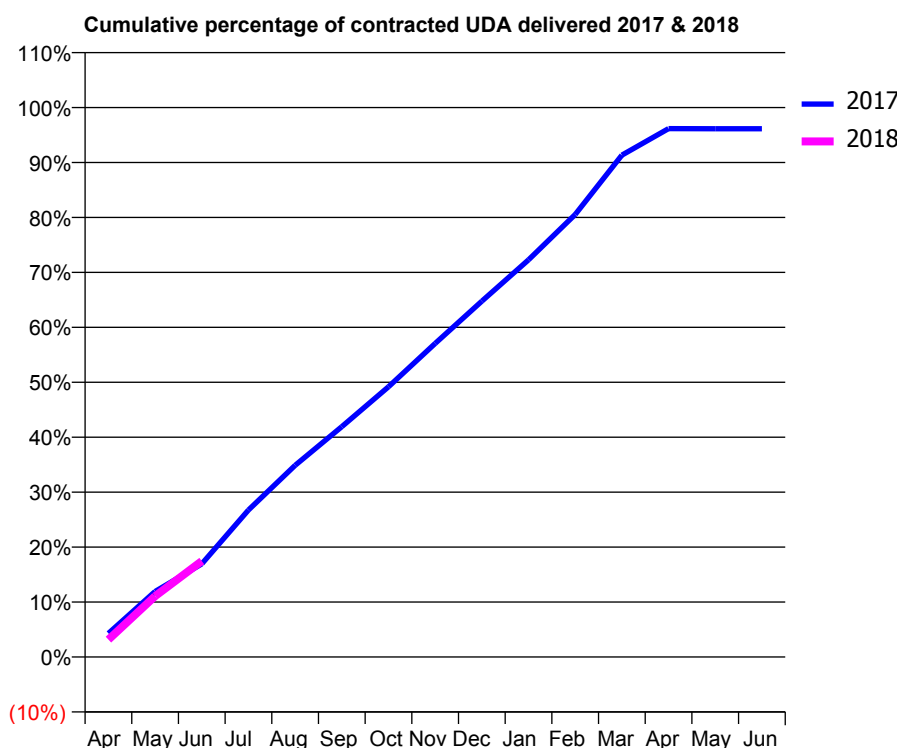
17/18 Contracted general activity (UDA)	29,663
Carry forward general activity (UDA)	0
17/18 Contracted orthodontic activity (UOA)	0
Carry forward orthodontic activity (UOA)	0
Baseline contract value	£733,294.28

ACCESS*

Patients seen in 24 months	Total	Change since previous quarter
Quarter ending June 2016	10,228	
Quarter ending September 2016	10,572	↑
Quarter ending December 2016	11,016	↑
Quarter ending March 2017	11,414	↑
Quarter ending June 2017	11,607	→
Variance since June 2016	13.5%	↑



ACTIVITY



Adjusted Scheduled Activity (UDA)		
Month	2017	2018
April	1,274	938
May	3,541	3,283
June	5,029	5,182
July	7,937	
August	10,345	
September	12,435	
October	14,587	
November	16,930	
December	19,205	
January	21,440	
February	23,886	
March	27,092	
April	28,521	
May	28,513	
June	28,517	

QUALITY

	Quantity	Base Number	Contract	AT	Region	England
% of FP17s for the same patient ID Re-attending within 3 months - Children	64	989	6.5%	9.4%	11.6%	12.0%
% of FP17s for the same patient ID Re-attending within 3 months - Adults	434	2,804	15.5%	15.1%	15.9%	16.0%
% of FP17s for the same patient ID Re-attending between 3 & 9 months - Children	712	989	72.0%	59.5%	60.4%	58.0%
% of FP17s for the same patient ID Re-attending between 3 & 9 months - Adults	1,489	2,804	53.1%	51.8%	52.3%	50.9%
% of FP17s for Band 1 Urgent Courses	283	3,103	9.1%	9.5%	9.5%	9.1%
% of FP17s Relating to Free Repair or Replacements	33	3,103	1.1%	0.6%	0.7%	0.8%
% of FP17s Relating to Continuations	14	3,103	0.5%	1.0%	1.0%	1.1%
% of Patients satisfied with the dentistry they have received	14	15	93.3%	90.8%	91.9%	91.7%
% of Patients satisfied with the time they had to wait for an appointment	14	15	93.3%	87.8%	88.0%	88.0%

* This is based on patients treated on this contract for their most recent course of treatment. Figures in italics indicate the base number of FP17s or Patient Questionnaire responses are less than 100. N/A is shown where the base number of responses is less than 10 during the period. % is calculated as Quantity/Base number*100

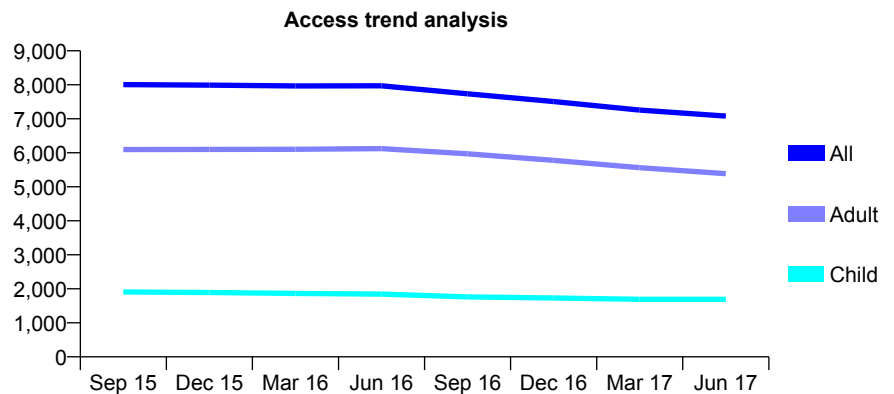
Q68 - Vital Signs At a Glance Contract Report for 119296/0001 - June 2017

Name or company name	Pearl Dental Studios Limited
Contract type name	GDS Contract
Purpose of contract	General
Contract start date	01/04/2011
Contract end date	

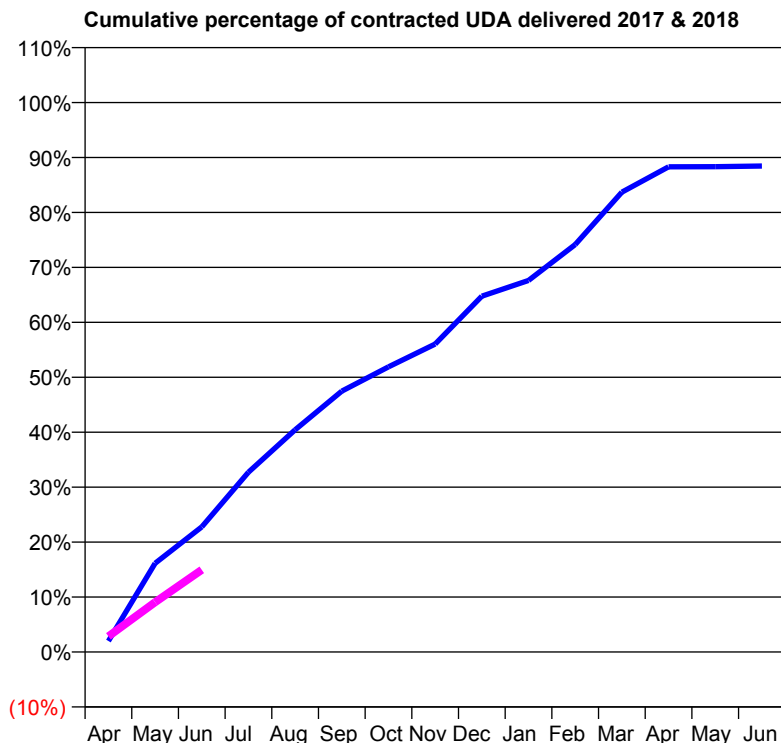
17/18 Contracted general activity (UDA)	19,000
Carry forward general activity (UDA)	0
17/18 Contracted orthodontic activity (UOA)	0
Carry forward orthodontic activity (UOA)	0
Baseline contract value	£518,652.56

ACCESS*

Patients seen in 24 months	Total	Change since previous quarter
Quarter ending June 2016	7,970	
Quarter ending September 2016	7,734	↓
Quarter ending December 2016	7,509	↓
Quarter ending March 2017	7,257	↓
Quarter ending June 2017	7,079	↓
Variance since June 2016	(11.2%)	↓



ACTIVITY



Adjusted Scheduled Activity (UDA)		
Month	2017	2018
April	380	543
May	3,067	1,724
June	4,328	2,843
July	6,219	
August	7,683	
September	9,021	
October	9,858	
November	10,648	
December	12,306	
January	12,847	
February	14,090	
March	15,899	
April	16,778	
May	16,779	
June	16,805	

QUALITY

	Quantity	Base Number	Contract	AT	Region	England
% of FP17s for the same patient ID Re-attending within 3 months - Children	33	520	6.3%	9.4%	11.6%	12.0%
% of FP17s for the same patient ID Re-attending within 3 months - Adults	232	1,482	15.7%	15.1%	15.9%	16.0%
% of FP17s for the same patient ID Re-attending between 3 & 9 months - Children	203	520	39.0%	59.5%	60.4%	58.0%
% of FP17s for the same patient ID Re-attending between 3 & 9 months - Adults	510	1,482	34.4%	51.8%	52.3%	50.9%
% of FP17s for Band 1 Urgent Courses	184	1,405	13.1%	9.5%	9.5%	9.1%
% of FP17s Relating to Free Repair or Replacements	3	1,405	0.2%	0.6%	0.7%	0.8%
% of FP17s Relating to Continuations	0	1,405	0.0%	1.0%	1.0%	1.1%
% of Patients satisfied with the dentistry they have received	5	6	N/A	90.8%	91.9%	91.7%
% of Patients satisfied with the time they had to wait for an appointment	6	6	N/A	87.8%	88.0%	88.0%

* This is based on patients treated on this contract for their most recent course of treatment. Figures in italics indicate the base number of FP17s or Patient Questionnaire responses are less than 100. N/A is shown where the base number of responses is less than 10 during the period. % is calculated as Quantity/Base number*100

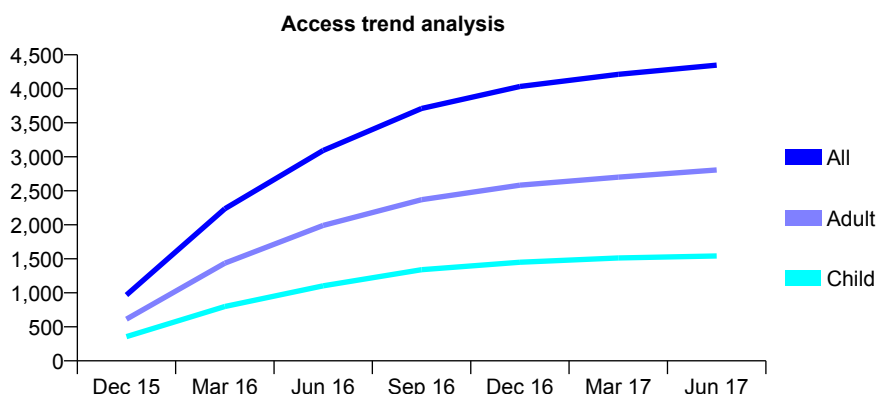
Q68 - Vital Signs At a Glance Contract Report for 120545/0001 - June 2017

Name or company name	Henfield Dental Surgery Partnership
Contract type name	GDS Contract
Purpose of contract	General
Contract start date	31/10/2015
Contract end date	

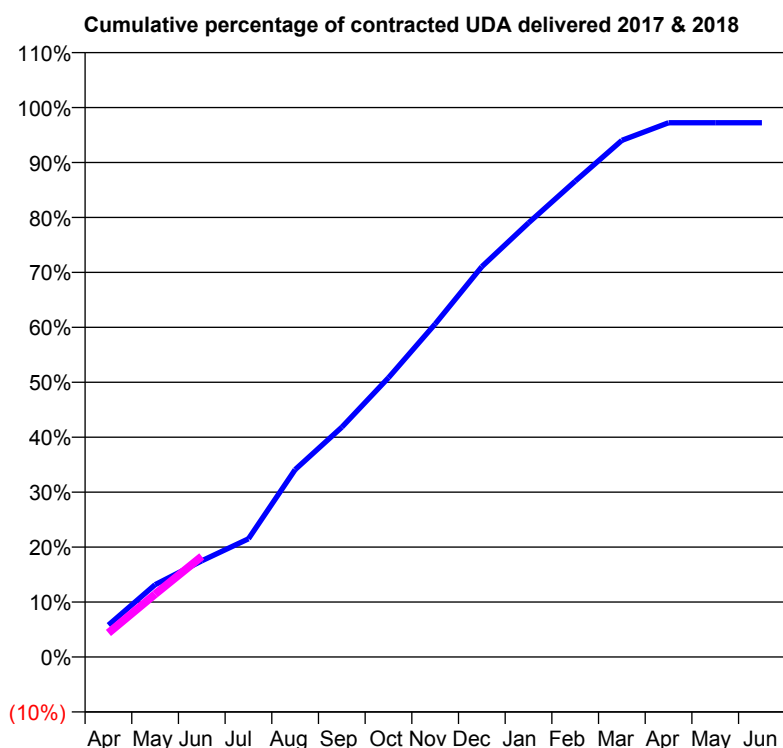
17/18 Contracted general activity (UDA)	13,000
Carry forward general activity (UDA)	0
17/18 Contracted orthodontic activity (UOA)	0
Carry forward orthodontic activity (UOA)	0
Baseline contract value	£340,074.31

ACCESS*

Patients seen in 24 months	Total	Change since previous quarter
Quarter ending June 2016	3,093	
Quarter ending September 2016	3,710	↑
Quarter ending December 2016	4,034	↑
Quarter ending March 2017	4,213	↑
Quarter ending June 2017	4,348	↑
Variance since June 2016	40.6%	↑



ACTIVITY



Adjusted Scheduled Activity (UDA)		
Month	2017	2018
April	756	569
May	1,713	1,486
June	2,275	2,379
July	2,796	
August	4,434	
September	5,436	
October	6,607	
November	7,878	
December	9,236	
January	10,271	
February	11,258	
March	12,224	
April	12,640	
May	12,640	
June	12,640	

QUALITY

	Quantity	Base Number	Contract	AT	Region	England
% of FP17s for the same patient ID Re-attending within 3 months - Children	30	576	5.2%	9.4%	11.6%	12.0%
% of FP17s for the same patient ID Re-attending within 3 months - Adults	136	908	15.0%	15.1%	15.9%	16.0%
% of FP17s for the same patient ID Re-attending between 3 & 9 months - Children	369	576	64.1%	59.5%	60.4%	58.0%
% of FP17s for the same patient ID Re-attending between 3 & 9 months - Adults	558	908	61.5%	51.8%	52.3%	50.9%
% of FP17s for Band 1 Urgent Courses	86	1,268	6.8%	9.5%	9.5%	9.1%
% of FP17s Relating to Free Repair or Replacements	2	1,268	0.2%	0.6%	0.7%	0.8%
% of FP17s Relating to Continuations	27	1,268	2.1%	1.0%	1.0%	1.1%
% of Patients satisfied with the dentistry they have received	8	9	N/A	90.8%	91.9%	91.7%
% of Patients satisfied with the time they had to wait for an appointment	9	9	N/A	87.8%	88.0%	88.0%

* This is based on patients treated on this contract for their most recent course of treatment. Figures in italics indicate the base number of FP17s or Patient Questionnaire responses are less than 100. N/A is shown where the base number of responses is less than 10 during the period. % is calculated as Quantity/Base number*100

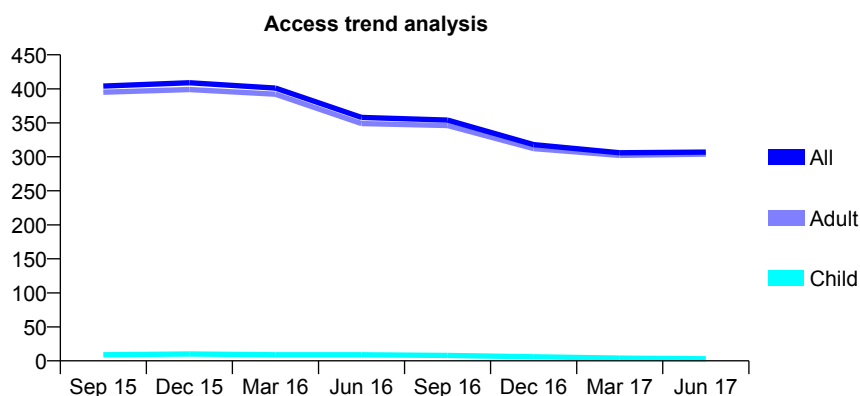
Q68 - Vital Signs At a Glance Contract Report for 121371/0001 - June 2017

Name or company name	Sussex Community NHS Trust
Contract type name	PDS Contract
Purpose of contract	General
Contract start date	01/04/2011
Contract end date	31/03/2019

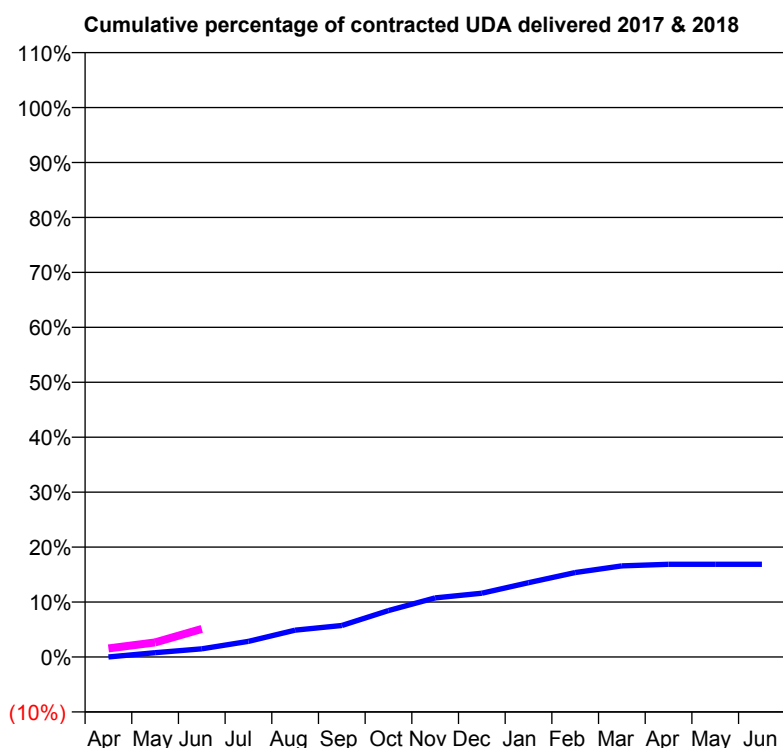
17/18 Contracted general activity (UDA)	2,000
Carry forward general activity (UDA)	0
17/18 Contracted orthodontic activity (UOA)	0
Carry forward orthodontic activity (UOA)	0
Baseline contract value	£2,200,206.39

ACCESS*

Patients seen in 24 months	Total	Change since previous quarter
Quarter ending June 2016	358	
Quarter ending September 2016	354	↓
Quarter ending December 2016	318	↓
Quarter ending March 2017	306	↓
Quarter ending June 2017	307	→
Variance since June 2016	(14.2%)	↓



ACTIVITY



Month	Adjusted Scheduled Activity (UDA)	
	2017	2018
April	0	31
May	16	53
June	30	102
July	57	
August	98	
September	115	
October	169	
November	215	
December	232	
January	270	
February	307	
March	332	
April	338	
May	338	
June	338	

QUALITY

	Quantity	Base Number	Contract	AT	Region	England
% of FP17s for the same patient ID Re-attending within 3 months - Children	0	1	0.0%	9.4%	11.6%	12.0%
% of FP17s for the same patient ID Re-attending within 3 months - Adults	0	50	0.0%	15.1%	15.9%	16.0%
% of FP17s for the same patient ID Re-attending between 3 & 9 months - Children	1	1	100.0%	59.5%	60.4%	58.0%
% of FP17s for the same patient ID Re-attending between 3 & 9 months - Adults	2	50	4.0%	51.8%	52.3%	50.9%
% of FP17s for Band 1 Urgent Courses	2	47	4.3%	9.5%	9.5%	9.1%
% of FP17s Relating to Free Repair or Replacements	0	47	0.0%	0.6%	0.7%	0.8%
% of FP17s Relating to Continuations	0	47	0.0%	1.0%	1.0%	1.1%
% of Patients satisfied with the dentistry they have received	1	1	N/A	90.8%	91.9%	91.7%
% of Patients satisfied with the time they had to wait for an appointment	0	1	N/A	87.8%	88.0%	88.0%

* This is based on patients treated on this contract for their most recent course of treatment. Figures in italics indicate the base number of FP17s or Patient Questionnaire responses are less than 100. N/A is shown where the base number of responses is less than 10 during the period. % is calculated as Quantity/Base number*100

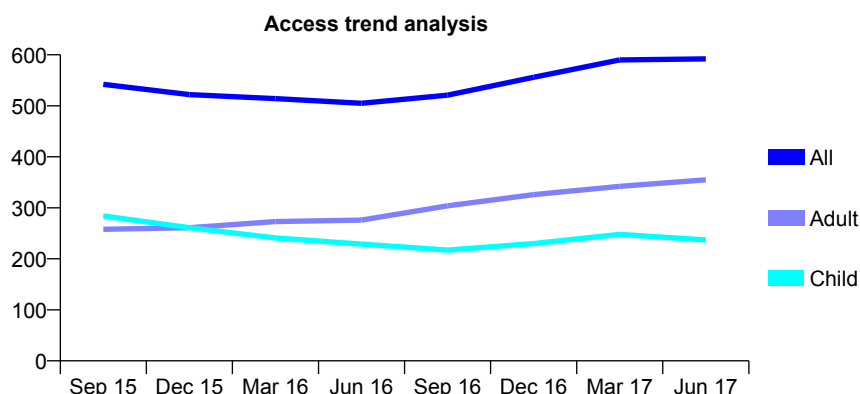
Q68 - Vital Signs At a Glance Contract Report for 121371/0002 - June 2017

Name or company name	Sussex Community NHS Trust
Contract type name	PDS Contract
Purpose of contract	General
Contract start date	01/04/2011
Contract end date	31/03/2019

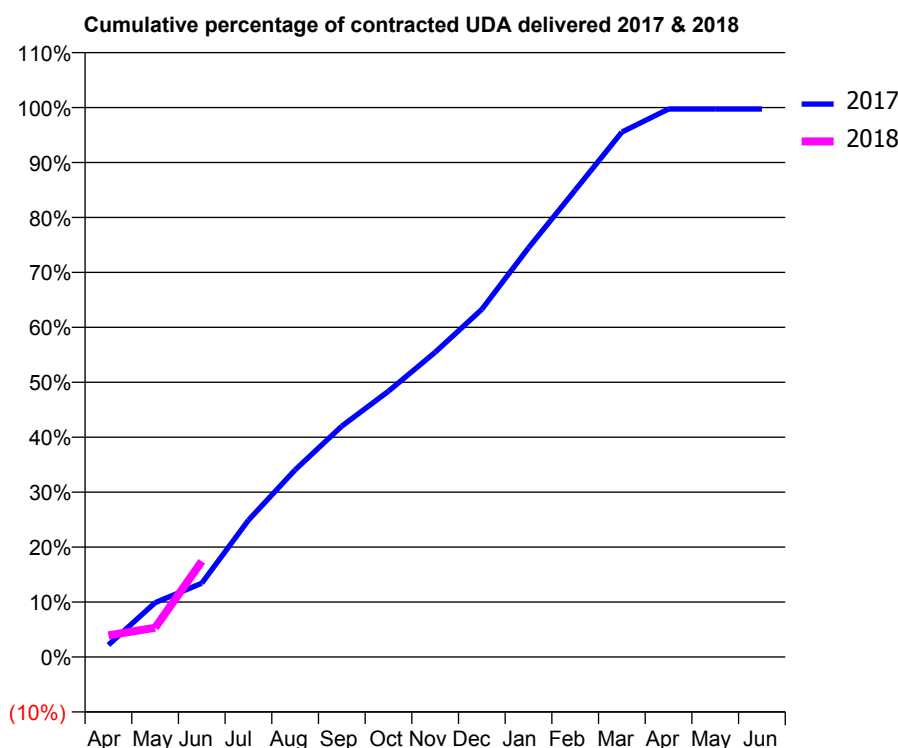
17/18 Contracted general activity (UDA)	1,600
Carry forward general activity (UDA)	0
17/18 Contracted orthodontic activity (UOA)	0
Carry forward orthodontic activity (UOA)	0
Baseline contract value	£34,887.29

ACCESS*

Patients seen in 24 months	Total	Change since previous quarter
Quarter ending June 2016	505	
Quarter ending September 2016	521	↑
Quarter ending December 2016	556	↑
Quarter ending March 2017	590	↑
Quarter ending June 2017	592	→
Variance since June 2016	17.2%	↑



ACTIVITY



Adjusted Scheduled Activity (UDA)		
Month	2017	2018
April	35	63
May	158	85
June	215	278
July	398	
August	545	
September	672	
October	774	
November	887	
December	1,012	
January	1,191	
February	1,359	
March	1,529	
April	1,596	
May	1,596	
June	1,596	

QUALITY

	Quantity	Base Number	Contract	AT	Region	England
% of FP17s for the same patient ID Re-attending within 3 months - Children	2	74	2.7%	9.4%	11.6%	12.0%
% of FP17s for the same patient ID Re-attending within 3 months - Adults	10	97	10.3%	15.1%	15.9%	16.0%
% of FP17s for the same patient ID Re-attending between 3 & 9 months - Children	23	74	31.1%	59.5%	60.4%	58.0%
% of FP17s for the same patient ID Re-attending between 3 & 9 months - Adults	46	97	47.4%	51.8%	52.3%	50.9%
% of FP17s for Band 1 Urgent Courses	2	139	1.4%	9.5%	9.5%	9.1%
% of FP17s Relating to Free Repair or Replacements	0	139	0.0%	0.6%	0.7%	0.8%
% of FP17s Relating to Continuations	1	139	0.7%	1.0%	1.0%	1.1%
% of Patients satisfied with the dentistry they have received	1	1	N/A	90.8%	91.9%	91.7%
% of Patients satisfied with the time they had to wait for an appointment	1	1	N/A	87.8%	88.0%	88.0%

* This is based on patients treated on this contract for their most recent course of treatment. Figures in italics indicate the base number of FP17s or Patient Questionnaire responses are less than 100. N/A is shown where the base number of responses is less than 10 during the period. % is calculated as Quantity/Base number*100

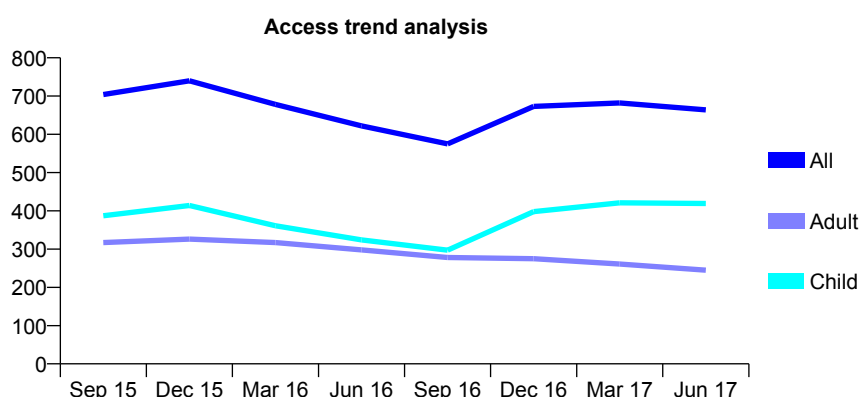
Q68 - Vital Signs At a Glance Contract Report for 121371/0004 - June 2017

Name or company name	Sussex Community NHS Trust
Contract type name	PDS Contract
Purpose of contract	General
Contract start date	01/04/2011
Contract end date	31/03/2019

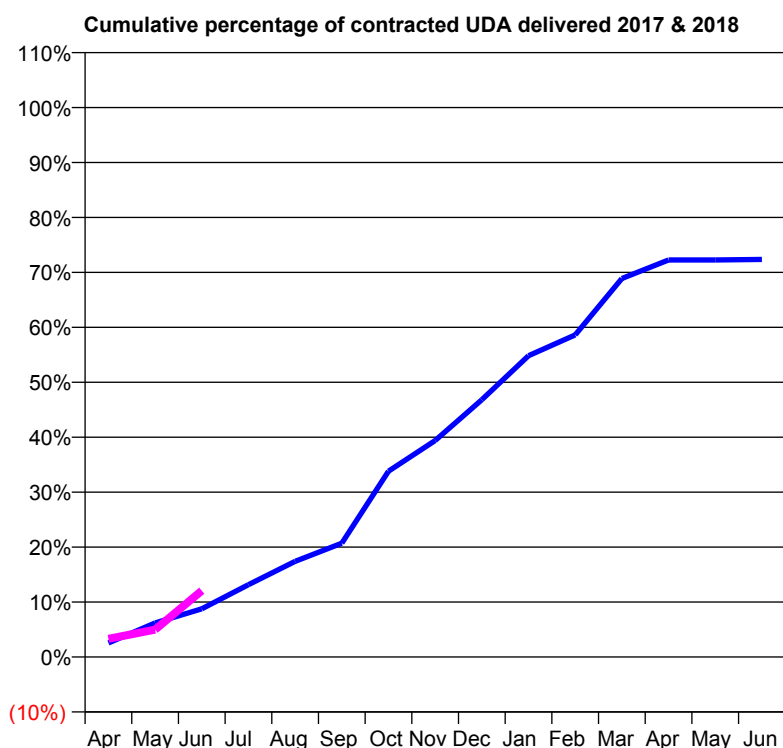
17/18 Contracted general activity (UDA)	2,450
Carry forward general activity (UDA)	0
17/18 Contracted orthodontic activity (UOA)	0
Carry forward orthodontic activity (UOA)	0
Baseline contract value	£68,915.75

ACCESS*

Patients seen in 24 months	Total	Change since previous quarter
Quarter ending June 2016	622	
Quarter ending September 2016	575	↓
Quarter ending December 2016	673	↑
Quarter ending March 2017	682	→
Quarter ending June 2017	664	↓
Variance since June 2016	6.8%	↑



ACTIVITY



Adjusted Scheduled Activity (UDA)		
Month	2017	2018
April	63	81
May	152	122
June	215	296
July	322	
August	426	
September	507	
October	829	
November	965	
December	1,147	
January	1,343	
February	1,436	
March	1,687	
April	1,770	
May	1,770	
June	1,772	

QUALITY

	Quantity	Base Number	Contract	AT	Region	England
% of FP17s for the same patient ID Re-attending within 3 months - Children	15	139	10.8%	9.4%	11.6%	12.0%
% of FP17s for the same patient ID Re-attending within 3 months - Adults	2	56	3.6%	15.1%	15.9%	16.0%
% of FP17s for the same patient ID Re-attending between 3 & 9 months - Children	31	139	22.3%	59.5%	60.4%	58.0%
% of FP17s for the same patient ID Re-attending between 3 & 9 months - Adults	24	56	42.9%	51.8%	52.3%	50.9%
% of FP17s for Band 1 Urgent Courses	4	156	2.6%	9.5%	9.5%	9.1%
% of FP17s Relating to Free Repair or Replacements	0	156	0.0%	0.6%	0.7%	0.8%
% of FP17s Relating to Continuations	0	156	0.0%	1.0%	1.0%	1.1%
% of Patients satisfied with the dentistry they have received	0	0	N/A	90.8%	91.9%	91.7%
% of Patients satisfied with the time they had to wait for an appointment	0	0	N/A	87.8%	88.0%	88.0%

* This is based on patients treated on this contract for their most recent course of treatment. Figures in italics indicate the base number of FP17s or Patient Questionnaire responses are less than 100. N/A is shown where the base number of responses is less than 10 during the period. % is calculated as Quantity/Base number*100

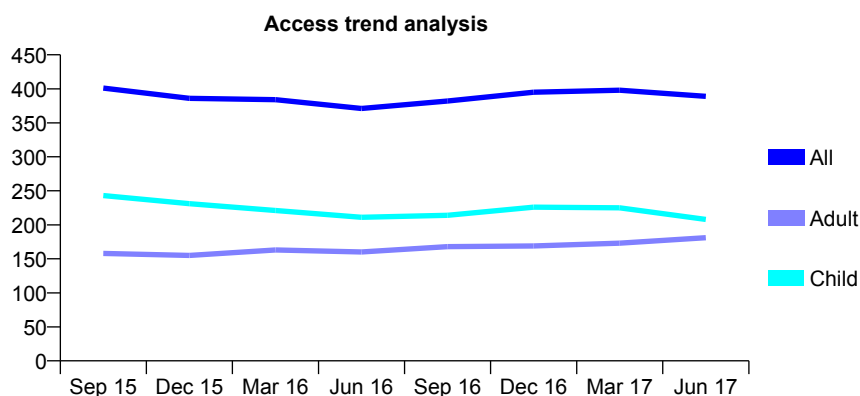
Q68 - Vital Signs At a Glance Contract Report for 121371/0005 - June 2017

Name or company name	Sussex Community NHS Trust
Contract type name	PDS Contract
Purpose of contract	General
Contract start date	01/04/2011
Contract end date	31/03/2019

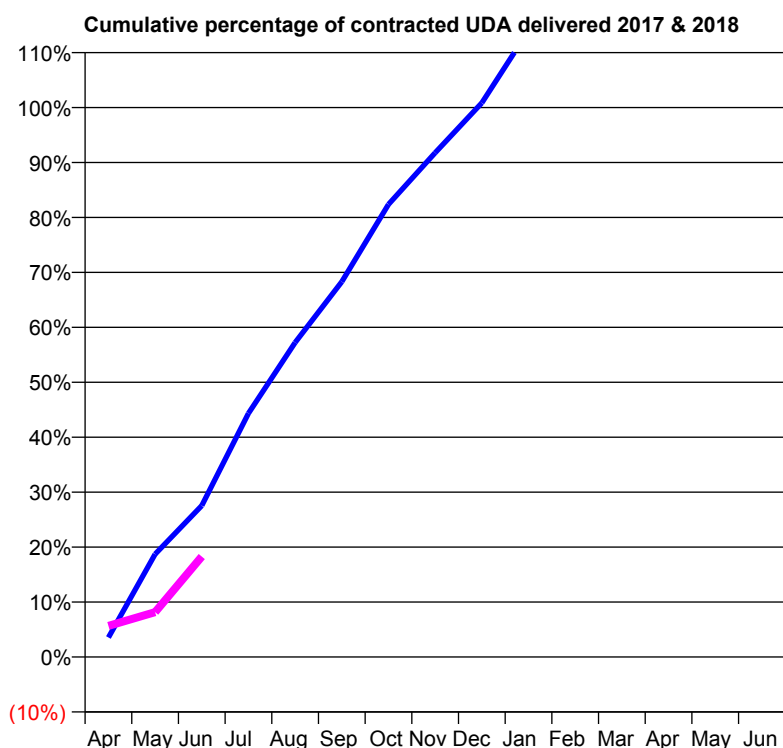
17/18 Contracted general activity (UDA)	760
Carry forward general activity (UDA)	0
17/18 Contracted orthodontic activity (UOA)	0
Carry forward orthodontic activity (UOA)	0
Baseline contract value	£14,519.53

ACCESS*

Patients seen in 24 months	Total	Change since previous quarter
Quarter ending June 2016	371	
Quarter ending September 2016	382	↑
Quarter ending December 2016	395	↑
Quarter ending March 2017	398	→
Quarter ending June 2017	389	↓
Variance since June 2016	4.9%	↑



ACTIVITY



Adjusted Scheduled Activity (UDA)		
Month	2017	2018
April	27	43
May	142	62
June	209	139
July	337	
August	435	
September	519	
October	626	
November	697	
December	766	
January	866	
February	952	
March	1,039	
April	1,071	
May	1,071	
June	1,072	

QUALITY

	Quantity	Base Number	Contract	AT	Region	England
% of FP17s for the same patient ID Re-attending within 3 months - Children	4	47	8.5%	9.4%	11.6%	12.0%
% of FP17s for the same patient ID Re-attending within 3 months - Adults	1	33	3.0%	15.1%	15.9%	16.0%
% of FP17s for the same patient ID Re-attending between 3 & 9 months - Children	12	47	25.5%	59.5%	60.4%	58.0%
% of FP17s for the same patient ID Re-attending between 3 & 9 months - Adults	16	33	48.5%	51.8%	52.3%	50.9%
% of FP17s for Band 1 Urgent Courses	0	66	0.0%	9.5%	9.5%	9.1%
% of FP17s Relating to Free Repair or Replacements	0	66	0.0%	0.6%	0.7%	0.8%
% of FP17s Relating to Continuations	0	66	0.0%	1.0%	1.0%	1.1%
% of Patients satisfied with the dentistry they have received	0	0	N/A	90.8%	91.9%	91.7%
% of Patients satisfied with the time they had to wait for an appointment	0	0	N/A	87.8%	88.0%	88.0%

* This is based on patients treated on this contract for their most recent course of treatment. Figures in italics indicate the base number of FP17s or Patient Questionnaire responses are less than 100. N/A is shown where the base number of responses is less than 10 during the period. % is calculated as Quantity/Base number*100

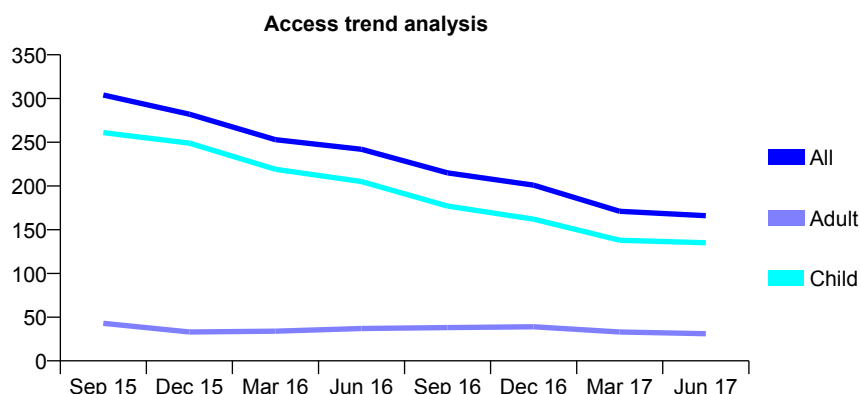
Q68 - Vital Signs At a Glance Contract Report for 121371/0006 - June 2017

Name or company name	Sussex Community NHS Trust
Contract type name	PDS Contract
Purpose of contract	General
Contract start date	01/04/2011
Contract end date	31/03/2019

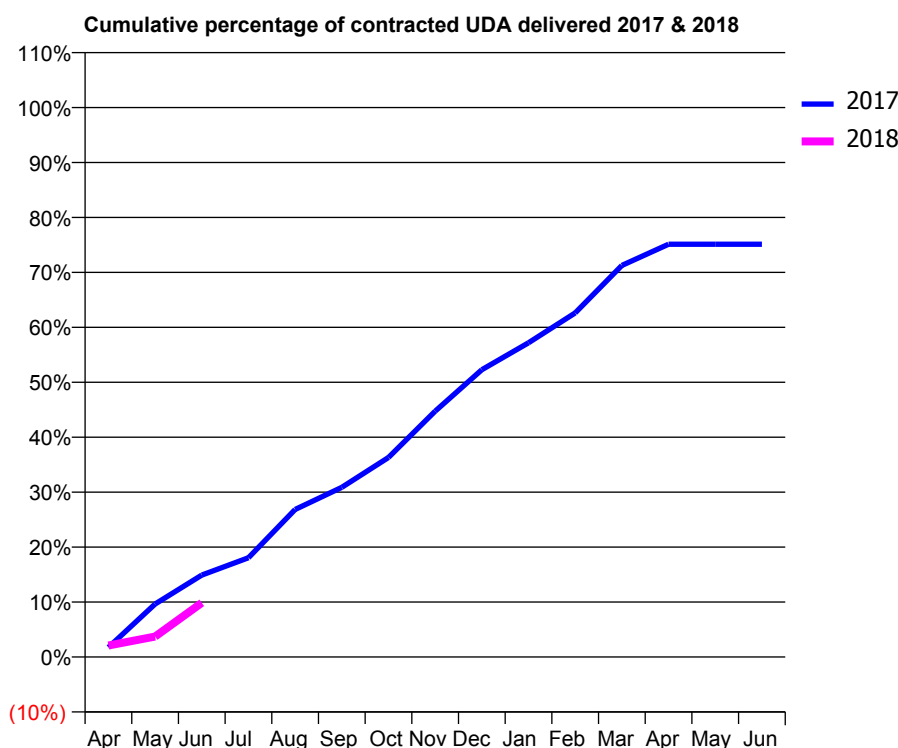
17/18 Contracted general activity (UDA)	570
Carry forward general activity (UDA)	0
17/18 Contracted orthodontic activity (UOA)	0
Carry forward orthodontic activity (UOA)	0
Baseline contract value	£12,525.49

ACCESS*

Patients seen in 24 months	Total	Change since previous quarter
Quarter ending June 2016	242	
Quarter ending September 2016	215	↓
Quarter ending December 2016	201	↓
Quarter ending March 2017	171	↓
Quarter ending June 2017	166	↓
Variance since June 2016	(31.4%)	↓



ACTIVITY



Month	Adjusted Scheduled Activity (UDA)	
	2017	2018
April	10	12
May	55	21
June	85	56
July	103	
August	153	
September	176	
October	207	
November	255	
December	298	
January	326	
February	357	
March	406	
April	428	
May	428	
June	428	

QUALITY

	Quantity	Base Number	Contract	AT	Region	England
% of FP17s for the same patient ID Re-attending within 3 months - Children	1	38	2.6%	9.4%	11.6%	12.0%
% of FP17s for the same patient ID Re-attending within 3 months - Adults	3	6	50.0%	15.1%	15.9%	16.0%
% of FP17s for the same patient ID Re-attending between 3 & 9 months - Children	9	38	23.7%	59.5%	60.4%	58.0%
% of FP17s for the same patient ID Re-attending between 3 & 9 months - Adults	2	6	33.3%	51.8%	52.3%	50.9%
% of FP17s for Band 1 Urgent Courses	1	32	3.1%	9.5%	9.5%	9.1%
% of FP17s Relating to Free Repair or Replacements	0	32	0.0%	0.6%	0.7%	0.8%
% of FP17s Relating to Continuations	0	32	0.0%	1.0%	1.0%	1.1%
% of Patients satisfied with the dentistry they have received	0	0	N/A	90.8%	91.9%	91.7%
% of Patients satisfied with the time they had to wait for an appointment	0	0	N/A	87.8%	88.0%	88.0%

* This is based on patients treated on this contract for their most recent course of treatment. Figures in italics indicate the base number of FP17s or Patient Questionnaire responses are less than 100. N/A is shown where the base number of responses is less than 10 during the period. % is calculated as Quantity/Base number*100

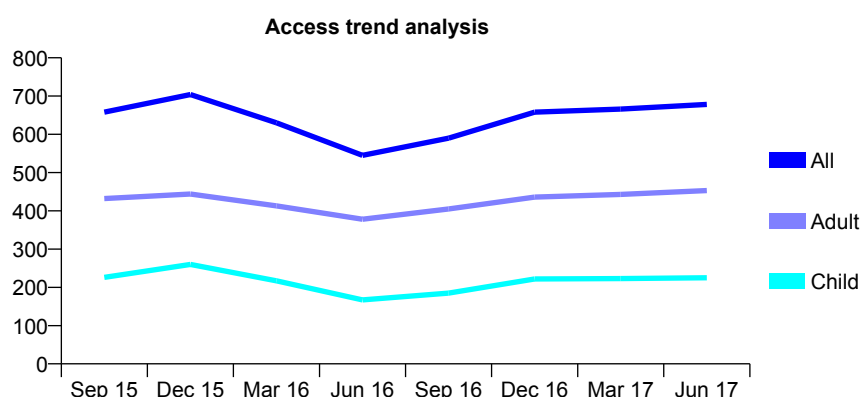
Q68 - Vital Signs At a Glance Contract Report for 121371/0007 - June 2017

Name or company name	Sussex Community NHS Trust
Contract type name	PDS Contract
Purpose of contract	General
Contract start date	01/04/2011
Contract end date	31/03/2019

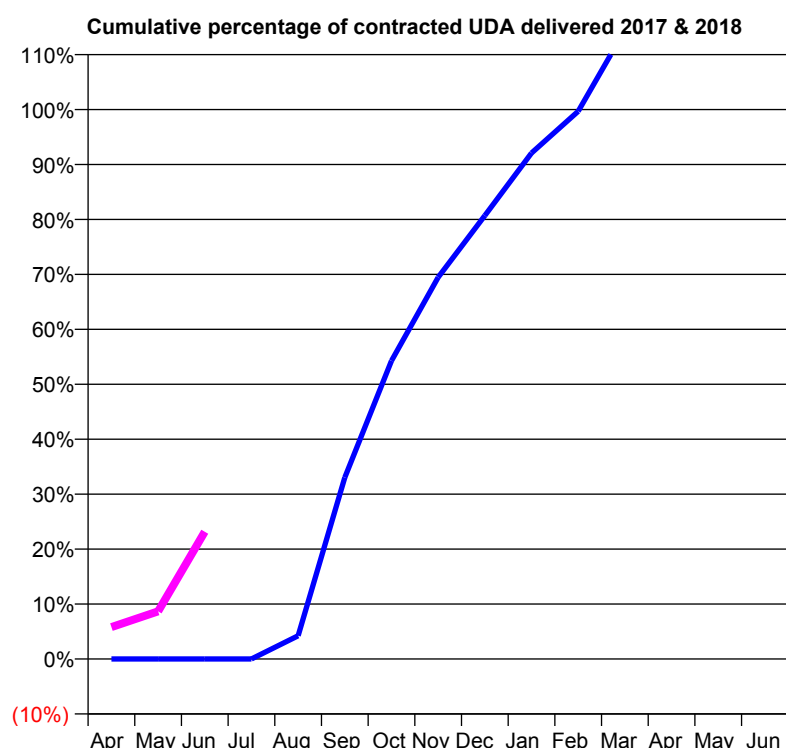
17/18 Contracted general activity (UDA)	1,320
Carry forward general activity (UDA)	0
17/18 Contracted orthodontic activity (UOA)	0
Carry forward orthodontic activity (UOA)	0
Baseline contract value	£137,346.79

ACCESS*

Patients seen in 24 months	Total	Change since previous quarter
Quarter ending June 2016	545	
Quarter ending September 2016	590	↑
Quarter ending December 2016	658	↑
Quarter ending March 2017	666	→
Quarter ending June 2017	678	→
Variance since June 2016	24.4%	↑



ACTIVITY



Adjusted Scheduled Activity (UDA)		
Month	2017	2018
April	0	77
May	0	115
June	0	306
July	0	
August	56	
September	436	
October	716	
November	917	
December	1,065	
January	1,215	
February	1,316	
March	1,510	
April	1,602	
May	1,602	
June	1,602	

QUALITY

	Quantity	Base Number	Contract	AT	Region	England
% of FP17s for the same patient ID Re-attending within 3 months - Children	5	75	6.7%	9.4%	11.6%	12.0%
% of FP17s for the same patient ID Re-attending within 3 months - Adults	11	128	8.6%	15.1%	15.9%	16.0%
% of FP17s for the same patient ID Re-attending between 3 & 9 months - Children	14	75	18.7%	59.5%	60.4%	58.0%
% of FP17s for the same patient ID Re-attending between 3 & 9 months - Adults	56	128	43.8%	51.8%	52.3%	50.9%
% of FP17s for Band 1 Urgent Courses	4	168	2.4%	9.5%	9.5%	9.1%
% of FP17s Relating to Free Repair or Replacements	0	168	0.0%	0.6%	0.7%	0.8%
% of FP17s Relating to Continuations	1	168	0.6%	1.0%	1.0%	1.1%
% of Patients satisfied with the dentistry they have received	1	1	N/A	90.8%	91.9%	91.7%
% of Patients satisfied with the time they had to wait for an appointment	1	1	N/A	87.8%	88.0%	88.0%

* This is based on patients treated on this contract for their most recent course of treatment. Figures in italics indicate the base number of FP17s or Patient Questionnaire responses are less than 100. N/A is shown where the base number of responses is less than 10 during the period. % is calculated as Quantity/Base number*100

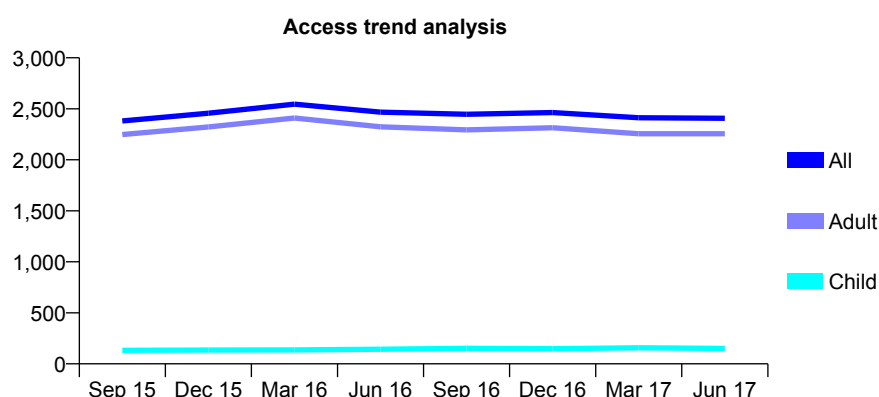
Q68 - Vital Signs At a Glance Contract Report for 121371/0009 - June 2017

Name or company name	Sussex Community NHS Trust
Contract type name	PDS Contract
Purpose of contract	General
Contract start date	01/04/2011
Contract end date	31/03/2019

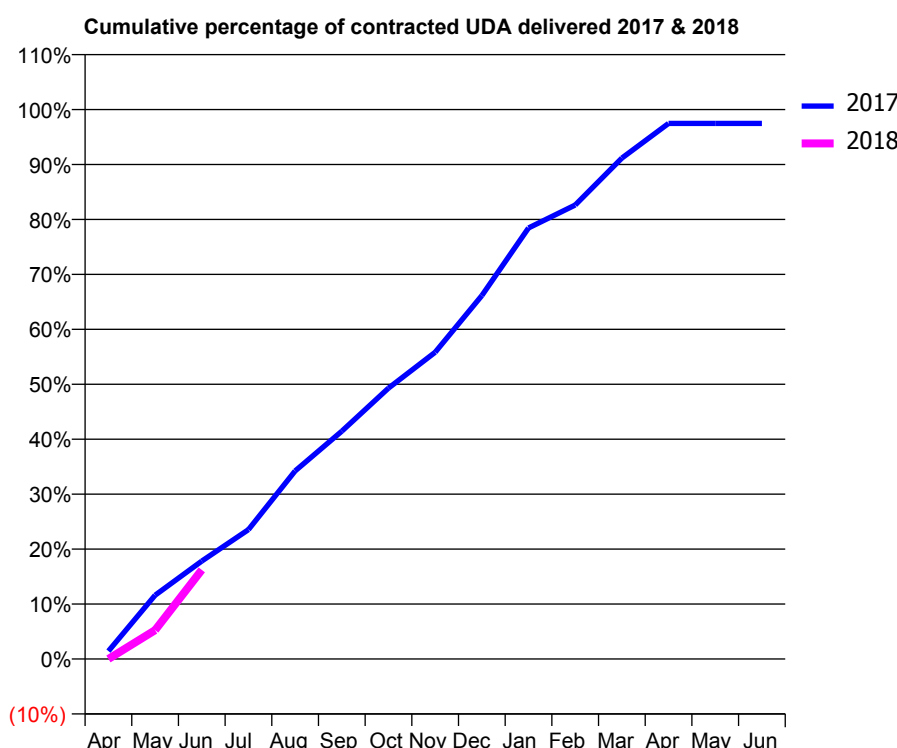
17/18 Contracted general activity (UDA)	4,000
Carry forward general activity (UDA)	0
17/18 Contracted orthodontic activity (UOA)	0
Carry forward orthodontic activity (UOA)	0
Baseline contract value	£234,684.07

ACCESS*

Patients seen in 24 months	Total	Change since previous quarter
Quarter ending June 2016	2,467	
Quarter ending September 2016	2,446	→
Quarter ending December 2016	2,463	→
Quarter ending March 2017	2,413	↓
Quarter ending June 2017	2,407	→
Variance since June 2016	(2.4%)	↓



ACTIVITY



Adjusted Scheduled Activity (UDA)		
Month	2017	2018
April	58	0
May	464	210
June	713	649
July	942	
August	1,369	
September	1,658	
October	1,972	
November	2,233	
December	2,646	
January	3,138	
February	3,305	
March	3,647	
April	3,899	
May	3,899	
June	3,899	

QUALITY

	Quantity	Base Number	Contract	AT	Region	England
% of FP17s for the same patient ID Re-attending within 3 months - Children	4	69	5.8%	9.4%	11.6%	12.0%
% of FP17s for the same patient ID Re-attending within 3 months - Adults	40	684	5.8%	15.1%	15.9%	16.0%
% of FP17s for the same patient ID Re-attending between 3 & 9 months - Children	2	69	2.9%	59.5%	60.4%	58.0%
% of FP17s for the same patient ID Re-attending between 3 & 9 months - Adults	37	684	5.4%	51.8%	52.3%	50.9%
% of FP17s for Band 1 Urgent Courses	541	541	100.0%	9.5%	9.5%	9.1%
% of FP17s Relating to Free Repair or Replacements	0	541	0.0%	0.6%	0.7%	0.8%
% of FP17s Relating to Continuations	0	541	0.0%	1.0%	1.0%	1.1%
% of Patients satisfied with the dentistry they have received	2	2	N/A	90.8%	91.9%	91.7%
% of Patients satisfied with the time they had to wait for an appointment	2	2	N/A	87.8%	88.0%	88.0%

* This is based on patients treated on this contract for their most recent course of treatment. Figures in italics indicate the base number of FP17s or Patient Questionnaire responses are less than 100. N/A is shown where the base number of responses is less than 10 during the period. % is calculated as Quantity/Base number*100

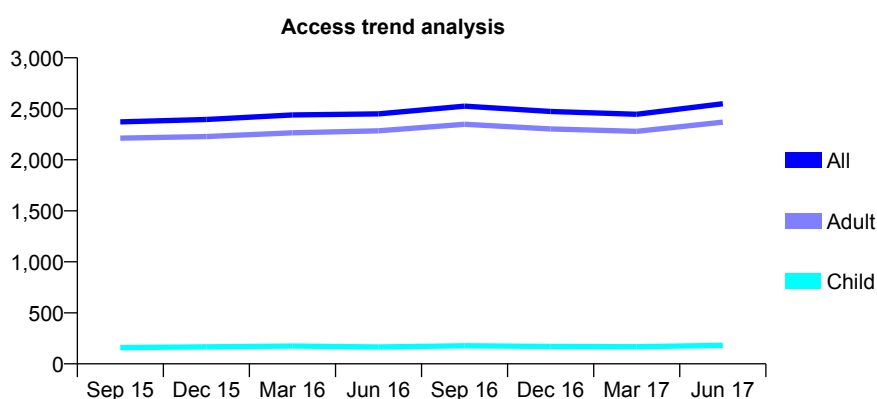
Q68 - Vital Signs At a Glance Contract Report for 121371/0010 - June 2017

Name or company name	Sussex Community NHS Trust
Contract type name	GDS Contract
Purpose of contract	General
Contract start date	01/04/2011
Contract end date	31/03/2019

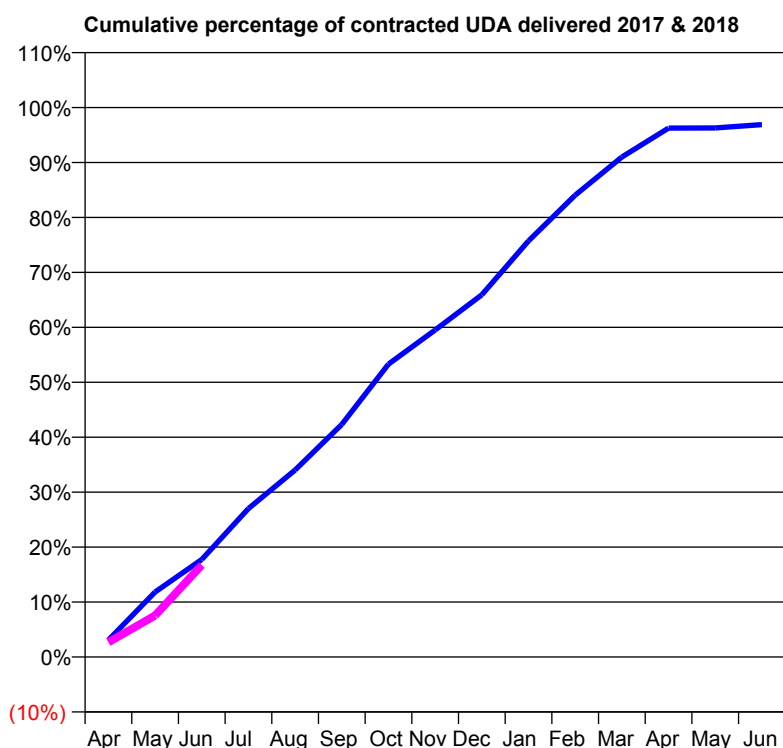
17/18 Contracted general activity (UDA)	4,000
Carry forward general activity (UDA)	0
17/18 Contracted orthodontic activity (UOA)	0
Carry forward orthodontic activity (UOA)	0
Baseline contract value	£197,732.59

ACCESS*

Patients seen in 24 months	Total	Change since previous quarter
Quarter ending June 2016	2,450	
Quarter ending September 2016	2,526	↑
Quarter ending December 2016	2,474	↓
Quarter ending March 2017	2,447	↓
Quarter ending June 2017	2,550	↑
Variance since June 2016	4.1%	↑



ACTIVITY



Adjusted Scheduled Activity (UDA)		
Month	2017	2018
April	123	107
May	473	302
June	710	670
July	1,081	
August	1,361	
September	1,693	
October	2,132	
November	2,381	
December	2,636	
January	3,029	
February	3,362	
March	3,639	
April	3,850	
May	3,852	
June	3,876	

QUALITY

	Quantity	Base Number	Contract	AT	Region	England
% of FP17s for the same patient ID Re-attending within 3 months - Children	3	88	3.4%	9.4%	11.6%	12.0%
% of FP17s for the same patient ID Re-attending within 3 months - Adults	27	667	4.0%	15.1%	15.9%	16.0%
% of FP17s for the same patient ID Re-attending between 3 & 9 months - Children	1	88	1.1%	59.5%	60.4%	58.0%
% of FP17s for the same patient ID Re-attending between 3 & 9 months - Adults	23	667	3.4%	51.8%	52.3%	50.9%
% of FP17s for Band 1 Urgent Courses	558	558	100.0%	9.5%	9.5%	9.1%
% of FP17s Relating to Free Repair or Replacements	0	558	0.0%	0.6%	0.7%	0.8%
% of FP17s Relating to Continuations	0	558	0.0%	1.0%	1.0%	1.1%
% of Patients satisfied with the dentistry they have received	0	0	N/A	90.8%	91.9%	91.7%
% of Patients satisfied with the time they had to wait for an appointment	0	0	N/A	87.8%	88.0%	88.0%

* This is based on patients treated on this contract for their most recent course of treatment. Figures in italics indicate the base number of FP17s or Patient Questionnaire responses are less than 100. N/A is shown where the base number of responses is less than 10 during the period. % is calculated as Quantity/Base number*100

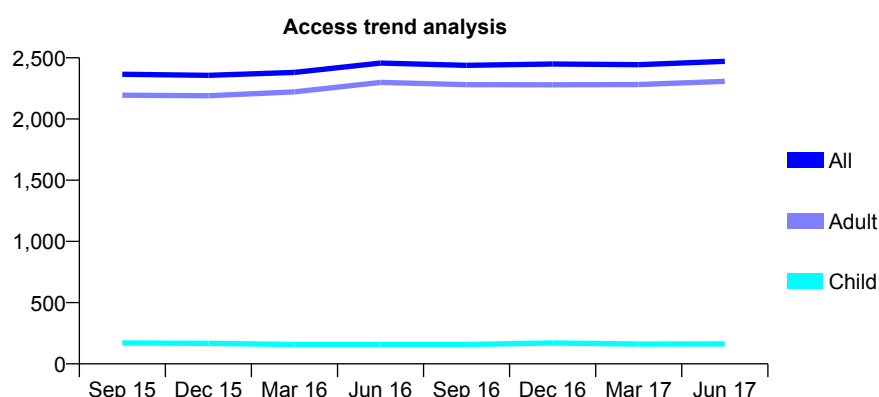
Q68 - Vital Signs At a Glance Contract Report for 121371/0011 - June 2017

Name or company name	Sussex Community NHS Trust
Contract type name	PDS Contract
Purpose of contract	General
Contract start date	01/04/2011
Contract end date	31/03/2019

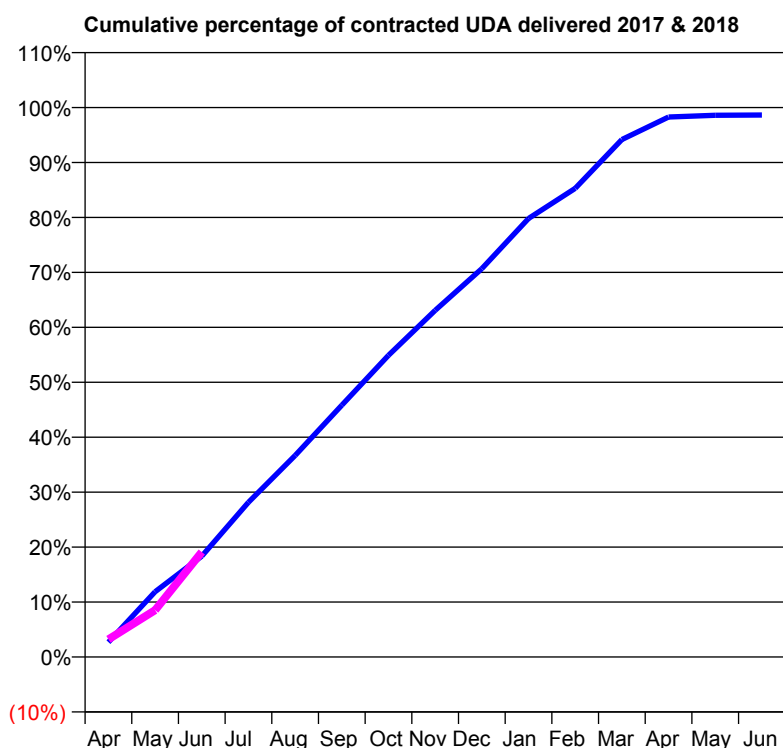
17/18 Contracted general activity (UDA)	4,000
Carry forward general activity (UDA)	0
17/18 Contracted orthodontic activity (UOA)	0
Carry forward orthodontic activity (UOA)	0
Baseline contract value	£218,233.19

ACCESS*

Patients seen in 24 months	Total	Change since previous quarter
Quarter ending June 2016	2,457	
Quarter ending September 2016	2,438	→
Quarter ending December 2016	2,449	→
Quarter ending March 2017	2,444	→
Quarter ending June 2017	2,471	→
Variance since June 2016	0.6%	→



ACTIVITY



Adjusted Scheduled Activity (UDA)		
Month	2017	2018
April	108	128
May	475	341
June	734	764
July	1,127	
August	1,468	
September	1,834	
October	2,196	
November	2,524	
December	2,827	
January	3,192	
February	3,412	
March	3,767	
April	3,931	
May	3,943	
June	3,946	

QUALITY

	Quantity	Base Number	Contract	AT	Region	England
% of FP17s for the same patient ID Re-attending within 3 months - Children	2	80	2.5%	9.4%	11.6%	12.0%
% of FP17s for the same patient ID Re-attending within 3 months - Adults	27	707	3.8%	15.1%	15.9%	16.0%
% of FP17s for the same patient ID Re-attending between 3 & 9 months - Children	2	80	2.5%	59.5%	60.4%	58.0%
% of FP17s for the same patient ID Re-attending between 3 & 9 months - Adults	27	707	3.8%	51.8%	52.3%	50.9%
% of FP17s for Band 1 Urgent Courses	637	637	100.0%	9.5%	9.5%	9.1%
% of FP17s Relating to Free Repair or Replacements	0	637	0.0%	0.6%	0.7%	0.8%
% of FP17s Relating to Continuations	0	637	0.0%	1.0%	1.0%	1.1%
% of Patients satisfied with the dentistry they have received	0	0	N/A	90.8%	91.9%	91.7%
% of Patients satisfied with the time they had to wait for an appointment	0	0	N/A	87.8%	88.0%	88.0%

* This is based on patients treated on this contract for their most recent course of treatment. Figures in italics indicate the base number of FP17s or Patient Questionnaire responses are less than 100. N/A is shown where the base number of responses is less than 10 during the period. % is calculated as Quantity/Base number*100

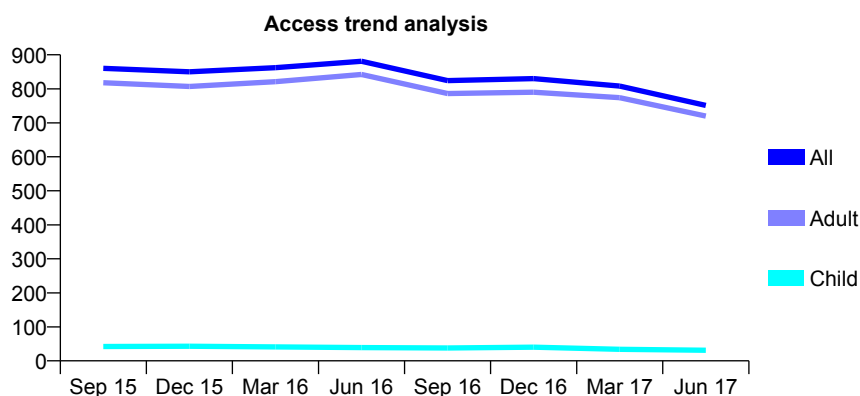
Q68 - Vital Signs At a Glance Contract Report for 121371/0012 - June 2017

Name or company name	Sussex Community NHS Trust
Contract type name	PDS Contract
Purpose of contract	General
Contract start date	01/04/2011
Contract end date	31/03/2019

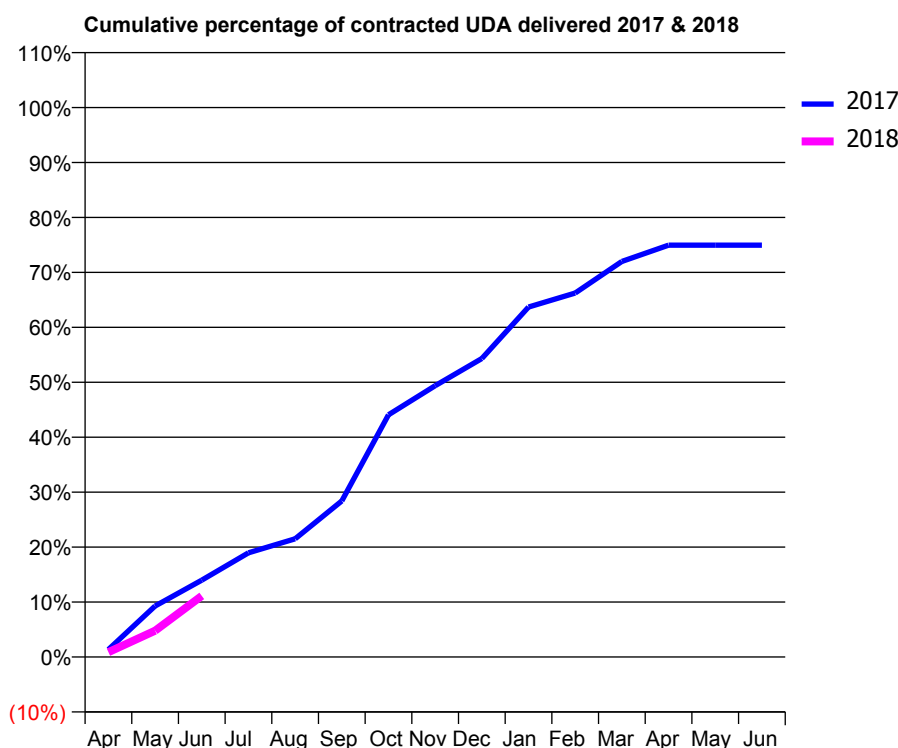
17/18 Contracted general activity (UDA)	1,500
Carry forward general activity (UDA)	0
17/18 Contracted orthodontic activity (UOA)	0
Carry forward orthodontic activity (UOA)	0
Baseline contract value	£115,172.46

ACCESS*

Patients seen in 24 months	Total	Change since previous quarter
Quarter ending June 2016	881	
Quarter ending September 2016	824	↓
Quarter ending December 2016	830	→
Quarter ending March 2017	808	↓
Quarter ending June 2017	751	↓
Variance since June 2016	(14.8%)	↓



ACTIVITY



Adjusted Scheduled Activity (UDA)		
Month	2017	2018
April	20	13
May	139	72
June	210	167
July	284	
August	323	
September	426	
October	661	
November	740	
December	815	
January	955	
February	994	
March	1,080	
April	1,124	
May	1,124	
June	1,124	

QUALITY

	Quantity	Base Number	Contract	AT	Region	England
% of FP17s for the same patient ID Re-attending within 3 months - Children	0	17	0.0%	9.4%	11.6%	12.0%
% of FP17s for the same patient ID Re-attending within 3 months - Adults	2	159	1.3%	15.1%	15.9%	16.0%
% of FP17s for the same patient ID Re-attending between 3 & 9 months - Children	0	17	0.0%	59.5%	60.4%	58.0%
% of FP17s for the same patient ID Re-attending between 3 & 9 months - Adults	1	159	0.6%	51.8%	52.3%	50.9%
% of FP17s for Band 1 Urgent Courses	139	139	100.0%	9.5%	9.5%	9.1%
% of FP17s Relating to Free Repair or Replacements	0	139	0.0%	0.6%	0.7%	0.8%
% of FP17s Relating to Continuations	0	139	0.0%	1.0%	1.0%	1.1%
% of Patients satisfied with the dentistry they have received	0	0	N/A	90.8%	91.9%	91.7%
% of Patients satisfied with the time they had to wait for an appointment	0	0	N/A	87.8%	88.0%	88.0%

* This is based on patients treated on this contract for their most recent course of treatment. Figures in italics indicate the base number of FP17s or Patient Questionnaire responses are less than 100. N/A is shown where the base number of responses is less than 10 during the period. % is calculated as Quantity/Base number*100

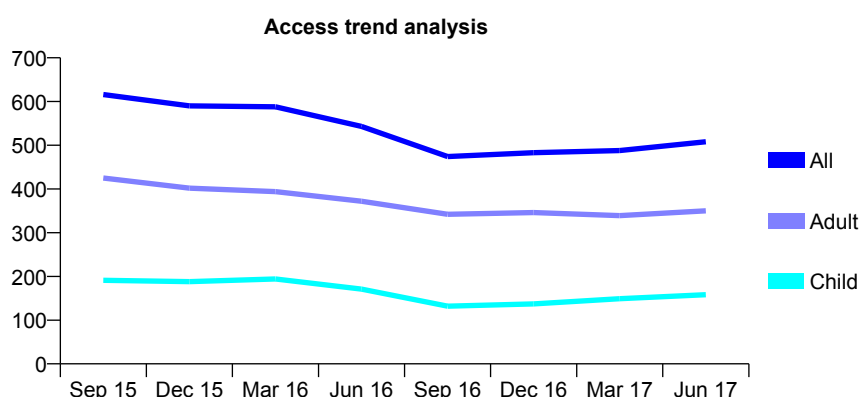
Q68 - Vital Signs At a Glance Contract Report for 121371/0014 - June 2017

Name or company name	Sussex Community NHS Trust
Contract type name	PDS Contract
Purpose of contract	General
Contract start date	01/04/2011
Contract end date	31/03/2019

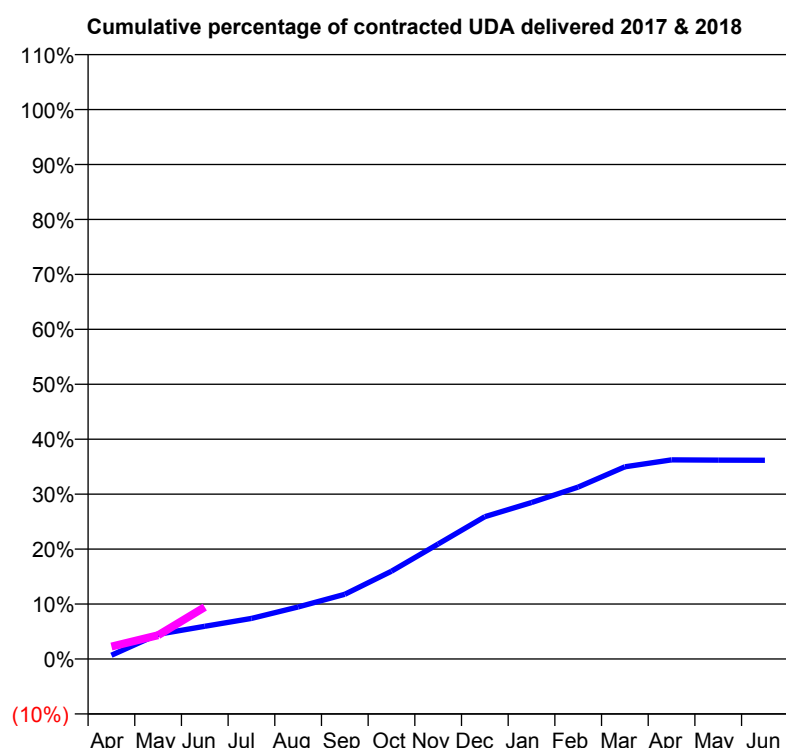
17/18 Contracted general activity (UDA)	2,425
Carry forward general activity (UDA)	0
17/18 Contracted orthodontic activity (UOA)	0
Carry forward orthodontic activity (UOA)	0
Baseline contract value	£13,244.03

ACCESS*

Patients seen in 24 months	Total	Change since previous quarter
Quarter ending June 2016	543	
Quarter ending September 2016	474	↓
Quarter ending December 2016	483	→
Quarter ending March 2017	488	→
Quarter ending June 2017	508	↑
Variance since June 2016	(6.4%)	↓



ACTIVITY



Adjusted Scheduled Activity (UDA)		
Month	2017	2018
April	17	55
May	109	105
June	144	229
July	179	
August	230	
September	286	
October	388	
November	508	
December	628	
January	691	
February	759	
March	848	
April	879	
May	878	
June	877	

QUALITY

	Quantity	Base Number	Contract	AT	Region	England
% of FP17s for the same patient ID Re-attending within 3 months - Children	2	51	3.9%	9.4%	11.6%	12.0%
% of FP17s for the same patient ID Re-attending within 3 months - Adults	6	107	5.6%	15.1%	15.9%	16.0%
% of FP17s for the same patient ID Re-attending between 3 & 9 months - Children	14	51	27.5%	59.5%	60.4%	58.0%
% of FP17s for the same patient ID Re-attending between 3 & 9 months - Adults	30	107	28.0%	51.8%	52.3%	50.9%
% of FP17s for Band 1 Urgent Courses	5	141	3.5%	9.5%	9.5%	9.1%
% of FP17s Relating to Free Repair or Replacements	0	141	0.0%	0.6%	0.7%	0.8%
% of FP17s Relating to Continuations	0	141	0.0%	1.0%	1.0%	1.1%
% of Patients satisfied with the dentistry they have received	0	1	N/A	90.8%	91.9%	91.7%
% of Patients satisfied with the time they had to wait for an appointment	0	1	N/A	87.8%	88.0%	88.0%

* This is based on patients treated on this contract for their most recent course of treatment. Figures in italics indicate the base number of FP17s or Patient Questionnaire responses are less than 100. N/A is shown where the base number of responses is less than 10 during the period. % is calculated as Quantity/Base number*100

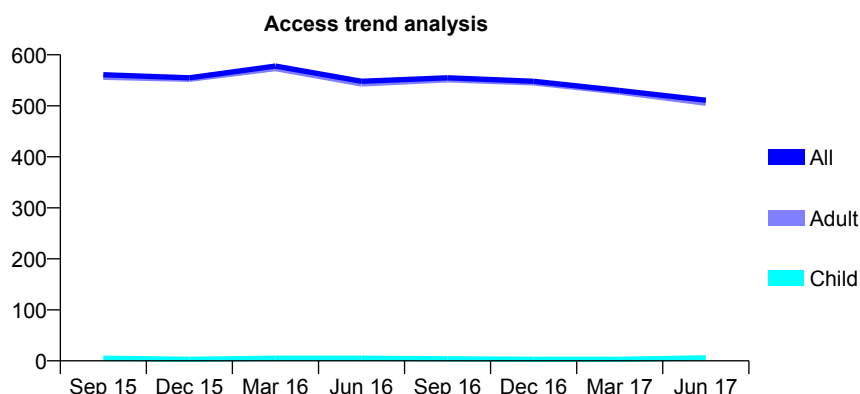
Q68 - Vital Signs At a Glance Contract Report for 121371/0015 - June 2017

Name or company name	Sussex Community NHS Trust
Contract type name	PDS Contract
Purpose of contract	General
Contract start date	01/10/2012
Contract end date	31/03/2019

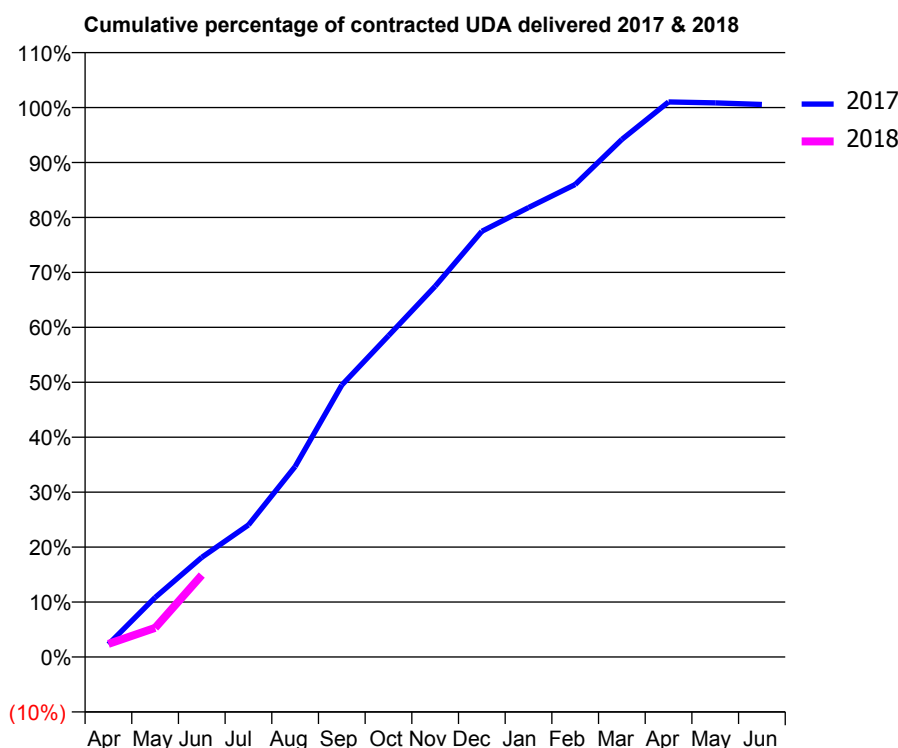
17/18 Contracted general activity (UDA)	1,000
Carry forward general activity (UDA)	0
17/18 Contracted orthodontic activity (UOA)	0
Carry forward orthodontic activity (UOA)	0
Baseline contract value	£84,189.92

ACCESS*

Patients seen in 24 months	Total	Change since previous quarter
Quarter ending June 2016	548	
Quarter ending September 2016	555	→
Quarter ending December 2016	548	↓
Quarter ending March 2017	530	↓
Quarter ending June 2017	511	↓
Variance since June 2016	(6.8%)	↓



ACTIVITY



Month	Adjusted Scheduled Activity (UDA)	
	2017	2018
April	23	24
May	108	53
June	181	149
July	240	
August	347	
September	495	
October	585	
November	675	
December	775	
January	818	
February	860	
March	942	
April	1,010	
May	1,008	
June	1,005	

QUALITY

	Quantity	Base Number	Contract	AT	Region	England
% of FP17s for the same patient ID Re-attending within 3 months - Children	0	5	0.0%	9.4%	11.6%	12.0%
% of FP17s for the same patient ID Re-attending within 3 months - Adults	4	70	5.7%	15.1%	15.9%	16.0%
% of FP17s for the same patient ID Re-attending between 3 & 9 months - Children	0	5	0.0%	59.5%	60.4%	58.0%
% of FP17s for the same patient ID Re-attending between 3 & 9 months - Adults	16	70	22.9%	51.8%	52.3%	50.9%
% of FP17s for Band 1 Urgent Courses	6	57	10.5%	9.5%	9.5%	9.1%
% of FP17s Relating to Free Repair or Replacements	3	57	5.3%	0.6%	0.7%	0.8%
% of FP17s Relating to Continuations	0	57	0.0%	1.0%	1.0%	1.1%
% of Patients satisfied with the dentistry they have received	2	2	N/A	90.8%	91.9%	91.7%
% of Patients satisfied with the time they had to wait for an appointment	2	2	N/A	87.8%	88.0%	88.0%

* This is based on patients treated on this contract for their most recent course of treatment. Figures in italics indicate the base number of FP17s or Patient Questionnaire responses are less than 100. N/A is shown where the base number of responses is less than 10 during the period. % is calculated as Quantity/Base number*100

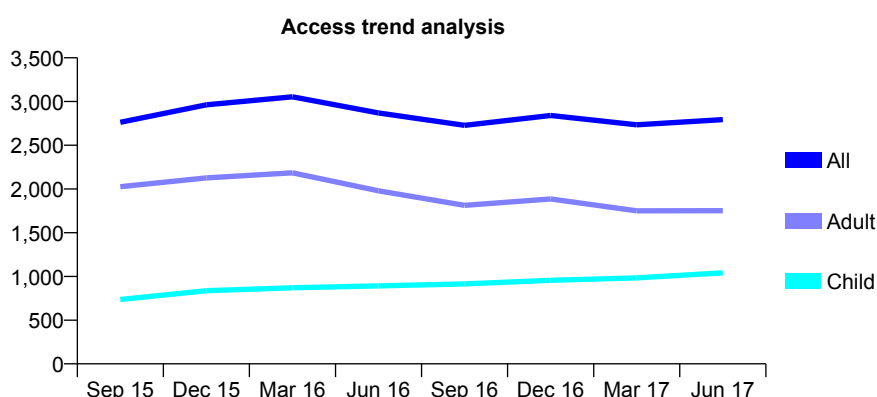
Q68 - Vital Signs At a Glance Contract Report for 122327/0001 - June 2017

Name or company name	Mr O Adelstone, Mr M Patel and Ms P Pate
Contract type name	GDS Contract
Purpose of contract	General
Contract start date	05/02/2014
Contract end date	

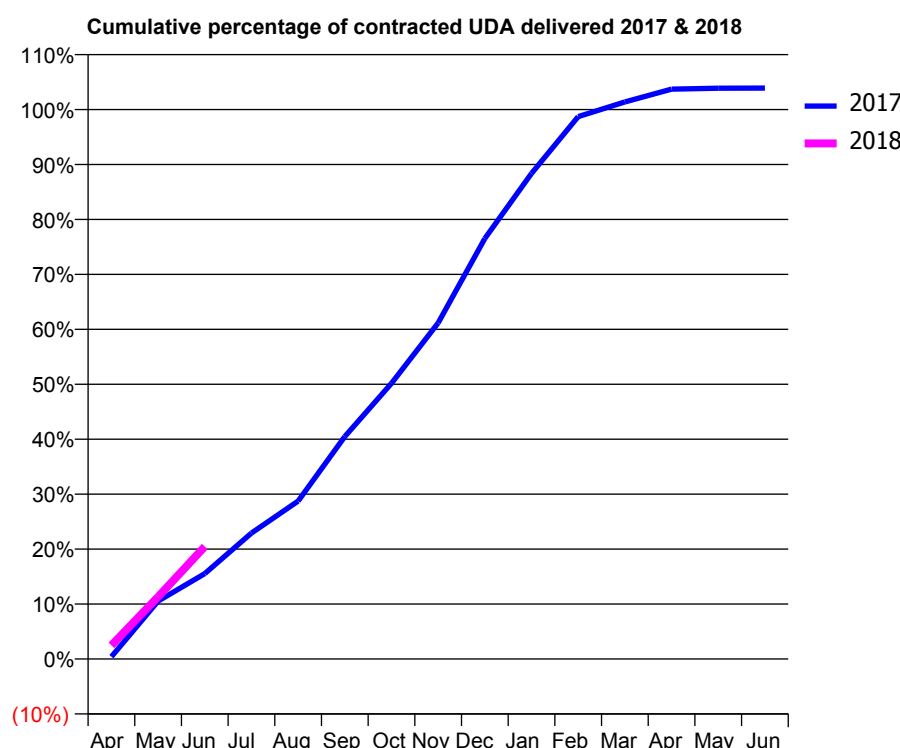
17/18 Contracted general activity (UDA)	9,500
Carry forward general activity (UDA)	0
17/18 Contracted orthodontic activity (UOA)	0
Carry forward orthodontic activity (UOA)	0
Baseline contract value	£252,229.82

ACCESS*

Patients seen in 24 months	Total	Change since previous quarter
Quarter ending June 2016	2,869	
Quarter ending September 2016	2,727	↓
Quarter ending December 2016	2,841	↑
Quarter ending March 2017	2,733	↓
Quarter ending June 2017	2,793	↑
Variance since June 2016	(2.6%)	↓



ACTIVITY



Adjusted Scheduled Activity (UDA)		
Month	2017	2018
April	41	235
May	1,001	1,077
June	1,476	1,945
July	2,178	
August	2,730	
September	3,846	
October	4,766	
November	5,810	
December	7,270	
January	8,396	
February	9,377	
March	9,631	
April	9,851	
May	9,867	
June	9,871	

QUALITY

	Quantity	Base Number	Contract	AT	Region	England
% of FP17s for the same patient ID Re-attending within 3 months - Children	16	431	3.7%	9.4%	11.6%	12.0%
% of FP17s for the same patient ID Re-attending within 3 months - Adults	16	307	5.2%	15.1%	15.9%	16.0%
% of FP17s for the same patient ID Re-attending between 3 & 9 months - Children	248	431	57.5%	59.5%	60.4%	58.0%
% of FP17s for the same patient ID Re-attending between 3 & 9 months - Adults	142	307	46.3%	51.8%	52.3%	50.9%
% of FP17s for Band 1 Urgent Courses	21	676	3.1%	9.5%	9.5%	9.1%
% of FP17s Relating to Free Repair or Replacements	3	676	0.4%	0.6%	0.7%	0.8%
% of FP17s Relating to Continuations	6	676	0.9%	1.0%	1.0%	1.1%
% of Patients satisfied with the dentistry they have received	6	7	N/A	90.8%	91.9%	91.7%
% of Patients satisfied with the time they had to wait for an appointment	6	7	N/A	87.8%	88.0%	88.0%

* This is based on patients treated on this contract for their most recent course of treatment. Figures in italics indicate the base number of FP17s or Patient Questionnaire responses are less than 100. N/A is shown where the base number of responses is less than 10 during the period. % is calculated as Quantity/Base number*100

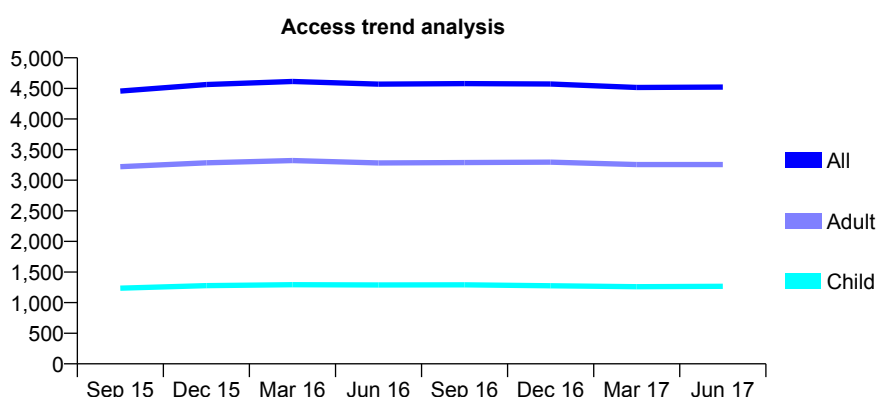
Q68 - Vital Signs At a Glance Contract Report for 122351/0001 - June 2017

Name or company name	DR S KHORAMI LTD
Contract type name	GDS Contract
Purpose of contract	General
Contract start date	01/09/2007
Contract end date	

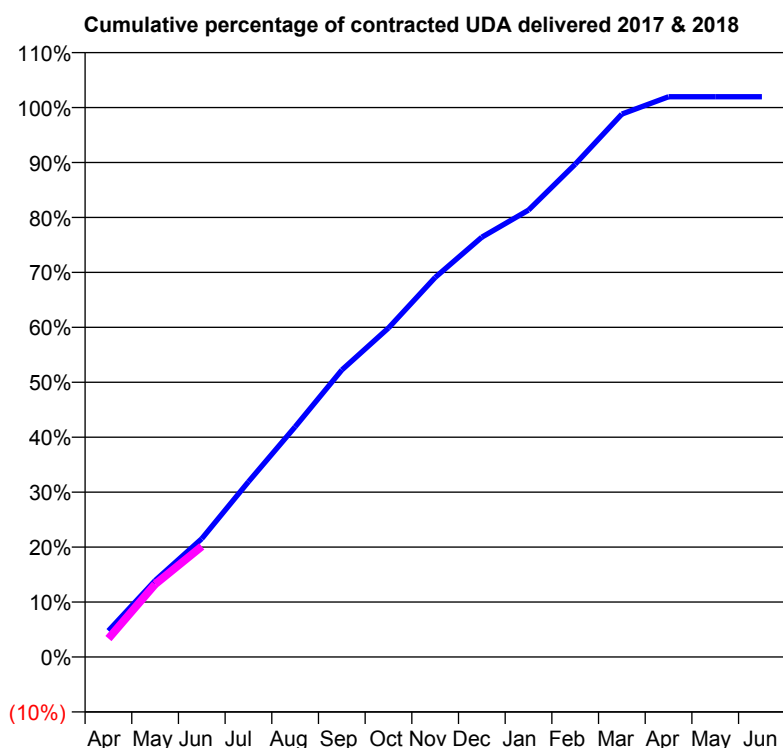
17/18 Contracted general activity (UDA)	8,828
Carry forward general activity (UDA)	0
17/18 Contracted orthodontic activity (UOA)	0
Carry forward orthodontic activity (UOA)	0
Baseline contract value	£234,654.08

ACCESS*

Patients seen in 24 months	Total	Change since previous quarter
Quarter ending June 2016	4,570	
Quarter ending September 2016	4,578	→
Quarter ending December 2016	4,571	→
Quarter ending March 2017	4,515	↓
Quarter ending June 2017	4,522	→
Variance since June 2016	(1.1%)	↓



ACTIVITY



Adjusted Scheduled Activity (UDA)		
Month	2017	2018
April	421	297
May	1,228	1,168
June	1,902	1,776
July	2,816	
August	3,698	
September	4,611	
October	5,285	
November	6,099	
December	6,746	
January	7,179	
February	7,916	
March	8,722	
April	9,002	
May	9,002	
June	9,002	

QUALITY

	Quantity	Base Number	Contract	AT	Region	England
% of FP17s for the same patient ID Re-attending within 3 months - Children	22	483	4.6%	9.4%	11.6%	12.0%
% of FP17s for the same patient ID Re-attending within 3 months - Adults	130	1,159	11.2%	15.1%	15.9%	16.0%
% of FP17s for the same patient ID Re-attending between 3 & 9 months - Children	317	483	65.6%	59.5%	60.4%	58.0%
% of FP17s for the same patient ID Re-attending between 3 & 9 months - Adults	747	1,159	64.5%	51.8%	52.3%	50.9%
% of FP17s for Band 1 Urgent Courses	81	1,181	6.9%	9.5%	9.5%	9.1%
% of FP17s Relating to Free Repair or Replacements	4	1,181	0.3%	0.6%	0.7%	0.8%
% of FP17s Relating to Continuations	6	1,181	0.5%	1.0%	1.0%	1.1%
% of Patients satisfied with the dentistry they have received	11	14	78.6%	90.8%	91.9%	91.7%
% of Patients satisfied with the time they had to wait for an appointment	14	14	100.0%	87.8%	88.0%	88.0%

* This is based on patients treated on this contract for their most recent course of treatment. Figures in italics indicate the base number of FP17s or Patient Questionnaire responses are less than 100. N/A is shown where the base number of responses is less than 10 during the period. % is calculated as Quantity/Base number*100

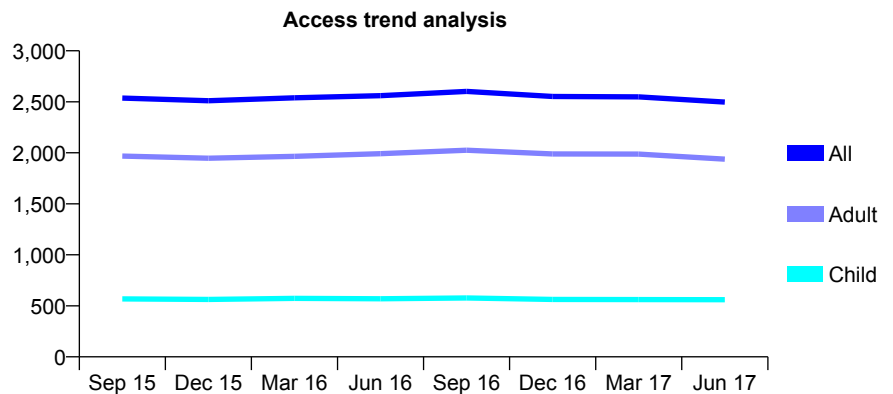
Q68 - Vital Signs At a Glance Contract Report for 122963/0001 - June 2017

Name or company name	Nuvo Dent Ltd
Contract type name	GDS Contract
Purpose of contract	General
Contract start date	01/06/2007
Contract end date	

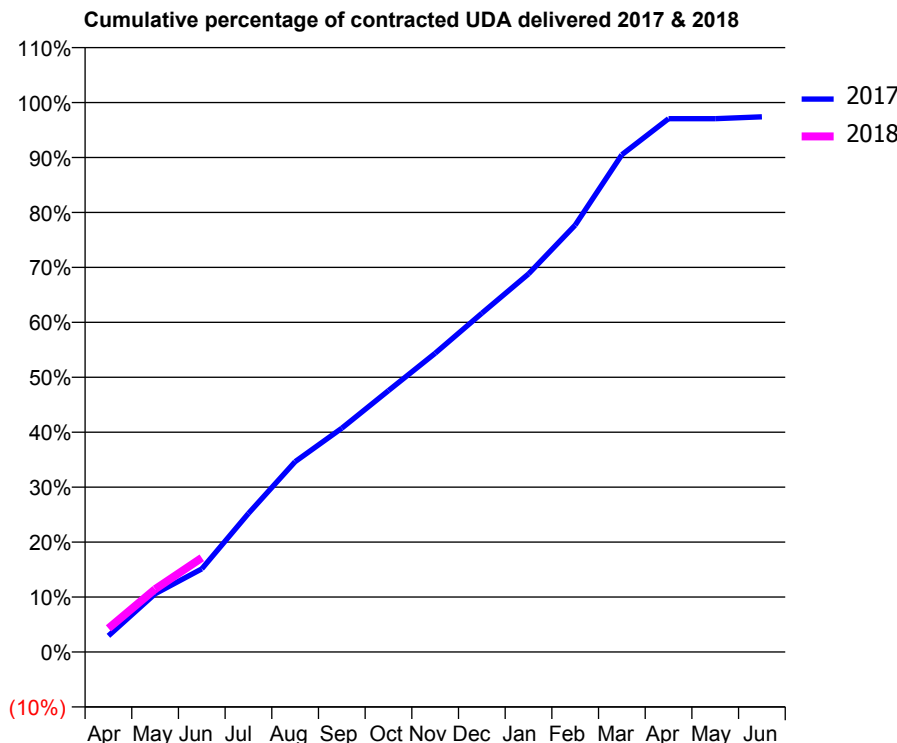
17/18 Contracted general activity (UDA)	7,000
Carry forward general activity (UDA)	0
17/18 Contracted orthodontic activity (UOA)	0
Carry forward orthodontic activity (UOA)	0
Baseline contract value	£222,324.94

ACCESS*

Patients seen in 24 months	Total	Change since previous quarter
Quarter ending June 2016	2,560	
Quarter ending September 2016	2,602	→
Quarter ending December 2016	2,552	↓
Quarter ending March 2017	2,548	→
Quarter ending June 2017	2,498	↓
Variance since June 2016	(2.4%)	↓



ACTIVITY



Adjusted Scheduled Activity (UDA)		
Month	2017	2018
April	207	301
May	742	800
June	1,060	1,199
July	1,766	
August	2,424	
September	2,851	
October	3,330	
November	3,806	
December	4,316	
January	4,817	
February	5,438	
March	6,335	
April	6,794	
May	6,794	
June	6,818	

QUALITY

	Quantity	Base Number	Contract	AT	Region	England
% of FP17s for the same patient ID Re-attending within 3 months - Children	8	192	4.2%	9.4%	11.6%	12.0%
% of FP17s for the same patient ID Re-attending within 3 months - Adults	58	647	9.0%	15.1%	15.9%	16.0%
% of FP17s for the same patient ID Re-attending between 3 & 9 months - Children	104	192	54.2%	59.5%	60.4%	58.0%
% of FP17s for the same patient ID Re-attending between 3 & 9 months - Adults	370	647	57.2%	51.8%	52.3%	50.9%
% of FP17s for Band 1 Urgent Courses	32	667	4.8%	9.5%	9.5%	9.1%
% of FP17s Relating to Free Repair or Replacements	0	667	0.0%	0.6%	0.7%	0.8%
% of FP17s Relating to Continuations	3	667	0.4%	1.0%	1.0%	1.1%
% of Patients satisfied with the dentistry they have received	4	4	N/A	90.8%	91.9%	91.7%
% of Patients satisfied with the time they had to wait for an appointment	4	4	N/A	87.8%	88.0%	88.0%

* This is based on patients treated on this contract for their most recent course of treatment. Figures in italics indicate the base number of FP17s or Patient Questionnaire responses are less than 100. N/A is shown where the base number of responses is less than 10 during the period. % is calculated as Quantity/Base number*100

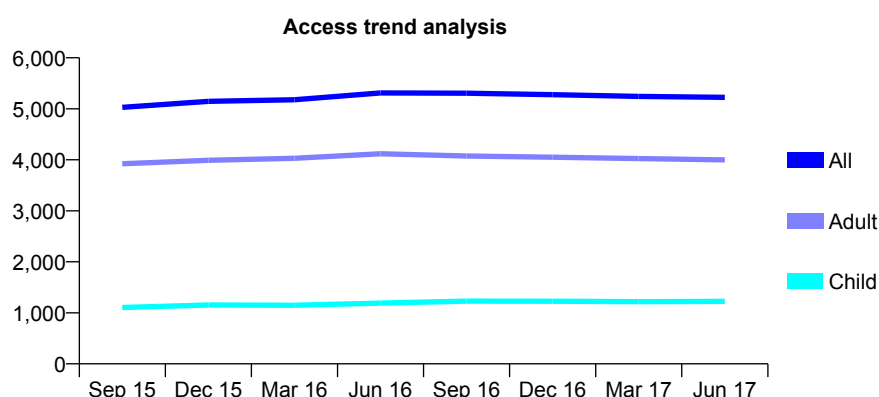
Q68 - Vital Signs At a Glance Contract Report for 123137/0001 - June 2017

Name or company name	South England Dental Practice Partnership
Contract type name	GDS Contract
Purpose of contract	General
Contract start date	01/02/2013
Contract end date	

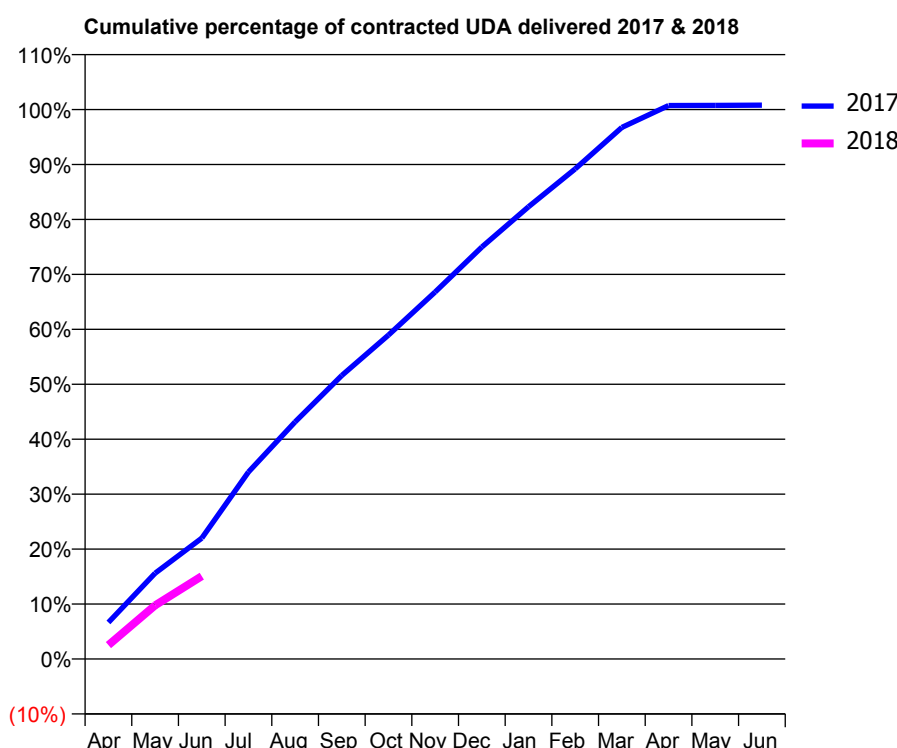
17/18 Contracted general activity (UDA)	14,500
Carry forward general activity (UDA)	0
17/18 Contracted orthodontic activity (UOA)	0
Carry forward orthodontic activity (UOA)	0
Baseline contract value	£386,216.01

ACCESS*

Patients seen in 24 months	Total	Change since previous quarter
Quarter ending June 2016	5,310	
Quarter ending September 2016	5,305	→
Quarter ending December 2016	5,278	→
Quarter ending March 2017	5,244	→
Quarter ending June 2017	5,224	→
Variance since June 2016	(1.6%)	↓



ACTIVITY



Adjusted Scheduled Activity (UDA)		
Month	2017	2018
April	967	369
May	2,266	1,418
June	3,191	2,188
July	4,936	
August	6,258	
September	7,481	
October	8,547	
November	9,685	
December	10,871	
January	11,935	
February	12,931	
March	14,026	
April	14,603	
May	14,609	
June	14,615	

QUALITY

	Quantity	Base Number	Contract	AT	Region	England
% of FP17s for the same patient ID Re-attending within 3 months - Children	21	332	6.3%	9.4%	11.6%	12.0%
% of FP17s for the same patient ID Re-attending within 3 months - Adults	128	918	13.9%	15.1%	15.9%	16.0%
% of FP17s for the same patient ID Re-attending between 3 & 9 months - Children	149	332	44.9%	59.5%	60.4%	58.0%
% of FP17s for the same patient ID Re-attending between 3 & 9 months - Adults	308	918	33.6%	51.8%	52.3%	50.9%
% of FP17s for Band 1 Urgent Courses	130	1,006	12.9%	9.5%	9.5%	9.1%
% of FP17s Relating to Free Repair or Replacements	1	1,006	0.1%	0.6%	0.7%	0.8%
% of FP17s Relating to Continuations	3	1,006	0.3%	1.0%	1.0%	1.1%
% of Patients satisfied with the dentistry they have received	5	5	N/A	90.8%	91.9%	91.7%
% of Patients satisfied with the time they had to wait for an appointment	4	5	N/A	87.8%	88.0%	88.0%

* This is based on patients treated on this contract for their most recent course of treatment. Figures in italics indicate the base number of FP17s or Patient Questionnaire responses are less than 100. N/A is shown where the base number of responses is less than 10 during the period. % is calculated as Quantity/Base number*100

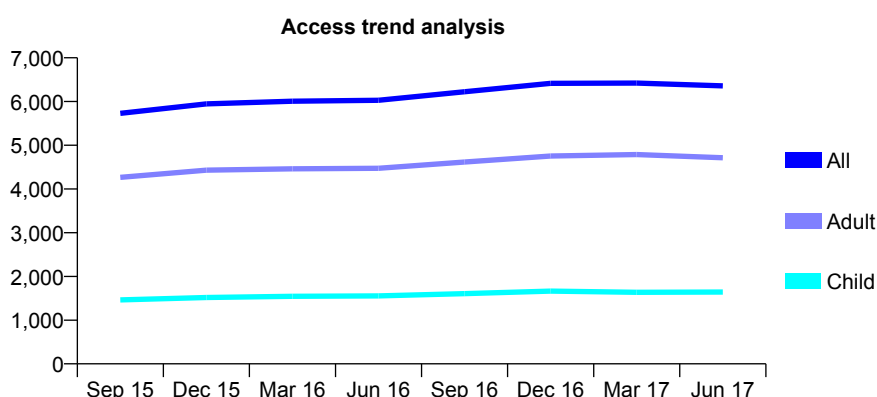
Q68 - Vital Signs At a Glance Contract Report for 123137/0002 - June 2017

Name or company name	South England Dental Practice Partnership
Contract type name	GDS Contract
Purpose of contract	General
Contract start date	02/09/2013
Contract end date	

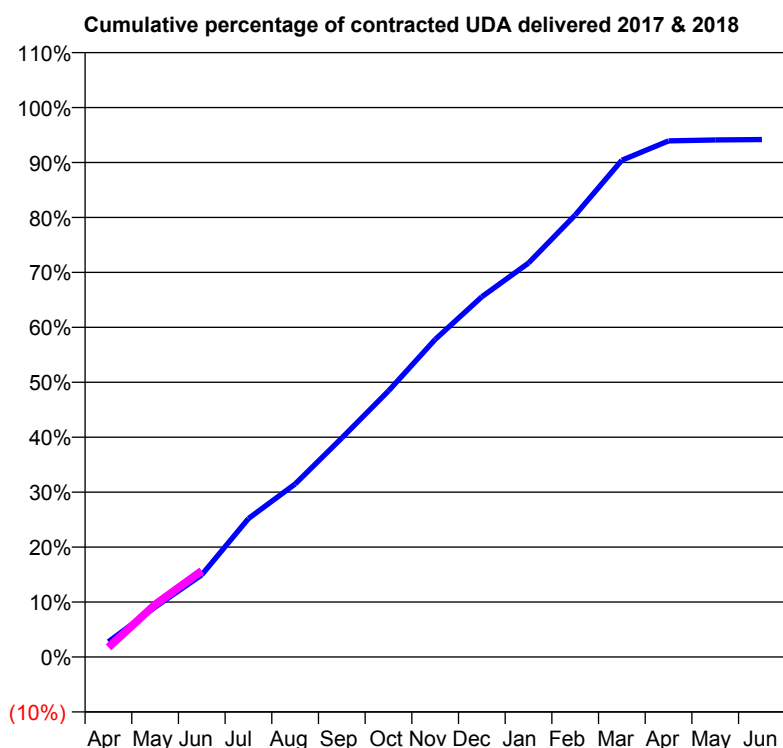
17/18 Contracted general activity (UDA)	17,796
Carry forward general activity (UDA)	0
17/18 Contracted orthodontic activity (UOA)	0
Carry forward orthodontic activity (UOA)	0
Baseline contract value	£449,495.26

ACCESS*

Patients seen in 24 months	Total	Change since previous quarter
Quarter ending June 2016	6,029	
Quarter ending September 2016	6,224	↑
Quarter ending December 2016	6,416	↑
Quarter ending March 2017	6,423	→
Quarter ending June 2017	6,359	→
Variance since June 2016	5.5%	↑



ACTIVITY



Adjusted Scheduled Activity (UDA)		
Month	2017	2018
April	495	312
May	1,617	1,701
June	2,663	2,790
July	4,484	
August	5,605	
September	7,093	
October	8,620	
November	10,286	
December	11,665	
January	12,761	
February	14,313	
March	16,087	
April	16,716	
May	16,745	
June	16,757	

QUALITY

	Quantity	Base Number	Contract	AT	Region	England
% of FP17s for the same patient ID Re-attending within 3 months - Children	8	500	1.6%	9.4%	11.6%	12.0%
% of FP17s for the same patient ID Re-attending within 3 months - Adults	90	1,083	8.3%	15.1%	15.9%	16.0%
% of FP17s for the same patient ID Re-attending between 3 & 9 months - Children	250	500	50.0%	59.5%	60.4%	58.0%
% of FP17s for the same patient ID Re-attending between 3 & 9 months - Adults	492	1,083	45.4%	51.8%	52.3%	50.9%
% of FP17s for Band 1 Urgent Courses	175	1,297	13.5%	9.5%	9.5%	9.1%
% of FP17s Relating to Free Repair or Replacements	1	1,297	0.1%	0.6%	0.7%	0.8%
% of FP17s Relating to Continuations	2	1,297	0.2%	1.0%	1.0%	1.1%
% of Patients satisfied with the dentistry they have received	12	13	92.3%	90.8%	91.9%	91.7%
% of Patients satisfied with the time they had to wait for an appointment	11	13	84.6%	87.8%	88.0%	88.0%

* This is based on patients treated on this contract for their most recent course of treatment. Figures in italics indicate the base number of FP17s or Patient Questionnaire responses are less than 100. N/A is shown where the base number of responses is less than 10 during the period. % is calculated as Quantity/Base number*100

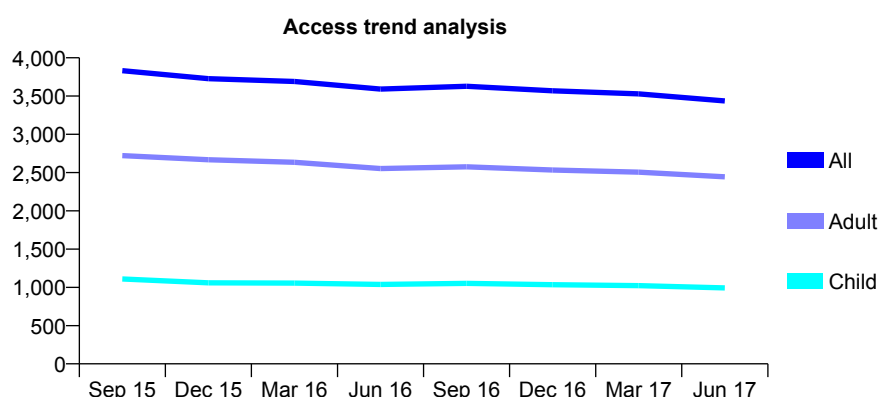
Q68 - Vital Signs At a Glance Contract Report for 123196/0001 - June 2017

Name or company name	Hangleton Dental Practice Limited
Contract type name	GDS Contract
Purpose of contract	General
Contract start date	01/09/2007
Contract end date	

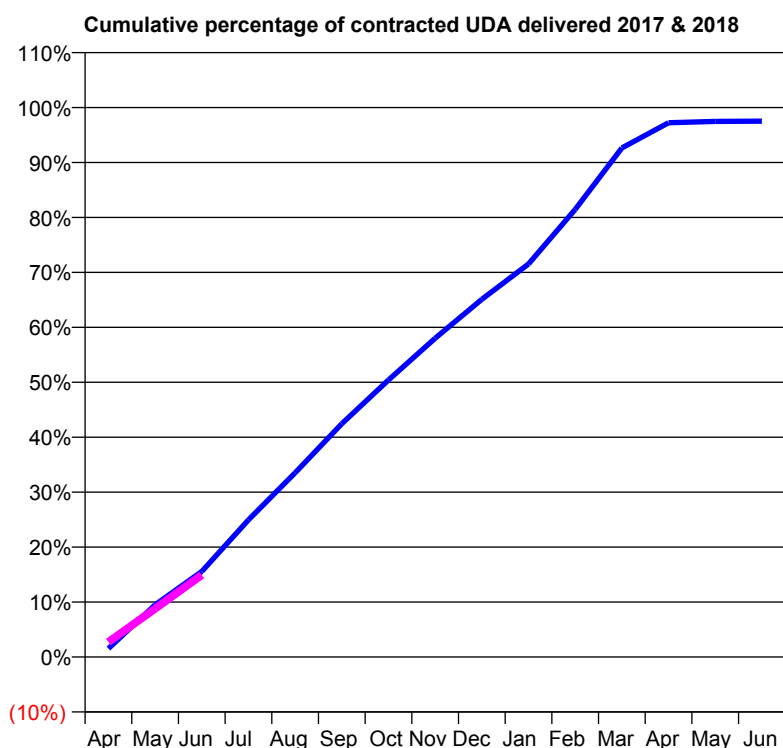
17/18 Contracted general activity (UDA)	11,721
Carry forward general activity (UDA)	0
17/18 Contracted orthodontic activity (UOA)	0
Carry forward orthodontic activity (UOA)	0
Baseline contract value	£296,551.81

ACCESS*

Patients seen in 24 months	Total	Change since previous quarter
Quarter ending June 2016	3,591	
Quarter ending September 2016	3,628	→
Quarter ending December 2016	3,568	↓
Quarter ending March 2017	3,528	↓
Quarter ending June 2017	3,437	↓
Variance since June 2016	(4.3%)	↓



ACTIVITY



Adjusted Scheduled Activity (UDA)		
Month	2017	2018
April	179	321
May	1,113	1,031
June	1,824	1,750
July	2,925	
August	3,931	
September	4,976	
October	5,908	
November	6,799	
December	7,630	
January	8,385	
February	9,548	
March	10,858	
April	11,394	
May	11,424	
June	11,430	

QUALITY

	Quantity	Base Number	Contract	AT	Region	England
% of FP17s for the same patient ID Re-attending within 3 months - Children	19	346	5.5%	9.4%	11.6%	12.0%
% of FP17s for the same patient ID Re-attending within 3 months - Adults	96	755	12.7%	15.1%	15.9%	16.0%
% of FP17s for the same patient ID Re-attending between 3 & 9 months - Children	227	346	65.6%	59.5%	60.4%	58.0%
% of FP17s for the same patient ID Re-attending between 3 & 9 months - Adults	409	755	54.2%	51.8%	52.3%	50.9%
% of FP17s for Band 1 Urgent Courses	62	855	7.3%	9.5%	9.5%	9.1%
% of FP17s Relating to Free Repair or Replacements	4	855	0.5%	0.6%	0.7%	0.8%
% of FP17s Relating to Continuations	9	855	1.1%	1.0%	1.0%	1.1%
% of Patients satisfied with the dentistry they have received	4	4	N/A	90.8%	91.9%	91.7%
% of Patients satisfied with the time they had to wait for an appointment	3	4	N/A	87.8%	88.0%	88.0%

* This is based on patients treated on this contract for their most recent course of treatment. Figures in italics indicate the base number of FP17s or Patient Questionnaire responses are less than 100. N/A is shown where the base number of responses is less than 10 during the period. % is calculated as Quantity/Base number*100

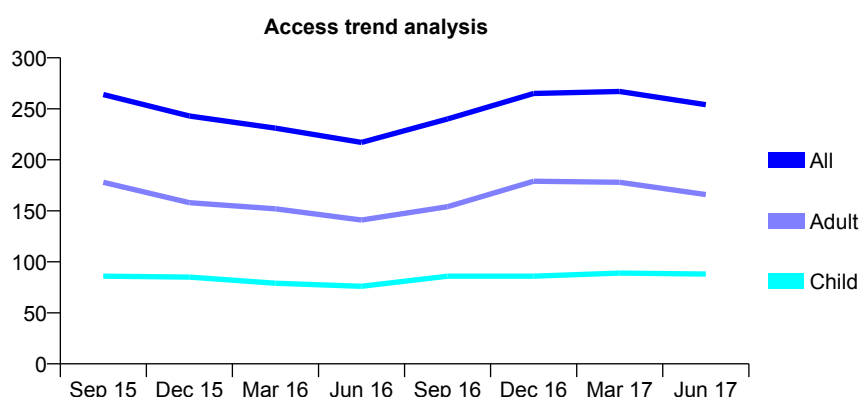
Q68 - Vital Signs At a Glance Contract Report for 123323/0001 - June 2017

Name or company name	Guyver & Patel
Contract type name	GDS Contract
Purpose of contract	General
Contract start date	01/08/2013
Contract end date	

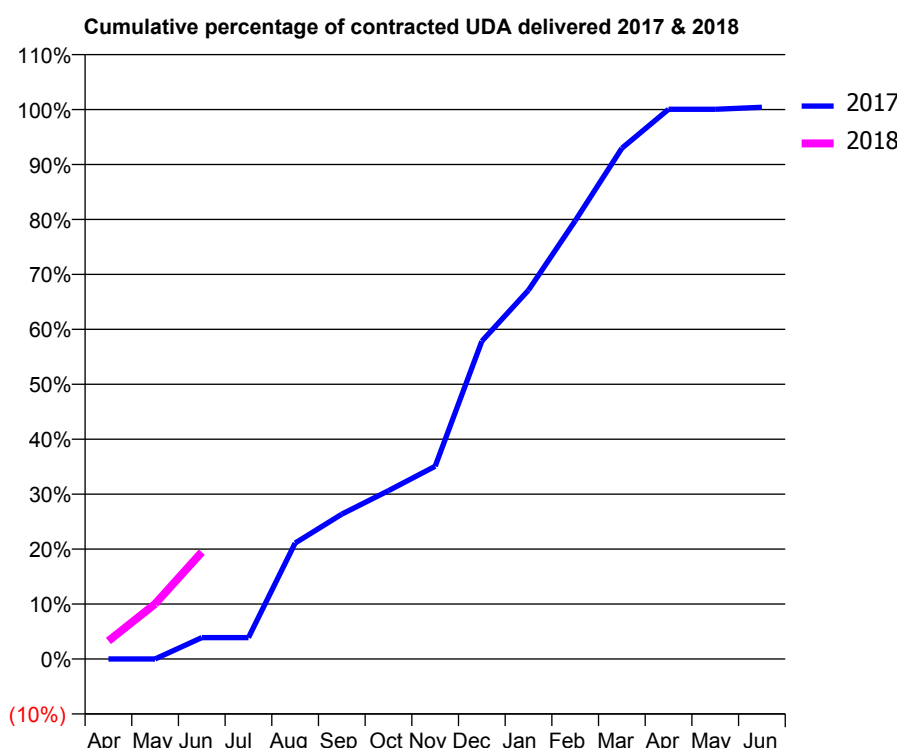
17/18 Contracted general activity (UDA)	820
Carry forward general activity (UDA)	0
17/18 Contracted orthodontic activity (UOA)	0
Carry forward orthodontic activity (UOA)	0
Baseline contract value	£22,548.80

ACCESS*

Patients seen in 24 months	Total	Change since previous quarter
Quarter ending June 2016	217	
Quarter ending September 2016	240	↑
Quarter ending December 2016	265	↑
Quarter ending March 2017	267	→
Quarter ending June 2017	254	↓
Variance since June 2016	17.1%	↑



ACTIVITY



Month	Adjusted Scheduled Activity (UDA)	
	2017	2018
April	0	27
May	0	82
June	32	159
July	32	
August	173	
September	216	
October	251	
November	288	
December	474	
January	551	
February	654	
March	762	
April	820	
May	820	
June	823	

QUALITY

	Quantity	Base Number	Contract	AT	Region	England
% of FP17s for the same patient ID Re-attending within 3 months - Children	1	16	6.3%	9.4%	11.6%	12.0%
% of FP17s for the same patient ID Re-attending within 3 months - Adults	10	52	19.2%	15.1%	15.9%	16.0%
% of FP17s for the same patient ID Re-attending between 3 & 9 months - Children	7	16	43.8%	59.5%	60.4%	58.0%
% of FP17s for the same patient ID Re-attending between 3 & 9 months - Adults	17	52	32.7%	51.8%	52.3%	50.9%
% of FP17s for Band 1 Urgent Courses	7	47	14.9%	9.5%	9.5%	9.1%
% of FP17s Relating to Free Repair or Replacements	0	47	0.0%	0.6%	0.7%	0.8%
% of FP17s Relating to Continuations	2	47	4.3%	1.0%	1.0%	1.1%
% of Patients satisfied with the dentistry they have received	0	0	N/A	90.8%	91.9%	91.7%
% of Patients satisfied with the time they had to wait for an appointment	0	0	N/A	87.8%	88.0%	88.0%

* This is based on patients treated on this contract for their most recent course of treatment. Figures in italics indicate the base number of FP17s or Patient Questionnaire responses are less than 100. N/A is shown where the base number of responses is less than 10 during the period. % is calculated as Quantity/Base number*100

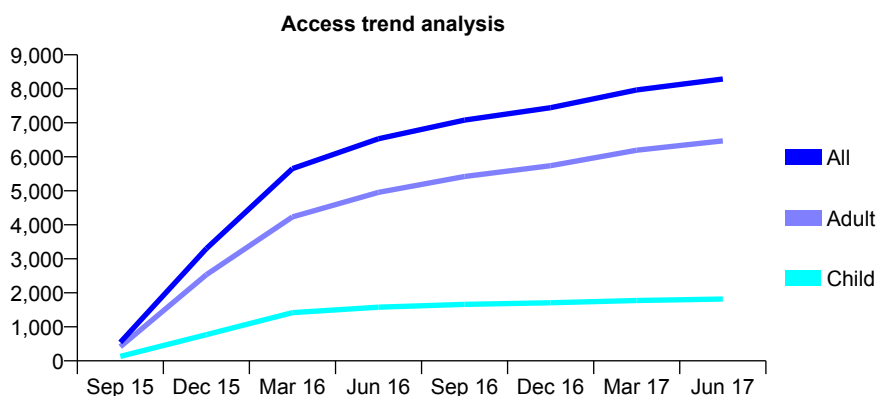
Q68 - Vital Signs At a Glance Contract Report for 123773/0002 - June 2017

Name or company name	Mr Nicholas Chard and Mr Simon Chard
Contract type name	GDS Contract
Purpose of contract	General
Contract start date	07/09/2015
Contract end date	

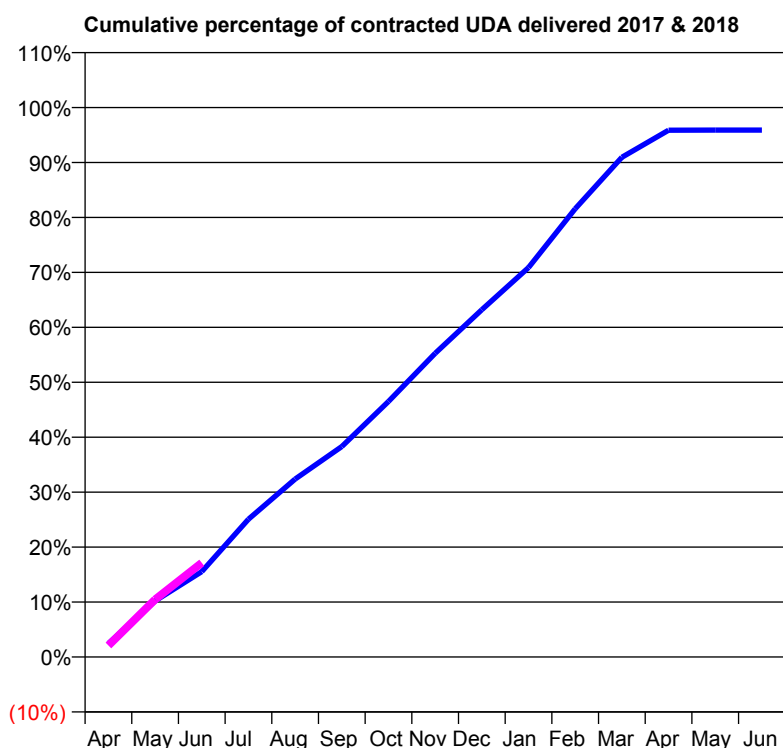
17/18 Contracted general activity (UDA)	24,746
Carry forward general activity (UDA)	0
17/18 Contracted orthodontic activity (UOA)	0
Carry forward orthodontic activity (UOA)	0
Baseline contract value	£583,226.11

ACCESS*

Patients seen in 24 months	Total	Change since previous quarter
Quarter ending June 2016	6,532	
Quarter ending September 2016	7,080	↑
Quarter ending December 2016	7,445	↑
Quarter ending March 2017	7,966	↑
Quarter ending June 2017	8,289	↑
Variance since June 2016	26.9%	↑



ACTIVITY



Adjusted Scheduled Activity (UDA)		
Month	2017	2018
April	608	521
May	2,523	2,592
June	3,845	4,240
July	6,209	
August	8,013	
September	9,481	
October	11,510	
November	13,675	
December	15,641	
January	17,536	
February	20,185	
March	22,503	
April	23,726	
May	23,729	
June	23,728	

QUALITY

	Quantity	Base Number	Contract	AT	Region	England
% of FP17s for the same patient ID Re-attending within 3 months - Children	38	669	5.7%	9.4%	11.6%	12.0%
% of FP17s for the same patient ID Re-attending within 3 months - Adults	394	2,282	17.3%	15.1%	15.9%	16.0%
% of FP17s for the same patient ID Re-attending between 3 & 9 months - Children	445	669	66.5%	59.5%	60.4%	58.0%
% of FP17s for the same patient ID Re-attending between 3 & 9 months - Adults	1,297	2,282	56.8%	51.8%	52.3%	50.9%
% of FP17s for Band 1 Urgent Courses	313	2,399	13.0%	9.5%	9.5%	9.1%
% of FP17s Relating to Free Repair or Replacements	18	2,399	0.8%	0.6%	0.7%	0.8%
% of FP17s Relating to Continuations	43	2,399	1.8%	1.0%	1.0%	1.1%
% of Patients satisfied with the dentistry they have received	17	18	94.4%	90.8%	91.9%	91.7%
% of Patients satisfied with the time they had to wait for an appointment	16	18	88.9%	87.8%	88.0%	88.0%

* This is based on patients treated on this contract for their most recent course of treatment. Figures in italics indicate the base number of FP17s or Patient Questionnaire responses are less than 100. N/A is shown where the base number of responses is less than 10 during the period. % is calculated as Quantity/Base number*100

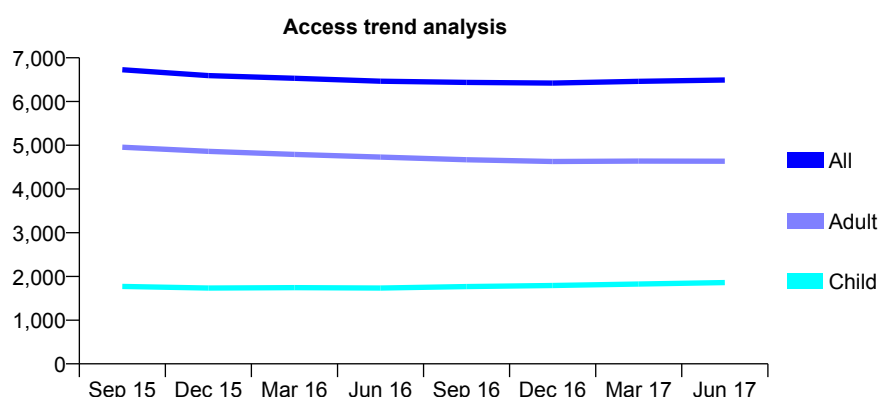
Q68 - Vital Signs At a Glance Contract Report for 125776/0004 - June 2017

Name or company name	Apex Dental Care Ltd
Contract type name	GDS Contract
Purpose of contract	General
Contract start date	01/08/2009
Contract end date	

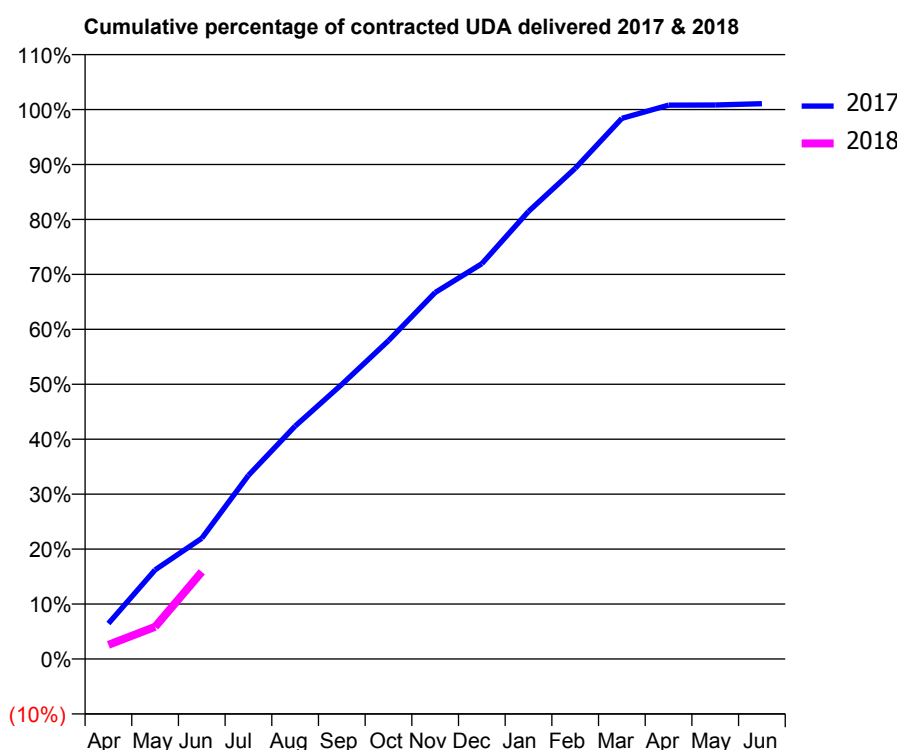
17/18 Contracted general activity (UDA)	16,978
Carry forward general activity (UDA)	0
17/18 Contracted orthodontic activity (UOA)	0
Carry forward orthodontic activity (UOA)	0
Baseline contract value	£415,751.79

ACCESS*

Patients seen in 24 months	Total	Change since previous quarter
Quarter ending June 2016	6,464	
Quarter ending September 2016	6,436	→
Quarter ending December 2016	6,422	→
Quarter ending March 2017	6,461	→
Quarter ending June 2017	6,493	→
Variance since June 2016	0.4%	→



ACTIVITY



Adjusted Scheduled Activity (UDA)		
Month	2017	2018
April	1,098	439
May	2,756	994
June	3,730	2,691
July	5,676	
August	7,196	
September	8,483	
October	9,835	
November	11,325	
December	12,216	
January	13,827	
February	15,160	
March	16,705	
April	17,113	
May	17,115	
June	17,158	

QUALITY

	Quantity	Base Number	Contract	AT	Region	England
% of FP17s for the same patient ID Re-attending within 3 months - Children	32	640	5.0%	9.4%	11.6%	12.0%
% of FP17s for the same patient ID Re-attending within 3 months - Adults	161	1,400	11.5%	15.1%	15.9%	16.0%
% of FP17s for the same patient ID Re-attending between 3 & 9 months - Children	452	640	70.6%	59.5%	60.4%	58.0%
% of FP17s for the same patient ID Re-attending between 3 & 9 months - Adults	915	1,400	65.4%	51.8%	52.3%	50.9%
% of FP17s for Band 1 Urgent Courses	94	1,827	5.1%	9.5%	9.5%	9.1%
% of FP17s Relating to Free Repair or Replacements	9	1,827	0.5%	0.6%	0.7%	0.8%
% of FP17s Relating to Continuations	12	1,827	0.7%	1.0%	1.0%	1.1%
% of Patients satisfied with the dentistry they have received	6	8	N/A	90.8%	91.9%	91.7%
% of Patients satisfied with the time they had to wait for an appointment	7	8	N/A	87.8%	88.0%	88.0%

* This is based on patients treated on this contract for their most recent course of treatment. Figures in italics indicate the base number of FP17s or Patient Questionnaire responses are less than 100. N/A is shown where the base number of responses is less than 10 during the period. % is calculated as Quantity/Base number*100

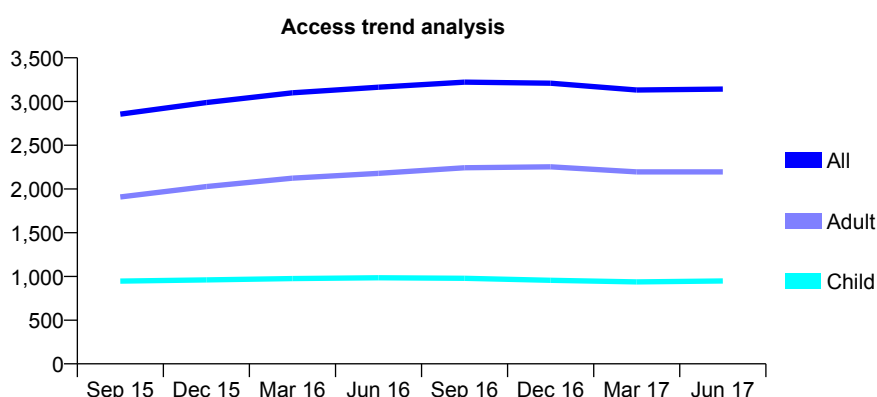
Q68 - Vital Signs At a Glance Contract Report for 125776/0005 - June 2017

Name or company name	Apex Dental Care Ltd
Contract type name	GDS Contract
Purpose of contract	General
Contract start date	01/08/2009
Contract end date	

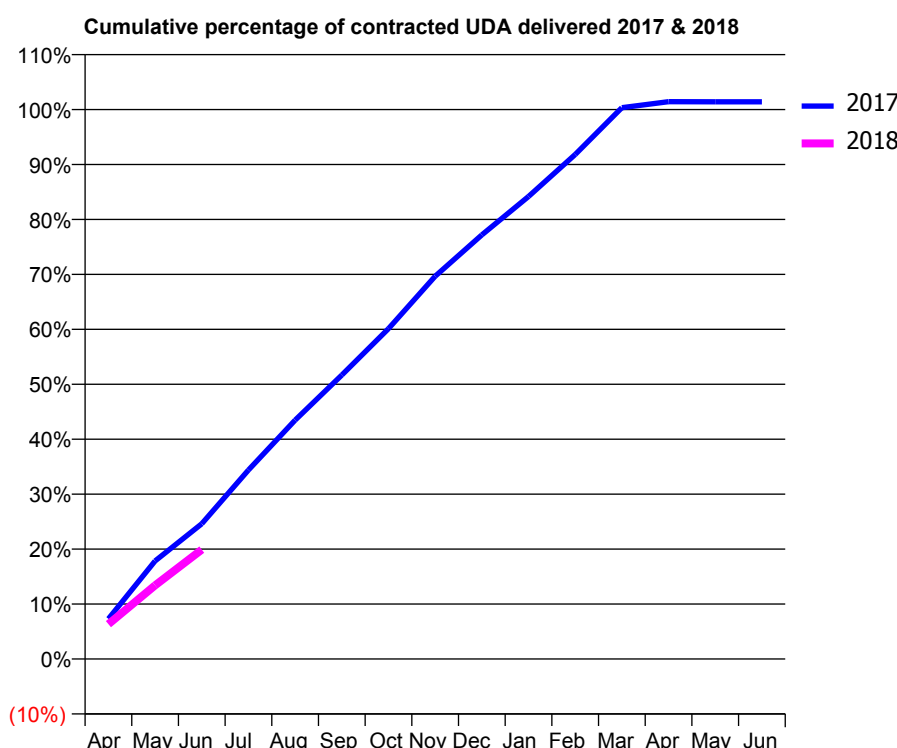
17/18 Contracted general activity (UDA)	7,125
Carry forward general activity (UDA)	0
17/18 Contracted orthodontic activity (UOA)	0
Carry forward orthodontic activity (UOA)	0
Baseline contract value	£187,826.03

ACCESS*

Patients seen in 24 months	Total	Change since previous quarter
Quarter ending June 2016	3,163	
Quarter ending September 2016	3,222	→
Quarter ending December 2016	3,210	→
Quarter ending March 2017	3,132	↓
Quarter ending June 2017	3,143	→
Variance since June 2016	(0.6%)	→



ACTIVITY



Adjusted Scheduled Activity (UDA)		
Month	2017	2018
April	522	453
May	1,272	955
June	1,755	1,419
July	2,451	
August	3,098	
September	3,681	
October	4,284	
November	4,962	
December	5,500	
January	5,997	
February	6,541	
March	7,149	
April	7,227	
May	7,224	
June	7,224	

QUALITY

	Quantity	Base Number	Contract	AT	Region	England
% of FP17s for the same patient ID Re-attending within 3 months - Children	28	352	8.0%	9.4%	11.6%	12.0%
% of FP17s for the same patient ID Re-attending within 3 months - Adults	77	530	14.5%	15.1%	15.9%	16.0%
% of FP17s for the same patient ID Re-attending between 3 & 9 months - Children	214	352	60.8%	59.5%	60.4%	58.0%
% of FP17s for the same patient ID Re-attending between 3 & 9 months - Adults	275	530	51.9%	51.8%	52.3%	50.9%
% of FP17s for Band 1 Urgent Courses	79	836	9.4%	9.5%	9.5%	9.1%
% of FP17s Relating to Free Repair or Replacements	11	836	1.3%	0.6%	0.7%	0.8%
% of FP17s Relating to Continuations	2	836	0.2%	1.0%	1.0%	1.1%
% of Patients satisfied with the dentistry they have received	2	3	N/A	90.8%	91.9%	91.7%
% of Patients satisfied with the time they had to wait for an appointment	2	3	N/A	87.8%	88.0%	88.0%

* This is based on patients treated on this contract for their most recent course of treatment. Figures in italics indicate the base number of FP17s or Patient Questionnaire responses are less than 100. N/A is shown where the base number of responses is less than 10 during the period. % is calculated as Quantity/Base number*100

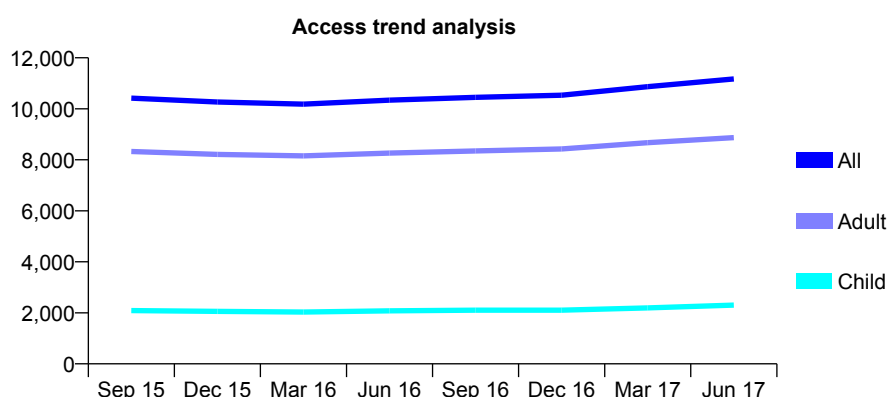
Q68 - Vital Signs At a Glance Contract Report for 125776/0011 - June 2017

Name or company name	Apex Dental Care Ltd
Contract type name	GDS Contract
Purpose of contract	General
Contract start date	01/06/2011
Contract end date	

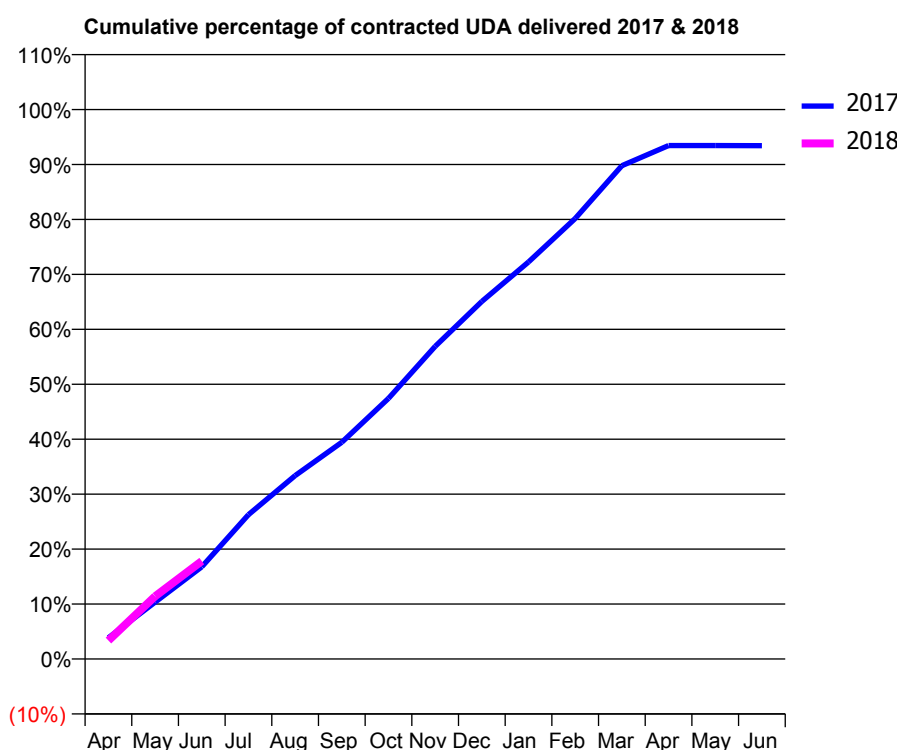
17/18 Contracted general activity (UDA)	39,901
Carry forward general activity (UDA)	0
17/18 Contracted orthodontic activity (UOA)	0
Carry forward orthodontic activity (UOA)	0
Baseline contract value	£1,020,830.17

ACCESS*

Patients seen in 24 months	Total	Change since previous quarter
Quarter ending June 2016	10,342	
Quarter ending September 2016	10,452	→
Quarter ending December 2016	10,534	→
Quarter ending March 2017	10,867	↑
Quarter ending June 2017	11,170	↑
Variance since June 2016	8.0%	↑



ACTIVITY



Adjusted Scheduled Activity (UDA)		
Month	2017	2018
April	1,544	1,340
May	4,127	4,554
June	6,700	7,112
July	10,484	
August	13,316	
September	15,736	
October	18,925	
November	22,703	
December	25,967	
January	28,827	
February	31,983	
March	35,824	
April	37,283	
May	37,284	
June	37,276	

QUALITY

	Quantity	Base Number	Contract	AT	Region	England
% of FP17s for the same patient ID Re-attending within 3 months - Children	53	829	6.4%	9.4%	11.6%	12.0%
% of FP17s for the same patient ID Re-attending within 3 months - Adults	542	3,285	16.5%	15.1%	15.9%	16.0%
% of FP17s for the same patient ID Re-attending between 3 & 9 months - Children	476	829	57.4%	59.5%	60.4%	58.0%
% of FP17s for the same patient ID Re-attending between 3 & 9 months - Adults	1,873	3,285	57.0%	51.8%	52.3%	50.9%
% of FP17s for Band 1 Urgent Courses	432	3,469	12.5%	9.5%	9.5%	9.1%
% of FP17s Relating to Free Repair or Replacements	20	3,469	0.6%	0.6%	0.7%	0.8%
% of FP17s Relating to Continuations	14	3,469	0.4%	1.0%	1.0%	1.1%
% of Patients satisfied with the dentistry they have received	17	18	94.4%	90.8%	91.9%	91.7%
% of Patients satisfied with the time they had to wait for an appointment	18	18	100.0%	87.8%	88.0%	88.0%

* This is based on patients treated on this contract for their most recent course of treatment. Figures in italics indicate the base number of FP17s or Patient Questionnaire responses are less than 100. N/A is shown where the base number of responses is less than 10 during the period. % is calculated as Quantity/Base number*100

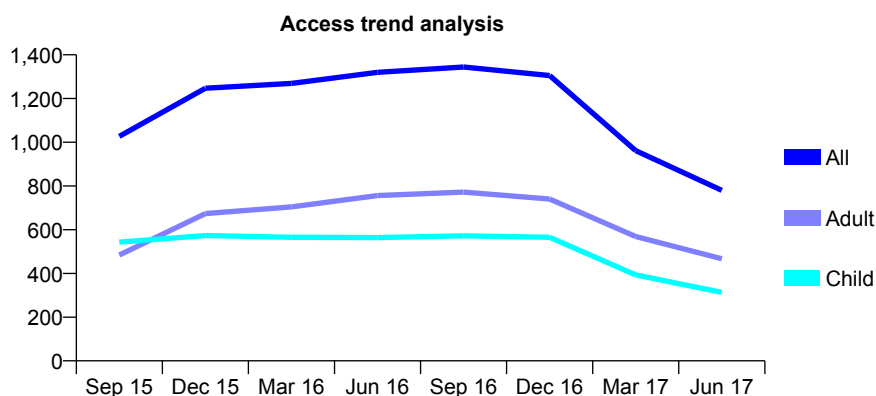
Q68 - Vital Signs At a Glance Contract Report for 125776/0013 - June 2017

Name or company name	Apex Dental Care Ltd
Contract type name	GDS Contract
Purpose of contract	General
Contract start date	09/02/2013
Contract end date	

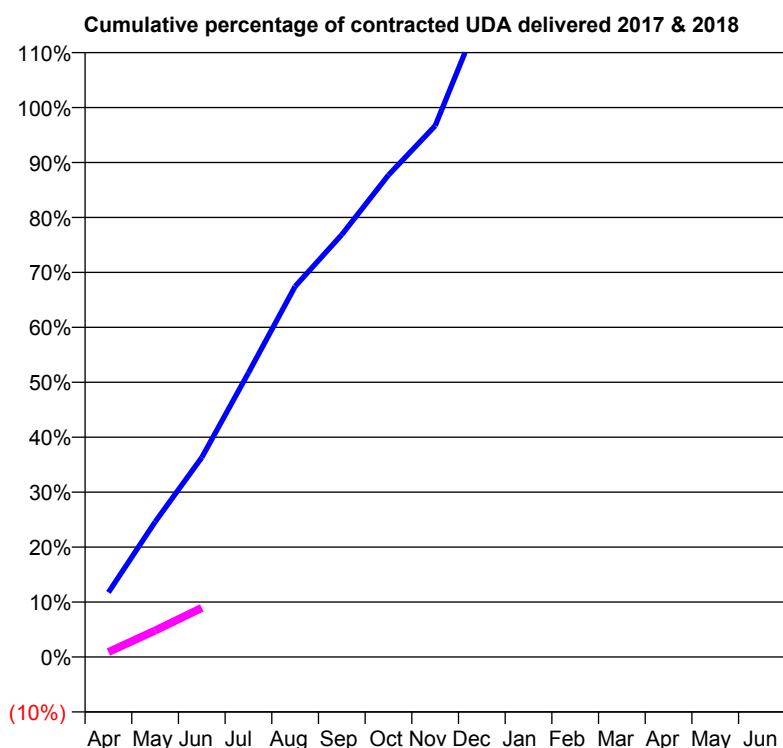
17/18 Contracted general activity (UDA)	2,035
Carry forward general activity (UDA)	0
17/18 Contracted orthodontic activity (UOA)	0
Carry forward orthodontic activity (UOA)	0
Baseline contract value	£55,477.55

ACCESS*

Patients seen in 24 months	Total	Change since previous quarter
Quarter ending June 2016	1,320	
Quarter ending September 2016	1,344	→
Quarter ending December 2016	1,305	↓
Quarter ending March 2017	962	↓
Quarter ending June 2017	780	↓
Variance since June 2016	(40.9%)	↓



ACTIVITY



Adjusted Scheduled Activity (UDA)		
Month	2017	2018
April	239	19
May	501	98
June	739	182
July	1,053	
August	1,373	
September	1,564	
October	1,785	
November	1,967	
December	2,390	
January	2,457	
February	2,533	
March	2,622	
April	2,684	
May	2,686	
June	2,686	

QUALITY

	Quantity	Base Number	Contract	AT	Region	England
% of FP17s for the same patient ID Re-attending within 3 months - Children	1	46	2.2%	9.4%	11.6%	12.0%
% of FP17s for the same patient ID Re-attending within 3 months - Adults	4	74	5.4%	15.1%	15.9%	16.0%
% of FP17s for the same patient ID Re-attending between 3 & 9 months - Children	25	46	54.3%	59.5%	60.4%	58.0%
% of FP17s for the same patient ID Re-attending between 3 & 9 months - Adults	20	74	27.0%	51.8%	52.3%	50.9%
% of FP17s for Band 1 Urgent Courses	16	81	19.8%	9.5%	9.5%	9.1%
% of FP17s Relating to Free Repair or Replacements	0	81	0.0%	0.6%	0.7%	0.8%
% of FP17s Relating to Continuations	0	81	0.0%	1.0%	1.0%	1.1%
% of Patients satisfied with the dentistry they have received	3	3	N/A	90.8%	91.9%	91.7%
% of Patients satisfied with the time they had to wait for an appointment	3	3	N/A	87.8%	88.0%	88.0%

* This is based on patients treated on this contract for their most recent course of treatment. Figures in italics indicate the base number of FP17s or Patient Questionnaire responses are less than 100. N/A is shown where the base number of responses is less than 10 during the period. % is calculated as Quantity/Base number*100

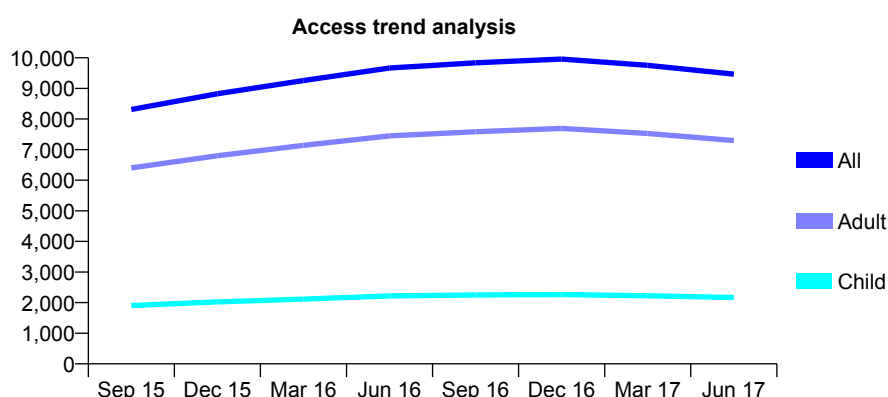
Q68 - Vital Signs At a Glance Contract Report for 125776/0014 - June 2017

Name or company name	Apex Dental Care Ltd
Contract type name	GDS Contract
Purpose of contract	General
Contract start date	09/02/2013
Contract end date	

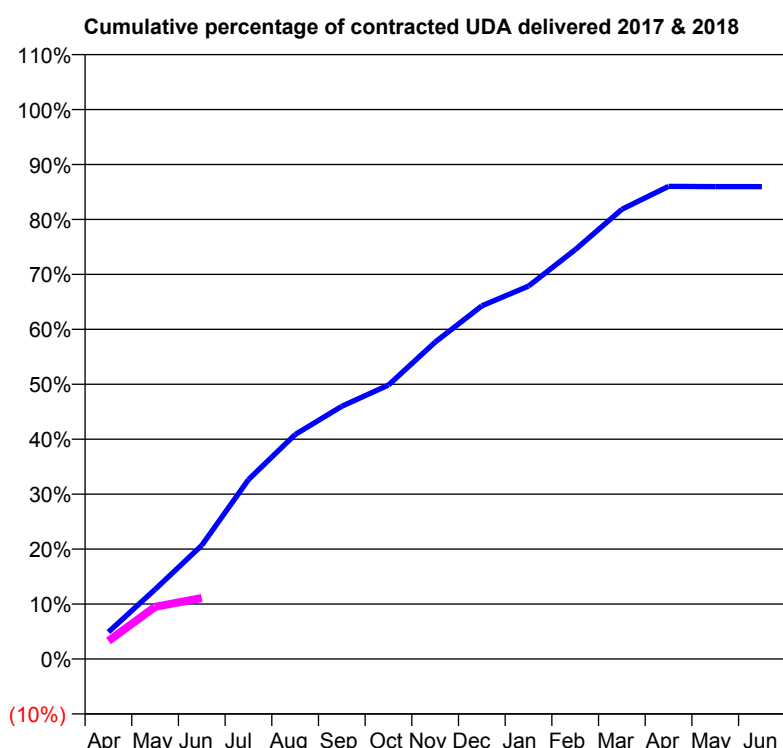
17/18 Contracted general activity (UDA)	30,661
Carry forward general activity (UDA)	0
17/18 Contracted orthodontic activity (UOA)	0
Carry forward orthodontic activity (UOA)	0
Baseline contract value	£833,594.56

ACCESS*

Patients seen in 24 months	Total	Change since previous quarter
Quarter ending June 2016	9,667	
Quarter ending September 2016	9,835	→
Quarter ending December 2016	9,957	→
Quarter ending March 2017	9,752	↓
Quarter ending June 2017	9,466	↓
Variance since June 2016	(2.1%)	↓



ACTIVITY



Adjusted Scheduled Activity (UDA)		
Month	2017	2018
April	1,504	1,007
May	3,890	2,917
June	6,345	3,402
July	10,008	
August	12,529	
September	14,101	
October	15,289	
November	17,682	
December	19,709	
January	20,806	
February	22,838	
March	25,096	
April	26,371	
May	26,358	
June	26,358	

QUALITY

	Quantity	Base Number	Contract	AT	Region	England
% of FP17s for the same patient ID Re-attending within 3 months - Children	35	515	6.8%	9.4%	11.6%	12.0%
% of FP17s for the same patient ID Re-attending within 3 months - Adults	199	1,556	12.8%	15.1%	15.9%	16.0%
% of FP17s for the same patient ID Re-attending between 3 & 9 months - Children	253	515	49.1%	59.5%	60.4%	58.0%
% of FP17s for the same patient ID Re-attending between 3 & 9 months - Adults	825	1,556	53.0%	51.8%	52.3%	50.9%
% of FP17s for Band 1 Urgent Courses	124	1,507	8.2%	9.5%	9.5%	9.1%
% of FP17s Relating to Free Repair or Replacements	18	1,507	1.2%	0.6%	0.7%	0.8%
% of FP17s Relating to Continuations	13	1,507	0.9%	1.0%	1.0%	1.1%
% of Patients satisfied with the dentistry they have received	7	8	N/A	90.8%	91.9%	91.7%
% of Patients satisfied with the time they had to wait for an appointment	7	8	N/A	87.8%	88.0%	88.0%

* This is based on patients treated on this contract for their most recent course of treatment. Figures in italics indicate the base number of FP17s or Patient Questionnaire responses are less than 100. N/A is shown where the base number of responses is less than 10 during the period. % is calculated as Quantity/Base number*100

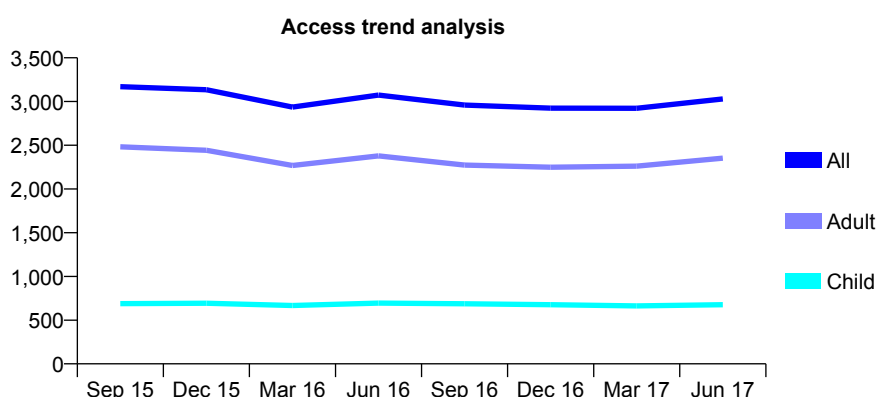
Q68 - Vital Signs At a Glance Contract Report for 126470/0001 - June 2017

Name or company name	Steyning Dental Care Ltd
Contract type name	GDS Contract
Purpose of contract	General
Contract start date	01/05/2011
Contract end date	

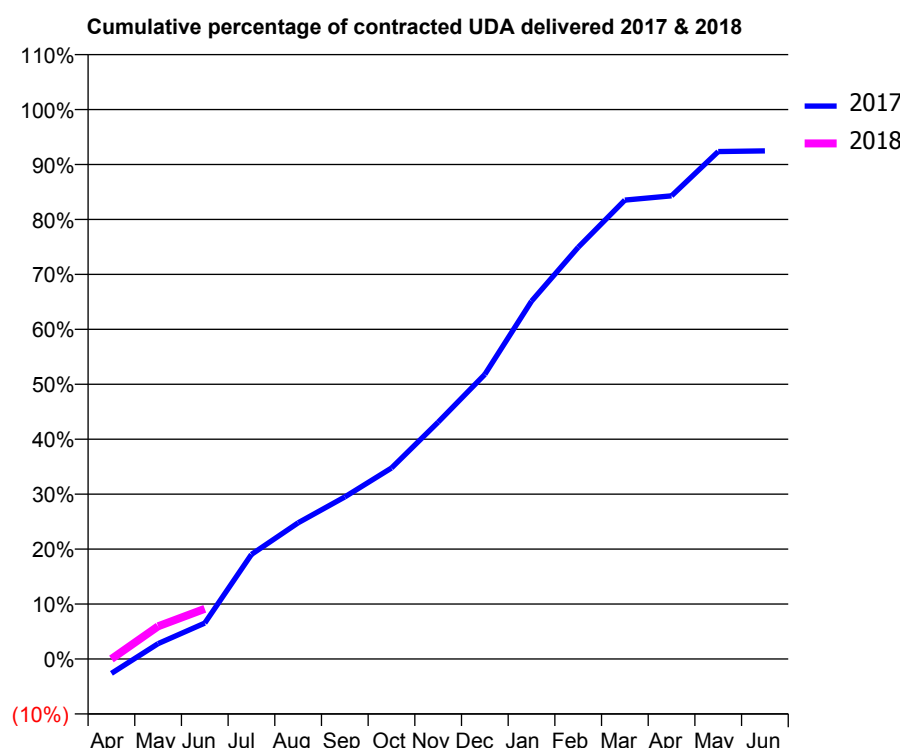
17/18 Contracted general activity (UDA)	11,000
Carry forward general activity (UDA)	0
17/18 Contracted orthodontic activity (UOA)	0
Carry forward orthodontic activity (UOA)	0
Baseline contract value	£307,804.74

ACCESS*

Patients seen in 24 months	Total	Change since previous quarter
Quarter ending June 2016	3,073	
Quarter ending September 2016	2,960	↓
Quarter ending December 2016	2,924	↓
Quarter ending March 2017	2,923	→
Quarter ending June 2017	3,029	↑
Variance since June 2016	(1.4%)	↓



ACTIVITY



Adjusted Scheduled Activity (UDA)		
Month	2017	2018
April	-291	0
May	309	655
June	719	1,004
July	2,094	
August	2,726	
September	3,245	
October	3,825	
November	4,743	
December	5,698	
January	7,163	
February	8,241	
March	9,188	
April	9,272	
May	10,158	
June	10,172	

QUALITY

	Quantity	Base Number	Contract	AT	Region	England
% of FP17s for the same patient ID Re-attending within 3 months - Children	4	170	2.4%	9.4%	11.6%	12.0%
% of FP17s for the same patient ID Re-attending within 3 months - Adults	99	656	15.1%	15.1%	15.9%	16.0%
% of FP17s for the same patient ID Re-attending between 3 & 9 months - Children	84	170	49.4%	59.5%	60.4%	58.0%
% of FP17s for the same patient ID Re-attending between 3 & 9 months - Adults	238	656	36.3%	51.8%	52.3%	50.9%
% of FP17s for Band 1 Urgent Courses	46	533	8.6%	9.5%	9.5%	9.1%
% of FP17s Relating to Free Repair or Replacements	0	533	0.0%	0.6%	0.7%	0.8%
% of FP17s Relating to Continuations	23	533	4.3%	1.0%	1.0%	1.1%
% of Patients satisfied with the dentistry they have received	15	18	83.3%	90.8%	91.9%	91.7%
% of Patients satisfied with the time they had to wait for an appointment	15	18	83.3%	87.8%	88.0%	88.0%

* This is based on patients treated on this contract for their most recent course of treatment. Figures in italics indicate the base number of FP17s or Patient Questionnaire responses are less than 100. N/A is shown where the base number of responses is less than 10 during the period. % is calculated as Quantity/Base number*100

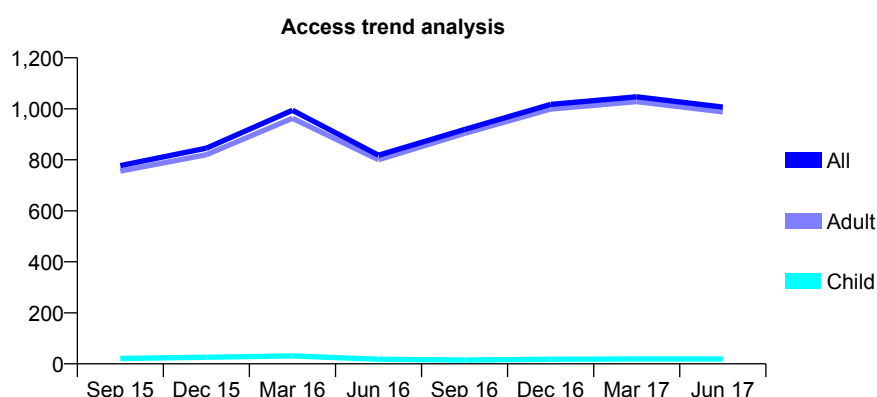
Q68 - Vital Signs At a Glance Contract Report for 126470/0002 - June 2017

Name or company name	Steyning Dental Care Ltd
Contract type name	GDS Contract
Purpose of contract	General
Contract start date	01/05/2011
Contract end date	

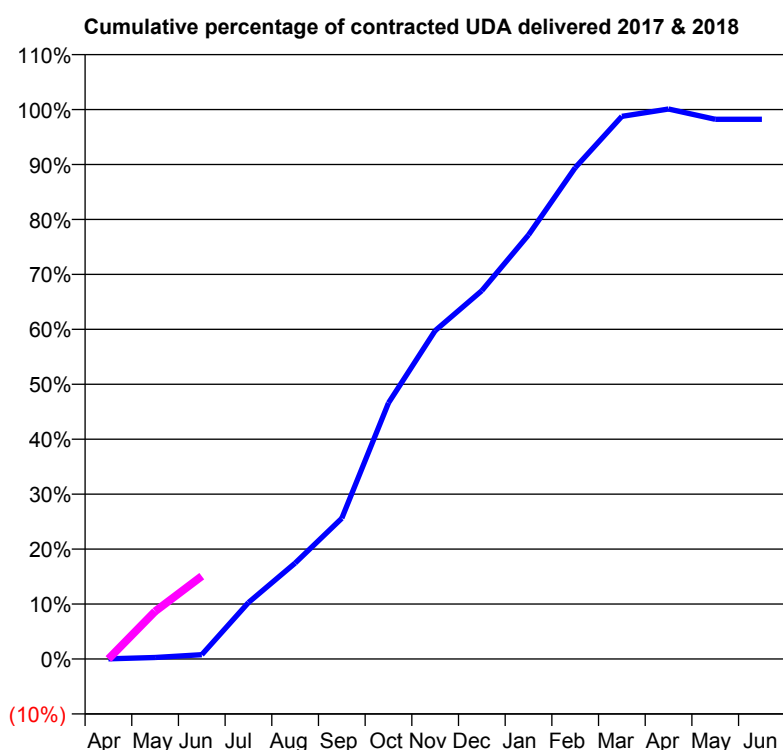
17/18 Contracted general activity (UDA)	3,600
Carry forward general activity (UDA)	0
17/18 Contracted orthodontic activity (UOA)	0
Carry forward orthodontic activity (UOA)	0
Baseline contract value	£185,326.34

ACCESS*

Patients seen in 24 months	Total	Change since previous quarter
Quarter ending June 2016	818	
Quarter ending September 2016	919	↑
Quarter ending December 2016	1,017	↑
Quarter ending March 2017	1,047	↑
Quarter ending June 2017	1,007	↓
Variance since June 2016	23.1%	↑



ACTIVITY



Month	Adjusted Scheduled Activity (UDA)	
	2017	2018
April	1	0
May	10	312
June	28	543
July	370	
August	628	
September	922	
October	1,678	
November	2,151	
December	2,413	
January	2,778	
February	3,219	
March	3,555	
April	3,603	
May	3,536	
June	3,536	

QUALITY

	Quantity	Base Number	Contract	AT	Region	England
% of FP17s for the same patient ID Re-attending within 3 months - Children	0	5	0.0%	9.4%	11.6%	12.0%
% of FP17s for the same patient ID Re-attending within 3 months - Adults	5	161	3.1%	15.1%	15.9%	16.0%
% of FP17s for the same patient ID Re-attending between 3 & 9 months - Children	0	5	0.0%	59.5%	60.4%	58.0%
% of FP17s for the same patient ID Re-attending between 3 & 9 months - Adults	6	161	3.7%	51.8%	52.3%	50.9%
% of FP17s for Band 1 Urgent Courses	0	169	0.0%	9.5%	9.5%	9.1%
% of FP17s Relating to Free Repair or Replacements	0	169	0.0%	0.6%	0.7%	0.8%
% of FP17s Relating to Continuations	3	169	1.8%	1.0%	1.0%	1.1%
% of Patients satisfied with the dentistry they have received	4	4	N/A	90.8%	91.9%	91.7%
% of Patients satisfied with the time they had to wait for an appointment	3	4	N/A	87.8%	88.0%	88.0%

* This is based on patients treated on this contract for their most recent course of treatment. Figures in italics indicate the base number of FP17s or Patient Questionnaire responses are less than 100. N/A is shown where the base number of responses is less than 10 during the period. % is calculated as Quantity/Base number*100

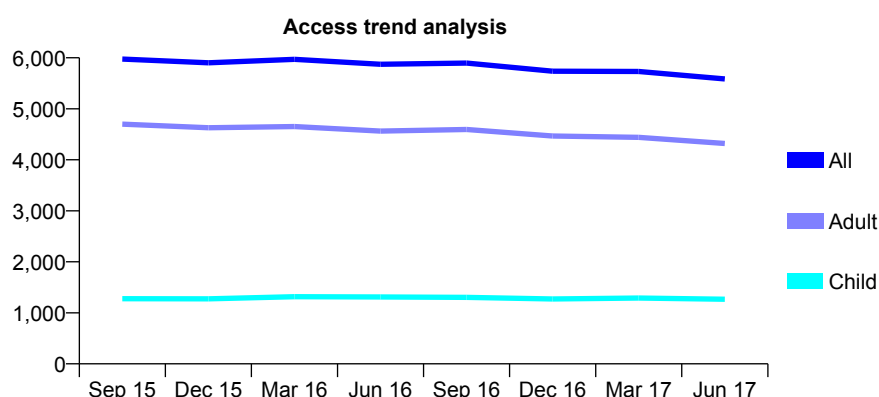
Q68 - Vital Signs At a Glance Contract Report for 128279/0001 - June 2017

Name or company name	Bright DS Limited
Contract type name	GDS Contract
Purpose of contract	General
Contract start date	01/07/2011
Contract end date	

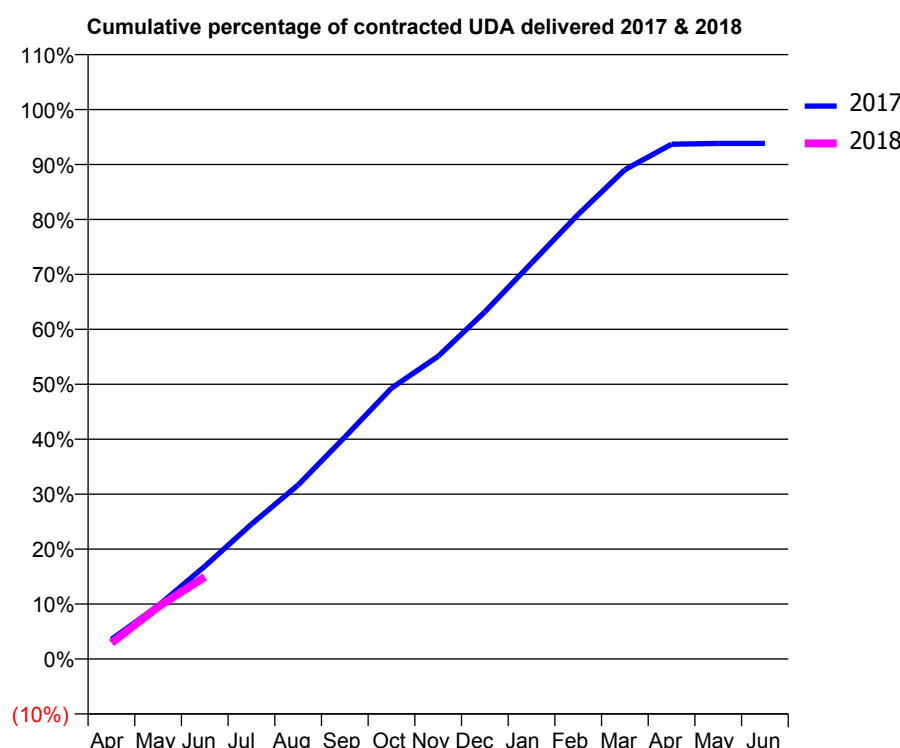
17/18 Contracted general activity (UDA)	15,000
Carry forward general activity (UDA)	0
17/18 Contracted orthodontic activity (UOA)	0
Carry forward orthodontic activity (UOA)	0
Baseline contract value	£400,485.55

ACCESS*

Patients seen in 24 months	Total	Change since previous quarter
Quarter ending June 2016	5,874	
Quarter ending September 2016	5,897	→
Quarter ending December 2016	5,738	↓
Quarter ending March 2017	5,731	→
Quarter ending June 2017	5,586	↓
Variance since June 2016	(4.9%)	↓



ACTIVITY



Adjusted Scheduled Activity (UDA)		
Month	2017	2018
April	536	438
May	1,453	1,423
June	2,531	2,240
July	3,683	
August	4,753	
September	6,058	
October	7,394	
November	8,265	
December	9,478	
January	10,810	
February	12,137	
March	13,357	
April	14,051	
May	14,074	
June	14,074	

QUALITY

	Quantity	Base Number	Contract	AT	Region	England
% of FP17s for the same patient ID Re-attending within 3 months - Children	28	319	8.8%	9.4%	11.6%	12.0%
% of FP17s for the same patient ID Re-attending within 3 months - Adults	170	1,010	16.8%	15.1%	15.9%	16.0%
% of FP17s for the same patient ID Re-attending between 3 & 9 months - Children	148	319	46.4%	59.5%	60.4%	58.0%
% of FP17s for the same patient ID Re-attending between 3 & 9 months - Adults	395	1,010	39.1%	51.8%	52.3%	50.9%
% of FP17s for Band 1 Urgent Courses	206	1,071	19.2%	9.5%	9.5%	9.1%
% of FP17s Relating to Free Repair or Replacements	8	1,071	0.7%	0.6%	0.7%	0.8%
% of FP17s Relating to Continuations	2	1,071	0.2%	1.0%	1.0%	1.1%
% of Patients satisfied with the dentistry they have received	3	4	N/A	90.8%	91.9%	91.7%
% of Patients satisfied with the time they had to wait for an appointment	4	4	N/A	87.8%	88.0%	88.0%

* This is based on patients treated on this contract for their most recent course of treatment. Figures in italics indicate the base number of FP17s or Patient Questionnaire responses are less than 100. N/A is shown where the base number of responses is less than 10 during the period. % is calculated as Quantity/Base number*100

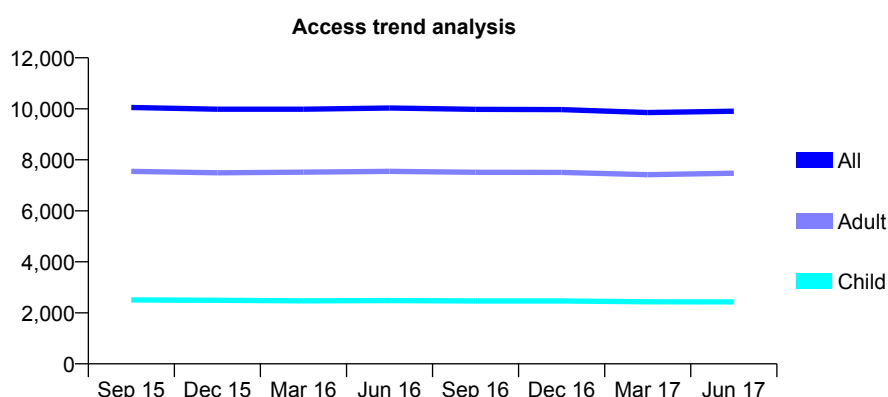
Q68 - Vital Signs At a Glance Contract Report for 128503/0001 - June 2017

Name or company name	E Lazanakis Limited trading as Sussex Der
Contract type name	GDS Contract
Purpose of contract	General
Contract start date	01/04/2013
Contract end date	

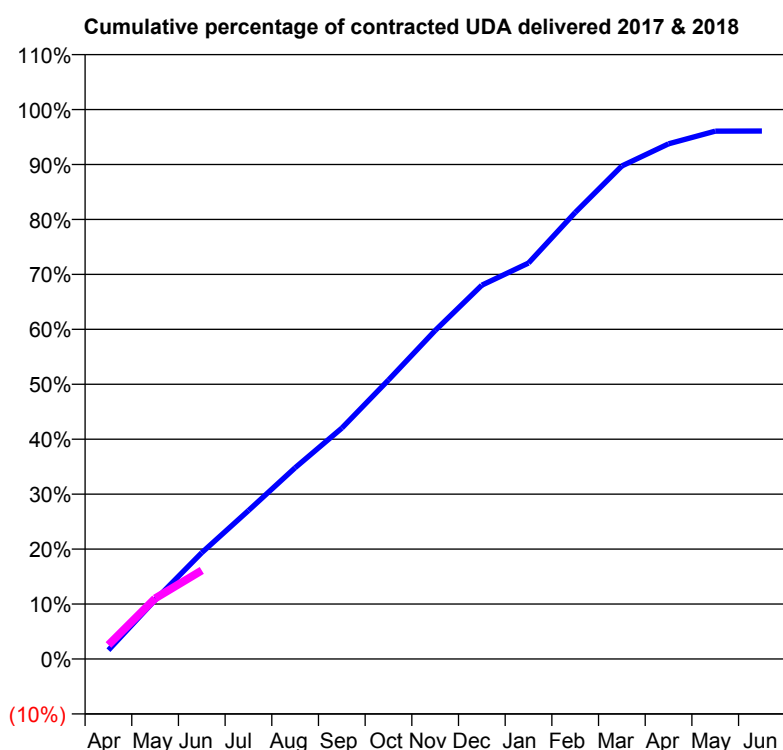
17/18 Contracted general activity (UDA)	30,203
Carry forward general activity (UDA)	0
17/18 Contracted orthodontic activity (UOA)	0
Carry forward orthodontic activity (UOA)	0
Baseline contract value	£911,338.68

ACCESS*

Patients seen in 24 months	Total	Change since previous quarter
Quarter ending June 2016	10,030	
Quarter ending September 2016	9,977	→
Quarter ending December 2016	9,971	→
Quarter ending March 2017	9,852	↓
Quarter ending June 2017	9,905	→
Variance since June 2016	(1.2%)	↓



ACTIVITY



Adjusted Scheduled Activity (UDA)		
Month	2017	2018
April	489	770
May	3,247	3,329
June	5,845	4,871
July	8,163	
August	10,512	
September	12,689	
October	15,337	
November	18,056	
December	20,545	
January	21,763	
February	24,543	
March	27,104	
April	28,316	
May	29,016	
June	29,021	

QUALITY

	Quantity	Base Number	Contract	AT	Region	England
% of FP17s for the same patient ID Re-attending within 3 months - Children	59	953	6.2%	9.4%	11.6%	12.0%
% of FP17s for the same patient ID Re-attending within 3 months - Adults	355	2,413	14.7%	15.1%	15.9%	16.0%
% of FP17s for the same patient ID Re-attending between 3 & 9 months - Children	621	953	65.2%	59.5%	60.4%	58.0%
% of FP17s for the same patient ID Re-attending between 3 & 9 months - Adults	1,266	2,413	52.5%	51.8%	52.3%	50.9%
% of FP17s for Band 1 Urgent Courses	303	2,552	11.9%	9.5%	9.5%	9.1%
% of FP17s Relating to Free Repair or Replacements	3	2,552	0.1%	0.6%	0.7%	0.8%
% of FP17s Relating to Continuations	20	2,552	0.8%	1.0%	1.0%	1.1%
% of Patients satisfied with the dentistry they have received	27	31	87.1%	90.8%	91.9%	91.7%
% of Patients satisfied with the time they had to wait for an appointment	30	31	96.8%	87.8%	88.0%	88.0%

* This is based on patients treated on this contract for their most recent course of treatment. Figures in italics indicate the base number of FP17s or Patient Questionnaire responses are less than 100. N/A is shown where the base number of responses is less than 10 during the period. % is calculated as Quantity/Base number*100

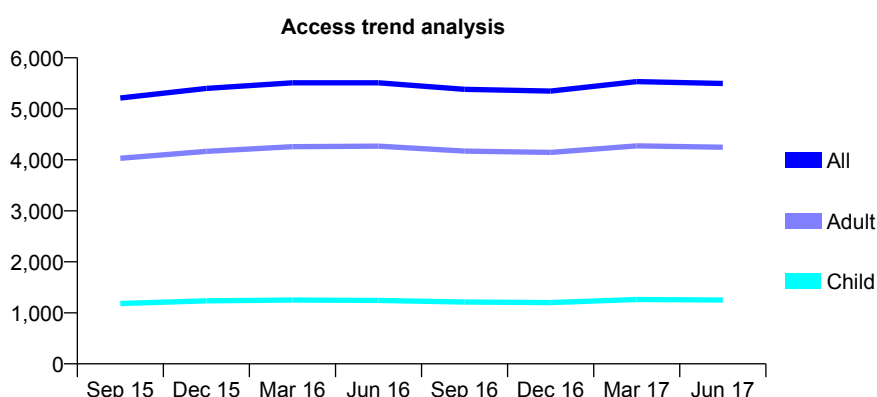
Q68 - Vital Signs At a Glance Contract Report for 128503/0003 - June 2017

Name or company name	E Lazanakis Limited trading as Sussex Der
Contract type name	GDS Contract
Purpose of contract	General
Contract start date	01/04/2013
Contract end date	

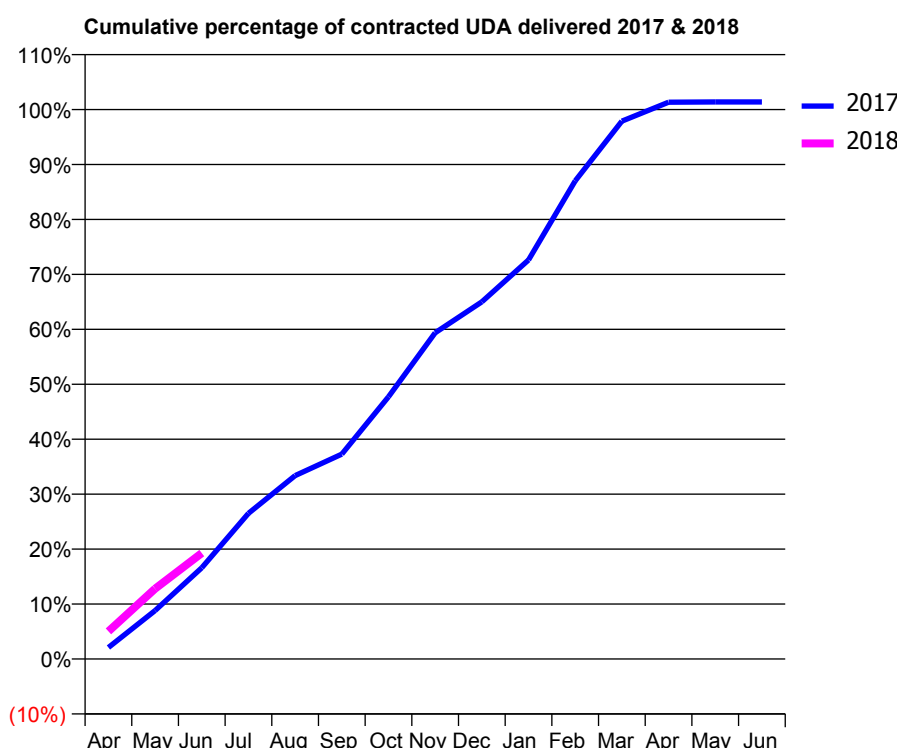
17/18 Contracted general activity (UDA)	15,352
Carry forward general activity (UDA)	0
17/18 Contracted orthodontic activity (UOA)	0
Carry forward orthodontic activity (UOA)	0
Baseline contract value	£382,421.81

ACCESS*

Patients seen in 24 months	Total	Change since previous quarter
Quarter ending June 2016	5,511	
Quarter ending September 2016	5,383	↓
Quarter ending December 2016	5,347	→
Quarter ending March 2017	5,534	↑
Quarter ending June 2017	5,498	→
Variance since June 2016	(0.2%)	→



ACTIVITY



Adjusted Scheduled Activity (UDA)		
Month	2017	2018
April	323	773
May	1,353	1,966
June	2,551	2,960
July	4,069	
August	5,124	
September	5,723	
October	7,328	
November	9,115	
December	9,978	
January	11,148	
February	13,356	
March	15,026	
April	15,554	
May	15,561	
June	15,561	

QUALITY

	Quantity	Base Number	Contract	AT	Region	England
% of FP17s for the same patient ID Re-attending within 3 months - Children	20	401	5.0%	9.4%	11.6%	12.0%
% of FP17s for the same patient ID Re-attending within 3 months - Adults	182	1,231	14.8%	15.1%	15.9%	16.0%
% of FP17s for the same patient ID Re-attending between 3 & 9 months - Children	260	401	64.8%	59.5%	60.4%	58.0%
% of FP17s for the same patient ID Re-attending between 3 & 9 months - Adults	596	1,231	48.4%	51.8%	52.3%	50.9%
% of FP17s for Band 1 Urgent Courses	156	1,385	11.3%	9.5%	9.5%	9.1%
% of FP17s Relating to Free Repair or Replacements	0	1,385	0.0%	0.6%	0.7%	0.8%
% of FP17s Relating to Continuations	2	1,385	0.1%	1.0%	1.0%	1.1%
% of Patients satisfied with the dentistry they have received	10	10	100.0%	90.8%	91.9%	91.7%
% of Patients satisfied with the time they had to wait for an appointment	7	10	70.0%	87.8%	88.0%	88.0%

* This is based on patients treated on this contract for their most recent course of treatment. Figures in italics indicate the base number of FP17s or Patient Questionnaire responses are less than 100. N/A is shown where the base number of responses is less than 10 during the period. % is calculated as Quantity/Base number*100

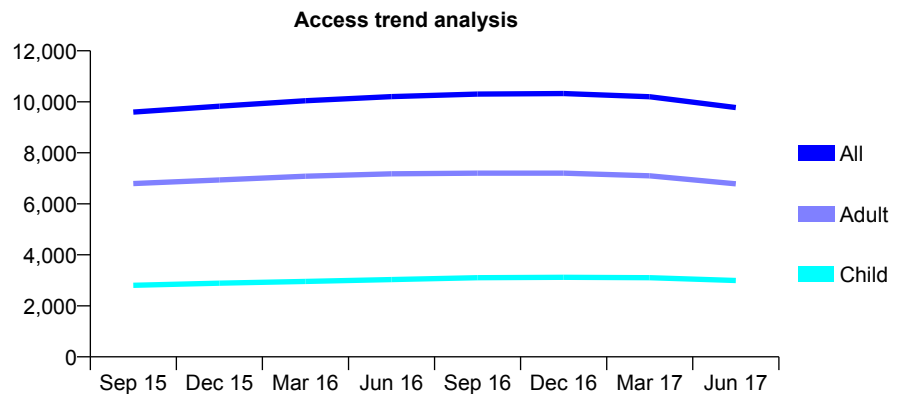
Q68 - Vital Signs At a Glance Contract Report for 128503/0004 - June 2017

Name or company name	E Lazanakis Limited
Contract type name	GDS Contract
Purpose of contract	General
Contract start date	01/04/2013
Contract end date	

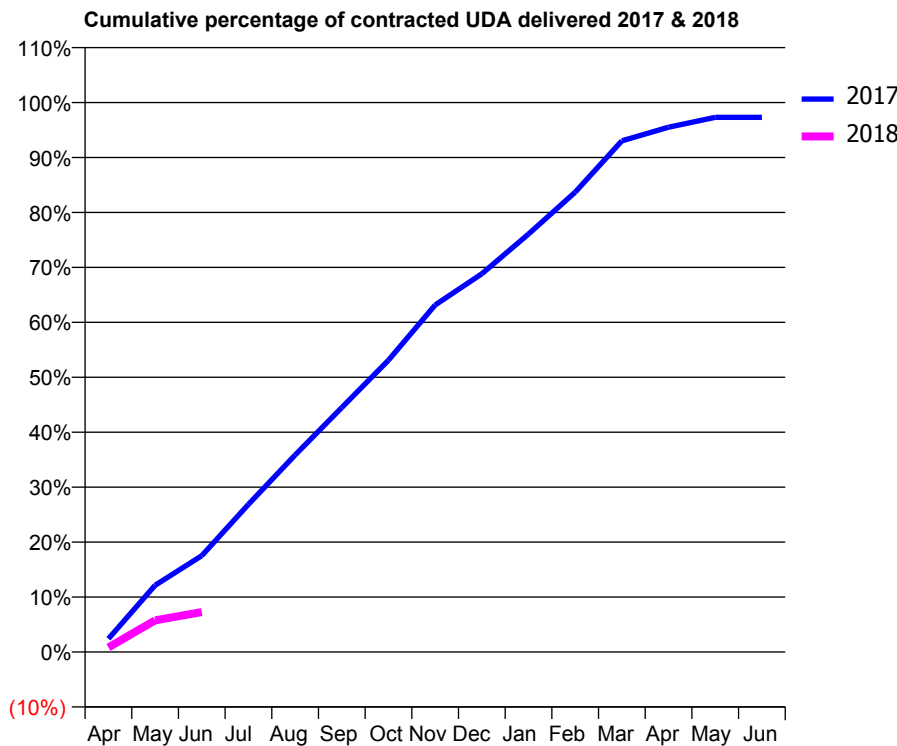
17/18 Contracted general activity (UDA)	28,200
Carry forward general activity (UDA)	0
17/18 Contracted orthodontic activity (UOA)	0
Carry forward orthodontic activity (UOA)	0
Baseline contract value	£735,735.20

ACCESS*

Patients seen in 24 months	Total	Change since previous quarter
Quarter ending June 2016	10,204	
Quarter ending September 2016	10,303	→
Quarter ending December 2016	10,324	→
Quarter ending March 2017	10,198	↓
Quarter ending June 2017	9,776	↓
Variance since June 2016	(4.2%)	↓



ACTIVITY



Adjusted Scheduled Activity (UDA)		
Month	2017	2018
April	682	234
May	3,426	1,624
June	4,944	2,046
July	7,582	
August	10,112	
September	12,548	
October	14,974	
November	17,808	
December	19,409	
January	21,453	
February	23,599	
March	26,235	
April	26,934	
May	27,438	
June	27,439	

QUALITY

	Quantity	Base Number	Contract	AT	Region	England
% of FP17s for the same patient ID Re-attending within 3 months - Children	36	584	6.2%	9.4%	11.6%	12.0%
% of FP17s for the same patient ID Re-attending within 3 months - Adults	162	1,074	15.1%	15.1%	15.9%	16.0%
% of FP17s for the same patient ID Re-attending between 3 & 9 months - Children	371	584	63.5%	59.5%	60.4%	58.0%
% of FP17s for the same patient ID Re-attending between 3 & 9 months - Adults	506	1,074	47.1%	51.8%	52.3%	50.9%
% of FP17s for Band 1 Urgent Courses	151	1,068	14.1%	9.5%	9.5%	9.1%
% of FP17s Relating to Free Repair or Replacements	2	1,068	0.2%	0.6%	0.7%	0.8%
% of FP17s Relating to Continuations	5	1,068	0.5%	1.0%	1.0%	1.1%
% of Patients satisfied with the dentistry they have received	19	19	100.0%	90.8%	91.9%	91.7%
% of Patients satisfied with the time they had to wait for an appointment	17	19	89.5%	87.8%	88.0%	88.0%

* This is based on patients treated on this contract for their most recent course of treatment. Figures in italics indicate the base number of FP17s or Patient Questionnaire responses are less than 100. N/A is shown where the base number of responses is less than 10 during the period. % is calculated as Quantity/Base number*100

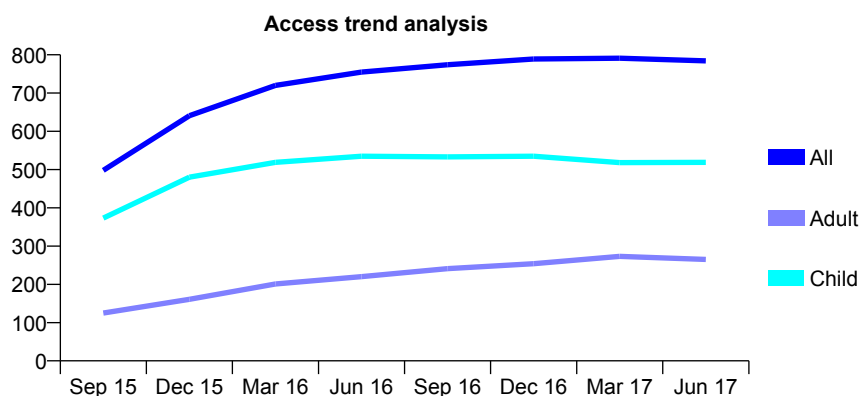
Q68 - Vital Signs At a Glance Contract Report for 129828/0002 - June 2017

Name or company name	Mr SM Frost and Mr P Holmes
Contract type name	GDS Contract
Purpose of contract	General
Contract start date	04/04/2015
Contract end date	

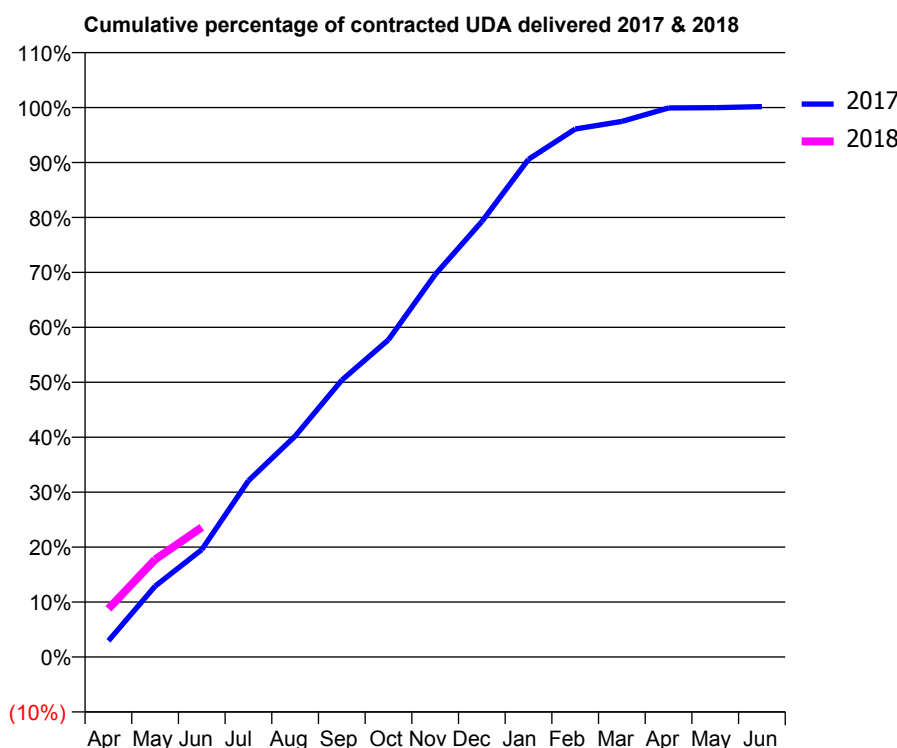
17/18 Contracted general activity (UDA)	1,600
Carry forward general activity (UDA)	0
17/18 Contracted orthodontic activity (UOA)	0
Carry forward orthodontic activity (UOA)	0
Baseline contract value	£43,350.81

ACCESS*

Patients seen in 24 months	Total	Change since previous quarter
Quarter ending June 2016	755	
Quarter ending September 2016	774	↑
Quarter ending December 2016	789	→
Quarter ending March 2017	791	→
Quarter ending June 2017	784	→
Variance since June 2016	3.8%	↑



ACTIVITY



Adjusted Scheduled Activity (UDA)		
Month	2017	2018
April	47	140
May	206	284
June	313	378
July	513	
August	643	
September	806	
October	924	
November	1,114	
December	1,268	
January	1,449	
February	1,537	
March	1,559	
April	1,599	
May	1,600	
June	1,603	

QUALITY

	Quantity	Base Number	Contract	AT	Region	England
% of FP17s for the same patient ID Re-attending within 3 months - Children	5	223	2.2%	9.4%	11.6%	12.0%
% of FP17s for the same patient ID Re-attending within 3 months - Adults	4	69	5.8%	15.1%	15.9%	16.0%
% of FP17s for the same patient ID Re-attending between 3 & 9 months - Children	159	223	71.3%	59.5%	60.4%	58.0%
% of FP17s for the same patient ID Re-attending between 3 & 9 months - Adults	49	69	71.0%	51.8%	52.3%	50.9%
% of FP17s for Band 1 Urgent Courses	3	265	1.1%	9.5%	9.5%	9.1%
% of FP17s Relating to Free Repair or Replacements	0	265	0.0%	0.6%	0.7%	0.8%
% of FP17s Relating to Continuations	2	265	0.8%	1.0%	1.0%	1.1%
% of Patients satisfied with the dentistry they have received	1	2	N/A	90.8%	91.9%	91.7%
% of Patients satisfied with the time they had to wait for an appointment	2	2	N/A	87.8%	88.0%	88.0%

* This is based on patients treated on this contract for their most recent course of treatment. Figures in italics indicate the base number of FP17s or Patient Questionnaire responses are less than 100. N/A is shown where the base number of responses is less than 10 during the period. % is calculated as Quantity/Base number*100

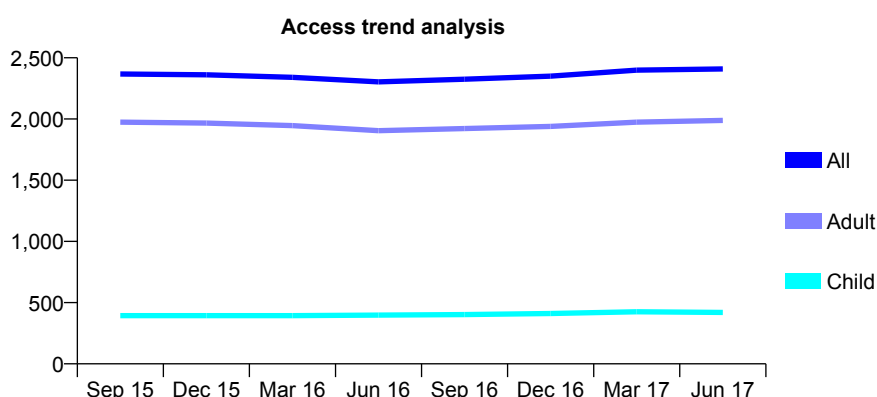
Q68 - Vital Signs At a Glance Contract Report for 130648/0001 - June 2017

Name or company name	Claremont Dental Practice
Contract type name	GDS Contract
Purpose of contract	General
Contract start date	23/02/2009
Contract end date	

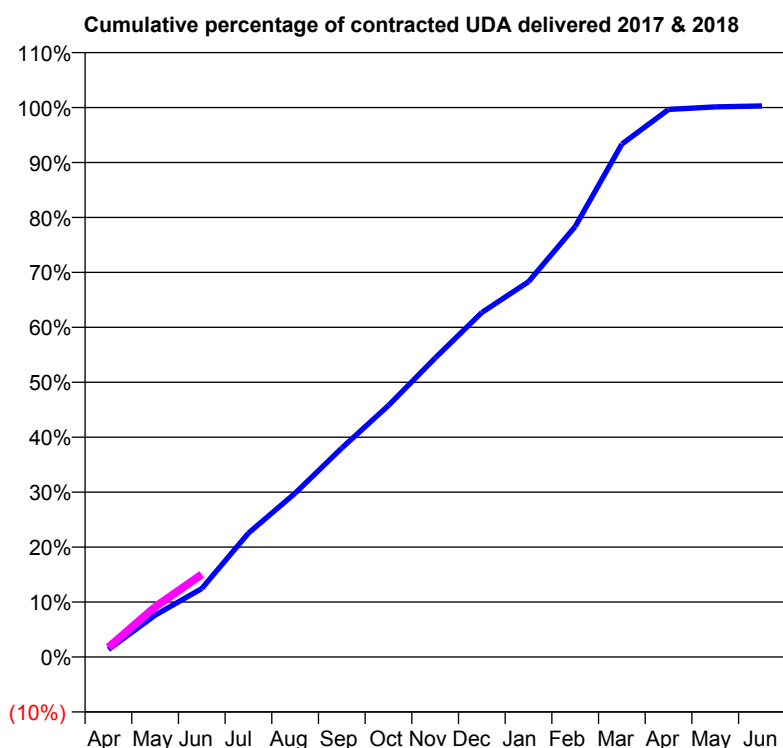
17/18 Contracted general activity (UDA)	9,219
Carry forward general activity (UDA)	0
17/18 Contracted orthodontic activity (UOA)	0
Carry forward orthodontic activity (UOA)	0
Baseline contract value	£242,336.70

ACCESS*

Patients seen in 24 months	Total	Change since previous quarter
Quarter ending June 2016	2,303	
Quarter ending September 2016	2,325	→
Quarter ending December 2016	2,350	→
Quarter ending March 2017	2,399	↑
Quarter ending June 2017	2,409	→
Variance since June 2016	4.6%	↑



ACTIVITY



Adjusted Scheduled Activity (UDA)		
Month	2017	2018
April	126	163
May	702	840
June	1,150	1,385
July	2,079	
August	2,748	
September	3,506	
October	4,221	
November	5,017	
December	5,780	
January	6,296	
February	7,223	
March	8,604	
April	9,187	
May	9,230	
June	9,245	

QUALITY

	Quantity	Base Number	Contract	AT	Region	England
% of FP17s for the same patient ID Re-attending within 3 months - Children	7	103	6.8%	9.4%	11.6%	12.0%
% of FP17s for the same patient ID Re-attending within 3 months - Adults	88	658	13.4%	15.1%	15.9%	16.0%
% of FP17s for the same patient ID Re-attending between 3 & 9 months - Children	58	103	56.3%	59.5%	60.4%	58.0%
% of FP17s for the same patient ID Re-attending between 3 & 9 months - Adults	353	658	53.6%	51.8%	52.3%	50.9%
% of FP17s for Band 1 Urgent Courses	42	583	7.2%	9.5%	9.5%	9.1%
% of FP17s Relating to Free Repair or Replacements	2	583	0.3%	0.6%	0.7%	0.8%
% of FP17s Relating to Continuations	11	583	1.9%	1.0%	1.0%	1.1%
% of Patients satisfied with the dentistry they have received	11	11	100.0%	90.8%	91.9%	91.7%
% of Patients satisfied with the time they had to wait for an appointment	11	11	100.0%	87.8%	88.0%	88.0%

* This is based on patients treated on this contract for their most recent course of treatment. Figures in italics indicate the base number of FP17s or Patient Questionnaire responses are less than 100. N/A is shown where the base number of responses is less than 10 during the period. % is calculated as Quantity/Base number*100

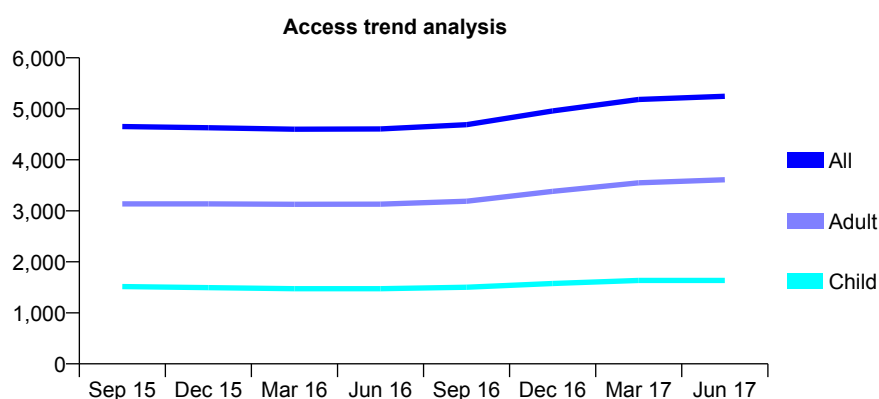
Q68 - Vital Signs At a Glance Contract Report for 131148/0001 - June 2017

Name or company name	Iosis Clinic (Godalming) Ltd
Contract type name	GDS Contract
Purpose of contract	General
Contract start date	01/04/2010
Contract end date	

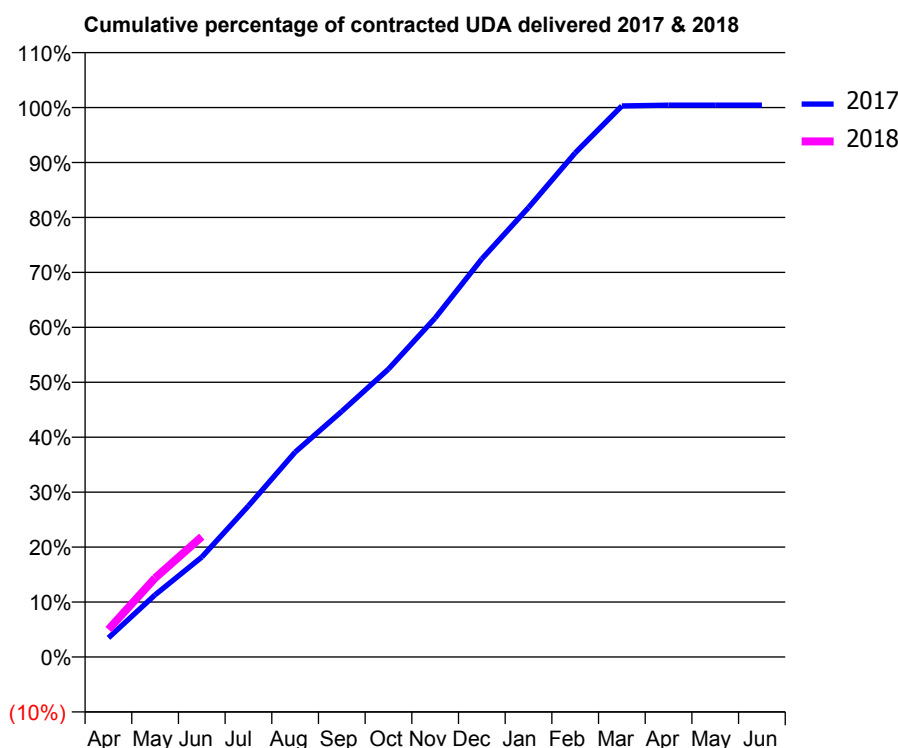
17/18 Contracted general activity (UDA)	13,232
Carry forward general activity (UDA)	0
17/18 Contracted orthodontic activity (UOA)	0
Carry forward orthodontic activity (UOA)	0
Baseline contract value	£469,558.42

ACCESS*

Patients seen in 24 months	Total	Change since previous quarter
Quarter ending June 2016	4,605	
Quarter ending September 2016	4,690	→
Quarter ending December 2016	4,958	↑
Quarter ending March 2017	5,183	↑
Quarter ending June 2017	5,245	→
Variance since June 2016	13.9%	↑



ACTIVITY



Adjusted Scheduled Activity (UDA)		
Month	2017	2018
April	460	664
May	1,498	1,902
June	2,408	2,896
July	3,641	
August	4,935	
September	5,916	
October	6,935	
November	8,163	
December	9,586	
January	10,823	
February	12,140	
March	13,271	
April	13,289	
May	13,289	
June	13,288	

QUALITY

	Quantity	Base Number	Contract	AT	Region	England
% of FP17s for the same patient ID Re-attending within 3 months - Children	31	565	5.5%	9.4%	11.6%	12.0%
% of FP17s for the same patient ID Re-attending within 3 months - Adults	106	1,142	9.3%	15.1%	15.9%	16.0%
% of FP17s for the same patient ID Re-attending between 3 & 9 months - Children	435	565	77.0%	59.5%	60.4%	58.0%
% of FP17s for the same patient ID Re-attending between 3 & 9 months - Adults	705	1,142	61.7%	51.8%	52.3%	50.9%
% of FP17s for Band 1 Urgent Courses	122	1,694	7.2%	9.5%	9.5%	9.1%
% of FP17s Relating to Free Repair or Replacements	3	1,694	0.2%	0.6%	0.7%	0.8%
% of FP17s Relating to Continuations	6	1,694	0.4%	1.0%	1.0%	1.1%
% of Patients satisfied with the dentistry they have received	10	10	100.0%	90.8%	91.9%	91.7%
% of Patients satisfied with the time they had to wait for an appointment	9	10	90.0%	87.8%	88.0%	88.0%

* This is based on patients treated on this contract for their most recent course of treatment. Figures in italics indicate the base number of FP17s or Patient Questionnaire responses are less than 100. N/A is shown where the base number of responses is less than 10 during the period. % is calculated as Quantity/Base number*100

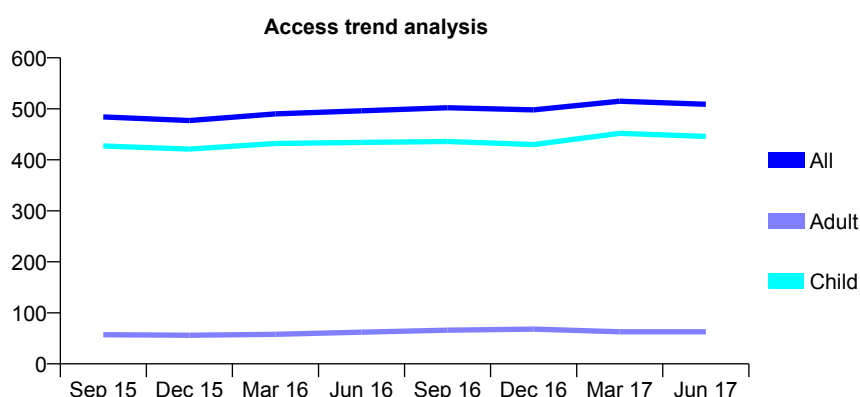
Q68 - Vital Signs At a Glance Contract Report for 131695/0001 - June 2017

Name or company name	Down House Dental Practice Limited
Contract type name	GDS Contract
Purpose of contract	General
Contract start date	01/04/2011
Contract end date	

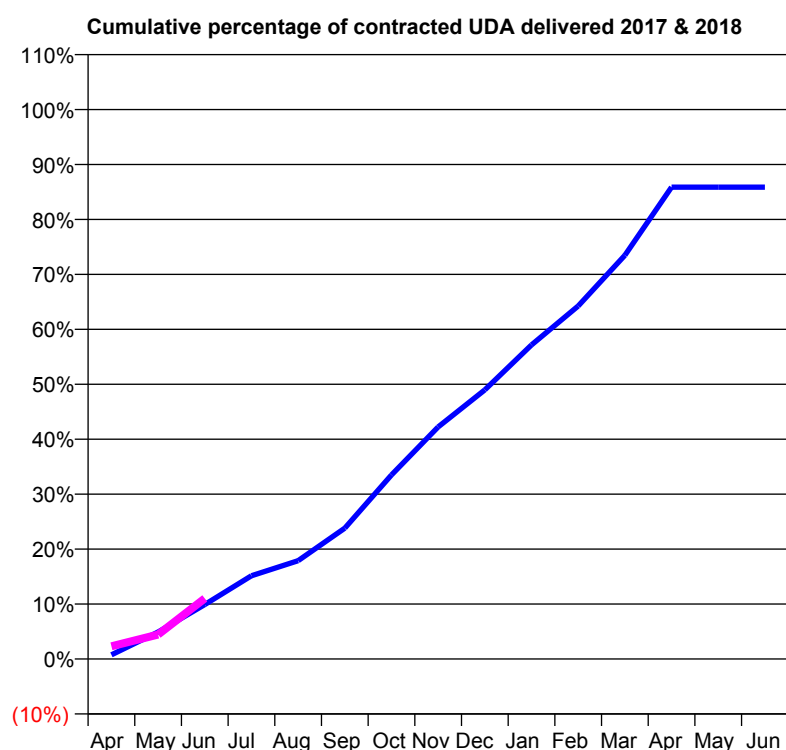
17/18 Contracted general activity (UDA)	1,306
Carry forward general activity (UDA)	0
17/18 Contracted orthodontic activity (UOA)	0
Carry forward orthodontic activity (UOA)	0
Baseline contract value	£42,516.97

ACCESS*

Patients seen in 24 months	Total	Change since previous quarter
Quarter ending June 2016	496	
Quarter ending September 2016	502	→
Quarter ending December 2016	498	→
Quarter ending March 2017	515	↑
Quarter ending June 2017	509	↓
Variance since June 2016	2.6%	↑



ACTIVITY



Month	Adjusted Scheduled Activity (UDA)	
	2017	2018
April	10	30
May	64	58
June	129	144
July	198	
August	234	
September	311	
October	437	
November	552	
December	640	
January	747	
February	839	
March	959	
April	1,122	
May	1,122	
June	1,122	

QUALITY

	Quantity	Base Number	Contract	AT	Region	England
% of FP17s for the same patient ID Re-attending within 3 months - Children	22	222	9.9%	9.4%	11.6%	12.0%
% of FP17s for the same patient ID Re-attending within 3 months - Adults	0	0	N/A	15.1%	15.9%	16.0%
% of FP17s for the same patient ID Re-attending between 3 & 9 months - Children	164	222	73.9%	59.5%	60.4%	58.0%
% of FP17s for the same patient ID Re-attending between 3 & 9 months - Adults	0	0	N/A	51.8%	52.3%	50.9%
% of FP17s for Band 1 Urgent Courses	6	116	5.2%	9.5%	9.5%	9.1%
% of FP17s Relating to Free Repair or Replacements	0	116	0.0%	0.6%	0.7%	0.8%
% of FP17s Relating to Continuations	1	116	0.9%	1.0%	1.0%	1.1%
% of Patients satisfied with the dentistry they have received	1	1	N/A	90.8%	91.9%	91.7%
% of Patients satisfied with the time they had to wait for an appointment	1	1	N/A	87.8%	88.0%	88.0%

* This is based on patients treated on this contract for their most recent course of treatment. Figures in italics indicate the base number of FP17s or Patient Questionnaire responses are less than 100. N/A is shown where the base number of responses is less than 10 during the period. % is calculated as Quantity/Base number*100

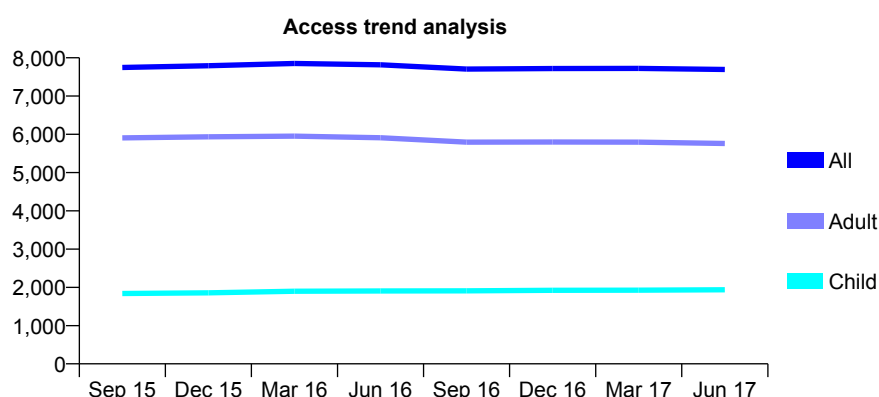
Q68 - Vital Signs At a Glance Contract Report for 131970/0001 - June 2017

Name or company name	Colin Bunce Limited
Contract type name	GDS Contract
Purpose of contract	General
Contract start date	01/11/2010
Contract end date	

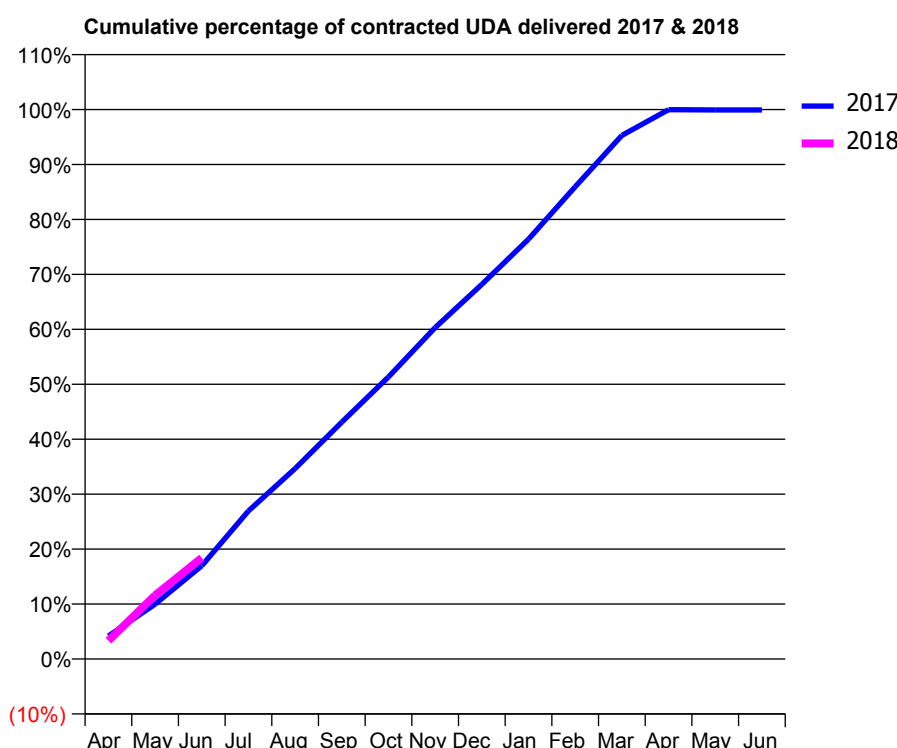
17/18 Contracted general activity (UDA)	24,568
Carry forward general activity (UDA)	0
17/18 Contracted orthodontic activity (UOA)	0
Carry forward orthodontic activity (UOA)	0
Baseline contract value	£606,025.71

ACCESS*

Patients seen in 24 months	Total	Change since previous quarter
Quarter ending June 2016	7,816	
Quarter ending September 2016	7,705	↓
Quarter ending December 2016	7,721	→
Quarter ending March 2017	7,722	→
Quarter ending June 2017	7,694	→
Variance since June 2016	(1.6%)	↓



ACTIVITY



Adjusted Scheduled Activity (UDA)		
Month	2017	2018
April	1,028	820
May	2,456	2,848
June	4,171	4,524
July	6,621	
August	8,514	
September	10,590	
October	12,611	
November	14,819	
December	16,748	
January	18,771	
February	21,114	
March	23,411	
April	24,563	
May	24,551	
June	24,549	

QUALITY

	Quantity	Base Number	Contract	AT	Region	England
% of FP17s for the same patient ID Re-attending within 3 months - Children	80	774	10.3%	9.4%	11.6%	12.0%
% of FP17s for the same patient ID Re-attending within 3 months - Adults	217	2,091	10.4%	15.1%	15.9%	16.0%
% of FP17s for the same patient ID Re-attending between 3 & 9 months - Children	529	774	68.3%	59.5%	60.4%	58.0%
% of FP17s for the same patient ID Re-attending between 3 & 9 months - Adults	1,427	2,091	68.2%	51.8%	52.3%	50.9%
% of FP17s for Band 1 Urgent Courses	122	2,354	5.2%	9.5%	9.5%	9.1%
% of FP17s Relating to Free Repair or Replacements	22	2,354	0.9%	0.6%	0.7%	0.8%
% of FP17s Relating to Continuations	18	2,354	0.8%	1.0%	1.0%	1.1%
% of Patients satisfied with the dentistry they have received	9	10	90.0%	90.8%	91.9%	91.7%
% of Patients satisfied with the time they had to wait for an appointment	8	10	80.0%	87.8%	88.0%	88.0%

* This is based on patients treated on this contract for their most recent course of treatment. Figures in italics indicate the base number of FP17s or Patient Questionnaire responses are less than 100. N/A is shown where the base number of responses is less than 10 during the period. % is calculated as Quantity/Base number*100

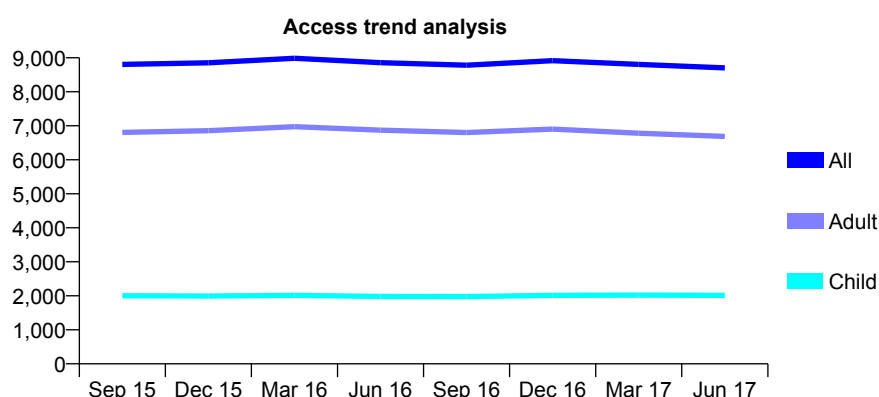
Q68 - Vital Signs At a Glance Contract Report for 132012/0001 - June 2017

Name or company name	Mr RK Sethi and Mr J Patel
Contract type name	GDS Contract
Purpose of contract	General
Contract start date	01/05/2011
Contract end date	

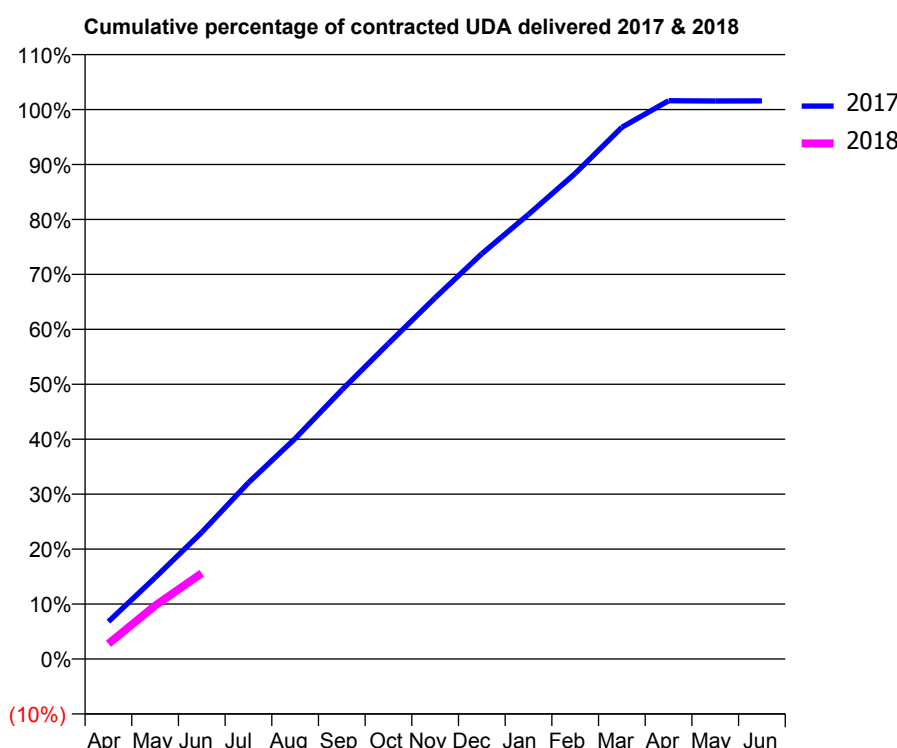
17/18 Contracted general activity (UDA)	20,609
Carry forward general activity (UDA)	0
17/18 Contracted orthodontic activity (UOA)	0
Carry forward orthodontic activity (UOA)	0
Baseline contract value	£498,295.17

ACCESS*

Patients seen in 24 months	Total	Change since previous quarter
Quarter ending June 2016	8,856	
Quarter ending September 2016	8,781	→
Quarter ending December 2016	8,915	→
Quarter ending March 2017	8,804	↓
Quarter ending June 2017	8,702	↓
Variance since June 2016	(1.7%)	↓



ACTIVITY



Adjusted Scheduled Activity (UDA)		
Month	2017	2018
April	1,401	574
May	3,054	2,003
June	4,753	3,217
July	6,615	
August	8,269	
September	10,091	
October	11,837	
November	13,549	
December	15,201	
January	16,676	
February	18,214	
March	19,943	
April	20,938	
May	20,927	
June	20,931	

QUALITY

	Quantity	Base Number	Contract	AT	Region	England
% of FP17s for the same patient ID Re-attending within 3 months - Children	42	597	7.0%	9.4%	11.6%	12.0%
% of FP17s for the same patient ID Re-attending within 3 months - Adults	222	1,893	11.7%	15.1%	15.9%	16.0%
% of FP17s for the same patient ID Re-attending between 3 & 9 months - Children	300	597	50.3%	59.5%	60.4%	58.0%
% of FP17s for the same patient ID Re-attending between 3 & 9 months - Adults	912	1,893	48.2%	51.8%	52.3%	50.9%
% of FP17s for Band 1 Urgent Courses	141	1,767	8.0%	9.5%	9.5%	9.1%
% of FP17s Relating to Free Repair or Replacements	8	1,767	0.5%	0.6%	0.7%	0.8%
% of FP17s Relating to Continuations	5	1,767	0.3%	1.0%	1.0%	1.1%
% of Patients satisfied with the dentistry they have received	11	12	91.7%	90.8%	91.9%	91.7%
% of Patients satisfied with the time they had to wait for an appointment	9	12	75.0%	87.8%	88.0%	88.0%

* This is based on patients treated on this contract for their most recent course of treatment. Figures in italics indicate the base number of FP17s or Patient Questionnaire responses are less than 100. N/A is shown where the base number of responses is less than 10 during the period. % is calculated as Quantity/Base number*100

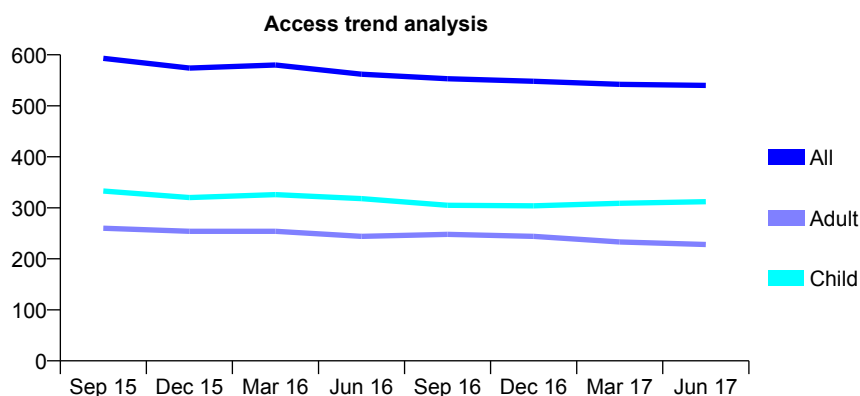
Q68 - Vital Signs At a Glance Contract Report for 132772/0001 - June 2017

Name or company name	The Sutton Dental Practice Ltd
Contract type name	GDS Contract
Purpose of contract	General
Contract start date	01/06/2011
Contract end date	

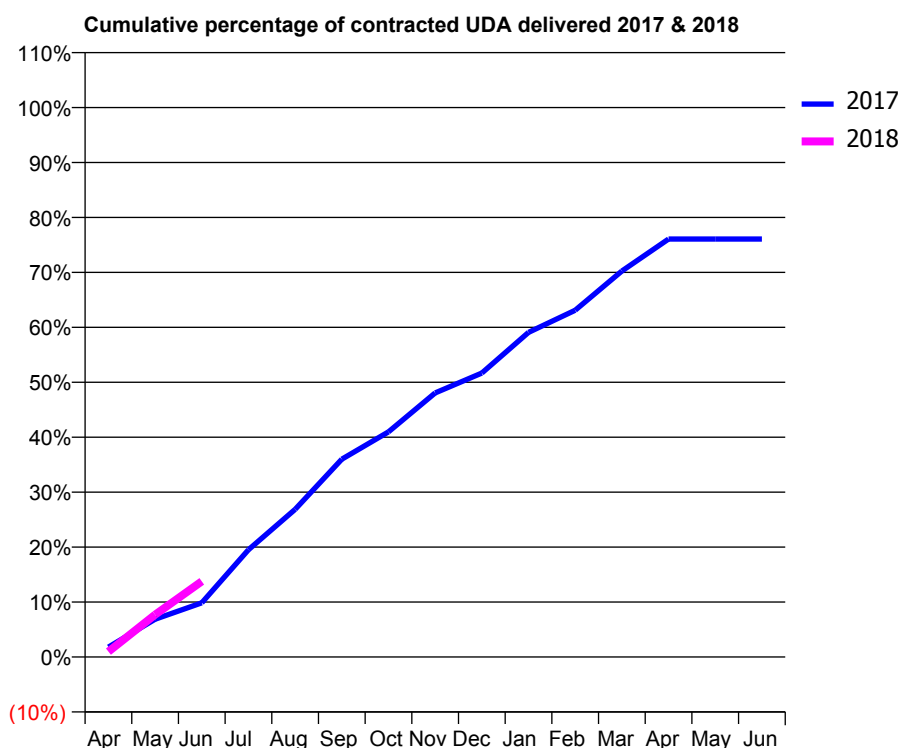
17/18 Contracted general activity (UDA)	1,450
Carry forward general activity (UDA)	0
17/18 Contracted orthodontic activity (UOA)	0
Carry forward orthodontic activity (UOA)	0
Baseline contract value	£42,820.42

ACCESS*

Patients seen in 24 months	Total	Change since previous quarter
Quarter ending June 2016	562	
Quarter ending September 2016	553	↓
Quarter ending December 2016	548	→
Quarter ending March 2017	542	↓
Quarter ending June 2017	540	→
Variance since June 2016	(3.9%)	↓



ACTIVITY



Adjusted Scheduled Activity (UDA)		
Month	2017	2018
April	26	14
May	100	112
June	143	200
July	283	
August	390	
September	522	
October	594	
November	697	
December	749	
January	857	
February	915	
March	1,019	
April	1,103	
May	1,103	
June	1,103	

QUALITY

	Quantity	Base Number	Contract	AT	Region	England
% of FP17s for the same patient ID Re-attending within 3 months - Children	7	103	6.8%	9.4%	11.6%	12.0%
% of FP17s for the same patient ID Re-attending within 3 months - Adults	16	61	26.2%	15.1%	15.9%	16.0%
% of FP17s for the same patient ID Re-attending between 3 & 9 months - Children	56	103	54.4%	59.5%	60.4%	58.0%
% of FP17s for the same patient ID Re-attending between 3 & 9 months - Adults	24	61	39.3%	51.8%	52.3%	50.9%
% of FP17s for Band 1 Urgent Courses	14	133	10.5%	9.5%	9.5%	9.1%
% of FP17s Relating to Free Repair or Replacements	0	133	0.0%	0.6%	0.7%	0.8%
% of FP17s Relating to Continuations	2	133	1.5%	1.0%	1.0%	1.1%
% of Patients satisfied with the dentistry they have received	0	0	N/A	90.8%	91.9%	91.7%
% of Patients satisfied with the time they had to wait for an appointment	0	0	N/A	87.8%	88.0%	88.0%

* This is based on patients treated on this contract for their most recent course of treatment. Figures in italics indicate the base number of FP17s or Patient Questionnaire responses are less than 100. N/A is shown where the base number of responses is less than 10 during the period. % is calculated as Quantity/Base number*100

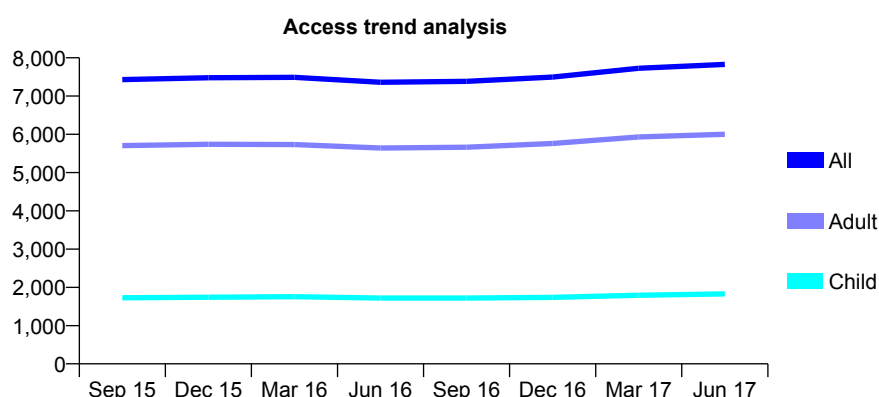
Q68 - Vital Signs At a Glance Contract Report for 132888/0001 - June 2017

Name or company name	Lowcroft Dental Surgery Ltd
Contract type name	GDS Contract
Purpose of contract	General
Contract start date	01/01/2013
Contract end date	

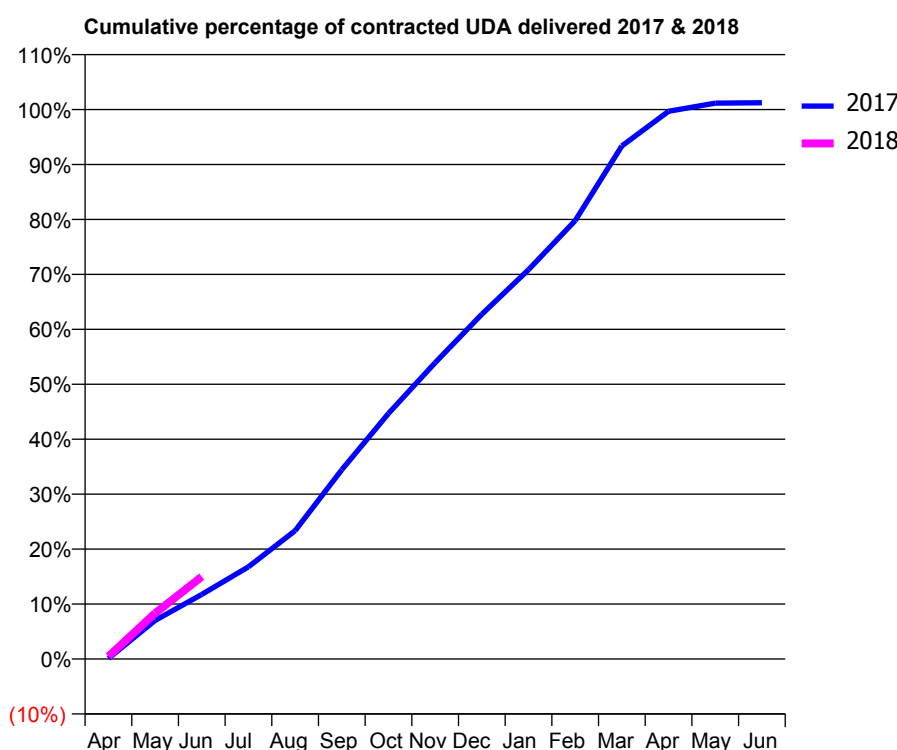
17/18 Contracted general activity (UDA)	22,217
Carry forward general activity (UDA)	0
17/18 Contracted orthodontic activity (UOA)	0
Carry forward orthodontic activity (UOA)	0
Baseline contract value	£584,971.61

ACCESS*

Patients seen in 24 months	Total	Change since previous quarter
Quarter ending June 2016	7,360	
Quarter ending September 2016	7,384	→
Quarter ending December 2016	7,495	→
Quarter ending March 2017	7,727	↑
Quarter ending June 2017	7,829	→
Variance since June 2016	6.4%	↑



ACTIVITY



Adjusted Scheduled Activity (UDA)		
Month	2017	2018
April	25	107
May	1,560	1,852
June	2,615	3,329
July	3,730	
August	5,188	
September	7,652	
October	9,928	
November	11,984	
December	13,940	
January	15,739	
February	17,722	
March	20,743	
April	22,148	
May	22,476	
June	22,490	

QUALITY

	Quantity	Base Number	Contract	AT	Region	England
% of FP17s for the same patient ID Re-attending within 3 months - Children	34	562	6.0%	9.4%	11.6%	12.0%
% of FP17s for the same patient ID Re-attending within 3 months - Adults	262	1,894	13.8%	15.1%	15.9%	16.0%
% of FP17s for the same patient ID Re-attending between 3 & 9 months - Children	341	562	60.7%	59.5%	60.4%	58.0%
% of FP17s for the same patient ID Re-attending between 3 & 9 months - Adults	1,060	1,894	56.0%	51.8%	52.3%	50.9%
% of FP17s for Band 1 Urgent Courses	81	1,721	4.7%	9.5%	9.5%	9.1%
% of FP17s Relating to Free Repair or Replacements	21	1,721	1.2%	0.6%	0.7%	0.8%
% of FP17s Relating to Continuations	23	1,721	1.3%	1.0%	1.0%	1.1%
% of Patients satisfied with the dentistry they have received	8	11	72.7%	90.8%	91.9%	91.7%
% of Patients satisfied with the time they had to wait for an appointment	8	11	72.7%	87.8%	88.0%	88.0%

* This is based on patients treated on this contract for their most recent course of treatment. Figures in italics indicate the base number of FP17s or Patient Questionnaire responses are less than 100. N/A is shown where the base number of responses is less than 10 during the period. % is calculated as Quantity/Base number*100

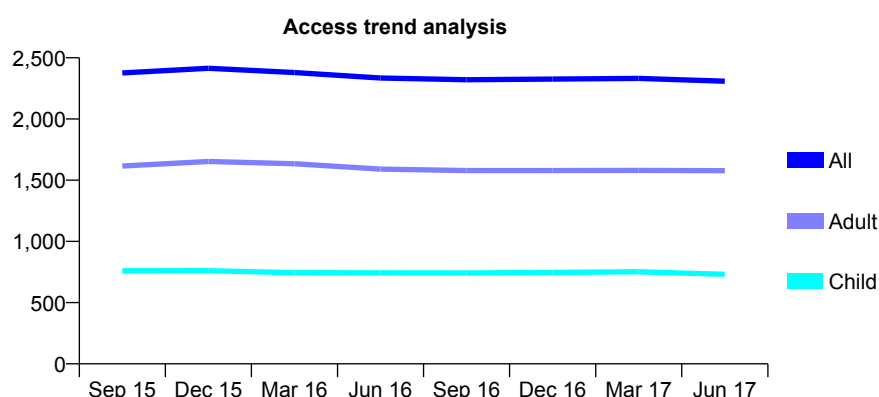
Q68 - Vital Signs At a Glance Contract Report for 133817/0001 - June 2017

Name or company name	Mr A Patel
Contract type name	GDS Contract
Purpose of contract	General
Contract start date	01/12/2013
Contract end date	

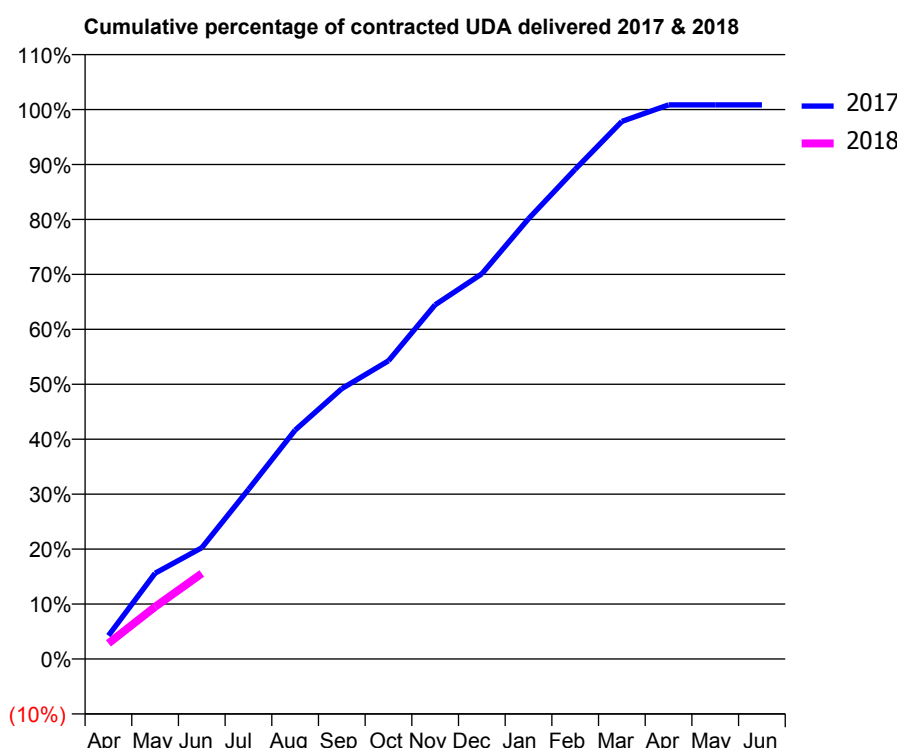
17/18 Contracted general activity (UDA)	6,536
Carry forward general activity (UDA)	0
17/18 Contracted orthodontic activity (UOA)	0
Carry forward orthodontic activity (UOA)	0
Baseline contract value	£200,908.89

ACCESS*

Patients seen in 24 months	Total	Change since previous quarter
Quarter ending June 2016	2,335	
Quarter ending September 2016	2,321	→
Quarter ending December 2016	2,326	→
Quarter ending March 2017	2,332	→
Quarter ending June 2017	2,309	→
Variance since June 2016	(1.1%)	↓



ACTIVITY



Adjusted Scheduled Activity (UDA)		
Month	2017	2018
April	279	187
May	1,020	621
June	1,324	1,018
July	2,017	
August	2,723	
September	3,215	
October	3,547	
November	4,214	
December	4,581	
January	5,236	
February	5,826	
March	6,394	
April	6,591	
May	6,591	
June	6,591	

QUALITY

	Quantity	Base Number	Contract	AT	Region	England
% of FP17s for the same patient ID Re-attending within 3 months - Children	10	201	5.0%	9.4%	11.6%	12.0%
% of FP17s for the same patient ID Re-attending within 3 months - Adults	41	479	8.6%	15.1%	15.9%	16.0%
% of FP17s for the same patient ID Re-attending between 3 & 9 months - Children	139	201	69.2%	59.5%	60.4%	58.0%
% of FP17s for the same patient ID Re-attending between 3 & 9 months - Adults	330	479	68.9%	51.8%	52.3%	50.9%
% of FP17s for Band 1 Urgent Courses	16	565	2.8%	9.5%	9.5%	9.1%
% of FP17s Relating to Free Repair or Replacements	4	565	0.7%	0.6%	0.7%	0.8%
% of FP17s Relating to Continuations	3	565	0.5%	1.0%	1.0%	1.1%
% of Patients satisfied with the dentistry they have received	2	2	N/A	90.8%	91.9%	91.7%
% of Patients satisfied with the time they had to wait for an appointment	2	2	N/A	87.8%	88.0%	88.0%

* This is based on patients treated on this contract for their most recent course of treatment. Figures in italics indicate the base number of FP17s or Patient Questionnaire responses are less than 100. N/A is shown where the base number of responses is less than 10 during the period. % is calculated as Quantity/Base number*100

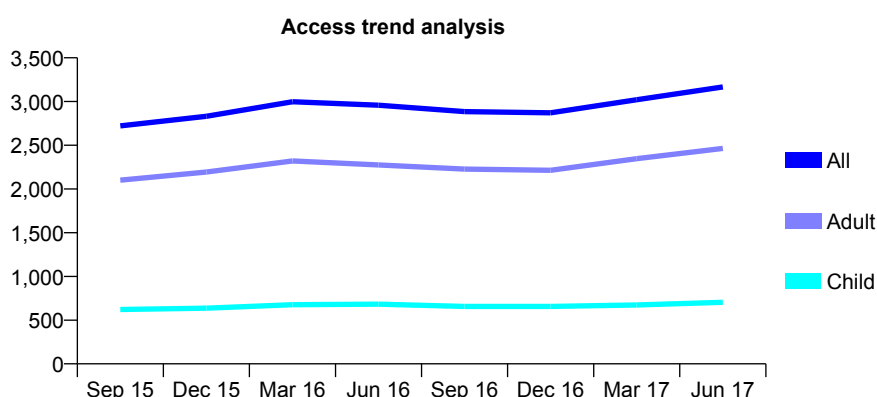
Q68 - Vital Signs At a Glance Contract Report for 134023/0001 - June 2017

Name or company name	Bright Dental Clinic Limited
Contract type name	GDS Contract
Purpose of contract	General
Contract start date	01/04/2014
Contract end date	

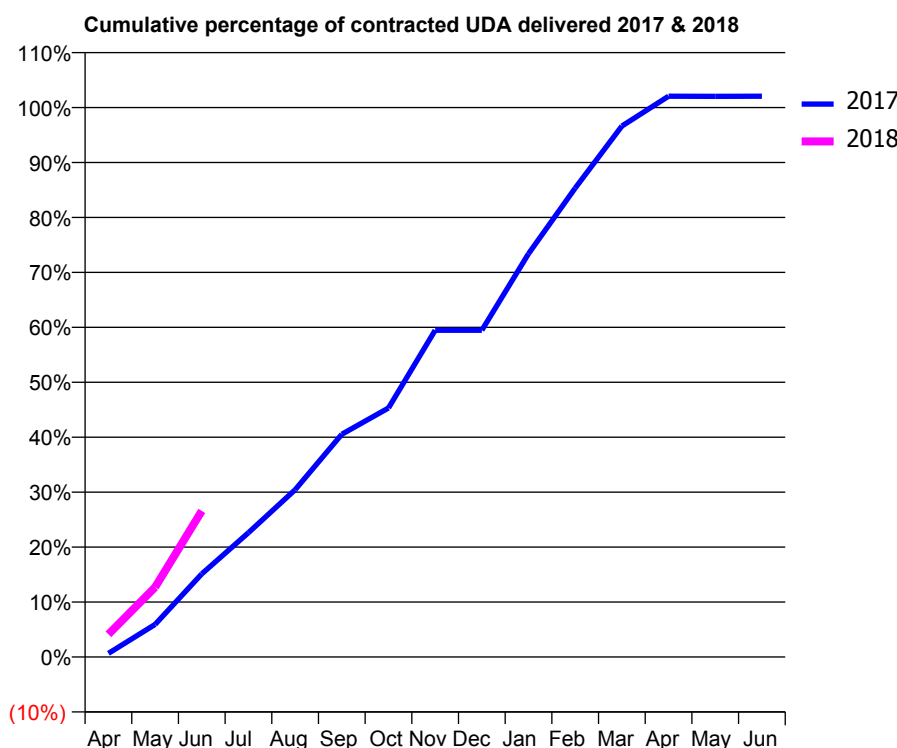
17/18 Contracted general activity (UDA)	7,557
Carry forward general activity (UDA)	0
17/18 Contracted orthodontic activity (UOA)	0
Carry forward orthodontic activity (UOA)	0
Baseline contract value	£193,382.18

ACCESS*

Patients seen in 24 months	Total	Change since previous quarter
Quarter ending June 2016	2,958	
Quarter ending September 2016	2,885	↓
Quarter ending December 2016	2,871	→
Quarter ending March 2017	3,021	↑
Quarter ending June 2017	3,167	↑
Variance since June 2016	7.1%	↑



ACTIVITY



Adjusted Scheduled Activity (UDA)		
Month	2017	2018
April	51	313
May	449	959
June	1,143	2,009
July	1,711	
August	2,300	
September	3,064	
October	3,425	
November	4,493	
December	4,493	
January	5,547	
February	6,449	
March	7,302	
April	7,712	
May	7,711	
June	7,712	

QUALITY

	Quantity	Base Number	Contract	AT	Region	England
% of FP17s for the same patient ID Re-attending within 3 months - Children	24	299	8.0%	9.4%	11.6%	12.0%
% of FP17s for the same patient ID Re-attending within 3 months - Adults	123	875	14.1%	15.1%	15.9%	16.0%
% of FP17s for the same patient ID Re-attending between 3 & 9 months - Children	140	299	46.8%	59.5%	60.4%	58.0%
% of FP17s for the same patient ID Re-attending between 3 & 9 months - Adults	300	875	34.3%	51.8%	52.3%	50.9%
% of FP17s for Band 1 Urgent Courses	153	971	15.8%	9.5%	9.5%	9.1%
% of FP17s Relating to Free Repair or Replacements	2	971	0.2%	0.6%	0.7%	0.8%
% of FP17s Relating to Continuations	0	971	0.0%	1.0%	1.0%	1.1%
% of Patients satisfied with the dentistry they have received	1	1	N/A	90.8%	91.9%	91.7%
% of Patients satisfied with the time they had to wait for an appointment	0	1	N/A	87.8%	88.0%	88.0%

* This is based on patients treated on this contract for their most recent course of treatment. Figures in italics indicate the base number of FP17s or Patient Questionnaire responses are less than 100. N/A is shown where the base number of responses is less than 10 during the period. % is calculated as Quantity/Base number*100

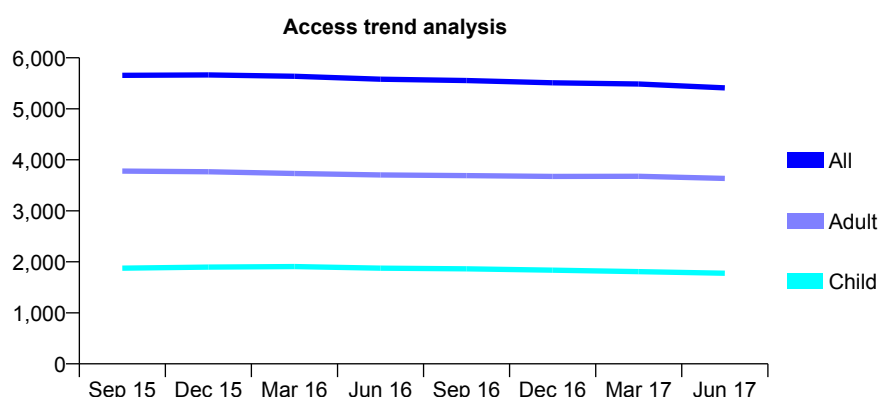
Q68 - Vital Signs At a Glance Contract Report for 134635/0001 - June 2017

Name or company name	The Bosham Clinic Limited
Contract type name	GDS Contract
Purpose of contract	General
Contract start date	01/04/2011
Contract end date	

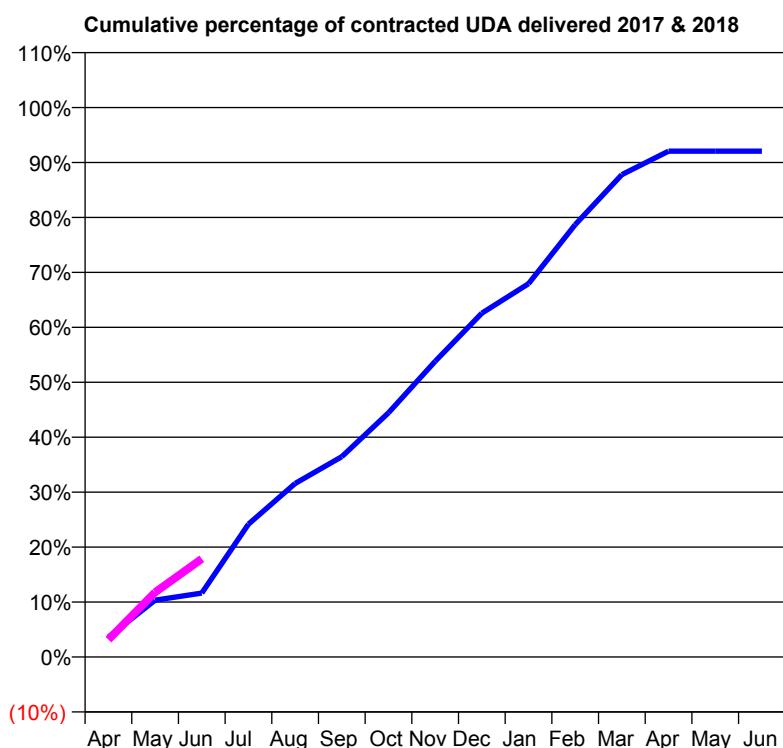
17/18 Contracted general activity (UDA)	16,055
Carry forward general activity (UDA)	0
17/18 Contracted orthodontic activity (UOA)	0
Carry forward orthodontic activity (UOA)	0
Baseline contract value	£410,748.96

ACCESS*

Patients seen in 24 months	Total	Change since previous quarter
Quarter ending June 2016	5,580	
Quarter ending September 2016	5,553	→
Quarter ending December 2016	5,510	→
Quarter ending March 2017	5,485	→
Quarter ending June 2017	5,411	↓
Variance since June 2016	(3.0%)	↓



ACTIVITY



Month	Adjusted Scheduled Activity (UDA)	
	2017	2018
April	581	507
May	1,661	1,893
June	1,868	2,870
July	3,884	
August	5,069	
September	5,854	
October	7,135	
November	8,638	
December	10,047	
January	10,905	
February	12,633	
March	14,096	
April	14,780	
May	14,780	
June	14,780	

QUALITY

	Quantity	Base Number	Contract	AT	Region	England
% of FP17s for the same patient ID Re-attending within 3 months - Children	42	620	6.8%	9.4%	11.6%	12.0%
% of FP17s for the same patient ID Re-attending within 3 months - Adults	207	1,375	15.1%	15.1%	15.9%	16.0%
% of FP17s for the same patient ID Re-attending between 3 & 9 months - Children	427	620	68.9%	59.5%	60.4%	58.0%
% of FP17s for the same patient ID Re-attending between 3 & 9 months - Adults	888	1,375	64.6%	51.8%	52.3%	50.9%
% of FP17s for Band 1 Urgent Courses	72	1,673	4.3%	9.5%	9.5%	9.1%
% of FP17s Relating to Free Repair or Replacements	6	1,673	0.4%	0.6%	0.7%	0.8%
% of FP17s Relating to Continuations	40	1,673	2.4%	1.0%	1.0%	1.1%
% of Patients satisfied with the dentistry they have received	6	7	N/A	90.8%	91.9%	91.7%
% of Patients satisfied with the time they had to wait for an appointment	7	7	N/A	87.8%	88.0%	88.0%

* This is based on patients treated on this contract for their most recent course of treatment. Figures in italics indicate the base number of FP17s or Patient Questionnaire responses are less than 100. N/A is shown where the base number of responses is less than 10 during the period. % is calculated as Quantity/Base number*100

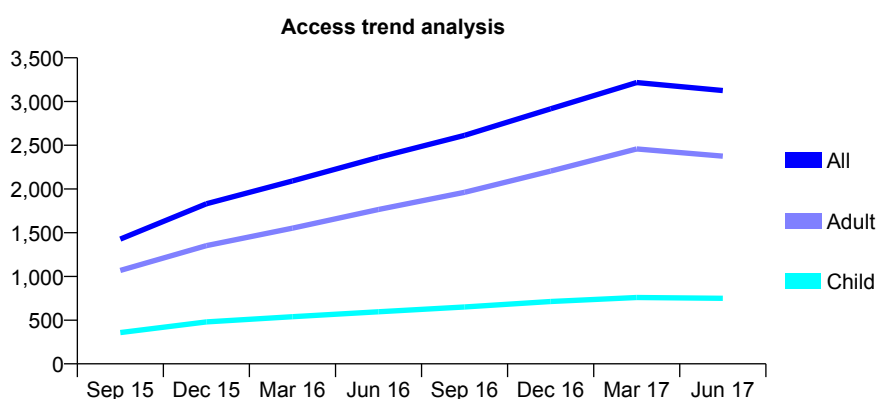
Q68 - Vital Signs At a Glance Contract Report for 137006/0001 - June 2017

Name or company name	Mr R M Qureshi and Mr W Akhtar
Contract type name	GDS Contract
Purpose of contract	General
Contract start date	01/04/2015
Contract end date	

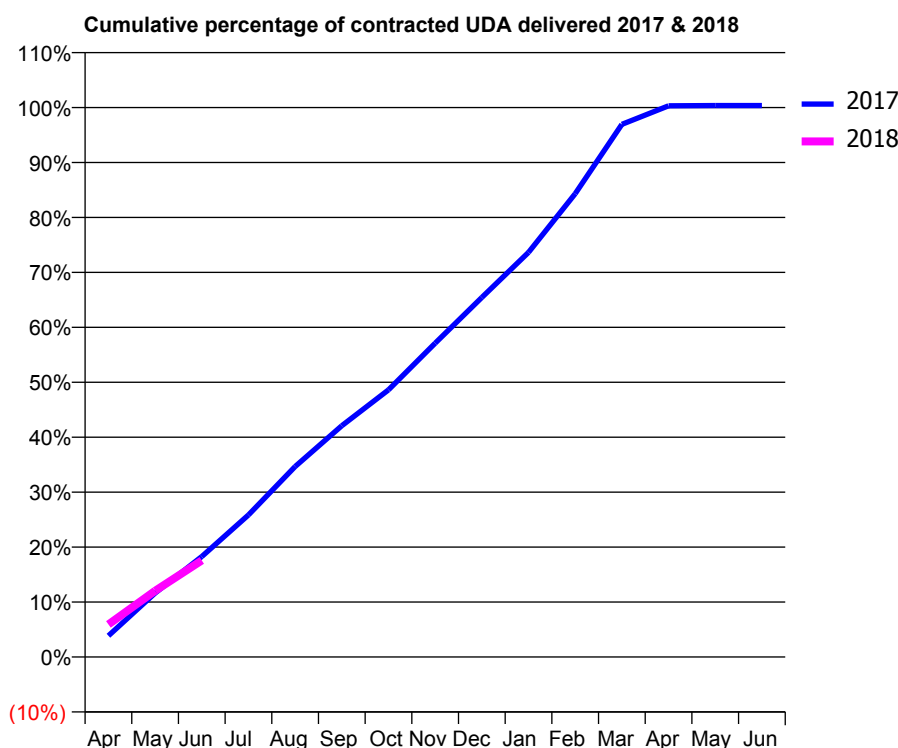
17/18 Contracted general activity (UDA)	8,158
Carry forward general activity (UDA)	0
17/18 Contracted orthodontic activity (UOA)	0
Carry forward orthodontic activity (UOA)	0
Baseline contract value	£191,862.66

ACCESS*

Patients seen in 24 months	Total	Change since previous quarter
Quarter ending June 2016	2,362	
Quarter ending September 2016	2,613	↑
Quarter ending December 2016	2,917	↑
Quarter ending March 2017	3,217	↑
Quarter ending June 2017	3,126	↓
Variance since June 2016	32.3%	↑



ACTIVITY



Month	Adjusted Scheduled Activity (UDA)	
	2017	2018
April	315	484
May	949	983
June	1,493	1,433
July	2,108	
August	2,828	
September	3,434	
October	3,967	
November	4,658	
December	5,338	
January	6,007	
February	6,879	
March	7,909	
April	8,184	
May	8,187	
June	8,187	

QUALITY

	Quantity	Base Number	Contract	AT	Region	England
% of FP17s for the same patient ID Re-attending within 3 months - Children	16	204	7.8%	9.4%	11.6%	12.0%
% of FP17s for the same patient ID Re-attending within 3 months - Adults	73	530	13.8%	15.1%	15.9%	16.0%
% of FP17s for the same patient ID Re-attending between 3 & 9 months - Children	86	204	42.2%	59.5%	60.4%	58.0%
% of FP17s for the same patient ID Re-attending between 3 & 9 months - Adults	181	530	34.2%	51.8%	52.3%	50.9%
% of FP17s for Band 1 Urgent Courses	102	648	15.7%	9.5%	9.5%	9.1%
% of FP17s Relating to Free Repair or Replacements	1	648	0.2%	0.6%	0.7%	0.8%
% of FP17s Relating to Continuations	3	648	0.5%	1.0%	1.0%	1.1%
% of Patients satisfied with the dentistry they have received	2	2	N/A	90.8%	91.9%	91.7%
% of Patients satisfied with the time they had to wait for an appointment	1	2	N/A	87.8%	88.0%	88.0%

* This is based on patients treated on this contract for their most recent course of treatment. Figures in italics indicate the base number of FP17s or Patient Questionnaire responses are less than 100. N/A is shown where the base number of responses is less than 10 during the period. % is calculated as Quantity/Base number*100

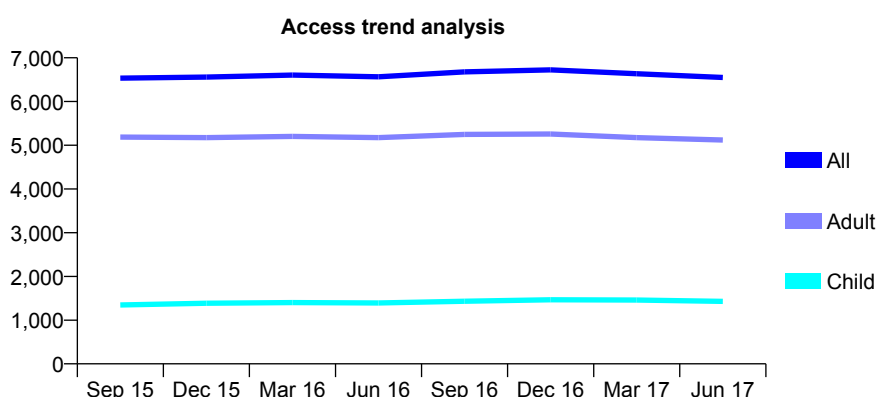
Q68 - Vital Signs At a Glance Contract Report for 137227/0001 - June 2017

Name or company name	Mr A Pangotra and Associates
Contract type name	GDS Contract
Purpose of contract	General
Contract start date	01/08/2012
Contract end date	

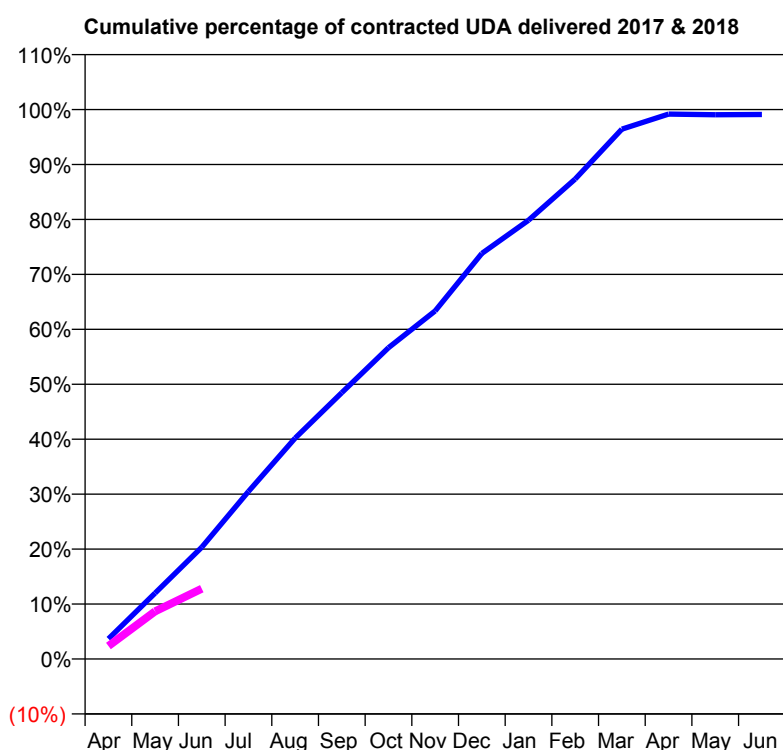
17/18 Contracted general activity (UDA)	23,000
Carry forward general activity (UDA)	0
17/18 Contracted orthodontic activity (UOA)	0
Carry forward orthodontic activity (UOA)	0
Baseline contract value	£673,005.92

ACCESS*

Patients seen in 24 months	Total	Change since previous quarter
Quarter ending June 2016	6,565	
Quarter ending September 2016	6,679	→
Quarter ending December 2016	6,723	→
Quarter ending March 2017	6,635	↓
Quarter ending June 2017	6,549	↓
Variance since June 2016	(0.2%)	→



ACTIVITY



Adjusted Scheduled Activity (UDA)		
Month	2017	2018
April	846	545
May	2,759	1,995
June	4,682	2,944
July	7,014	
August	9,246	
September	11,147	
October	13,031	
November	14,573	
December	16,976	
January	18,363	
February	20,093	
March	22,176	
April	22,806	
May	22,782	
June	22,794	

QUALITY

	Quantity	Base Number	Contract	AT	Region	England
% of FP17s for the same patient ID Re-attending within 3 months - Children	13	309	4.2%	9.4%	11.6%	12.0%
% of FP17s for the same patient ID Re-attending within 3 months - Adults	180	1,077	16.7%	15.1%	15.9%	16.0%
% of FP17s for the same patient ID Re-attending between 3 & 9 months - Children	167	309	54.0%	59.5%	60.4%	58.0%
% of FP17s for the same patient ID Re-attending between 3 & 9 months - Adults	502	1,077	46.6%	51.8%	52.3%	50.9%
% of FP17s for Band 1 Urgent Courses	165	1,164	14.2%	9.5%	9.5%	9.1%
% of FP17s Relating to Free Repair or Replacements	0	1,164	0.0%	0.6%	0.7%	0.8%
% of FP17s Relating to Continuations	6	1,164	0.5%	1.0%	1.0%	1.1%
% of Patients satisfied with the dentistry they have received	6	8	N/A	90.8%	91.9%	91.7%
% of Patients satisfied with the time they had to wait for an appointment	7	8	N/A	87.8%	88.0%	88.0%

* This is based on patients treated on this contract for their most recent course of treatment. Figures in italics indicate the base number of FP17s or Patient Questionnaire responses are less than 100. N/A is shown where the base number of responses is less than 10 during the period. % is calculated as Quantity/Base number*100

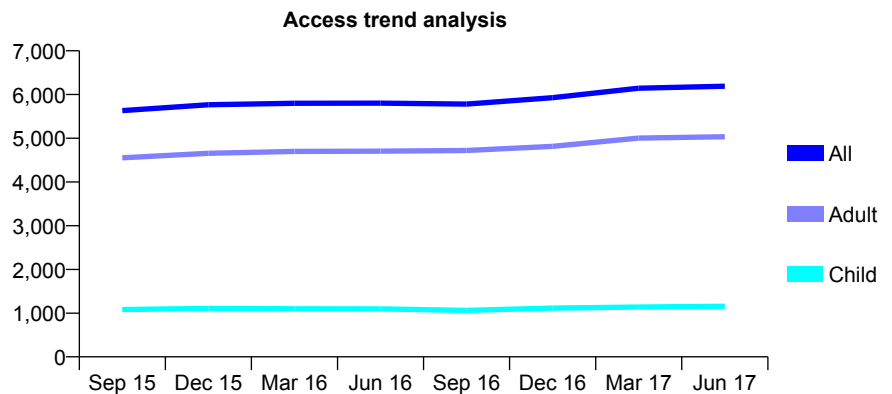
Q68 - Vital Signs At a Glance Contract Report for 138053/0001 - June 2017

Name or company name	Richmond House Practice Limited
Contract type name	GDS Contract
Purpose of contract	General
Contract start date	01/10/2011
Contract end date	

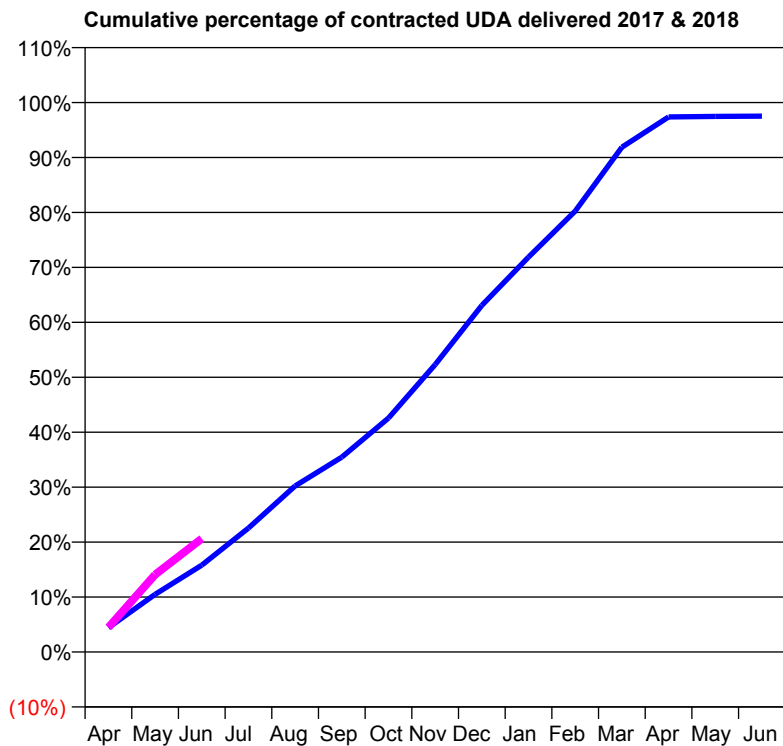
17/18 Contracted general activity (UDA)	16,550
Carry forward general activity (UDA)	0
17/18 Contracted orthodontic activity (UOA)	0
Carry forward orthodontic activity (UOA)	0
Baseline contract value	£456,581.05

ACCESS*

Patients seen in 24 months	Total	Change since previous quarter
Quarter ending June 2016	5,802	
Quarter ending September 2016	5,783	→
Quarter ending December 2016	5,928	↑
Quarter ending March 2017	6,143	↑
Quarter ending June 2017	6,191	→
Variance since June 2016	6.7%	↑



ACTIVITY



Adjusted Scheduled Activity (UDA)		
Month	2017	2018
April	732	743
May	1,736	2,332
June	2,618	3,414
July	3,735	
August	5,002	
September	5,871	
October	7,045	
November	8,656	
December	10,441	
January	11,894	
February	13,281	
March	15,203	
April	16,116	
May	16,131	
June	16,138	

QUALITY

	Quantity	Base Number	Contract	AT	Region	England
% of FP17s for the same patient ID Re-attending within 3 months - Children	24	475	5.1%	9.4%	11.6%	12.0%
% of FP17s for the same patient ID Re-attending within 3 months - Adults	208	1,754	11.9%	15.1%	15.9%	16.0%
% of FP17s for the same patient ID Re-attending between 3 & 9 months - Children	303	475	63.8%	59.5%	60.4%	58.0%
% of FP17s for the same patient ID Re-attending between 3 & 9 months - Adults	973	1,754	55.5%	51.8%	52.3%	50.9%
% of FP17s for Band 1 Urgent Courses	74	1,859	4.0%	9.5%	9.5%	9.1%
% of FP17s Relating to Free Repair or Replacements	8	1,859	0.4%	0.6%	0.7%	0.8%
% of FP17s Relating to Continuations	28	1,859	1.5%	1.0%	1.0%	1.1%
% of Patients satisfied with the dentistry they have received	8	8	N/A	90.8%	91.9%	91.7%
% of Patients satisfied with the time they had to wait for an appointment	6	8	N/A	87.8%	88.0%	88.0%

* This is based on patients treated on this contract for their most recent course of treatment. Figures in italics indicate the base number of FP17s or Patient Questionnaire responses are less than 100. N/A is shown where the base number of responses is less than 10 during the period. % is calculated as Quantity/Base number*100

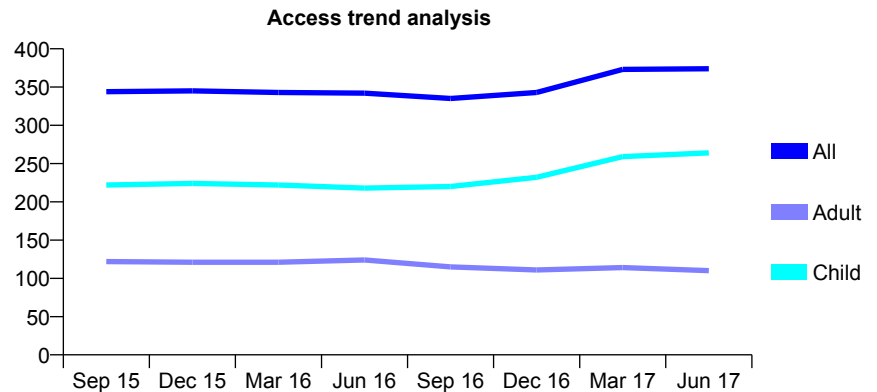
Q68 - Vital Signs At a Glance Contract Report for 141011/0001 - June 2017

Name or company name	APF Dental Practice
Contract type name	GDS Contract
Purpose of contract	General
Contract start date	01/04/2006
Contract end date	

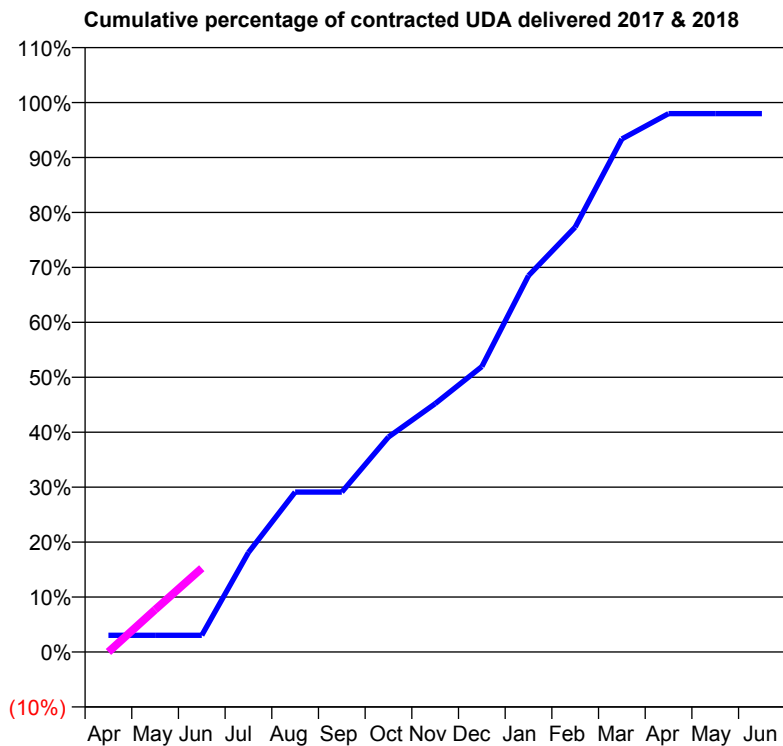
17/18 Contracted general activity (UDA)	830
Carry forward general activity (UDA)	0
17/18 Contracted orthodontic activity (UOA)	0
Carry forward orthodontic activity (UOA)	0
Baseline contract value	£23,043.20

ACCESS*

Patients seen in 24 months	Total	Change since previous quarter
Quarter ending June 2016	342	
Quarter ending September 2016	335	↓
Quarter ending December 2016	343	↑
Quarter ending March 2017	373	↑
Quarter ending June 2017	374	→
Variance since June 2016	9.4%	↑



ACTIVITY



Adjusted Scheduled Activity (UDA)		
Month	2017	2018
April	25	0
May	25	64
June	25	127
July	150	
August	242	
September	242	
October	325	
November	375	
December	431	
January	568	
February	642	
March	775	
April	813	
May	813	
June	813	

QUALITY

	Quantity	Base Number	Contract	AT	Region	England
% of FP17s for the same patient ID Re-attending within 3 months - Children	10	91	11.0%	9.4%	11.6%	12.0%
% of FP17s for the same patient ID Re-attending within 3 months - Adults	6	36	16.7%	15.1%	15.9%	16.0%
% of FP17s for the same patient ID Re-attending between 3 & 9 months - Children	63	91	69.2%	59.5%	60.4%	58.0%
% of FP17s for the same patient ID Re-attending between 3 & 9 months - Adults	19	36	52.8%	51.8%	52.3%	50.9%
% of FP17s for Band 1 Urgent Courses	8	101	7.9%	9.5%	9.5%	9.1%
% of FP17s Relating to Free Repair or Replacements	0	101	0.0%	0.6%	0.7%	0.8%
% of FP17s Relating to Continuations	0	101	0.0%	1.0%	1.0%	1.1%
% of Patients satisfied with the dentistry they have received	0	0	N/A	90.8%	91.9%	91.7%
% of Patients satisfied with the time they had to wait for an appointment	0	0	N/A	87.8%	88.0%	88.0%

* This is based on patients treated on this contract for their most recent course of treatment. Figures in italics indicate the base number of FP17s or Patient Questionnaire responses are less than 100. N/A is shown where the base number of responses is less than 10 during the period. % is calculated as Quantity/Base number*100

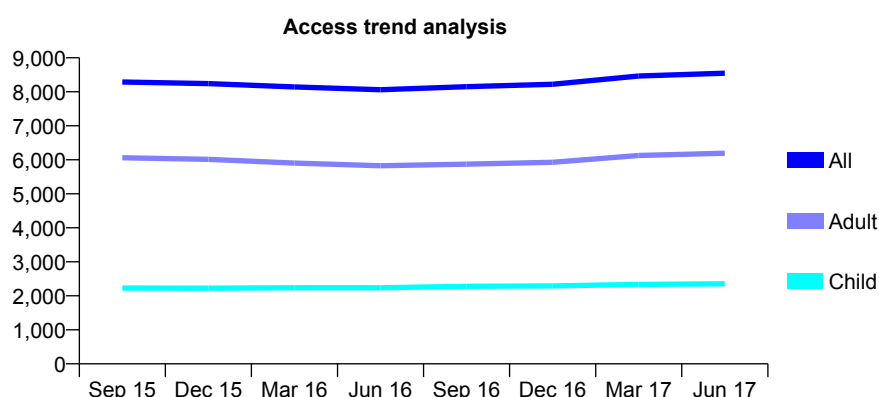
Q68 - Vital Signs At a Glance Contract Report for 141127/0001 - June 2017

Name or company name	Mr S A Butt & Mr S Butt
Contract type name	Pilot Contract
Purpose of contract	General
Contract start date	01/08/2011
Contract end date	

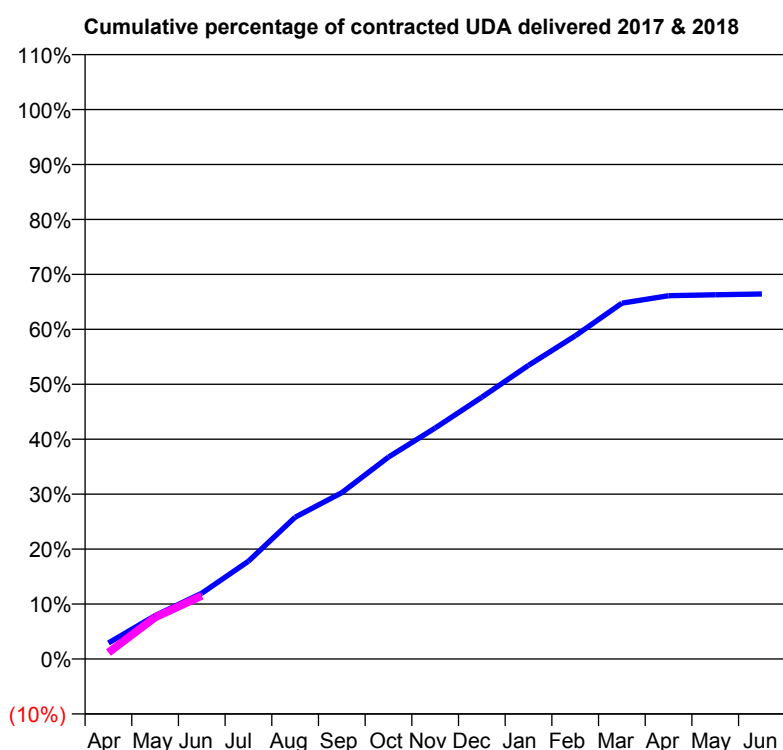
17/18 Contracted general activity (UDA)	31,276
Carry forward general activity (UDA)	0
17/18 Contracted orthodontic activity (UOA)	0
Carry forward orthodontic activity (UOA)	0
Baseline contract value	£746,604.94

ACCESS*

Patients seen in 24 months	Total	Change since previous quarter
Quarter ending June 2016	8,061	
Quarter ending September 2016	8,152	→
Quarter ending December 2016	8,223	→
Quarter ending March 2017	8,465	↑
Quarter ending June 2017	8,548	→
Variance since June 2016	6.0%	↑



ACTIVITY



Adjusted Scheduled Activity (UDA)		
Month	2017	2018
April	915	365
May	2,473	2,375
June	3,746	3,601
July	5,570	
August	8,075	
September	9,472	
October	11,496	
November	13,151	
December	14,899	
January	16,714	
February	18,391	
March	20,249	
April	20,681	
May	20,730	
June	20,778	

QUALITY

	Quantity	Base Number	Contract	AT	Region	England
% of FP17s for the same patient ID Re-attending within 3 months - Children	52	675	7.7%	9.4%	11.6%	12.0%
% of FP17s for the same patient ID Re-attending within 3 months - Adults	219	1,441	15.2%	15.1%	15.9%	16.0%
% of FP17s for the same patient ID Re-attending between 3 & 9 months - Children	295	675	43.7%	59.5%	60.4%	58.0%
% of FP17s for the same patient ID Re-attending between 3 & 9 months - Adults	424	1,441	29.4%	51.8%	52.3%	50.9%
% of FP17s for Band 1 Urgent Courses	188	1,578	11.9%	9.5%	9.5%	9.1%
% of FP17s Relating to Free Repair or Replacements	4	1,578	0.3%	0.6%	0.7%	0.8%
% of FP17s Relating to Continuations	4	1,578	0.3%	1.0%	1.0%	1.1%
% of Patients satisfied with the dentistry they have received	12	14	85.7%	90.8%	91.9%	91.7%
% of Patients satisfied with the time they had to wait for an appointment	10	14	71.4%	87.8%	88.0%	88.0%

* This is based on patients treated on this contract for their most recent course of treatment. Figures in italics indicate the base number of FP17s or Patient Questionnaire responses are less than 100. N/A is shown where the base number of responses is less than 10 during the period. % is calculated as Quantity/Base number*100

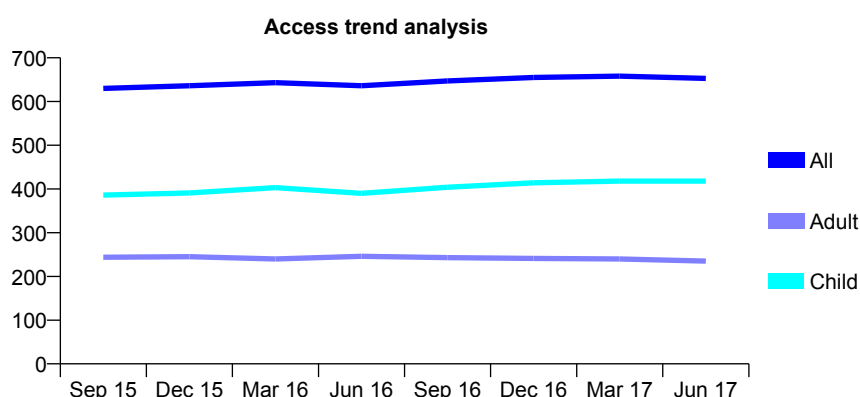
Q68 - Vital Signs At a Glance Contract Report for 141410/0001 - June 2017

Name or company name	Ucer Ltd
Contract type name	GDS Contract
Purpose of contract	General
Contract start date	01/10/2009
Contract end date	

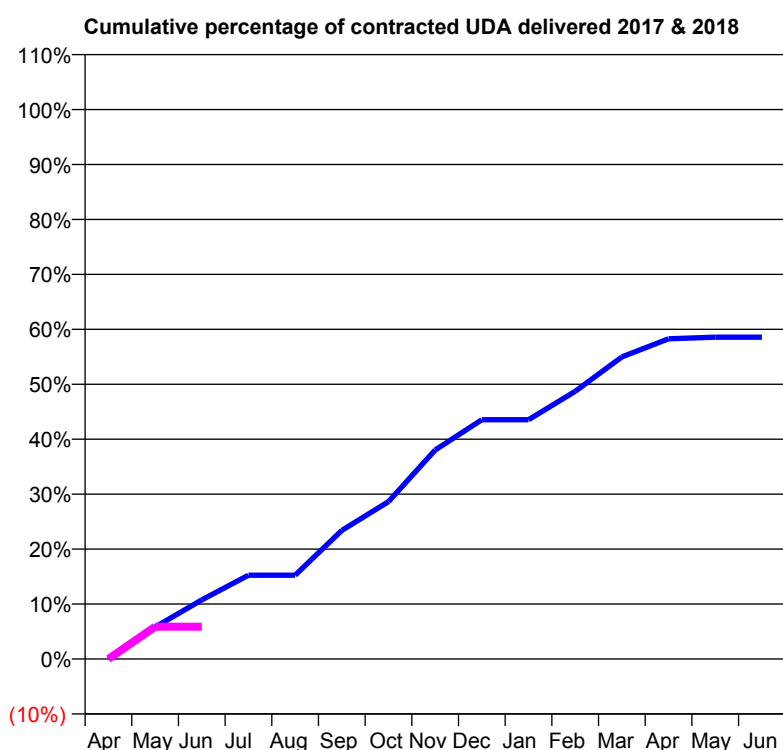
17/18 Contracted general activity (UDA)	2,500
Carry forward general activity (UDA)	0
17/18 Contracted orthodontic activity (UOA)	0
Carry forward orthodontic activity (UOA)	0
Baseline contract value	£55,555.00

ACCESS*

Patients seen in 24 months	Total	Change since previous quarter
Quarter ending June 2016	636	
Quarter ending September 2016	647	→
Quarter ending December 2016	655	→
Quarter ending March 2017	658	→
Quarter ending June 2017	653	→
Variance since June 2016	2.7%	↑



ACTIVITY



Adjusted Scheduled Activity (UDA)		
Month	2017	2018
April	0	0
May	146	147
June	269	147
July	381	
August	381	
September	585	
October	716	
November	951	
December	1,089	
January	1,089	
February	1,218	
March	1,374	
April	1,457	
May	1,464	
June	1,464	

QUALITY

	Quantity	Base Number	Contract	AT	Region	England
% of FP17s for the same patient ID Re-attending within 3 months - Children	11	123	8.9%	9.4%	11.6%	12.0%
% of FP17s for the same patient ID Re-attending within 3 months - Adults	8	50	16.0%	15.1%	15.9%	16.0%
% of FP17s for the same patient ID Re-attending between 3 & 9 months - Children	82	123	66.7%	59.5%	60.4%	58.0%
% of FP17s for the same patient ID Re-attending between 3 & 9 months - Adults	28	50	56.0%	51.8%	52.3%	50.9%
% of FP17s for Band 1 Urgent Courses	1	106	0.9%	9.5%	9.5%	9.1%
% of FP17s Relating to Free Repair or Replacements	0	106	0.0%	0.6%	0.7%	0.8%
% of FP17s Relating to Continuations	1	106	0.9%	1.0%	1.0%	1.1%
% of Patients satisfied with the dentistry they have received	2	2	N/A	90.8%	91.9%	91.7%
% of Patients satisfied with the time they had to wait for an appointment	2	2	N/A	87.8%	88.0%	88.0%

* This is based on patients treated on this contract for their most recent course of treatment. Figures in italics indicate the base number of FP17s or Patient Questionnaire responses are less than 100. N/A is shown where the base number of responses is less than 10 during the period. % is calculated as Quantity/Base number*100

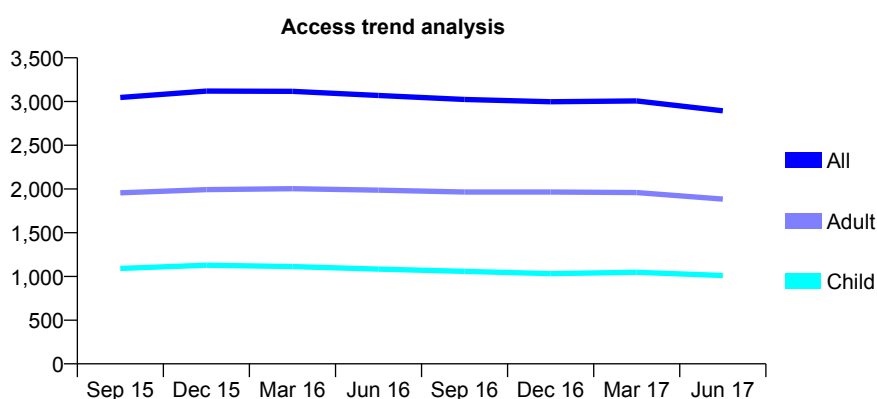
Q68 - Vital Signs At a Glance Contract Report for 144258/0001 - June 2017

Name or company name	Brighton Dental Services
Contract type name	PDS Contract
Purpose of contract	General
Contract start date	01/04/2006
Contract end date	31/03/2019

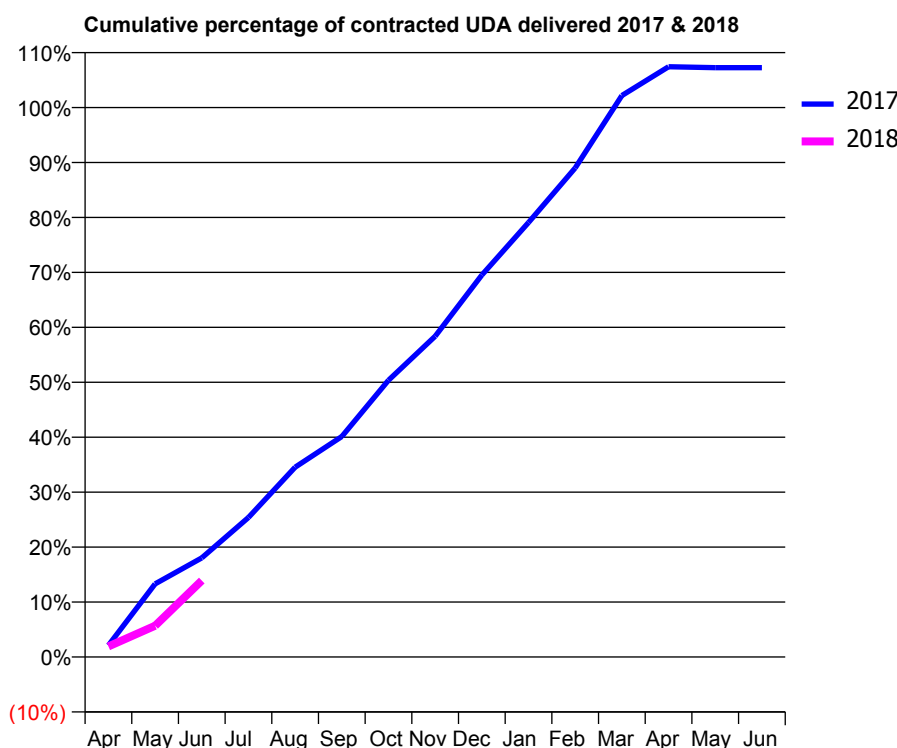
17/18 Contracted general activity (UDA)	8,074
Carry forward general activity (UDA)	0
17/18 Contracted orthodontic activity (UOA)	0
Carry forward orthodontic activity (UOA)	0
Baseline contract value	£1,634,507.53

ACCESS*

Patients seen in 24 months	Total	Change since previous quarter
Quarter ending June 2016	3,069	
Quarter ending September 2016	3,023	↓
Quarter ending December 2016	2,997	→
Quarter ending March 2017	3,006	→
Quarter ending June 2017	2,894	↓
Variance since June 2016	(5.7%)	↓



ACTIVITY



Adjusted Scheduled Activity (UDA)		
Month	2017	2018
April	171	155
May	1,075	460
June	1,457	1,124
July	2,050	
August	2,788	
September	3,240	
October	4,066	
November	4,713	
December	5,612	
January	6,385	
February	7,185	
March	8,250	
April	8,672	
May	8,660	
June	8,660	

QUALITY

	Quantity	Base Number	Contract	AT	Region	England
% of FP17s for the same patient ID Re-attending within 3 months - Children	33	294	11.2%	9.4%	11.6%	12.0%
% of FP17s for the same patient ID Re-attending within 3 months - Adults	82	403	20.3%	15.1%	15.9%	16.0%
% of FP17s for the same patient ID Re-attending between 3 & 9 months - Children	131	294	44.6%	59.5%	60.4%	58.0%
% of FP17s for the same patient ID Re-attending between 3 & 9 months - Adults	161	403	40.0%	51.8%	52.3%	50.9%
% of FP17s for Band 1 Urgent Courses	41	519	7.9%	9.5%	9.5%	9.1%
% of FP17s Relating to Free Repair or Replacements	1	519	0.2%	0.6%	0.7%	0.8%
% of FP17s Relating to Continuations	0	519	0.0%	1.0%	1.0%	1.1%
% of Patients satisfied with the dentistry they have received	0	0	N/A	90.8%	91.9%	91.7%
% of Patients satisfied with the time they had to wait for an appointment	0	0	N/A	87.8%	88.0%	88.0%

* This is based on patients treated on this contract for their most recent course of treatment. Figures in italics indicate the base number of FP17s or Patient Questionnaire responses are less than 100. N/A is shown where the base number of responses is less than 10 during the period. % is calculated as Quantity/Base number*100

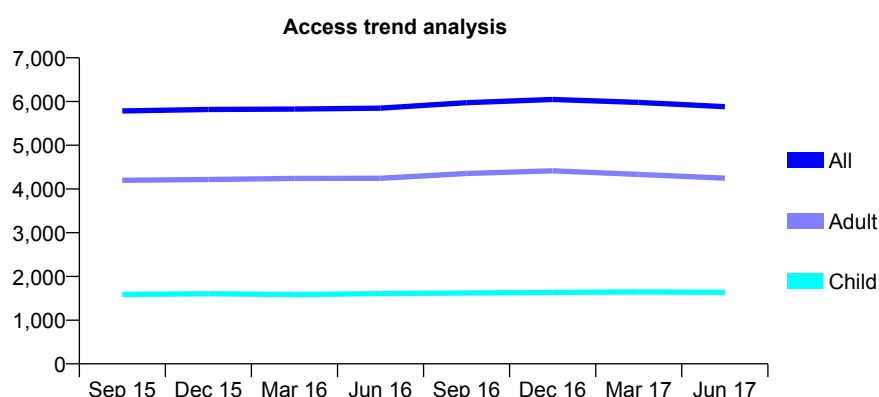
Q68 - Vital Signs At a Glance Contract Report for 146773/0001 - June 2017

Name or company name	Shoreham Oral Care Limited
Contract type name	GDS Contract
Purpose of contract	General
Contract start date	01/12/2006
Contract end date	

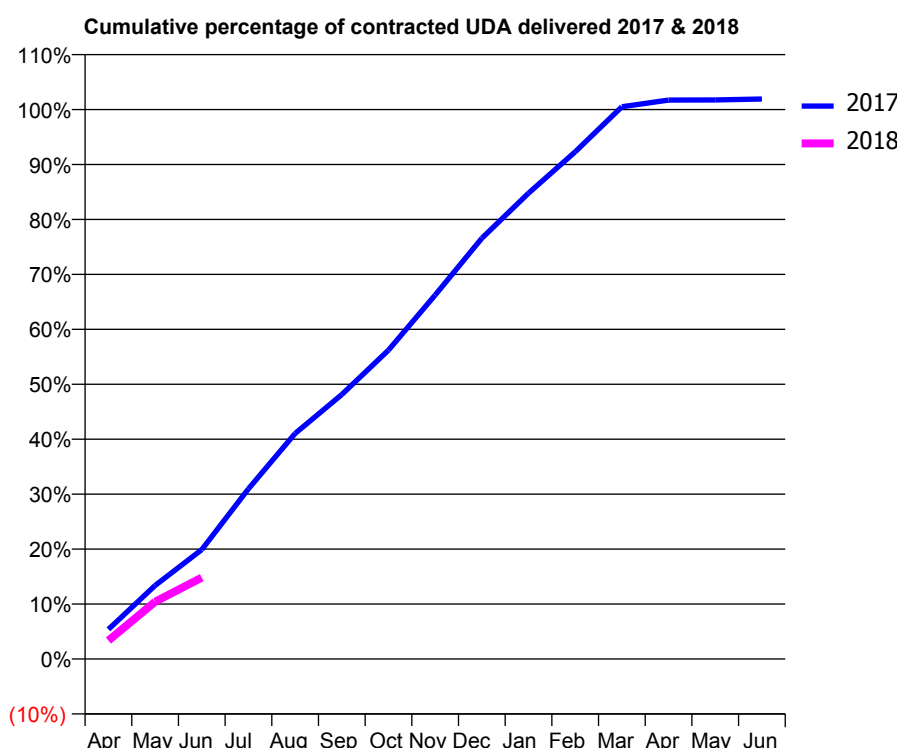
17/18 Contracted general activity (UDA)	22,826
Carry forward general activity (UDA)	0
17/18 Contracted orthodontic activity (UOA)	0
Carry forward orthodontic activity (UOA)	0
Baseline contract value	£657,894.94

ACCESS*

Patients seen in 24 months	Total	Change since previous quarter
Quarter ending June 2016	5,848	
Quarter ending September 2016	5,975	↑
Quarter ending December 2016	6,047	→
Quarter ending March 2017	5,979	↓
Quarter ending June 2017	5,882	↓
Variance since June 2016	0.6%	→



ACTIVITY



Adjusted Scheduled Activity (UDA)		
Month	2017	2018
April	1,231	766
May	3,057	2,380
June	4,546	3,383
July	7,070	
August	9,368	
September	10,988	
October	12,833	
November	15,119	
December	17,479	
January	19,349	
February	21,068	
March	22,942	
April	23,216	
May	23,221	
June	23,260	

QUALITY

	Quantity	Base Number	Contract	AT	Region	England
% of FP17s for the same patient ID Re-attending within 3 months - Children	41	484	8.5%	9.4%	11.6%	12.0%
% of FP17s for the same patient ID Re-attending within 3 months - Adults	194	1,211	16.0%	15.1%	15.9%	16.0%
% of FP17s for the same patient ID Re-attending between 3 & 9 months - Children	312	484	64.5%	59.5%	60.4%	58.0%
% of FP17s for the same patient ID Re-attending between 3 & 9 months - Adults	722	1,211	59.6%	51.8%	52.3%	50.9%
% of FP17s for Band 1 Urgent Courses	169	1,534	11.0%	9.5%	9.5%	9.1%
% of FP17s Relating to Free Repair or Replacements	3	1,534	0.2%	0.6%	0.7%	0.8%
% of FP17s Relating to Continuations	30	1,534	2.0%	1.0%	1.0%	1.1%
% of Patients satisfied with the dentistry they have received	7	8	N/A	90.8%	91.9%	91.7%
% of Patients satisfied with the time they had to wait for an appointment	5	8	N/A	87.8%	88.0%	88.0%

* This is based on patients treated on this contract for their most recent course of treatment. Figures in italics indicate the base number of FP17s or Patient Questionnaire responses are less than 100. N/A is shown where the base number of responses is less than 10 during the period. % is calculated as Quantity/Base number*100

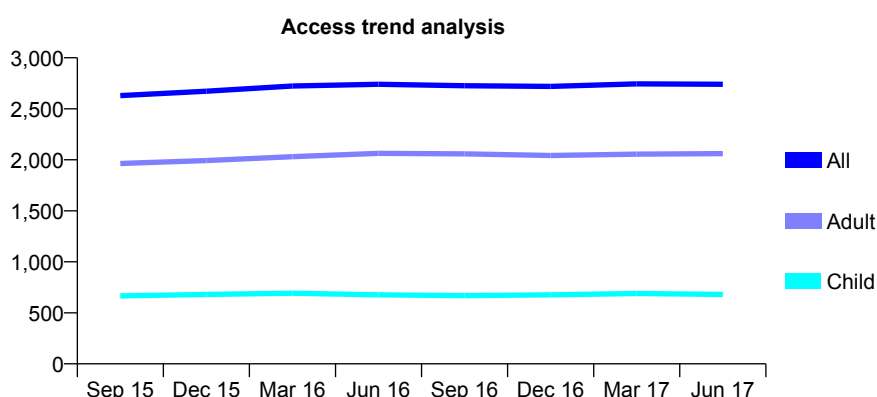
Q68 - Vital Signs At a Glance Contract Report for 147400/0001 - June 2017

Name or company name	Woodcroft Dental Practice Ltd
Contract type name	GDS Contract
Purpose of contract	General
Contract start date	01/04/2010
Contract end date	

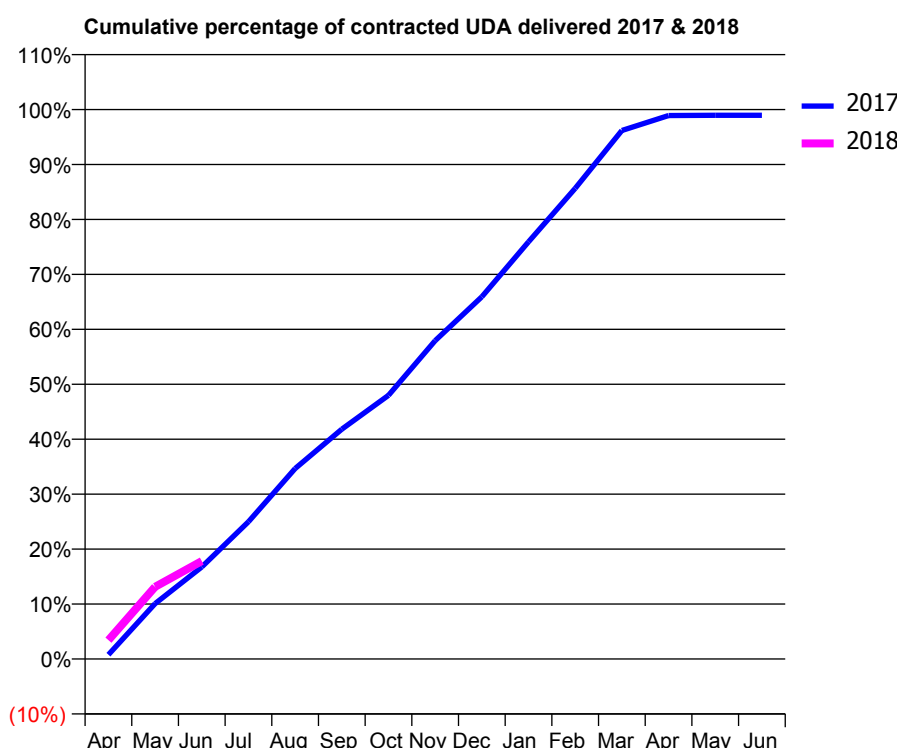
17/18 Contracted general activity (UDA)	9,400
Carry forward general activity (UDA)	0
17/18 Contracted orthodontic activity (UOA)	0
Carry forward orthodontic activity (UOA)	0
Baseline contract value	£306,470.46

ACCESS*

Patients seen in 24 months	Total	Change since previous quarter
Quarter ending June 2016	2,740	
Quarter ending September 2016	2,726	→
Quarter ending December 2016	2,720	→
Quarter ending March 2017	2,744	→
Quarter ending June 2017	2,741	→
Variance since June 2016	0.0%	→



ACTIVITY



Adjusted Scheduled Activity (UDA)		
Month	2017	2018
April	75	322
May	948	1,235
June	1,574	1,675
July	2,348	
August	3,259	
September	3,931	
October	4,511	
November	5,446	
December	6,196	
January	7,137	
February	8,050	
March	9,042	
April	9,297	
May	9,301	
June	9,301	

QUALITY

	Quantity	Base Number	Contract	AT	Region	England
% of FP17s for the same patient ID Re-attending within 3 months - Children	20	223	9.0%	9.4%	11.6%	12.0%
% of FP17s for the same patient ID Re-attending within 3 months - Adults	96	657	14.6%	15.1%	15.9%	16.0%
% of FP17s for the same patient ID Re-attending between 3 & 9 months - Children	163	223	73.1%	59.5%	60.4%	58.0%
% of FP17s for the same patient ID Re-attending between 3 & 9 months - Adults	426	657	64.8%	51.8%	52.3%	50.9%
% of FP17s for Band 1 Urgent Courses	32	802	4.0%	9.5%	9.5%	9.1%
% of FP17s Relating to Free Repair or Replacements	1	802	0.1%	0.6%	0.7%	0.8%
% of FP17s Relating to Continuations	12	802	1.5%	1.0%	1.0%	1.1%
% of Patients satisfied with the dentistry they have received	0	0	N/A	90.8%	91.9%	91.7%
% of Patients satisfied with the time they had to wait for an appointment	0	0	N/A	87.8%	88.0%	88.0%

* This is based on patients treated on this contract for their most recent course of treatment. Figures in italics indicate the base number of FP17s or Patient Questionnaire responses are less than 100. N/A is shown where the base number of responses is less than 10 during the period. % is calculated as Quantity/Base number*100

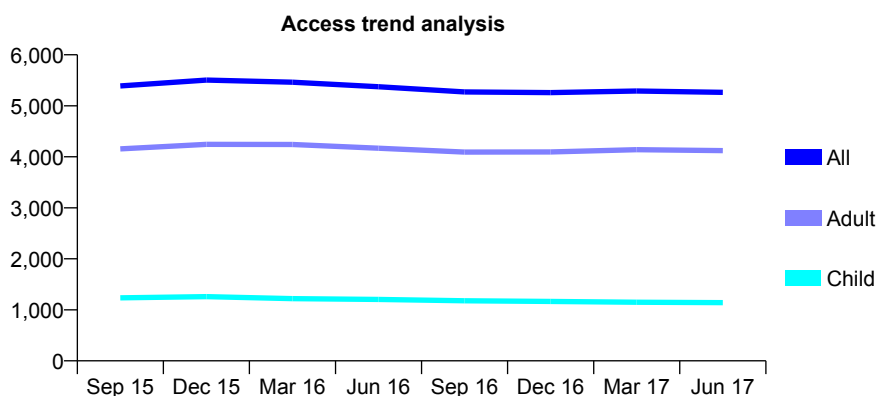
Q68 - Vital Signs At a Glance Contract Report for 148539/0001 - June 2017

Name or company name	Mr A Patel and Ms P Patel
Contract type name	GDS Contract
Purpose of contract	General
Contract start date	01/12/2013
Contract end date	

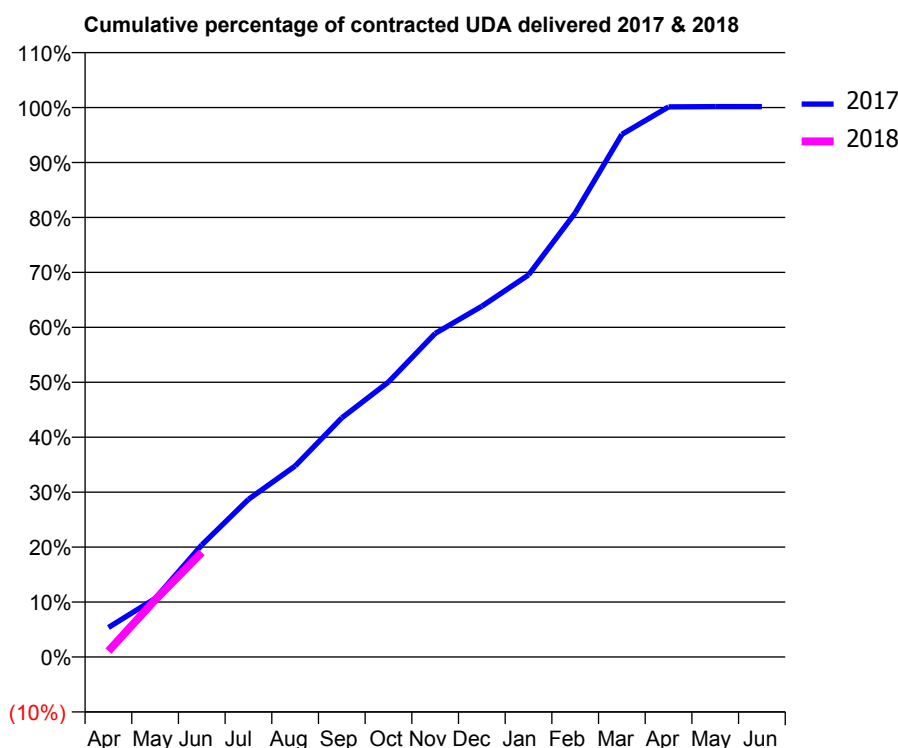
17/18 Contracted general activity (UDA)	11,952
Carry forward general activity (UDA)	0
17/18 Contracted orthodontic activity (UOA)	0
Carry forward orthodontic activity (UOA)	0
Baseline contract value	£286,223.20

ACCESS*

Patients seen in 24 months	Total	Change since previous quarter
Quarter ending June 2016	5,373	
Quarter ending September 2016	5,271	↓
Quarter ending December 2016	5,260	→
Quarter ending March 2017	5,290	→
Quarter ending June 2017	5,263	→
Variance since June 2016	(2.0%)	↓



ACTIVITY



Month	Adjusted Scheduled Activity (UDA)	
	2017	2018
April	641	130
May	1,271	1,242
June	2,439	2,277
July	3,429	
August	4,156	
September	5,202	
October	5,983	
November	7,038	
December	7,629	
January	8,311	
February	9,659	
March	11,368	
April	11,965	
May	11,970	
June	11,970	

QUALITY

	Quantity	Base Number	Contract	AT	Region	England
% of FP17s for the same patient ID Re-attending within 3 months - Children	26	392	6.6%	9.4%	11.6%	12.0%
% of FP17s for the same patient ID Re-attending within 3 months - Adults	214	1,367	15.7%	15.1%	15.9%	16.0%
% of FP17s for the same patient ID Re-attending between 3 & 9 months - Children	229	392	58.4%	59.5%	60.4%	58.0%
% of FP17s for the same patient ID Re-attending between 3 & 9 months - Adults	706	1,367	51.6%	51.8%	52.3%	50.9%
% of FP17s for Band 1 Urgent Courses	93	1,217	7.6%	9.5%	9.5%	9.1%
% of FP17s Relating to Free Repair or Replacements	28	1,217	2.3%	0.6%	0.7%	0.8%
% of FP17s Relating to Continuations	14	1,217	1.2%	1.0%	1.0%	1.1%
% of Patients satisfied with the dentistry they have received	13	14	92.9%	90.8%	91.9%	91.7%
% of Patients satisfied with the time they had to wait for an appointment	12	14	85.7%	87.8%	88.0%	88.0%

* This is based on patients treated on this contract for their most recent course of treatment. Figures in italics indicate the base number of FP17s or Patient Questionnaire responses are less than 100. N/A is shown where the base number of responses is less than 10 during the period. % is calculated as Quantity/Base number*100

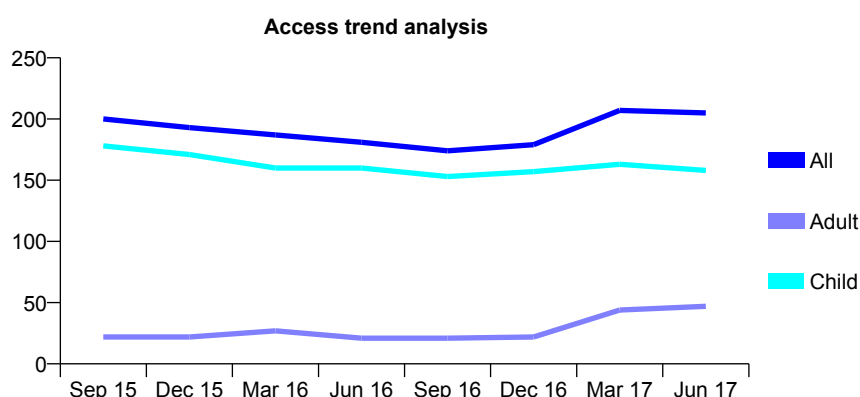
Q68 - Vital Signs At a Glance Contract Report for 150207/0001 - June 2017

Name or company name	Church House Dental Practice Limited
Contract type name	GDS Contract
Purpose of contract	General
Contract start date	01/11/2009
Contract end date	

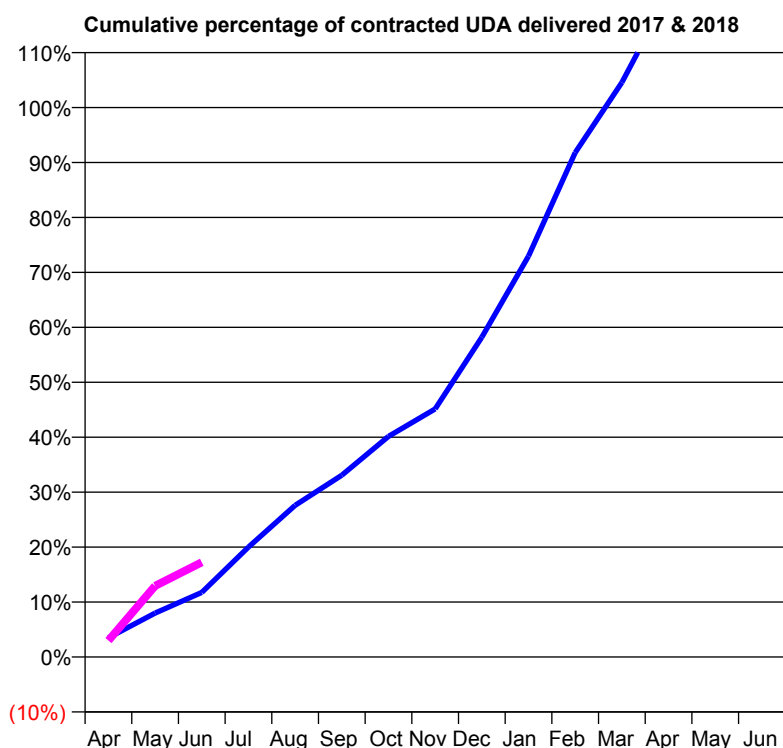
17/18 Contracted general activity (UDA)	400
Carry forward general activity (UDA)	0
17/18 Contracted orthodontic activity (UOA)	0
Carry forward orthodontic activity (UOA)	0
Baseline contract value	£9,891.28

ACCESS*

Patients seen in 24 months	Total	Change since previous quarter
Quarter ending June 2016	181	
Quarter ending September 2016	174	↓
Quarter ending December 2016	179	↑
Quarter ending March 2017	207	↑
Quarter ending June 2017	205	→
Variance since June 2016	13.3%	↑



ACTIVITY



Adjusted Scheduled Activity (UDA)		
Month	2017	2018
April	14	12
May	32	52
June	47	69
July	80	
August	110	
September	132	
October	161	
November	181	
December	233	
January	292	
February	367	
March	418	
April	482	
May	482	
June	482	

QUALITY

	Quantity	Base Number	Contract	AT	Region	England
% of FP17s for the same patient ID Re-attending within 3 months - Children	3	42	7.1%	9.4%	11.6%	12.0%
% of FP17s for the same patient ID Re-attending within 3 months - Adults	1	17	5.9%	15.1%	15.9%	16.0%
% of FP17s for the same patient ID Re-attending between 3 & 9 months - Children	23	42	54.8%	59.5%	60.4%	58.0%
% of FP17s for the same patient ID Re-attending between 3 & 9 months - Adults	7	17	41.2%	51.8%	52.3%	50.9%
% of FP17s for Band 1 Urgent Courses	5	43	11.6%	9.5%	9.5%	9.1%
% of FP17s Relating to Free Repair or Replacements	0	43	0.0%	0.6%	0.7%	0.8%
% of FP17s Relating to Continuations	0	43	0.0%	1.0%	1.0%	1.1%
% of Patients satisfied with the dentistry they have received	0	0	N/A	90.8%	91.9%	91.7%
% of Patients satisfied with the time they had to wait for an appointment	0	0	N/A	87.8%	88.0%	88.0%

* This is based on patients treated on this contract for their most recent course of treatment. Figures in italics indicate the base number of FP17s or Patient Questionnaire responses are less than 100. N/A is shown where the base number of responses is less than 10 during the period. % is calculated as Quantity/Base number*100

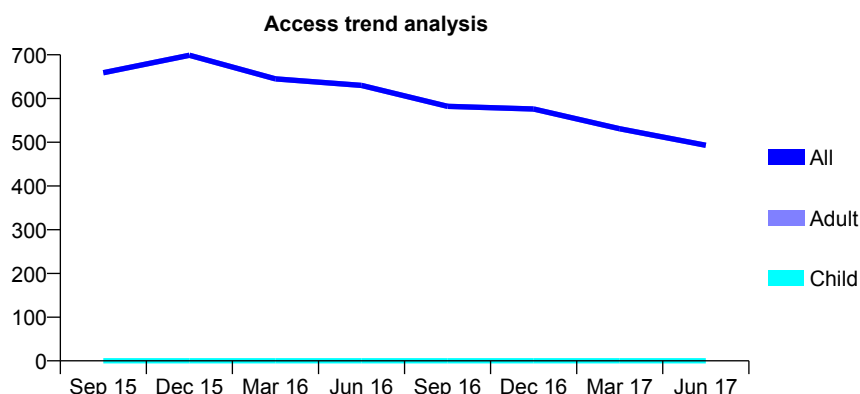
Q68 - Vital Signs At a Glance Contract Report for 151998/0001 - June 2017

Name or company name	The Denture Care Centre UK Limited
Contract type name	PDS Contract
Purpose of contract	General
Contract start date	01/04/2010
Contract end date	31/03/2018

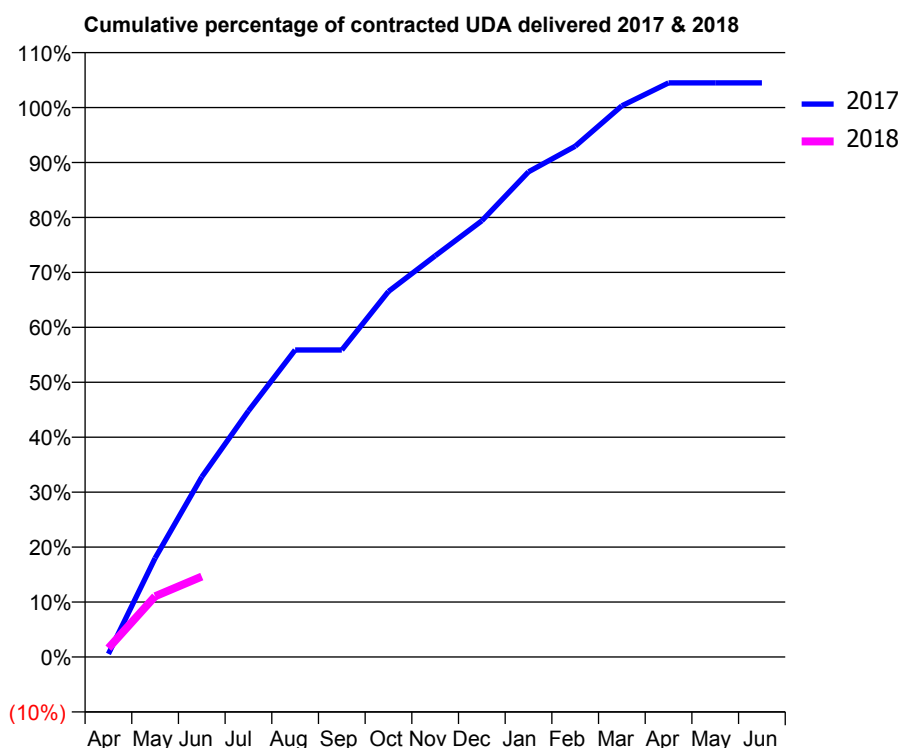
17/18 Contracted general activity (UDA)	2,300
Carry forward general activity (UDA)	0
17/18 Contracted orthodontic activity (UOA)	0
Carry forward orthodontic activity (UOA)	0
Baseline contract value	£55,000.24

ACCESS*

Patients seen in 24 months	Total	Change since previous quarter
Quarter ending June 2016	630	
Quarter ending September 2016	582	↓
Quarter ending December 2016	576	↓
Quarter ending March 2017	531	↓
Quarter ending June 2017	493	↓
Variance since June 2016	(21.7%)	↓



ACTIVITY



Month	Adjusted Scheduled Activity (UDA)	
	2017	2018
April	13	37
May	414	254
June	754	337
July	1,030	
August	1,285	
September	1,285	
October	1,530	
November	1,679	
December	1,826	
January	2,031	
February	2,138	
March	2,307	
April	2,403	
May	2,403	
June	2,403	

QUALITY

	Quantity	Base Number	Contract	AT	Region	England
% of FP17s for the same patient ID Re-attending within 3 months - Children	0	0	N/A	9.4%	11.6%	12.0%
% of FP17s for the same patient ID Re-attending within 3 months - Adults	8	78	10.3%	15.1%	15.9%	16.0%
% of FP17s for the same patient ID Re-attending between 3 & 9 months - Children	0	0	N/A	59.5%	60.4%	58.0%
% of FP17s for the same patient ID Re-attending between 3 & 9 months - Adults	8	78	10.3%	51.8%	52.3%	50.9%
% of FP17s for Band 1 Urgent Courses	0	70	0.0%	9.5%	9.5%	9.1%
% of FP17s Relating to Free Repair or Replacements	0	70	0.0%	0.6%	0.7%	0.8%
% of FP17s Relating to Continuations	0	70	0.0%	1.0%	1.0%	1.1%
% of Patients satisfied with the dentistry they have received	0	0	N/A	90.8%	91.9%	91.7%
% of Patients satisfied with the time they had to wait for an appointment	0	0	N/A	87.8%	88.0%	88.0%

* This is based on patients treated on this contract for their most recent course of treatment. Figures in italics indicate the base number of FP17s or Patient Questionnaire responses are less than 100. N/A is shown where the base number of responses is less than 10 during the period. % is calculated as Quantity/Base number*100

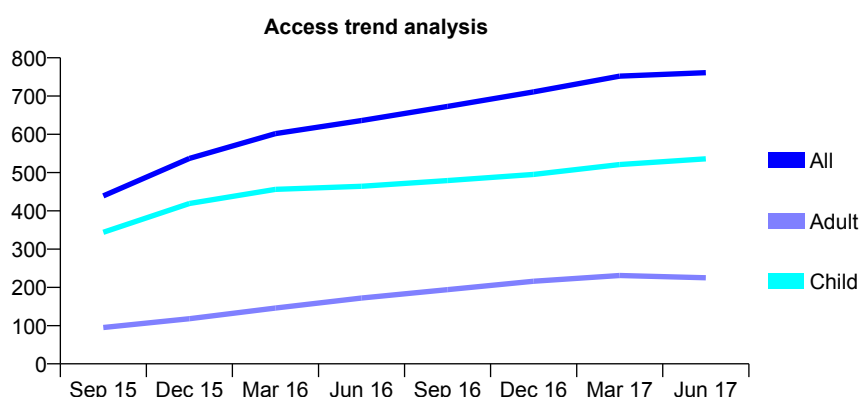
Q68 - Vital Signs At a Glance Contract Report for 153516/0001 - June 2017

Name or company name	Amirreza Farahani
Contract type name	GDS Contract
Purpose of contract	General
Contract start date	21/02/2015
Contract end date	

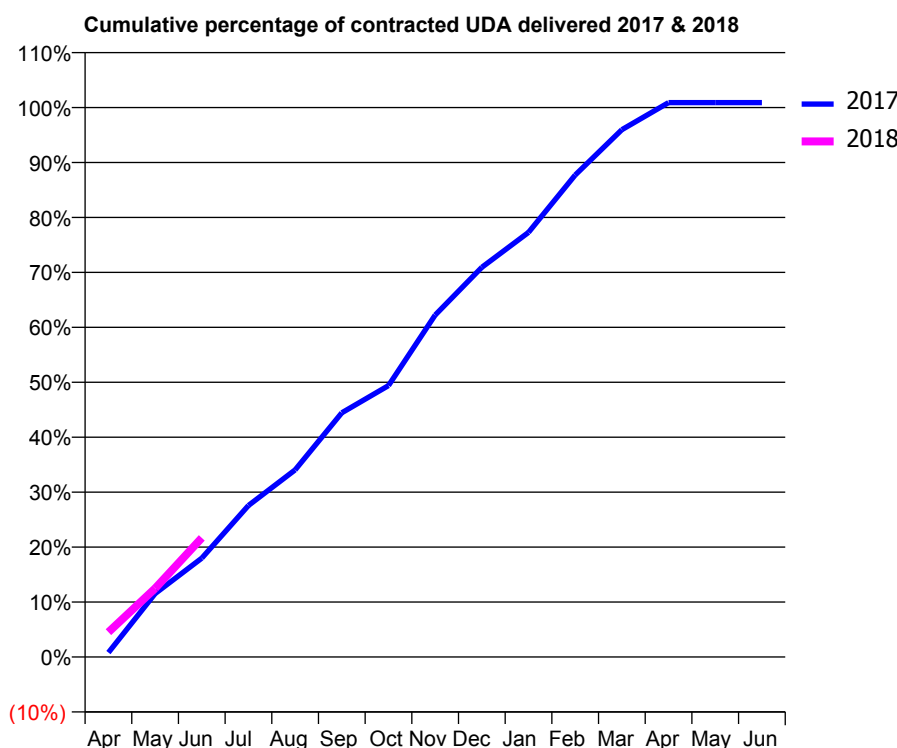
17/18 Contracted general activity (UDA)	1,700
Carry forward general activity (UDA)	0
17/18 Contracted orthodontic activity (UOA)	0
Carry forward orthodontic activity (UOA)	0
Baseline contract value	£43,785.19

ACCESS*

Patients seen in 24 months	Total	Change since previous quarter
Quarter ending June 2016	636	
Quarter ending September 2016	673	↑
Quarter ending December 2016	711	↑
Quarter ending March 2017	752	↑
Quarter ending June 2017	761	→
Variance since June 2016	19.7%	↑



ACTIVITY



Adjusted Scheduled Activity (UDA)		
Month	2017	2018
April	14	77
May	196	212
June	306	369
July	469	
August	579	
September	755	
October	840	
November	1,058	
December	1,206	
January	1,314	
February	1,491	
March	1,631	
April	1,715	
May	1,715	
June	1,715	

QUALITY

	Quantity	Base Number	Contract	AT	Region	England
% of FP17s for the same patient ID Re-attending within 3 months - Children	13	231	5.6%	9.4%	11.6%	12.0%
% of FP17s for the same patient ID Re-attending within 3 months - Adults	5	45	11.1%	15.1%	15.9%	16.0%
% of FP17s for the same patient ID Re-attending between 3 & 9 months - Children	145	231	62.8%	59.5%	60.4%	58.0%
% of FP17s for the same patient ID Re-attending between 3 & 9 months - Adults	23	45	51.1%	51.8%	52.3%	50.9%
% of FP17s for Band 1 Urgent Courses	4	216	1.9%	9.5%	9.5%	9.1%
% of FP17s Relating to Free Repair or Replacements	0	216	0.0%	0.6%	0.7%	0.8%
% of FP17s Relating to Continuations	1	216	0.5%	1.0%	1.0%	1.1%
% of Patients satisfied with the dentistry they have received	0	0	N/A	90.8%	91.9%	91.7%
% of Patients satisfied with the time they had to wait for an appointment	0	0	N/A	87.8%	88.0%	88.0%

* This is based on patients treated on this contract for their most recent course of treatment. Figures in italics indicate the base number of FP17s or Patient Questionnaire responses are less than 100. N/A is shown where the base number of responses is less than 10 during the period. % is calculated as Quantity/Base number*100

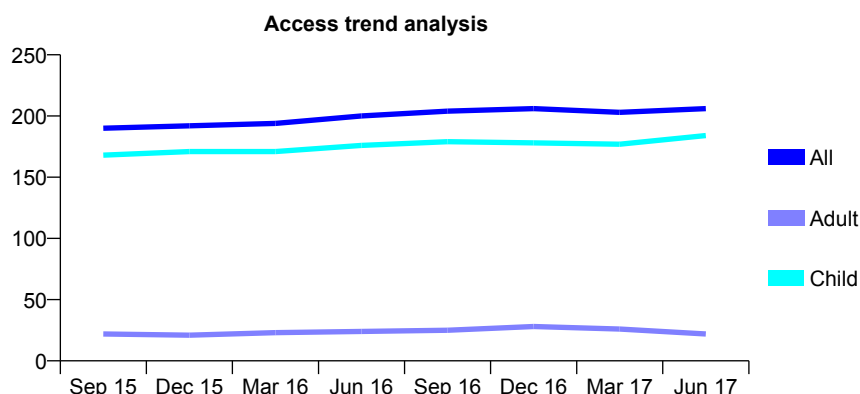
Q68 - Vital Signs At a Glance Contract Report for 153974/0001 - June 2017

Name or company name	Phillip Price Ltd
Contract type name	GDS Contract
Purpose of contract	General
Contract start date	01/04/2007
Contract end date	

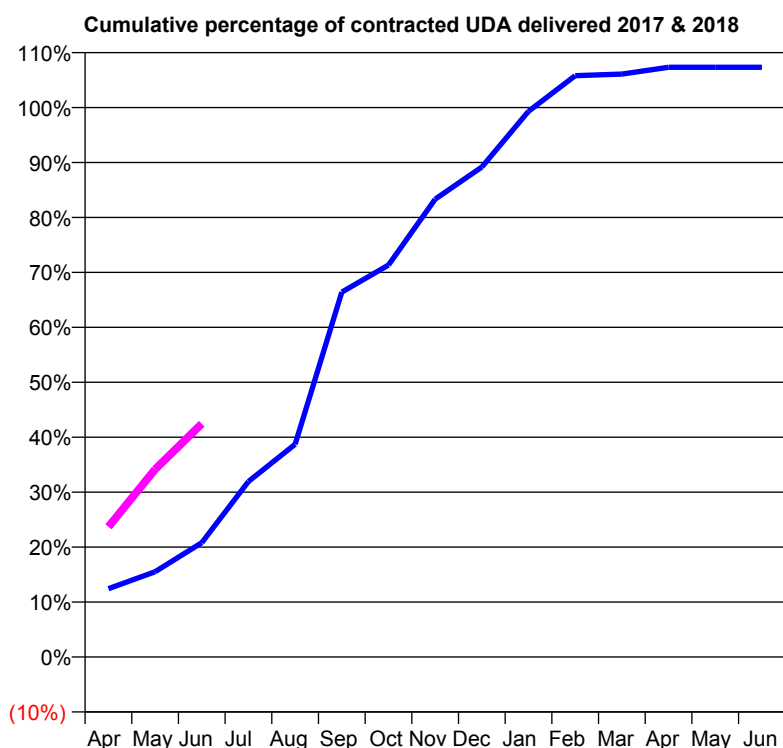
17/18 Contracted general activity (UDA)	325
Carry forward general activity (UDA)	0
17/18 Contracted orthodontic activity (UOA)	0
Carry forward orthodontic activity (UOA)	0
Baseline contract value	£6,982.52

ACCESS*

Patients seen in 24 months	Total	Change since previous quarter
Quarter ending June 2016	200	
Quarter ending September 2016	204	↑
Quarter ending December 2016	206	→
Quarter ending March 2017	203	↓
Quarter ending June 2017	206	→
Variance since June 2016	3.0%	↑



ACTIVITY



Month	Adjusted Scheduled Activity (UDA)	
	2017	2018
April	40	77
May	50	111
June	68	138
July	104	
August	126	
September	216	
October	232	
November	271	
December	290	
January	323	
February	344	
March	345	
April	349	
May	349	
June	349	

QUALITY

	Quantity	Base Number	Contract	AT	Region	England
% of FP17s for the same patient ID Re-attending within 3 months - Children	2	110	1.8%	9.4%	11.6%	12.0%
% of FP17s for the same patient ID Re-attending within 3 months - Adults	0	0	N/A	15.1%	15.9%	16.0%
% of FP17s for the same patient ID Re-attending between 3 & 9 months - Children	81	110	73.6%	59.5%	60.4%	58.0%
% of FP17s for the same patient ID Re-attending between 3 & 9 months - Adults	0	0	N/A	51.8%	52.3%	50.9%
% of FP17s for Band 1 Urgent Courses	0	106	0.0%	9.5%	9.5%	9.1%
% of FP17s Relating to Free Repair or Replacements	0	106	0.0%	0.6%	0.7%	0.8%
% of FP17s Relating to Continuations	0	106	0.0%	1.0%	1.0%	1.1%
% of Patients satisfied with the dentistry they have received	0	0	N/A	90.8%	91.9%	91.7%
% of Patients satisfied with the time they had to wait for an appointment	0	0	N/A	87.8%	88.0%	88.0%

* This is based on patients treated on this contract for their most recent course of treatment. Figures in italics indicate the base number of FP17s or Patient Questionnaire responses are less than 100. N/A is shown where the base number of responses is less than 10 during the period. % is calculated as Quantity/Base number*100

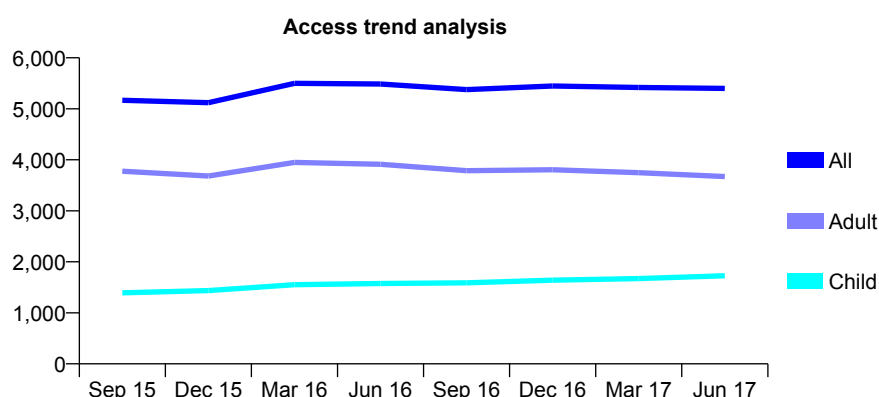
Q68 - Vital Signs At a Glance Contract Report for 154229/0001 - June 2017

Name or company name	Jonathan Lee
Contract type name	GDS Contract
Purpose of contract	General
Contract start date	11/03/2009
Contract end date	

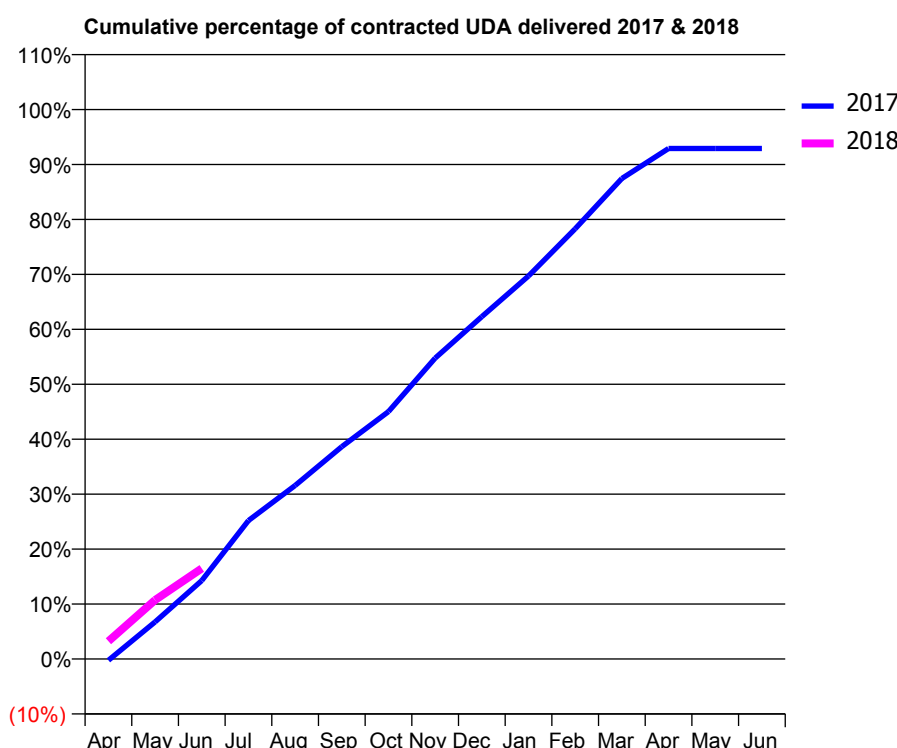
17/18 Contracted general activity (UDA)	14,500
Carry forward general activity (UDA)	0
17/18 Contracted orthodontic activity (UOA)	0
Carry forward orthodontic activity (UOA)	0
Baseline contract value	£387,051.31

ACCESS*

Patients seen in 24 months	Total	Change since previous quarter
Quarter ending June 2016	5,487	
Quarter ending September 2016	5,377	↓
Quarter ending December 2016	5,446	→
Quarter ending March 2017	5,418	→
Quarter ending June 2017	5,400	→
Variance since June 2016	(1.6%)	↓



ACTIVITY



Adjusted Scheduled Activity (UDA)		
Month	2017	2018
April	-38	470
May	981	1,556
June	2,070	2,392
July	3,653	
August	4,579	
September	5,603	
October	6,529	
November	7,941	
December	9,034	
January	10,108	
February	11,352	
March	12,681	
April	13,470	
May	13,470	
June	13,471	

QUALITY

	Quantity	Base Number	Contract	AT	Region	England
% of FP17s for the same patient ID Re-attending within 3 months - Children	50	599	8.3%	9.4%	11.6%	12.0%
% of FP17s for the same patient ID Re-attending within 3 months - Adults	115	988	11.6%	15.1%	15.9%	16.0%
% of FP17s for the same patient ID Re-attending between 3 & 9 months - Children	316	599	52.8%	59.5%	60.4%	58.0%
% of FP17s for the same patient ID Re-attending between 3 & 9 months - Adults	544	988	55.1%	51.8%	52.3%	50.9%
% of FP17s for Band 1 Urgent Courses	121	1,310	9.2%	9.5%	9.5%	9.1%
% of FP17s Relating to Free Repair or Replacements	9	1,310	0.7%	0.6%	0.7%	0.8%
% of FP17s Relating to Continuations	0	1,310	0.0%	1.0%	1.0%	1.1%
% of Patients satisfied with the dentistry they have received	5	5	N/A	90.8%	91.9%	91.7%
% of Patients satisfied with the time they had to wait for an appointment	4	5	N/A	87.8%	88.0%	88.0%

* This is based on patients treated on this contract for their most recent course of treatment. Figures in italics indicate the base number of FP17s or Patient Questionnaire responses are less than 100. N/A is shown where the base number of responses is less than 10 during the period. % is calculated as Quantity/Base number*100

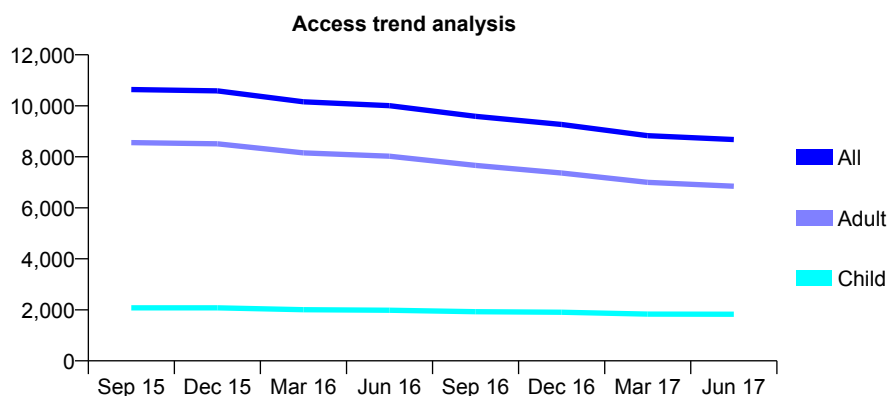
Q68 - Vital Signs At a Glance Contract Report for 156329/0001 - June 2017

Name or company name	Little London Dental Care Limited
Contract type name	GDS Contract
Purpose of contract	General
Contract start date	01/01/2008
Contract end date	

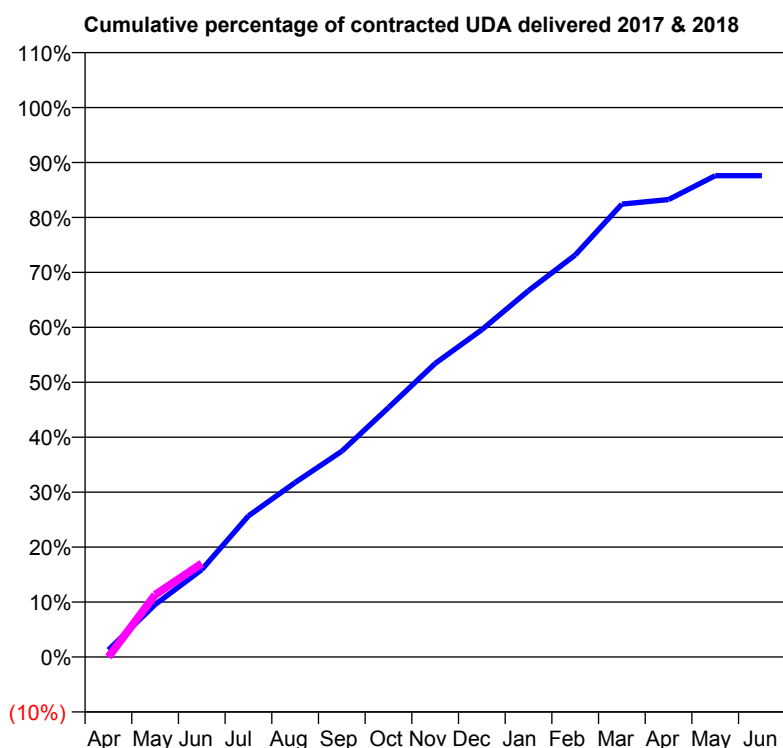
17/18 Contracted general activity (UDA)	37,500
Carry forward general activity (UDA)	0
17/18 Contracted orthodontic activity (UOA)	0
Carry forward orthodontic activity (UOA)	0
Baseline contract value	£884,418.57

ACCESS*

Patients seen in 24 months	Total	Change since previous quarter
Quarter ending June 2016	10,007	
Quarter ending September 2016	9,589	↓
Quarter ending December 2016	9,270	↓
Quarter ending March 2017	8,831	↓
Quarter ending June 2017	8,675	↓
Variance since June 2016	(13.3%)	↓



ACTIVITY



Adjusted Scheduled Activity (UDA)		
Month	2017	2018
April	482	0
May	3,585	4,242
June	5,961	6,383
July	9,635	
August	11,908	
September	14,045	
October	17,018	
November	20,037	
December	22,337	
January	25,000	
February	27,428	
March	30,910	
April	31,218	
May	32,847	
June	32,846	

QUALITY

	Quantity	Base Number	Contract	AT	Region	England
% of FP17s for the same patient ID Re-attending within 3 months - Children	33	676	4.9%	9.4%	11.6%	12.0%
% of FP17s for the same patient ID Re-attending within 3 months - Adults	306	2,312	13.2%	15.1%	15.9%	16.0%
% of FP17s for the same patient ID Re-attending between 3 & 9 months - Children	382	676	56.5%	59.5%	60.4%	58.0%
% of FP17s for the same patient ID Re-attending between 3 & 9 months - Adults	1,278	2,312	55.3%	51.8%	52.3%	50.9%
% of FP17s for Band 1 Urgent Courses	174	2,425	7.2%	9.5%	9.5%	9.1%
% of FP17s Relating to Free Repair or Replacements	44	2,425	1.8%	0.6%	0.7%	0.8%
% of FP17s Relating to Continuations	28	2,425	1.2%	1.0%	1.0%	1.1%
% of Patients satisfied with the dentistry they have received	11	13	84.6%	90.8%	91.9%	91.7%
% of Patients satisfied with the time they had to wait for an appointment	11	13	84.6%	87.8%	88.0%	88.0%

* This is based on patients treated on this contract for their most recent course of treatment. Figures in italics indicate the base number of FP17s or Patient Questionnaire responses are less than 100. N/A is shown where the base number of responses is less than 10 during the period. % is calculated as Quantity/Base number*100

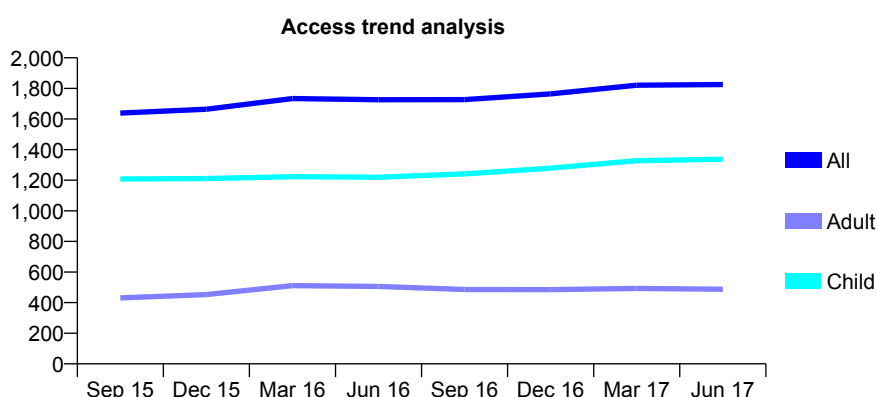
Q68 - Vital Signs At a Glance Contract Report for 156981/0001 - June 2017

Name or company name	Mr M Mawjee & Mr M Ali
Contract type name	GDS Contract
Purpose of contract	General
Contract start date	01/10/2008
Contract end date	

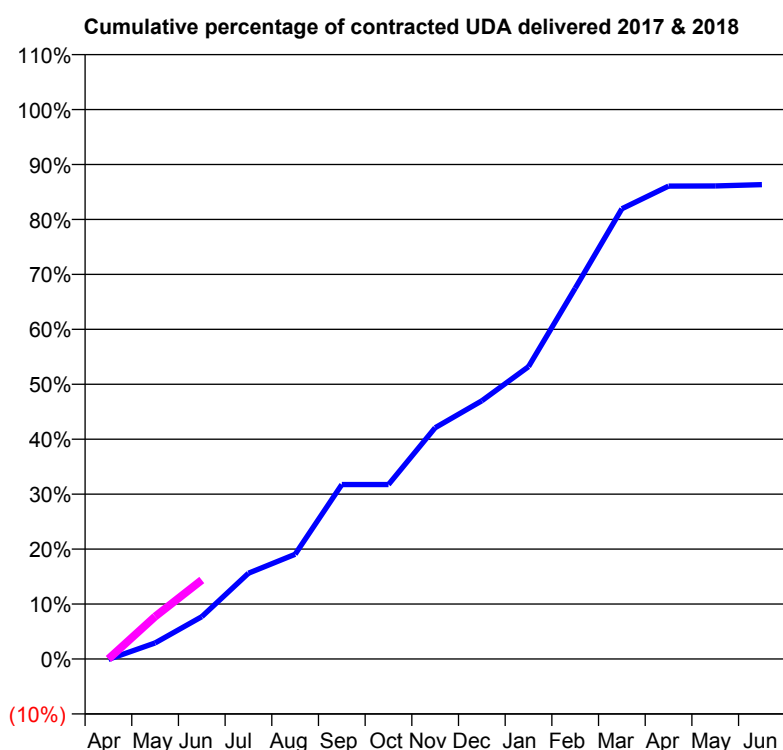
17/18 Contracted general activity (UDA)	4,610
Carry forward general activity (UDA)	0
17/18 Contracted orthodontic activity (UOA)	0
Carry forward orthodontic activity (UOA)	0
Baseline contract value	£102,460.68

ACCESS*

Patients seen in 24 months	Total	Change since previous quarter
Quarter ending June 2016	1,726	
Quarter ending September 2016	1,727	→
Quarter ending December 2016	1,764	↑
Quarter ending March 2017	1,821	↑
Quarter ending June 2017	1,825	→
Variance since June 2016	5.7%	↑



ACTIVITY



Adjusted Scheduled Activity (UDA)		
Month	2017	2018
April	-3	0
May	135	356
June	355	662
July	719	
August	879	
September	1,464	
October	1,464	
November	1,940	
December	2,167	
January	2,453	
February	3,111	
March	3,778	
April	3,967	
May	3,968	
June	3,980	

QUALITY

	Quantity	Base Number	Contract	AT	Region	England
% of FP17s for the same patient ID Re-attending within 3 months - Children	32	399	8.0%	9.4%	11.6%	12.0%
% of FP17s for the same patient ID Re-attending within 3 months - Adults	19	112	17.0%	15.1%	15.9%	16.0%
% of FP17s for the same patient ID Re-attending between 3 & 9 months - Children	242	399	60.7%	59.5%	60.4%	58.0%
% of FP17s for the same patient ID Re-attending between 3 & 9 months - Adults	51	112	45.5%	51.8%	52.3%	50.9%
% of FP17s for Band 1 Urgent Courses	17	402	4.2%	9.5%	9.5%	9.1%
% of FP17s Relating to Free Repair or Replacements	0	402	0.0%	0.6%	0.7%	0.8%
% of FP17s Relating to Continuations	0	402	0.0%	1.0%	1.0%	1.1%
% of Patients satisfied with the dentistry they have received	2	2	N/A	90.8%	91.9%	91.7%
% of Patients satisfied with the time they had to wait for an appointment	2	2	N/A	87.8%	88.0%	88.0%

* This is based on patients treated on this contract for their most recent course of treatment. Figures in italics indicate the base number of FP17s or Patient Questionnaire responses are less than 100. N/A is shown where the base number of responses is less than 10 during the period. % is calculated as Quantity/Base number*100

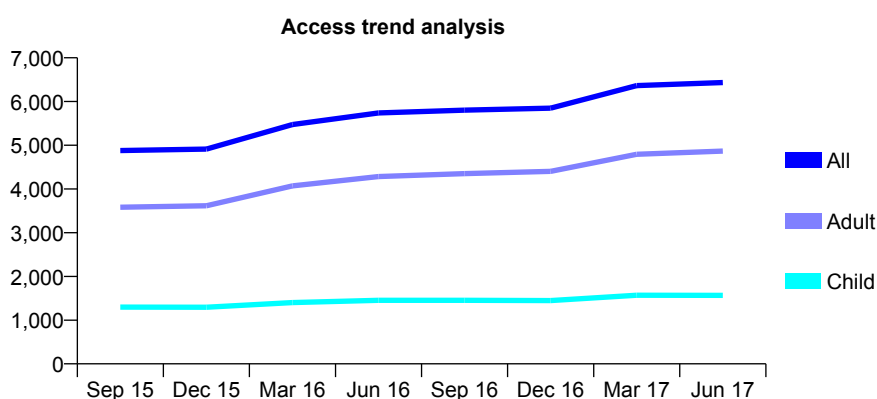
Q68 - Vital Signs At a Glance Contract Report for 157163/0001 - June 2017

Name or company name	Chichester Smiles Dental Practice Ltd
Contract type name	GDS Contract
Purpose of contract	General
Contract start date	01/12/2007
Contract end date	

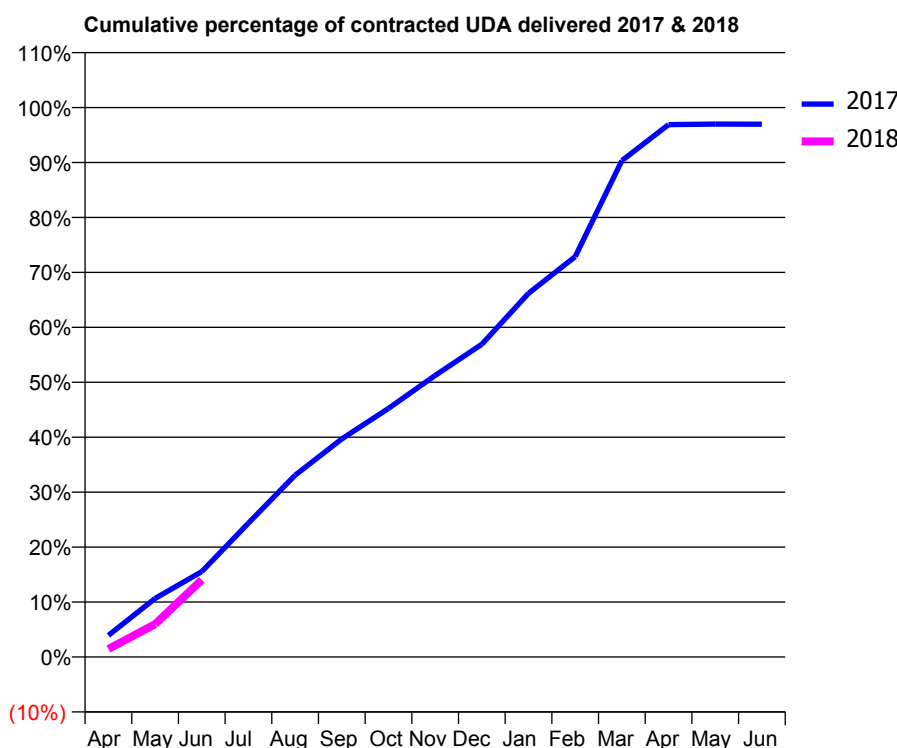
17/18 Contracted general activity (UDA)	18,324
Carry forward general activity (UDA)	0
17/18 Contracted orthodontic activity (UOA)	0
Carry forward orthodontic activity (UOA)	0
Baseline contract value	£508,480.67

ACCESS*

Patients seen in 24 months	Total	Change since previous quarter
Quarter ending June 2016	5,738	
Quarter ending September 2016	5,803	→
Quarter ending December 2016	5,848	→
Quarter ending March 2017	6,363	↑
Quarter ending June 2017	6,433	→
Variance since June 2016	12.1%	↑



ACTIVITY



Adjusted Scheduled Activity (UDA)		
Month	2017	2018
April	723	268
May	1,954	1,095
June	2,846	2,572
July	4,465	
August	6,065	
September	7,273	
October	8,292	
November	9,387	
December	10,431	
January	12,126	
February	13,351	
March	16,552	
April	17,752	
May	17,770	
June	17,768	

QUALITY

	Quantity	Base Number	Contract	AT	Region	England
% of FP17s for the same patient ID Re-attending within 3 months - Children	24	521	4.6%	9.4%	11.6%	12.0%
% of FP17s for the same patient ID Re-attending within 3 months - Adults	201	1,540	13.1%	15.1%	15.9%	16.0%
% of FP17s for the same patient ID Re-attending between 3 & 9 months - Children	334	521	64.1%	59.5%	60.4%	58.0%
% of FP17s for the same patient ID Re-attending between 3 & 9 months - Adults	890	1,540	57.8%	51.8%	52.3%	50.9%
% of FP17s for Band 1 Urgent Courses	141	1,507	9.4%	9.5%	9.5%	9.1%
% of FP17s Relating to Free Repair or Replacements	14	1,507	0.9%	0.6%	0.7%	0.8%
% of FP17s Relating to Continuations	7	1,507	0.5%	1.0%	1.0%	1.1%
% of Patients satisfied with the dentistry they have received	11	11	100.0%	90.8%	91.9%	91.7%
% of Patients satisfied with the time they had to wait for an appointment	11	11	100.0%	87.8%	88.0%	88.0%

* This is based on patients treated on this contract for their most recent course of treatment. Figures in italics indicate the base number of FP17s or Patient Questionnaire responses are less than 100. N/A is shown where the base number of responses is less than 10 during the period. % is calculated as Quantity/Base number*100

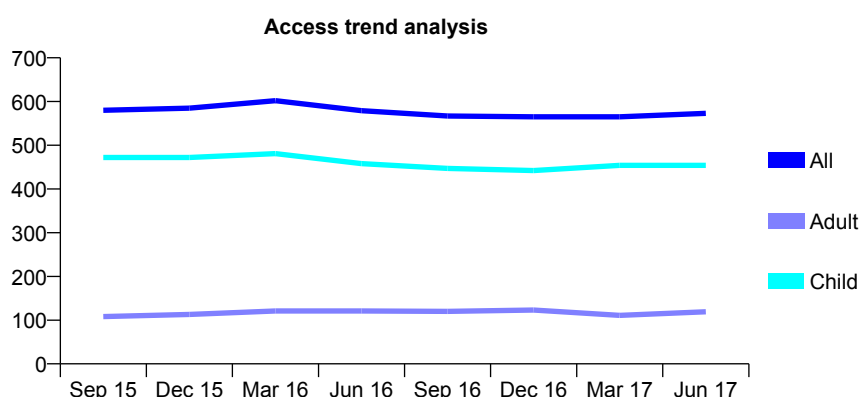
Q68 - Vital Signs At a Glance Contract Report for 157430/0001 - June 2017

Name or company name	Mr R Patel & Mr S Dhanoo
Contract type name	GDS Contract
Purpose of contract	General
Contract start date	24/12/2010
Contract end date	

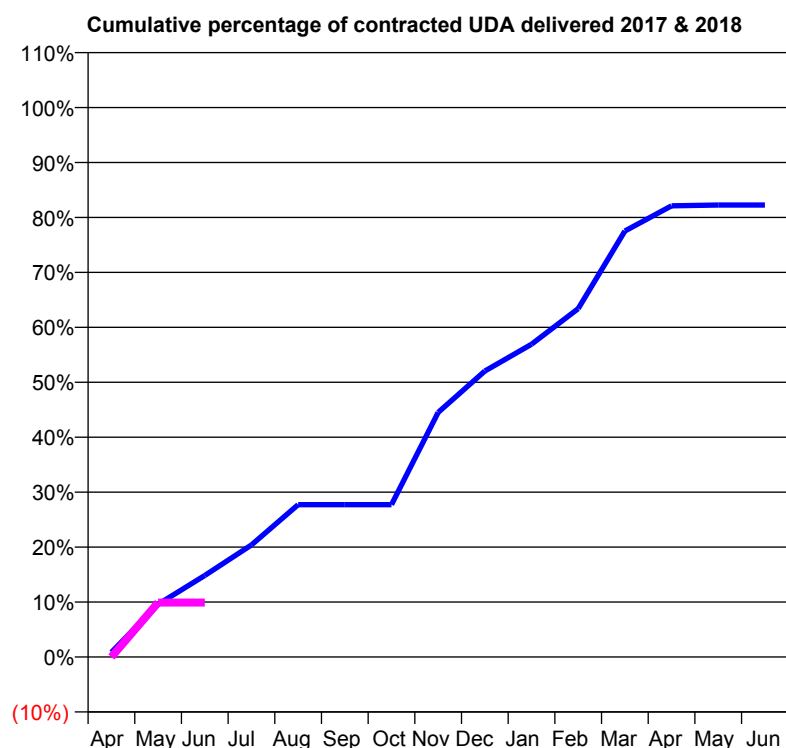
17/18 Contracted general activity (UDA)	1,200
Carry forward general activity (UDA)	0
17/18 Contracted orthodontic activity (UOA)	0
Carry forward orthodontic activity (UOA)	0
Baseline contract value	£27,934.71

ACCESS*

Patients seen in 24 months	Total	Change since previous quarter
Quarter ending June 2016	579	
Quarter ending September 2016	567	↓
Quarter ending December 2016	565	→
Quarter ending March 2017	565	→
Quarter ending June 2017	573	→
Variance since June 2016	(1.0%)	↓



ACTIVITY



Month	Adjusted Scheduled Activity (UDA)	
	2017	2018
April	12	0
May	134	119
June	208	119
July	286	
August	388	
September	388	
October	388	
November	623	
December	729	
January	797	
February	888	
March	1,085	
April	1,150	
May	1,152	
June	1,152	

QUALITY

	Quantity	Base Number	Contract	AT	Region	England
% of FP17s for the same patient ID Re-attending within 3 months - Children	4	126	3.2%	9.4%	11.6%	12.0%
% of FP17s for the same patient ID Re-attending within 3 months - Adults	0	6	0.0%	15.1%	15.9%	16.0%
% of FP17s for the same patient ID Re-attending between 3 & 9 months - Children	85	126	67.5%	59.5%	60.4%	58.0%
% of FP17s for the same patient ID Re-attending between 3 & 9 months - Adults	6	6	100.0%	51.8%	52.3%	50.9%
% of FP17s for Band 1 Urgent Courses	0	97	0.0%	9.5%	9.5%	9.1%
% of FP17s Relating to Free Repair or Replacements	0	97	0.0%	0.6%	0.7%	0.8%
% of FP17s Relating to Continuations	0	97	0.0%	1.0%	1.0%	1.1%
% of Patients satisfied with the dentistry they have received	0	0	N/A	90.8%	91.9%	91.7%
% of Patients satisfied with the time they had to wait for an appointment	0	0	N/A	87.8%	88.0%	88.0%

* This is based on patients treated on this contract for their most recent course of treatment. Figures in italics indicate the base number of FP17s or Patient Questionnaire responses are less than 100. N/A is shown where the base number of responses is less than 10 during the period. % is calculated as Quantity/Base number*100

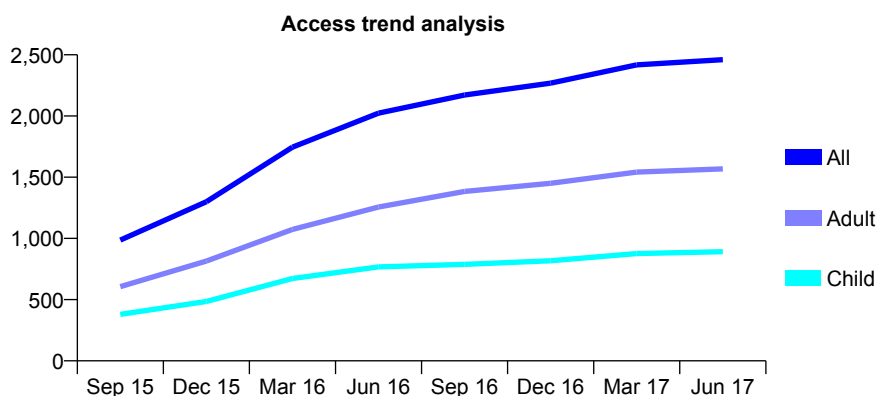
Q68 - Vital Signs At a Glance Contract Report for 157538/0001 - June 2017

Name or company name	Bewbush Dental Limited
Contract type name	GDS Contract
Purpose of contract	General
Contract start date	01/04/2015
Contract end date	

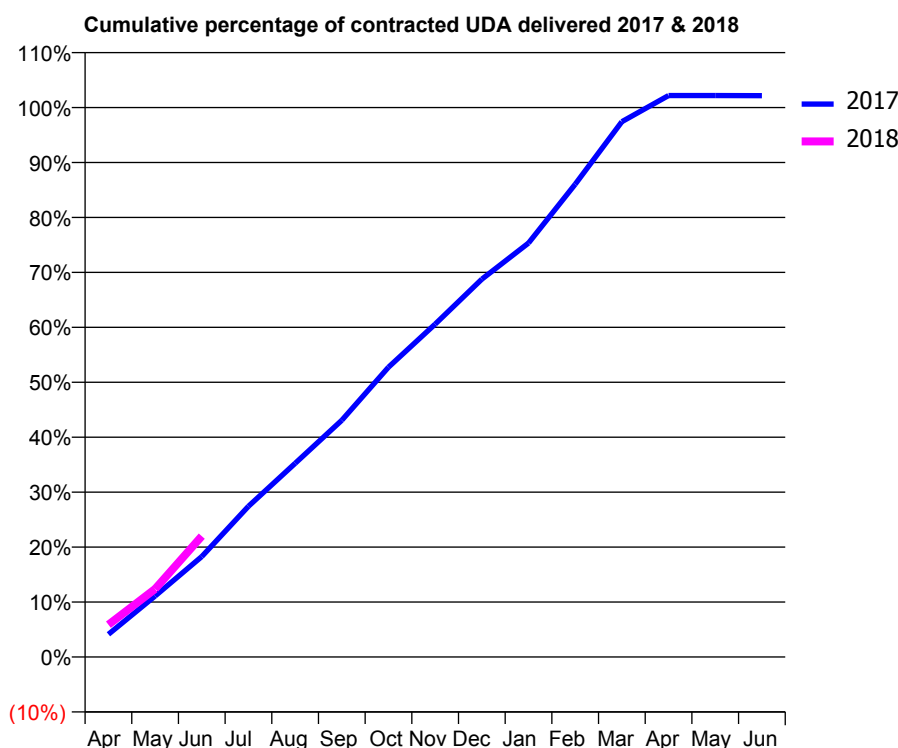
17/18 Contracted general activity (UDA)	5,265
Carry forward general activity (UDA)	0
17/18 Contracted orthodontic activity (UOA)	0
Carry forward orthodontic activity (UOA)	0
Baseline contract value	£130,441.77

ACCESS*

Patients seen in 24 months	Total	Change since previous quarter
Quarter ending June 2016	2,023	
Quarter ending September 2016	2,172	↑
Quarter ending December 2016	2,268	↑
Quarter ending March 2017	2,418	↑
Quarter ending June 2017	2,460	→
Variance since June 2016	21.6%	↑



ACTIVITY



Month	Adjusted Scheduled Activity (UDA)	
	2017	2018
April	218	310
May	584	652
June	963	1,158
July	1,444	
August	1,855	
September	2,268	
October	2,777	
November	3,190	
December	3,620	
January	3,966	
February	4,530	
March	5,130	
April	5,380	
May	5,380	
June	5,378	

QUALITY

	Quantity	Base Number	Contract	AT	Region	England
% of FP17s for the same patient ID Re-attending within 3 months - Children	20	287	7.0%	9.4%	11.6%	12.0%
% of FP17s for the same patient ID Re-attending within 3 months - Adults	68	513	13.3%	15.1%	15.9%	16.0%
% of FP17s for the same patient ID Re-attending between 3 & 9 months - Children	177	287	61.7%	59.5%	60.4%	58.0%
% of FP17s for the same patient ID Re-attending between 3 & 9 months - Adults	272	513	53.0%	51.8%	52.3%	50.9%
% of FP17s for Band 1 Urgent Courses	58	483	12.0%	9.5%	9.5%	9.1%
% of FP17s Relating to Free Repair or Replacements	0	483	0.0%	0.6%	0.7%	0.8%
% of FP17s Relating to Continuations	0	483	0.0%	1.0%	1.0%	1.1%
% of Patients satisfied with the dentistry they have received	2	2	N/A	90.8%	91.9%	91.7%
% of Patients satisfied with the time they had to wait for an appointment	2	2	N/A	87.8%	88.0%	88.0%

* This is based on patients treated on this contract for their most recent course of treatment. Figures in italics indicate the base number of FP17s or Patient Questionnaire responses are less than 100. N/A is shown where the base number of responses is less than 10 during the period. % is calculated as Quantity/Base number*100

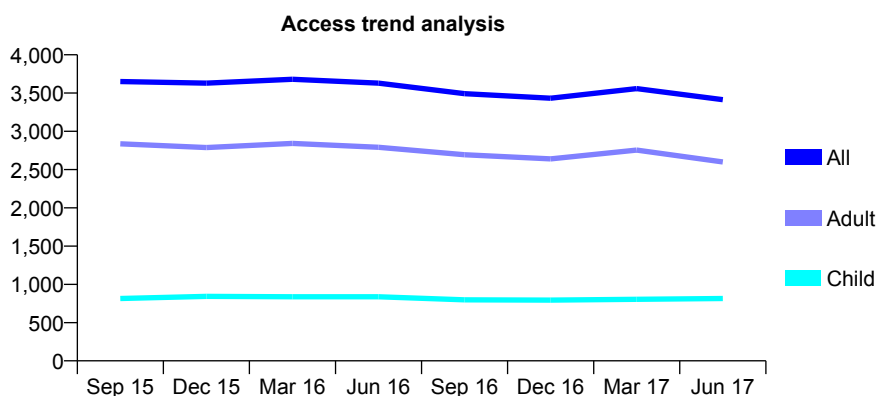
Q68 - Vital Signs At a Glance Contract Report for 158275/0001 - June 2017

Name or company name	Esmail Harunani and Murtaza Kanani
Contract type name	GDS Contract
Purpose of contract	General
Contract start date	01/10/2009
Contract end date	

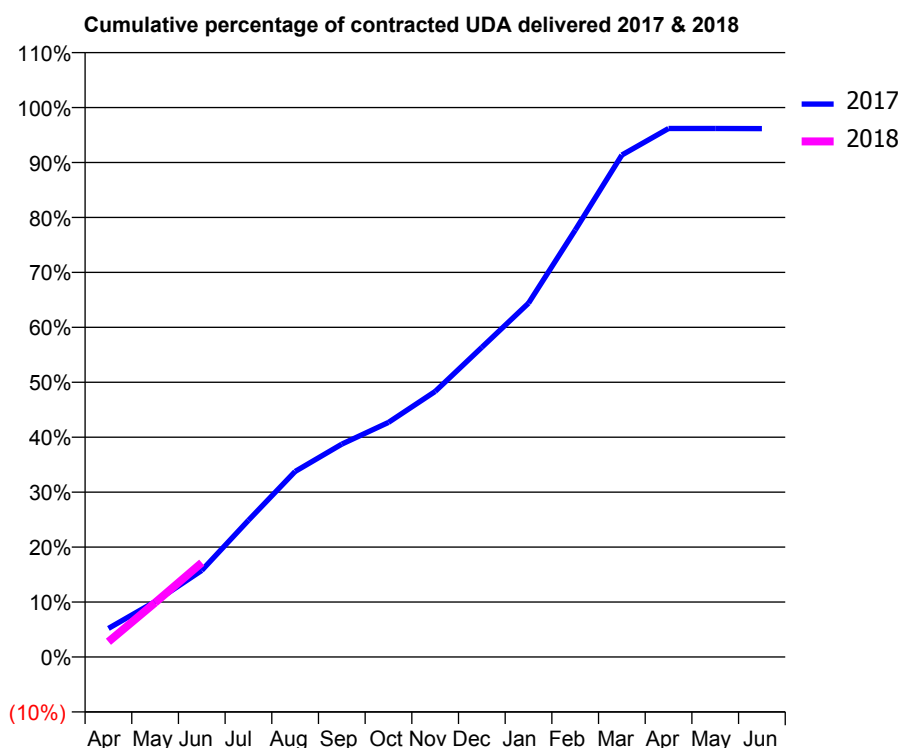
17/18 Contracted general activity (UDA)	10,150
Carry forward general activity (UDA)	0
17/18 Contracted orthodontic activity (UOA)	0
Carry forward orthodontic activity (UOA)	0
Baseline contract value	£239,990.01

ACCESS*

Patients seen in 24 months	Total	Change since previous quarter
Quarter ending June 2016	3,629	
Quarter ending September 2016	3,492	↓
Quarter ending December 2016	3,433	↓
Quarter ending March 2017	3,559	↑
Quarter ending June 2017	3,414	↓
Variance since June 2016	(5.9%)	↓



ACTIVITY



Adjusted Scheduled Activity (UDA)		
Month	2017	2018
April	528	283
May	1,023	1,004
June	1,601	1,744
July	2,525	
August	3,428	
September	3,932	
October	4,333	
November	4,905	
December	5,721	
January	6,537	
February	7,885	
March	9,273	
April	9,762	
May	9,763	
June	9,760	

QUALITY

	Quantity	Base Number	Contract	AT	Region	England
% of FP17s for the same patient ID Re-attending within 3 months - Children	15	239	6.3%	9.4%	11.6%	12.0%
% of FP17s for the same patient ID Re-attending within 3 months - Adults	98	607	16.1%	15.1%	15.9%	16.0%
% of FP17s for the same patient ID Re-attending between 3 & 9 months - Children	92	239	38.5%	59.5%	60.4%	58.0%
% of FP17s for the same patient ID Re-attending between 3 & 9 months - Adults	211	607	34.8%	51.8%	52.3%	50.9%
% of FP17s for Band 1 Urgent Courses	89	711	12.5%	9.5%	9.5%	9.1%
% of FP17s Relating to Free Repair or Replacements	7	711	1.0%	0.6%	0.7%	0.8%
% of FP17s Relating to Continuations	13	711	1.8%	1.0%	1.0%	1.1%
% of Patients satisfied with the dentistry they have received	3	3	N/A	90.8%	91.9%	91.7%
% of Patients satisfied with the time they had to wait for an appointment	3	3	N/A	87.8%	88.0%	88.0%

* This is based on patients treated on this contract for their most recent course of treatment. Figures in italics indicate the base number of FP17s or Patient Questionnaire responses are less than 100. N/A is shown where the base number of responses is less than 10 during the period. % is calculated as Quantity/Base number*100

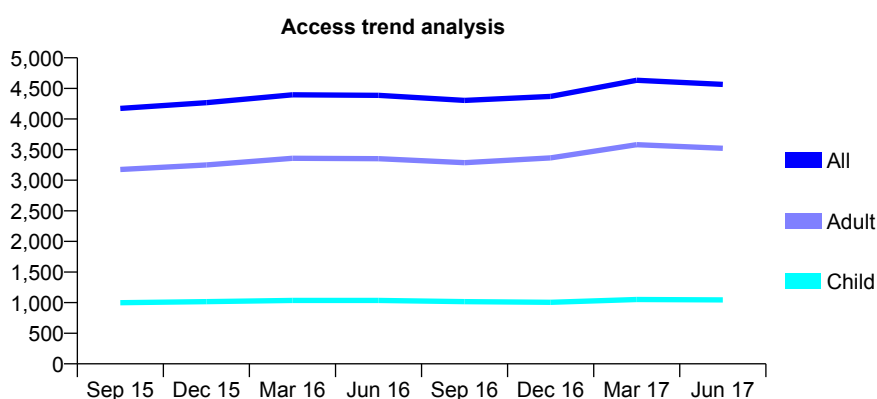
Q68 - Vital Signs At a Glance Contract Report for 158275/0002 - June 2017

Name or company name	Esmail Harunani and Murtaza Kanani
Contract type name	GDS Contract
Purpose of contract	General
Contract start date	01/10/2009
Contract end date	

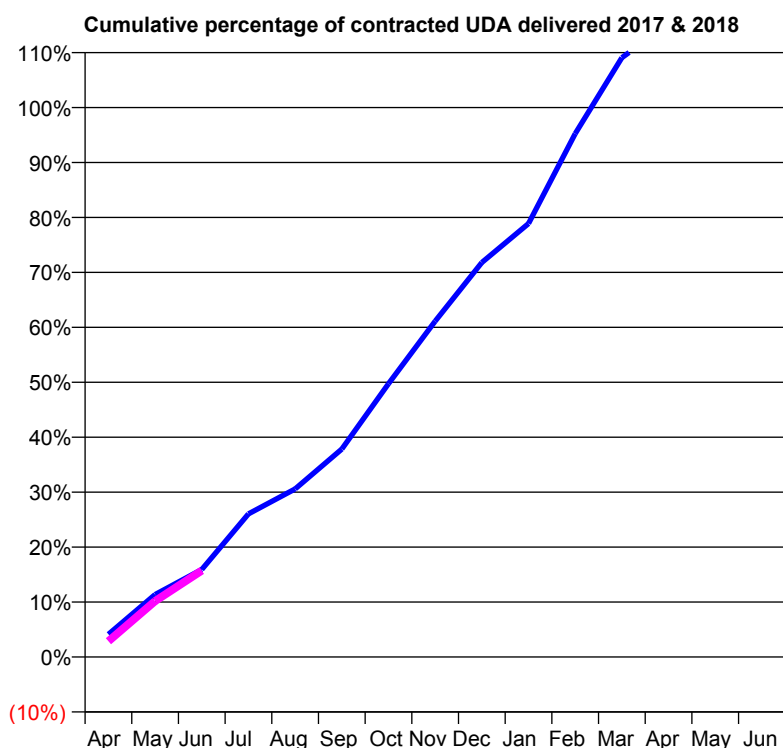
17/18 Contracted general activity (UDA)	13,900
Carry forward general activity (UDA)	0
17/18 Contracted orthodontic activity (UOA)	0
Carry forward orthodontic activity (UOA)	0
Baseline contract value	£326,933.91

ACCESS*

Patients seen in 24 months	Total	Change since previous quarter
Quarter ending June 2016	4,386	
Quarter ending September 2016	4,303	↓
Quarter ending December 2016	4,369	→
Quarter ending March 2017	4,632	↑
Quarter ending June 2017	4,565	↓
Variance since June 2016	4.1%	↑



ACTIVITY



Adjusted Scheduled Activity (UDA)		
Month	2017	2018
April	577	399
May	1,580	1,414
June	2,213	2,188
July	3,622	
August	4,253	
September	5,260	
October	6,914	
November	8,495	
December	9,979	
January	10,965	
February	13,239	
March	15,159	
April	16,001	
May	16,007	
June	16,007	

QUALITY

	Quantity	Base Number	Contract	AT	Region	England
% of FP17s for the same patient ID Re-attending within 3 months - Children	23	284	8.1%	9.4%	11.6%	12.0%
% of FP17s for the same patient ID Re-attending within 3 months - Adults	170	943	18.0%	15.1%	15.9%	16.0%
% of FP17s for the same patient ID Re-attending between 3 & 9 months - Children	182	284	64.1%	59.5%	60.4%	58.0%
% of FP17s for the same patient ID Re-attending between 3 & 9 months - Adults	531	943	56.3%	51.8%	52.3%	50.9%
% of FP17s for Band 1 Urgent Courses	123	875	14.1%	9.5%	9.5%	9.1%
% of FP17s Relating to Free Repair or Replacements	3	875	0.3%	0.6%	0.7%	0.8%
% of FP17s Relating to Continuations	7	875	0.8%	1.0%	1.0%	1.1%
% of Patients satisfied with the dentistry they have received	5	7	N/A	90.8%	91.9%	91.7%
% of Patients satisfied with the time they had to wait for an appointment	5	7	N/A	87.8%	88.0%	88.0%

* This is based on patients treated on this contract for their most recent course of treatment. Figures in italics indicate the base number of FP17s or Patient Questionnaire responses are less than 100. N/A is shown where the base number of responses is less than 10 during the period. % is calculated as Quantity/Base number*100

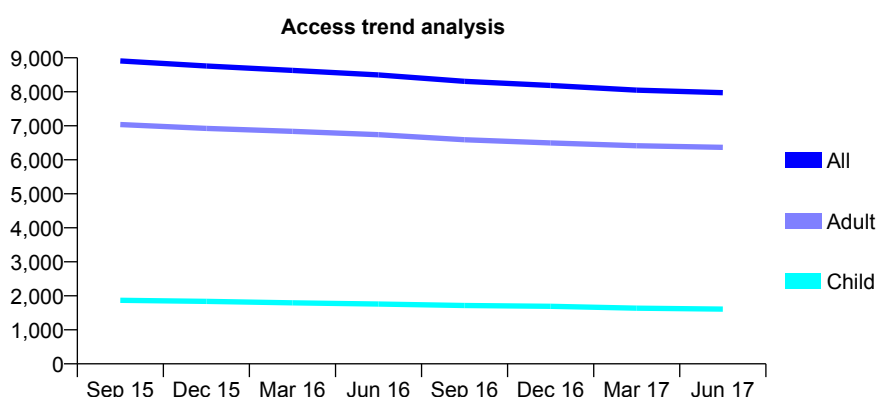
Q68 - Vital Signs At a Glance Contract Report for 160237/0001 - June 2017

Name or company name	Five Rivers Dental Ltd
Contract type name	GDS Contract
Purpose of contract	General
Contract start date	01/10/2008
Contract end date	

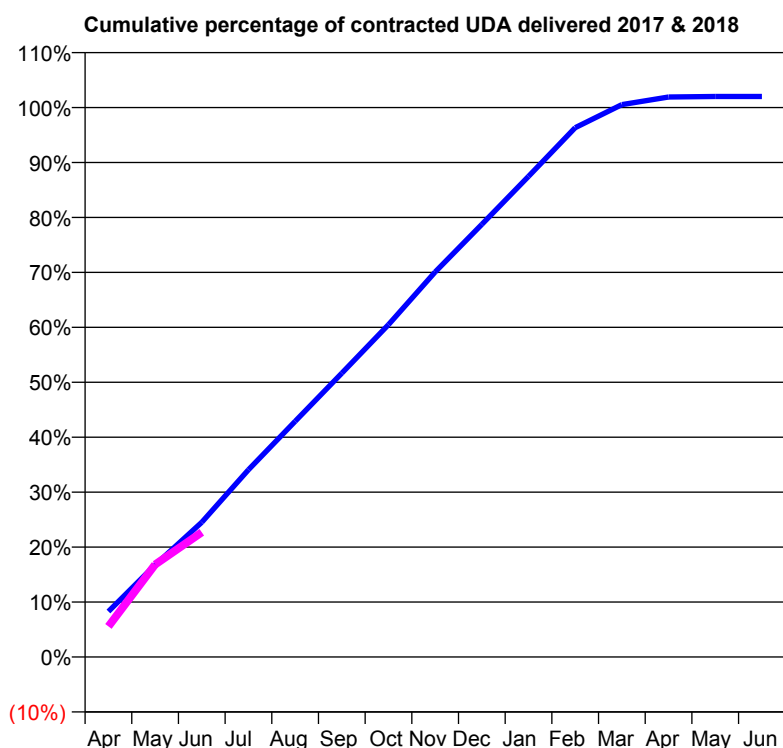
17/18 Contracted general activity (UDA)	22,127
Carry forward general activity (UDA)	0
17/18 Contracted orthodontic activity (UOA)	0
Carry forward orthodontic activity (UOA)	0
Baseline contract value	£593,274.88

ACCESS*

Patients seen in 24 months	Total	Change since previous quarter
Quarter ending June 2016	8,495	
Quarter ending September 2016	8,306	↓
Quarter ending December 2016	8,187	↓
Quarter ending March 2017	8,050	↓
Quarter ending June 2017	7,974	→
Variance since June 2016	(6.1%)	↓



ACTIVITY



Month	Adjusted Scheduled Activity (UDA)	
	2017	2018
April	1,831	1,233
May	3,706	3,724
June	5,427	5,022
July	7,540	
August	9,490	
September	11,431	
October	13,382	
November	15,502	
December	17,420	
January	19,353	
February	21,312	
March	22,245	
April	22,549	
May	22,569	
June	22,570	

QUALITY

	Quantity	Base Number	Contract	AT	Region	England
% of FP17s for the same patient ID Re-attending within 3 months - Children	54	789	6.8%	9.4%	11.6%	12.0%
% of FP17s for the same patient ID Re-attending within 3 months - Adults	296	2,384	12.4%	15.1%	15.9%	16.0%
% of FP17s for the same patient ID Re-attending between 3 & 9 months - Children	609	789	77.2%	59.5%	60.4%	58.0%
% of FP17s for the same patient ID Re-attending between 3 & 9 months - Adults	1,544	2,384	64.8%	51.8%	52.3%	50.9%
% of FP17s for Band 1 Urgent Courses	134	2,977	4.5%	9.5%	9.5%	9.1%
% of FP17s Relating to Free Repair or Replacements	21	2,977	0.7%	0.6%	0.7%	0.8%
% of FP17s Relating to Continuations	57	2,977	1.9%	1.0%	1.0%	1.1%
% of Patients satisfied with the dentistry they have received	20	22	90.9%	90.8%	91.9%	91.7%
% of Patients satisfied with the time they had to wait for an appointment	20	22	90.9%	87.8%	88.0%	88.0%

* This is based on patients treated on this contract for their most recent course of treatment. Figures in italics indicate the base number of FP17s or Patient Questionnaire responses are less than 100. N/A is shown where the base number of responses is less than 10 during the period. % is calculated as Quantity/Base number*100

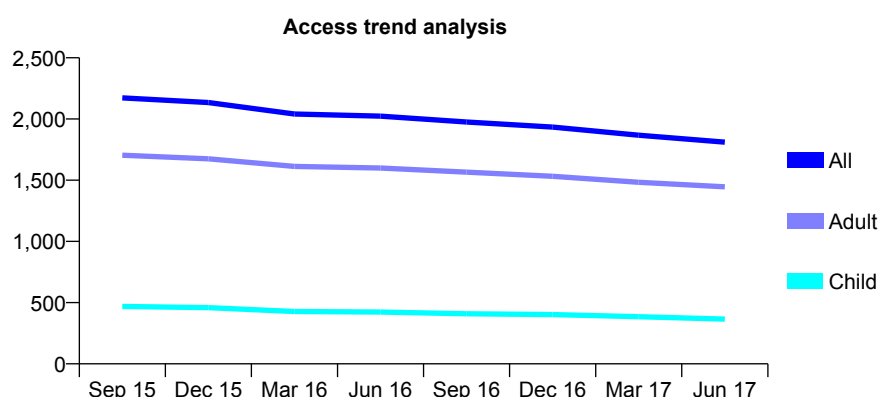
Q68 - Vital Signs At a Glance Contract Report for 160237/0002 - June 2017

Name or company name	Five Rivers Dental Ltd
Contract type name	GDS Contract
Purpose of contract	General
Contract start date	01/10/2008
Contract end date	

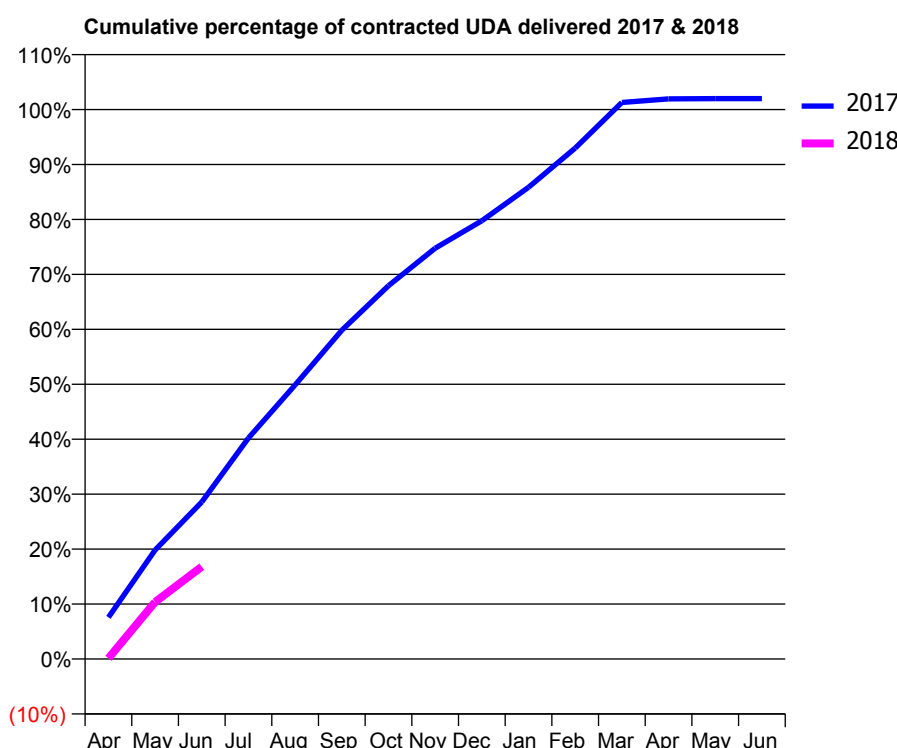
17/18 Contracted general activity (UDA)	4,800
Carry forward general activity (UDA)	0
17/18 Contracted orthodontic activity (UOA)	0
Carry forward orthodontic activity (UOA)	0
Baseline contract value	£133,659.43

ACCESS*

Patients seen in 24 months	Total	Change since previous quarter
Quarter ending June 2016	2,023	
Quarter ending September 2016	1,975	↓
Quarter ending December 2016	1,934	↓
Quarter ending March 2017	1,868	↓
Quarter ending June 2017	1,811	↓
Variance since June 2016	(10.5%)	↓



ACTIVITY



Adjusted Scheduled Activity (UDA)		
Month	2017	2018
April	364	6
May	952	498
June	1,372	806
July	1,930	
August	2,394	
September	2,872	
October	3,261	
November	3,588	
December	3,828	
January	4,120	
February	4,463	
March	4,862	
April	4,893	
May	4,896	
June	4,896	

QUALITY

	Quantity	Base Number	Contract	AT	Region	England
% of FP17s for the same patient ID Re-attending within 3 months - Children	9	137	6.6%	9.4%	11.6%	12.0%
% of FP17s for the same patient ID Re-attending within 3 months - Adults	31	414	7.5%	15.1%	15.9%	16.0%
% of FP17s for the same patient ID Re-attending between 3 & 9 months - Children	85	137	62.0%	59.5%	60.4%	58.0%
% of FP17s for the same patient ID Re-attending between 3 & 9 months - Adults	252	414	60.9%	51.8%	52.3%	50.9%
% of FP17s for Band 1 Urgent Courses	32	536	6.0%	9.5%	9.5%	9.1%
% of FP17s Relating to Free Repair or Replacements	2	536	0.4%	0.6%	0.7%	0.8%
% of FP17s Relating to Continuations	0	536	0.0%	1.0%	1.0%	1.1%
% of Patients satisfied with the dentistry they have received	7	7	N/A	90.8%	91.9%	91.7%
% of Patients satisfied with the time they had to wait for an appointment	6	7	N/A	87.8%	88.0%	88.0%

* This is based on patients treated on this contract for their most recent course of treatment. Figures in italics indicate the base number of FP17s or Patient Questionnaire responses are less than 100. N/A is shown where the base number of responses is less than 10 during the period. % is calculated as Quantity/Base number*100

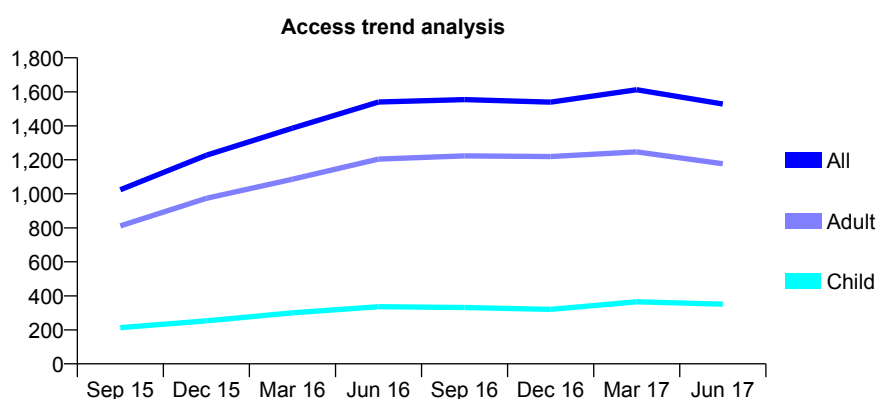
Q68 - Vital Signs At a Glance Contract Report for 160482/0001 - June 2017

Name or company name	Mr W Clinton, Mr Y Noorani and Miss M No
Contract type name	GDS Contract
Purpose of contract	General
Contract start date	01/11/2014
Contract end date	

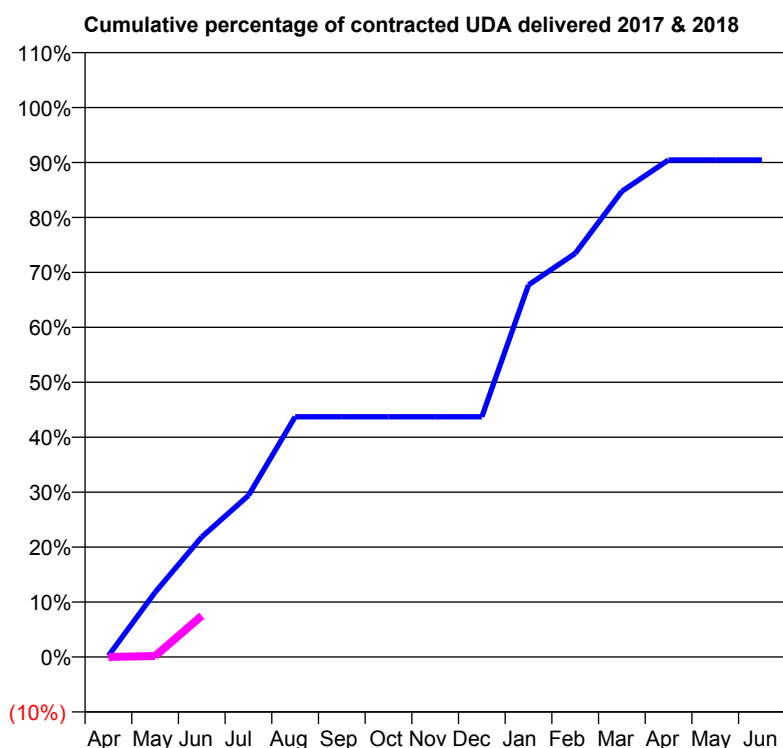
17/18 Contracted general activity (UDA)	6,187
Carry forward general activity (UDA)	0
17/18 Contracted orthodontic activity (UOA)	0
Carry forward orthodontic activity (UOA)	0
Baseline contract value	£141,113.84

ACCESS*

Patients seen in 24 months	Total	Change since previous quarter
Quarter ending June 2016	1,540	
Quarter ending September 2016	1,554	→
Quarter ending December 2016	1,539	→
Quarter ending March 2017	1,612	↑
Quarter ending June 2017	1,528	↓
Variance since June 2016	(0.8%)	→



ACTIVITY



Adjusted Scheduled Activity (UDA)		
Month	2017	2018
April	15	0
May	730	11
June	1,352	465
July	1,820	
August	2,705	
September	2,705	
October	2,705	
November	2,705	
December	2,705	
January	4,189	
February	4,544	
March	5,244	
April	5,596	
May	5,596	
June	5,596	

QUALITY

	Quantity	Base Number	Contract	AT	Region	England
% of FP17s for the same patient ID Re-attending within 3 months - Children	7	80	8.8%	9.4%	11.6%	12.0%
% of FP17s for the same patient ID Re-attending within 3 months - Adults	57	276	20.7%	15.1%	15.9%	16.0%
% of FP17s for the same patient ID Re-attending between 3 & 9 months - Children	38	80	47.5%	59.5%	60.4%	58.0%
% of FP17s for the same patient ID Re-attending between 3 & 9 months - Adults	105	276	38.0%	51.8%	52.3%	50.9%
% of FP17s for Band 1 Urgent Courses	26	211	12.3%	9.5%	9.5%	9.1%
% of FP17s Relating to Free Repair or Replacements	6	211	2.8%	0.6%	0.7%	0.8%
% of FP17s Relating to Continuations	0	211	0.0%	1.0%	1.0%	1.1%
% of Patients satisfied with the dentistry they have received	2	2	N/A	90.8%	91.9%	91.7%
% of Patients satisfied with the time they had to wait for an appointment	2	2	N/A	87.8%	88.0%	88.0%

* This is based on patients treated on this contract for their most recent course of treatment. Figures in italics indicate the base number of FP17s or Patient Questionnaire responses are less than 100. N/A is shown where the base number of responses is less than 10 during the period. % is calculated as Quantity/Base number*100

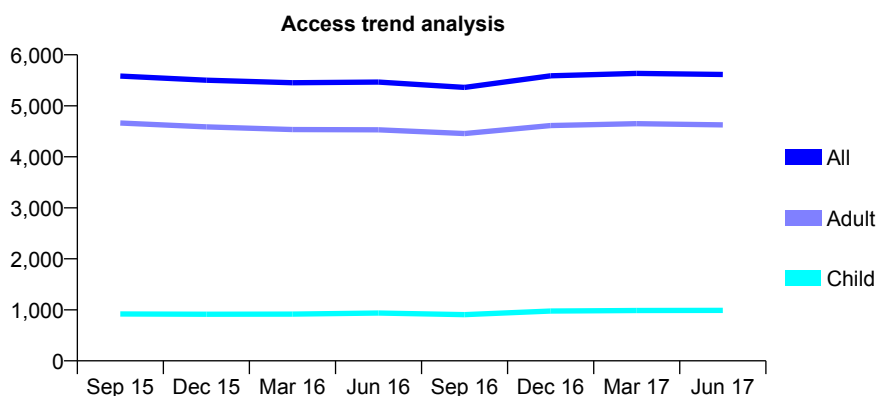
Q68 - Vital Signs At a Glance Contract Report for 161098/0001 - June 2017

Name or company name	Mr A Fridmann and Mr A Pangotra
Contract type name	GDS Contract
Purpose of contract	General
Contract start date	17/12/2012
Contract end date	

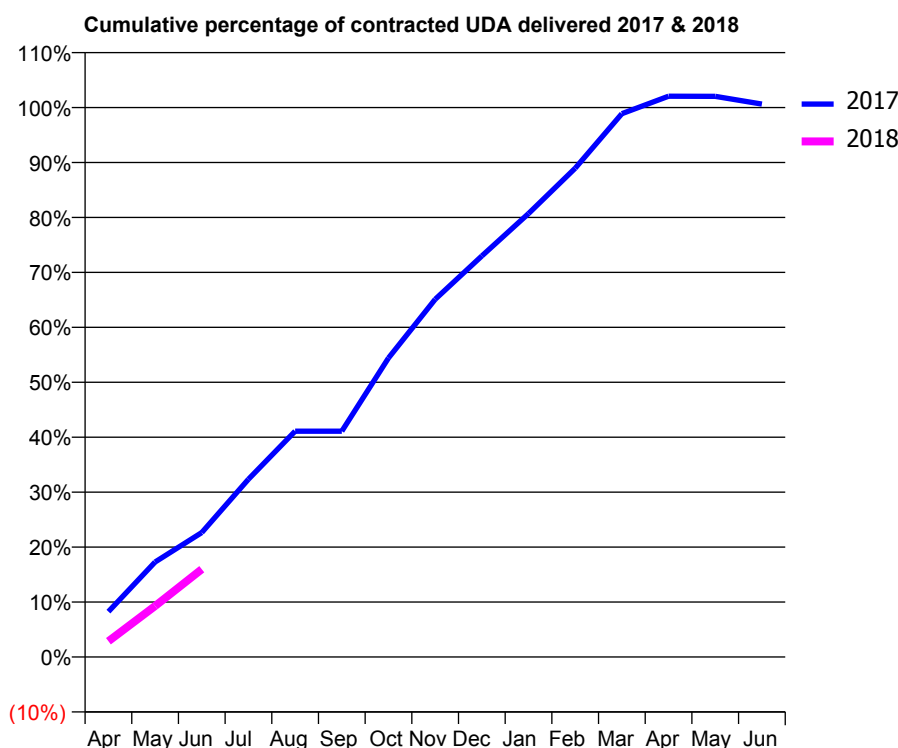
17/18 Contracted general activity (UDA)	18,150
Carry forward general activity (UDA)	0
17/18 Contracted orthodontic activity (UOA)	0
Carry forward orthodontic activity (UOA)	0
Baseline contract value	£535,561.29

ACCESS*

Patients seen in 24 months	Total	Change since previous quarter
Quarter ending June 2016	5,466	
Quarter ending September 2016	5,361	↓
Quarter ending December 2016	5,589	↑
Quarter ending March 2017	5,636	→
Quarter ending June 2017	5,615	→
Variance since June 2016	2.7%	↑



ACTIVITY



Adjusted Scheduled Activity (UDA)		
Month	2017	2018
April	1,499	523
May	3,136	1,684
June	4,112	2,899
July	5,871	
August	7,457	
September	7,457	
October	9,878	
November	11,813	
December	13,245	
January	14,648	
February	16,144	
March	17,946	
April	18,524	
May	18,520	
June	18,261	

QUALITY

	Quantity	Base Number	Contract	AT	Region	England
% of FP17s for the same patient ID Re-attending within 3 months - Children	26	284	9.2%	9.4%	11.6%	12.0%
% of FP17s for the same patient ID Re-attending within 3 months - Adults	167	1,193	14.0%	15.1%	15.9%	16.0%
% of FP17s for the same patient ID Re-attending between 3 & 9 months - Children	153	284	53.9%	59.5%	60.4%	58.0%
% of FP17s for the same patient ID Re-attending between 3 & 9 months - Adults	548	1,193	45.9%	51.8%	52.3%	50.9%
% of FP17s for Band 1 Urgent Courses	144	1,331	10.8%	9.5%	9.5%	9.1%
% of FP17s Relating to Free Repair or Replacements	6	1,331	0.5%	0.6%	0.7%	0.8%
% of FP17s Relating to Continuations	31	1,331	2.3%	1.0%	1.0%	1.1%
% of Patients satisfied with the dentistry they have received	12	12	100.0%	90.8%	91.9%	91.7%
% of Patients satisfied with the time they had to wait for an appointment	11	12	91.7%	87.8%	88.0%	88.0%

* This is based on patients treated on this contract for their most recent course of treatment. Figures in italics indicate the base number of FP17s or Patient Questionnaire responses are less than 100. N/A is shown where the base number of responses is less than 10 during the period. % is calculated as Quantity/Base number*100

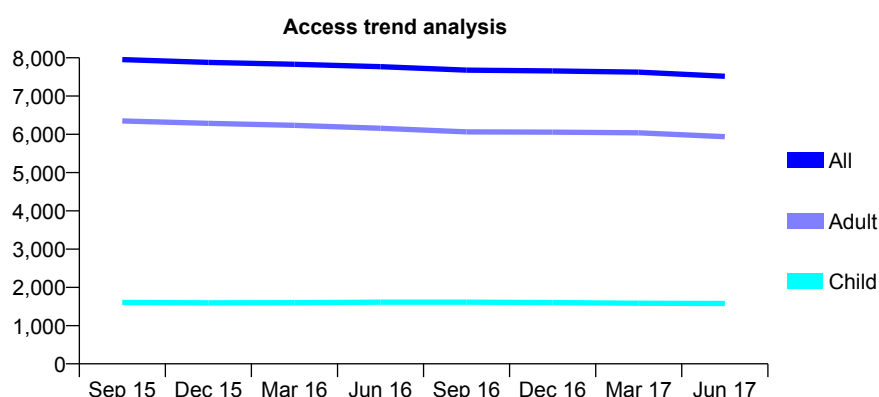
Q68 - Vital Signs At a Glance Contract Report for 161322/0001 - June 2017

Name or company name	NORTH LAINES DENTAL PRACTICE
Contract type name	GDS Contract
Purpose of contract	General
Contract start date	01/04/2008
Contract end date	

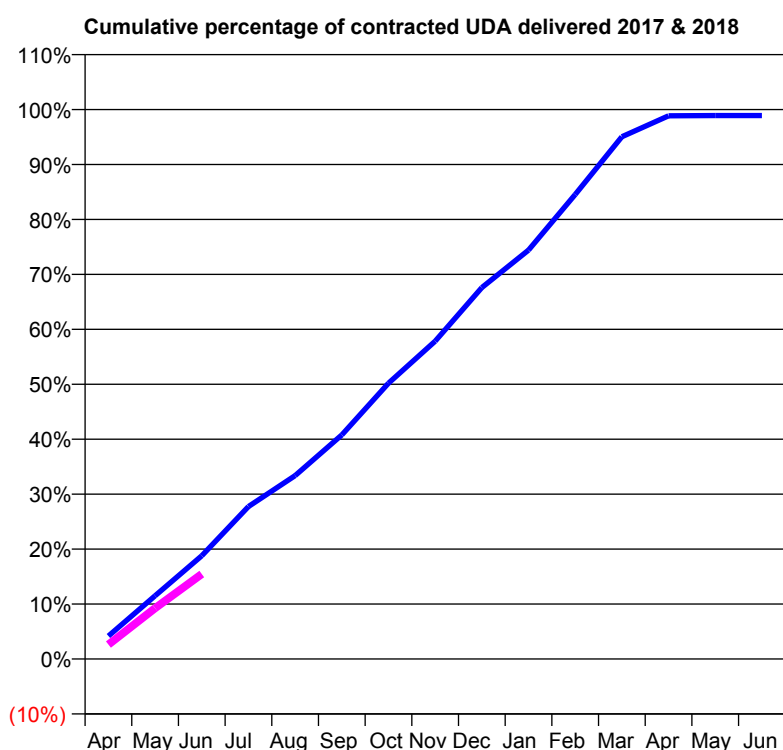
17/18 Contracted general activity (UDA)	25,769
Carry forward general activity (UDA)	0
17/18 Contracted orthodontic activity (UOA)	0
Carry forward orthodontic activity (UOA)	0
Baseline contract value	£731,429.80

ACCESS*

Patients seen in 24 months	Total	Change since previous quarter
Quarter ending June 2016	7,769	
Quarter ending September 2016	7,677	↓
Quarter ending December 2016	7,658	→
Quarter ending March 2017	7,624	→
Quarter ending June 2017	7,517	↓
Variance since June 2016	(3.2%)	↓



ACTIVITY



Adjusted Scheduled Activity (UDA)		
Month	2017	2018
April	1,082	676
May	2,967	2,388
June	4,841	3,986
July	7,153	
August	8,603	
September	10,506	
October	12,934	
November	14,903	
December	17,417	
January	19,177	
February	21,786	
March	24,493	
April	25,476	
May	25,486	
June	25,485	

QUALITY

	Quantity	Base Number	Contract	AT	Region	England
% of FP17s for the same patient ID Re-attending within 3 months - Children	64	549	11.7%	9.4%	11.6%	12.0%
% of FP17s for the same patient ID Re-attending within 3 months - Adults	352	1,798	19.6%	15.1%	15.9%	16.0%
% of FP17s for the same patient ID Re-attending between 3 & 9 months - Children	295	549	53.7%	59.5%	60.4%	58.0%
% of FP17s for the same patient ID Re-attending between 3 & 9 months - Adults	788	1,798	43.8%	51.8%	52.3%	50.9%
% of FP17s for Band 1 Urgent Courses	275	1,915	14.4%	9.5%	9.5%	9.1%
% of FP17s Relating to Free Repair or Replacements	18	1,915	0.9%	0.6%	0.7%	0.8%
% of FP17s Relating to Continuations	12	1,915	0.6%	1.0%	1.0%	1.1%
% of Patients satisfied with the dentistry they have received	10	10	100.0%	90.8%	91.9%	91.7%
% of Patients satisfied with the time they had to wait for an appointment	9	10	90.0%	87.8%	88.0%	88.0%

* This is based on patients treated on this contract for their most recent course of treatment. Figures in italics indicate the base number of FP17s or Patient Questionnaire responses are less than 100. N/A is shown where the base number of responses is less than 10 during the period. % is calculated as Quantity/Base number*100

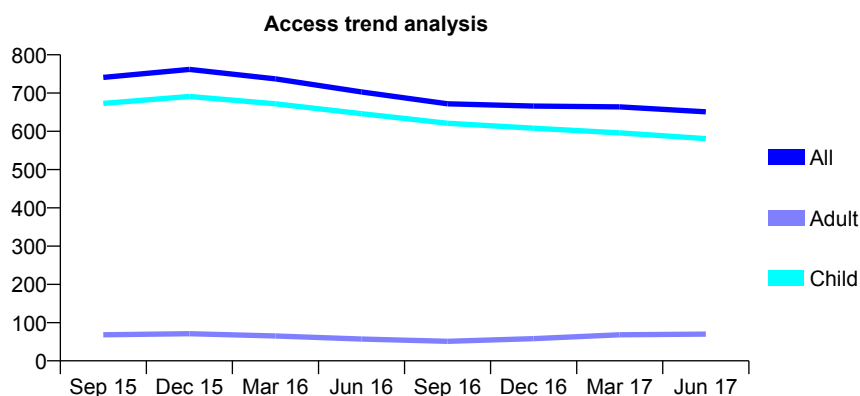
Q68 - Vital Signs At a Glance Contract Report for 162108/0001 - June 2017

Name or company name	Mr M Clery and Ms R Amlani
Contract type name	GDS Contract
Purpose of contract	General
Contract start date	01/04/2010
Contract end date	

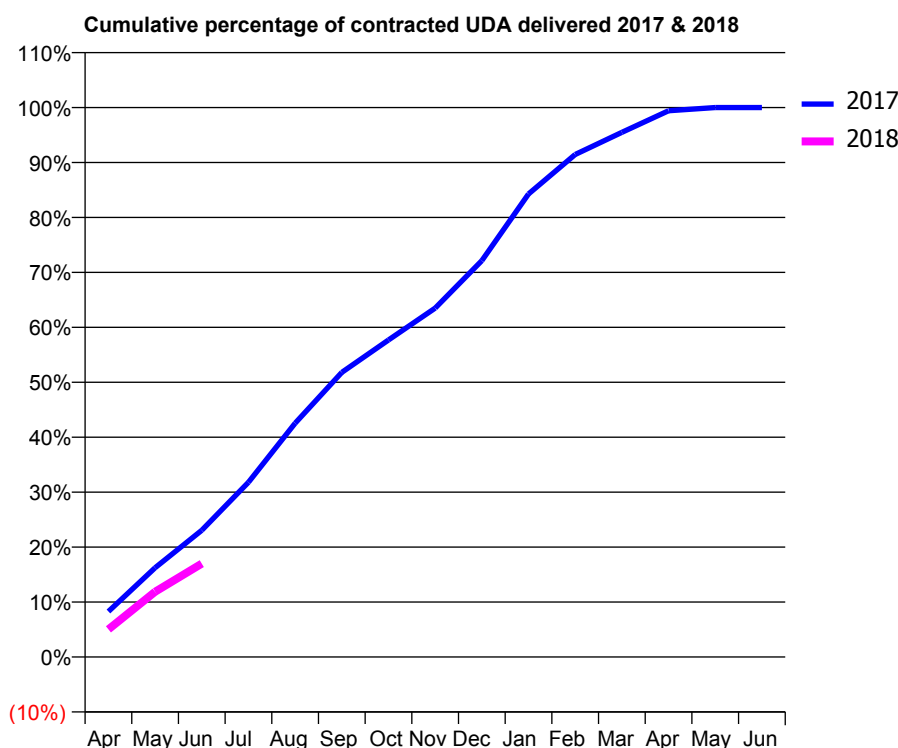
17/18 Contracted general activity (UDA)	1,170
Carry forward general activity (UDA)	0
17/18 Contracted orthodontic activity (UOA)	0
Carry forward orthodontic activity (UOA)	0
Baseline contract value	£29,804.31

ACCESS*

Patients seen in 24 months	Total	Change since previous quarter
Quarter ending June 2016	703	
Quarter ending September 2016	672	↓
Quarter ending December 2016	666	→
Quarter ending March 2017	664	→
Quarter ending June 2017	651	↓
Variance since June 2016	(7.4%)	↓



ACTIVITY



Adjusted Scheduled Activity (UDA)		
Month	2017	2018
April	97	59
May	190	139
June	270	199
July	372	
August	498	
September	606	
October	675	
November	743	
December	844	
January	986	
February	1,070	
March	1,117	
April	1,163	
May	1,170	
June	1,170	

QUALITY

	Quantity	Base Number	Contract	AT	Region	England
% of FP17s for the same patient ID Re-attending within 3 months - Children	11	206	5.3%	9.4%	11.6%	12.0%
% of FP17s for the same patient ID Re-attending within 3 months - Adults	1	8	12.5%	15.1%	15.9%	16.0%
% of FP17s for the same patient ID Re-attending between 3 & 9 months - Children	141	206	68.4%	59.5%	60.4%	58.0%
% of FP17s for the same patient ID Re-attending between 3 & 9 months - Adults	6	8	75.0%	51.8%	52.3%	50.9%
% of FP17s for Band 1 Urgent Courses	0	163	0.0%	9.5%	9.5%	9.1%
% of FP17s Relating to Free Repair or Replacements	0	163	0.0%	0.6%	0.7%	0.8%
% of FP17s Relating to Continuations	0	163	0.0%	1.0%	1.0%	1.1%
% of Patients satisfied with the dentistry they have received	0	0	N/A	90.8%	91.9%	91.7%
% of Patients satisfied with the time they had to wait for an appointment	0	0	N/A	87.8%	88.0%	88.0%

* This is based on patients treated on this contract for their most recent course of treatment. Figures in italics indicate the base number of FP17s or Patient Questionnaire responses are less than 100. N/A is shown where the base number of responses is less than 10 during the period. % is calculated as Quantity/Base number*100

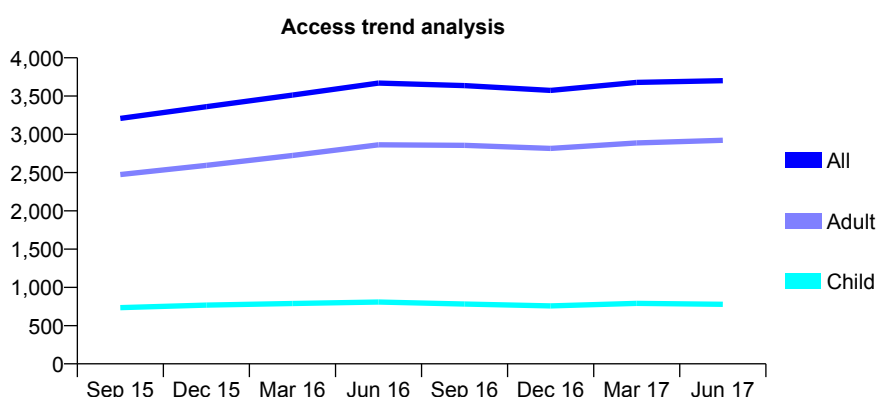
Q68 - Vital Signs At a Glance Contract Report for 162434/0001 - June 2017

Name or company name	Mr A Eyrumlu, Mr M Eyrumlu & Mr M Darat
Contract type name	GDS Contract
Purpose of contract	General
Contract start date	01/08/2014
Contract end date	

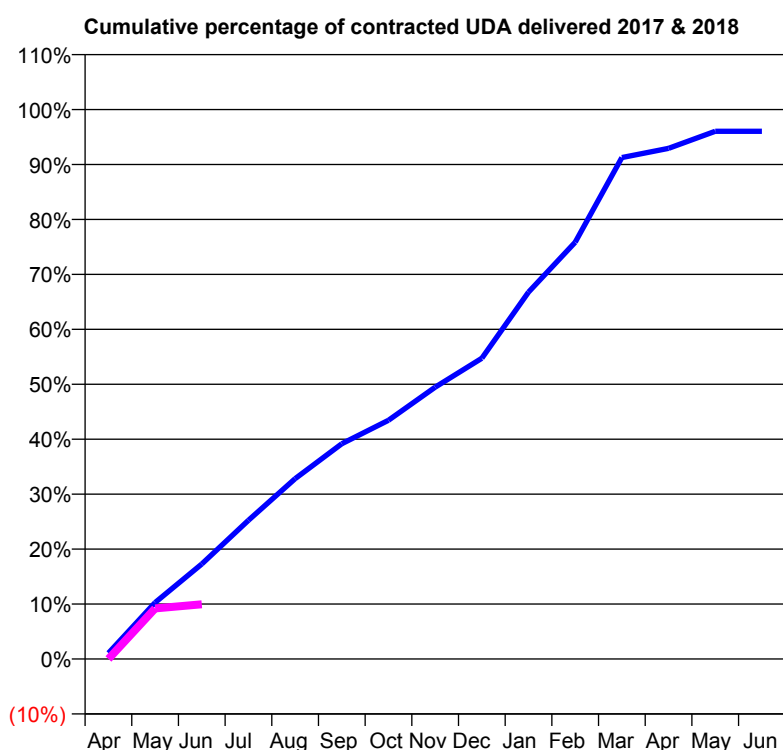
17/18 Contracted general activity (UDA)	13,000
Carry forward general activity (UDA)	0
17/18 Contracted orthodontic activity (UOA)	0
Carry forward orthodontic activity (UOA)	0
Baseline contract value	£359,336.64

ACCESS*

Patients seen in 24 months	Total	Change since previous quarter
Quarter ending June 2016	3,670	
Quarter ending September 2016	3,637	→
Quarter ending December 2016	3,574	↓
Quarter ending March 2017	3,679	↑
Quarter ending June 2017	3,701	→
Variance since June 2016	0.8%	→



ACTIVITY



Adjusted Scheduled Activity (UDA)		
Month	2017	2018
April	141	0
May	1,335	1,198
June	2,249	1,296
July	3,284	
August	4,267	
September	5,092	
October	5,649	
November	6,430	
December	7,116	
January	8,681	
February	9,859	
March	11,862	
April	12,079	
May	12,486	
June	12,486	

QUALITY

	Quantity	Base Number	Contract	AT	Region	England
% of FP17s for the same patient ID Re-attending within 3 months - Children	12	168	7.1%	9.4%	11.6%	12.0%
% of FP17s for the same patient ID Re-attending within 3 months - Adults	75	704	10.7%	15.1%	15.9%	16.0%
% of FP17s for the same patient ID Re-attending between 3 & 9 months - Children	85	168	50.6%	59.5%	60.4%	58.0%
% of FP17s for the same patient ID Re-attending between 3 & 9 months - Adults	310	704	44.0%	51.8%	52.3%	50.9%
% of FP17s for Band 1 Urgent Courses	50	614	8.1%	9.5%	9.5%	9.1%
% of FP17s Relating to Free Repair or Replacements	0	614	0.0%	0.6%	0.7%	0.8%
% of FP17s Relating to Continuations	18	614	2.9%	1.0%	1.0%	1.1%
% of Patients satisfied with the dentistry they have received	14	15	93.3%	90.8%	91.9%	91.7%
% of Patients satisfied with the time they had to wait for an appointment	14	15	93.3%	87.8%	88.0%	88.0%

* This is based on patients treated on this contract for their most recent course of treatment. Figures in italics indicate the base number of FP17s or Patient Questionnaire responses are less than 100. N/A is shown where the base number of responses is less than 10 during the period. % is calculated as Quantity/Base number*100

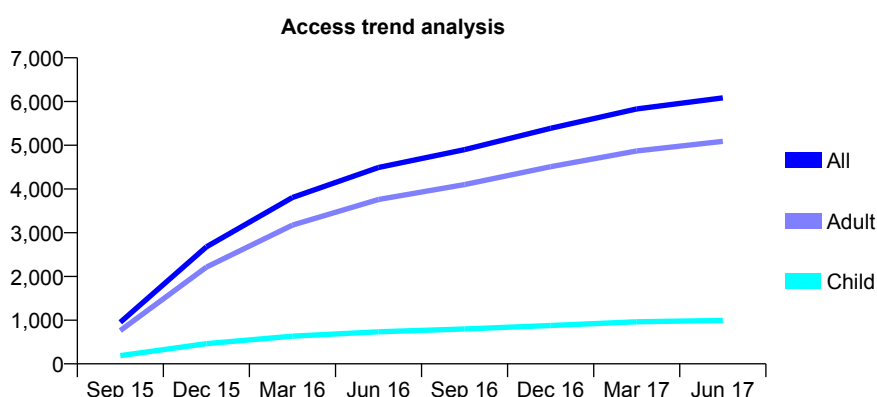
Q68 - Vital Signs At a Glance Contract Report for 162531/0001 - June 2017

Name or company name	The Dental Surgery Partnership
Contract type name	GDS Contract
Purpose of contract	General
Contract start date	01/08/2015
Contract end date	

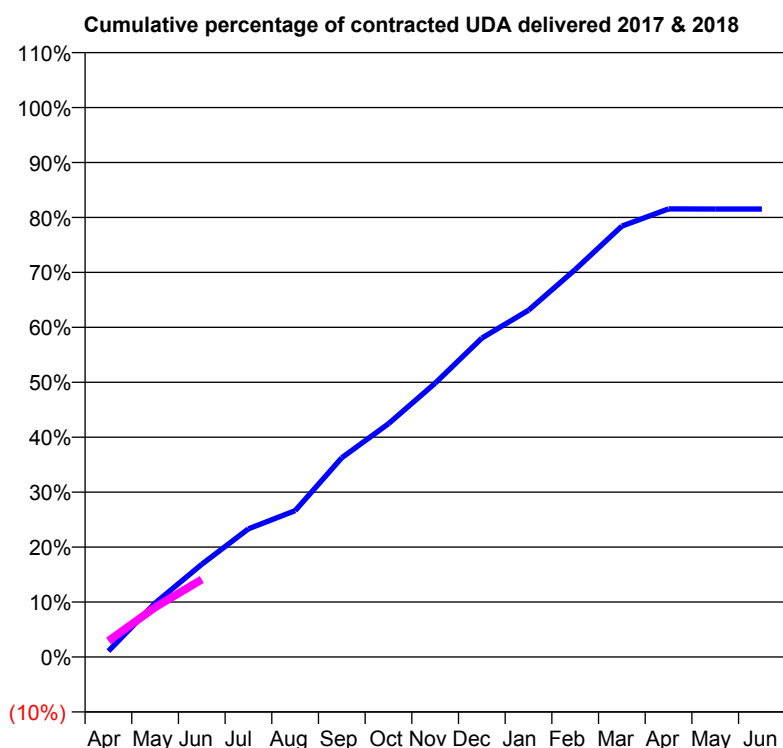
17/18 Contracted general activity (UDA)	21,012
Carry forward general activity (UDA)	0
17/18 Contracted orthodontic activity (UOA)	0
Carry forward orthodontic activity (UOA)	0
Baseline contract value	£539,690.44

ACCESS*

Patients seen in 24 months	Total	Change since previous quarter
Quarter ending June 2016	4,492	
Quarter ending September 2016	4,900	↑
Quarter ending December 2016	5,388	↑
Quarter ending March 2017	5,831	↑
Quarter ending June 2017	6,084	↑
Variance since June 2016	35.4%	↑



ACTIVITY



Adjusted Scheduled Activity (UDA)		
Month	2017	2018
April	227	615
May	2,064	1,900
June	3,545	2,965
July	4,904	
August	5,595	
September	7,620	
October	8,918	
November	10,470	
December	12,194	
January	13,258	
February	14,816	
March	16,479	
April	17,136	
May	17,130	
June	17,130	

QUALITY

	Quantity	Base Number	Contract	AT	Region	England
% of FP17s for the same patient ID Re-attending within 3 months - Children	27	316	8.5%	9.4%	11.6%	12.0%
% of FP17s for the same patient ID Re-attending within 3 months - Adults	280	1,553	18.0%	15.1%	15.9%	16.0%
% of FP17s for the same patient ID Re-attending between 3 & 9 months - Children	161	316	50.9%	59.5%	60.4%	58.0%
% of FP17s for the same patient ID Re-attending between 3 & 9 months - Adults	727	1,553	46.8%	51.8%	52.3%	50.9%
% of FP17s for Band 1 Urgent Courses	151	1,525	9.9%	9.5%	9.5%	9.1%
% of FP17s Relating to Free Repair or Replacements	7	1,525	0.5%	0.6%	0.7%	0.8%
% of FP17s Relating to Continuations	52	1,525	3.4%	1.0%	1.0%	1.1%
% of Patients satisfied with the dentistry they have received	6	7	N/A	90.8%	91.9%	91.7%
% of Patients satisfied with the time they had to wait for an appointment	4	7	N/A	87.8%	88.0%	88.0%

* This is based on patients treated on this contract for their most recent course of treatment. Figures in italics indicate the base number of FP17s or Patient Questionnaire responses are less than 100. N/A is shown where the base number of responses is less than 10 during the period. % is calculated as Quantity/Base number*100

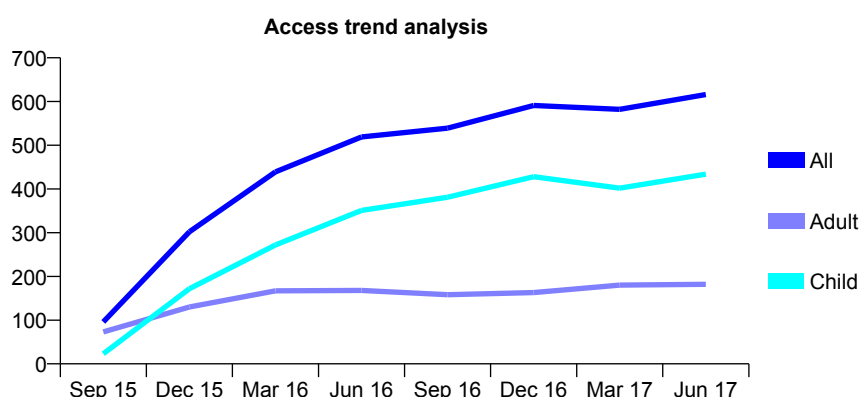
Q68 - Vital Signs At a Glance Contract Report for 162639/0001 - June 2017

Name or company name	MR M SEIFOURI
Contract type name	GDS Contract
Purpose of contract	General
Contract start date	01/09/2015
Contract end date	

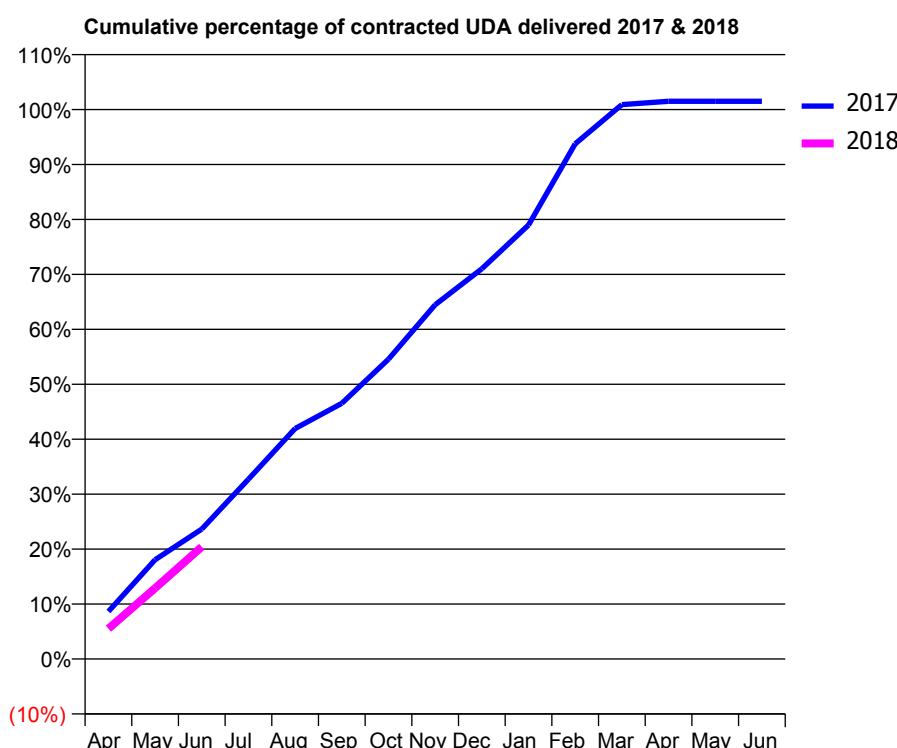
17/18 Contracted general activity (UDA)	1,434
Carry forward general activity (UDA)	0
17/18 Contracted orthodontic activity (UOA)	0
Carry forward orthodontic activity (UOA)	0
Baseline contract value	£32,704.48

ACCESS*

Patients seen in 24 months	Total	Change since previous quarter
Quarter ending June 2016	519	
Quarter ending September 2016	539	↑
Quarter ending December 2016	591	↑
Quarter ending March 2017	582	↓
Quarter ending June 2017	616	↑
Variance since June 2016	18.7%	↑



ACTIVITY



Adjusted Scheduled Activity (UDA)		
Month	2017	2018
April	124	79
May	259	185
June	339	293
July	469	
August	601	
September	667	
October	782	
November	924	
December	1,018	
January	1,132	
February	1,345	
March	1,447	
April	1,456	
May	1,456	
June	1,456	

QUALITY

	Quantity	Base Number	Contract	AT	Region	England
% of FP17s for the same patient ID Re-attending within 3 months - Children	2	181	1.1%	9.4%	11.6%	12.0%
% of FP17s for the same patient ID Re-attending within 3 months - Adults	2	38	5.3%	15.1%	15.9%	16.0%
% of FP17s for the same patient ID Re-attending between 3 & 9 months - Children	111	181	61.3%	59.5%	60.4%	58.0%
% of FP17s for the same patient ID Re-attending between 3 & 9 months - Adults	5	38	13.2%	51.8%	52.3%	50.9%
% of FP17s for Band 1 Urgent Courses	0	212	0.0%	9.5%	9.5%	9.1%
% of FP17s Relating to Free Repair or Replacements	0	212	0.0%	0.6%	0.7%	0.8%
% of FP17s Relating to Continuations	0	212	0.0%	1.0%	1.0%	1.1%
% of Patients satisfied with the dentistry they have received	0	0	N/A	90.8%	91.9%	91.7%
% of Patients satisfied with the time they had to wait for an appointment	0	0	N/A	87.8%	88.0%	88.0%

* This is based on patients treated on this contract for their most recent course of treatment. Figures in italics indicate the base number of FP17s or Patient Questionnaire responses are less than 100. N/A is shown where the base number of responses is less than 10 during the period. % is calculated as Quantity/Base number*100

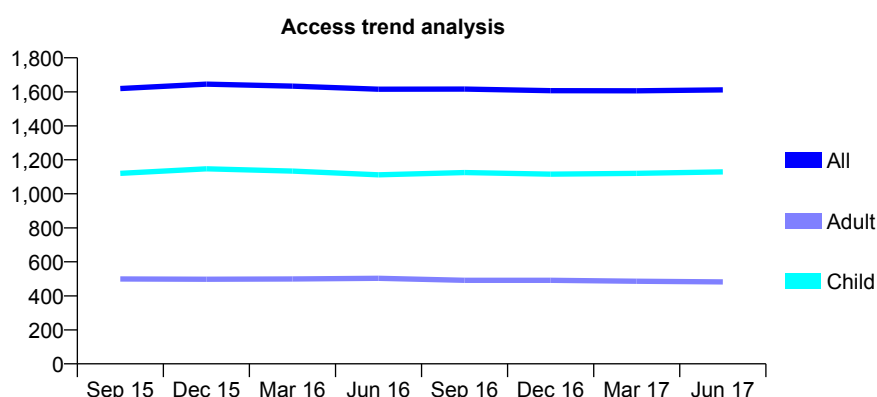
Q68 - Vital Signs At a Glance Contract Report for 163430/0001 - June 2017

Name or company name	Ashley Dental Ltd
Contract type name	GDS Contract
Purpose of contract	General
Contract start date	01/04/2013
Contract end date	

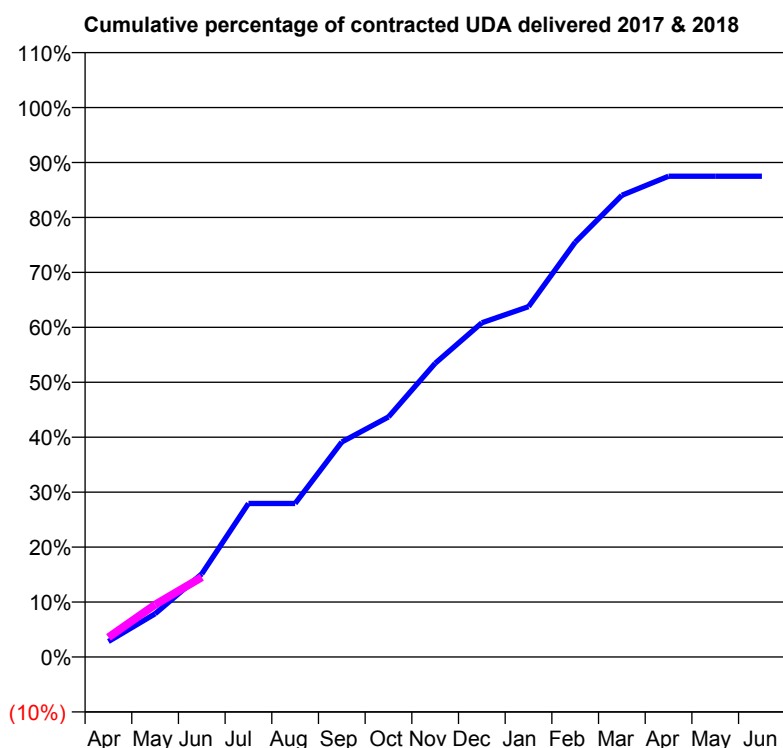
17/18 Contracted general activity (UDA)	3,896
Carry forward general activity (UDA)	0
17/18 Contracted orthodontic activity (UOA)	0
Carry forward orthodontic activity (UOA)	0
Baseline contract value	£96,250.73

ACCESS*

Patients seen in 24 months	Total	Change since previous quarter
Quarter ending June 2016	1,615	
Quarter ending September 2016	1,616	→
Quarter ending December 2016	1,607	→
Quarter ending March 2017	1,606	→
Quarter ending June 2017	1,611	→
Variance since June 2016	(0.2%)	→



ACTIVITY



Adjusted Scheduled Activity (UDA)		
Month	2017	2018
April	110	140
May	307	371
June	590	565
July	1,088	
August	1,088	
September	1,524	
October	1,702	
November	2,082	
December	2,370	
January	2,484	
February	2,941	
March	3,274	
April	3,409	
May	3,409	
June	3,409	

QUALITY

	Quantity	Base Number	Contract	AT	Region	England
% of FP17s for the same patient ID Re-attending within 3 months - Children	16	313	5.1%	9.4%	11.6%	12.0%
% of FP17s for the same patient ID Re-attending within 3 months - Adults	13	90	14.4%	15.1%	15.9%	16.0%
% of FP17s for the same patient ID Re-attending between 3 & 9 months - Children	138	313	44.1%	59.5%	60.4%	58.0%
% of FP17s for the same patient ID Re-attending between 3 & 9 months - Adults	42	90	46.7%	51.8%	52.3%	50.9%
% of FP17s for Band 1 Urgent Courses	7	362	1.9%	9.5%	9.5%	9.1%
% of FP17s Relating to Free Repair or Replacements	0	362	0.0%	0.6%	0.7%	0.8%
% of FP17s Relating to Continuations	2	362	0.6%	1.0%	1.0%	1.1%
% of Patients satisfied with the dentistry they have received	2	2	N/A	90.8%	91.9%	91.7%
% of Patients satisfied with the time they had to wait for an appointment	2	2	N/A	87.8%	88.0%	88.0%

* This is based on patients treated on this contract for their most recent course of treatment. Figures in italics indicate the base number of FP17s or Patient Questionnaire responses are less than 100. N/A is shown where the base number of responses is less than 10 during the period. % is calculated as Quantity/Base number*100

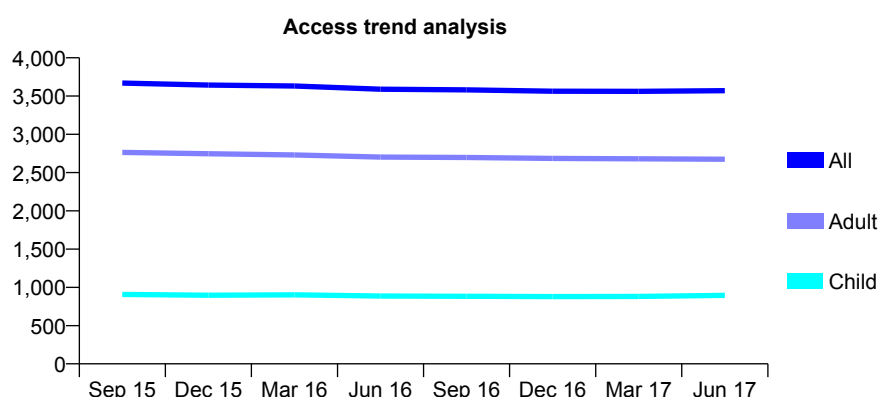
Q68 - Vital Signs At a Glance Contract Report for 164550/0001 - June 2017

Name or company name	Mr R Pant & Mrs R Pant
Contract type name	GDS Contract
Purpose of contract	General
Contract start date	01/04/2012
Contract end date	

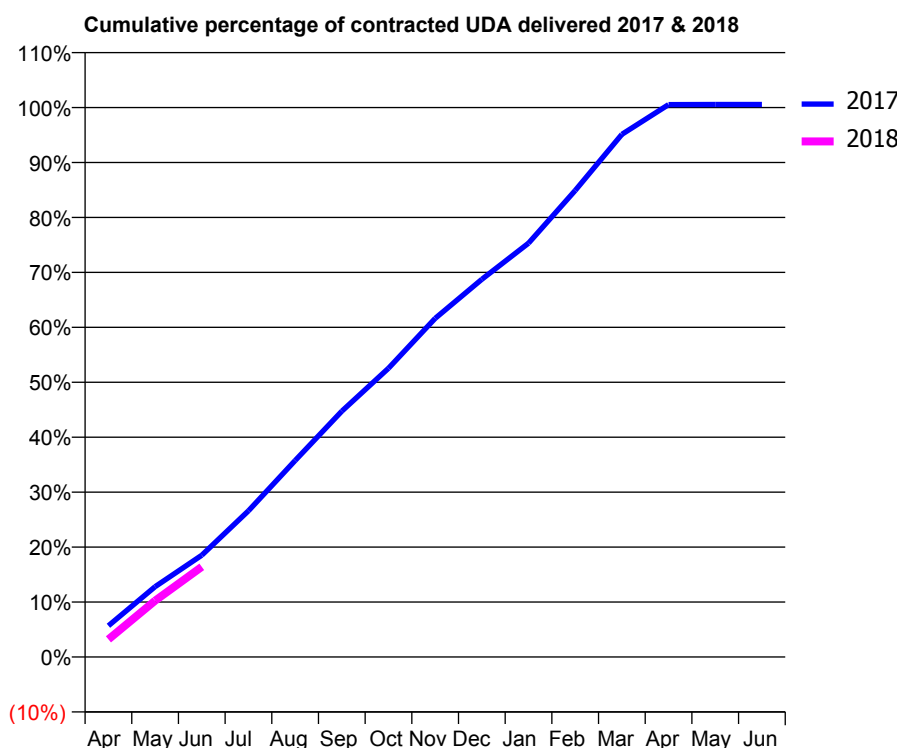
17/18 Contracted general activity (UDA)	13,273
Carry forward general activity (UDA)	0
17/18 Contracted orthodontic activity (UOA)	0
Carry forward orthodontic activity (UOA)	0
Baseline contract value	£405,810.96

ACCESS*

Patients seen in 24 months	Total	Change since previous quarter
Quarter ending June 2016	3,590	
Quarter ending September 2016	3,581	→
Quarter ending December 2016	3,564	→
Quarter ending March 2017	3,561	→
Quarter ending June 2017	3,570	→
Variance since June 2016	(0.6%)	→



ACTIVITY



Adjusted Scheduled Activity (UDA)		
Month	2017	2018
April	755	425
May	1,700	1,362
June	2,459	2,178
July	3,533	
August	4,745	
September	5,938	
October	6,976	
November	8,178	
December	9,123	
January	9,997	
February	11,267	
March	12,623	
April	13,342	
May	13,344	
June	13,344	

QUALITY

	Quantity	Base Number	Contract	AT	Region	England
% of FP17s for the same patient ID Re-attending within 3 months - Children	22	374	5.9%	9.4%	11.6%	12.0%
% of FP17s for the same patient ID Re-attending within 3 months - Adults	118	1,088	10.8%	15.1%	15.9%	16.0%
% of FP17s for the same patient ID Re-attending between 3 & 9 months - Children	275	374	73.5%	59.5%	60.4%	58.0%
% of FP17s for the same patient ID Re-attending between 3 & 9 months - Adults	839	1,088	77.1%	51.8%	52.3%	50.9%
% of FP17s for Band 1 Urgent Courses	74	1,203	6.2%	9.5%	9.5%	9.1%
% of FP17s Relating to Free Repair or Replacements	11	1,203	0.9%	0.6%	0.7%	0.8%
% of FP17s Relating to Continuations	4	1,203	0.3%	1.0%	1.0%	1.1%
% of Patients satisfied with the dentistry they have received	3	3	N/A	90.8%	91.9%	91.7%
% of Patients satisfied with the time they had to wait for an appointment	3	3	N/A	87.8%	88.0%	88.0%

* This is based on patients treated on this contract for their most recent course of treatment. Figures in italics indicate the base number of FP17s or Patient Questionnaire responses are less than 100. N/A is shown where the base number of responses is less than 10 during the period. % is calculated as Quantity/Base number*100

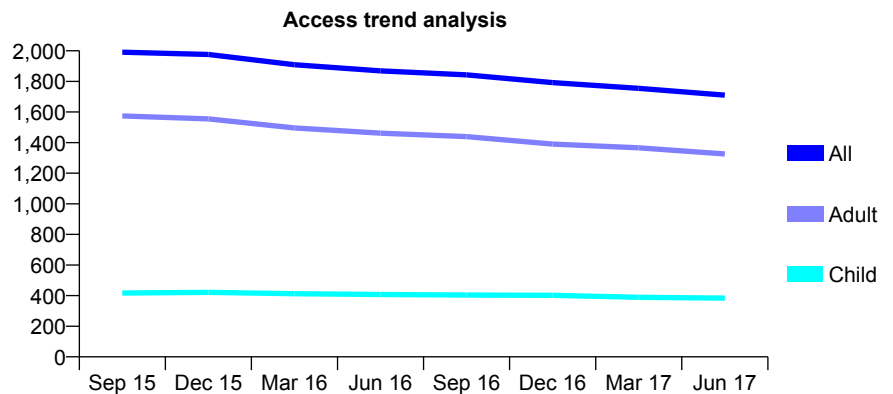
Q68 - Vital Signs At a Glance Contract Report for 164747/0001 - June 2017

Name or company name	Ferring Dental Practice Ltd
Contract type name	GDS Contract
Purpose of contract	General
Contract start date	01/11/2011
Contract end date	

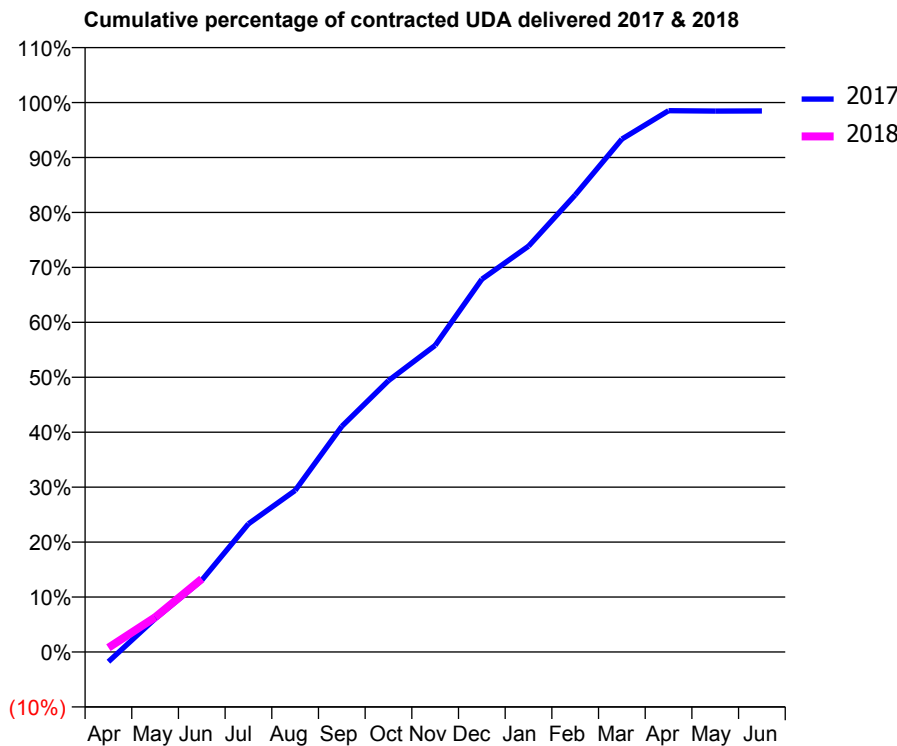
17/18 Contracted general activity (UDA)	5,726
Carry forward general activity (UDA)	0
17/18 Contracted orthodontic activity (UOA)	0
Carry forward orthodontic activity (UOA)	0
Baseline contract value	£139,992.89

ACCESS*

Patients seen in 24 months	Total	Change since previous quarter
Quarter ending June 2016	1,869	
Quarter ending September 2016	1,843	↓
Quarter ending December 2016	1,792	↓
Quarter ending March 2017	1,755	↓
Quarter ending June 2017	1,710	↓
Variance since June 2016	(8.5%)	↓



ACTIVITY



Adjusted Scheduled Activity (UDA)		
Month	2017	2018
April	-103	45
May	346	362
June	748	763
July	1,336	
August	1,683	
September	2,351	
October	2,829	
November	3,195	
December	3,884	
January	4,229	
February	4,763	
March	5,345	
April	5,641	
May	5,637	
June	5,638	

QUALITY

	Quantity	Base Number	Contract	AT	Region	England
% of FP17s for the same patient ID Re-attending within 3 months - Children	2	99	2.0%	9.4%	11.6%	12.0%
% of FP17s for the same patient ID Re-attending within 3 months - Adults	56	378	14.8%	15.1%	15.9%	16.0%
% of FP17s for the same patient ID Re-attending between 3 & 9 months - Children	70	99	70.7%	59.5%	60.4%	58.0%
% of FP17s for the same patient ID Re-attending between 3 & 9 months - Adults	251	378	66.4%	51.8%	52.3%	50.9%
% of FP17s for Band 1 Urgent Courses	33	397	8.3%	9.5%	9.5%	9.1%
% of FP17s Relating to Free Repair or Replacements	6	397	1.5%	0.6%	0.7%	0.8%
% of FP17s Relating to Continuations	3	397	0.8%	1.0%	1.0%	1.1%
% of Patients satisfied with the dentistry they have received	4	4	N/A	90.8%	91.9%	91.7%
% of Patients satisfied with the time they had to wait for an appointment	4	4	N/A	87.8%	88.0%	88.0%

* This is based on patients treated on this contract for their most recent course of treatment. Figures in italics indicate the base number of FP17s or Patient Questionnaire responses are less than 100. N/A is shown where the base number of responses is less than 10 during the period. % is calculated as Quantity/Base number*100

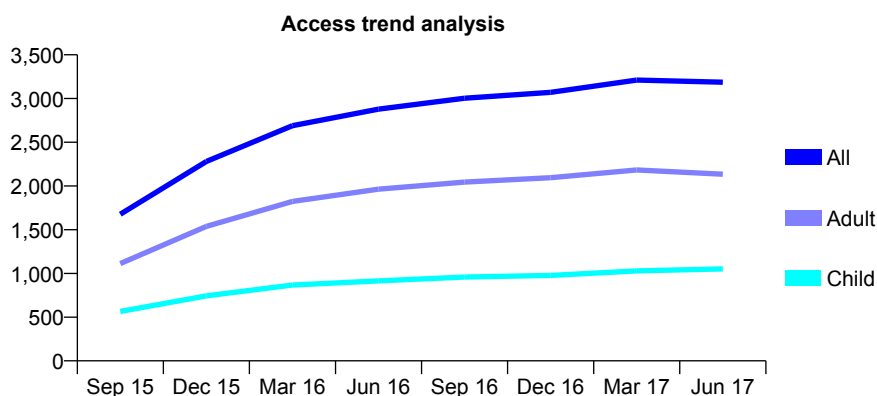
Q68 - Vital Signs At a Glance Contract Report for 165786/0001 - June 2017

Name or company name	Mr A Mykoniatis and Mr S Kolonidis
Contract type name	GDS Contract
Purpose of contract	General
Contract start date	06/04/2015
Contract end date	

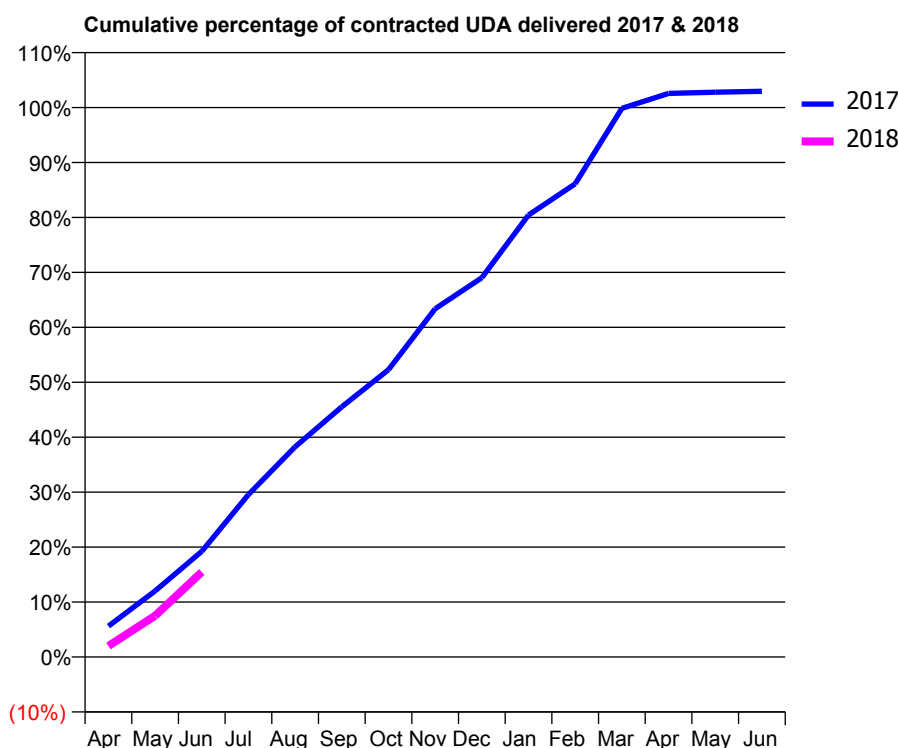
17/18 Contracted general activity (UDA)	12,500
Carry forward general activity (UDA)	0
17/18 Contracted orthodontic activity (UOA)	0
Carry forward orthodontic activity (UOA)	0
Baseline contract value	£289,764.81

ACCESS*

Patients seen in 24 months	Total	Change since previous quarter
Quarter ending June 2016	2,878	
Quarter ending September 2016	3,003	↑
Quarter ending December 2016	3,071	↑
Quarter ending March 2017	3,211	↑
Quarter ending June 2017	3,186	→
Variance since June 2016	10.7%	↑



ACTIVITY



Month	Adjusted Scheduled Activity (UDA)	
	2017	2018
April	701	250
May	1,503	938
June	2,405	1,935
July	3,697	
August	4,782	
September	5,692	
October	6,536	
November	7,922	
December	8,629	
January	10,056	
February	10,763	
March	12,480	
April	12,821	
May	12,847	
June	12,868	

QUALITY

	Quantity	Base Number	Contract	AT	Region	England
% of FP17s for the same patient ID Re-attending within 3 months - Children	20	349	5.7%	9.4%	11.6%	12.0%
% of FP17s for the same patient ID Re-attending within 3 months - Adults	94	664	14.2%	15.1%	15.9%	16.0%
% of FP17s for the same patient ID Re-attending between 3 & 9 months - Children	226	349	64.8%	59.5%	60.4%	58.0%
% of FP17s for the same patient ID Re-attending between 3 & 9 months - Adults	441	664	66.4%	51.8%	52.3%	50.9%
% of FP17s for Band 1 Urgent Courses	99	865	11.4%	9.5%	9.5%	9.1%
% of FP17s Relating to Free Repair or Replacements	3	865	0.3%	0.6%	0.7%	0.8%
% of FP17s Relating to Continuations	0	865	0.0%	1.0%	1.0%	1.1%
% of Patients satisfied with the dentistry they have received	7	7	N/A	90.8%	91.9%	91.7%
% of Patients satisfied with the time they had to wait for an appointment	7	7	N/A	87.8%	88.0%	88.0%

* This is based on patients treated on this contract for their most recent course of treatment. Figures in italics indicate the base number of FP17s or Patient Questionnaire responses are less than 100. N/A is shown where the base number of responses is less than 10 during the period. % is calculated as Quantity/Base number*100

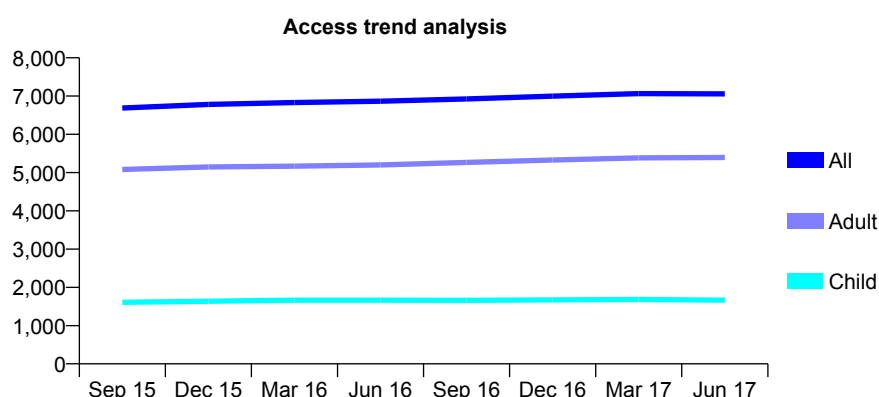
Q68 - Vital Signs At a Glance Contract Report for 166030/0001 - June 2017

Name or company name	Cranleigh Practice Ltd
Contract type name	GDS Contract
Purpose of contract	General
Contract start date	01/04/2008
Contract end date	

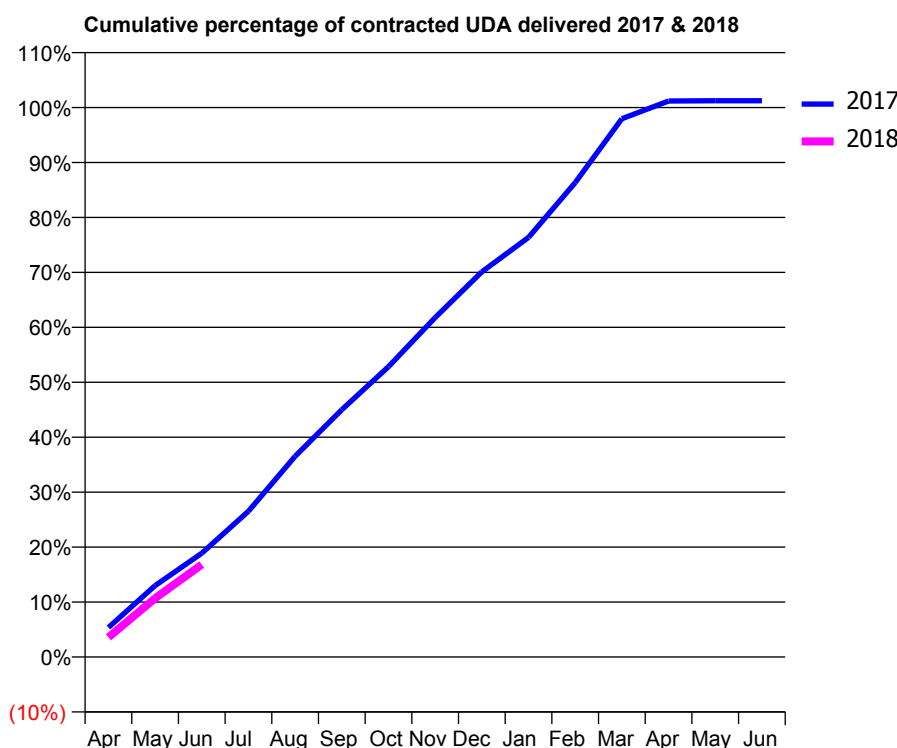
17/18 Contracted general activity (UDA)	18,581
Carry forward general activity (UDA)	0
17/18 Contracted orthodontic activity (UOA)	0
Carry forward orthodontic activity (UOA)	0
Baseline contract value	£487,667.19

ACCESS*

Patients seen in 24 months	Total	Change since previous quarter
Quarter ending June 2016	6,864	
Quarter ending September 2016	6,925	→
Quarter ending December 2016	6,999	→
Quarter ending March 2017	7,064	→
Quarter ending June 2017	7,057	→
Variance since June 2016	2.8%	↑



ACTIVITY



Adjusted Scheduled Activity (UDA)		
Month	2017	2018
April	999	667
May	2,417	1,984
June	3,511	3,128
July	4,932	
August	6,790	
September	8,360	
October	9,820	
November	11,480	
December	13,025	
January	14,188	
February	16,041	
March	18,203	
April	18,799	
May	18,807	
June	18,807	

QUALITY

	Quantity	Base Number	Contract	AT	Region	England
% of FP17s for the same patient ID Re-attending within 3 months - Children	19	458	4.1%	9.4%	11.6%	12.0%
% of FP17s for the same patient ID Re-attending within 3 months - Adults	141	1,524	9.3%	15.1%	15.9%	16.0%
% of FP17s for the same patient ID Re-attending between 3 & 9 months - Children	307	458	67.0%	59.5%	60.4%	58.0%
% of FP17s for the same patient ID Re-attending between 3 & 9 months - Adults	979	1,524	64.2%	51.8%	52.3%	50.9%
% of FP17s for Band 1 Urgent Courses	102	1,706	6.0%	9.5%	9.5%	9.1%
% of FP17s Relating to Free Repair or Replacements	5	1,706	0.3%	0.6%	0.7%	0.8%
% of FP17s Relating to Continuations	28	1,706	1.6%	1.0%	1.0%	1.1%
% of Patients satisfied with the dentistry they have received	8	8	N/A	90.8%	91.9%	91.7%
% of Patients satisfied with the time they had to wait for an appointment	7	8	N/A	87.8%	88.0%	88.0%

* This is based on patients treated on this contract for their most recent course of treatment. Figures in italics indicate the base number of FP17s or Patient Questionnaire responses are less than 100. N/A is shown where the base number of responses is less than 10 during the period. % is calculated as Quantity/Base number*100

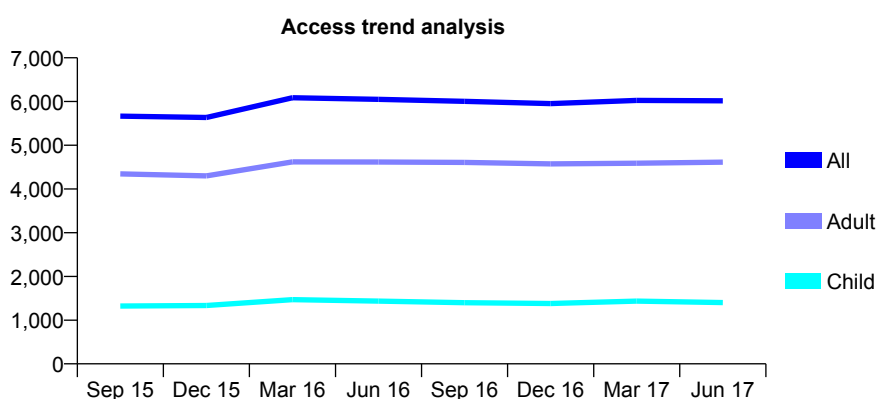
Q68 - Vital Signs At a Glance Contract Report for 166782/0001 - June 2017

Name or company name	Alfa Dental Ltd
Contract type name	GDS Contract
Purpose of contract	General
Contract start date	01/08/2007
Contract end date	

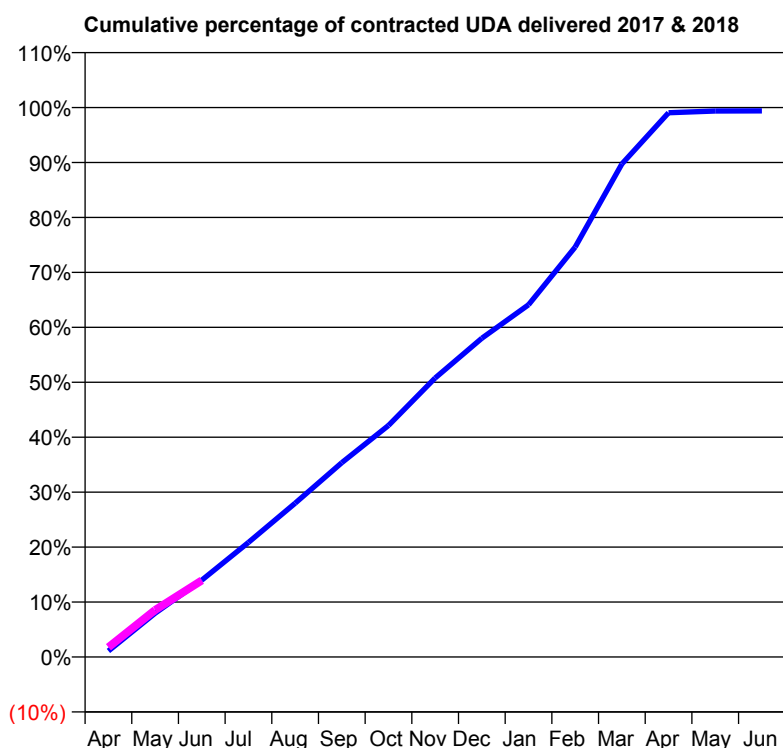
17/18 Contracted general activity (UDA)	20,646
Carry forward general activity (UDA)	0
17/18 Contracted orthodontic activity (UOA)	0
Carry forward orthodontic activity (UOA)	0
Baseline contract value	£630,923.57

ACCESS*

Patients seen in 24 months	Total	Change since previous quarter
Quarter ending June 2016	6,049	
Quarter ending September 2016	6,005	→
Quarter ending December 2016	5,953	→
Quarter ending March 2017	6,025	→
Quarter ending June 2017	6,015	→
Variance since June 2016	(0.6%)	→



ACTIVITY



Adjusted Scheduled Activity (UDA)		
Month	2017	2018
April	229	368
May	1,648	1,766
June	2,889	2,878
July	4,306	
August	5,779	
September	7,300	
October	8,701	
November	10,483	
December	11,976	
January	13,236	
February	15,405	
March	18,524	
April	20,449	
May	20,515	
June	20,518	

QUALITY

	Quantity	Base Number	Contract	AT	Region	England
% of FP17s for the same patient ID Re-attending within 3 months - Children	53	377	14.1%	9.4%	11.6%	12.0%
% of FP17s for the same patient ID Re-attending within 3 months - Adults	201	1,128	17.8%	15.1%	15.9%	16.0%
% of FP17s for the same patient ID Re-attending between 3 & 9 months - Children	152	377	40.3%	59.5%	60.4%	58.0%
% of FP17s for the same patient ID Re-attending between 3 & 9 months - Adults	401	1,128	35.5%	51.8%	52.3%	50.9%
% of FP17s for Band 1 Urgent Courses	202	1,114	18.1%	9.5%	9.5%	9.1%
% of FP17s Relating to Free Repair or Replacements	6	1,114	0.5%	0.6%	0.7%	0.8%
% of FP17s Relating to Continuations	12	1,114	1.1%	1.0%	1.0%	1.1%
% of Patients satisfied with the dentistry they have received	23	25	92.0%	90.8%	91.9%	91.7%
% of Patients satisfied with the time they had to wait for an appointment	22	25	88.0%	87.8%	88.0%	88.0%

* This is based on patients treated on this contract for their most recent course of treatment. Figures in italics indicate the base number of FP17s or Patient Questionnaire responses are less than 100. N/A is shown where the base number of responses is less than 10 during the period. % is calculated as Quantity/Base number*100

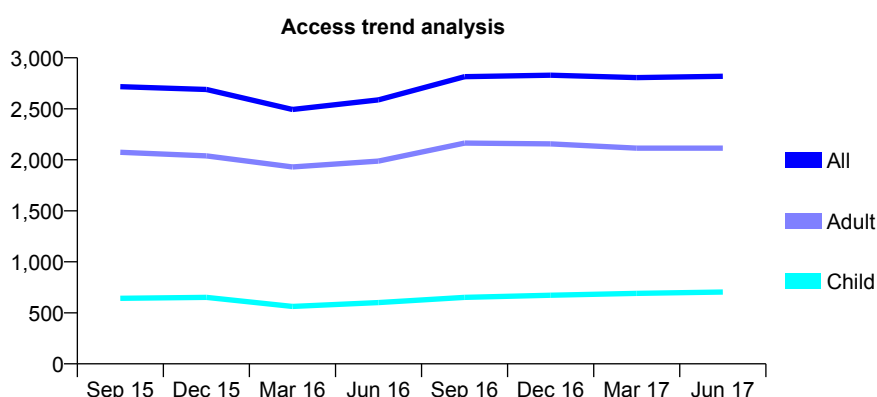
Q68 - Vital Signs At a Glance Contract Report for 166782/0002 - June 2017

Name or company name	Alfa Dental Ltd
Contract type name	GDS Contract
Purpose of contract	General
Contract start date	01/08/2007
Contract end date	

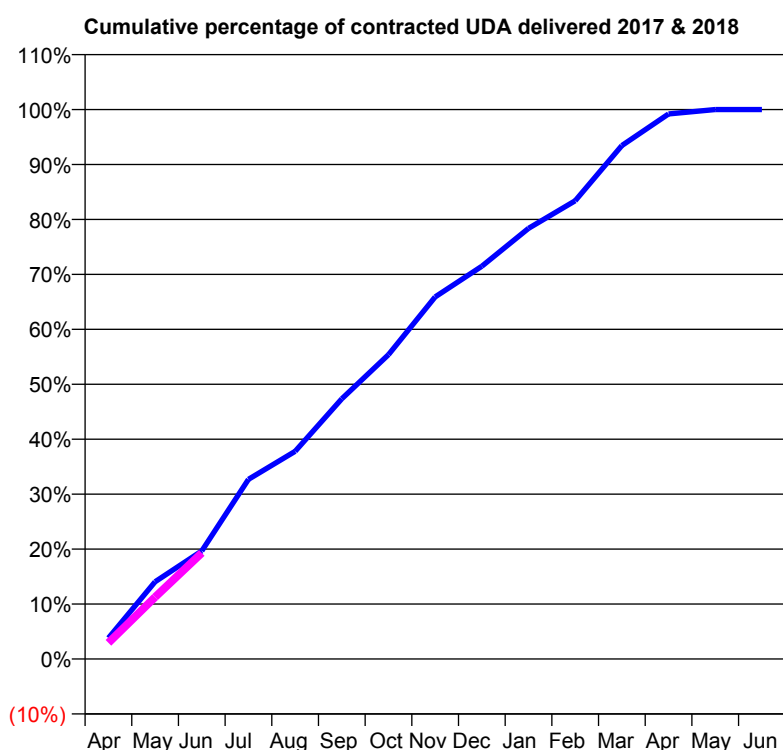
17/18 Contracted general activity (UDA)	9,694
Carry forward general activity (UDA)	0
17/18 Contracted orthodontic activity (UOA)	0
Carry forward orthodontic activity (UOA)	0
Baseline contract value	£415,480.38

ACCESS*

Patients seen in 24 months	Total	Change since previous quarter
Quarter ending June 2016	2,587	
Quarter ending September 2016	2,815	↑
Quarter ending December 2016	2,829	→
Quarter ending March 2017	2,806	→
Quarter ending June 2017	2,819	→
Variance since June 2016	9.0%	↑



ACTIVITY



Adjusted Scheduled Activity (UDA)		
Month	2017	2018
April	371	286
May	1,362	1,092
June	1,907	1,870
July	3,169	
August	3,664	
September	4,591	
October	5,369	
November	6,388	
December	6,929	
January	7,596	
February	8,085	
March	9,059	
April	9,615	
May	9,694	
June	9,694	

QUALITY

	Quantity	Base Number	Contract	AT	Region	England
% of FP17s for the same patient ID Re-attending within 3 months - Children	26	253	10.3%	9.4%	11.6%	12.0%
% of FP17s for the same patient ID Re-attending within 3 months - Adults	99	658	15.0%	15.1%	15.9%	16.0%
% of FP17s for the same patient ID Re-attending between 3 & 9 months - Children	86	253	34.0%	59.5%	60.4%	58.0%
% of FP17s for the same patient ID Re-attending between 3 & 9 months - Adults	212	658	32.2%	51.8%	52.3%	50.9%
% of FP17s for Band 1 Urgent Courses	66	724	9.1%	9.5%	9.5%	9.1%
% of FP17s Relating to Free Repair or Replacements	0	724	0.0%	0.6%	0.7%	0.8%
% of FP17s Relating to Continuations	12	724	1.7%	1.0%	1.0%	1.1%
% of Patients satisfied with the dentistry they have received	2	3	N/A	90.8%	91.9%	91.7%
% of Patients satisfied with the time they had to wait for an appointment	2	3	N/A	87.8%	88.0%	88.0%

* This is based on patients treated on this contract for their most recent course of treatment. Figures in italics indicate the base number of FP17s or Patient Questionnaire responses are less than 100. N/A is shown where the base number of responses is less than 10 during the period. % is calculated as Quantity/Base number*100

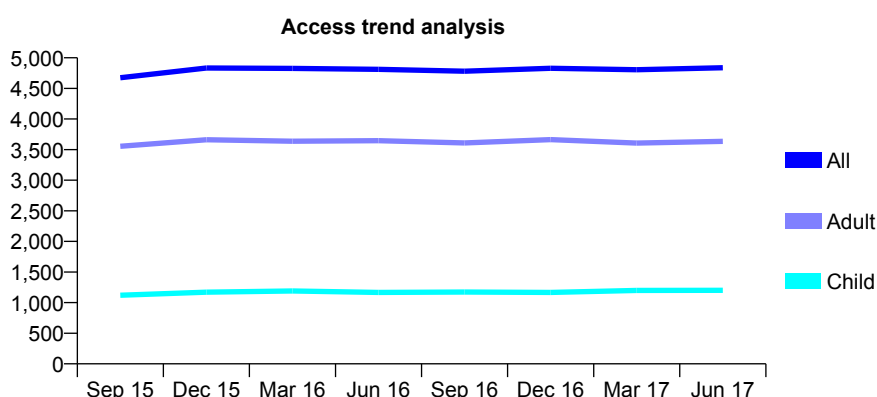
Q68 - Vital Signs At a Glance Contract Report for 166960/0001 - June 2017

Name or company name	Dumbledore Dental Care Ltd
Contract type name	GDS Contract
Purpose of contract	General
Contract start date	01/04/2008
Contract end date	

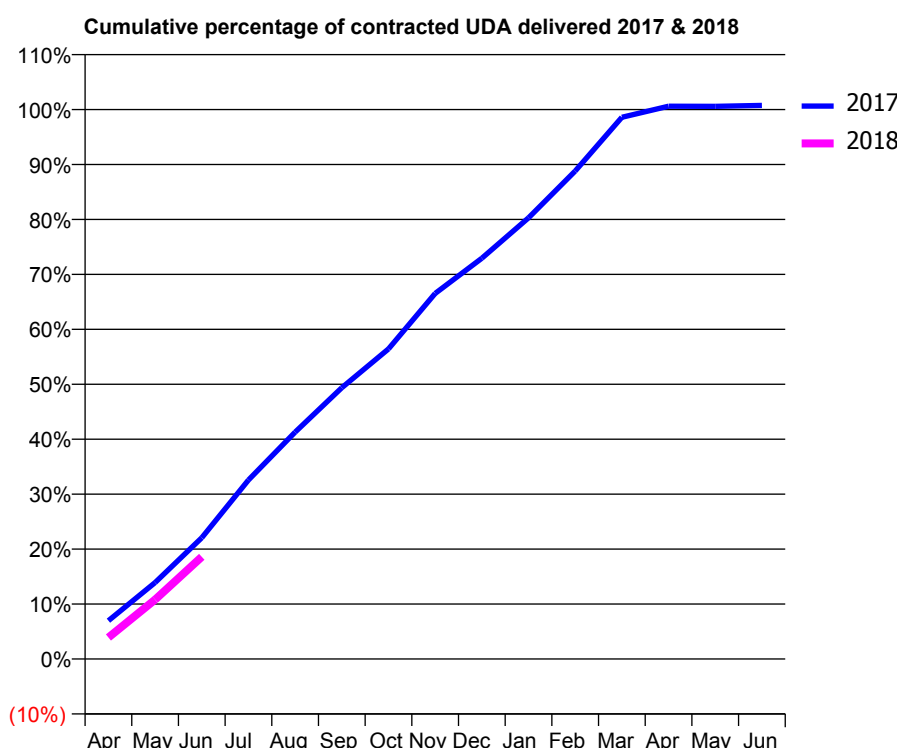
17/18 Contracted general activity (UDA)	13,000
Carry forward general activity (UDA)	0
17/18 Contracted orthodontic activity (UOA)	0
Carry forward orthodontic activity (UOA)	0
Baseline contract value	£338,633.35

ACCESS*

Patients seen in 24 months	Total	Change since previous quarter
Quarter ending June 2016	4,811	
Quarter ending September 2016	4,782	→
Quarter ending December 2016	4,829	→
Quarter ending March 2017	4,805	→
Quarter ending June 2017	4,837	→
Variance since June 2016	0.5%	→



ACTIVITY



Month	Adjusted Scheduled Activity (UDA)	
	2017	2018
April	907	510
May	1,809	1,405
June	2,870	2,419
July	4,236	
August	5,368	
September	6,419	
October	7,336	
November	8,647	
December	9,481	
January	10,439	
February	11,546	
March	12,816	
April	13,078	
May	13,075	
June	13,097	

QUALITY

	Quantity	Base Number	Contract	AT	Region	England
% of FP17s for the same patient ID Re-attending within 3 months - Children	23	378	6.1%	9.4%	11.6%	12.0%
% of FP17s for the same patient ID Re-attending within 3 months - Adults	112	960	11.7%	15.1%	15.9%	16.0%
% of FP17s for the same patient ID Re-attending between 3 & 9 months - Children	204	378	54.0%	59.5%	60.4%	58.0%
% of FP17s for the same patient ID Re-attending between 3 & 9 months - Adults	454	960	47.3%	51.8%	52.3%	50.9%
% of FP17s for Band 1 Urgent Courses	120	1,188	10.1%	9.5%	9.5%	9.1%
% of FP17s Relating to Free Repair or Replacements	2	1,188	0.2%	0.6%	0.7%	0.8%
% of FP17s Relating to Continuations	8	1,188	0.7%	1.0%	1.0%	1.1%
% of Patients satisfied with the dentistry they have received	43	49	87.8%	90.8%	91.9%	91.7%
% of Patients satisfied with the time they had to wait for an appointment	38	49	77.6%	87.8%	88.0%	88.0%

* This is based on patients treated on this contract for their most recent course of treatment. Figures in italics indicate the base number of FP17s or Patient Questionnaire responses are less than 100. N/A is shown where the base number of responses is less than 10 during the period. % is calculated as Quantity/Base number*100

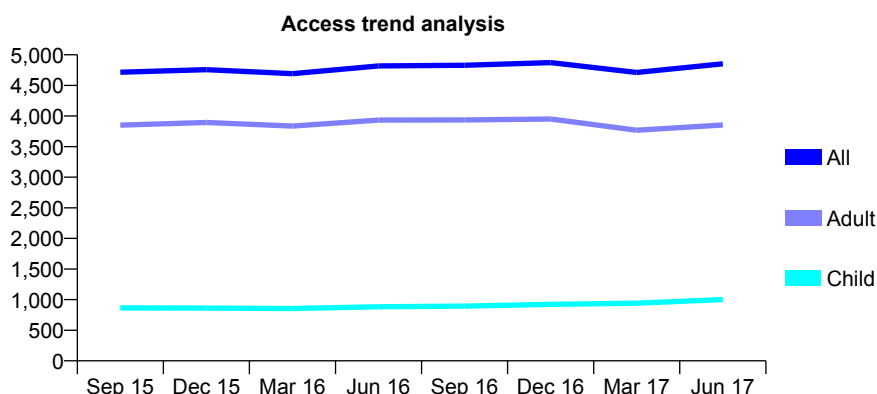
Q68 - Vital Signs At a Glance Contract Report for 167525/0001 - June 2017

Name or company name	Brunswick Practice Ltd
Contract type name	GDS Contract
Purpose of contract	General
Contract start date	01/08/2007
Contract end date	

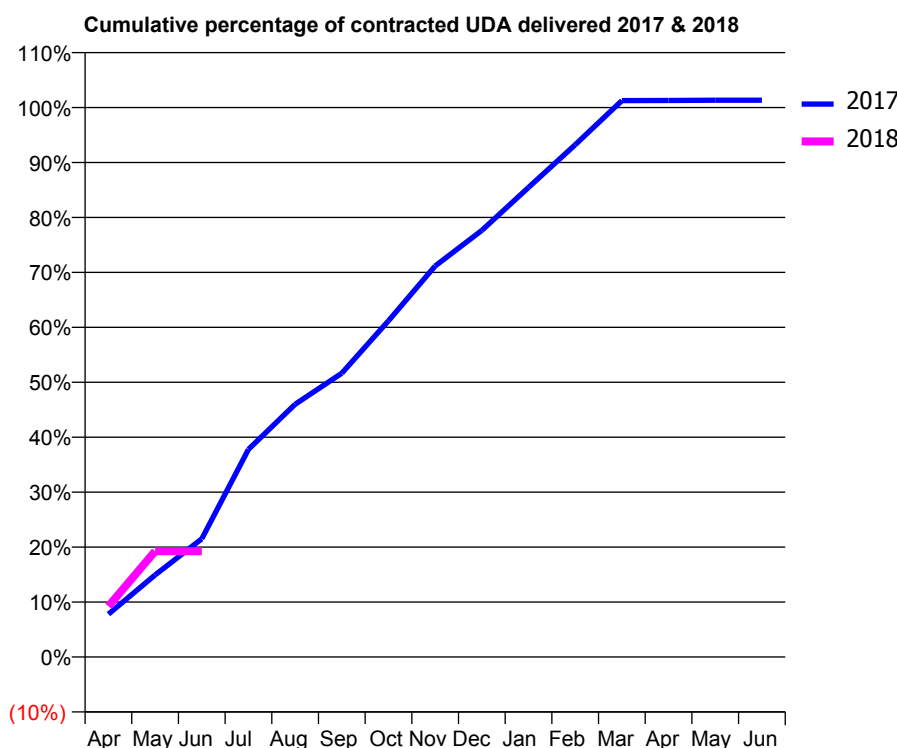
17/18 Contracted general activity (UDA)	14,742
Carry forward general activity (UDA)	0
17/18 Contracted orthodontic activity (UOA)	0
Carry forward orthodontic activity (UOA)	0
Baseline contract value	£467,041.05

ACCESS*

Patients seen in 24 months	Total	Change since previous quarter
Quarter ending June 2016	4,817	
Quarter ending September 2016	4,830	→
Quarter ending December 2016	4,872	→
Quarter ending March 2017	4,711	↓
Quarter ending June 2017	4,854	↑
Variance since June 2016	0.8%	→



ACTIVITY



Adjusted Scheduled Activity (UDA)		
Month	2017	2018
April	1,150	1,361
May	2,203	2,838
June	3,172	2,838
July	5,571	
August	6,781	
September	7,614	
October	9,020	
November	10,491	
December	11,446	
January	12,597	
February	13,743	
March	14,928	
April	14,932	
May	14,939	
June	14,939	

QUALITY

	Quantity	Base Number	Contract	AT	Region	England
% of FP17s for the same patient ID Re-attending within 3 months - Children	11	241	4.6%	9.4%	11.6%	12.0%
% of FP17s for the same patient ID Re-attending within 3 months - Adults	73	835	8.7%	15.1%	15.9%	16.0%
% of FP17s for the same patient ID Re-attending between 3 & 9 months - Children	101	241	41.9%	59.5%	60.4%	58.0%
% of FP17s for the same patient ID Re-attending between 3 & 9 months - Adults	302	835	36.2%	51.8%	52.3%	50.9%
% of FP17s for Band 1 Urgent Courses	120	1,071	11.2%	9.5%	9.5%	9.1%
% of FP17s Relating to Free Repair or Replacements	9	1,071	0.8%	0.6%	0.7%	0.8%
% of FP17s Relating to Continuations	0	1,071	0.0%	1.0%	1.0%	1.1%
% of Patients satisfied with the dentistry they have received	5	5	N/A	90.8%	91.9%	91.7%
% of Patients satisfied with the time they had to wait for an appointment	3	5	N/A	87.8%	88.0%	88.0%

* This is based on patients treated on this contract for their most recent course of treatment. Figures in italics indicate the base number of FP17s or Patient Questionnaire responses are less than 100. N/A is shown where the base number of responses is less than 10 during the period. % is calculated as Quantity/Base number*100

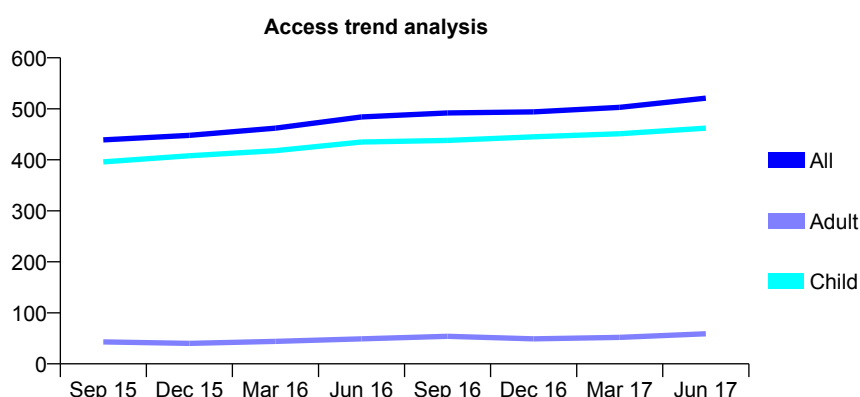
Q68 - Vital Signs At a Glance Contract Report for 167835/0001 - June 2017

Name or company name	MDS Dental Care
Contract type name	GDS Contract
Purpose of contract	General
Contract start date	01/09/2009
Contract end date	

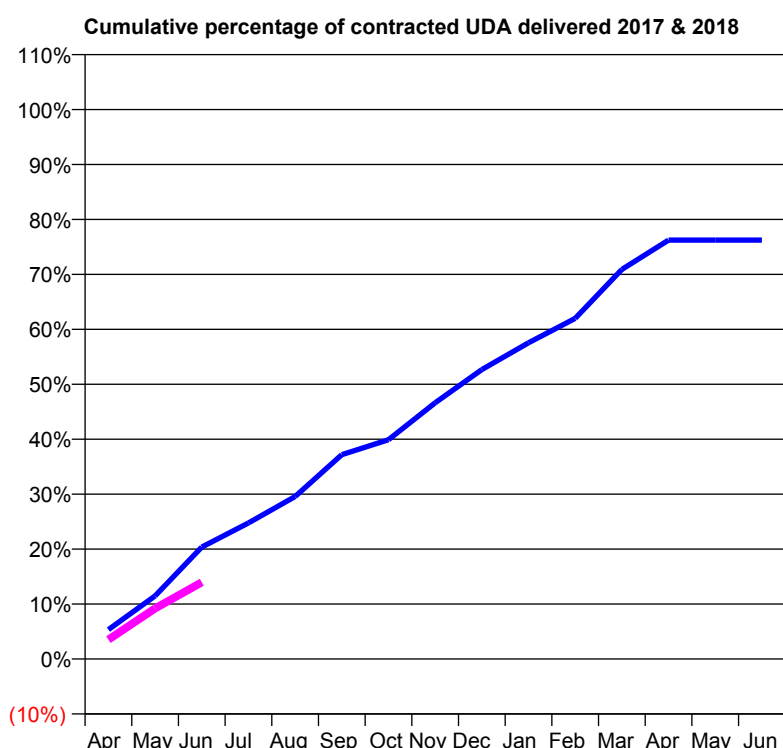
17/18 Contracted general activity (UDA)	1,460
Carry forward general activity (UDA)	0
17/18 Contracted orthodontic activity (UOA)	0
Carry forward orthodontic activity (UOA)	0
Baseline contract value	£50,196.89

ACCESS*

Patients seen in 24 months	Total	Change since previous quarter
Quarter ending June 2016	484	
Quarter ending September 2016	492	→
Quarter ending December 2016	494	→
Quarter ending March 2017	503	→
Quarter ending June 2017	521	↑
Variance since June 2016	7.6%	↑



ACTIVITY



Month	Adjusted Scheduled Activity (UDA)	
	2017	2018
April	78	51
May	168	134
June	298	204
July	362	
August	432	
September	543	
October	583	
November	681	
December	769	
January	840	
February	905	
March	1,035	
April	1,113	
May	1,113	
June	1,113	

QUALITY

	Quantity	Base Number	Contract	AT	Region	England
% of FP17s for the same patient ID Re-attending within 3 months - Children	12	195	6.2%	9.4%	11.6%	12.0%
% of FP17s for the same patient ID Re-attending within 3 months - Adults	0	1	0.0%	15.1%	15.9%	16.0%
% of FP17s for the same patient ID Re-attending between 3 & 9 months - Children	121	195	62.1%	59.5%	60.4%	58.0%
% of FP17s for the same patient ID Re-attending between 3 & 9 months - Adults	1	1	100.0%	51.8%	52.3%	50.9%
% of FP17s for Band 1 Urgent Courses	4	143	2.8%	9.5%	9.5%	9.1%
% of FP17s Relating to Free Repair or Replacements	0	143	0.0%	0.6%	0.7%	0.8%
% of FP17s Relating to Continuations	1	143	0.7%	1.0%	1.0%	1.1%
% of Patients satisfied with the dentistry they have received	0	0	N/A	90.8%	91.9%	91.7%
% of Patients satisfied with the time they had to wait for an appointment	0	0	N/A	87.8%	88.0%	88.0%

* This is based on patients treated on this contract for their most recent course of treatment. Figures in italics indicate the base number of FP17s or Patient Questionnaire responses are less than 100. N/A is shown where the base number of responses is less than 10 during the period. % is calculated as Quantity/Base number*100

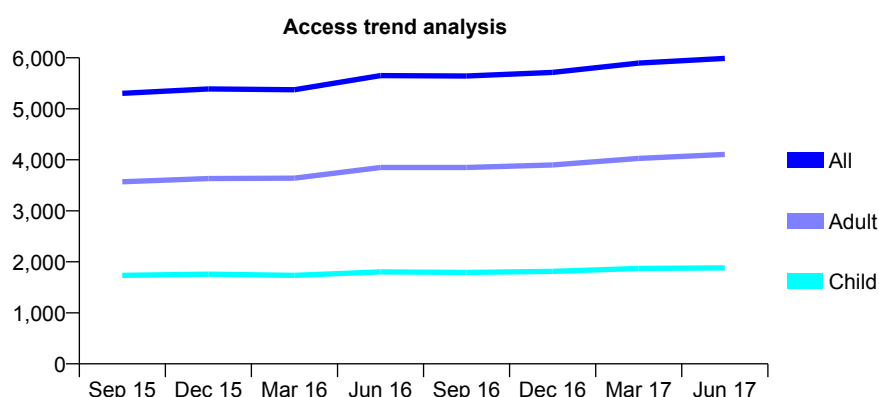
Q68 - Vital Signs At a Glance Contract Report for 168319/0001 - June 2017

Name or company name	Tooth Smart
Contract type name	GDS Contract
Purpose of contract	General
Contract start date	01/04/2013
Contract end date	

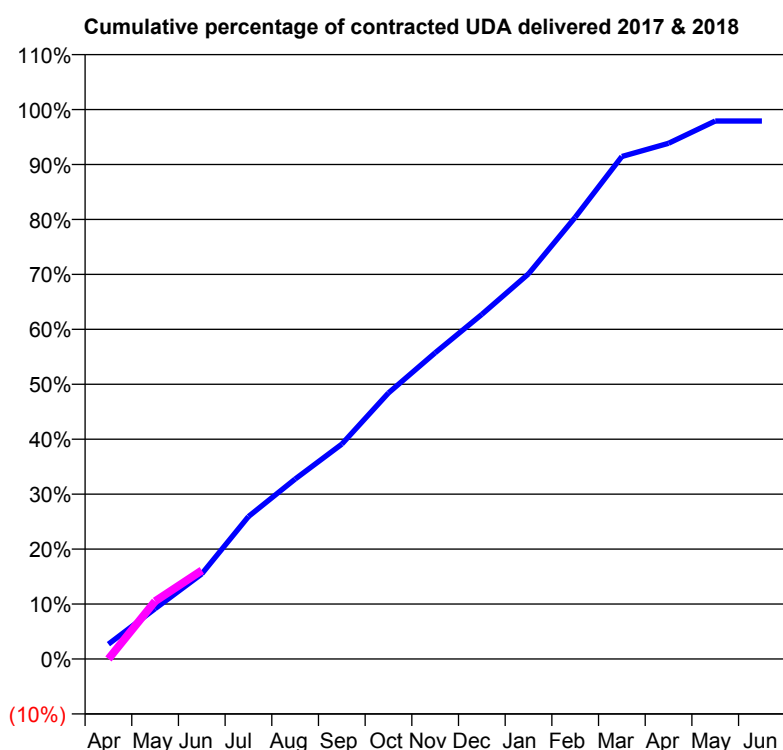
17/18 Contracted general activity (UDA)	18,083
Carry forward general activity (UDA)	0
17/18 Contracted orthodontic activity (UOA)	0
Carry forward orthodontic activity (UOA)	0
Baseline contract value	£463,900.37

ACCESS*

Patients seen in 24 months	Total	Change since previous quarter
Quarter ending June 2016	5,651	
Quarter ending September 2016	5,642	→
Quarter ending December 2016	5,713	→
Quarter ending March 2017	5,898	↑
Quarter ending June 2017	5,987	→
Variance since June 2016	5.9%	↑



ACTIVITY



Adjusted Scheduled Activity (UDA)		
Month	2017	2018
April	491	0
May	1,655	1,904
June	2,802	2,917
July	4,691	
August	5,922	
September	7,071	
October	8,757	
November	10,075	
December	11,343	
January	12,674	
February	14,534	
March	16,536	
April	16,969	
May	17,703	
June	17,703	

QUALITY

	Quantity	Base Number	Contract	AT	Region	England
% of FP17s for the same patient ID Re-attending within 3 months - Children	25	495	5.1%	9.4%	11.6%	12.0%
% of FP17s for the same patient ID Re-attending within 3 months - Adults	141	1,091	12.9%	15.1%	15.9%	16.0%
% of FP17s for the same patient ID Re-attending between 3 & 9 months - Children	208	495	42.0%	59.5%	60.4%	58.0%
% of FP17s for the same patient ID Re-attending between 3 & 9 months - Adults	488	1,091	44.7%	51.8%	52.3%	50.9%
% of FP17s for Band 1 Urgent Courses	71	1,187	6.0%	9.5%	9.5%	9.1%
% of FP17s Relating to Free Repair or Replacements	4	1,187	0.3%	0.6%	0.7%	0.8%
% of FP17s Relating to Continuations	23	1,187	1.9%	1.0%	1.0%	1.1%
% of Patients satisfied with the dentistry they have received	4	4	N/A	90.8%	91.9%	91.7%
% of Patients satisfied with the time they had to wait for an appointment	4	4	N/A	87.8%	88.0%	88.0%

* This is based on patients treated on this contract for their most recent course of treatment. Figures in italics indicate the base number of FP17s or Patient Questionnaire responses are less than 100. N/A is shown where the base number of responses is less than 10 during the period. % is calculated as Quantity/Base number*100

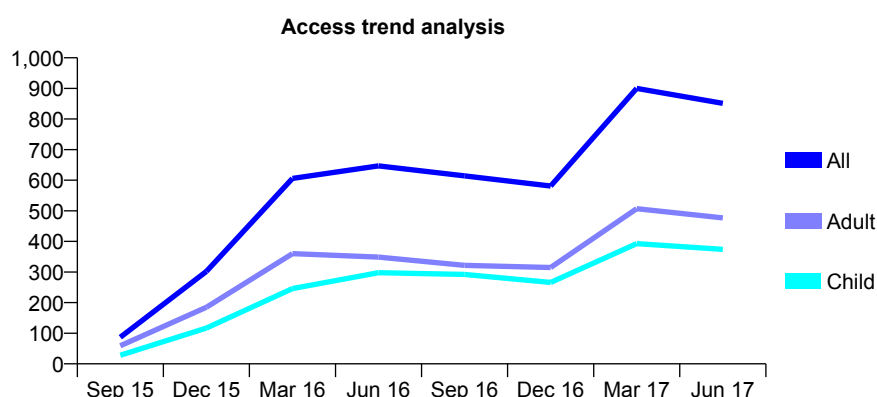
Q68 - Vital Signs At a Glance Contract Report for 168858/0001 - June 2017

Name or company name	Ms A Jawahar
Contract type name	GDS Contract
Purpose of contract	General
Contract start date	01/08/2015
Contract end date	

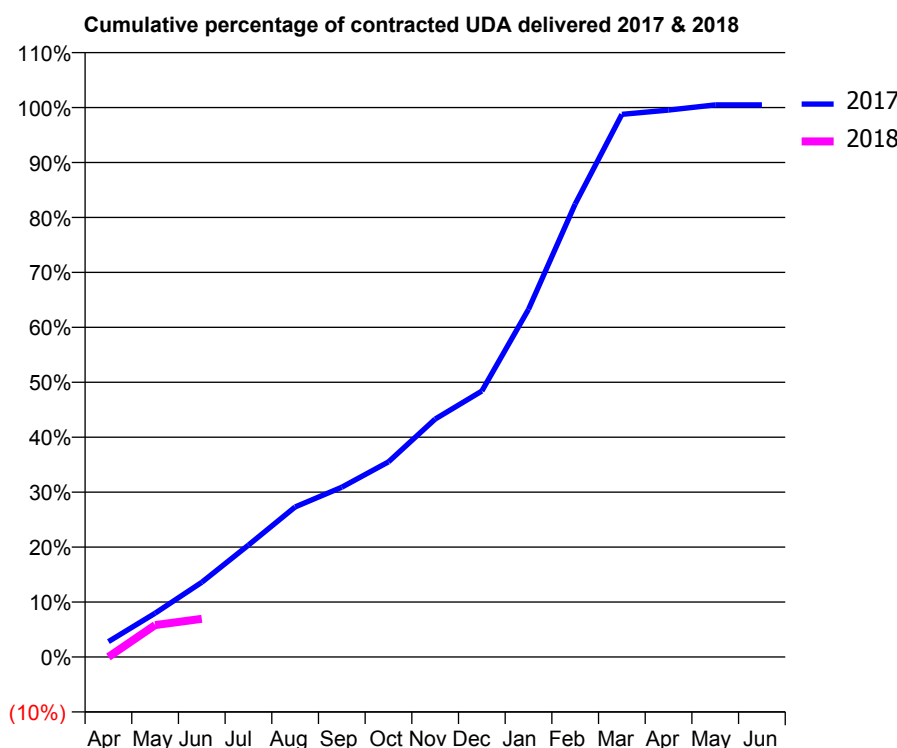
17/18 Contracted general activity (UDA)	2,210
Carry forward general activity (UDA)	0
17/18 Contracted orthodontic activity (UOA)	0
Carry forward orthodontic activity (UOA)	0
Baseline contract value	£49,541.14

ACCESS*

Patients seen in 24 months	Total	Change since previous quarter
Quarter ending June 2016	647	
Quarter ending September 2016	614	↓
Quarter ending December 2016	581	↓
Quarter ending March 2017	900	↑
Quarter ending June 2017	851	↓
Variance since June 2016	31.5%	↑



ACTIVITY



Month	Adjusted Scheduled Activity (UDA)	
	2017	2018
April	62	0
May	176	128
June	300	154
July	450	
August	604	
September	683	
October	785	
November	957	
December	1,069	
January	1,398	
February	1,822	
March	2,183	
April	2,200	
May	2,221	
June	2,221	

QUALITY

	Quantity	Base Number	Contract	AT	Region	England
% of FP17s for the same patient ID Re-attending within 3 months - Children	3	78	3.8%	9.4%	11.6%	12.0%
% of FP17s for the same patient ID Re-attending within 3 months - Adults	4	50	8.0%	15.1%	15.9%	16.0%
% of FP17s for the same patient ID Re-attending between 3 & 9 months - Children	44	78	56.4%	59.5%	60.4%	58.0%
% of FP17s for the same patient ID Re-attending between 3 & 9 months - Adults	31	50	62.0%	51.8%	52.3%	50.9%
% of FP17s for Band 1 Urgent Courses	3	98	3.1%	9.5%	9.5%	9.1%
% of FP17s Relating to Free Repair or Replacements	1	98	1.0%	0.6%	0.7%	0.8%
% of FP17s Relating to Continuations	0	98	0.0%	1.0%	1.0%	1.1%
% of Patients satisfied with the dentistry they have received	2	2	N/A	90.8%	91.9%	91.7%
% of Patients satisfied with the time they had to wait for an appointment	2	2	N/A	87.8%	88.0%	88.0%

* This is based on patients treated on this contract for their most recent course of treatment. Figures in italics indicate the base number of FP17s or Patient Questionnaire responses are less than 100. N/A is shown where the base number of responses is less than 10 during the period. % is calculated as Quantity/Base number*100

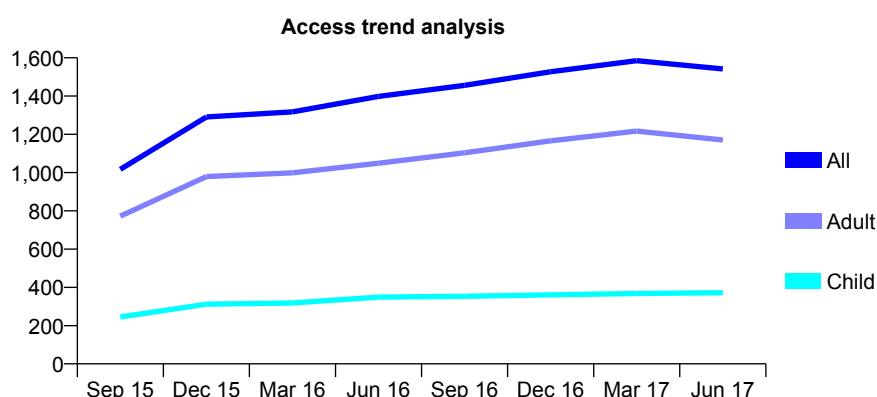
Q68 - Vital Signs At a Glance Contract Report for 169927/0002 - June 2017

Name or company name	Kings Dental Care
Contract type name	GDS Contract
Purpose of contract	General
Contract start date	01/04/2015
Contract end date	

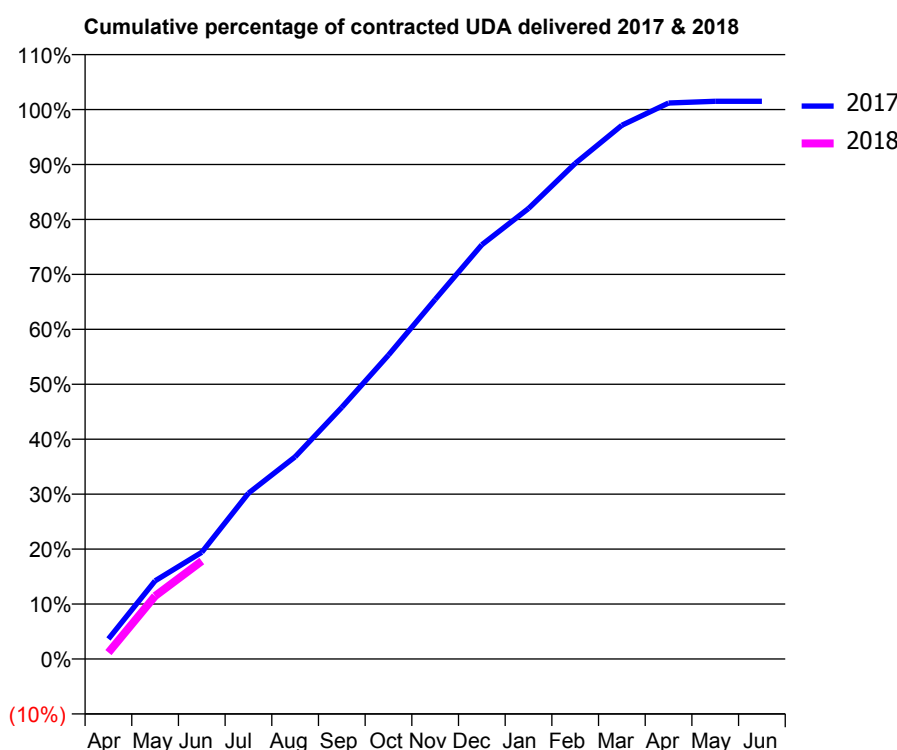
17/18 Contracted general activity (UDA)	4,840
Carry forward general activity (UDA)	0
17/18 Contracted orthodontic activity (UOA)	0
Carry forward orthodontic activity (UOA)	0
Baseline contract value	£117,553.41

ACCESS*

Patients seen in 24 months	Total	Change since previous quarter
Quarter ending June 2016	1,398	
Quarter ending September 2016	1,456	↑
Quarter ending December 2016	1,527	↑
Quarter ending March 2017	1,585	↑
Quarter ending June 2017	1,542	↓
Variance since June 2016	10.3%	↑



ACTIVITY



Adjusted Scheduled Activity (UDA)		
Month	2017	2018
April	176	57
May	689	555
June	940	863
July	1,460	
August	1,781	
September	2,217	
October	2,678	
November	3,167	
December	3,649	
January	3,968	
February	4,365	
March	4,701	
April	4,897	
May	4,912	
June	4,912	

QUALITY

	Quantity	Base Number	Contract	AT	Region	England
% of FP17s for the same patient ID Re-attending within 3 months - Children	10	113	8.8%	9.4%	11.6%	12.0%
% of FP17s for the same patient ID Re-attending within 3 months - Adults	53	416	12.7%	15.1%	15.9%	16.0%
% of FP17s for the same patient ID Re-attending between 3 & 9 months - Children	66	113	58.4%	59.5%	60.4%	58.0%
% of FP17s for the same patient ID Re-attending between 3 & 9 months - Adults	250	416	60.1%	51.8%	52.3%	50.9%
% of FP17s for Band 1 Urgent Courses	58	433	13.4%	9.5%	9.5%	9.1%
% of FP17s Relating to Free Repair or Replacements	0	433	0.0%	0.6%	0.7%	0.8%
% of FP17s Relating to Continuations	2	433	0.5%	1.0%	1.0%	1.1%
% of Patients satisfied with the dentistry they have received	17	20	85.0%	90.8%	91.9%	91.7%
% of Patients satisfied with the time they had to wait for an appointment	17	20	85.0%	87.8%	88.0%	88.0%

* This is based on patients treated on this contract for their most recent course of treatment. Figures in italics indicate the base number of FP17s or Patient Questionnaire responses are less than 100. N/A is shown where the base number of responses is less than 10 during the period. % is calculated as Quantity/Base number*100

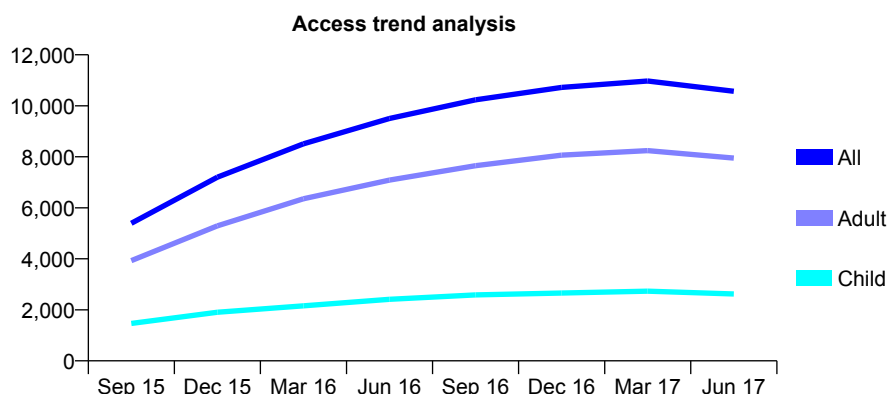
Q68 - Vital Signs At a Glance Contract Report for 170534/0002 - June 2017

Name or company name	Mr F Grover & P Marsden
Contract type name	GDS Contract
Purpose of contract	General
Contract start date	02/03/2015
Contract end date	

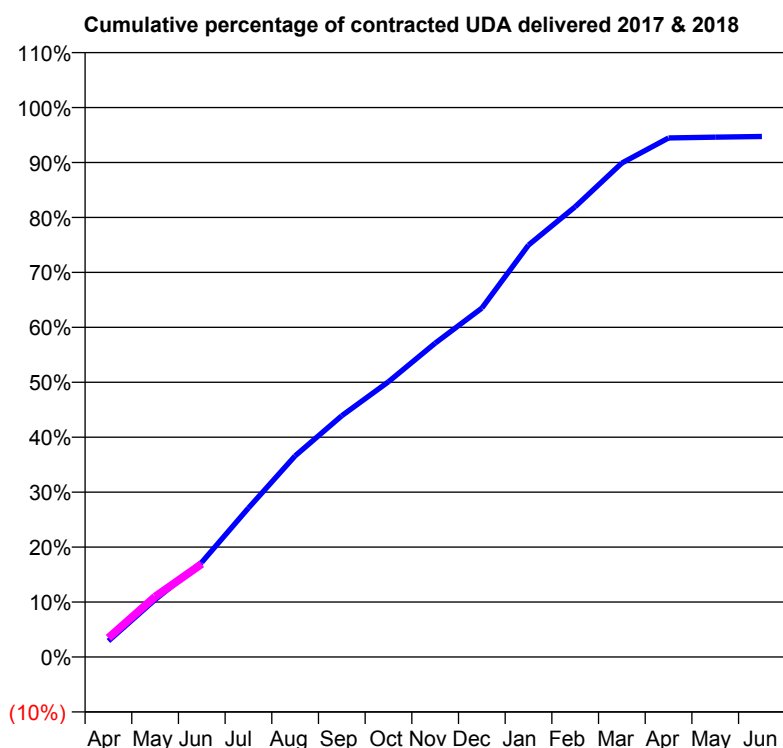
17/18 Contracted general activity (UDA)	26,889
Carry forward general activity (UDA)	0
17/18 Contracted orthodontic activity (UOA)	0
Carry forward orthodontic activity (UOA)	0
Baseline contract value	£724,286.72

ACCESS*

Patients seen in 24 months	Total	Change since previous quarter
Quarter ending June 2016	9,501	
Quarter ending September 2016	10,237	↑
Quarter ending December 2016	10,723	↑
Quarter ending March 2017	10,973	↑
Quarter ending June 2017	10,571	↓
Variance since June 2016	11.3%	↑



ACTIVITY



Adjusted Scheduled Activity (UDA)		
Month	2017	2018
April	789	938
May	2,811	2,955
June	4,634	4,559
July	7,295	
August	9,846	
September	11,807	
October	13,469	
November	15,354	
December	17,074	
January	20,157	
February	22,033	
March	24,170	
April	25,397	
May	25,436	
June	25,474	

QUALITY

	Quantity	Base Number	Contract	AT	Region	England
% of FP17s for the same patient ID Re-attending within 3 months - Children	58	699	8.3%	9.4%	11.6%	12.0%
% of FP17s for the same patient ID Re-attending within 3 months - Adults	445	2,299	19.4%	15.1%	15.9%	16.0%
% of FP17s for the same patient ID Re-attending between 3 & 9 months - Children	339	699	48.5%	59.5%	60.4%	58.0%
% of FP17s for the same patient ID Re-attending between 3 & 9 months - Adults	1,065	2,299	46.3%	51.8%	52.3%	50.9%
% of FP17s for Band 1 Urgent Courses	268	2,134	12.6%	9.5%	9.5%	9.1%
% of FP17s Relating to Free Repair or Replacements	13	2,134	0.6%	0.6%	0.7%	0.8%
% of FP17s Relating to Continuations	51	2,134	2.4%	1.0%	1.0%	1.1%
% of Patients satisfied with the dentistry they have received	20	20	100.0%	90.8%	91.9%	91.7%
% of Patients satisfied with the time they had to wait for an appointment	19	20	95.0%	87.8%	88.0%	88.0%

* This is based on patients treated on this contract for their most recent course of treatment. Figures in italics indicate the base number of FP17s or Patient Questionnaire responses are less than 100. N/A is shown where the base number of responses is less than 10 during the period. % is calculated as Quantity/Base number*100

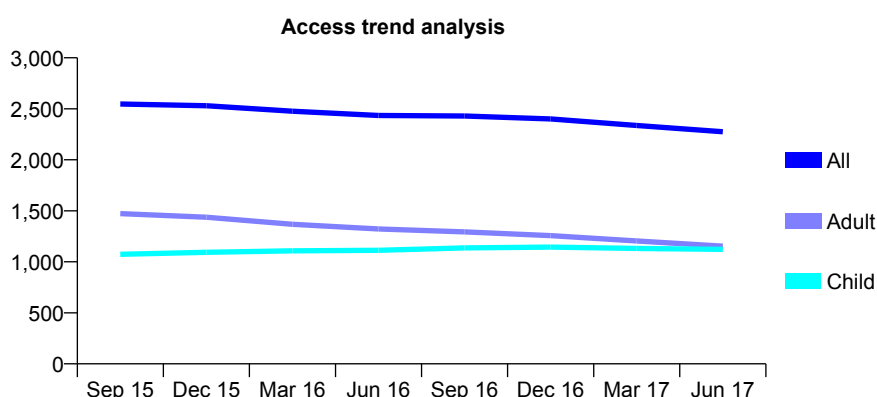
Q68 - Vital Signs At a Glance Contract Report for 171107/0001 - June 2017

Name or company name	Mr Sachin Anand & Miss Shalini Anand
Contract type name	GDS Contract
Purpose of contract	General
Contract start date	02/03/2009
Contract end date	

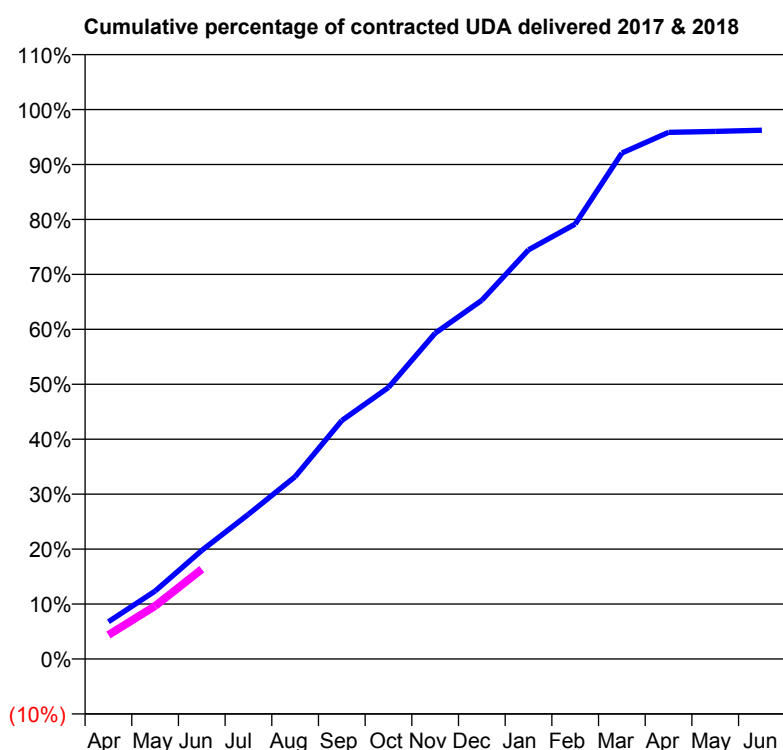
17/18 Contracted general activity (UDA)	5,855
Carry forward general activity (UDA)	0
17/18 Contracted orthodontic activity (UOA)	0
Carry forward orthodontic activity (UOA)	0
Baseline contract value	£130,131.34

ACCESS*

Patients seen in 24 months	Total	Change since previous quarter
Quarter ending June 2016	2,435	
Quarter ending September 2016	2,430	→
Quarter ending December 2016	2,401	↓
Quarter ending March 2017	2,337	↓
Quarter ending June 2017	2,275	↓
Variance since June 2016	(6.6%)	↓



ACTIVITY



Adjusted Scheduled Activity (UDA)		
Month	2017	2018
April	397	256
May	723	565
June	1,157	957
July	1,543	
August	1,943	
September	2,542	
October	2,894	
November	3,472	
December	3,823	
January	4,359	
February	4,634	
March	5,392	
April	5,612	
May	5,621	
June	5,634	

QUALITY

	Quantity	Base Number	Contract	AT	Region	England
% of FP17s for the same patient ID Re-attending within 3 months - Children	31	388	8.0%	9.4%	11.6%	12.0%
% of FP17s for the same patient ID Re-attending within 3 months - Adults	48	329	14.6%	15.1%	15.9%	16.0%
% of FP17s for the same patient ID Re-attending between 3 & 9 months - Children	261	388	67.3%	59.5%	60.4%	58.0%
% of FP17s for the same patient ID Re-attending between 3 & 9 months - Adults	188	329	57.1%	51.8%	52.3%	50.9%
% of FP17s for Band 1 Urgent Courses	52	582	8.9%	9.5%	9.5%	9.1%
% of FP17s Relating to Free Repair or Replacements	5	582	0.9%	0.6%	0.7%	0.8%
% of FP17s Relating to Continuations	1	582	0.2%	1.0%	1.0%	1.1%
% of Patients satisfied with the dentistry they have received	7	7	N/A	90.8%	91.9%	91.7%
% of Patients satisfied with the time they had to wait for an appointment	6	7	N/A	87.8%	88.0%	88.0%

* This is based on patients treated on this contract for their most recent course of treatment. Figures in italics indicate the base number of FP17s or Patient Questionnaire responses are less than 100. N/A is shown where the base number of responses is less than 10 during the period. % is calculated as Quantity/Base number*100

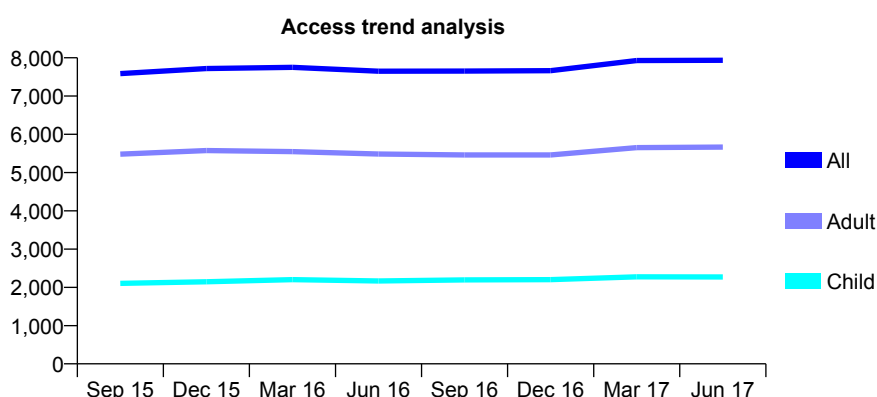
Q68 - Vital Signs At a Glance Contract Report for 171107/0002 - June 2017

Name or company name	Mr Sachin Anand & Miss Shalini Anand
Contract type name	GDS Contract
Purpose of contract	General
Contract start date	01/12/2012
Contract end date	

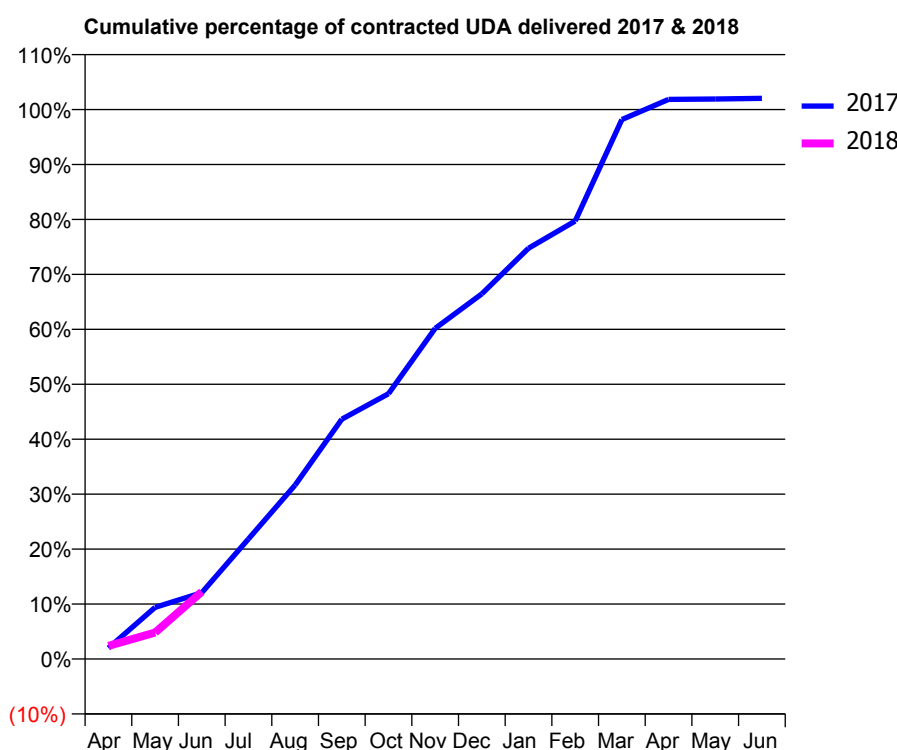
17/18 Contracted general activity (UDA)	21,500
Carry forward general activity (UDA)	0
17/18 Contracted orthodontic activity (UOA)	0
Carry forward orthodontic activity (UOA)	0
Baseline contract value	£576,673.29

ACCESS*

Patients seen in 24 months	Total	Change since previous quarter
Quarter ending June 2016	7,649	
Quarter ending September 2016	7,654	→
Quarter ending December 2016	7,663	→
Quarter ending March 2017	7,927	↑
Quarter ending June 2017	7,936	→
Variance since June 2016	3.8%	↑



ACTIVITY



Adjusted Scheduled Activity (UDA)		
Month	2017	2018
April	430	516
May	2,023	1,037
June	2,594	2,634
July	4,697	
August	6,809	
September	9,385	
October	10,381	
November	12,939	
December	14,286	
January	16,070	
February	17,135	
March	21,107	
April	21,895	
May	21,912	
June	21,938	

QUALITY

	Quantity	Base Number	Contract	AT	Region	England
% of FP17s for the same patient ID Re-attending within 3 months - Children	32	590	5.4%	9.4%	11.6%	12.0%
% of FP17s for the same patient ID Re-attending within 3 months - Adults	185	1,436	12.9%	15.1%	15.9%	16.0%
% of FP17s for the same patient ID Re-attending between 3 & 9 months - Children	428	590	72.5%	59.5%	60.4%	58.0%
% of FP17s for the same patient ID Re-attending between 3 & 9 months - Adults	711	1,436	49.5%	51.8%	52.3%	50.9%
% of FP17s for Band 1 Urgent Courses	90	1,497	6.0%	9.5%	9.5%	9.1%
% of FP17s Relating to Free Repair or Replacements	24	1,497	1.6%	0.6%	0.7%	0.8%
% of FP17s Relating to Continuations	18	1,497	1.2%	1.0%	1.0%	1.1%
% of Patients satisfied with the dentistry they have received	8	9	N/A	90.8%	91.9%	91.7%
% of Patients satisfied with the time they had to wait for an appointment	8	9	N/A	87.8%	88.0%	88.0%

* This is based on patients treated on this contract for their most recent course of treatment. Figures in italics indicate the base number of FP17s or Patient Questionnaire responses are less than 100. N/A is shown where the base number of responses is less than 10 during the period. % is calculated as Quantity/Base number*100

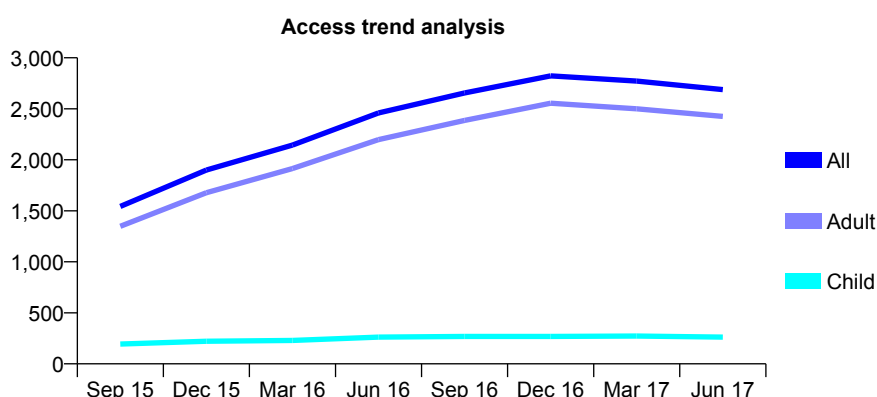
Q68 - Vital Signs At a Glance Contract Report for 171719/0001 - June 2017

Name or company name	Mr A Elamin
Contract type name	GDS Contract
Purpose of contract	General
Contract start date	01/12/2014
Contract end date	

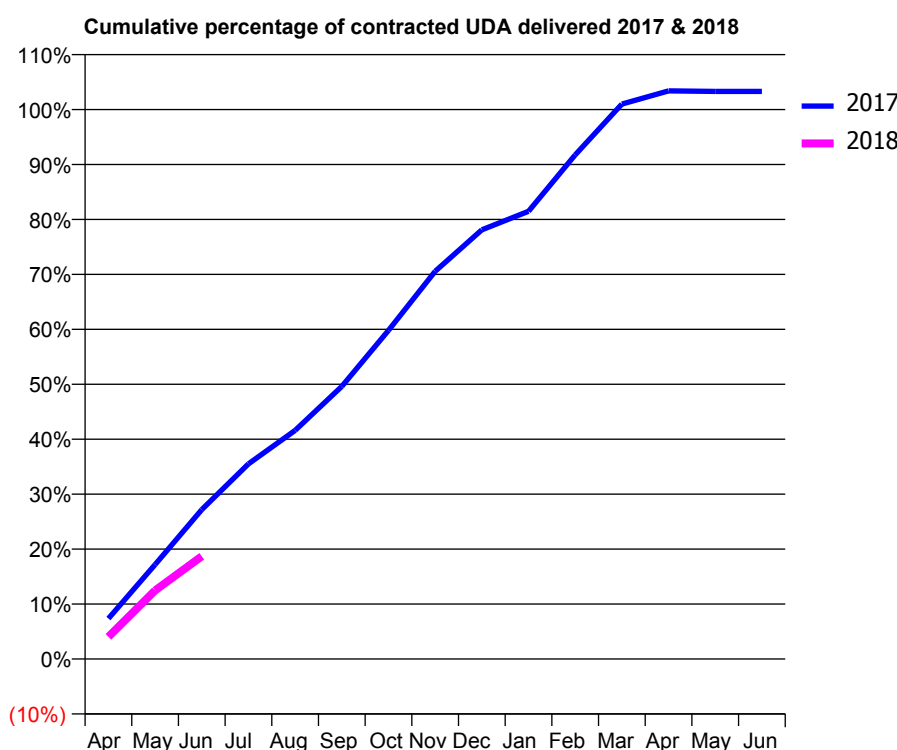
17/18 Contracted general activity (UDA)	6,255
Carry forward general activity (UDA)	0
17/18 Contracted orthodontic activity (UOA)	0
Carry forward orthodontic activity (UOA)	0
Baseline contract value	£164,571.69

ACCESS*

Patients seen in 24 months	Total	Change since previous quarter
Quarter ending June 2016	2,460	
Quarter ending September 2016	2,655	↑
Quarter ending December 2016	2,823	↑
Quarter ending March 2017	2,772	↓
Quarter ending June 2017	2,688	↓
Variance since June 2016	9.3%	↑



ACTIVITY



Adjusted Scheduled Activity (UDA)		
Month	2017	2018
April	461	253
May	1,075	780
June	1,701	1,169
July	2,222	
August	2,603	
September	3,104	
October	3,741	
November	4,413	
December	4,886	
January	5,096	
February	5,738	
March	6,317	
April	6,467	
May	6,461	
June	6,461	

QUALITY

	Quantity	Base Number	Contract	AT	Region	England
% of FP17s for the same patient ID Re-attending within 3 months - Children	19	77	24.7%	9.4%	11.6%	12.0%
% of FP17s for the same patient ID Re-attending within 3 months - Adults	143	546	26.2%	15.1%	15.9%	16.0%
% of FP17s for the same patient ID Re-attending between 3 & 9 months - Children	24	77	31.2%	59.5%	60.4%	58.0%
% of FP17s for the same patient ID Re-attending between 3 & 9 months - Adults	118	546	21.6%	51.8%	52.3%	50.9%
% of FP17s for Band 1 Urgent Courses	111	539	20.6%	9.5%	9.5%	9.1%
% of FP17s Relating to Free Repair or Replacements	4	539	0.7%	0.6%	0.7%	0.8%
% of FP17s Relating to Continuations	2	539	0.4%	1.0%	1.0%	1.1%
% of Patients satisfied with the dentistry they have received	0	0	N/A	90.8%	91.9%	91.7%
% of Patients satisfied with the time they had to wait for an appointment	0	0	N/A	87.8%	88.0%	88.0%

* This is based on patients treated on this contract for their most recent course of treatment. Figures in italics indicate the base number of FP17s or Patient Questionnaire responses are less than 100. N/A is shown where the base number of responses is less than 10 during the period. % is calculated as Quantity/Base number*100

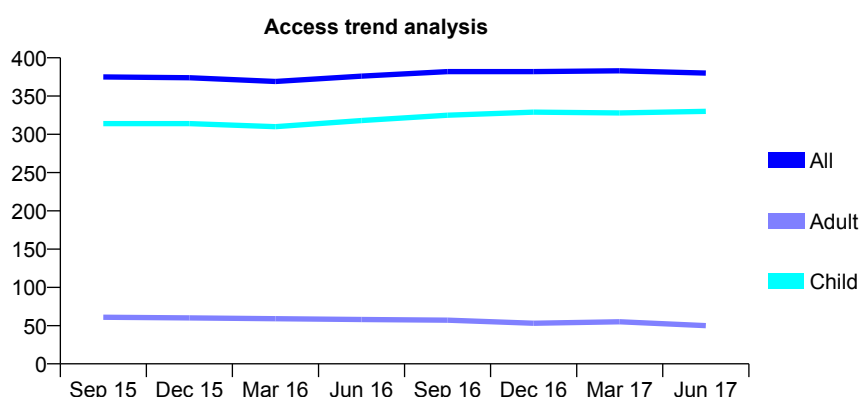
Q68 - Vital Signs At a Glance Contract Report for 171891/0001 - June 2017

Name or company name	Chertsey Dental Practice Ltd
Contract type name	GDS Contract
Purpose of contract	General
Contract start date	01/10/2012
Contract end date	

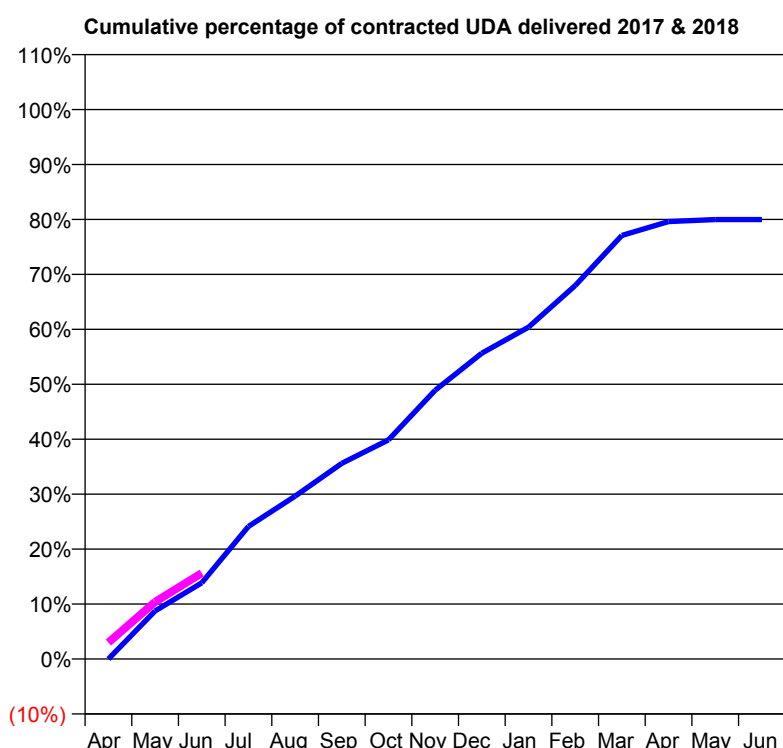
17/18 Contracted general activity (UDA)	800
Carry forward general activity (UDA)	0
17/18 Contracted orthodontic activity (UOA)	0
Carry forward orthodontic activity (UOA)	0
Baseline contract value	£19,991.49

ACCESS*

Patients seen in 24 months	Total	Change since previous quarter
Quarter ending June 2016	376	
Quarter ending September 2016	382	→
Quarter ending December 2016	382	→
Quarter ending March 2017	383	→
Quarter ending June 2017	380	→
Variance since June 2016	1.1%	→



ACTIVITY



Month	Adjusted Scheduled Activity (UDA)	
	2017	2018
April	0	24
May	70	83
June	111	125
July	193	
August	237	
September	285	
October	319	
November	391	
December	445	
January	483	
February	544	
March	617	
April	637	
May	640	
June	640	

QUALITY

	Quantity	Base Number	Contract	AT	Region	England
% of FP17s for the same patient ID Re-attending within 3 months - Children	3	109	2.8%	9.4%	11.6%	12.0%
% of FP17s for the same patient ID Re-attending within 3 months - Adults	0	7	0.0%	15.1%	15.9%	16.0%
% of FP17s for the same patient ID Re-attending between 3 & 9 months - Children	79	109	72.5%	59.5%	60.4%	58.0%
% of FP17s for the same patient ID Re-attending between 3 & 9 months - Adults	5	7	71.4%	51.8%	52.3%	50.9%
% of FP17s for Band 1 Urgent Courses	1	99	1.0%	9.5%	9.5%	9.1%
% of FP17s Relating to Free Repair or Replacements	0	99	0.0%	0.6%	0.7%	0.8%
% of FP17s Relating to Continuations	0	99	0.0%	1.0%	1.0%	1.1%
% of Patients satisfied with the dentistry they have received	0	0	N/A	90.8%	91.9%	91.7%
% of Patients satisfied with the time they had to wait for an appointment	0	0	N/A	87.8%	88.0%	88.0%

* This is based on patients treated on this contract for their most recent course of treatment. Figures in italics indicate the base number of FP17s or Patient Questionnaire responses are less than 100. N/A is shown where the base number of responses is less than 10 during the period. % is calculated as Quantity/Base number*100

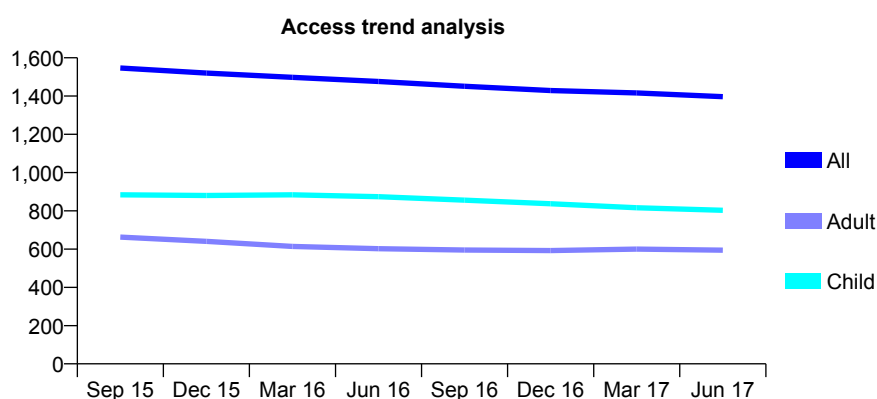
Q68 - Vital Signs At a Glance Contract Report for 171913/0001 - June 2017

Name or company name	Andrew J S Mussett Ltd
Contract type name	GDS Contract
Purpose of contract	General
Contract start date	01/11/2009
Contract end date	

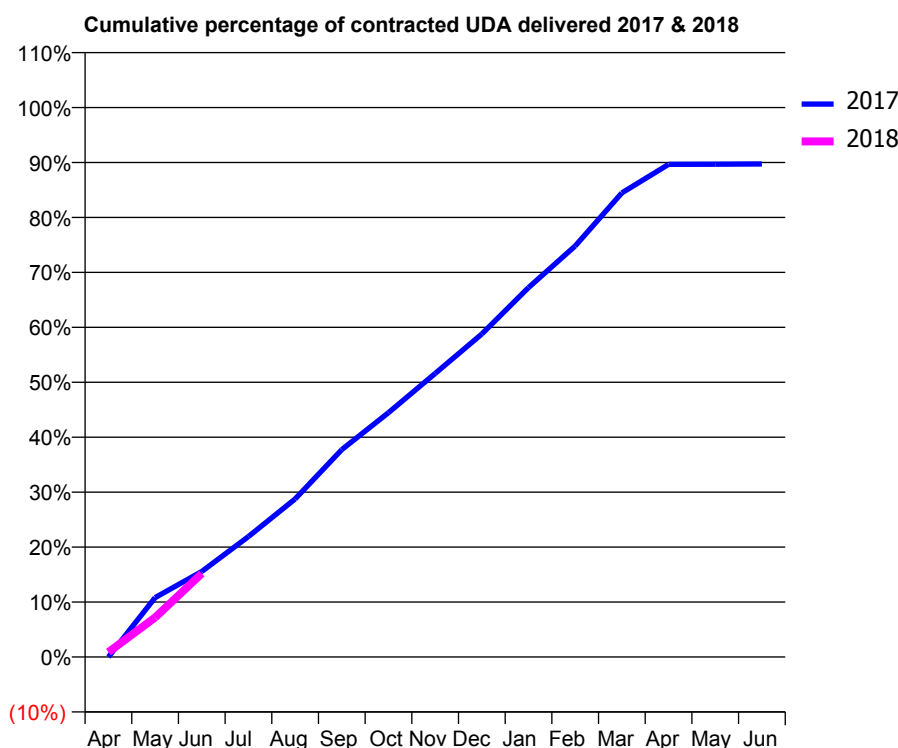
17/18 Contracted general activity (UDA)	3,520
Carry forward general activity (UDA)	0
17/18 Contracted orthodontic activity (UOA)	0
Carry forward orthodontic activity (UOA)	0
Baseline contract value	£86,404.04

ACCESS*

Patients seen in 24 months	Total	Change since previous quarter
Quarter ending June 2016	1,476	
Quarter ending September 2016	1,451	↓
Quarter ending December 2016	1,429	↓
Quarter ending March 2017	1,416	→
Quarter ending June 2017	1,397	↓
Variance since June 2016	(5.4%)	↓



ACTIVITY



Adjusted Scheduled Activity (UDA)		
Month	2017	2018
April	0	31
May	380	253
June	548	535
July	772	
August	1,013	
September	1,329	
October	1,565	
November	1,816	
December	2,069	
January	2,367	
February	2,633	
March	2,973	
April	3,156	
May	3,157	
June	3,158	

QUALITY

	Quantity	Base Number	Contract	AT	Region	England
% of FP17s for the same patient ID Re-attending within 3 months - Children	16	296	5.4%	9.4%	11.6%	12.0%
% of FP17s for the same patient ID Re-attending within 3 months - Adults	23	226	10.2%	15.1%	15.9%	16.0%
% of FP17s for the same patient ID Re-attending between 3 & 9 months - Children	196	296	66.2%	59.5%	60.4%	58.0%
% of FP17s for the same patient ID Re-attending between 3 & 9 months - Adults	177	226	78.3%	51.8%	52.3%	50.9%
% of FP17s for Band 1 Urgent Courses	15	394	3.8%	9.5%	9.5%	9.1%
% of FP17s Relating to Free Repair or Replacements	0	394	0.0%	0.6%	0.7%	0.8%
% of FP17s Relating to Continuations	0	394	0.0%	1.0%	1.0%	1.1%
% of Patients satisfied with the dentistry they have received	0	0	N/A	90.8%	91.9%	91.7%
% of Patients satisfied with the time they had to wait for an appointment	0	0	N/A	87.8%	88.0%	88.0%

* This is based on patients treated on this contract for their most recent course of treatment. Figures in italics indicate the base number of FP17s or Patient Questionnaire responses are less than 100. N/A is shown where the base number of responses is less than 10 during the period. % is calculated as Quantity/Base number*100

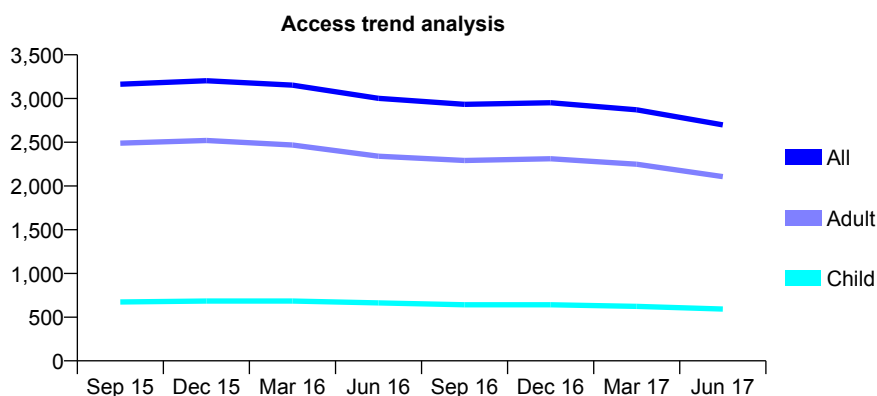
Q68 - Vital Signs At a Glance Contract Report for 175633/0001 - June 2017

Name or company name	Mr M Eyrumlu & Mr A Eyrumlu
Contract type name	GDS Contract
Purpose of contract	General
Contract start date	01/12/2010
Contract end date	

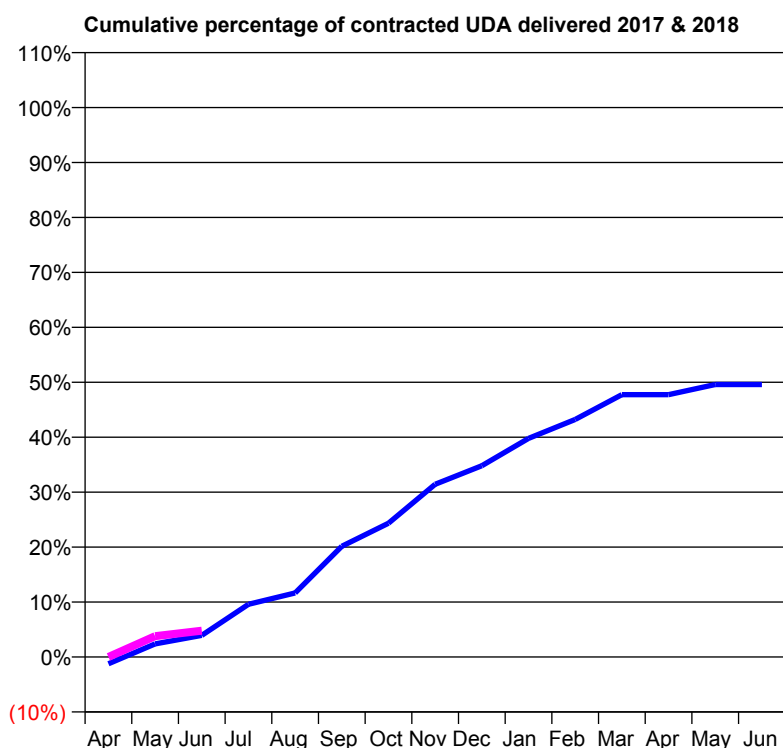
17/18 Contracted general activity (UDA)	12,150
Carry forward general activity (UDA)	0
17/18 Contracted orthodontic activity (UOA)	0
Carry forward orthodontic activity (UOA)	0
Baseline contract value	£291,929.38

ACCESS*

Patients seen in 24 months	Total	Change since previous quarter
Quarter ending June 2016	3,002	
Quarter ending September 2016	2,933	↓
Quarter ending December 2016	2,952	→
Quarter ending March 2017	2,871	↓
Quarter ending June 2017	2,699	↓
Variance since June 2016	(10.1%)	↓



ACTIVITY



Adjusted Scheduled Activity (UDA)		
Month	2017	2018
April	-151	0
May	292	462
June	480	583
July	1,165	
August	1,418	
September	2,448	
October	2,958	
November	3,820	
December	4,229	
January	4,834	
February	5,252	
March	5,802	
April	5,802	
May	6,024	
June	6,024	

QUALITY

	Quantity	Base Number	Contract	AT	Region	England
% of FP17s for the same patient ID Re-attending within 3 months - Children	7	119	5.9%	9.4%	11.6%	12.0%
% of FP17s for the same patient ID Re-attending within 3 months - Adults	36	393	9.2%	15.1%	15.9%	16.0%
% of FP17s for the same patient ID Re-attending between 3 & 9 months - Children	66	119	55.5%	59.5%	60.4%	58.0%
% of FP17s for the same patient ID Re-attending between 3 & 9 months - Adults	244	393	62.1%	51.8%	52.3%	50.9%
% of FP17s for Band 1 Urgent Courses	24	377	6.4%	9.5%	9.5%	9.1%
% of FP17s Relating to Free Repair or Replacements	1	377	0.3%	0.6%	0.7%	0.8%
% of FP17s Relating to Continuations	3	377	0.8%	1.0%	1.0%	1.1%
% of Patients satisfied with the dentistry they have received	3	4	N/A	90.8%	91.9%	91.7%
% of Patients satisfied with the time they had to wait for an appointment	4	4	N/A	87.8%	88.0%	88.0%

* This is based on patients treated on this contract for their most recent course of treatment. Figures in italics indicate the base number of FP17s or Patient Questionnaire responses are less than 100. N/A is shown where the base number of responses is less than 10 during the period. % is calculated as Quantity/Base number*100

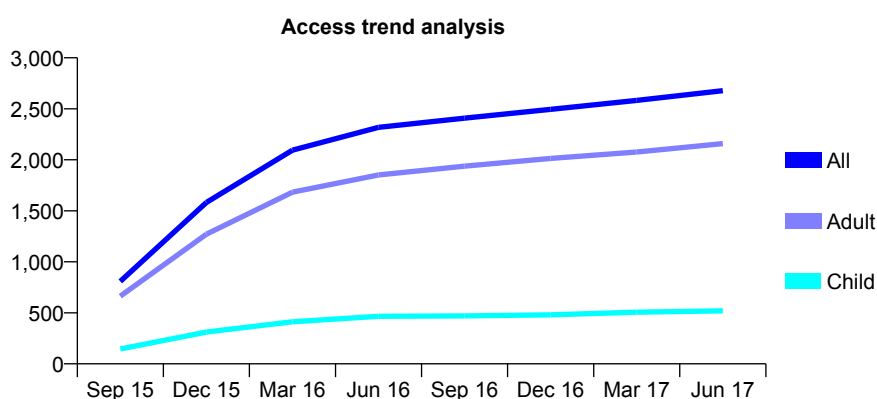
Q68 - Vital Signs At a Glance Contract Report for 176214/0001 - June 2017

Name or company name	Warrior Square Dental Practice Ltd
Contract type name	GDS Contract
Purpose of contract	General
Contract start date	01/07/2015
Contract end date	

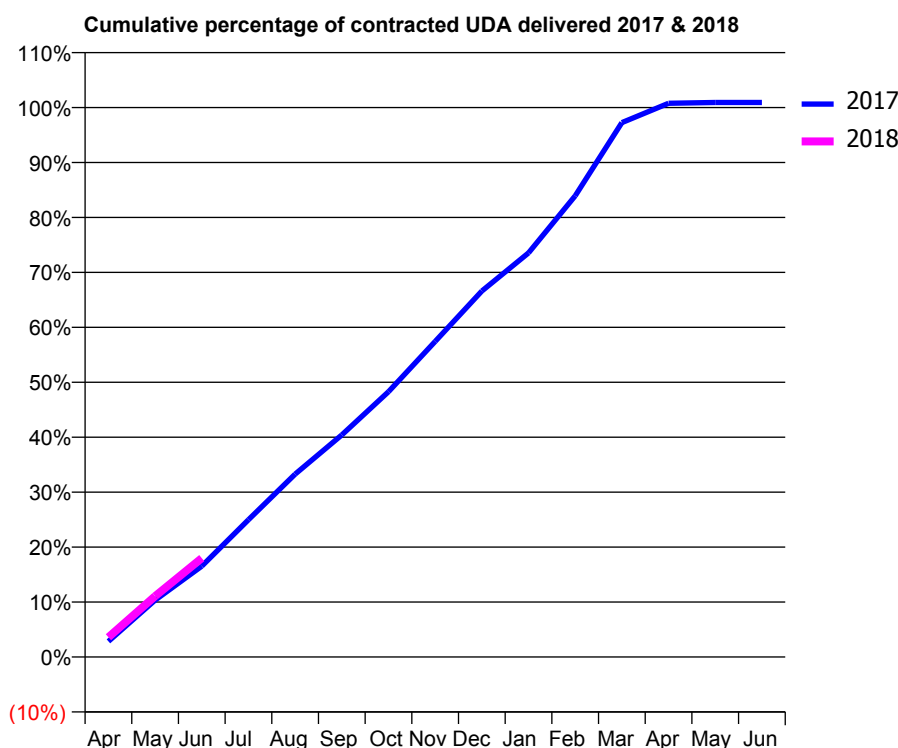
17/18 Contracted general activity (UDA)	7,000
Carry forward general activity (UDA)	0
17/18 Contracted orthodontic activity (UOA)	0
Carry forward orthodontic activity (UOA)	0
Baseline contract value	£171,383.97

ACCESS*

Patients seen in 24 months	Total	Change since previous quarter
Quarter ending June 2016	2,318	
Quarter ending September 2016	2,408	↑
Quarter ending December 2016	2,495	↑
Quarter ending March 2017	2,583	↑
Quarter ending June 2017	2,678	↑
Variance since June 2016	15.5%	↑



ACTIVITY



Adjusted Scheduled Activity (UDA)		
Month	2017	2018
April	200	253
May	725	775
June	1,157	1,260
July	1,749	
August	2,329	
September	2,829	
October	3,379	
November	4,019	
December	4,661	
January	5,148	
February	5,874	
March	6,808	
April	7,055	
May	7,064	
June	7,064	

QUALITY

	Quantity	Base Number	Contract	AT	Region	England
% of FP17s for the same patient ID Re-attending within 3 months - Children	6	152	3.9%	9.4%	11.6%	12.0%
% of FP17s for the same patient ID Re-attending within 3 months - Adults	160	800	20.0%	15.1%	15.9%	16.0%
% of FP17s for the same patient ID Re-attending between 3 & 9 months - Children	47	152	30.9%	59.5%	60.4%	58.0%
% of FP17s for the same patient ID Re-attending between 3 & 9 months - Adults	369	800	46.1%	51.8%	52.3%	50.9%
% of FP17s for Band 1 Urgent Courses	78	740	10.5%	9.5%	9.5%	9.1%
% of FP17s Relating to Free Repair or Replacements	11	740	1.5%	0.6%	0.7%	0.8%
% of FP17s Relating to Continuations	6	740	0.8%	1.0%	1.0%	1.1%
% of Patients satisfied with the dentistry they have received	2	3	N/A	90.8%	91.9%	91.7%
% of Patients satisfied with the time they had to wait for an appointment	3	3	N/A	87.8%	88.0%	88.0%

* This is based on patients treated on this contract for their most recent course of treatment. Figures in italics indicate the base number of FP17s or Patient Questionnaire responses are less than 100. N/A is shown where the base number of responses is less than 10 during the period. % is calculated as Quantity/Base number*100

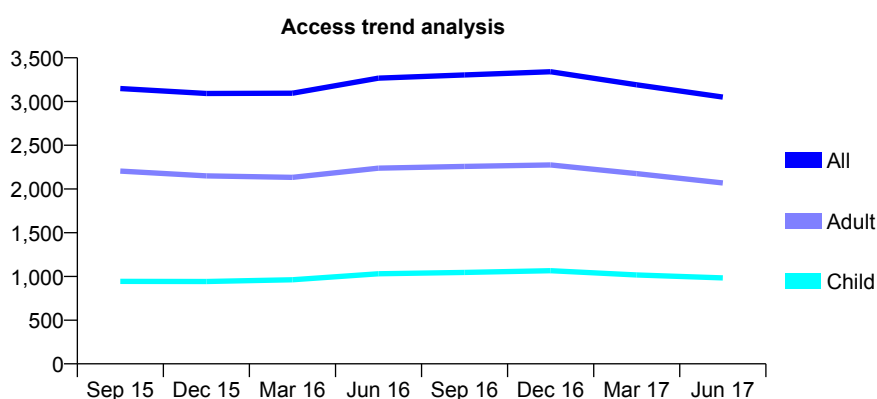
Q68 - Vital Signs At a Glance Contract Report for 176451/0001 - June 2017

Name or company name	Tilgate Dental Care Ltd
Contract type name	GDS Contract
Purpose of contract	General
Contract start date	01/11/2007
Contract end date	

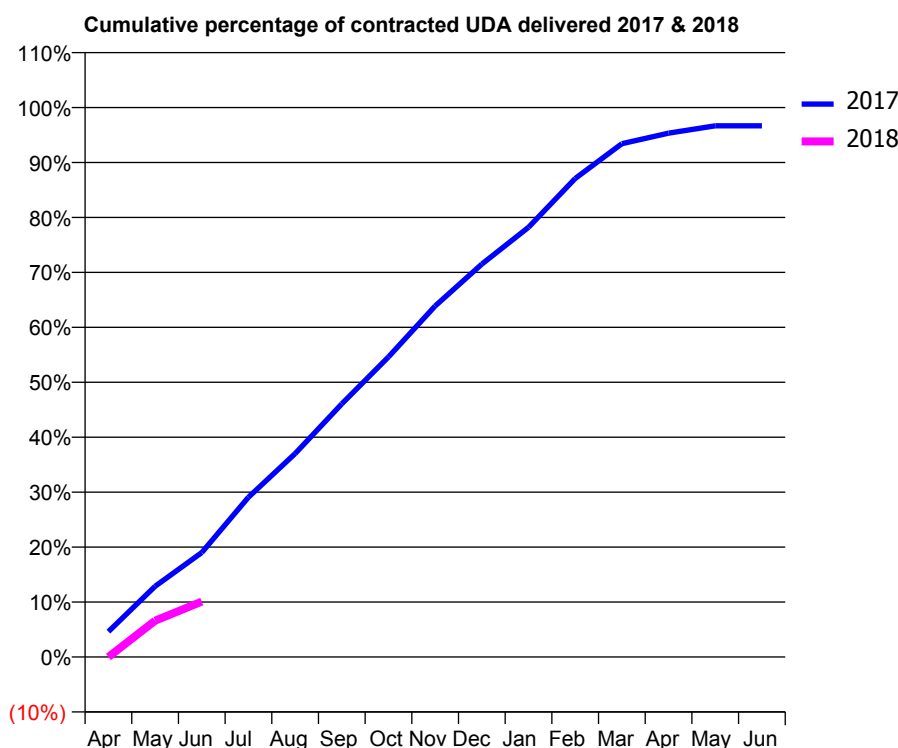
17/18 Contracted general activity (UDA)	10,656
Carry forward general activity (UDA)	0
17/18 Contracted orthodontic activity (UOA)	0
Carry forward orthodontic activity (UOA)	0
Baseline contract value	£328,821.17

ACCESS*

Patients seen in 24 months	Total	Change since previous quarter
Quarter ending June 2016	3,268	
Quarter ending September 2016	3,304	→
Quarter ending December 2016	3,340	→
Quarter ending March 2017	3,191	↓
Quarter ending June 2017	3,051	↓
Variance since June 2016	(6.6%)	↓



ACTIVITY



Adjusted Scheduled Activity (UDA)		
Month	2017	2018
April	492	0
May	1,373	704
June	2,027	1,075
July	3,099	
August	3,946	
September	4,910	
October	5,820	
November	6,807	
December	7,619	
January	8,333	
February	9,278	
March	9,955	
April	10,160	
May	10,302	
June	10,302	

QUALITY

	Quantity	Base Number	Contract	AT	Region	England
% of FP17s for the same patient ID Re-attending within 3 months - Children	5	197	2.5%	9.4%	11.6%	12.0%
% of FP17s for the same patient ID Re-attending within 3 months - Adults	38	406	9.4%	15.1%	15.9%	16.0%
% of FP17s for the same patient ID Re-attending between 3 & 9 months - Children	118	197	59.9%	59.5%	60.4%	58.0%
% of FP17s for the same patient ID Re-attending between 3 & 9 months - Adults	213	406	52.5%	51.8%	52.3%	50.9%
% of FP17s for Band 1 Urgent Courses	27	484	5.6%	9.5%	9.5%	9.1%
% of FP17s Relating to Free Repair or Replacements	7	484	1.4%	0.6%	0.7%	0.8%
% of FP17s Relating to Continuations	1	484	0.2%	1.0%	1.0%	1.1%
% of Patients satisfied with the dentistry they have received	5	6	N/A	90.8%	91.9%	91.7%
% of Patients satisfied with the time they had to wait for an appointment	5	6	N/A	87.8%	88.0%	88.0%

* This is based on patients treated on this contract for their most recent course of treatment. Figures in italics indicate the base number of FP17s or Patient Questionnaire responses are less than 100. N/A is shown where the base number of responses is less than 10 during the period. % is calculated as Quantity/Base number*100

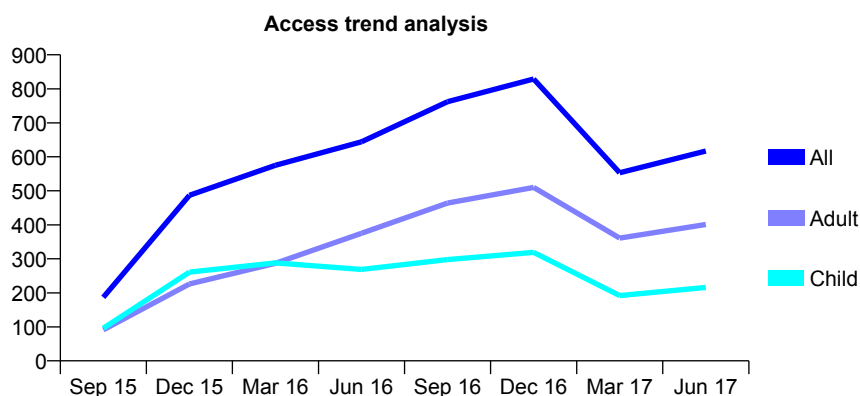
Q68 - Vital Signs At a Glance Contract Report for 177199/0001 - June 2017

Name or company name	Ms A Jawahar
Contract type name	GDS Contract
Purpose of contract	General
Contract start date	01/08/2015
Contract end date	

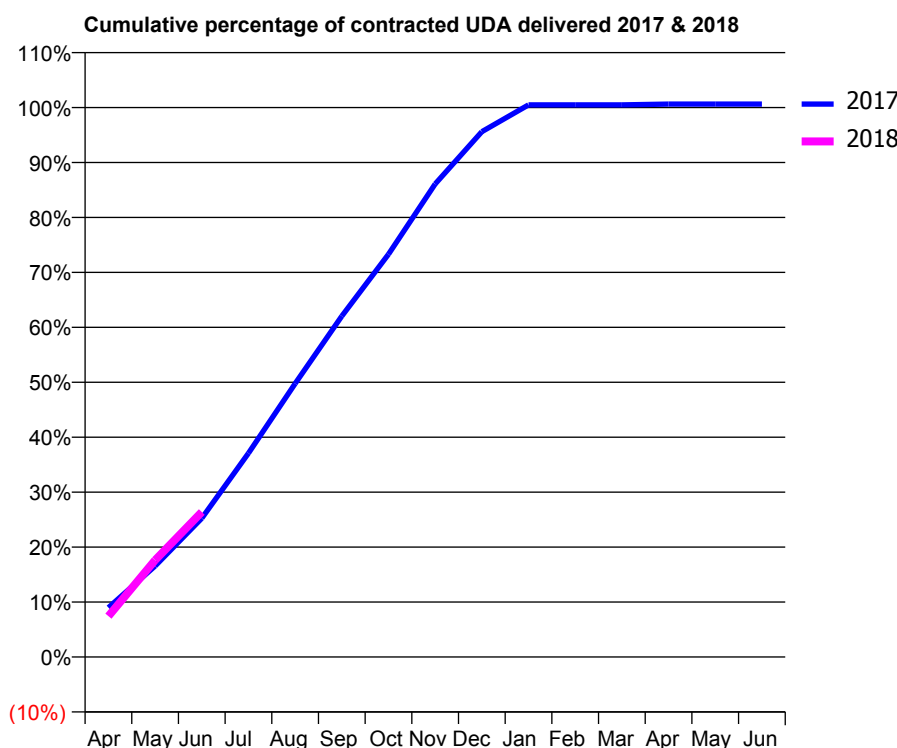
17/18 Contracted general activity (UDA)	2,200
Carry forward general activity (UDA)	0
17/18 Contracted orthodontic activity (UOA)	0
Carry forward orthodontic activity (UOA)	0
Baseline contract value	£48,101.91

ACCESS*

Patients seen in 24 months	Total	Change since previous quarter
Quarter ending June 2016	644	
Quarter ending September 2016	762	↑
Quarter ending December 2016	829	↑
Quarter ending March 2017	553	↓
Quarter ending June 2017	617	↑
Variance since June 2016	(4.2%)	↓



ACTIVITY



Adjusted Scheduled Activity (UDA)		
Month	2017	2018
April	198	164
May	364	388
June	556	581
July	816	
August	1,095	
September	1,365	
October	1,612	
November	1,894	
December	2,103	
January	2,211	
February	2,211	
March	2,211	
April	2,214	
May	2,214	
June	2,214	

QUALITY

	Quantity	Base Number	Contract	AT	Region	England
% of FP17s for the same patient ID Re-attending within 3 months - Children	1	104	1.0%	9.4%	11.6%	12.0%
% of FP17s for the same patient ID Re-attending within 3 months - Adults	10	153	6.5%	15.1%	15.9%	16.0%
% of FP17s for the same patient ID Re-attending between 3 & 9 months - Children	57	104	54.8%	59.5%	60.4%	58.0%
% of FP17s for the same patient ID Re-attending between 3 & 9 months - Adults	73	153	47.7%	51.8%	52.3%	50.9%
% of FP17s for Band 1 Urgent Courses	33	254	13.0%	9.5%	9.5%	9.1%
% of FP17s Relating to Free Repair or Replacements	1	254	0.4%	0.6%	0.7%	0.8%
% of FP17s Relating to Continuations	0	254	0.0%	1.0%	1.0%	1.1%
% of Patients satisfied with the dentistry they have received	0	0	N/A	90.8%	91.9%	91.7%
% of Patients satisfied with the time they had to wait for an appointment	0	0	N/A	87.8%	88.0%	88.0%

* This is based on patients treated on this contract for their most recent course of treatment. Figures in italics indicate the base number of FP17s or Patient Questionnaire responses are less than 100. N/A is shown where the base number of responses is less than 10 during the period. % is calculated as Quantity/Base number*100

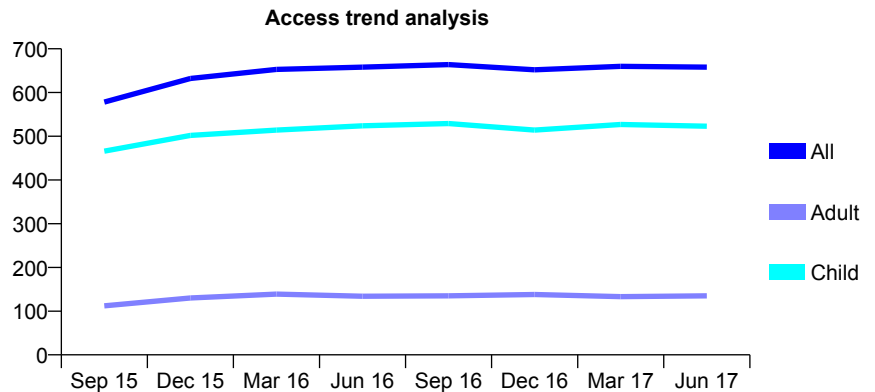
Q68 - Vital Signs At a Glance Contract Report for 177202/0001 - June 2017

Name or company name	Mr P Poole and Mr J Drewett
Contract type name	GDS Contract
Purpose of contract	General
Contract start date	01/04/2014
Contract end date	

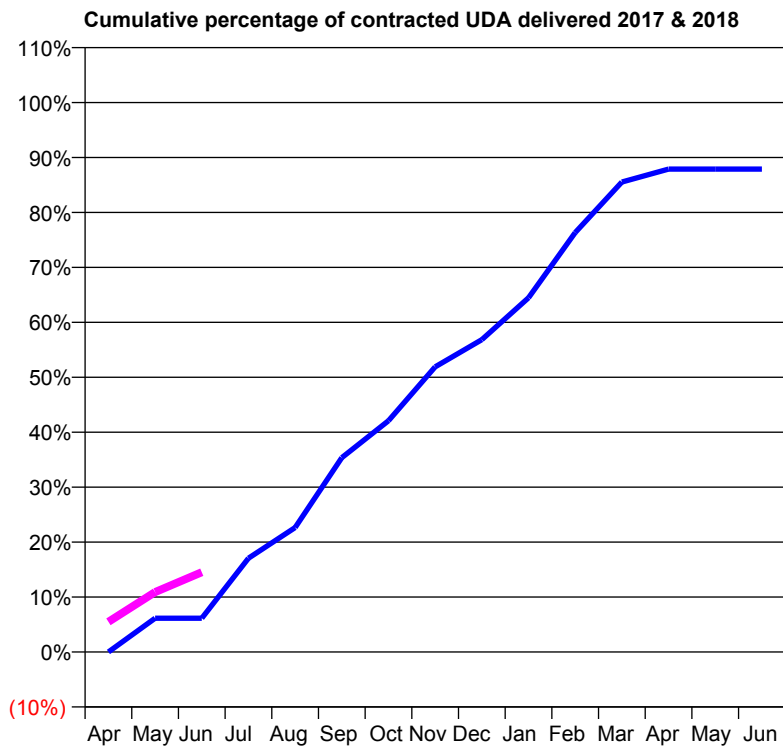
17/18 Contracted general activity (UDA)	1,239
Carry forward general activity (UDA)	0
17/18 Contracted orthodontic activity (UOA)	0
Carry forward orthodontic activity (UOA)	0
Baseline contract value	£27,533.05

ACCESS*

Patients seen in 24 months	Total	Change since previous quarter
Quarter ending June 2016	658	
Quarter ending September 2016	664	→
Quarter ending December 2016	652	↓
Quarter ending March 2017	660	→
Quarter ending June 2017	658	→
Variance since June 2016	0.0%	→



ACTIVITY



Month	Adjusted Scheduled Activity (UDA)	
	2017	2018
April	0	68
May	76	135
June	76	180
July	212	
August	281	
September	438	
October	522	
November	643	
December	704	
January	799	
February	946	
March	1,060	
April	1,089	
May	1,089	
June	1,089	

QUALITY

	Quantity	Base Number	Contract	AT	Region	England
% of FP17s for the same patient ID Re-attending within 3 months - Children	1	128	0.8%	9.4%	11.6%	12.0%
% of FP17s for the same patient ID Re-attending within 3 months - Adults	1	21	4.8%	15.1%	15.9%	16.0%
% of FP17s for the same patient ID Re-attending between 3 & 9 months - Children	84	128	65.6%	59.5%	60.4%	58.0%
% of FP17s for the same patient ID Re-attending between 3 & 9 months - Adults	8	21	38.1%	51.8%	52.3%	50.9%
% of FP17s for Band 1 Urgent Courses	0	135	0.0%	9.5%	9.5%	9.1%
% of FP17s Relating to Free Repair or Replacements	0	135	0.0%	0.6%	0.7%	0.8%
% of FP17s Relating to Continuations	0	135	0.0%	1.0%	1.0%	1.1%
% of Patients satisfied with the dentistry they have received	0	0	N/A	90.8%	91.9%	91.7%
% of Patients satisfied with the time they had to wait for an appointment	0	0	N/A	87.8%	88.0%	88.0%

* This is based on patients treated on this contract for their most recent course of treatment. Figures in italics indicate the base number of FP17s or Patient Questionnaire responses are less than 100. N/A is shown where the base number of responses is less than 10 during the period. % is calculated as Quantity/Base number*100

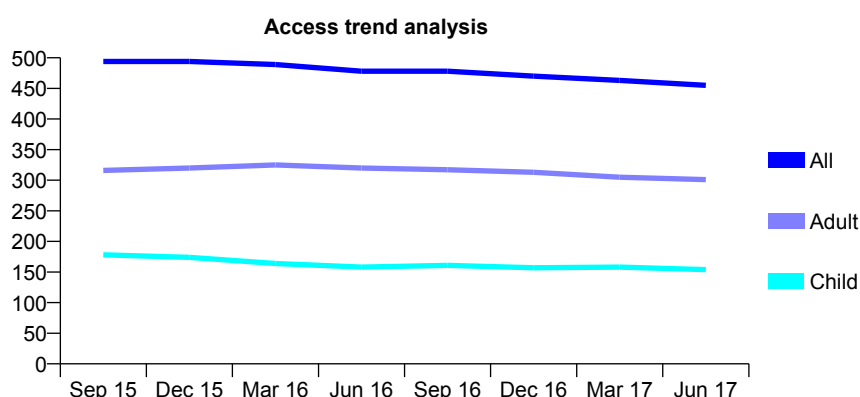
Q68 - Vital Signs At a Glance Contract Report for 178330/0001 - June 2017

Name or company name	Tangmere Dental Care Limited
Contract type name	GDS Contract
Purpose of contract	General
Contract start date	01/04/2011
Contract end date	

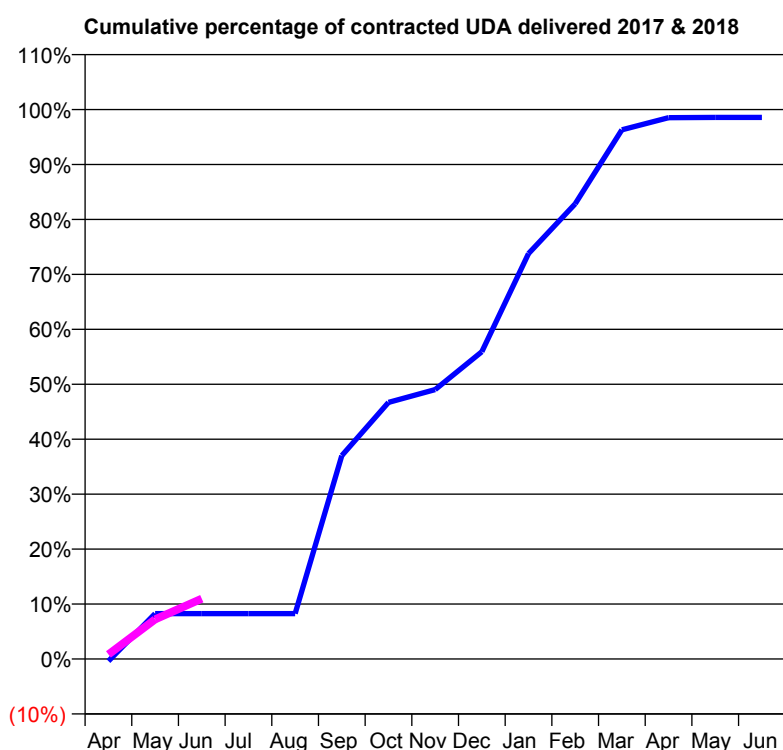
17/18 Contracted general activity (UDA)	1,960
Carry forward general activity (UDA)	0
17/18 Contracted orthodontic activity (UOA)	0
Carry forward orthodontic activity (UOA)	0
Baseline contract value	£52,716.25

ACCESS*

Patients seen in 24 months	Total	Change since previous quarter
Quarter ending June 2016	478	
Quarter ending September 2016	478	→
Quarter ending December 2016	470	↓
Quarter ending March 2017	463	↓
Quarter ending June 2017	455	↓
Variance since June 2016	(4.8%)	↓



ACTIVITY



Adjusted Scheduled Activity (UDA)		
Month	2017	2018
April	-8	17
May	162	141
June	162	215
July	162	
August	162	
September	726	
October	915	
November	961	
December	1,096	
January	1,446	
February	1,623	
March	1,887	
April	1,931	
May	1,932	
June	1,932	

QUALITY

	Quantity	Base Number	Contract	AT	Region	England
% of FP17s for the same patient ID Re-attending within 3 months - Children	5	47	10.6%	9.4%	11.6%	12.0%
% of FP17s for the same patient ID Re-attending within 3 months - Adults	13	64	20.3%	15.1%	15.9%	16.0%
% of FP17s for the same patient ID Re-attending between 3 & 9 months - Children	34	47	72.3%	59.5%	60.4%	58.0%
% of FP17s for the same patient ID Re-attending between 3 & 9 months - Adults	36	64	56.3%	51.8%	52.3%	50.9%
% of FP17s for Band 1 Urgent Courses	17	97	17.5%	9.5%	9.5%	9.1%
% of FP17s Relating to Free Repair or Replacements	0	97	0.0%	0.6%	0.7%	0.8%
% of FP17s Relating to Continuations	1	97	1.0%	1.0%	1.0%	1.1%
% of Patients satisfied with the dentistry they have received	2	2	N/A	90.8%	91.9%	91.7%
% of Patients satisfied with the time they had to wait for an appointment	2	2	N/A	87.8%	88.0%	88.0%

* This is based on patients treated on this contract for their most recent course of treatment. Figures in italics indicate the base number of FP17s or Patient Questionnaire responses are less than 100. N/A is shown where the base number of responses is less than 10 during the period. % is calculated as Quantity/Base number*100

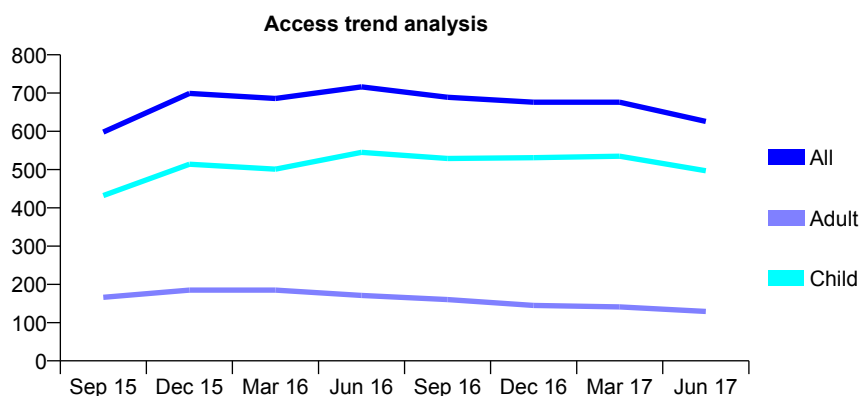
Q68 - Vital Signs At a Glance Contract Report for 178462/0002 - June 2017

Name or company name	IQ Orthodontics Ltd
Contract type name	GDS Contract
Purpose of contract	General
Contract start date	01/04/2014
Contract end date	

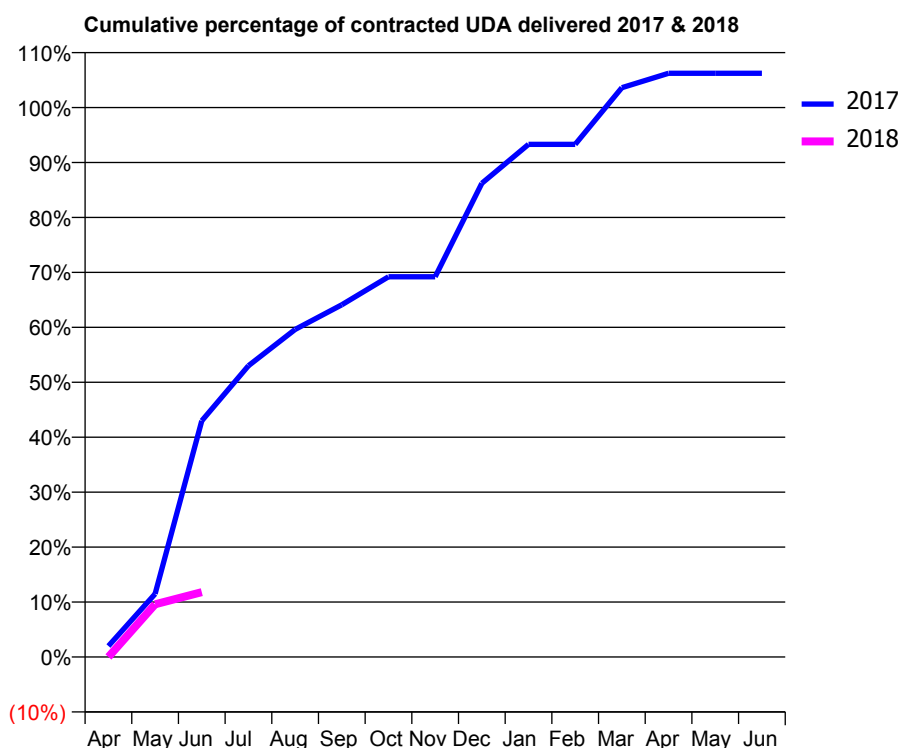
17/18 Contracted general activity (UDA)	1,000
Carry forward general activity (UDA)	0
17/18 Contracted orthodontic activity (UOA)	0
Carry forward orthodontic activity (UOA)	0
Baseline contract value	£22,221.98

ACCESS*

Patients seen in 24 months	Total	Change since previous quarter
Quarter ending June 2016	716	
Quarter ending September 2016	689	↓
Quarter ending December 2016	676	↓
Quarter ending March 2017	676	→
Quarter ending June 2017	626	↓
Variance since June 2016	(12.6%)	↓



ACTIVITY



Month	Adjusted Scheduled Activity (UDA)	
	2017	2018
April	20	0
May	115	96
June	430	118
July	530	
August	596	
September	641	
October	692	
November	692	
December	862	
January	933	
February	933	
March	1,036	
April	1,062	
May	1,062	
June	1,062	

QUALITY

	Quantity	Base Number	Contract	AT	Region	England
% of FP17s for the same patient ID Re-attending within 3 months - Children	2	104	1.9%	9.4%	11.6%	12.0%
% of FP17s for the same patient ID Re-attending within 3 months - Adults	0	7	0.0%	15.1%	15.9%	16.0%
% of FP17s for the same patient ID Re-attending between 3 & 9 months - Children	68	104	65.4%	59.5%	60.4%	58.0%
% of FP17s for the same patient ID Re-attending between 3 & 9 months - Adults	2	7	28.6%	51.8%	52.3%	50.9%
% of FP17s for Band 1 Urgent Courses	0	96	0.0%	9.5%	9.5%	9.1%
% of FP17s Relating to Free Repair or Replacements	0	96	0.0%	0.6%	0.7%	0.8%
% of FP17s Relating to Continuations	0	96	0.0%	1.0%	1.0%	1.1%
% of Patients satisfied with the dentistry they have received	1	1	N/A	90.8%	91.9%	91.7%
% of Patients satisfied with the time they had to wait for an appointment	0	1	N/A	87.8%	88.0%	88.0%

* This is based on patients treated on this contract for their most recent course of treatment. Figures in italics indicate the base number of FP17s or Patient Questionnaire responses are less than 100. N/A is shown where the base number of responses is less than 10 during the period. % is calculated as Quantity/Base number*100

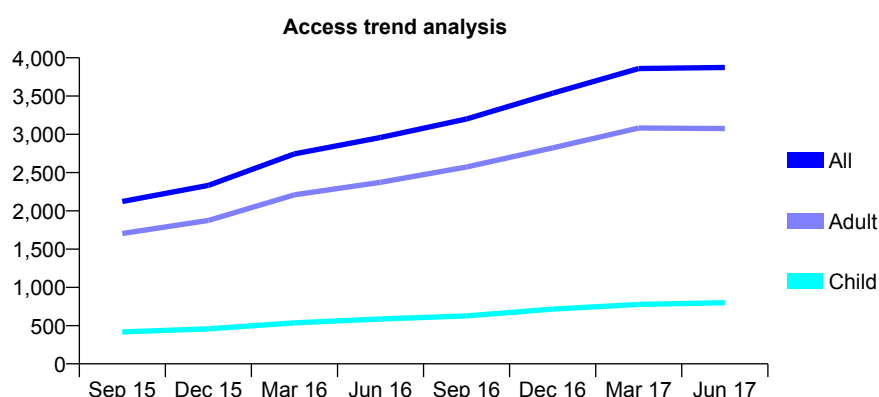
Q68 - Vital Signs At a Glance Contract Report for 178934/0001 - June 2017

Name or company name	Newholme Dental Practice
Contract type name	GDS Contract
Purpose of contract	General
Contract start date	01/01/2015
Contract end date	

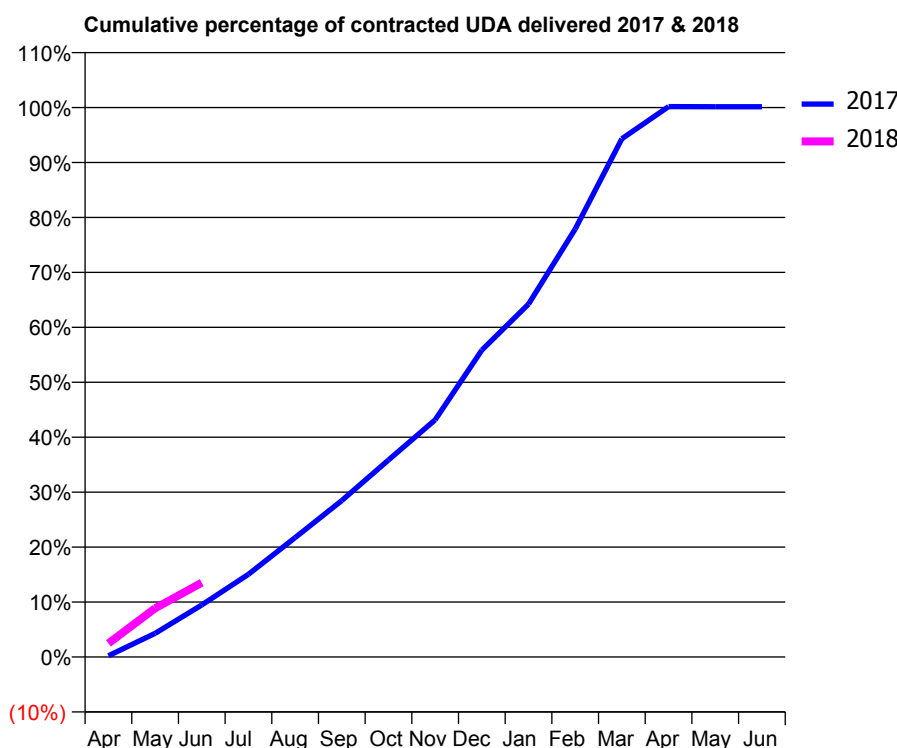
17/18 Contracted general activity (UDA)	13,635
Carry forward general activity (UDA)	0
17/18 Contracted orthodontic activity (UOA)	0
Carry forward orthodontic activity (UOA)	0
Baseline contract value	£312,694.75

ACCESS*

Patients seen in 24 months	Total	Change since previous quarter
Quarter ending June 2016	2,959	
Quarter ending September 2016	3,200	↑
Quarter ending December 2016	3,538	↑
Quarter ending March 2017	3,859	↑
Quarter ending June 2017	3,874	→
Variance since June 2016	30.9%	↑



ACTIVITY



Month	Adjusted Scheduled Activity (UDA)	
	2017	2018
April	30	341
May	586	1,208
June	1,291	1,843
July	2,052	
August	2,962	
September	3,883	
October	4,887	
November	5,885	
December	7,615	
January	8,757	
February	10,621	
March	12,861	
April	13,657	
May	13,654	
June	13,654	

QUALITY

	Quantity	Base Number	Contract	AT	Region	England
% of FP17s for the same patient ID Re-attending within 3 months - Children	23	242	9.5%	9.4%	11.6%	12.0%
% of FP17s for the same patient ID Re-attending within 3 months - Adults	119	844	14.1%	15.1%	15.9%	16.0%
% of FP17s for the same patient ID Re-attending between 3 & 9 months - Children	118	242	48.8%	59.5%	60.4%	58.0%
% of FP17s for the same patient ID Re-attending between 3 & 9 months - Adults	429	844	50.8%	51.8%	52.3%	50.9%
% of FP17s for Band 1 Urgent Courses	67	827	8.1%	9.5%	9.5%	9.1%
% of FP17s Relating to Free Repair or Replacements	12	827	1.5%	0.6%	0.7%	0.8%
% of FP17s Relating to Continuations	2	827	0.2%	1.0%	1.0%	1.1%
% of Patients satisfied with the dentistry they have received	4	4	N/A	90.8%	91.9%	91.7%
% of Patients satisfied with the time they had to wait for an appointment	4	4	N/A	87.8%	88.0%	88.0%

* This is based on patients treated on this contract for their most recent course of treatment. Figures in italics indicate the base number of FP17s or Patient Questionnaire responses are less than 100. N/A is shown where the base number of responses is less than 10 during the period. % is calculated as Quantity/Base number*100

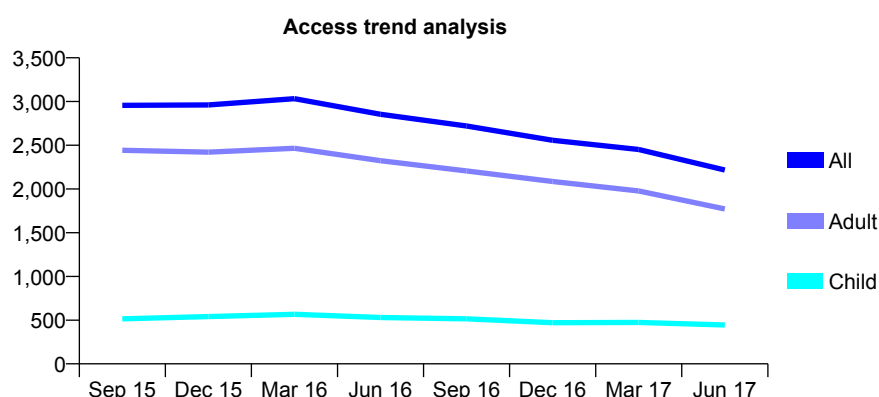
Q68 - Vital Signs At a Glance Contract Report for 179434/0001 - June 2017

Name or company name	Mr M Eyrumlu & Mr A Eyrumlu
Contract type name	GDS Contract
Purpose of contract	General
Contract start date	01/11/2010
Contract end date	

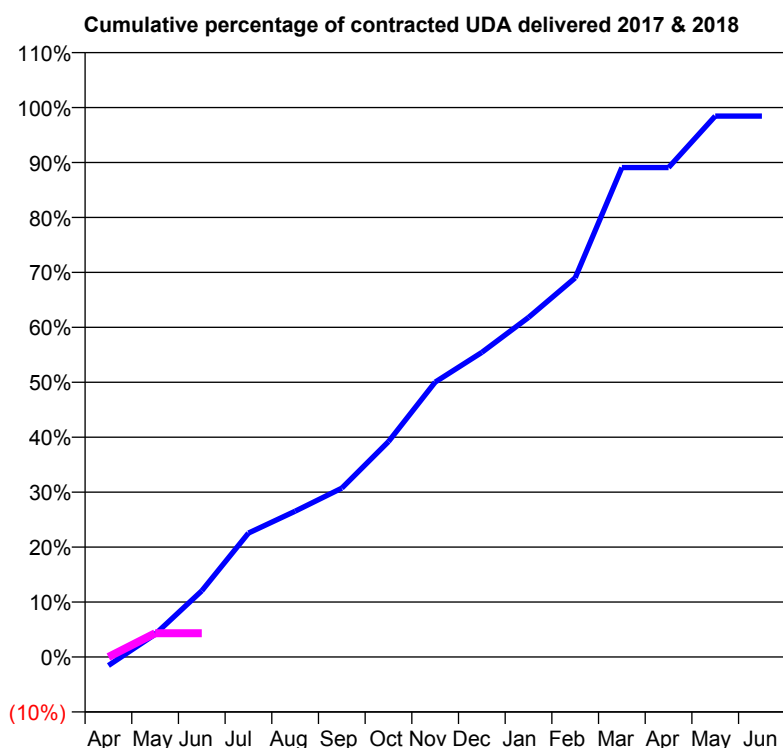
17/18 Contracted general activity (UDA)	11,052
Carry forward general activity (UDA)	0
17/18 Contracted orthodontic activity (UOA)	0
Carry forward orthodontic activity (UOA)	0
Baseline contract value	£264,684.67

ACCESS*

Patients seen in 24 months	Total	Change since previous quarter
Quarter ending June 2016	2,854	
Quarter ending September 2016	2,720	↓
Quarter ending December 2016	2,556	↓
Quarter ending March 2017	2,451	↓
Quarter ending June 2017	2,216	↓
Variance since June 2016	(22.4%)	↓



ACTIVITY



Adjusted Scheduled Activity (UDA)		
Month	2017	2018
April	-174	0
May	458	480
June	1,331	480
July	2,494	
August	2,933	
September	3,397	
October	4,332	
November	5,530	
December	6,127	
January	6,831	
February	7,626	
March	9,845	
April	9,845	
May	10,878	
June	10,878	

QUALITY

	Quantity	Base Number	Contract	AT	Region	England
% of FP17s for the same patient ID Re-attending within 3 months - Children	12	92	13.0%	9.4%	11.6%	12.0%
% of FP17s for the same patient ID Re-attending within 3 months - Adults	70	321	21.8%	15.1%	15.9%	16.0%
% of FP17s for the same patient ID Re-attending between 3 & 9 months - Children	28	92	30.4%	59.5%	60.4%	58.0%
% of FP17s for the same patient ID Re-attending between 3 & 9 months - Adults	130	321	40.5%	51.8%	52.3%	50.9%
% of FP17s for Band 1 Urgent Courses	25	183	13.7%	9.5%	9.5%	9.1%
% of FP17s Relating to Free Repair or Replacements	5	183	2.7%	0.6%	0.7%	0.8%
% of FP17s Relating to Continuations	11	183	6.0%	1.0%	1.0%	1.1%
% of Patients satisfied with the dentistry they have received	4	7	N/A	90.8%	91.9%	91.7%
% of Patients satisfied with the time they had to wait for an appointment	3	7	N/A	87.8%	88.0%	88.0%

* This is based on patients treated on this contract for their most recent course of treatment. Figures in italics indicate the base number of FP17s or Patient Questionnaire responses are less than 100. N/A is shown where the base number of responses is less than 10 during the period. % is calculated as Quantity/Base number*100

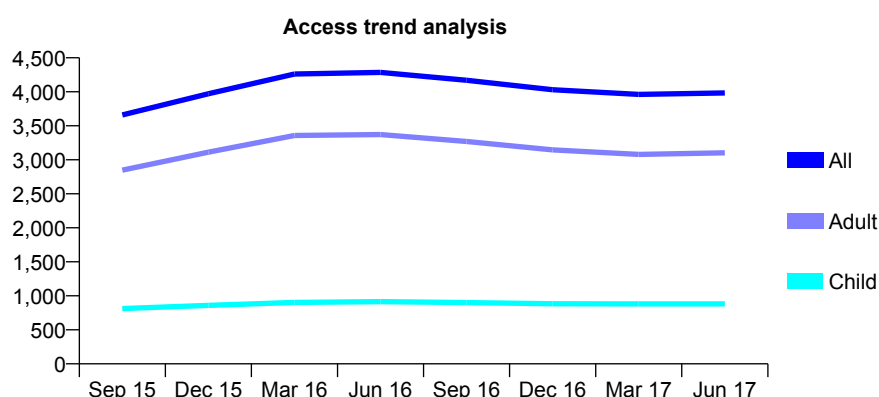
Q68 - Vital Signs At a Glance Contract Report for 179434/0002 - June 2017

Name or company name	Mr M Eyrumlu & Mr A Eyrumlu
Contract type name	GDS Contract
Purpose of contract	General
Contract start date	10/05/2014
Contract end date	

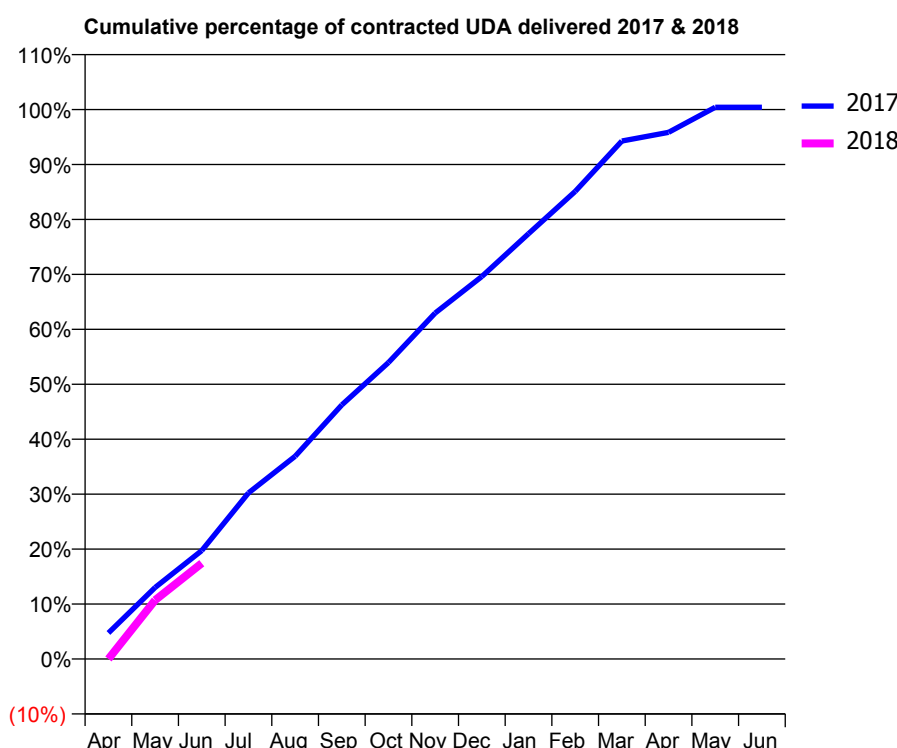
17/18 Contracted general activity (UDA)	14,350
Carry forward general activity (UDA)	0
17/18 Contracted orthodontic activity (UOA)	0
Carry forward orthodontic activity (UOA)	0
Baseline contract value	£363,406.99

ACCESS*

Patients seen in 24 months	Total	Change since previous quarter
Quarter ending June 2016	4,285	
Quarter ending September 2016	4,169	↓
Quarter ending December 2016	4,030	↓
Quarter ending March 2017	3,961	↓
Quarter ending June 2017	3,984	→
Variance since June 2016	(7.0%)	↓



ACTIVITY



Adjusted Scheduled Activity (UDA)		
Month	2017	2018
April	679	0
May	1,870	1,536
June	2,832	2,504
July	4,338	
August	5,295	
September	6,636	
October	7,743	
November	9,035	
December	9,990	
January	11,108	
February	12,212	
March	13,527	
April	13,754	
May	14,409	
June	14,409	

QUALITY

	Quantity	Base Number	Contract	AT	Region	England
% of FP17s for the same patient ID Re-attending within 3 months - Children	15	272	5.5%	9.4%	11.6%	12.0%
% of FP17s for the same patient ID Re-attending within 3 months - Adults	188	1,034	18.2%	15.1%	15.9%	16.0%
% of FP17s for the same patient ID Re-attending between 3 & 9 months - Children	179	272	65.8%	59.5%	60.4%	58.0%
% of FP17s for the same patient ID Re-attending between 3 & 9 months - Adults	568	1,034	54.9%	51.8%	52.3%	50.9%
% of FP17s for Band 1 Urgent Courses	118	1,021	11.6%	9.5%	9.5%	9.1%
% of FP17s Relating to Free Repair or Replacements	4	1,021	0.4%	0.6%	0.7%	0.8%
% of FP17s Relating to Continuations	21	1,021	2.1%	1.0%	1.0%	1.1%
% of Patients satisfied with the dentistry they have received	12	12	100.0%	90.8%	91.9%	91.7%
% of Patients satisfied with the time they had to wait for an appointment	12	12	100.0%	87.8%	88.0%	88.0%

* This is based on patients treated on this contract for their most recent course of treatment. Figures in italics indicate the base number of FP17s or Patient Questionnaire responses are less than 100. N/A is shown where the base number of responses is less than 10 during the period. % is calculated as Quantity/Base number*100

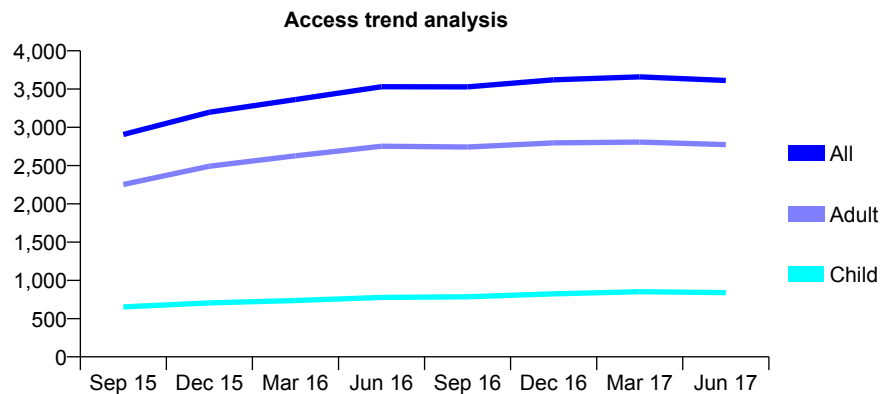
Q68 - Vital Signs At a Glance Contract Report for 179434/0003 - June 2017

Name or company name	Mr M Eyrumlu & Mr A Eyrumlu
Contract type name	GDS Contract
Purpose of contract	General
Contract start date	01/06/2014
Contract end date	

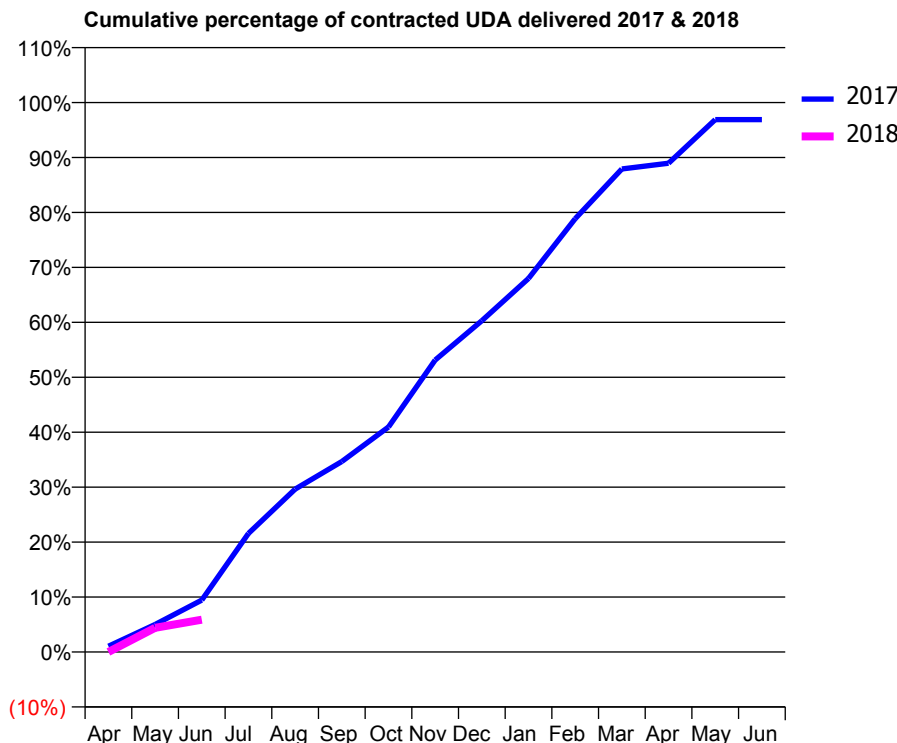
17/18 Contracted general activity (UDA)	17,500
Carry forward general activity (UDA)	0
17/18 Contracted orthodontic activity (UOA)	0
Carry forward orthodontic activity (UOA)	0
Baseline contract value	£464,422.67

ACCESS*

Patients seen in 24 months	Total	Change since previous quarter
Quarter ending June 2016	3,530	
Quarter ending September 2016	3,528	→
Quarter ending December 2016	3,621	↑
Quarter ending March 2017	3,659	→
Quarter ending June 2017	3,612	↓
Variance since June 2016	2.3%	↑



ACTIVITY



Adjusted Scheduled Activity (UDA)		
Month	2017	2018
April	185	0
May	875	771
June	1,653	1,030
July	3,776	
August	5,189	
September	6,066	
October	7,168	
November	9,300	
December	10,550	
January	11,897	
February	13,800	
March	15,383	
April	15,567	
May	16,954	
June	16,954	

QUALITY

	Quantity	Base Number	Contract	AT	Region	England
% of FP17s for the same patient ID Re-attending within 3 months - Children	12	156	7.7%	9.4%	11.6%	12.0%
% of FP17s for the same patient ID Re-attending within 3 months - Adults	82	553	14.8%	15.1%	15.9%	16.0%
% of FP17s for the same patient ID Re-attending between 3 & 9 months - Children	94	156	60.3%	59.5%	60.4%	58.0%
% of FP17s for the same patient ID Re-attending between 3 & 9 months - Adults	288	553	52.1%	51.8%	52.3%	50.9%
% of FP17s for Band 1 Urgent Courses	39	395	9.9%	9.5%	9.5%	9.1%
% of FP17s Relating to Free Repair or Replacements	9	395	2.3%	0.6%	0.7%	0.8%
% of FP17s Relating to Continuations	11	395	2.8%	1.0%	1.0%	1.1%
% of Patients satisfied with the dentistry they have received	10	10	100.0%	90.8%	91.9%	91.7%
% of Patients satisfied with the time they had to wait for an appointment	10	10	100.0%	87.8%	88.0%	88.0%

* This is based on patients treated on this contract for their most recent course of treatment. Figures in italics indicate the base number of FP17s or Patient Questionnaire responses are less than 100. N/A is shown where the base number of responses is less than 10 during the period. % is calculated as Quantity/Base number*100

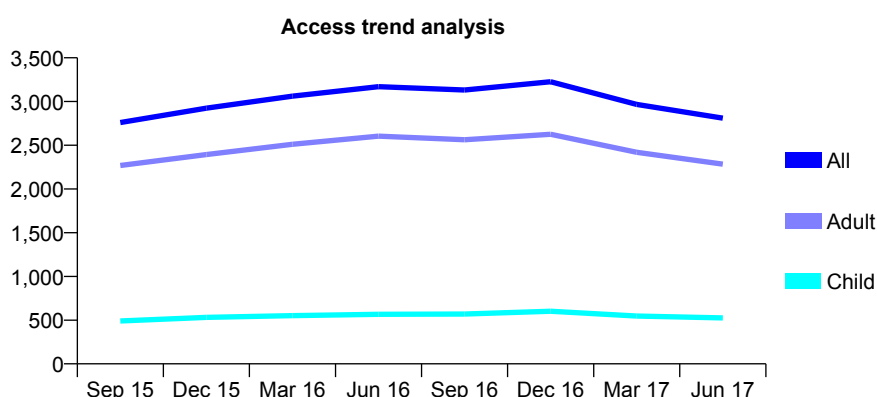
Q68 - Vital Signs At a Glance Contract Report for 179434/0004 - June 2017

Name or company name	Mr M Eyrumlu & Mr A Eyrumlu
Contract type name	GDS Contract
Purpose of contract	General
Contract start date	01/06/2014
Contract end date	

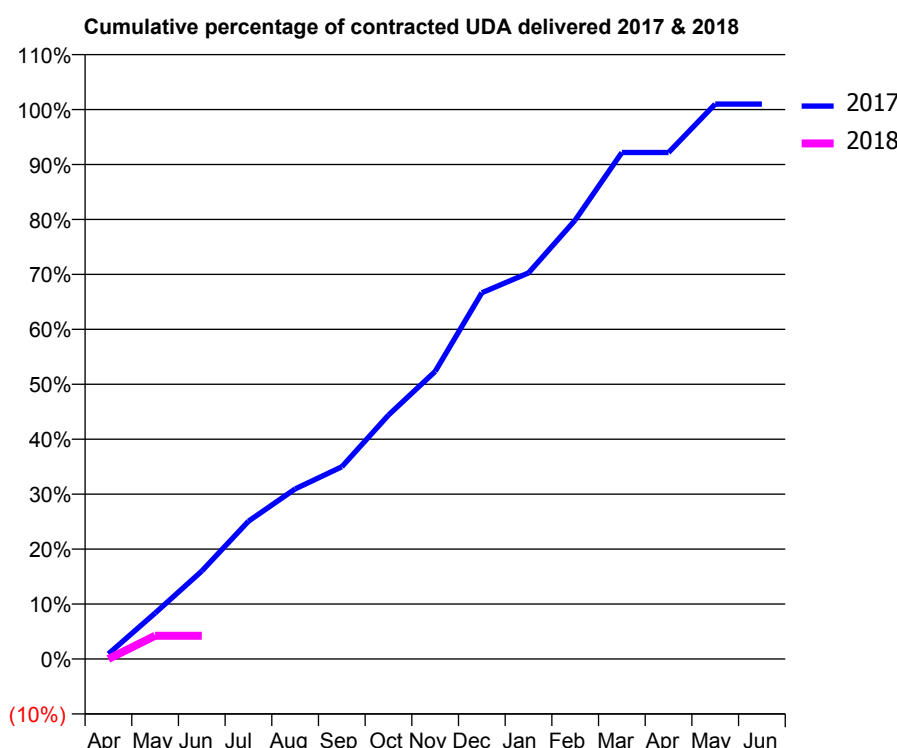
17/18 Contracted general activity (UDA)	13,369
Carry forward general activity (UDA)	0
17/18 Contracted orthodontic activity (UOA)	0
Carry forward orthodontic activity (UOA)	0
Baseline contract value	£329,490.09

ACCESS*

Patients seen in 24 months	Total	Change since previous quarter
Quarter ending June 2016	3,170	
Quarter ending September 2016	3,132	↓
Quarter ending December 2016	3,226	↑
Quarter ending March 2017	2,967	↓
Quarter ending June 2017	2,810	↓
Variance since June 2016	(11.4%)	↓



ACTIVITY



Adjusted Scheduled Activity (UDA)		
Month	2017	2018
April	123	0
May	1,119	567
June	2,139	567
July	3,352	
August	4,138	
September	4,678	
October	5,935	
November	6,997	
December	8,911	
January	9,394	
February	10,679	
March	12,323	
April	12,323	
May	13,501	
June	13,501	

QUALITY

	Quantity	Base Number	Contract	AT	Region	England
% of FP17s for the same patient ID Re-attending within 3 months - Children	2	80	2.5%	9.4%	11.6%	12.0%
% of FP17s for the same patient ID Re-attending within 3 months - Adults	40	420	9.5%	15.1%	15.9%	16.0%
% of FP17s for the same patient ID Re-attending between 3 & 9 months - Children	45	80	56.3%	59.5%	60.4%	58.0%
% of FP17s for the same patient ID Re-attending between 3 & 9 months - Adults	251	420	59.8%	51.8%	52.3%	50.9%
% of FP17s for Band 1 Urgent Courses	19	255	7.5%	9.5%	9.5%	9.1%
% of FP17s Relating to Free Repair or Replacements	2	255	0.8%	0.6%	0.7%	0.8%
% of FP17s Relating to Continuations	3	255	1.2%	1.0%	1.0%	1.1%
% of Patients satisfied with the dentistry they have received	8	8	N/A	90.8%	91.9%	91.7%
% of Patients satisfied with the time they had to wait for an appointment	8	8	N/A	87.8%	88.0%	88.0%

* This is based on patients treated on this contract for their most recent course of treatment. Figures in italics indicate the base number of FP17s or Patient Questionnaire responses are less than 100. N/A is shown where the base number of responses is less than 10 during the period. % is calculated as Quantity/Base number*100

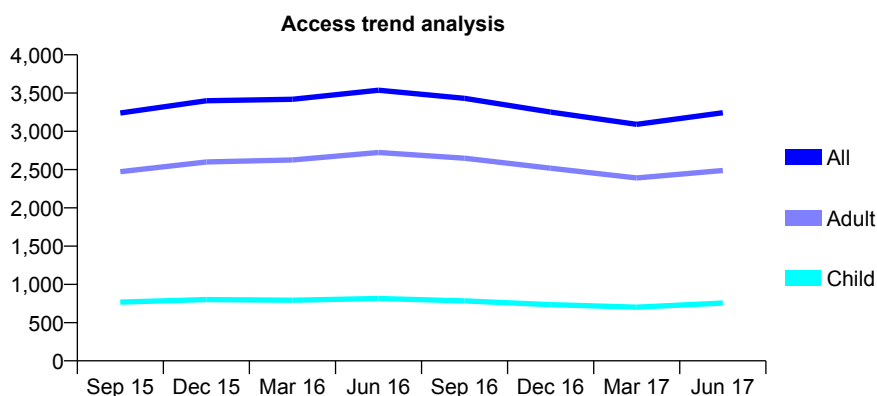
Q68 - Vital Signs At a Glance Contract Report for 179434/0005 - June 2017

Name or company name	Mr M Eyrumlu & Mr A Eyrumlu
Contract type name	GDS Contract
Purpose of contract	General
Contract start date	10/05/2014
Contract end date	

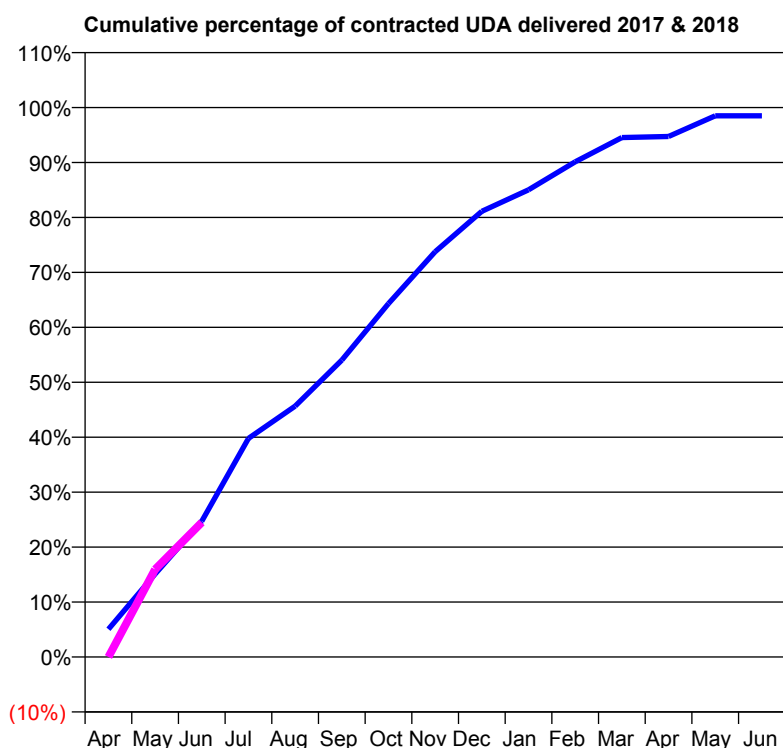
17/18 Contracted general activity (UDA)	14,000
Carry forward general activity (UDA)	0
17/18 Contracted orthodontic activity (UOA)	0
Carry forward orthodontic activity (UOA)	0
Baseline contract value	£378,436.87

ACCESS*

Patients seen in 24 months	Total	Change since previous quarter
Quarter ending June 2016	3,537	
Quarter ending September 2016	3,431	↓
Quarter ending December 2016	3,252	↓
Quarter ending March 2017	3,091	↓
Quarter ending June 2017	3,243	↑
Variance since June 2016	(8.3%)	↓



ACTIVITY



Adjusted Scheduled Activity (UDA)		
Month	2017	2018
April	708	0
May	2,115	2,232
June	3,459	3,430
July	5,569	
August	6,391	
September	7,563	
October	9,006	
November	10,326	
December	11,357	
January	11,904	
February	12,618	
March	13,236	
April	13,261	
May	13,788	
June	13,788	

QUALITY

	Quantity	Base Number	Contract	AT	Region	England
% of FP17s for the same patient ID Re-attending within 3 months - Children	18	330	5.5%	9.4%	11.6%	12.0%
% of FP17s for the same patient ID Re-attending within 3 months - Adults	139	879	15.8%	15.1%	15.9%	16.0%
% of FP17s for the same patient ID Re-attending between 3 & 9 months - Children	151	330	45.8%	59.5%	60.4%	58.0%
% of FP17s for the same patient ID Re-attending between 3 & 9 months - Adults	314	879	35.7%	51.8%	52.3%	50.9%
% of FP17s for Band 1 Urgent Courses	65	993	6.5%	9.5%	9.5%	9.1%
% of FP17s Relating to Free Repair or Replacements	12	993	1.2%	0.6%	0.7%	0.8%
% of FP17s Relating to Continuations	33	993	3.3%	1.0%	1.0%	1.1%
% of Patients satisfied with the dentistry they have received	9	10	90.0%	90.8%	91.9%	91.7%
% of Patients satisfied with the time they had to wait for an appointment	9	10	90.0%	87.8%	88.0%	88.0%

* This is based on patients treated on this contract for their most recent course of treatment. Figures in italics indicate the base number of FP17s or Patient Questionnaire responses are less than 100. N/A is shown where the base number of responses is less than 10 during the period. % is calculated as Quantity/Base number*100

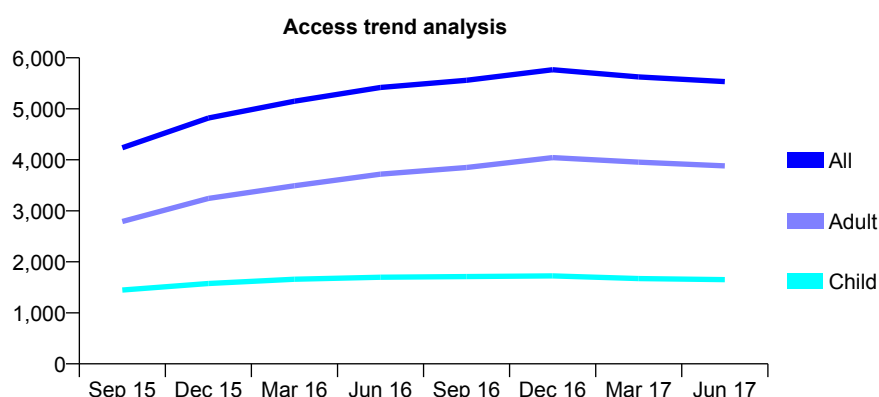
Q68 - Vital Signs At a Glance Contract Report for 179434/0006 - June 2017

Name or company name	Mr M Eyrumlu & Mr A Eyrumlu
Contract type name	GDS Contract
Purpose of contract	General
Contract start date	01/12/2014
Contract end date	

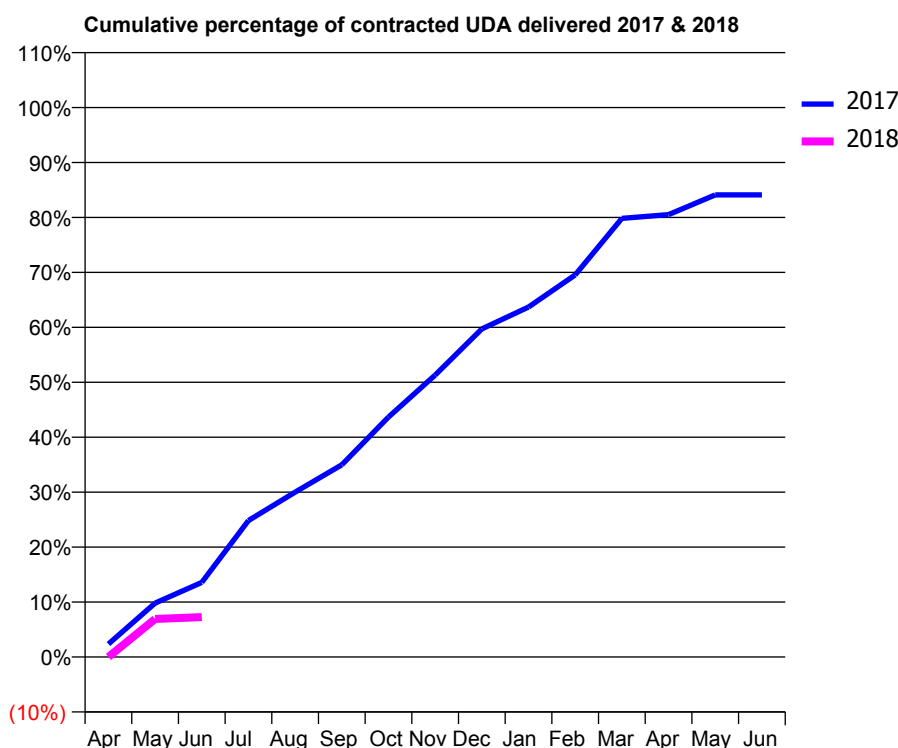
17/18 Contracted general activity (UDA)	16,022
Carry forward general activity (UDA)	0
17/18 Contracted orthodontic activity (UOA)	0
Carry forward orthodontic activity (UOA)	0
Baseline contract value	£425,912.31

ACCESS*

Patients seen in 24 months	Total	Change since previous quarter
Quarter ending June 2016	5,417	
Quarter ending September 2016	5,560	↑
Quarter ending December 2016	5,765	↑
Quarter ending March 2017	5,624	↓
Quarter ending June 2017	5,533	↓
Variance since June 2016	2.1%	↑



ACTIVITY



Adjusted Scheduled Activity (UDA)		
Month	2017	2018
April	380	0
May	1,571	1,110
June	2,177	1,166
July	3,978	
August	4,809	
September	5,606	
October	6,998	
November	8,220	
December	9,566	
January	10,206	
February	11,140	
March	12,791	
April	12,900	
May	13,473	
June	13,473	

QUALITY

	Quantity	Base Number	Contract	AT	Region	England
% of FP17s for the same patient ID Re-attending within 3 months - Children	23	311	7.4%	9.4%	11.6%	12.0%
% of FP17s for the same patient ID Re-attending within 3 months - Adults	88	650	13.5%	15.1%	15.9%	16.0%
% of FP17s for the same patient ID Re-attending between 3 & 9 months - Children	158	311	50.8%	59.5%	60.4%	58.0%
% of FP17s for the same patient ID Re-attending between 3 & 9 months - Adults	301	650	46.3%	51.8%	52.3%	50.9%
% of FP17s for Band 1 Urgent Courses	85	636	13.4%	9.5%	9.5%	9.1%
% of FP17s Relating to Free Repair or Replacements	1	636	0.2%	0.6%	0.7%	0.8%
% of FP17s Relating to Continuations	4	636	0.6%	1.0%	1.0%	1.1%
% of Patients satisfied with the dentistry they have received	2	2	N/A	90.8%	91.9%	91.7%
% of Patients satisfied with the time they had to wait for an appointment	2	2	N/A	87.8%	88.0%	88.0%

* This is based on patients treated on this contract for their most recent course of treatment. Figures in italics indicate the base number of FP17s or Patient Questionnaire responses are less than 100. N/A is shown where the base number of responses is less than 10 during the period. % is calculated as Quantity/Base number*100

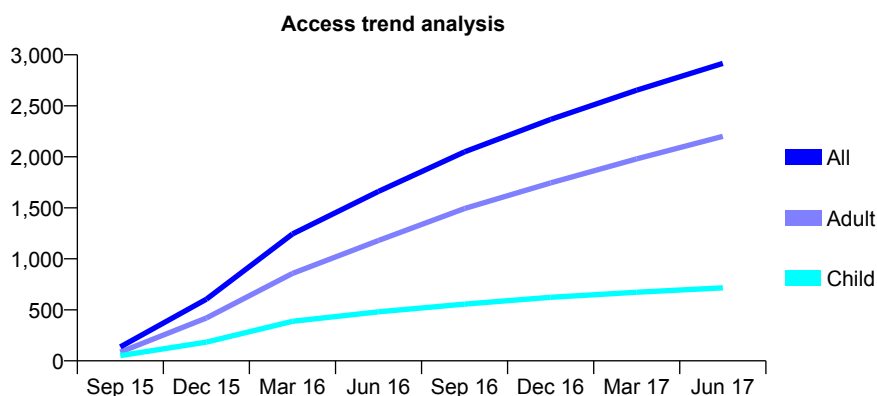
Q68 - Vital Signs At a Glance Contract Report for 179434/0007 - June 2017

Name or company name	Mr M Eyrumlu & Mr A Eyrumlu
Contract type name	GDS Contract
Purpose of contract	General
Contract start date	01/09/2015
Contract end date	

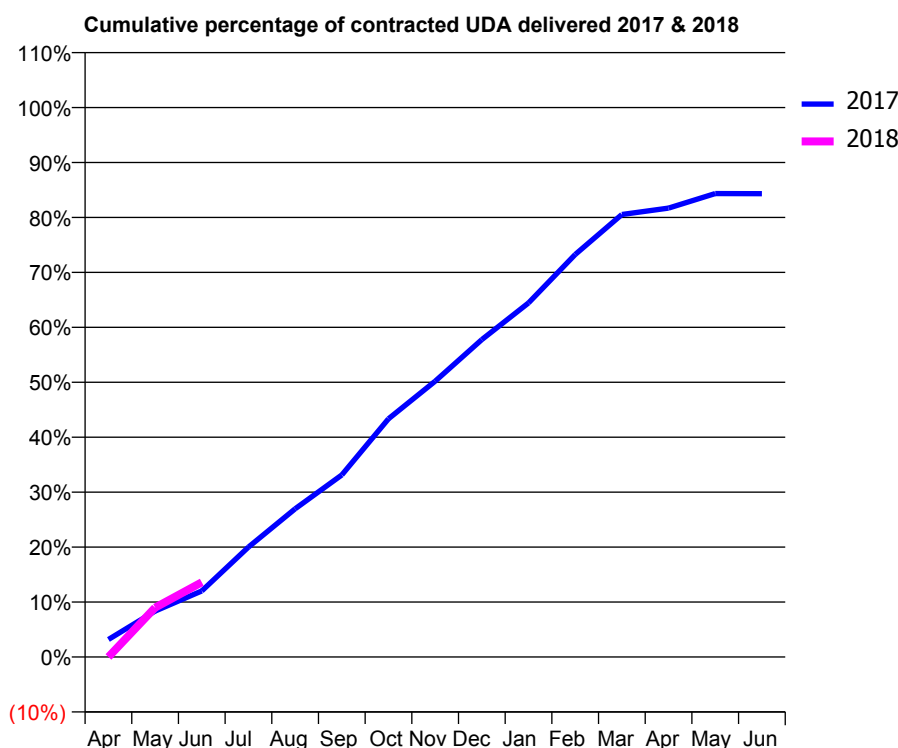
17/18 Contracted general activity (UDA)	12,631
Carry forward general activity (UDA)	0
17/18 Contracted orthodontic activity (UOA)	0
Carry forward orthodontic activity (UOA)	0
Baseline contract value	£323,166.19

ACCESS*

Patients seen in 24 months	Total	Change since previous quarter
Quarter ending June 2016	1,661	
Quarter ending September 2016	2,049	↑
Quarter ending December 2016	2,367	↑
Quarter ending March 2017	2,653	↑
Quarter ending June 2017	2,916	↑
Variance since June 2016	75.6%	↑



ACTIVITY



Adjusted Scheduled Activity (UDA)		
Month	2017	2018
April	402	0
May	1,056	1,136
June	1,520	1,719
July	2,528	
August	3,408	
September	4,184	
October	5,474	
November	6,340	
December	7,296	
January	8,140	
February	9,252	
March	10,173	
April	10,320	
May	10,654	
June	10,651	

QUALITY

	Quantity	Base Number	Contract	AT	Region	England
% of FP17s for the same patient ID Re-attending within 3 months - Children	31	240	12.9%	9.4%	11.6%	12.0%
% of FP17s for the same patient ID Re-attending within 3 months - Adults	124	651	19.0%	15.1%	15.9%	16.0%
% of FP17s for the same patient ID Re-attending between 3 & 9 months - Children	108	240	45.0%	59.5%	60.4%	58.0%
% of FP17s for the same patient ID Re-attending between 3 & 9 months - Adults	246	651	37.8%	51.8%	52.3%	50.9%
% of FP17s for Band 1 Urgent Courses	220	674	32.6%	9.5%	9.5%	9.1%
% of FP17s Relating to Free Repair or Replacements	4	674	0.6%	0.6%	0.7%	0.8%
% of FP17s Relating to Continuations	9	674	1.3%	1.0%	1.0%	1.1%
% of Patients satisfied with the dentistry they have received	0	1	N/A	90.8%	91.9%	91.7%
% of Patients satisfied with the time they had to wait for an appointment	0	1	N/A	87.8%	88.0%	88.0%

* This is based on patients treated on this contract for their most recent course of treatment. Figures in italics indicate the base number of FP17s or Patient Questionnaire responses are less than 100. N/A is shown where the base number of responses is less than 10 during the period. % is calculated as Quantity/Base number*100

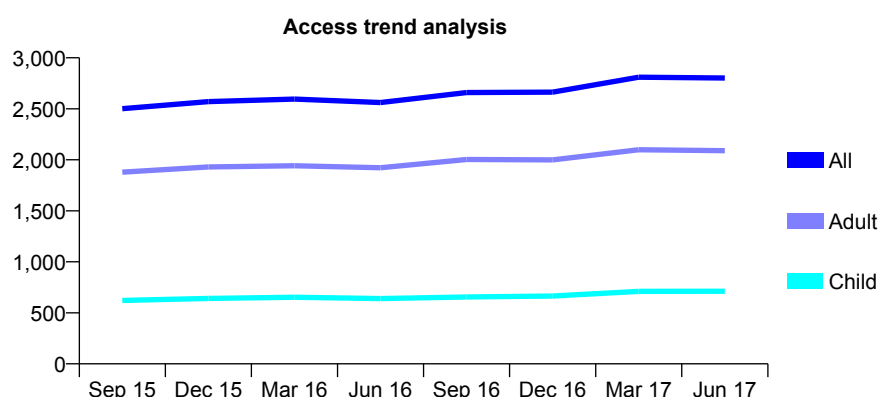
Q68 - Vital Signs At a Glance Contract Report for 179655/0001 - June 2017

Name or company name	S Oikonomou
Contract type name	GDS Contract
Purpose of contract	General
Contract start date	01/09/2012
Contract end date	

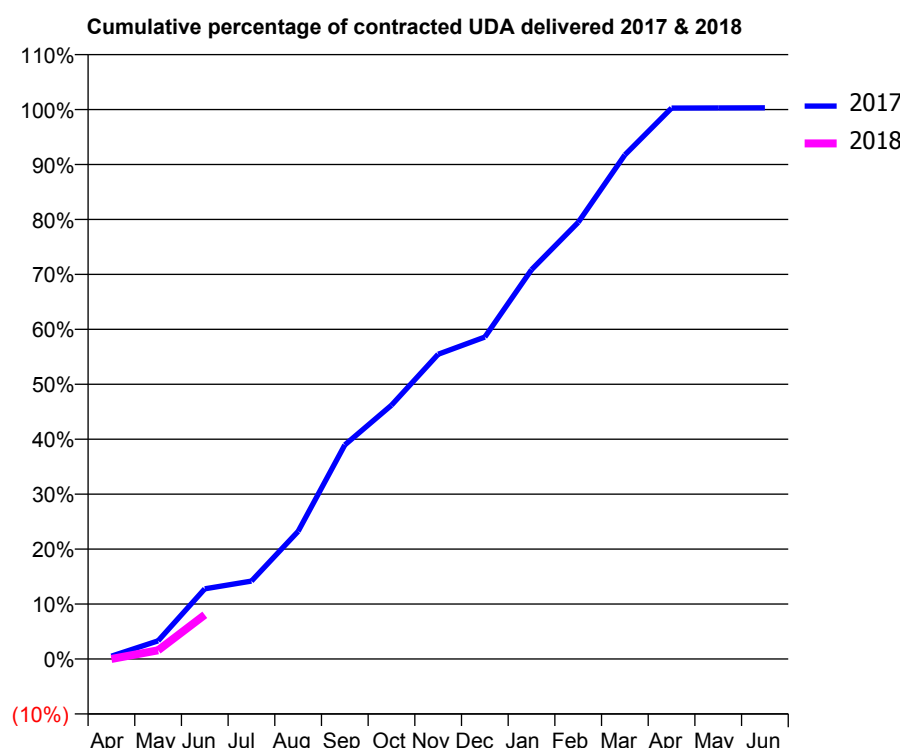
17/18 Contracted general activity (UDA)	9,106
Carry forward general activity (UDA)	0
17/18 Contracted orthodontic activity (UOA)	0
Carry forward orthodontic activity (UOA)	0
Baseline contract value	£214,405.09

ACCESS*

Patients seen in 24 months	Total	Change since previous quarter
Quarter ending June 2016	2,562	
Quarter ending September 2016	2,659	↑
Quarter ending December 2016	2,664	→
Quarter ending March 2017	2,810	↑
Quarter ending June 2017	2,802	→
Variance since June 2016	9.4%	↑



ACTIVITY



Adjusted Scheduled Activity (UDA)		
Month	2017	2018
April	48	0
May	303	145
June	1,163	734
July	1,292	
August	2,116	
September	3,549	
October	4,207	
November	5,049	
December	5,336	
January	6,451	
February	7,235	
March	8,355	
April	9,129	
May	9,131	
June	9,133	

QUALITY

	Quantity	Base Number	Contract	AT	Region	England
% of FP17s for the same patient ID Re-attending within 3 months - Children	6	190	3.2%	9.4%	11.6%	12.0%
% of FP17s for the same patient ID Re-attending within 3 months - Adults	58	511	11.4%	15.1%	15.9%	16.0%
% of FP17s for the same patient ID Re-attending between 3 & 9 months - Children	102	190	53.7%	59.5%	60.4%	58.0%
% of FP17s for the same patient ID Re-attending between 3 & 9 months - Adults	296	511	57.9%	51.8%	52.3%	50.9%
% of FP17s for Band 1 Urgent Courses	18	371	4.9%	9.5%	9.5%	9.1%
% of FP17s Relating to Free Repair or Replacements	6	371	1.6%	0.6%	0.7%	0.8%
% of FP17s Relating to Continuations	1	371	0.3%	1.0%	1.0%	1.1%
% of Patients satisfied with the dentistry they have received	7	7	N/A	90.8%	91.9%	91.7%
% of Patients satisfied with the time they had to wait for an appointment	6	7	N/A	87.8%	88.0%	88.0%

* This is based on patients treated on this contract for their most recent course of treatment. Figures in italics indicate the base number of FP17s or Patient Questionnaire responses are less than 100. N/A is shown where the base number of responses is less than 10 during the period. % is calculated as Quantity/Base number*100

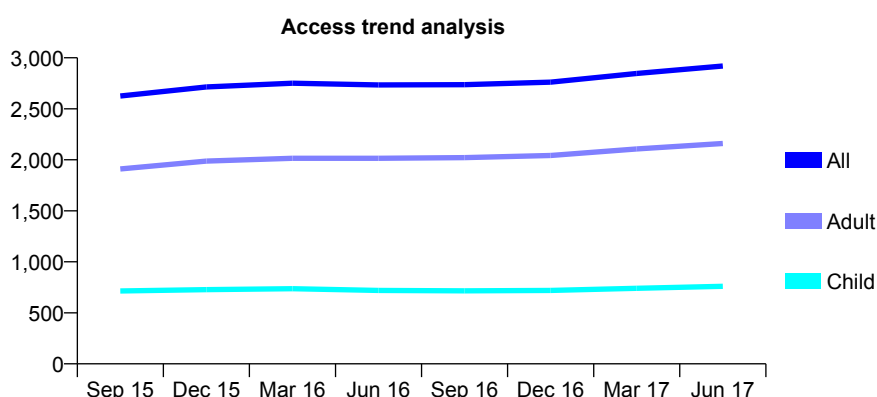
Q68 - Vital Signs At a Glance Contract Report for 180408/0001 - June 2017

Name or company name	Richard Johns Limited
Contract type name	GDS Contract
Purpose of contract	General
Contract start date	01/09/2011
Contract end date	

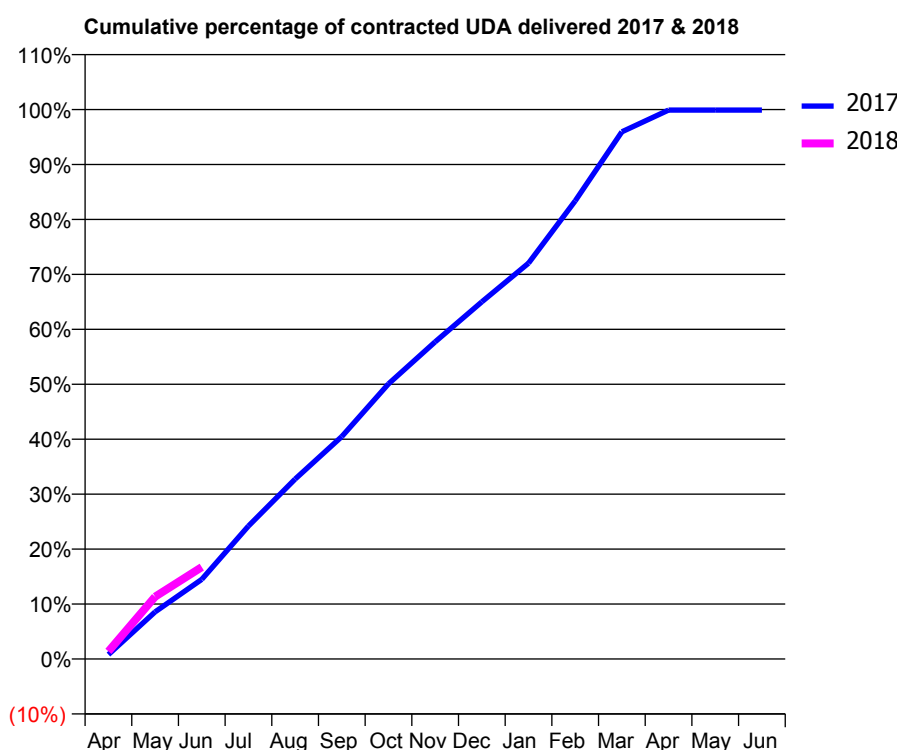
17/18 Contracted general activity (UDA)	10,342
Carry forward general activity (UDA)	0
17/18 Contracted orthodontic activity (UOA)	0
Carry forward orthodontic activity (UOA)	0
Baseline contract value	£283,129.58

ACCESS*

Patients seen in 24 months	Total	Change since previous quarter
Quarter ending June 2016	2,734	
Quarter ending September 2016	2,737	→
Quarter ending December 2016	2,761	→
Quarter ending March 2017	2,847	↑
Quarter ending June 2017	2,920	↑
Variance since June 2016	6.8%	↑



ACTIVITY



Adjusted Scheduled Activity (UDA)		
Month	2017	2018
April	83	143
May	887	1,173
June	1,500	1,730
July	2,503	
August	3,387	
September	4,187	
October	5,179	
November	5,969	
December	6,723	
January	7,449	
February	8,623	
March	9,922	
April	10,331	
May	10,330	
June	10,330	

QUALITY

	Quantity	Base Number	Contract	AT	Region	England
% of FP17s for the same patient ID Re-attending within 3 months - Children	13	237	5.5%	9.4%	11.6%	12.0%
% of FP17s for the same patient ID Re-attending within 3 months - Adults	77	624	12.3%	15.1%	15.9%	16.0%
% of FP17s for the same patient ID Re-attending between 3 & 9 months - Children	146	237	61.6%	59.5%	60.4%	58.0%
% of FP17s for the same patient ID Re-attending between 3 & 9 months - Adults	343	624	55.0%	51.8%	52.3%	50.9%
% of FP17s for Band 1 Urgent Courses	52	706	7.4%	9.5%	9.5%	9.1%
% of FP17s Relating to Free Repair or Replacements	9	706	1.3%	0.6%	0.7%	0.8%
% of FP17s Relating to Continuations	12	706	1.7%	1.0%	1.0%	1.1%
% of Patients satisfied with the dentistry they have received	1	1	N/A	90.8%	91.9%	91.7%
% of Patients satisfied with the time they had to wait for an appointment	1	1	N/A	87.8%	88.0%	88.0%

* This is based on patients treated on this contract for their most recent course of treatment. Figures in italics indicate the base number of FP17s or Patient Questionnaire responses are less than 100. N/A is shown where the base number of responses is less than 10 during the period. % is calculated as Quantity/Base number*100

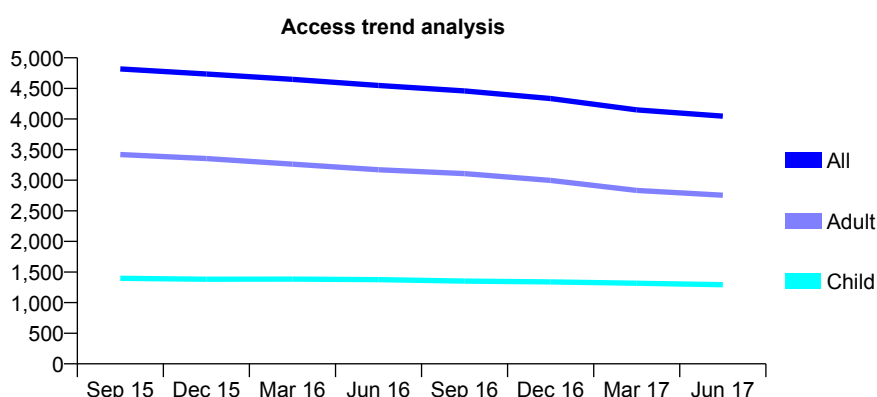
Q68 - Vital Signs At a Glance Contract Report for 182451/0001 - June 2017

Name or company name	Dentistree Horley Ltd
Contract type name	GDS Contract
Purpose of contract	General
Contract start date	01/12/2008
Contract end date	

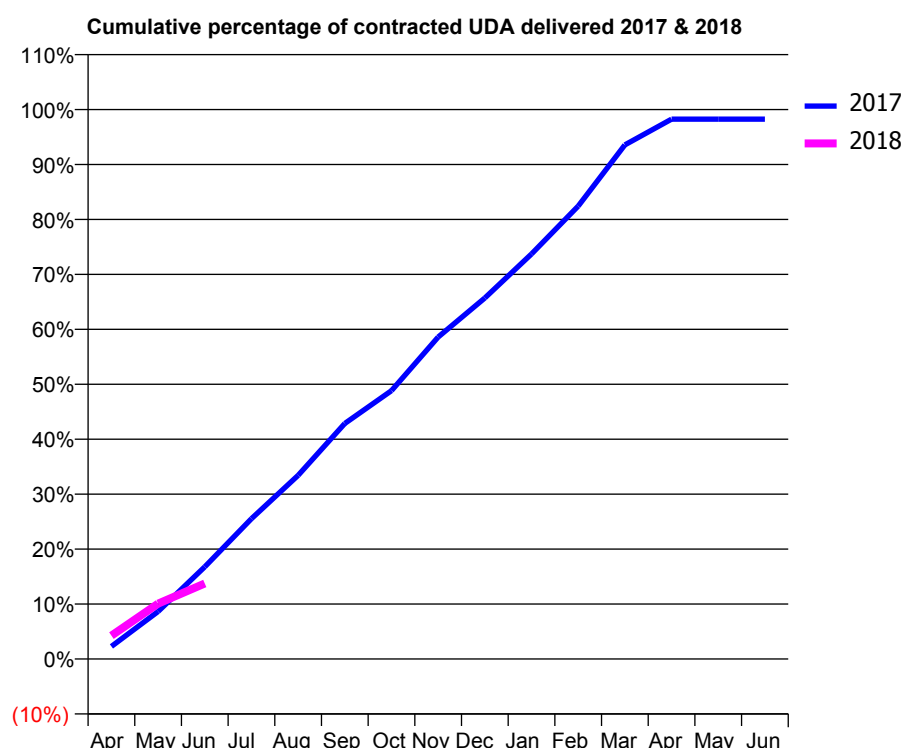
17/18 Contracted general activity (UDA)	11,250
Carry forward general activity (UDA)	0
17/18 Contracted orthodontic activity (UOA)	0
Carry forward orthodontic activity (UOA)	0
Baseline contract value	£299,783.68

ACCESS*

Patients seen in 24 months	Total	Change since previous quarter
Quarter ending June 2016	4,547	
Quarter ending September 2016	4,459	↓
Quarter ending December 2016	4,334	↓
Quarter ending March 2017	4,150	↓
Quarter ending June 2017	4,047	↓
Variance since June 2016	(11.0%)	↓



ACTIVITY



Adjusted Scheduled Activity (UDA)		
Month	2017	2018
April	257	479
May	974	1,135
June	1,887	1,546
July	2,874	
August	3,762	
September	4,823	
October	5,495	
November	6,592	
December	7,392	
January	8,292	
February	9,273	
March	10,526	
April	11,053	
May	11,053	
June	11,053	

QUALITY

	Quantity	Base Number	Contract	AT	Region	England
% of FP17s for the same patient ID Re-attending within 3 months - Children	36	442	8.1%	9.4%	11.6%	12.0%
% of FP17s for the same patient ID Re-attending within 3 months - Adults	89	757	11.8%	15.1%	15.9%	16.0%
% of FP17s for the same patient ID Re-attending between 3 & 9 months - Children	305	442	69.0%	59.5%	60.4%	58.0%
% of FP17s for the same patient ID Re-attending between 3 & 9 months - Adults	446	757	58.9%	51.8%	52.3%	50.9%
% of FP17s for Band 1 Urgent Courses	78	953	8.2%	9.5%	9.5%	9.1%
% of FP17s Relating to Free Repair or Replacements	9	953	0.9%	0.6%	0.7%	0.8%
% of FP17s Relating to Continuations	9	953	0.9%	1.0%	1.0%	1.1%
% of Patients satisfied with the dentistry they have received	6	6	N/A	90.8%	91.9%	91.7%
% of Patients satisfied with the time they had to wait for an appointment	6	6	N/A	87.8%	88.0%	88.0%

* This is based on patients treated on this contract for their most recent course of treatment. Figures in italics indicate the base number of FP17s or Patient Questionnaire responses are less than 100. N/A is shown where the base number of responses is less than 10 during the period. % is calculated as Quantity/Base number*100

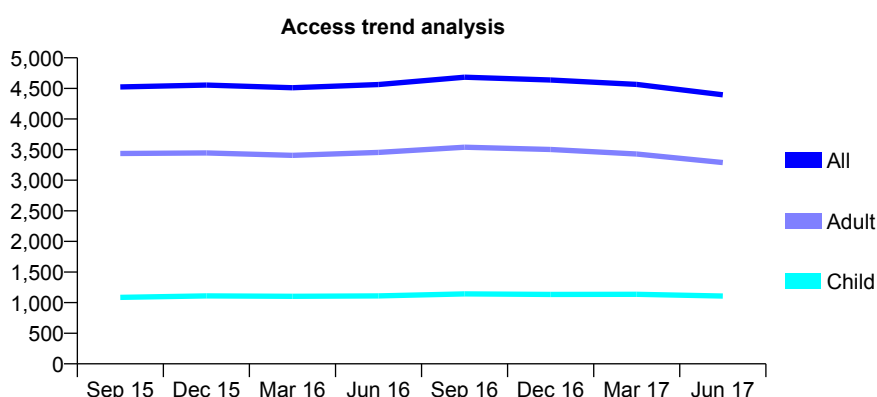
Q68 - Vital Signs At a Glance Contract Report for 185396/0001 - June 2017

Name or company name	Crowborough Dental Care Ltd
Contract type name	GDS Contract
Purpose of contract	General
Contract start date	21/01/2011
Contract end date	

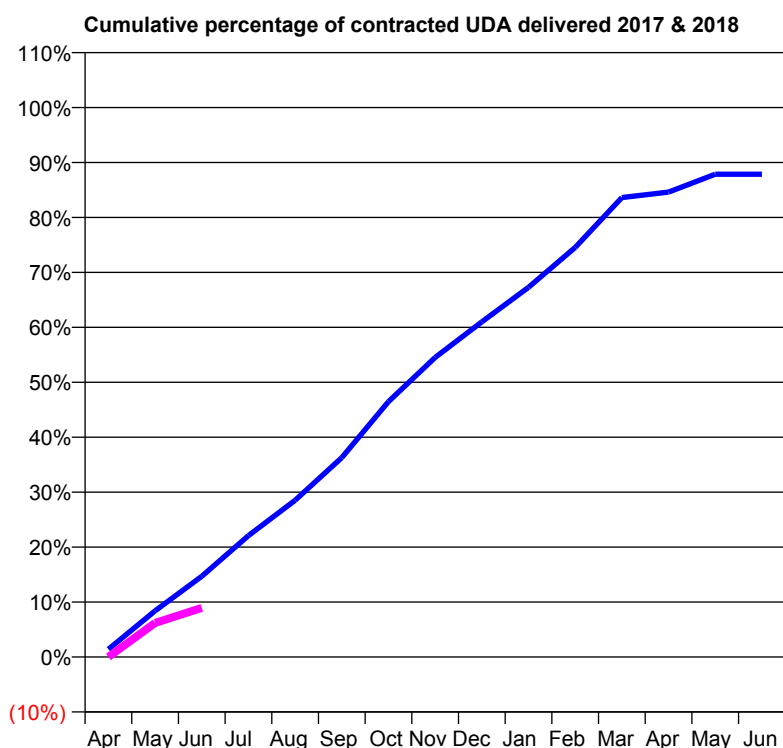
17/18 Contracted general activity (UDA)	15,692
Carry forward general activity (UDA)	0
17/18 Contracted orthodontic activity (UOA)	0
Carry forward orthodontic activity (UOA)	0
Baseline contract value	£383,619.92

ACCESS*

Patients seen in 24 months	Total	Change since previous quarter
Quarter ending June 2016	4,564	
Quarter ending September 2016	4,682	↑
Quarter ending December 2016	4,637	→
Quarter ending March 2017	4,565	↓
Quarter ending June 2017	4,395	↓
Variance since June 2016	(3.7%)	↓



ACTIVITY



Adjusted Scheduled Activity (UDA)		
Month	2017	2018
April	224	0
May	1,321	974
June	2,305	1,405
July	3,466	
August	4,477	
September	5,694	
October	7,295	
November	8,555	
December	9,571	
January	10,556	
February	11,697	
March	13,121	
April	13,277	
May	13,787	
June	13,787	

QUALITY

	Quantity	Base Number	Contract	AT	Region	England
% of FP17s for the same patient ID Re-attending within 3 months - Children	24	273	8.8%	9.4%	11.6%	12.0%
% of FP17s for the same patient ID Re-attending within 3 months - Adults	119	619	19.2%	15.1%	15.9%	16.0%
% of FP17s for the same patient ID Re-attending between 3 & 9 months - Children	144	273	52.7%	59.5%	60.4%	58.0%
% of FP17s for the same patient ID Re-attending between 3 & 9 months - Adults	268	619	43.3%	51.8%	52.3%	50.9%
% of FP17s for Band 1 Urgent Courses	73	622	11.7%	9.5%	9.5%	9.1%
% of FP17s Relating to Free Repair or Replacements	10	622	1.6%	0.6%	0.7%	0.8%
% of FP17s Relating to Continuations	12	622	1.9%	1.0%	1.0%	1.1%
% of Patients satisfied with the dentistry they have received	8	9	N/A	90.8%	91.9%	91.7%
% of Patients satisfied with the time they had to wait for an appointment	8	9	N/A	87.8%	88.0%	88.0%

* This is based on patients treated on this contract for their most recent course of treatment. Figures in italics indicate the base number of FP17s or Patient Questionnaire responses are less than 100. N/A is shown where the base number of responses is less than 10 during the period. % is calculated as Quantity/Base number*100

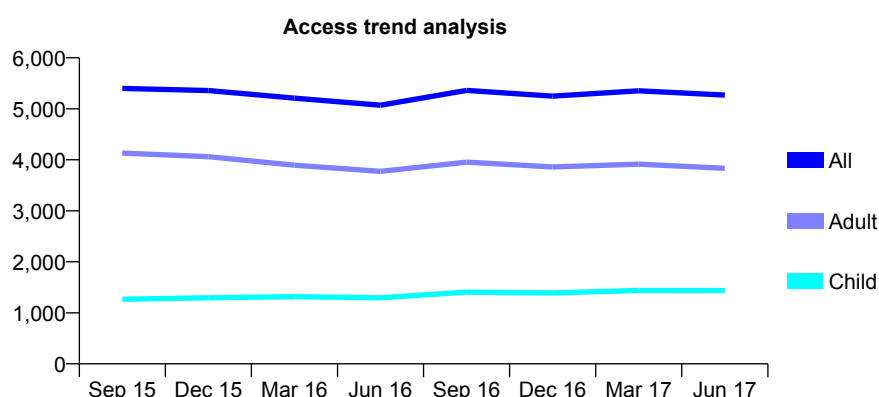
Q68 - Vital Signs At a Glance Contract Report for 185825/0001 - June 2017

Name or company name	Horsham Dental Care Ltd
Contract type name	GDS Contract
Purpose of contract	General
Contract start date	01/11/2007
Contract end date	

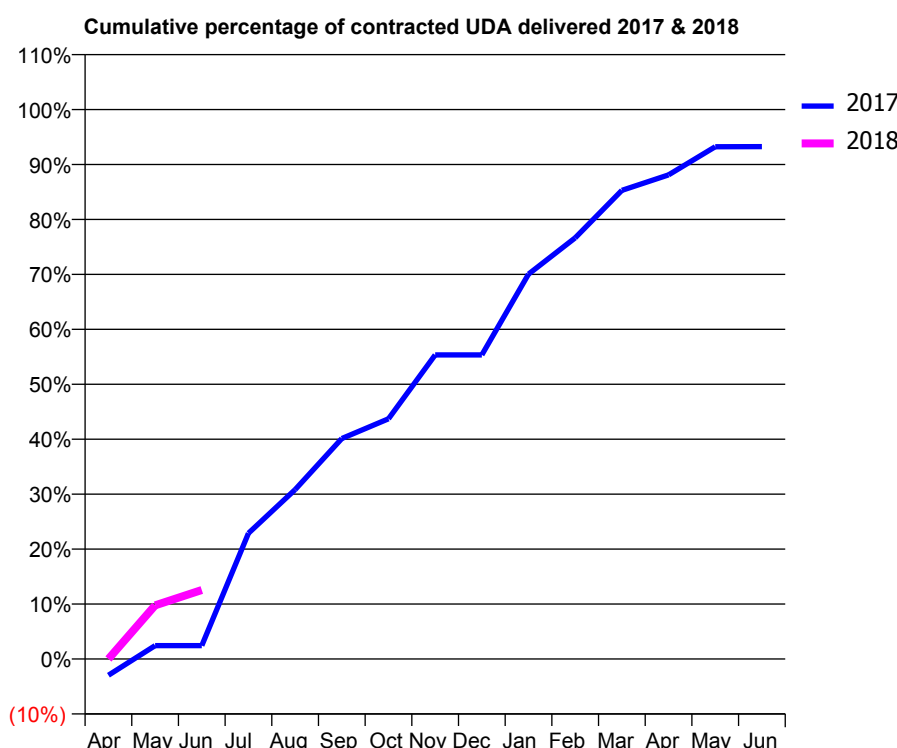
17/18 Contracted general activity (UDA)	14,482
Carry forward general activity (UDA)	0
17/18 Contracted orthodontic activity (UOA)	0
Carry forward orthodontic activity (UOA)	0
Baseline contract value	£377,109.74

ACCESS*

Patients seen in 24 months	Total	Change since previous quarter
Quarter ending June 2016	5,070	
Quarter ending September 2016	5,361	↑
Quarter ending December 2016	5,249	↓
Quarter ending March 2017	5,354	↑
Quarter ending June 2017	5,269	↓
Variance since June 2016	3.9%	↑



ACTIVITY



Adjusted Scheduled Activity (UDA)		
Month	2017	2018
April	-431	0
May	354	1,414
June	354	1,817
July	3,317	
August	4,465	
September	5,812	
October	6,331	
November	8,014	
December	8,014	
January	10,146	
February	11,101	
March	12,349	
April	12,758	
May	13,502	
June	13,503	

QUALITY

	Quantity	Base Number	Contract	AT	Region	England
% of FP17s for the same patient ID Re-attending within 3 months - Children	19	327	5.8%	9.4%	11.6%	12.0%
% of FP17s for the same patient ID Re-attending within 3 months - Adults	119	767	15.5%	15.1%	15.9%	16.0%
% of FP17s for the same patient ID Re-attending between 3 & 9 months - Children	165	327	50.5%	59.5%	60.4%	58.0%
% of FP17s for the same patient ID Re-attending between 3 & 9 months - Adults	295	767	38.5%	51.8%	52.3%	50.9%
% of FP17s for Band 1 Urgent Courses	62	728	8.5%	9.5%	9.5%	9.1%
% of FP17s Relating to Free Repair or Replacements	4	728	0.5%	0.6%	0.7%	0.8%
% of FP17s Relating to Continuations	14	728	1.9%	1.0%	1.0%	1.1%
% of Patients satisfied with the dentistry they have received	5	10	50.0%	90.8%	91.9%	91.7%
% of Patients satisfied with the time they had to wait for an appointment	6	10	60.0%	87.8%	88.0%	88.0%

* This is based on patients treated on this contract for their most recent course of treatment. Figures in italics indicate the base number of FP17s or Patient Questionnaire responses are less than 100. N/A is shown where the base number of responses is less than 10 during the period. % is calculated as Quantity/Base number*100

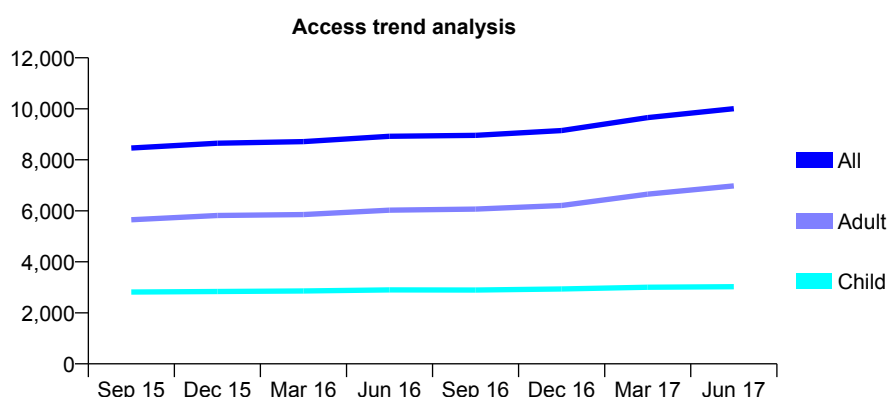
Q68 - Vital Signs At a Glance Contract Report for 186031/0001 - June 2017

Name or company name	Holbrook Practice Ltd
Contract type name	GDS Contract
Purpose of contract	General
Contract start date	01/04/2010
Contract end date	

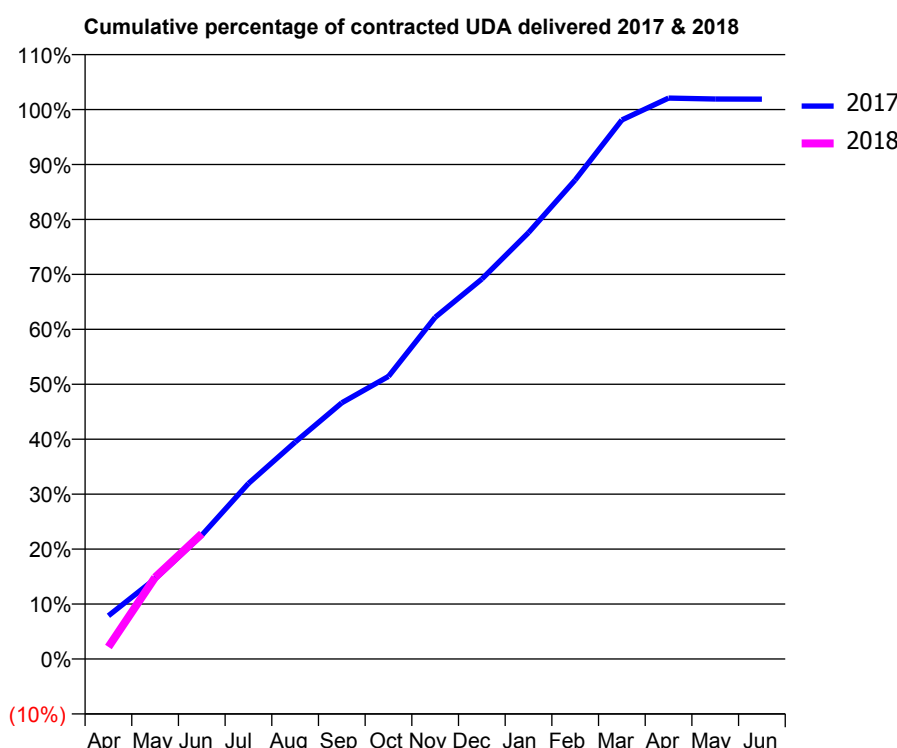
17/18 Contracted general activity (UDA)	25,652
Carry forward general activity (UDA)	0
17/18 Contracted orthodontic activity (UOA)	0
Carry forward orthodontic activity (UOA)	0
Baseline contract value	£644,822.93

ACCESS*

Patients seen in 24 months	Total	Change since previous quarter
Quarter ending June 2016	8,923	
Quarter ending September 2016	8,962	→
Quarter ending December 2016	9,148	↑
Quarter ending March 2017	9,657	↑
Quarter ending June 2017	10,004	↑
Variance since June 2016	12.1%	↑



ACTIVITY



Month	Adjusted Scheduled Activity (UDA)	
	2017	2018
April	2,021	563
May	3,742	3,810
June	5,782	5,846
July	8,196	
August	10,126	
September	11,959	
October	13,194	
November	15,948	
December	17,740	
January	19,904	
February	22,363	
March	25,164	
April	26,185	
May	26,139	
June	26,134	

QUALITY

	Quantity	Base Number	Contract	AT	Region	England
% of FP17s for the same patient ID Re-attending within 3 months - Children	57	1,120	5.1%	9.4%	11.6%	12.0%
% of FP17s for the same patient ID Re-attending within 3 months - Adults	271	2,478	10.9%	15.1%	15.9%	16.0%
% of FP17s for the same patient ID Re-attending between 3 & 9 months - Children	616	1,120	55.0%	59.5%	60.4%	58.0%
% of FP17s for the same patient ID Re-attending between 3 & 9 months - Adults	1,009	2,478	40.7%	51.8%	52.3%	50.9%
% of FP17s for Band 1 Urgent Courses	248	2,979	8.3%	9.5%	9.5%	9.1%
% of FP17s Relating to Free Repair or Replacements	14	2,979	0.5%	0.6%	0.7%	0.8%
% of FP17s Relating to Continuations	15	2,979	0.5%	1.0%	1.0%	1.1%
% of Patients satisfied with the dentistry they have received	10	12	83.3%	90.8%	91.9%	91.7%
% of Patients satisfied with the time they had to wait for an appointment	12	12	100.0%	87.8%	88.0%	88.0%

* This is based on patients treated on this contract for their most recent course of treatment. Figures in italics indicate the base number of FP17s or Patient Questionnaire responses are less than 100. N/A is shown where the base number of responses is less than 10 during the period. % is calculated as Quantity/Base number*100

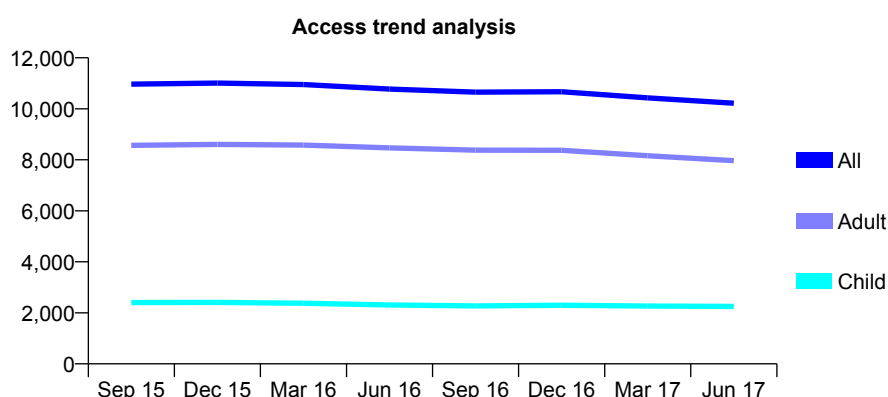
Q68 - Vital Signs At a Glance Contract Report for 186643/0002 - June 2017

Name or company name	Moat Road Dental Care
Contract type name	GDS Contract
Purpose of contract	General
Contract start date	01/09/2008
Contract end date	

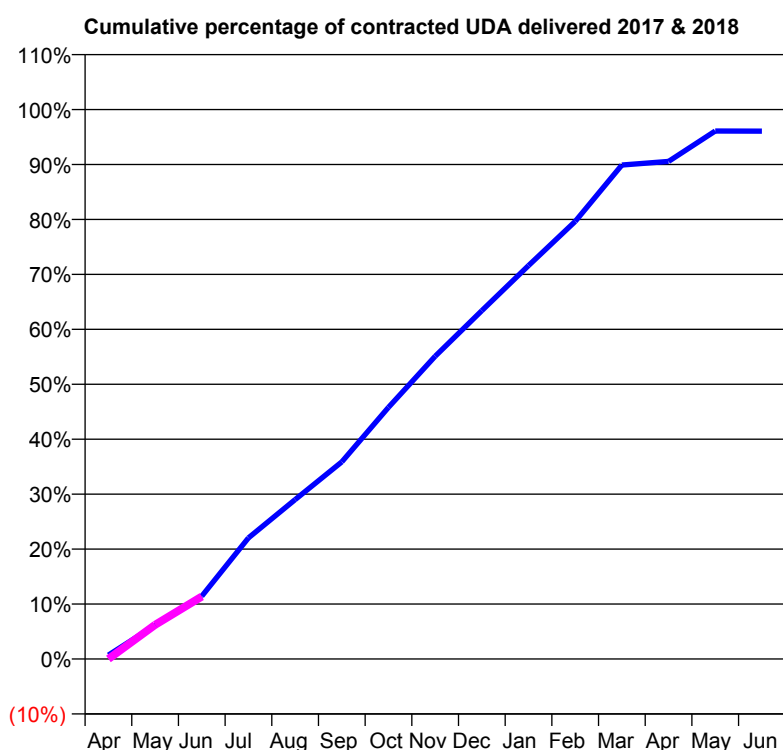
17/18 Contracted general activity (UDA)	37,171
Carry forward general activity (UDA)	0
17/18 Contracted orthodontic activity (UOA)	0
Carry forward orthodontic activity (UOA)	0
Baseline contract value	£892,202.76

ACCESS*

Patients seen in 24 months	Total	Change since previous quarter
Quarter ending June 2016	10,776	
Quarter ending September 2016	10,653	↓
Quarter ending December 2016	10,671	→
Quarter ending March 2017	10,429	↓
Quarter ending June 2017	10,217	↓
Variance since June 2016	(5.2%)	↓



ACTIVITY



Adjusted Scheduled Activity (UDA)		
Month	2017	2018
April	269	0
May	2,288	2,313
June	4,257	4,226
July	8,199	
August	10,784	
September	13,334	
October	17,022	
November	20,485	
December	23,561	
January	26,616	
February	29,599	
March	33,413	
April	33,658	
May	35,714	
June	35,709	

QUALITY

	Quantity	Base Number	Contract	AT	Region	England
% of FP17s for the same patient ID Re-attending within 3 months - Children	44	624	7.1%	9.4%	11.6%	12.0%
% of FP17s for the same patient ID Re-attending within 3 months - Adults	283	2,012	14.1%	15.1%	15.9%	16.0%
% of FP17s for the same patient ID Re-attending between 3 & 9 months - Children	372	624	59.6%	59.5%	60.4%	58.0%
% of FP17s for the same patient ID Re-attending between 3 & 9 months - Adults	1,086	2,012	54.0%	51.8%	52.3%	50.9%
% of FP17s for Band 1 Urgent Courses	151	1,935	7.8%	9.5%	9.5%	9.1%
% of FP17s Relating to Free Repair or Replacements	26	1,935	1.3%	0.6%	0.7%	0.8%
% of FP17s Relating to Continuations	69	1,935	3.6%	1.0%	1.0%	1.1%
% of Patients satisfied with the dentistry they have received	12	18	66.7%	90.8%	91.9%	91.7%
% of Patients satisfied with the time they had to wait for an appointment	16	18	88.9%	87.8%	88.0%	88.0%

* This is based on patients treated on this contract for their most recent course of treatment. Figures in italics indicate the base number of FP17s or Patient Questionnaire responses are less than 100. N/A is shown where the base number of responses is less than 10 during the period. % is calculated as Quantity/Base number*100

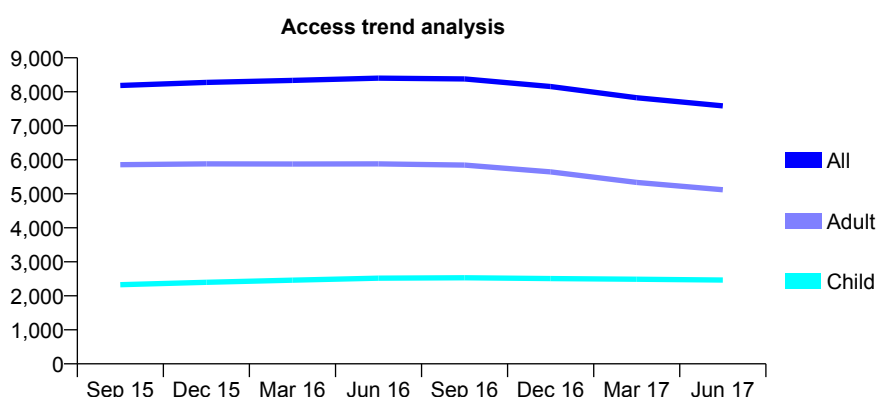
Q68 - Vital Signs At a Glance Contract Report for 188255/0001 - June 2017

Name or company name	Mr A Vaidya and Mrs S Vaidya
Contract type name	GDS Contract
Purpose of contract	General
Contract start date	15/12/2008
Contract end date	

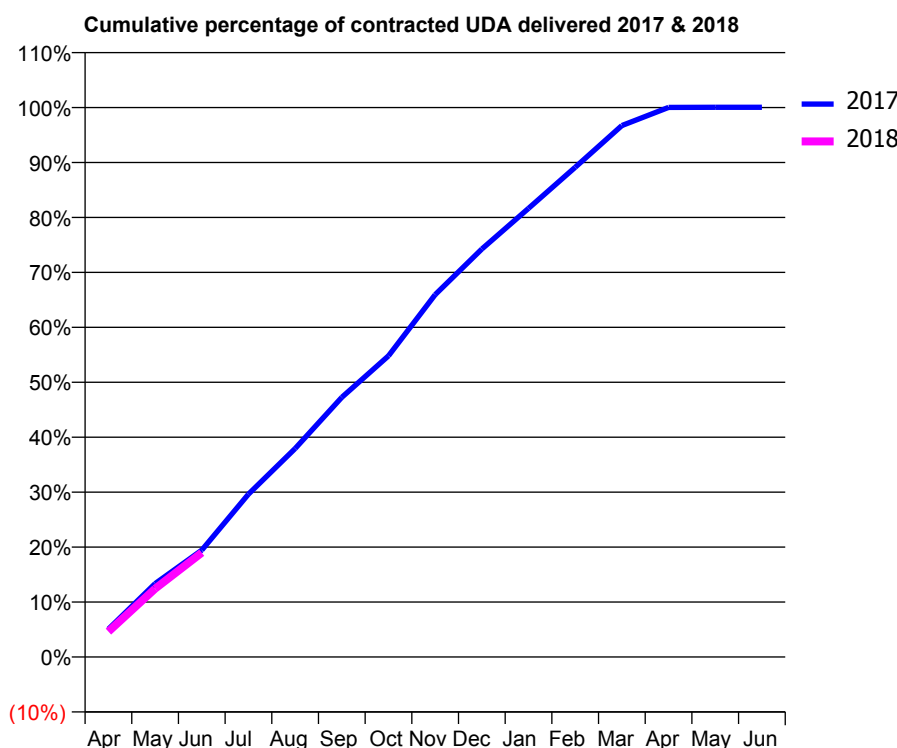
17/18 Contracted general activity (UDA)	14,000
Carry forward general activity (UDA)	0
17/18 Contracted orthodontic activity (UOA)	0
Carry forward orthodontic activity (UOA)	0
Baseline contract value	£373,616.97

ACCESS*

Patients seen in 24 months	Total	Change since previous quarter
Quarter ending June 2016	8,400	
Quarter ending September 2016	8,377	→
Quarter ending December 2016	8,154	↓
Quarter ending March 2017	7,824	↓
Quarter ending June 2017	7,585	↓
Variance since June 2016	(9.7%)	↓



ACTIVITY



Adjusted Scheduled Activity (UDA)		
Month	2017	2018
April	711	647
May	1,869	1,743
June	2,723	2,660
July	4,150	
August	5,312	
September	6,616	
October	7,674	
November	9,232	
December	10,393	
January	11,429	
February	12,476	
March	13,541	
April	14,001	
May	14,004	
June	14,004	

QUALITY

	Quantity	Base Number	Contract	AT	Region	England
% of FP17s for the same patient ID Re-attending within 3 months - Children	58	776	7.5%	9.4%	11.6%	12.0%
% of FP17s for the same patient ID Re-attending within 3 months - Adults	170	1,269	13.4%	15.1%	15.9%	16.0%
% of FP17s for the same patient ID Re-attending between 3 & 9 months - Children	437	776	56.3%	59.5%	60.4%	58.0%
% of FP17s for the same patient ID Re-attending between 3 & 9 months - Adults	665	1,269	52.4%	51.8%	52.3%	50.9%
% of FP17s for Band 1 Urgent Courses	199	1,665	12.0%	9.5%	9.5%	9.1%
% of FP17s Relating to Free Repair or Replacements	7	1,665	0.4%	0.6%	0.7%	0.8%
% of FP17s Relating to Continuations	17	1,665	1.0%	1.0%	1.0%	1.1%
% of Patients satisfied with the dentistry they have received	1	2	N/A	90.8%	91.9%	91.7%
% of Patients satisfied with the time they had to wait for an appointment	2	2	N/A	87.8%	88.0%	88.0%

* This is based on patients treated on this contract for their most recent course of treatment. Figures in italics indicate the base number of FP17s or Patient Questionnaire responses are less than 100. N/A is shown where the base number of responses is less than 10 during the period. % is calculated as Quantity/Base number*100

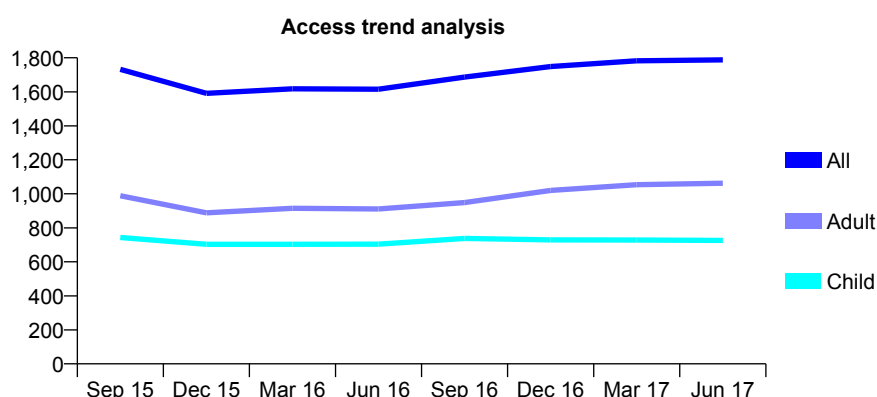
Q68 - Vital Signs At a Glance Contract Report for 188751/0002 - June 2017

Name or company name	Mr P Boamah & Mr C Amin.
Contract type name	GDS Contract
Purpose of contract	General
Contract start date	01/04/2011
Contract end date	

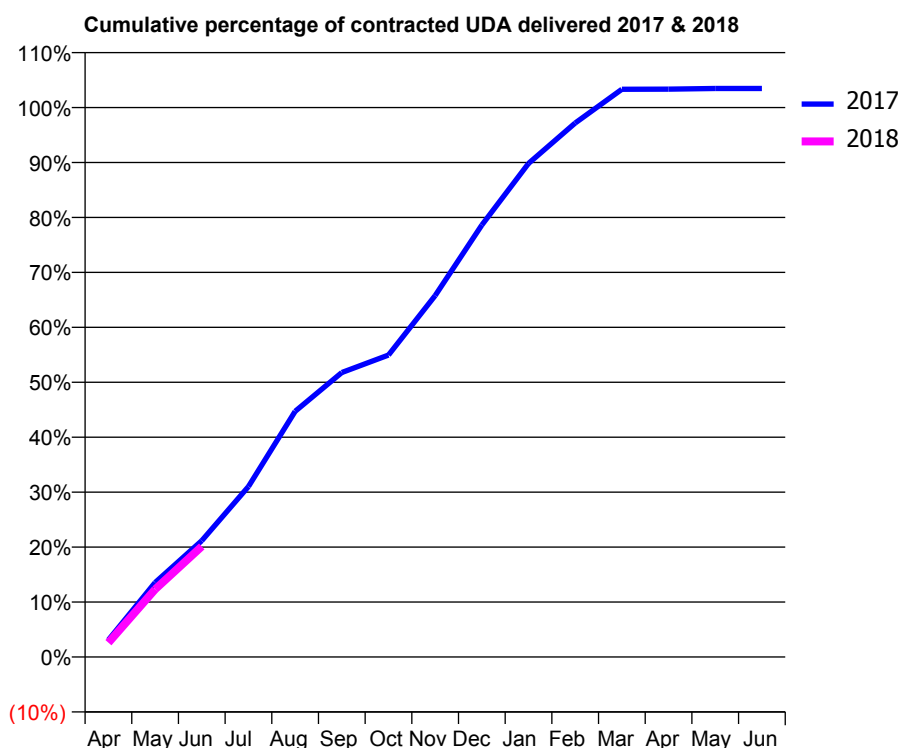
17/18 Contracted general activity (UDA)	4,000
Carry forward general activity (UDA)	0
17/18 Contracted orthodontic activity (UOA)	0
Carry forward orthodontic activity (UOA)	0
Baseline contract value	£98,851.93

ACCESS*

Patients seen in 24 months	Total	Change since previous quarter
Quarter ending June 2016	1,615	
Quarter ending September 2016	1,687	↑
Quarter ending December 2016	1,749	↑
Quarter ending March 2017	1,782	→
Quarter ending June 2017	1,788	→
Variance since June 2016	10.7%	↑



ACTIVITY



Adjusted Scheduled Activity (UDA)		
Month	2017	2018
April	125	104
May	542	493
June	847	805
July	1,241	
August	1,788	
September	2,071	
October	2,198	
November	2,631	
December	3,144	
January	3,593	
February	3,887	
March	4,133	
April	4,134	
May	4,139	
June	4,139	

QUALITY

	Quantity	Base Number	Contract	AT	Region	England
% of FP17s for the same patient ID Re-attending within 3 months - Children	11	223	4.9%	9.4%	11.6%	12.0%
% of FP17s for the same patient ID Re-attending within 3 months - Adults	15	291	5.2%	15.1%	15.9%	16.0%
% of FP17s for the same patient ID Re-attending between 3 & 9 months - Children	121	223	54.3%	59.5%	60.4%	58.0%
% of FP17s for the same patient ID Re-attending between 3 & 9 months - Adults	135	291	46.4%	51.8%	52.3%	50.9%
% of FP17s for Band 1 Urgent Courses	26	496	5.2%	9.5%	9.5%	9.1%
% of FP17s Relating to Free Repair or Replacements	2	496	0.4%	0.6%	0.7%	0.8%
% of FP17s Relating to Continuations	5	496	1.0%	1.0%	1.0%	1.1%
% of Patients satisfied with the dentistry they have received	5	5	N/A	90.8%	91.9%	91.7%
% of Patients satisfied with the time they had to wait for an appointment	5	5	N/A	87.8%	88.0%	88.0%

* This is based on patients treated on this contract for their most recent course of treatment. Figures in italics indicate the base number of FP17s or Patient Questionnaire responses are less than 100. N/A is shown where the base number of responses is less than 10 during the period. % is calculated as Quantity/Base number*100

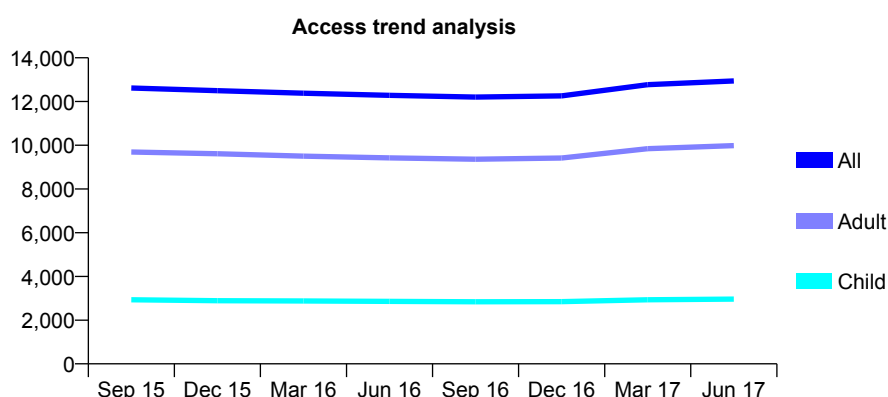
Q68 - Vital Signs At a Glance Contract Report for 189111/0001 - June 2017

Name or company name	Seaside Dental Practice Limited
Contract type name	GDS Contract
Purpose of contract	General
Contract start date	01/10/2010
Contract end date	

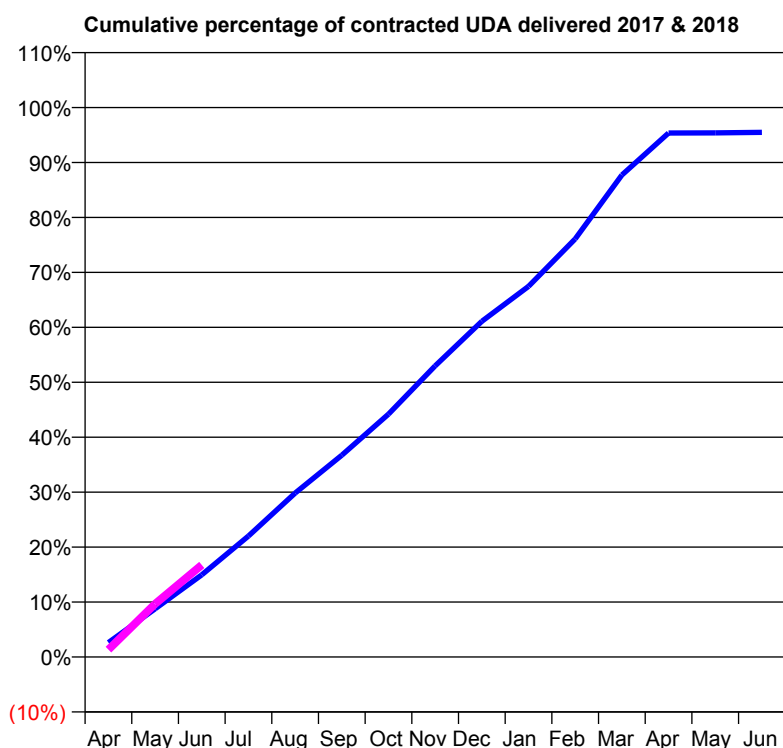
17/18 Contracted general activity (UDA)	37,000
Carry forward general activity (UDA)	0
17/18 Contracted orthodontic activity (UOA)	0
Carry forward orthodontic activity (UOA)	0
Baseline contract value	£905,625.66

ACCESS*

Patients seen in 24 months	Total	Change since previous quarter
Quarter ending June 2016	12,284	
Quarter ending September 2016	12,205	→
Quarter ending December 2016	12,261	→
Quarter ending March 2017	12,773	↑
Quarter ending June 2017	12,942	→
Variance since June 2016	5.4%	↑



ACTIVITY



Adjusted Scheduled Activity (UDA)		
Month	2017	2018
April	972	496
May	3,246	3,582
June	5,531	6,204
July	8,145	
August	11,038	
September	13,585	
October	16,358	
November	19,607	
December	22,601	
January	24,957	
February	28,152	
March	32,452	
April	35,284	
May	35,294	
June	35,329	

QUALITY

	Quantity	Base Number	Contract	AT	Region	England
% of FP17s for the same patient ID Re-attending within 3 months - Children	67	1,014	6.6%	9.4%	11.6%	12.0%
% of FP17s for the same patient ID Re-attending within 3 months - Adults	438	3,340	13.1%	15.1%	15.9%	16.0%
% of FP17s for the same patient ID Re-attending between 3 & 9 months - Children	598	1,014	59.0%	59.5%	60.4%	58.0%
% of FP17s for the same patient ID Re-attending between 3 & 9 months - Adults	1,379	3,340	41.3%	51.8%	52.3%	50.9%
% of FP17s for Band 1 Urgent Courses	251	3,261	7.7%	9.5%	9.5%	9.1%
% of FP17s Relating to Free Repair or Replacements	8	3,261	0.2%	0.6%	0.7%	0.8%
% of FP17s Relating to Continuations	70	3,261	2.1%	1.0%	1.0%	1.1%
% of Patients satisfied with the dentistry they have received	21	25	84.0%	90.8%	91.9%	91.7%
% of Patients satisfied with the time they had to wait for an appointment	21	25	84.0%	87.8%	88.0%	88.0%

* This is based on patients treated on this contract for their most recent course of treatment. Figures in italics indicate the base number of FP17s or Patient Questionnaire responses are less than 100. N/A is shown where the base number of responses is less than 10 during the period. % is calculated as Quantity/Base number*100

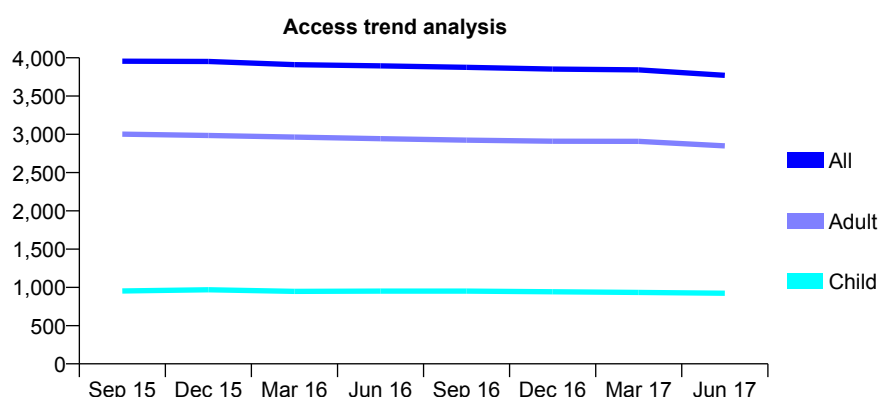
Q68 - Vital Signs At a Glance Contract Report for 189650/0001 - June 2017

Name or company name	Mr A Gill and Ms K Kaur
Contract type name	GDS Contract
Purpose of contract	General
Contract start date	01/04/2009
Contract end date	

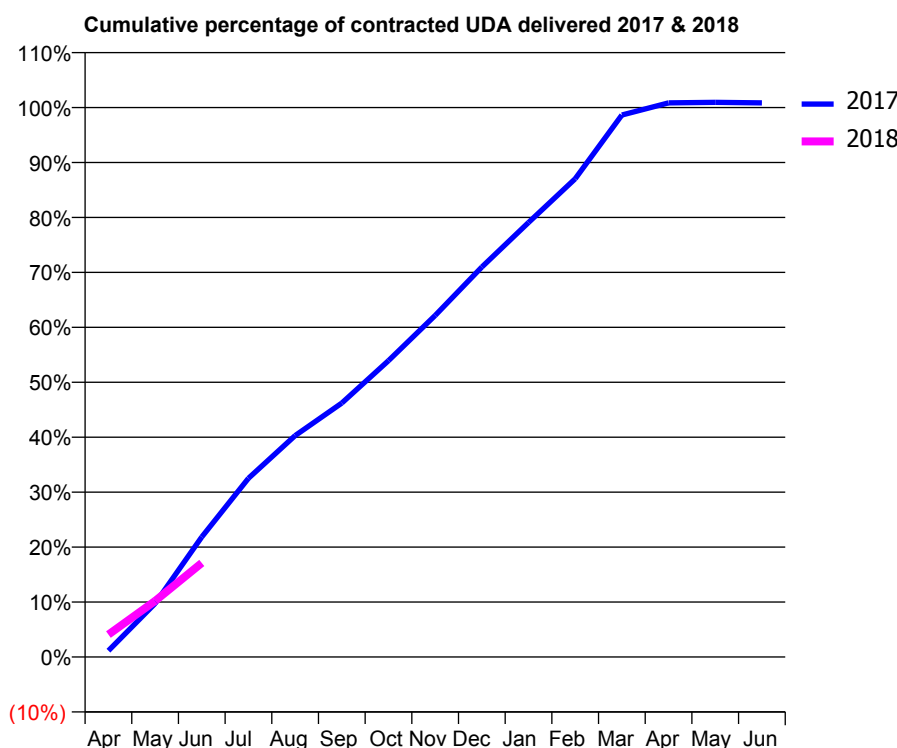
17/18 Contracted general activity (UDA)	11,018
Carry forward general activity (UDA)	0
17/18 Contracted orthodontic activity (UOA)	0
Carry forward orthodontic activity (UOA)	0
Baseline contract value	£293,364.41

ACCESS*

Patients seen in 24 months	Total	Change since previous quarter
Quarter ending June 2016	3,894	
Quarter ending September 2016	3,875	→
Quarter ending December 2016	3,852	→
Quarter ending March 2017	3,842	→
Quarter ending June 2017	3,771	↓
Variance since June 2016	(3.2%)	↓



ACTIVITY



Adjusted Scheduled Activity (UDA)		
Month	2017	2018
April	128	450
May	1,074	1,123
June	2,407	1,886
July	3,583	
August	4,440	
September	5,092	
October	5,942	
November	6,849	
December	7,818	
January	8,713	
February	9,589	
March	10,869	
April	11,111	
May	11,121	
June	11,111	

QUALITY

	Quantity	Base Number	Contract	AT	Region	England
% of FP17s for the same patient ID Re-attending within 3 months - Children	14	278	5.0%	9.4%	11.6%	12.0%
% of FP17s for the same patient ID Re-attending within 3 months - Adults	107	708	15.1%	15.1%	15.9%	16.0%
% of FP17s for the same patient ID Re-attending between 3 & 9 months - Children	180	278	64.7%	59.5%	60.4%	58.0%
% of FP17s for the same patient ID Re-attending between 3 & 9 months - Adults	406	708	57.3%	51.8%	52.3%	50.9%
% of FP17s for Band 1 Urgent Courses	60	882	6.8%	9.5%	9.5%	9.1%
% of FP17s Relating to Free Repair or Replacements	6	882	0.7%	0.6%	0.7%	0.8%
% of FP17s Relating to Continuations	9	882	1.0%	1.0%	1.0%	1.1%
% of Patients satisfied with the dentistry they have received	8	10	80.0%	90.8%	91.9%	91.7%
% of Patients satisfied with the time they had to wait for an appointment	10	10	100.0%	87.8%	88.0%	88.0%

* This is based on patients treated on this contract for their most recent course of treatment. Figures in italics indicate the base number of FP17s or Patient Questionnaire responses are less than 100. N/A is shown where the base number of responses is less than 10 during the period. % is calculated as Quantity/Base number*100

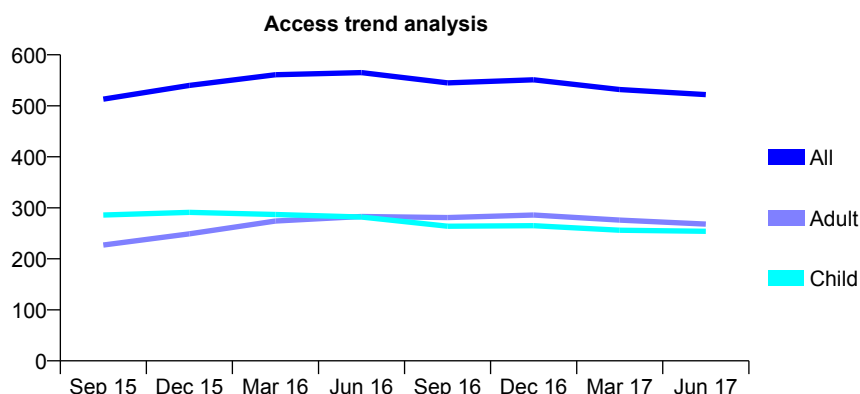
Q68 - Vital Signs At a Glance Contract Report for 190195/0021 - June 2017

Name or company name	Xeon Smiles UK Ltd
Contract type name	GDS Contract
Purpose of contract	General
Contract start date	01/01/2013
Contract end date	

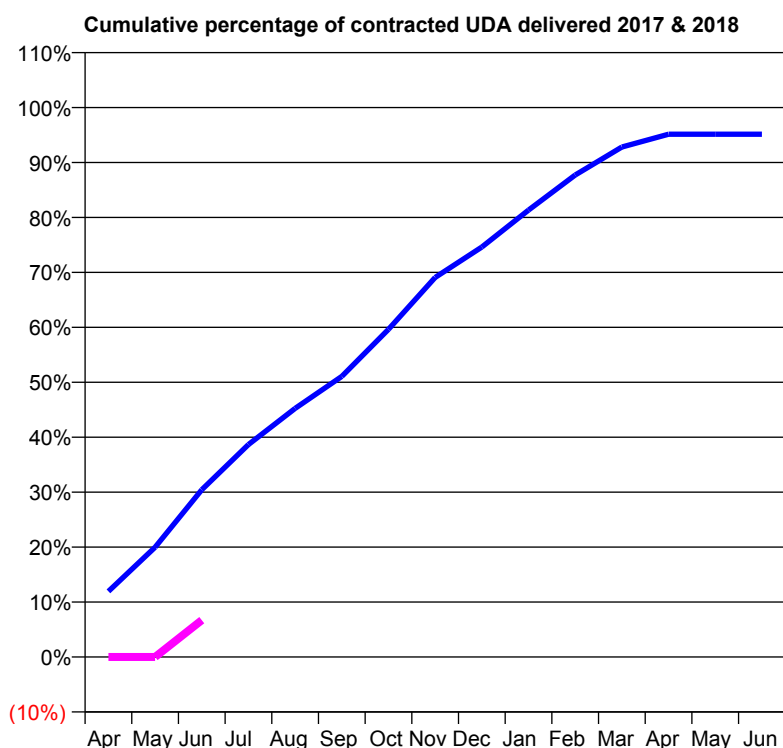
17/18 Contracted general activity (UDA)	1,134
Carry forward general activity (UDA)	0
17/18 Contracted orthodontic activity (UOA)	0
Carry forward orthodontic activity (UOA)	0
Baseline contract value	£25,775.70

ACCESS*

Patients seen in 24 months	Total	Change since previous quarter
Quarter ending June 2016	565	
Quarter ending September 2016	545	↓
Quarter ending December 2016	551	→
Quarter ending March 2017	532	↓
Quarter ending June 2017	522	↓
Variance since June 2016	(7.6%)	↓



ACTIVITY



Adjusted Scheduled Activity (UDA)		
Month	2017	2018
April	135	0
May	227	0
June	345	76
July	439	
August	513	
September	579	
October	676	
November	783	
December	846	
January	922	
February	995	
March	1,052	
April	1,079	
May	1,079	
June	1,079	

QUALITY

	Quantity	Base Number	Contract	AT	Region	England
% of FP17s for the same patient ID Re-attending within 3 months - Children	1	43	2.3%	9.4%	11.6%	12.0%
% of FP17s for the same patient ID Re-attending within 3 months - Adults	5	35	14.3%	15.1%	15.9%	16.0%
% of FP17s for the same patient ID Re-attending between 3 & 9 months - Children	28	43	65.1%	59.5%	60.4%	58.0%
% of FP17s for the same patient ID Re-attending between 3 & 9 months - Adults	23	35	65.7%	51.8%	52.3%	50.9%
% of FP17s for Band 1 Urgent Courses	1	59	1.7%	9.5%	9.5%	9.1%
% of FP17s Relating to Free Repair or Replacements	0	59	0.0%	0.6%	0.7%	0.8%
% of FP17s Relating to Continuations	0	59	0.0%	1.0%	1.0%	1.1%
% of Patients satisfied with the dentistry they have received	0	0	N/A	90.8%	91.9%	91.7%
% of Patients satisfied with the time they had to wait for an appointment	0	0	N/A	87.8%	88.0%	88.0%

* This is based on patients treated on this contract for their most recent course of treatment. Figures in italics indicate the base number of FP17s or Patient Questionnaire responses are less than 100. N/A is shown where the base number of responses is less than 10 during the period. % is calculated as Quantity/Base number*100

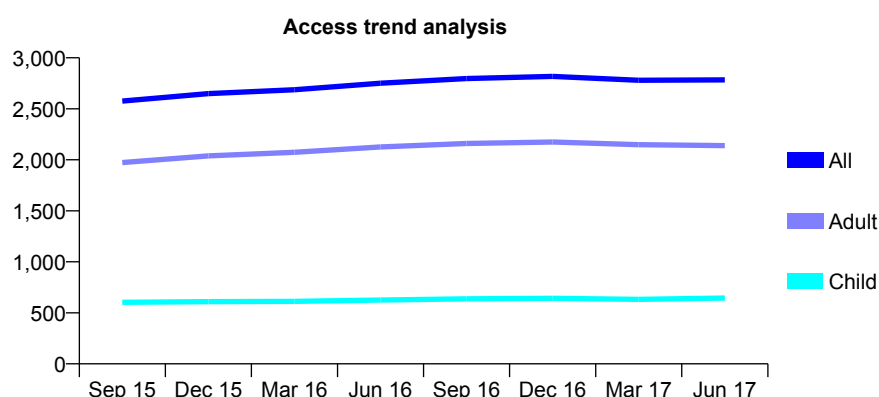
Q68 - Vital Signs At a Glance Contract Report for 190829/0001 - June 2017

Name or company name	The Sea Road Dental Practice Partnership
Contract type name	GDS Contract
Purpose of contract	General
Contract start date	20/01/2014
Contract end date	

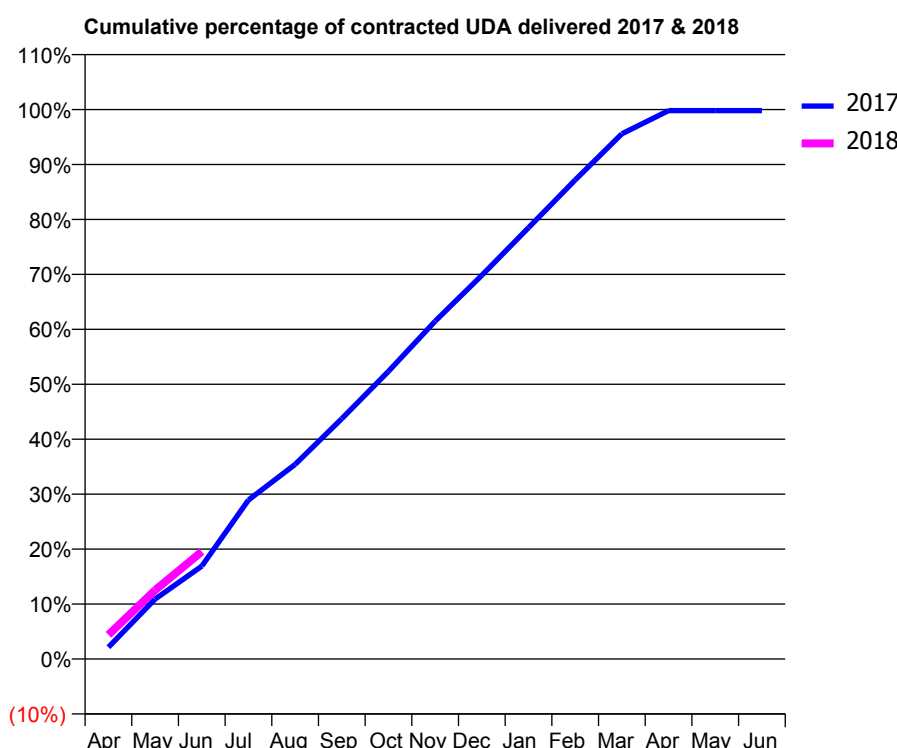
17/18 Contracted general activity (UDA)	6,800
Carry forward general activity (UDA)	0
17/18 Contracted orthodontic activity (UOA)	0
Carry forward orthodontic activity (UOA)	0
Baseline contract value	£177,921.13

ACCESS*

Patients seen in 24 months	Total	Change since previous quarter
Quarter ending June 2016	2,751	
Quarter ending September 2016	2,797	→
Quarter ending December 2016	2,817	→
Quarter ending March 2017	2,780	↓
Quarter ending June 2017	2,784	→
Variance since June 2016	1.2%	→



ACTIVITY



Adjusted Scheduled Activity (UDA)		
Month	2017	2018
April	146	299
May	742	853
June	1,149	1,329
July	1,968	
August	2,408	
September	2,975	
October	3,560	
November	4,181	
December	4,748	
January	5,337	
February	5,928	
March	6,499	
April	6,787	
May	6,787	
June	6,787	

QUALITY

	Quantity	Base Number	Contract	AT	Region	England
% of FP17s for the same patient ID Re-attending within 3 months - Children	9	239	3.8%	9.4%	11.6%	12.0%
% of FP17s for the same patient ID Re-attending within 3 months - Adults	66	693	9.5%	15.1%	15.9%	16.0%
% of FP17s for the same patient ID Re-attending between 3 & 9 months - Children	160	239	66.9%	59.5%	60.4%	58.0%
% of FP17s for the same patient ID Re-attending between 3 & 9 months - Adults	405	693	58.4%	51.8%	52.3%	50.9%
% of FP17s for Band 1 Urgent Courses	27	770	3.5%	9.5%	9.5%	9.1%
% of FP17s Relating to Free Repair or Replacements	1	770	0.1%	0.6%	0.7%	0.8%
% of FP17s Relating to Continuations	6	770	0.8%	1.0%	1.0%	1.1%
% of Patients satisfied with the dentistry they have received	6	6	N/A	90.8%	91.9%	91.7%
% of Patients satisfied with the time they had to wait for an appointment	5	6	N/A	87.8%	88.0%	88.0%

* This is based on patients treated on this contract for their most recent course of treatment. Figures in italics indicate the base number of FP17s or Patient Questionnaire responses are less than 100. N/A is shown where the base number of responses is less than 10 during the period. % is calculated as Quantity/Base number*100

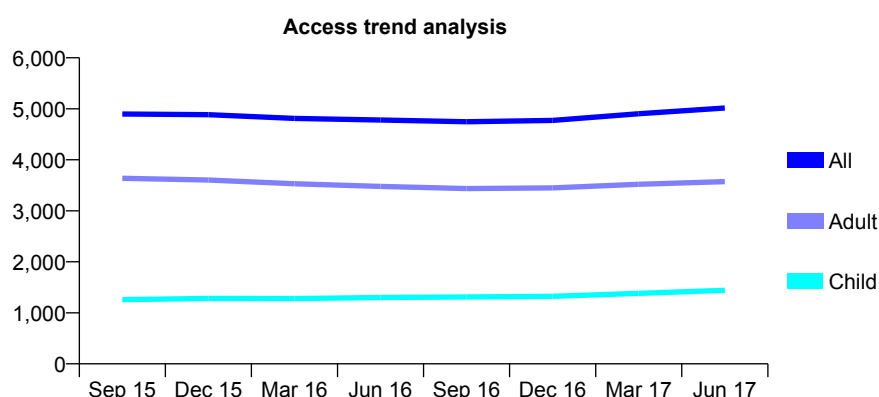
Q68 - Vital Signs At a Glance Contract Report for 191043/0001 - June 2017

Name or company name	Pembroke Practice Limited
Contract type name	GDS Contract
Purpose of contract	General
Contract start date	01/03/2011
Contract end date	

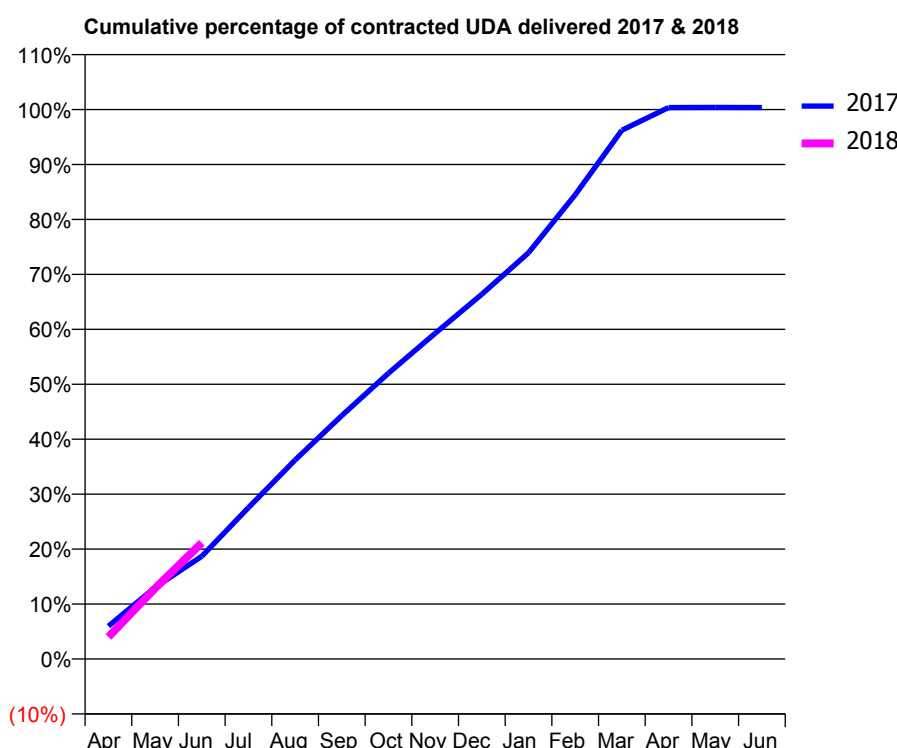
17/18 Contracted general activity (UDA)	12,464
Carry forward general activity (UDA)	0
17/18 Contracted orthodontic activity (UOA)	0
Carry forward orthodontic activity (UOA)	0
Baseline contract value	£318,877.21

ACCESS*

Patients seen in 24 months	Total	Change since previous quarter
Quarter ending June 2016	4,780	
Quarter ending September 2016	4,747	→
Quarter ending December 2016	4,773	→
Quarter ending March 2017	4,903	↑
Quarter ending June 2017	5,015	↑
Variance since June 2016	4.9%	↑



ACTIVITY



Month	Adjusted Scheduled Activity (UDA)	
	2017	2018
April	745	501
May	1,627	1,604
June	2,330	2,635
July	3,435	
August	4,513	
September	5,523	
October	6,484	
November	7,387	
December	8,274	
January	9,215	
February	10,529	
March	11,995	
April	12,507	
May	12,511	
June	12,507	

QUALITY

	Quantity	Base Number	Contract	AT	Region	England
% of FP17s for the same patient ID Re-attending within 3 months - Children	25	496	5.0%	9.4%	11.6%	12.0%
% of FP17s for the same patient ID Re-attending within 3 months - Adults	136	1,043	13.0%	15.1%	15.9%	16.0%
% of FP17s for the same patient ID Re-attending between 3 & 9 months - Children	239	496	48.2%	59.5%	60.4%	58.0%
% of FP17s for the same patient ID Re-attending between 3 & 9 months - Adults	474	1,043	45.4%	51.8%	52.3%	50.9%
% of FP17s for Band 1 Urgent Courses	133	1,323	10.1%	9.5%	9.5%	9.1%
% of FP17s Relating to Free Repair or Replacements	12	1,323	0.9%	0.6%	0.7%	0.8%
% of FP17s Relating to Continuations	1	1,323	0.1%	1.0%	1.0%	1.1%
% of Patients satisfied with the dentistry they have received	5	5	N/A	90.8%	91.9%	91.7%
% of Patients satisfied with the time they had to wait for an appointment	4	5	N/A	87.8%	88.0%	88.0%

* This is based on patients treated on this contract for their most recent course of treatment. Figures in italics indicate the base number of FP17s or Patient Questionnaire responses are less than 100. N/A is shown where the base number of responses is less than 10 during the period. % is calculated as Quantity/Base number*100

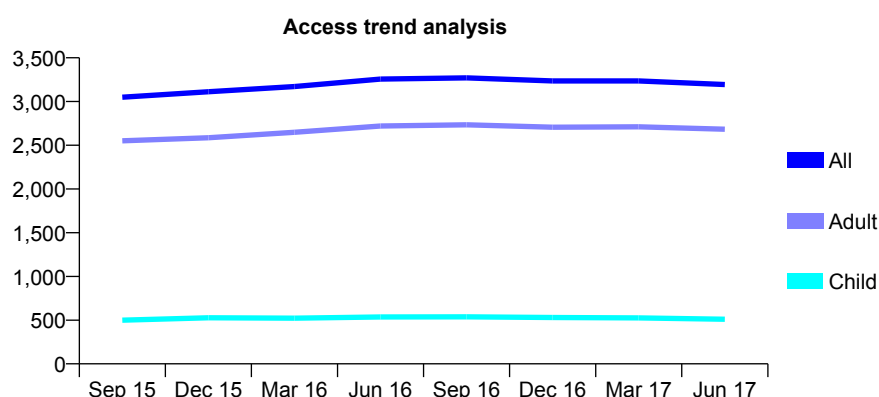
Q68 - Vital Signs At a Glance Contract Report for 191264/0002 - June 2017

Name or company name	Steyndent Ltd
Contract type name	GDS Contract
Purpose of contract	General
Contract start date	01/11/2008
Contract end date	

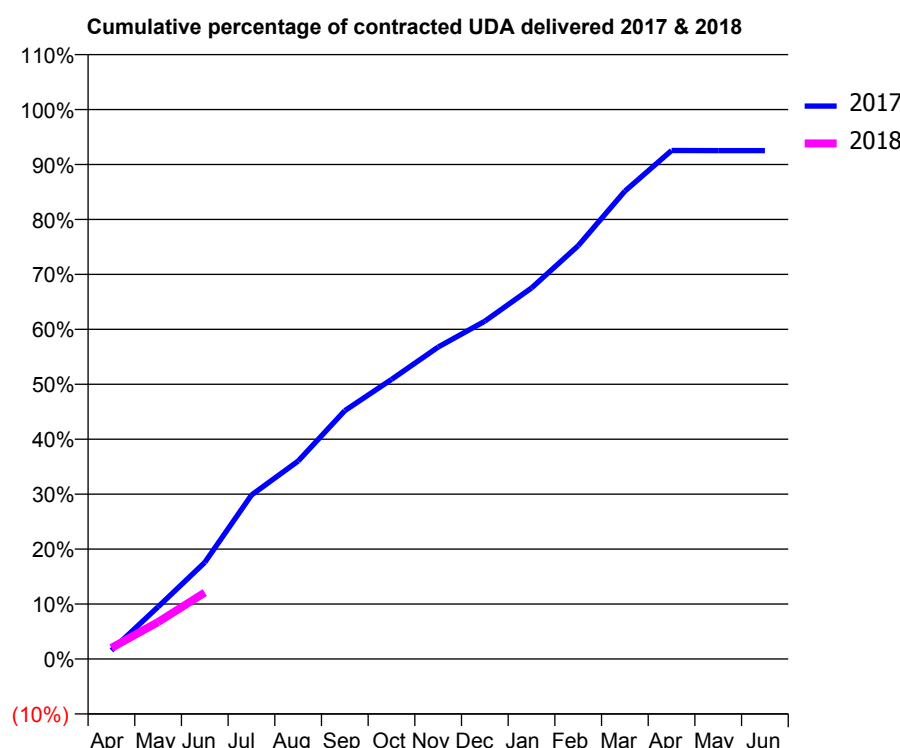
17/18 Contracted general activity (UDA)	10,196
Carry forward general activity (UDA)	0
17/18 Contracted orthodontic activity (UOA)	0
Carry forward orthodontic activity (UOA)	0
Baseline contract value	£273,893.59

ACCESS*

Patients seen in 24 months	Total	Change since previous quarter
Quarter ending June 2016	3,256	
Quarter ending September 2016	3,271	→
Quarter ending December 2016	3,236	↓
Quarter ending March 2017	3,236	→
Quarter ending June 2017	3,194	↓
Variance since June 2016	(1.9%)	↓



ACTIVITY



Adjusted Scheduled Activity (UDA)		
Month	2017	2018
April	159	206
May	969	685
June	1,792	1,232
July	3,042	
August	3,674	
September	4,608	
October	5,188	
November	5,789	
December	6,268	
January	6,885	
February	7,669	
March	8,682	
April	9,434	
May	9,433	
June	9,433	

QUALITY

	Quantity	Base Number	Contract	AT	Region	England
% of FP17s for the same patient ID Re-attending within 3 months - Children	8	169	4.7%	9.4%	11.6%	12.0%
% of FP17s for the same patient ID Re-attending within 3 months - Adults	113	804	14.1%	15.1%	15.9%	16.0%
% of FP17s for the same patient ID Re-attending between 3 & 9 months - Children	106	169	62.7%	59.5%	60.4%	58.0%
% of FP17s for the same patient ID Re-attending between 3 & 9 months - Adults	424	804	52.7%	51.8%	52.3%	50.9%
% of FP17s for Band 1 Urgent Courses	61	729	8.4%	9.5%	9.5%	9.1%
% of FP17s Relating to Free Repair or Replacements	13	729	1.8%	0.6%	0.7%	0.8%
% of FP17s Relating to Continuations	17	729	2.3%	1.0%	1.0%	1.1%
% of Patients satisfied with the dentistry they have received	5	6	N/A	90.8%	91.9%	91.7%
% of Patients satisfied with the time they had to wait for an appointment	5	6	N/A	87.8%	88.0%	88.0%

* This is based on patients treated on this contract for their most recent course of treatment. Figures in italics indicate the base number of FP17s or Patient Questionnaire responses are less than 100. N/A is shown where the base number of responses is less than 10 during the period. % is calculated as Quantity/Base number*100

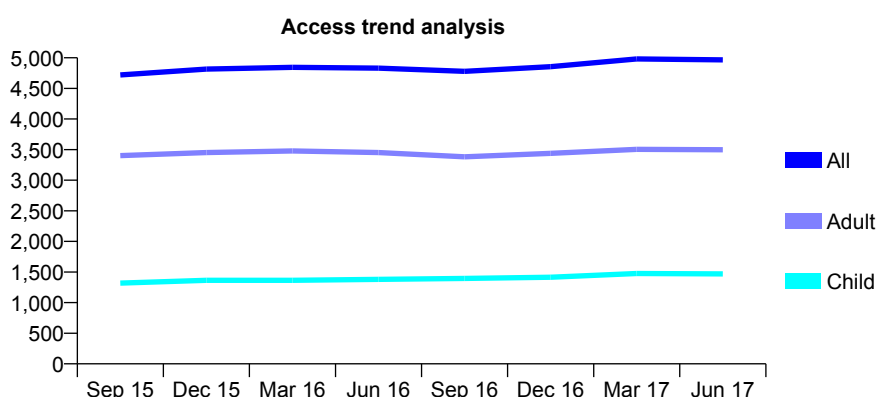
Q68 - Vital Signs At a Glance Contract Report for 192228/0001 - June 2017

Name or company name	Mr A Memaripour and Mr N Zadeh Davani
Contract type name	GDS Contract
Purpose of contract	General
Contract start date	01/04/2010
Contract end date	

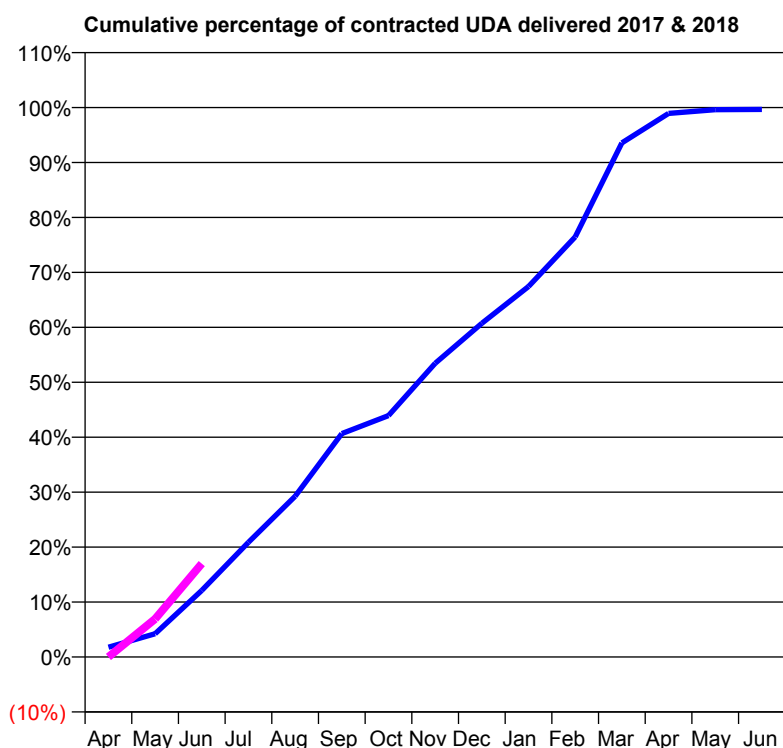
17/18 Contracted general activity (UDA)	17,266
Carry forward general activity (UDA)	0
17/18 Contracted orthodontic activity (UOA)	0
Carry forward orthodontic activity (UOA)	0
Baseline contract value	£453,863.09

ACCESS*

Patients seen in 24 months	Total	Change since previous quarter
Quarter ending June 2016	4,832	
Quarter ending September 2016	4,778	↓
Quarter ending December 2016	4,856	→
Quarter ending March 2017	4,981	↑
Quarter ending June 2017	4,967	→
Variance since June 2016	2.8%	↑



ACTIVITY



Adjusted Scheduled Activity (UDA)		
Month	2017	2018
April	307	0
May	733	1,198
June	2,091	2,933
July	3,607	
August	5,051	
September	7,019	
October	7,585	
November	9,230	
December	10,485	
January	11,641	
February	13,201	
March	16,153	
April	17,078	
May	17,199	
June	17,206	

QUALITY

	Quantity	Base Number	Contract	AT	Region	England
% of FP17s for the same patient ID Re-attending within 3 months - Children	29	460	6.3%	9.4%	11.6%	12.0%
% of FP17s for the same patient ID Re-attending within 3 months - Adults	158	898	17.6%	15.1%	15.9%	16.0%
% of FP17s for the same patient ID Re-attending between 3 & 9 months - Children	205	460	44.6%	59.5%	60.4%	58.0%
% of FP17s for the same patient ID Re-attending between 3 & 9 months - Adults	358	898	39.9%	51.8%	52.3%	50.9%
% of FP17s for Band 1 Urgent Courses	115	1,057	10.9%	9.5%	9.5%	9.1%
% of FP17s Relating to Free Repair or Replacements	5	1,057	0.5%	0.6%	0.7%	0.8%
% of FP17s Relating to Continuations	8	1,057	0.8%	1.0%	1.0%	1.1%
% of Patients satisfied with the dentistry they have received	5	6	N/A	90.8%	91.9%	91.7%
% of Patients satisfied with the time they had to wait for an appointment	6	6	N/A	87.8%	88.0%	88.0%

* This is based on patients treated on this contract for their most recent course of treatment. Figures in italics indicate the base number of FP17s or Patient Questionnaire responses are less than 100. N/A is shown where the base number of responses is less than 10 during the period. % is calculated as Quantity/Base number*100

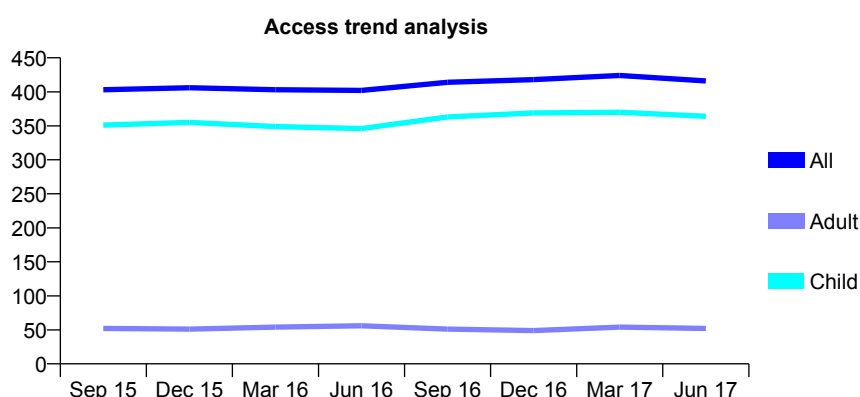
Q68 - Vital Signs At a Glance Contract Report for 192325/0001 - June 2017

Name or company name	CDP (UK) Ltd
Contract type name	GDS Contract
Purpose of contract	General
Contract start date	01/07/2011
Contract end date	

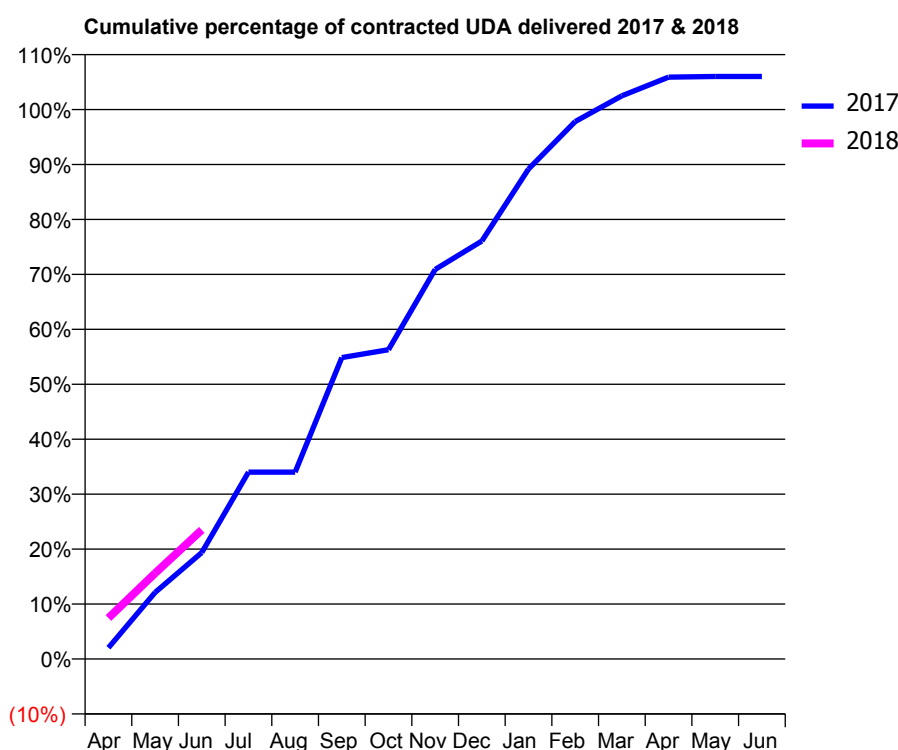
17/18 Contracted general activity (UDA)	779
Carry forward general activity (UDA)	0
17/18 Contracted orthodontic activity (UOA)	0
Carry forward orthodontic activity (UOA)	0
Baseline contract value	£19,821.94

ACCESS*

Patients seen in 24 months	Total	Change since previous quarter
Quarter ending June 2016	402	
Quarter ending September 2016	414	↑
Quarter ending December 2016	418	→
Quarter ending March 2017	424	→
Quarter ending June 2017	416	↓
Variance since June 2016	3.5%	↑



ACTIVITY



Adjusted Scheduled Activity (UDA)		
Month	2017	2018
April	16	58
May	94	122
June	151	183
July	265	
August	265	
September	427	
October	438	
November	552	
December	593	
January	695	
February	762	
March	798	
April	825	
May	826	
June	826	

QUALITY

	Quantity	Base Number	Contract	AT	Region	England
% of FP17s for the same patient ID Re-attending within 3 months - Children	10	129	7.8%	9.4%	11.6%	12.0%
% of FP17s for the same patient ID Re-attending within 3 months - Adults	1	8	12.5%	15.1%	15.9%	16.0%
% of FP17s for the same patient ID Re-attending between 3 & 9 months - Children	75	129	58.1%	59.5%	60.4%	58.0%
% of FP17s for the same patient ID Re-attending between 3 & 9 months - Adults	5	8	62.5%	51.8%	52.3%	50.9%
% of FP17s for Band 1 Urgent Courses	5	110	4.5%	9.5%	9.5%	9.1%
% of FP17s Relating to Free Repair or Replacements	0	110	0.0%	0.6%	0.7%	0.8%
% of FP17s Relating to Continuations	0	110	0.0%	1.0%	1.0%	1.1%
% of Patients satisfied with the dentistry they have received	6	6	N/A	90.8%	91.9%	91.7%
% of Patients satisfied with the time they had to wait for an appointment	6	6	N/A	87.8%	88.0%	88.0%

* This is based on patients treated on this contract for their most recent course of treatment. Figures in italics indicate the base number of FP17s or Patient Questionnaire responses are less than 100. N/A is shown where the base number of responses is less than 10 during the period. % is calculated as Quantity/Base number*100

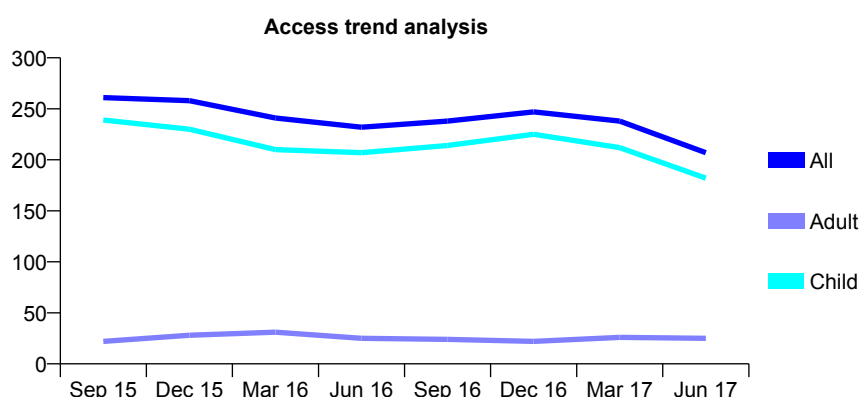
Q68 - Vital Signs At a Glance Contract Report for 192686/0001 - June 2017

Name or company name	Apex Dental Care Merrow Partnership
Contract type name	GDS Contract
Purpose of contract	General
Contract start date	01/04/2014
Contract end date	

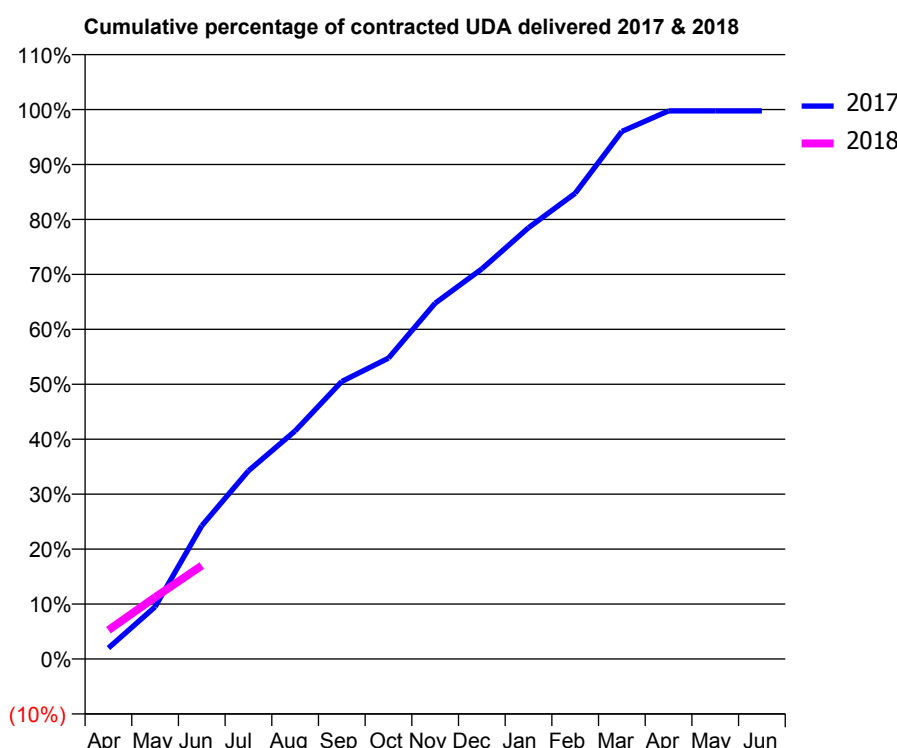
17/18 Contracted general activity (UDA)	400
Carry forward general activity (UDA)	0
17/18 Contracted orthodontic activity (UOA)	0
Carry forward orthodontic activity (UOA)	0
Baseline contract value	£9,917.73

ACCESS*

Patients seen in 24 months	Total	Change since previous quarter
Quarter ending June 2016	232	
Quarter ending September 2016	238	↑
Quarter ending December 2016	247	↑
Quarter ending March 2017	238	↓
Quarter ending June 2017	207	↓
Variance since June 2016	(10.8%)	↓



ACTIVITY



Adjusted Scheduled Activity (UDA)		
Month	2017	2018
April	8	21
May	38	45
June	97	68
July	137	
August	166	
September	202	
October	219	
November	259	
December	284	
January	314	
February	339	
March	384	
April	399	
May	399	
June	399	

QUALITY

	Quantity	Base Number	Contract	AT	Region	England
% of FP17s for the same patient ID Re-attending within 3 months - Children	2	70	2.9%	9.4%	11.6%	12.0%
% of FP17s for the same patient ID Re-attending within 3 months - Adults	0	0	N/A	15.1%	15.9%	16.0%
% of FP17s for the same patient ID Re-attending between 3 & 9 months - Children	46	70	65.7%	59.5%	60.4%	58.0%
% of FP17s for the same patient ID Re-attending between 3 & 9 months - Adults	0	0	N/A	51.8%	52.3%	50.9%
% of FP17s for Band 1 Urgent Courses	0	57	0.0%	9.5%	9.5%	9.1%
% of FP17s Relating to Free Repair or Replacements	0	57	0.0%	0.6%	0.7%	0.8%
% of FP17s Relating to Continuations	0	57	0.0%	1.0%	1.0%	1.1%
% of Patients satisfied with the dentistry they have received	0	0	N/A	90.8%	91.9%	91.7%
% of Patients satisfied with the time they had to wait for an appointment	0	0	N/A	87.8%	88.0%	88.0%

* This is based on patients treated on this contract for their most recent course of treatment. Figures in italics indicate the base number of FP17s or Patient Questionnaire responses are less than 100. N/A is shown where the base number of responses is less than 10 during the period. % is calculated as Quantity/Base number*100

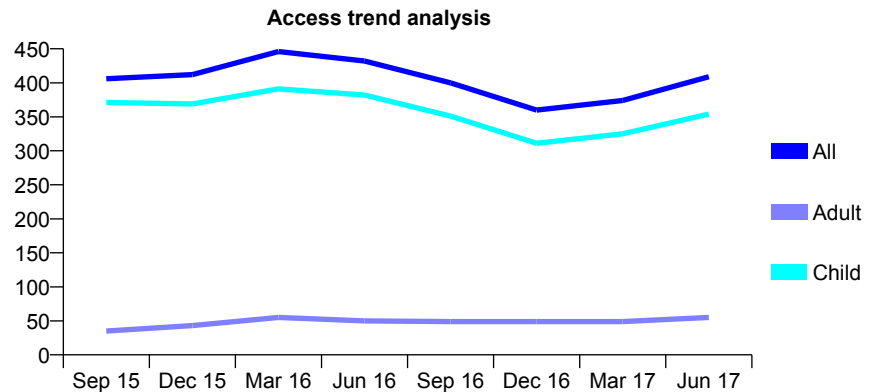
Q68 - Vital Signs At a Glance Contract Report for 192686/0002 - June 2017

Name or company name	Apex Dental Care Merrow Partnership
Contract type name	GDS Contract
Purpose of contract	General
Contract start date	01/04/2014
Contract end date	

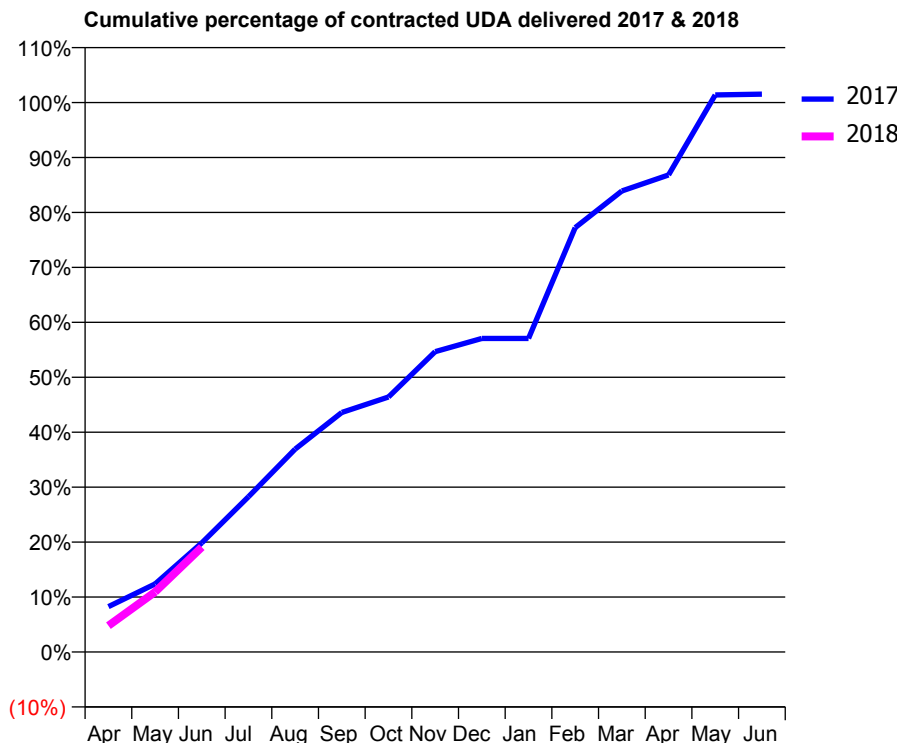
17/18 Contracted general activity (UDA)	750
Carry forward general activity (UDA)	0
17/18 Contracted orthodontic activity (UOA)	0
Carry forward orthodontic activity (UOA)	0
Baseline contract value	£16,861.73

ACCESS*

Patients seen in 24 months	Total	Change since previous quarter
Quarter ending June 2016	432	
Quarter ending September 2016	400	↓
Quarter ending December 2016	360	↓
Quarter ending March 2017	374	↑
Quarter ending June 2017	409	↑
Variance since June 2016	(5.3%)	↓



ACTIVITY



Month	Adjusted Scheduled Activity (UDA)	
	2017	2018
April	62	36
May	93	82
June	149	143
July	212	
August	277	
September	327	
October	348	
November	410	
December	428	
January	428	
February	579	
March	629	
April	651	
May	760	
June	761	

QUALITY

	Quantity	Base Number	Contract	AT	Region	England
% of FP17s for the same patient ID Re-attending within 3 months - Children	21	219	9.6%	9.4%	11.6%	12.0%
% of FP17s for the same patient ID Re-attending within 3 months - Adults	0	1	0.0%	15.1%	15.9%	16.0%
% of FP17s for the same patient ID Re-attending between 3 & 9 months - Children	118	219	53.9%	59.5%	60.4%	58.0%
% of FP17s for the same patient ID Re-attending between 3 & 9 months - Adults	0	1	0.0%	51.8%	52.3%	50.9%
% of FP17s for Band 1 Urgent Courses	1	119	0.8%	9.5%	9.5%	9.1%
% of FP17s Relating to Free Repair or Replacements	0	119	0.0%	0.6%	0.7%	0.8%
% of FP17s Relating to Continuations	0	119	0.0%	1.0%	1.0%	1.1%
% of Patients satisfied with the dentistry they have received	0	0	N/A	90.8%	91.9%	91.7%
% of Patients satisfied with the time they had to wait for an appointment	0	0	N/A	87.8%	88.0%	88.0%

* This is based on patients treated on this contract for their most recent course of treatment. Figures in italics indicate the base number of FP17s or Patient Questionnaire responses are less than 100. N/A is shown where the base number of responses is less than 10 during the period. % is calculated as Quantity/Base number*100

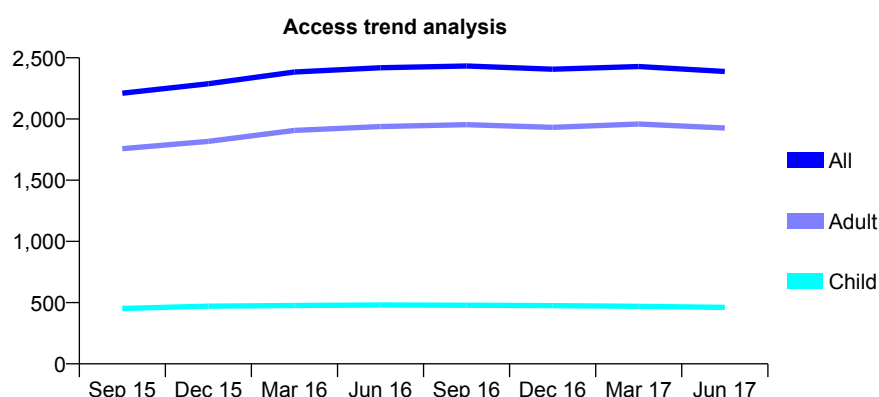
Q68 - Vital Signs At a Glance Contract Report for 192783/0001 - June 2017

Name or company name	Mr Redstone & Associates
Contract type name	GDS Contract
Purpose of contract	General
Contract start date	01/11/2012
Contract end date	

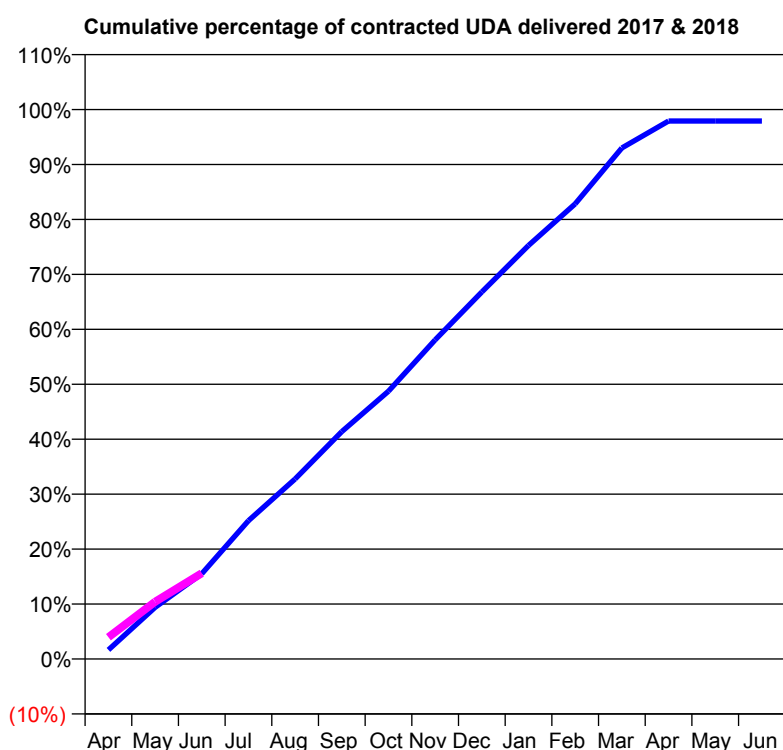
17/18 Contracted general activity (UDA)	7,762
Carry forward general activity (UDA)	0
17/18 Contracted orthodontic activity (UOA)	0
Carry forward orthodontic activity (UOA)	0
Baseline contract value	£174,945.42

ACCESS*

Patients seen in 24 months	Total	Change since previous quarter
Quarter ending June 2016	2,419	
Quarter ending September 2016	2,433	→
Quarter ending December 2016	2,407	↓
Quarter ending March 2017	2,429	→
Quarter ending June 2017	2,388	↓
Variance since June 2016	(1.3%)	↓



ACTIVITY



Adjusted Scheduled Activity (UDA)		
Month	2017	2018
April	128	307
May	730	809
June	1,205	1,212
July	1,954	
August	2,543	
September	3,213	
October	3,783	
November	4,508	
December	5,185	
January	5,842	
February	6,430	
March	7,218	
April	7,600	
May	7,600	
June	7,600	

QUALITY

	Quantity	Base Number	Contract	AT	Region	England
% of FP17s for the same patient ID Re-attending within 3 months - Children	7	182	3.8%	9.4%	11.6%	12.0%
% of FP17s for the same patient ID Re-attending within 3 months - Adults	81	627	12.9%	15.1%	15.9%	16.0%
% of FP17s for the same patient ID Re-attending between 3 & 9 months - Children	134	182	73.6%	59.5%	60.4%	58.0%
% of FP17s for the same patient ID Re-attending between 3 & 9 months - Adults	358	627	57.1%	51.8%	52.3%	50.9%
% of FP17s for Band 1 Urgent Courses	47	674	7.0%	9.5%	9.5%	9.1%
% of FP17s Relating to Free Repair or Replacements	5	674	0.7%	0.6%	0.7%	0.8%
% of FP17s Relating to Continuations	1	674	0.1%	1.0%	1.0%	1.1%
% of Patients satisfied with the dentistry they have received	3	3	N/A	90.8%	91.9%	91.7%
% of Patients satisfied with the time they had to wait for an appointment	3	3	N/A	87.8%	88.0%	88.0%

* This is based on patients treated on this contract for their most recent course of treatment. Figures in italics indicate the base number of FP17s or Patient Questionnaire responses are less than 100. N/A is shown where the base number of responses is less than 10 during the period. % is calculated as Quantity/Base number*100

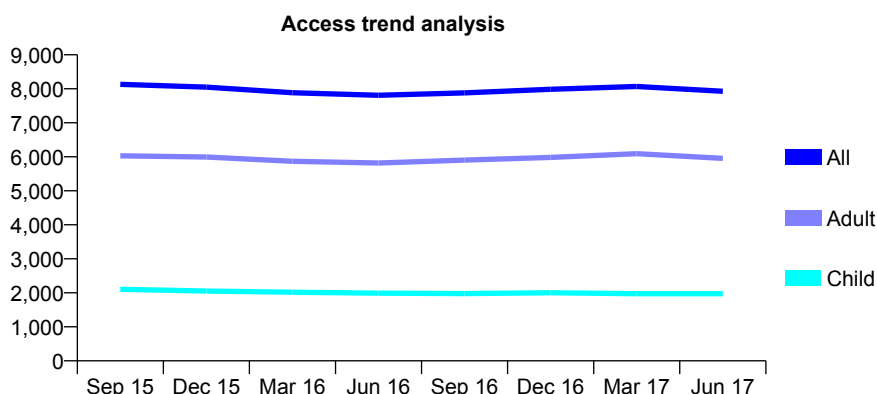
Q68 - Vital Signs At a Glance Contract Report for 193186/0001 - June 2017

Name or company name	M W Botha Limited
Contract type name	GDS Contract
Purpose of contract	General
Contract start date	01/04/2010
Contract end date	

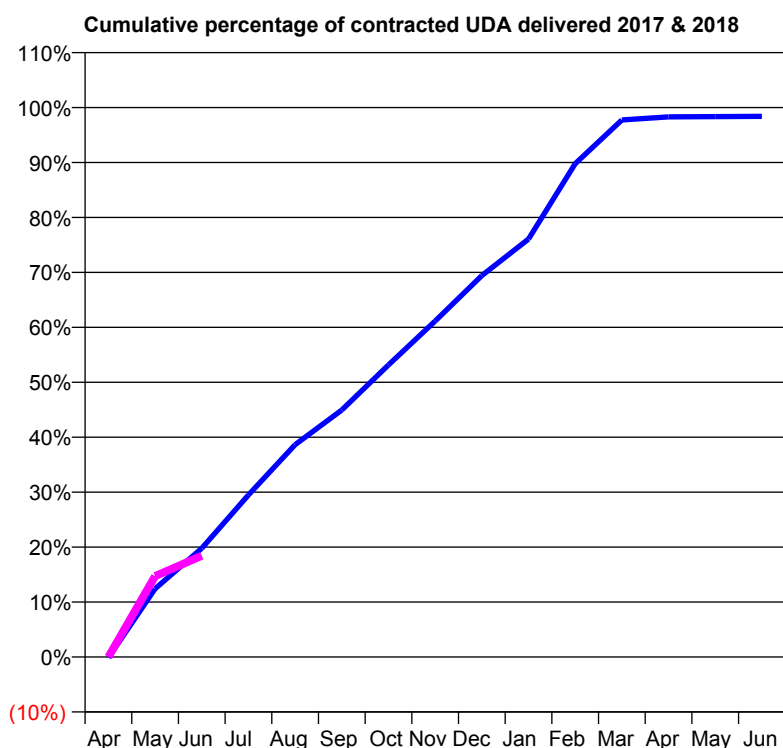
17/18 Contracted general activity (UDA)	21,440
Carry forward general activity (UDA)	0
17/18 Contracted orthodontic activity (UOA)	0
Carry forward orthodontic activity (UOA)	0
Baseline contract value	£654,764.34

ACCESS*

Patients seen in 24 months	Total	Change since previous quarter
Quarter ending June 2016	7,809	
Quarter ending September 2016	7,881	→
Quarter ending December 2016	7,985	→
Quarter ending March 2017	8,068	→
Quarter ending June 2017	7,929	↓
Variance since June 2016	1.5%	→



ACTIVITY



Adjusted Scheduled Activity (UDA)		
Month	2017	2018
April	-29	0
May	2,667	3,153
June	4,242	3,952
July	6,325	
August	8,286	
September	9,637	
October	11,398	
November	13,108	
December	14,881	
January	16,307	
February	19,249	
March	20,952	
April	21,077	
May	21,086	
June	21,095	

QUALITY

	Quantity	Base Number	Contract	AT	Region	England
% of FP17s for the same patient ID Re-attending within 3 months - Children	45	548	8.2%	9.4%	11.6%	12.0%
% of FP17s for the same patient ID Re-attending within 3 months - Adults	331	1,521	21.8%	15.1%	15.9%	16.0%
% of FP17s for the same patient ID Re-attending between 3 & 9 months - Children	292	548	53.3%	59.5%	60.4%	58.0%
% of FP17s for the same patient ID Re-attending between 3 & 9 months - Adults	712	1,521	46.8%	51.8%	52.3%	50.9%
% of FP17s for Band 1 Urgent Courses	218	1,953	11.2%	9.5%	9.5%	9.1%
% of FP17s Relating to Free Repair or Replacements	3	1,953	0.2%	0.6%	0.7%	0.8%
% of FP17s Relating to Continuations	6	1,953	0.3%	1.0%	1.0%	1.1%
% of Patients satisfied with the dentistry they have received	8	9	N/A	90.8%	91.9%	91.7%
% of Patients satisfied with the time they had to wait for an appointment	9	9	N/A	87.8%	88.0%	88.0%

* This is based on patients treated on this contract for their most recent course of treatment. Figures in italics indicate the base number of FP17s or Patient Questionnaire responses are less than 100. N/A is shown where the base number of responses is less than 10 during the period. % is calculated as Quantity/Base number*100

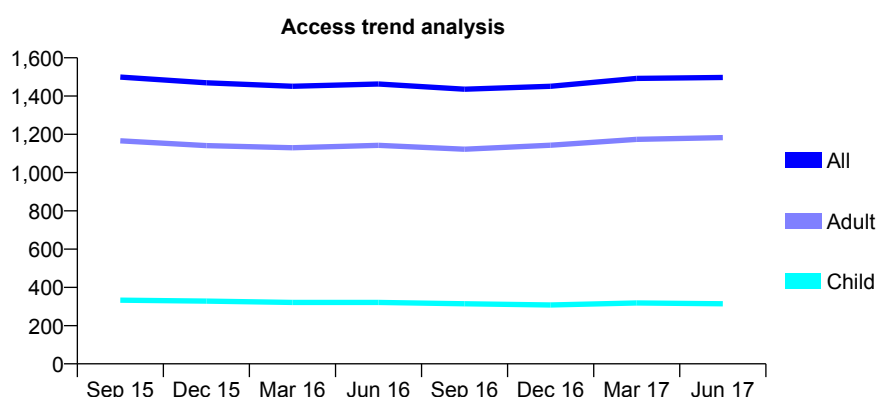
Q68 - Vital Signs At a Glance Contract Report for 193240/0001 - June 2017

Name or company name	Timberhill Dental Practice Ltd
Contract type name	GDS Contract
Purpose of contract	General
Contract start date	01/09/2009
Contract end date	

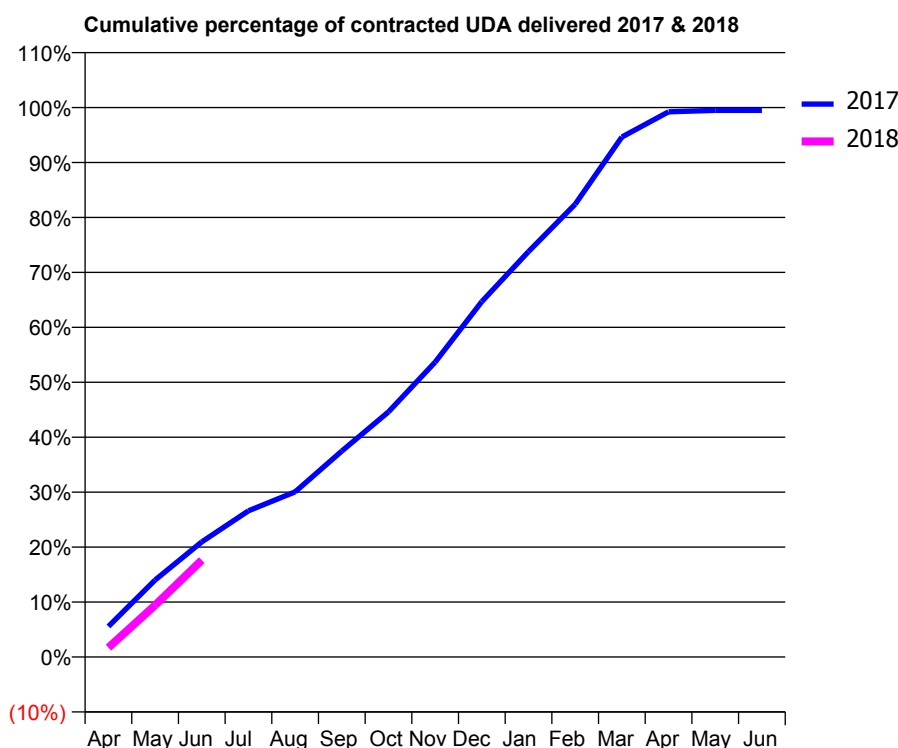
17/18 Contracted general activity (UDA)	4,942
Carry forward general activity (UDA)	0
17/18 Contracted orthodontic activity (UOA)	0
Carry forward orthodontic activity (UOA)	0
Baseline contract value	£114,337.18

ACCESS*

Patients seen in 24 months	Total	Change since previous quarter
Quarter ending June 2016	1,463	
Quarter ending September 2016	1,436	↓
Quarter ending December 2016	1,451	→
Quarter ending March 2017	1,492	↑
Quarter ending June 2017	1,497	→
Variance since June 2016	2.3%	↑



ACTIVITY



Adjusted Scheduled Activity (UDA)		
Month	2017	2018
April	276	85
May	693	466
June	1,036	871
July	1,315	
August	1,485	
September	1,853	
October	2,205	
November	2,652	
December	3,197	
January	3,647	
February	4,072	
March	4,677	
April	4,904	
May	4,917	
June	4,917	

QUALITY

	Quantity	Base Number	Contract	AT	Region	England
% of FP17s for the same patient ID Re-attending within 3 months - Children	12	123	9.8%	9.4%	11.6%	12.0%
% of FP17s for the same patient ID Re-attending within 3 months - Adults	54	440	12.3%	15.1%	15.9%	16.0%
% of FP17s for the same patient ID Re-attending between 3 & 9 months - Children	77	123	62.6%	59.5%	60.4%	58.0%
% of FP17s for the same patient ID Re-attending between 3 & 9 months - Adults	261	440	59.3%	51.8%	52.3%	50.9%
% of FP17s for Band 1 Urgent Courses	35	454	7.7%	9.5%	9.5%	9.1%
% of FP17s Relating to Free Repair or Replacements	5	454	1.1%	0.6%	0.7%	0.8%
% of FP17s Relating to Continuations	1	454	0.2%	1.0%	1.0%	1.1%
% of Patients satisfied with the dentistry they have received	3	3	N/A	90.8%	91.9%	91.7%
% of Patients satisfied with the time they had to wait for an appointment	2	3	N/A	87.8%	88.0%	88.0%

* This is based on patients treated on this contract for their most recent course of treatment. Figures in italics indicate the base number of FP17s or Patient Questionnaire responses are less than 100. N/A is shown where the base number of responses is less than 10 during the period. % is calculated as Quantity/Base number*100

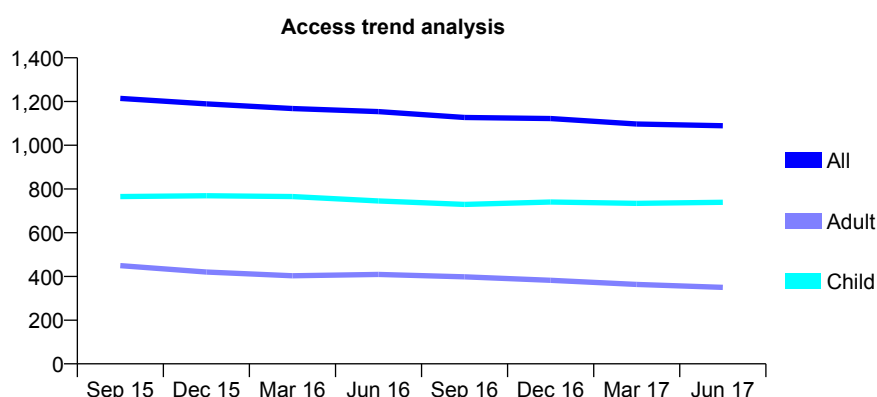
Q68 - Vital Signs At a Glance Contract Report for 193402/0001 - June 2017

Name or company name	Burgess Hill Dental Care Limited
Contract type name	GDS Contract
Purpose of contract	General
Contract start date	01/06/2011
Contract end date	

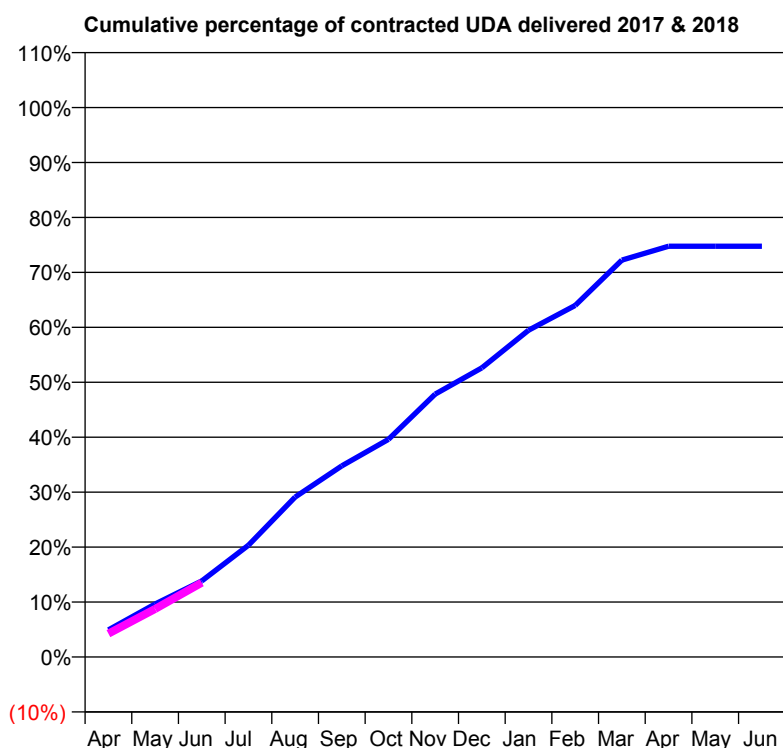
17/18 Contracted general activity (UDA)	2,975
Carry forward general activity (UDA)	0
17/18 Contracted orthodontic activity (UOA)	0
Carry forward orthodontic activity (UOA)	0
Baseline contract value	£68,096.78

ACCESS*

Patients seen in 24 months	Total	Change since previous quarter
Quarter ending June 2016	1,154	
Quarter ending September 2016	1,127	↓
Quarter ending December 2016	1,122	→
Quarter ending March 2017	1,097	↓
Quarter ending June 2017	1,089	→
Variance since June 2016	(5.6%)	↓



ACTIVITY



Adjusted Scheduled Activity (UDA)		
Month	2017	2018
April	147	127
May	287	260
June	412	402
July	605	
August	866	
September	1,035	
October	1,179	
November	1,423	
December	1,565	
January	1,769	
February	1,904	
March	2,149	
April	2,224	
May	2,224	
June	2,224	

QUALITY

	Quantity	Base Number	Contract	AT	Region	England
% of FP17s for the same patient ID Re-attending within 3 months - Children	14	295	4.7%	9.4%	11.6%	12.0%
% of FP17s for the same patient ID Re-attending within 3 months - Adults	6	65	9.2%	15.1%	15.9%	16.0%
% of FP17s for the same patient ID Re-attending between 3 & 9 months - Children	213	295	72.2%	59.5%	60.4%	58.0%
% of FP17s for the same patient ID Re-attending between 3 & 9 months - Adults	38	65	58.5%	51.8%	52.3%	50.9%
% of FP17s for Band 1 Urgent Courses	2	309	0.6%	9.5%	9.5%	9.1%
% of FP17s Relating to Free Repair or Replacements	1	309	0.3%	0.6%	0.7%	0.8%
% of FP17s Relating to Continuations	3	309	1.0%	1.0%	1.0%	1.1%
% of Patients satisfied with the dentistry they have received	2	2	N/A	90.8%	91.9%	91.7%
% of Patients satisfied with the time they had to wait for an appointment	2	2	N/A	87.8%	88.0%	88.0%

* This is based on patients treated on this contract for their most recent course of treatment. Figures in italics indicate the base number of FP17s or Patient Questionnaire responses are less than 100. N/A is shown where the base number of responses is less than 10 during the period. % is calculated as Quantity/Base number*100

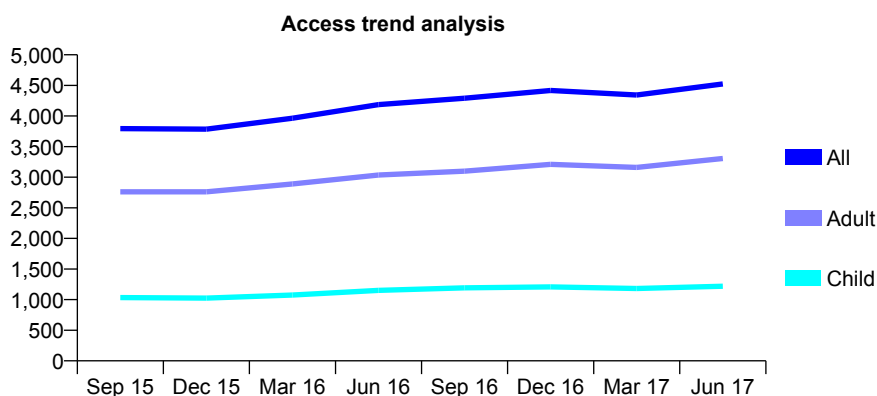
Q68 - Vital Signs At a Glance Contract Report for 193569/0001 - June 2017

Name or company name	Hollybush Dental Care Limited
Contract type name	GDS Contract
Purpose of contract	General
Contract start date	01/01/2008
Contract end date	

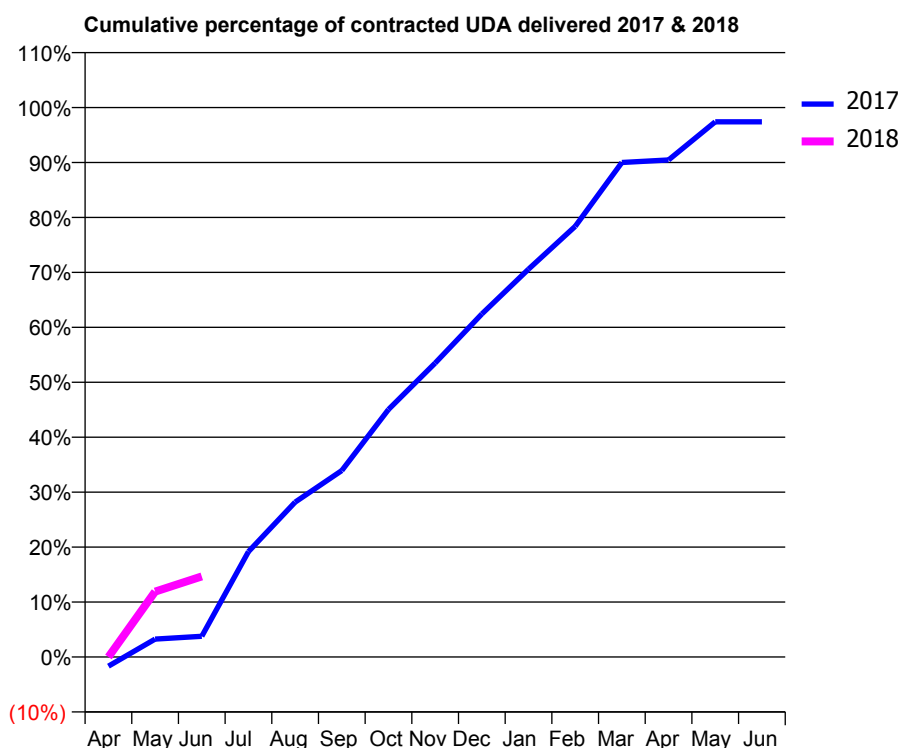
17/18 Contracted general activity (UDA)	10,760
Carry forward general activity (UDA)	0
17/18 Contracted orthodontic activity (UOA)	0
Carry forward orthodontic activity (UOA)	0
Baseline contract value	£282,769.48

ACCESS*

Patients seen in 24 months	Total	Change since previous quarter
Quarter ending June 2016	4,187	
Quarter ending September 2016	4,291	↑
Quarter ending December 2016	4,418	↑
Quarter ending March 2017	4,343	↓
Quarter ending June 2017	4,524	↑
Variance since June 2016	8.0%	↑



ACTIVITY



Adjusted Scheduled Activity (UDA)		
Month	2017	2018
April	-180	0
May	351	1,282
June	406	1,578
July	2,065	
August	3,032	
September	3,651	
October	4,847	
November	5,757	
December	6,717	
January	7,595	
February	8,433	
March	9,684	
April	9,733	
May	10,481	
June	10,481	

QUALITY

	Quantity	Base Number	Contract	AT	Region	England
% of FP17s for the same patient ID Re-attending within 3 months - Children	21	302	7.0%	9.4%	11.6%	12.0%
% of FP17s for the same patient ID Re-attending within 3 months - Adults	126	796	15.8%	15.1%	15.9%	16.0%
% of FP17s for the same patient ID Re-attending between 3 & 9 months - Children	120	302	39.7%	59.5%	60.4%	58.0%
% of FP17s for the same patient ID Re-attending between 3 & 9 months - Adults	263	796	33.0%	51.8%	52.3%	50.9%
% of FP17s for Band 1 Urgent Courses	110	801	13.7%	9.5%	9.5%	9.1%
% of FP17s Relating to Free Repair or Replacements	0	801	0.0%	0.6%	0.7%	0.8%
% of FP17s Relating to Continuations	39	801	4.9%	1.0%	1.0%	1.1%
% of Patients satisfied with the dentistry they have received	4	4	N/A	90.8%	91.9%	91.7%
% of Patients satisfied with the time they had to wait for an appointment	2	4	N/A	87.8%	88.0%	88.0%

* This is based on patients treated on this contract for their most recent course of treatment. Figures in italics indicate the base number of FP17s or Patient Questionnaire responses are less than 100. N/A is shown where the base number of responses is less than 10 during the period. % is calculated as Quantity/Base number*100

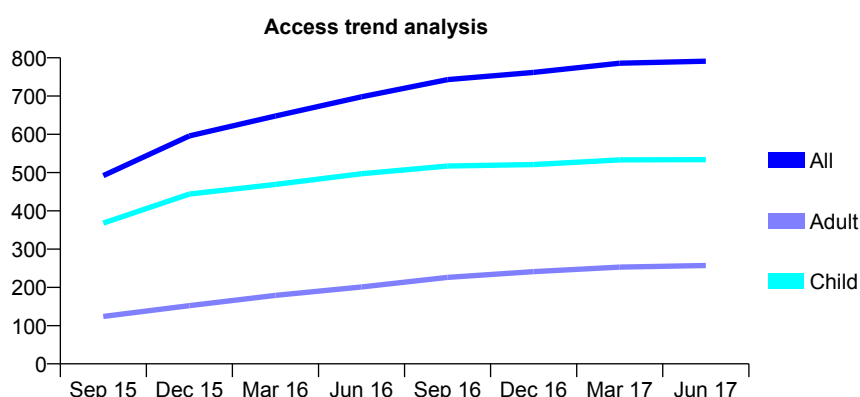
Q68 - Vital Signs At a Glance Contract Report for 193593/0001 - June 2017

Name or company name	Westdene Dental Practice
Contract type name	GDS Contract
Purpose of contract	General
Contract start date	07/04/2015
Contract end date	

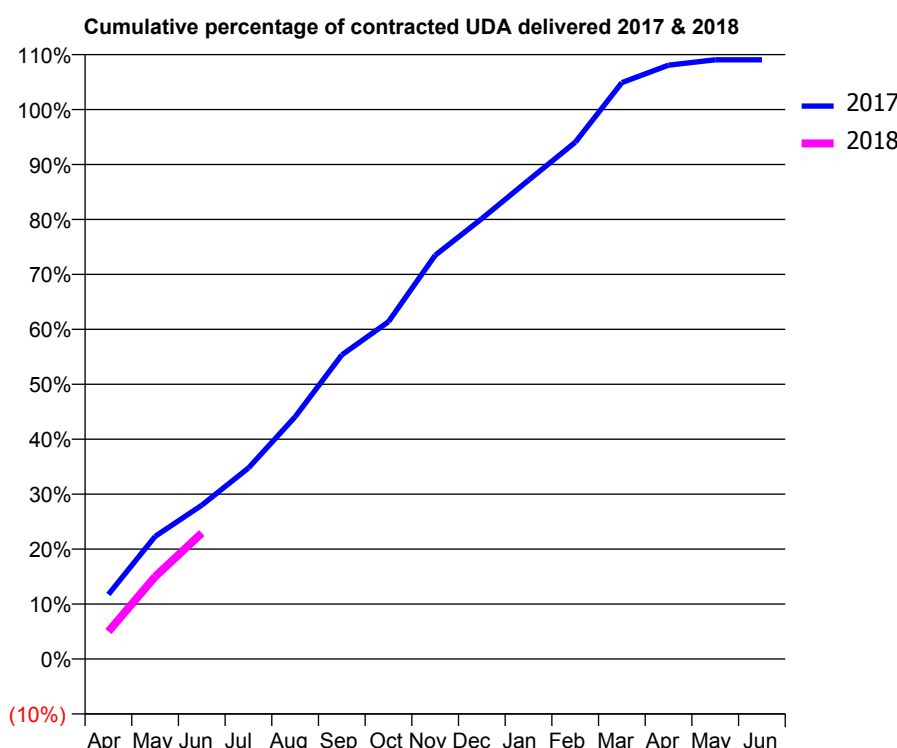
17/18 Contracted general activity (UDA)	1,450
Carry forward general activity (UDA)	0
17/18 Contracted orthodontic activity (UOA)	0
Carry forward orthodontic activity (UOA)	0
Baseline contract value	£31,947.01

ACCESS*

Patients seen in 24 months	Total	Change since previous quarter
Quarter ending June 2016	698	
Quarter ending September 2016	743	↑
Quarter ending December 2016	762	↑
Quarter ending March 2017	786	↑
Quarter ending June 2017	791	→
Variance since June 2016	13.3%	↑



ACTIVITY



Adjusted Scheduled Activity (UDA)		
Month	2017	2018
April	170	73
May	324	217
June	406	332
July	504	
August	639	
September	803	
October	890	
November	1,065	
December	1,162	
January	1,263	
February	1,363	
March	1,521	
April	1,567	
May	1,581	
June	1,581	

QUALITY

	Quantity	Base Number	Contract	AT	Region	England
% of FP17s for the same patient ID Re-attending within 3 months - Children	16	198	8.1%	9.4%	11.6%	12.0%
% of FP17s for the same patient ID Re-attending within 3 months - Adults	7	57	12.3%	15.1%	15.9%	16.0%
% of FP17s for the same patient ID Re-attending between 3 & 9 months - Children	130	198	65.7%	59.5%	60.4%	58.0%
% of FP17s for the same patient ID Re-attending between 3 & 9 months - Adults	32	57	56.1%	51.8%	52.3%	50.9%
% of FP17s for Band 1 Urgent Courses	7	225	3.1%	9.5%	9.5%	9.1%
% of FP17s Relating to Free Repair or Replacements	0	225	0.0%	0.6%	0.7%	0.8%
% of FP17s Relating to Continuations	3	225	1.3%	1.0%	1.0%	1.1%
% of Patients satisfied with the dentistry they have received	2	2	N/A	90.8%	91.9%	91.7%
% of Patients satisfied with the time they had to wait for an appointment	2	2	N/A	87.8%	88.0%	88.0%

* This is based on patients treated on this contract for their most recent course of treatment. Figures in italics indicate the base number of FP17s or Patient Questionnaire responses are less than 100. N/A is shown where the base number of responses is less than 10 during the period. % is calculated as Quantity/Base number*100

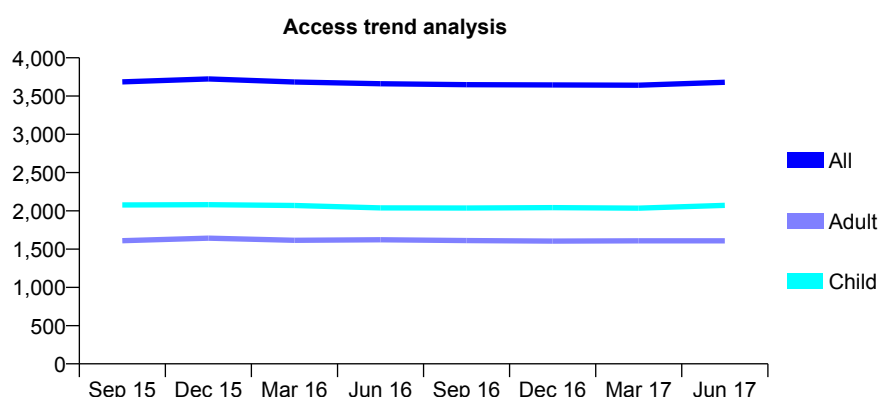
Q68 - Vital Signs At a Glance Contract Report for 193739/0001 - June 2017

Name or company name	Grand Avenue Dental Practice
Contract type name	GDS Contract
Purpose of contract	General
Contract start date	01/04/2006
Contract end date	

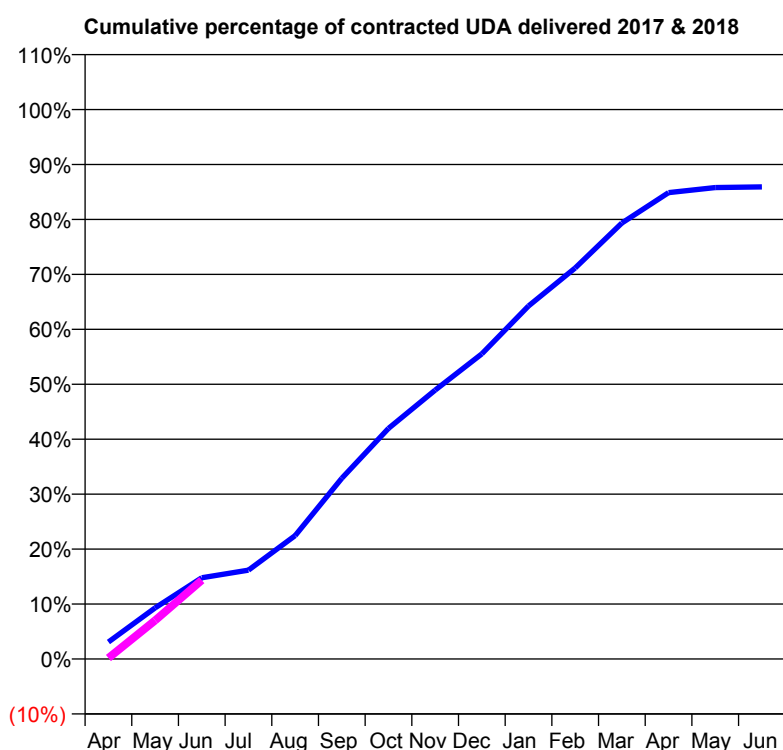
17/18 Contracted general activity (UDA)	7,425
Carry forward general activity (UDA)	0
17/18 Contracted orthodontic activity (UOA)	0
Carry forward orthodontic activity (UOA)	0
Baseline contract value	£160,828.34

ACCESS*

Patients seen in 24 months	Total	Change since previous quarter
Quarter ending June 2016	3,661	
Quarter ending September 2016	3,648	→
Quarter ending December 2016	3,646	→
Quarter ending March 2017	3,641	→
Quarter ending June 2017	3,680	→
Variance since June 2016	0.5%	→



ACTIVITY



Adjusted Scheduled Activity (UDA)		
Month	2017	2018
April	230	13
May	690	522
June	1,098	1,065
July	1,200	
August	1,668	
September	2,442	
October	3,117	
November	3,634	
December	4,124	
January	4,770	
February	5,284	
March	5,891	
April	6,303	
May	6,371	
June	6,380	

QUALITY

	Quantity	Base Number	Contract	AT	Region	England
% of FP17s for the same patient ID Re-attending within 3 months - Children	48	745	6.4%	9.4%	11.6%	12.0%
% of FP17s for the same patient ID Re-attending within 3 months - Adults	28	408	6.9%	15.1%	15.9%	16.0%
% of FP17s for the same patient ID Re-attending between 3 & 9 months - Children	467	745	62.7%	59.5%	60.4%	58.0%
% of FP17s for the same patient ID Re-attending between 3 & 9 months - Adults	254	408	62.3%	51.8%	52.3%	50.9%
% of FP17s for Band 1 Urgent Courses	46	823	5.6%	9.5%	9.5%	9.1%
% of FP17s Relating to Free Repair or Replacements	0	823	0.0%	0.6%	0.7%	0.8%
% of FP17s Relating to Continuations	3	823	0.4%	1.0%	1.0%	1.1%
% of Patients satisfied with the dentistry they have received	1	1	N/A	90.8%	91.9%	91.7%
% of Patients satisfied with the time they had to wait for an appointment	1	1	N/A	87.8%	88.0%	88.0%

* This is based on patients treated on this contract for their most recent course of treatment. Figures in italics indicate the base number of FP17s or Patient Questionnaire responses are less than 100. N/A is shown where the base number of responses is less than 10 during the period. % is calculated as Quantity/Base number*100

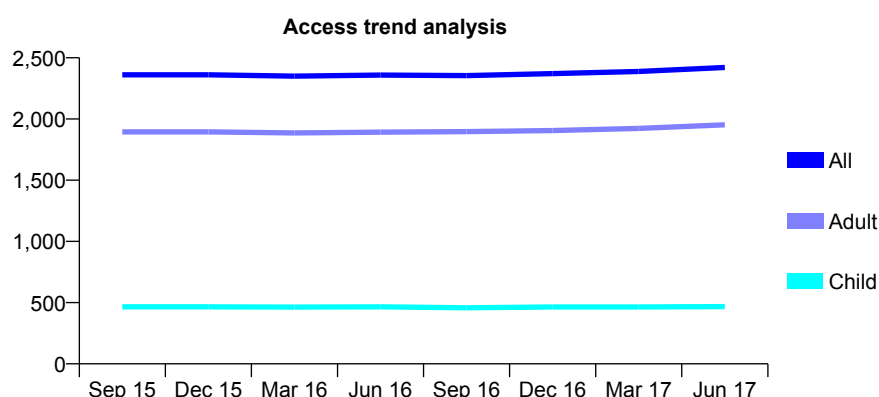
Q68 - Vital Signs At a Glance Contract Report for 193828/0001 - June 2017

Name or company name	Rottingdean Dental Care
Contract type name	GDS Contract
Purpose of contract	General
Contract start date	01/11/2009
Contract end date	

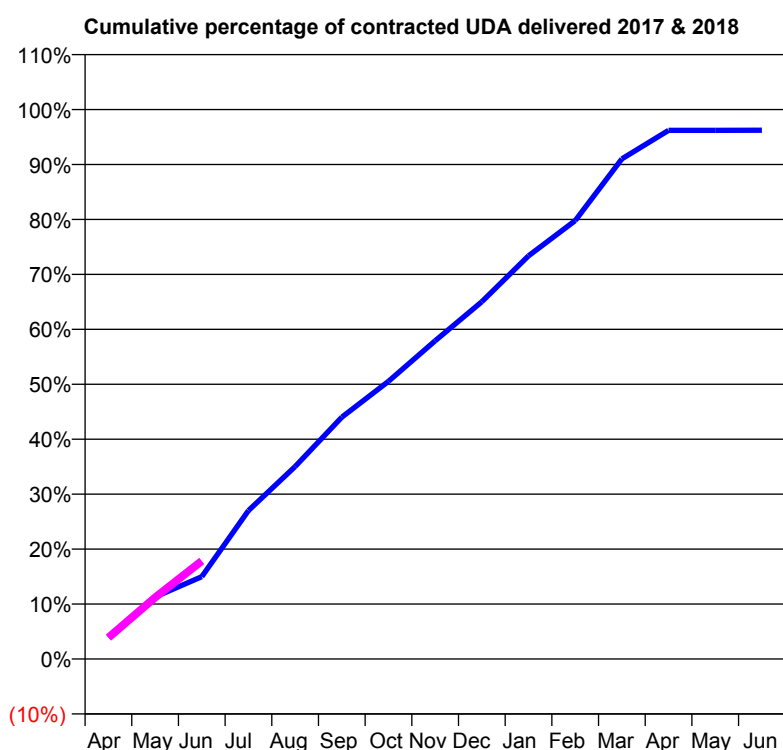
17/18 Contracted general activity (UDA)	8,000
Carry forward general activity (UDA)	0
17/18 Contracted orthodontic activity (UOA)	0
Carry forward orthodontic activity (UOA)	0
Baseline contract value	£204,541.84

ACCESS*

Patients seen in 24 months	Total	Change since previous quarter
Quarter ending June 2016	2,359	
Quarter ending September 2016	2,355	→
Quarter ending December 2016	2,371	→
Quarter ending March 2017	2,388	→
Quarter ending June 2017	2,421	→
Variance since June 2016	2.6%	↑



ACTIVITY



Adjusted Scheduled Activity (UDA)		
Month	2017	2018
April	316	312
May	903	897
June	1,198	1,429
July	2,161	
August	2,803	
September	3,522	
October	4,043	
November	4,633	
December	5,201	
January	5,870	
February	6,383	
March	7,282	
April	7,696	
May	7,697	
June	7,698	

QUALITY

	Quantity	Base Number	Contract	AT	Region	England
% of FP17s for the same patient ID Re-attending within 3 months - Children	16	189	8.5%	9.4%	11.6%	12.0%
% of FP17s for the same patient ID Re-attending within 3 months - Adults	158	783	20.2%	15.1%	15.9%	16.0%
% of FP17s for the same patient ID Re-attending between 3 & 9 months - Children	125	189	66.1%	59.5%	60.4%	58.0%
% of FP17s for the same patient ID Re-attending between 3 & 9 months - Adults	476	783	60.8%	51.8%	52.3%	50.9%
% of FP17s for Band 1 Urgent Courses	44	776	5.7%	9.5%	9.5%	9.1%
% of FP17s Relating to Free Repair or Replacements	20	776	2.6%	0.6%	0.7%	0.8%
% of FP17s Relating to Continuations	6	776	0.8%	1.0%	1.0%	1.1%
% of Patients satisfied with the dentistry they have received	5	5	N/A	90.8%	91.9%	91.7%
% of Patients satisfied with the time they had to wait for an appointment	4	5	N/A	87.8%	88.0%	88.0%

* This is based on patients treated on this contract for their most recent course of treatment. Figures in italics indicate the base number of FP17s or Patient Questionnaire responses are less than 100. N/A is shown where the base number of responses is less than 10 during the period. % is calculated as Quantity/Base number*100

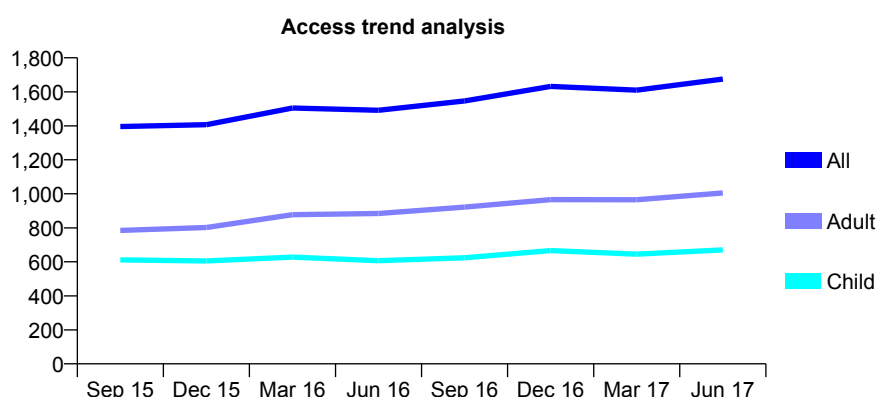
Q68 - Vital Signs At a Glance Contract Report for 194883/0001 - June 2017

Name or company name	Church Road Dental Care
Contract type name	GDS Contract
Purpose of contract	General
Contract start date	01/04/2013
Contract end date	

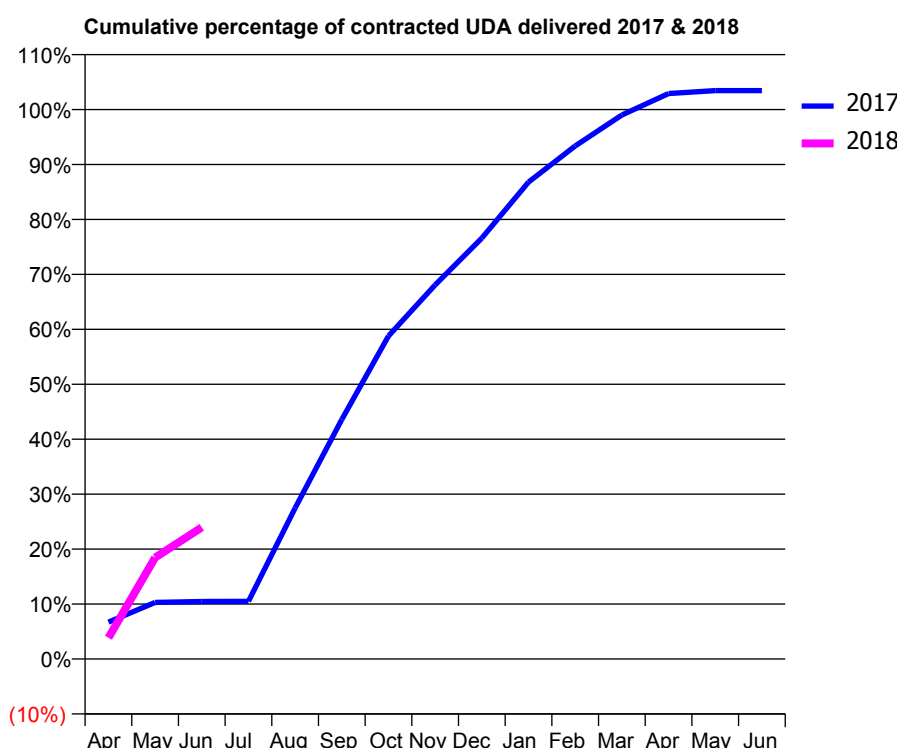
17/18 Contracted general activity (UDA)	3,438
Carry forward general activity (UDA)	0
17/18 Contracted orthodontic activity (UOA)	0
Carry forward orthodontic activity (UOA)	0
Baseline contract value	£82,034.92

ACCESS*

Patients seen in 24 months	Total	Change since previous quarter
Quarter ending June 2016	1,491	
Quarter ending September 2016	1,546	↑
Quarter ending December 2016	1,632	↑
Quarter ending March 2017	1,610	↓
Quarter ending June 2017	1,675	↑
Variance since June 2016	12.3%	↑



ACTIVITY



Adjusted Scheduled Activity (UDA)		
Month	2017	2018
April	231	133
May	354	635
June	360	824
July	361	
August	945	
September	1,499	
October	2,021	
November	2,340	
December	2,634	
January	2,984	
February	3,210	
March	3,404	
April	3,538	
May	3,556	
June	3,556	

QUALITY

	Quantity	Base Number	Contract	AT	Region	England
% of FP17s for the same patient ID Re-attending within 3 months - Children	6	241	2.5%	9.4%	11.6%	12.0%
% of FP17s for the same patient ID Re-attending within 3 months - Adults	21	270	7.8%	15.1%	15.9%	16.0%
% of FP17s for the same patient ID Re-attending between 3 & 9 months - Children	110	241	45.6%	59.5%	60.4%	58.0%
% of FP17s for the same patient ID Re-attending between 3 & 9 months - Adults	105	270	38.9%	51.8%	52.3%	50.9%
% of FP17s for Band 1 Urgent Courses	19	452	4.2%	9.5%	9.5%	9.1%
% of FP17s Relating to Free Repair or Replacements	0	452	0.0%	0.6%	0.7%	0.8%
% of FP17s Relating to Continuations	1	452	0.2%	1.0%	1.0%	1.1%
% of Patients satisfied with the dentistry they have received	1	1	N/A	90.8%	91.9%	91.7%
% of Patients satisfied with the time they had to wait for an appointment	1	1	N/A	87.8%	88.0%	88.0%

* This is based on patients treated on this contract for their most recent course of treatment. Figures in italics indicate the base number of FP17s or Patient Questionnaire responses are less than 100. N/A is shown where the base number of responses is less than 10 during the period. % is calculated as Quantity/Base number*100

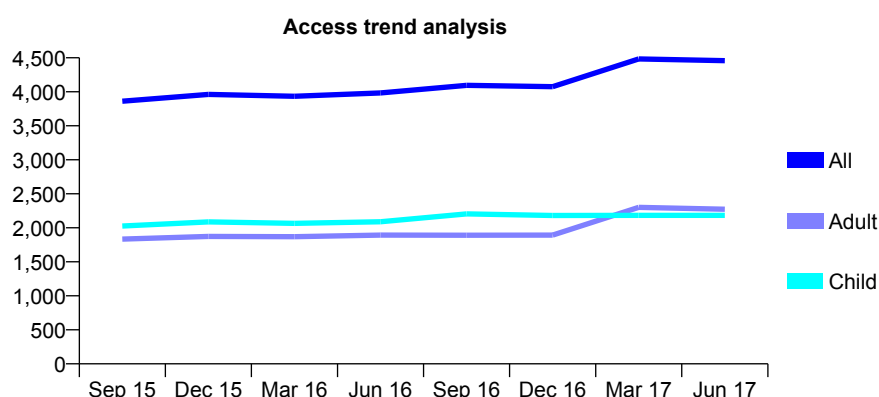
Q68 - Vital Signs At a Glance Contract Report for 195138/0001 - June 2017

Name or company name	Mr Manish Patel & Mrs Preeti Patel
Contract type name	GDS Contract
Purpose of contract	General
Contract start date	16/01/2012
Contract end date	

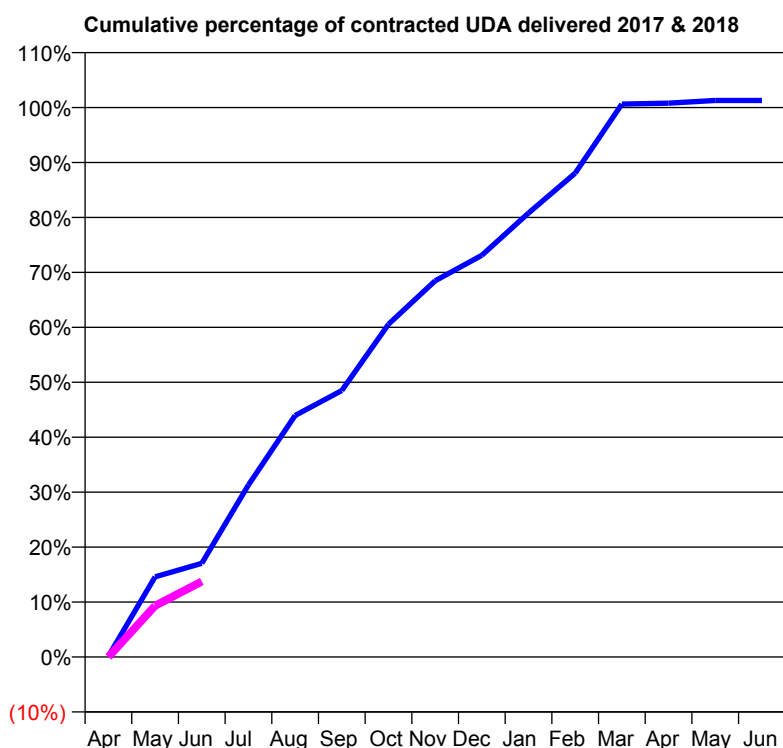
17/18 Contracted general activity (UDA)	15,000
Carry forward general activity (UDA)	0
17/18 Contracted orthodontic activity (UOA)	0
Carry forward orthodontic activity (UOA)	0
Baseline contract value	£402,183.90

ACCESS*

Patients seen in 24 months	Total	Change since previous quarter
Quarter ending June 2016	3,983	
Quarter ending September 2016	4,095	↑
Quarter ending December 2016	4,076	→
Quarter ending March 2017	4,484	↑
Quarter ending June 2017	4,458	→
Variance since June 2016	11.9%	↑



ACTIVITY



Month	Adjusted Scheduled Activity (UDA)	
	2017	2018
April	26	0
May	2,190	1,400
June	2,558	2,061
July	4,698	
August	6,595	
September	7,276	
October	9,085	
November	10,272	
December	10,967	
January	12,120	
February	13,207	
March	15,095	
April	15,119	
May	15,190	
June	15,193	

QUALITY

	Quantity	Base Number	Contract	AT	Region	England
% of FP17s for the same patient ID Re-attending within 3 months - Children	21	441	4.8%	9.4%	11.6%	12.0%
% of FP17s for the same patient ID Re-attending within 3 months - Adults	23	298	7.7%	15.1%	15.9%	16.0%
% of FP17s for the same patient ID Re-attending between 3 & 9 months - Children	152	441	34.5%	59.5%	60.4%	58.0%
% of FP17s for the same patient ID Re-attending between 3 & 9 months - Adults	96	298	32.2%	51.8%	52.3%	50.9%
% of FP17s for Band 1 Urgent Courses	29	694	4.2%	9.5%	9.5%	9.1%
% of FP17s Relating to Free Repair or Replacements	0	694	0.0%	0.6%	0.7%	0.8%
% of FP17s Relating to Continuations	6	694	0.9%	1.0%	1.0%	1.1%
% of Patients satisfied with the dentistry they have received	3	3	N/A	90.8%	91.9%	91.7%
% of Patients satisfied with the time they had to wait for an appointment	3	3	N/A	87.8%	88.0%	88.0%

* This is based on patients treated on this contract for their most recent course of treatment. Figures in italics indicate the base number of FP17s or Patient Questionnaire responses are less than 100. N/A is shown where the base number of responses is less than 10 during the period. % is calculated as Quantity/Base number*100

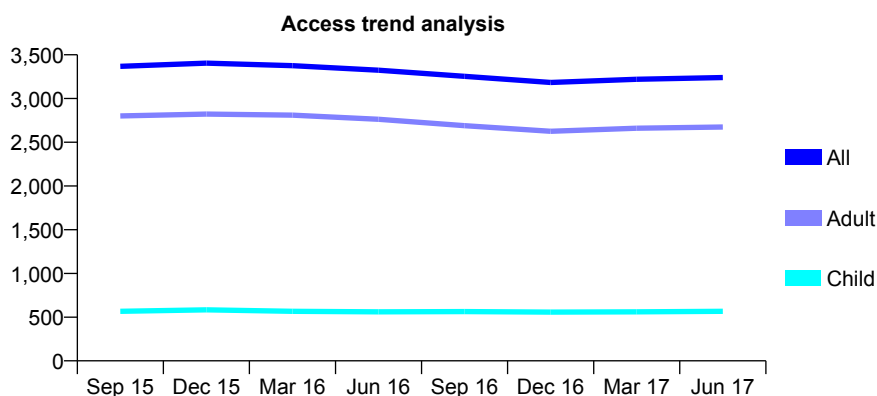
Q68 - Vital Signs At a Glance Contract Report for 195553/0001 - June 2017

Name or company name	Dr Satnam Louis Limited
Contract type name	GDS Contract
Purpose of contract	General
Contract start date	01/04/2010
Contract end date	

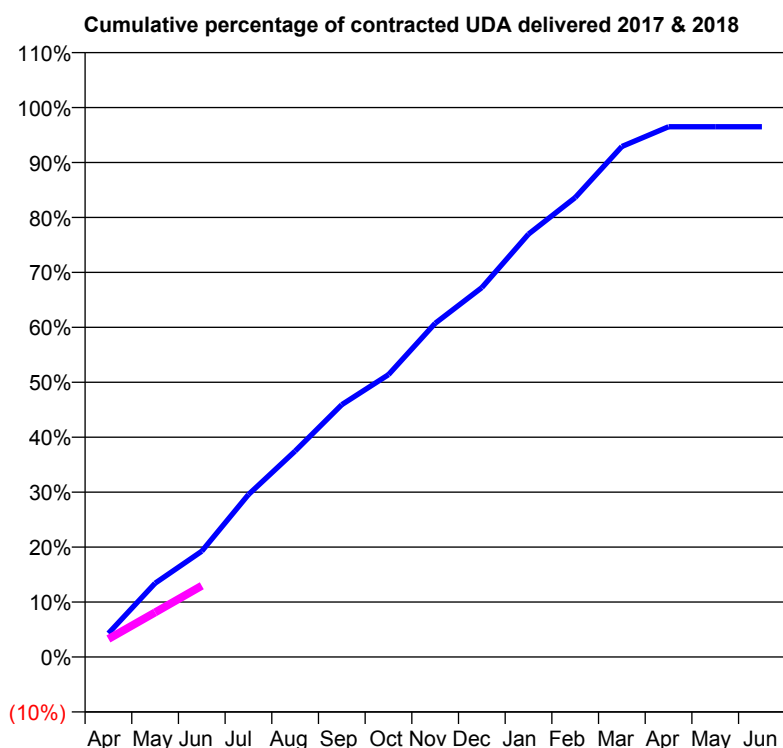
17/18 Contracted general activity (UDA)	11,000
Carry forward general activity (UDA)	0
17/18 Contracted orthodontic activity (UOA)	0
Carry forward orthodontic activity (UOA)	0
Baseline contract value	£337,385.85

ACCESS*

Patients seen in 24 months	Total	Change since previous quarter
Quarter ending June 2016	3,324	
Quarter ending September 2016	3,253	↓
Quarter ending December 2016	3,183	↓
Quarter ending March 2017	3,220	→
Quarter ending June 2017	3,240	→
Variance since June 2016	(2.5%)	↓



ACTIVITY



Adjusted Scheduled Activity (UDA)		
Month	2017	2018
April	473	361
May	1,477	892
June	2,118	1,428
July	3,253	
August	4,122	
September	5,051	
October	5,652	
November	6,680	
December	7,395	
January	8,466	
February	9,198	
March	10,218	
April	10,616	
May	10,615	
June	10,615	

QUALITY

	Quantity	Base Number	Contract	AT	Region	England
% of FP17s for the same patient ID Re-attending within 3 months - Children	7	159	4.4%	9.4%	11.6%	12.0%
% of FP17s for the same patient ID Re-attending within 3 months - Adults	93	807	11.5%	15.1%	15.9%	16.0%
% of FP17s for the same patient ID Re-attending between 3 & 9 months - Children	93	159	58.5%	59.5%	60.4%	58.0%
% of FP17s for the same patient ID Re-attending between 3 & 9 months - Adults	488	807	60.5%	51.8%	52.3%	50.9%
% of FP17s for Band 1 Urgent Courses	53	813	6.5%	9.5%	9.5%	9.1%
% of FP17s Relating to Free Repair or Replacements	6	813	0.7%	0.6%	0.7%	0.8%
% of FP17s Relating to Continuations	8	813	1.0%	1.0%	1.0%	1.1%
% of Patients satisfied with the dentistry they have received	11	11	100.0%	90.8%	91.9%	91.7%
% of Patients satisfied with the time they had to wait for an appointment	11	11	100.0%	87.8%	88.0%	88.0%

* This is based on patients treated on this contract for their most recent course of treatment. Figures in italics indicate the base number of FP17s or Patient Questionnaire responses are less than 100. N/A is shown where the base number of responses is less than 10 during the period. % is calculated as Quantity/Base number*100

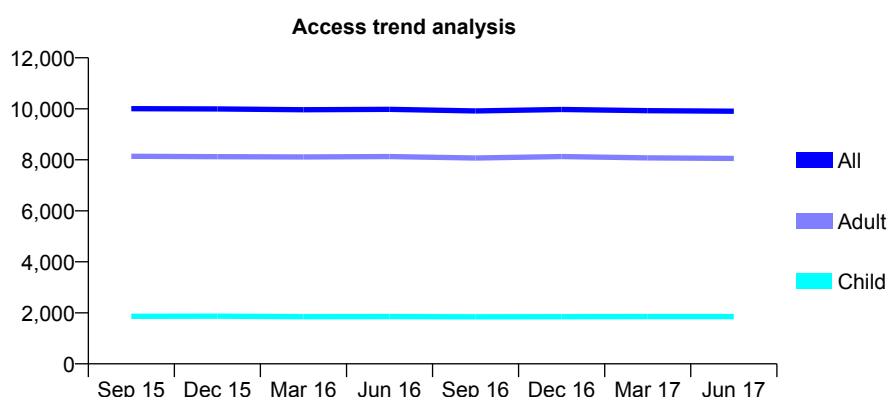
Q68 - Vital Signs At a Glance Contract Report for 197440/0001 - June 2017

Name or company name	Hinal Patel and Shivali Patel
Contract type name	GDS Contract
Purpose of contract	General
Contract start date	01/10/2010
Contract end date	

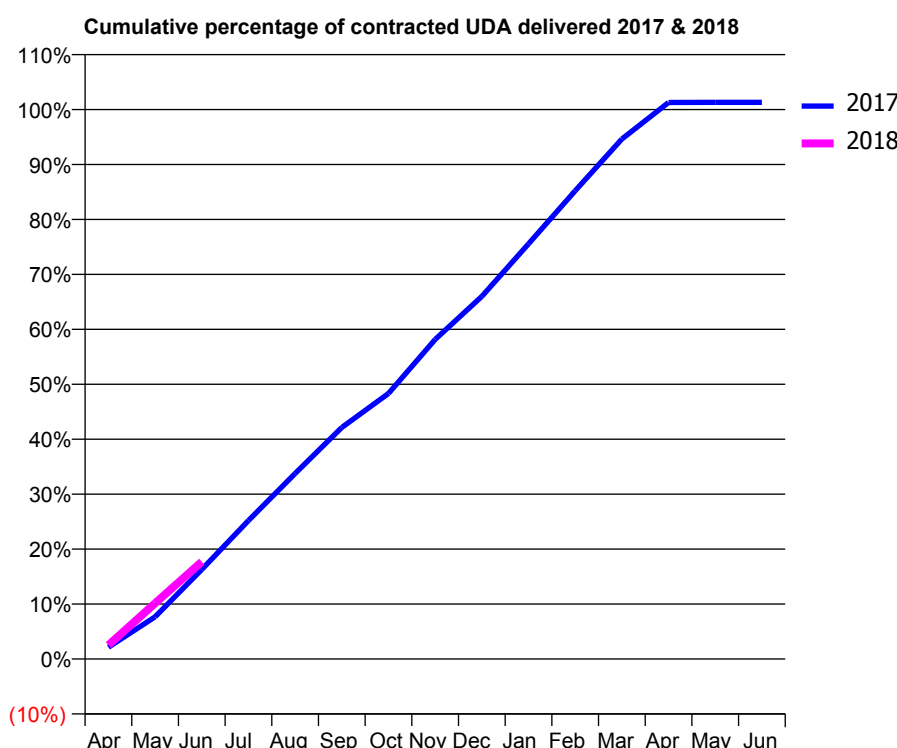
17/18 Contracted general activity (UDA)	28,271
Carry forward general activity (UDA)	0
17/18 Contracted orthodontic activity (UOA)	0
Carry forward orthodontic activity (UOA)	0
Baseline contract value	£636,389.23

ACCESS*

Patients seen in 24 months	Total	Change since previous quarter
Quarter ending June 2016	9,979	
Quarter ending September 2016	9,914	→
Quarter ending December 2016	9,976	→
Quarter ending March 2017	9,926	→
Quarter ending June 2017	9,907	→
Variance since June 2016	(0.7%)	→



ACTIVITY



Month	Adjusted Scheduled Activity (UDA)	
	2017	2018
April	608	714
May	2,174	2,870
June	4,607	5,007
July	7,125	
August	9,545	
September	11,912	
October	13,663	
November	16,438	
December	18,658	
January	21,363	
February	24,092	
March	26,753	
April	28,635	
May	28,637	
June	28,638	

QUALITY

	Quantity	Base Number	Contract	AT	Region	England
% of FP17s for the same patient ID Re-attending within 3 months - Children	44	648	6.8%	9.4%	11.6%	12.0%
% of FP17s for the same patient ID Re-attending within 3 months - Adults	415	2,744	15.1%	15.1%	15.9%	16.0%
% of FP17s for the same patient ID Re-attending between 3 & 9 months - Children	406	648	62.7%	59.5%	60.4%	58.0%
% of FP17s for the same patient ID Re-attending between 3 & 9 months - Adults	1,576	2,744	57.4%	51.8%	52.3%	50.9%
% of FP17s for Band 1 Urgent Courses	176	2,628	6.7%	9.5%	9.5%	9.1%
% of FP17s Relating to Free Repair or Replacements	20	2,628	0.8%	0.6%	0.7%	0.8%
% of FP17s Relating to Continuations	89	2,628	3.4%	1.0%	1.0%	1.1%
% of Patients satisfied with the dentistry they have received	26	29	89.7%	90.8%	91.9%	91.7%
% of Patients satisfied with the time they had to wait for an appointment	23	29	79.3%	87.8%	88.0%	88.0%

* This is based on patients treated on this contract for their most recent course of treatment. Figures in italics indicate the base number of FP17s or Patient Questionnaire responses are less than 100. N/A is shown where the base number of responses is less than 10 during the period. % is calculated as Quantity/Base number*100

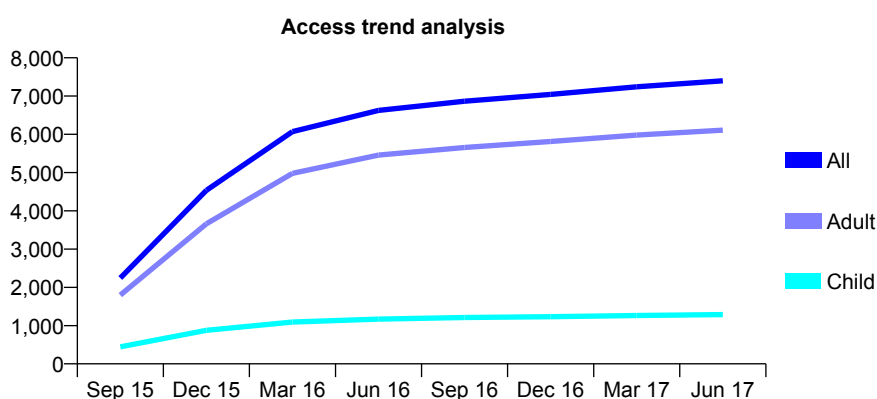
Q68 - Vital Signs At a Glance Contract Report for 198374/0001 - June 2017

Name or company name	The Brassey Avenue Dental Practice Partn
Contract type name	GDS Contract
Purpose of contract	General
Contract start date	01/07/2015
Contract end date	

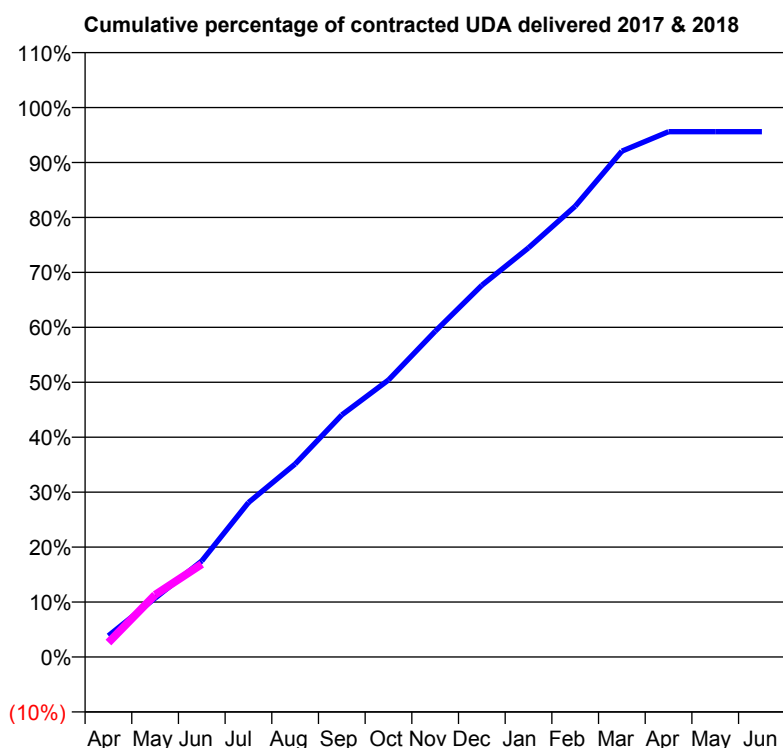
17/18 Contracted general activity (UDA)	18,773
Carry forward general activity (UDA)	0
17/18 Contracted orthodontic activity (UOA)	0
Carry forward orthodontic activity (UOA)	0
Baseline contract value	£419,500.39

ACCESS*

Patients seen in 24 months	Total	Change since previous quarter
Quarter ending June 2016	6,626	
Quarter ending September 2016	6,867	↑
Quarter ending December 2016	7,043	↑
Quarter ending March 2017	7,243	↑
Quarter ending June 2017	7,398	↑
Variance since June 2016	11.7%	↑



ACTIVITY



Adjusted Scheduled Activity (UDA)		
Month	2017	2018
April	727	495
May	2,010	2,126
June	3,280	3,175
July	5,276	
August	6,594	
September	8,272	
October	9,465	
November	11,129	
December	12,699	
January	13,978	
February	15,400	
March	17,283	
April	17,948	
May	17,949	
June	17,947	

QUALITY

	Quantity	Base Number	Contract	AT	Region	England
% of FP17s for the same patient ID Re-attending within 3 months - Children	21	403	5.2%	9.4%	11.6%	12.0%
% of FP17s for the same patient ID Re-attending within 3 months - Adults	202	1,812	11.1%	15.1%	15.9%	16.0%
% of FP17s for the same patient ID Re-attending between 3 & 9 months - Children	237	403	58.8%	59.5%	60.4%	58.0%
% of FP17s for the same patient ID Re-attending between 3 & 9 months - Adults	824	1,812	45.5%	51.8%	52.3%	50.9%
% of FP17s for Band 1 Urgent Courses	169	1,857	9.1%	9.5%	9.5%	9.1%
% of FP17s Relating to Free Repair or Replacements	7	1,857	0.4%	0.6%	0.7%	0.8%
% of FP17s Relating to Continuations	22	1,857	1.2%	1.0%	1.0%	1.1%
% of Patients satisfied with the dentistry they have received	15	15	100.0%	90.8%	91.9%	91.7%
% of Patients satisfied with the time they had to wait for an appointment	12	15	80.0%	87.8%	88.0%	88.0%

* This is based on patients treated on this contract for their most recent course of treatment. Figures in italics indicate the base number of FP17s or Patient Questionnaire responses are less than 100. N/A is shown where the base number of responses is less than 10 during the period. % is calculated as Quantity/Base number*100

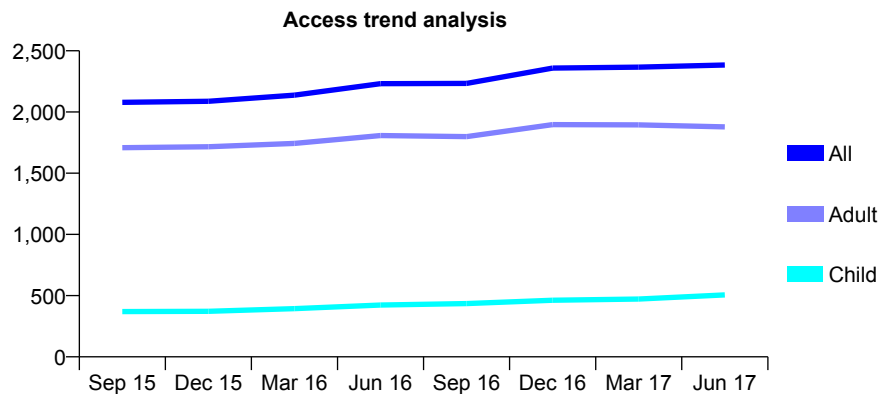
Q68 - Vital Signs At a Glance Contract Report for 198420/0001 - June 2017

Name or company name	Eaton Road Dental Practice Ltd
Contract type name	GDS Contract
Purpose of contract	General
Contract start date	01/10/2007
Contract end date	

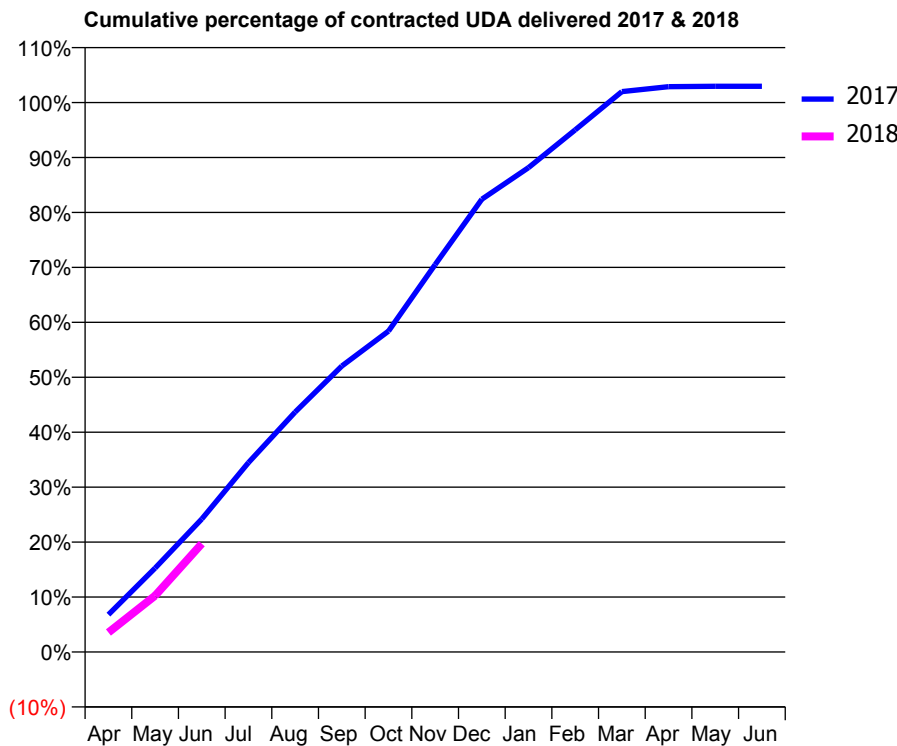
17/18 Contracted general activity (UDA)	4,243
Carry forward general activity (UDA)	0
17/18 Contracted orthodontic activity (UOA)	0
Carry forward orthodontic activity (UOA)	0
Baseline contract value	£133,241.89

ACCESS*

Patients seen in 24 months	Total	Change since previous quarter
Quarter ending June 2016	2,231	
Quarter ending September 2016	2,234	→
Quarter ending December 2016	2,359	↑
Quarter ending March 2017	2,367	→
Quarter ending June 2017	2,384	→
Variance since June 2016	6.9%	↑



ACTIVITY



Adjusted Scheduled Activity (UDA)		
Month	2017	2018
April	289	151
May	648	435
June	1,027	836
July	1,463	
August	1,853	
September	2,208	
October	2,478	
November	2,991	
December	3,496	
January	3,740	
February	4,032	
March	4,327	
April	4,365	
May	4,368	
June	4,368	

QUALITY

	Quantity	Base Number	Contract	AT	Region	England
% of FP17s for the same patient ID Re-attending within 3 months - Children	1	112	0.9%	9.4%	11.6%	12.0%
% of FP17s for the same patient ID Re-attending within 3 months - Adults	9	339	2.7%	15.1%	15.9%	16.0%
% of FP17s for the same patient ID Re-attending between 3 & 9 months - Children	24	112	21.4%	59.5%	60.4%	58.0%
% of FP17s for the same patient ID Re-attending between 3 & 9 months - Adults	77	339	22.7%	51.8%	52.3%	50.9%
% of FP17s for Band 1 Urgent Courses	22	427	5.2%	9.5%	9.5%	9.1%
% of FP17s Relating to Free Repair or Replacements	0	427	0.0%	0.6%	0.7%	0.8%
% of FP17s Relating to Continuations	1	427	0.2%	1.0%	1.0%	1.1%
% of Patients satisfied with the dentistry they have received	2	2	N/A	90.8%	91.9%	91.7%
% of Patients satisfied with the time they had to wait for an appointment	2	2	N/A	87.8%	88.0%	88.0%

* This is based on patients treated on this contract for their most recent course of treatment. Figures in italics indicate the base number of FP17s or Patient Questionnaire responses are less than 100. N/A is shown where the base number of responses is less than 10 during the period. % is calculated as Quantity/Base number*100

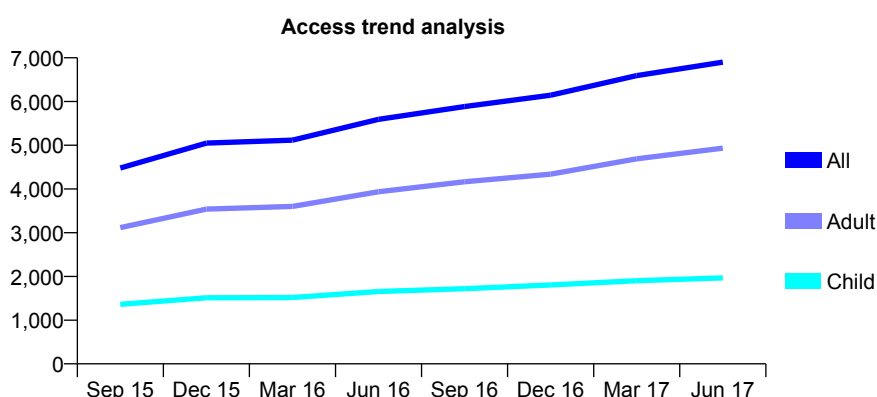
Q68 - Vital Signs At a Glance Contract Report for 198684/0002 - June 2017

Name or company name	Mr Michael Frank Lee and Mr Bahader Sing
Contract type name	GDS Contract
Purpose of contract	General
Contract start date	01/05/2014
Contract end date	

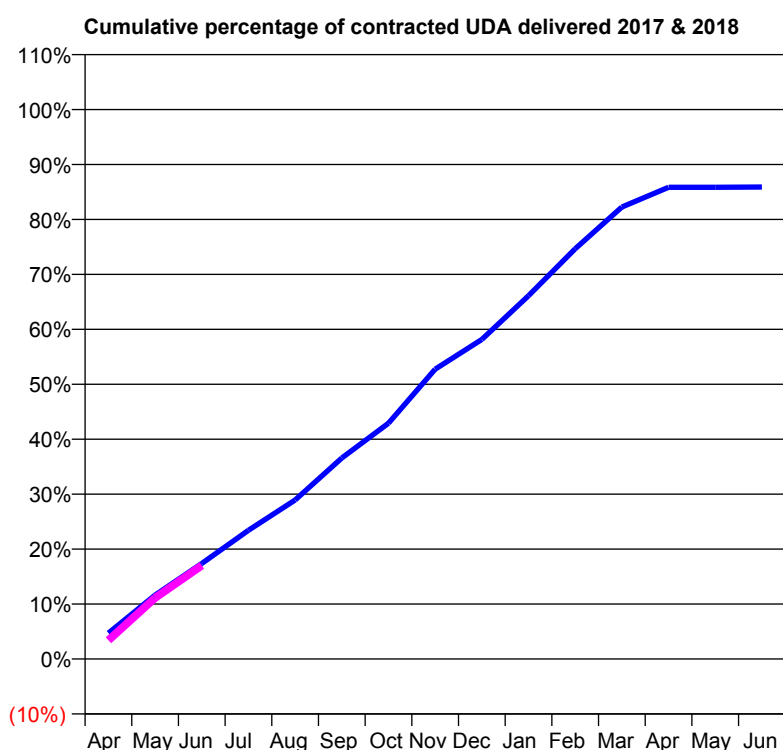
17/18 Contracted general activity (UDA)	16,283
Carry forward general activity (UDA)	0
17/18 Contracted orthodontic activity (UOA)	0
Carry forward orthodontic activity (UOA)	0
Baseline contract value	£422,732.39

ACCESS*

Patients seen in 24 months	Total	Change since previous quarter
Quarter ending June 2016	5,591	
Quarter ending September 2016	5,884	↑
Quarter ending December 2016	6,143	↑
Quarter ending March 2017	6,592	↑
Quarter ending June 2017	6,901	↑
Variance since June 2016	23.4%	↑



ACTIVITY



Adjusted Scheduled Activity (UDA)		
Month	2017	2018
April	768	556
May	1,896	1,813
June	2,833	2,774
July	3,817	
August	4,713	
September	5,957	
October	6,988	
November	8,587	
December	9,470	
January	10,765	
February	12,157	
March	13,392	
April	13,979	
May	13,978	
June	13,987	

QUALITY

	Quantity	Base Number	Contract	AT	Region	England
% of FP17s for the same patient ID Re-attending within 3 months - Children	59	790	7.5%	9.4%	11.6%	12.0%
% of FP17s for the same patient ID Re-attending within 3 months - Adults	257	1,660	15.5%	15.1%	15.9%	16.0%
% of FP17s for the same patient ID Re-attending between 3 & 9 months - Children	514	790	65.1%	59.5%	60.4%	58.0%
% of FP17s for the same patient ID Re-attending between 3 & 9 months - Adults	808	1,660	48.7%	51.8%	52.3%	50.9%
% of FP17s for Band 1 Urgent Courses	203	1,879	10.8%	9.5%	9.5%	9.1%
% of FP17s Relating to Free Repair or Replacements	1	1,879	0.1%	0.6%	0.7%	0.8%
% of FP17s Relating to Continuations	5	1,879	0.3%	1.0%	1.0%	1.1%
% of Patients satisfied with the dentistry they have received	14	14	100.0%	90.8%	91.9%	91.7%
% of Patients satisfied with the time they had to wait for an appointment	11	14	78.6%	87.8%	88.0%	88.0%

* This is based on patients treated on this contract for their most recent course of treatment. Figures in italics indicate the base number of FP17s or Patient Questionnaire responses are less than 100. N/A is shown where the base number of responses is less than 10 during the period. % is calculated as Quantity/Base number*100

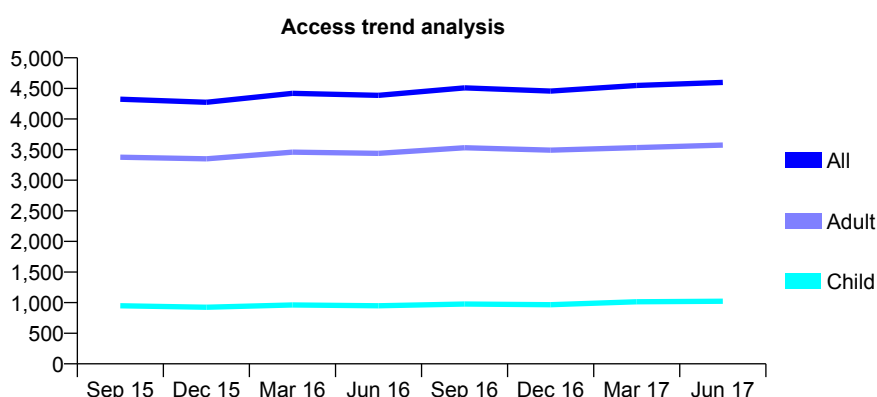
Q68 - Vital Signs At a Glance Contract Report for 199028/0001 - June 2017

Name or company name	HARTLEY DENTAL LIMITED
Contract type name	GDS Contract
Purpose of contract	General
Contract start date	01/09/2008
Contract end date	

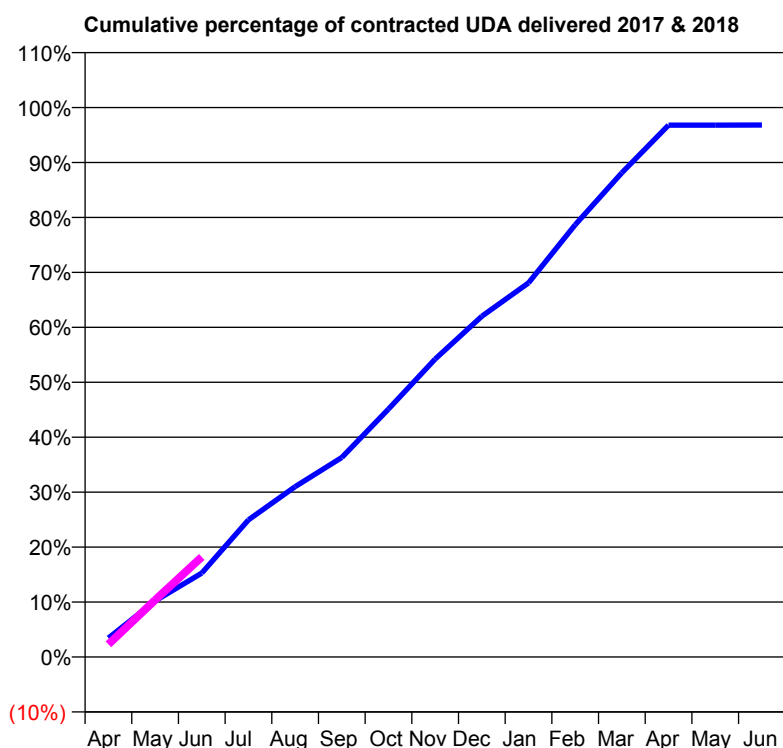
17/18 Contracted general activity (UDA)	16,250
Carry forward general activity (UDA)	0
17/18 Contracted orthodontic activity (UOA)	0
Carry forward orthodontic activity (UOA)	0
Baseline contract value	£372,003.49

ACCESS*

Patients seen in 24 months	Total	Change since previous quarter
Quarter ending June 2016	4,386	
Quarter ending September 2016	4,508	↑
Quarter ending December 2016	4,457	↓
Quarter ending March 2017	4,547	↑
Quarter ending June 2017	4,598	→
Variance since June 2016	4.8%	↑



ACTIVITY



Adjusted Scheduled Activity (UDA)		
Month	2017	2018
April	560	377
May	1,658	1,687
June	2,484	2,958
July	4,055	
August	5,038	
September	5,900	
October	7,333	
November	8,811	
December	10,077	
January	11,061	
February	12,782	
March	14,322	
April	15,727	
May	15,729	
June	15,732	

QUALITY

	Quantity	Base Number	Contract	AT	Region	England
% of FP17s for the same patient ID Re-attending within 3 months - Children	24	368	6.5%	9.4%	11.6%	12.0%
% of FP17s for the same patient ID Re-attending within 3 months - Adults	167	1,275	13.1%	15.1%	15.9%	16.0%
% of FP17s for the same patient ID Re-attending between 3 & 9 months - Children	219	368	59.5%	59.5%	60.4%	58.0%
% of FP17s for the same patient ID Re-attending between 3 & 9 months - Adults	624	1,275	48.9%	51.8%	52.3%	50.9%
% of FP17s for Band 1 Urgent Courses	85	1,247	6.8%	9.5%	9.5%	9.1%
% of FP17s Relating to Free Repair or Replacements	14	1,247	1.1%	0.6%	0.7%	0.8%
% of FP17s Relating to Continuations	10	1,247	0.8%	1.0%	1.0%	1.1%
% of Patients satisfied with the dentistry they have received	13	15	86.7%	90.8%	91.9%	91.7%
% of Patients satisfied with the time they had to wait for an appointment	14	15	93.3%	87.8%	88.0%	88.0%

* This is based on patients treated on this contract for their most recent course of treatment. Figures in italics indicate the base number of FP17s or Patient Questionnaire responses are less than 100. N/A is shown where the base number of responses is less than 10 during the period. % is calculated as Quantity/Base number*100

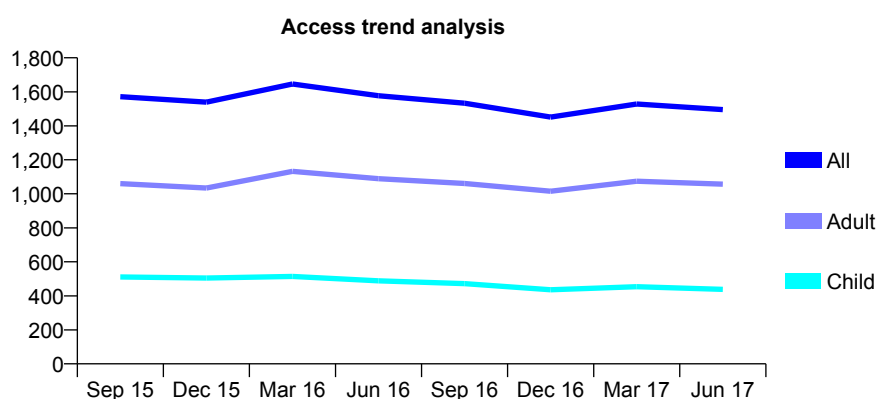
Q68 - Vital Signs At a Glance Contract Report for 199370/0001 - June 2017

Name or company name	Pittham Dental Ltd
Contract type name	GDS Contract
Purpose of contract	General
Contract start date	01/09/2007
Contract end date	

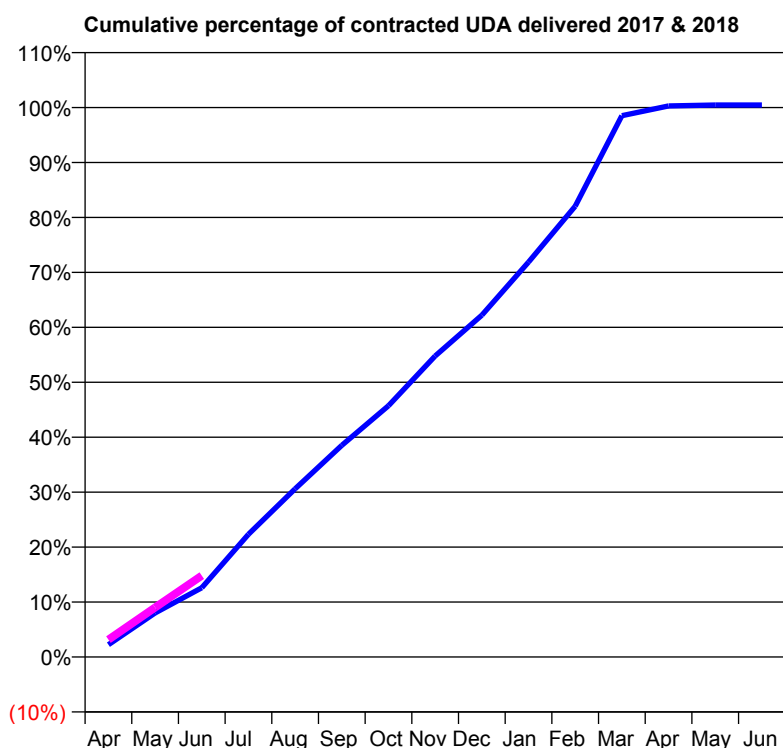
17/18 Contracted general activity (UDA)	4,800
Carry forward general activity (UDA)	0
17/18 Contracted orthodontic activity (UOA)	0
Carry forward orthodontic activity (UOA)	0
Baseline contract value	£103,175.74

ACCESS*

Patients seen in 24 months	Total	Change since previous quarter
Quarter ending June 2016	1,577	
Quarter ending September 2016	1,533	↓
Quarter ending December 2016	1,451	↓
Quarter ending March 2017	1,528	↑
Quarter ending June 2017	1,495	↓
Variance since June 2016	(5.2%)	↓



ACTIVITY



Adjusted Scheduled Activity (UDA)		
Month	2017	2018
April	108	152
May	385	432
June	605	711
July	1,073	
August	1,469	
September	1,849	
October	2,195	
November	2,630	
December	2,986	
January	3,450	
February	3,938	
March	4,728	
April	4,814	
May	4,821	
June	4,821	

QUALITY

	Quantity	Base Number	Contract	AT	Region	England
% of FP17s for the same patient ID Re-attending within 3 months - Children	12	133	9.0%	9.4%	11.6%	12.0%
% of FP17s for the same patient ID Re-attending within 3 months - Adults	49	293	16.7%	15.1%	15.9%	16.0%
% of FP17s for the same patient ID Re-attending between 3 & 9 months - Children	93	133	69.9%	59.5%	60.4%	58.0%
% of FP17s for the same patient ID Re-attending between 3 & 9 months - Adults	181	293	61.8%	51.8%	52.3%	50.9%
% of FP17s for Band 1 Urgent Courses	27	364	7.4%	9.5%	9.5%	9.1%
% of FP17s Relating to Free Repair or Replacements	2	364	0.5%	0.6%	0.7%	0.8%
% of FP17s Relating to Continuations	4	364	1.1%	1.0%	1.0%	1.1%
% of Patients satisfied with the dentistry they have received	0	0	N/A	90.8%	91.9%	91.7%
% of Patients satisfied with the time they had to wait for an appointment	0	0	N/A	87.8%	88.0%	88.0%

* This is based on patients treated on this contract for their most recent course of treatment. Figures in italics indicate the base number of FP17s or Patient Questionnaire responses are less than 100. N/A is shown where the base number of responses is less than 10 during the period. % is calculated as Quantity/Base number*100

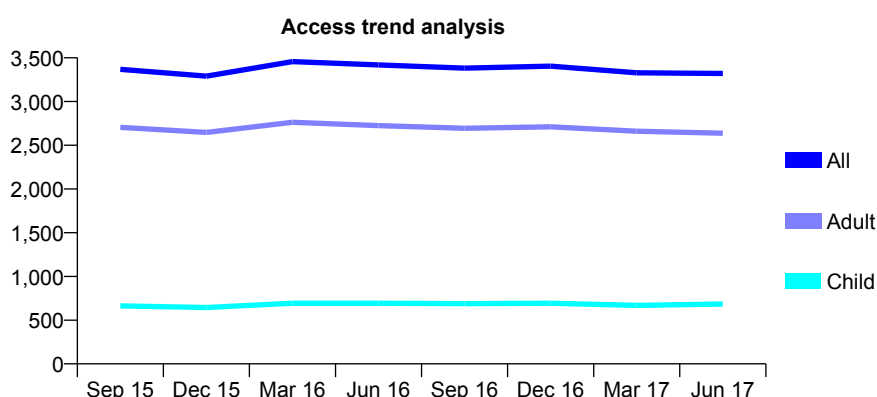
Q68 - Vital Signs At a Glance Contract Report for 199389/0001 - June 2017

Name or company name	Pure Dental Surgery Limited
Contract type name	GDS Contract
Purpose of contract	General
Contract start date	01/05/2012
Contract end date	

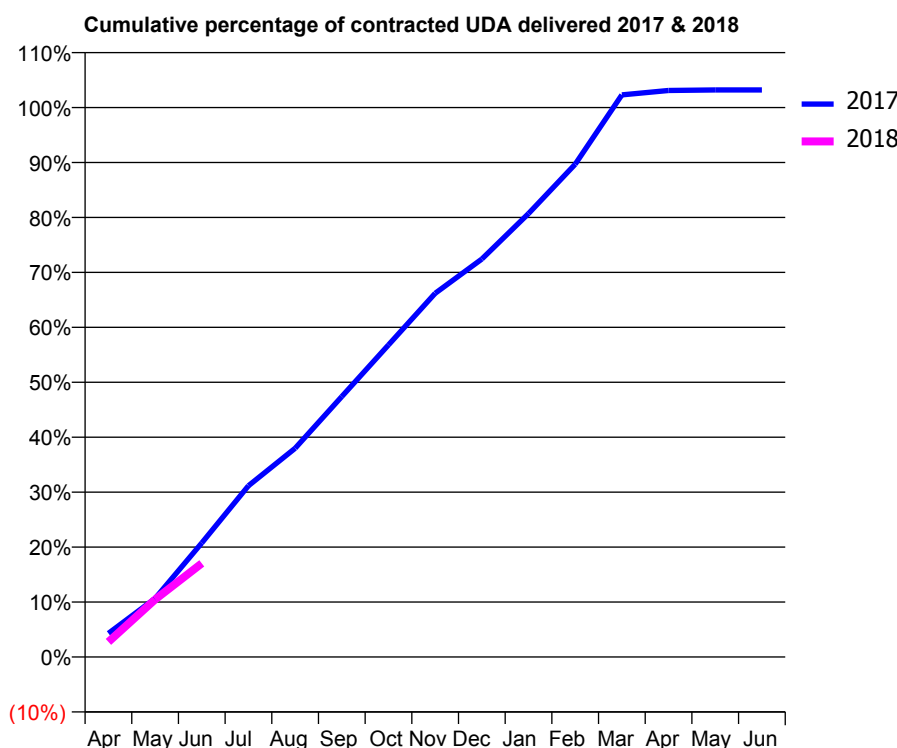
17/18 Contracted general activity (UDA)	11,066
Carry forward general activity (UDA)	0
17/18 Contracted orthodontic activity (UOA)	0
Carry forward orthodontic activity (UOA)	0
Baseline contract value	£255,605.53

ACCESS*

Patients seen in 24 months	Total	Change since previous quarter
Quarter ending June 2016	3,418	
Quarter ending September 2016	3,382	↓
Quarter ending December 2016	3,404	→
Quarter ending March 2017	3,329	↓
Quarter ending June 2017	3,321	→
Variance since June 2016	(2.8%)	↓



ACTIVITY



Month	Adjusted Scheduled Activity (UDA)	
	2017	2018
April	477	304
May	1,180	1,158
June	2,297	1,885
July	3,450	
August	4,203	
September	5,246	
October	6,286	
November	7,325	
December	8,015	
January	8,931	
February	9,925	
March	11,320	
April	11,408	
May	11,420	
June	11,420	

QUALITY

	Quantity	Base Number	Contract	AT	Region	England
% of FP17s for the same patient ID Re-attending within 3 months - Children	13	246	5.3%	9.4%	11.6%	12.0%
% of FP17s for the same patient ID Re-attending within 3 months - Adults	111	847	13.1%	15.1%	15.9%	16.0%
% of FP17s for the same patient ID Re-attending between 3 & 9 months - Children	164	246	66.7%	59.5%	60.4%	58.0%
% of FP17s for the same patient ID Re-attending between 3 & 9 months - Adults	567	847	66.9%	51.8%	52.3%	50.9%
% of FP17s for Band 1 Urgent Courses	52	1,059	4.9%	9.5%	9.5%	9.1%
% of FP17s Relating to Free Repair or Replacements	3	1,059	0.3%	0.6%	0.7%	0.8%
% of FP17s Relating to Continuations	0	1,059	0.0%	1.0%	1.0%	1.1%
% of Patients satisfied with the dentistry they have received	22	25	88.0%	90.8%	91.9%	91.7%
% of Patients satisfied with the time they had to wait for an appointment	22	25	88.0%	87.8%	88.0%	88.0%

* This is based on patients treated on this contract for their most recent course of treatment. Figures in italics indicate the base number of FP17s or Patient Questionnaire responses are less than 100. N/A is shown where the base number of responses is less than 10 during the period. % is calculated as Quantity/Base number*100

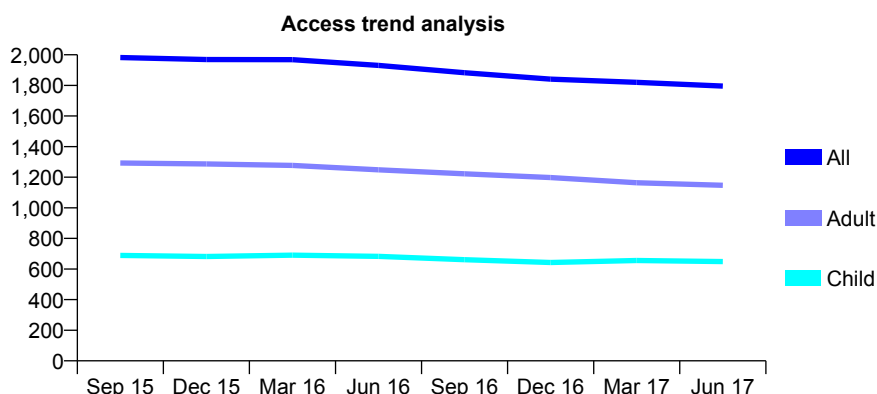
Q68 - Vital Signs At a Glance Contract Report for 199516/0001 - June 2017

Name or company name	Pamela Noon and Shernaz Wadia
Contract type name	GDS Contract
Purpose of contract	General
Contract start date	01/03/2012
Contract end date	

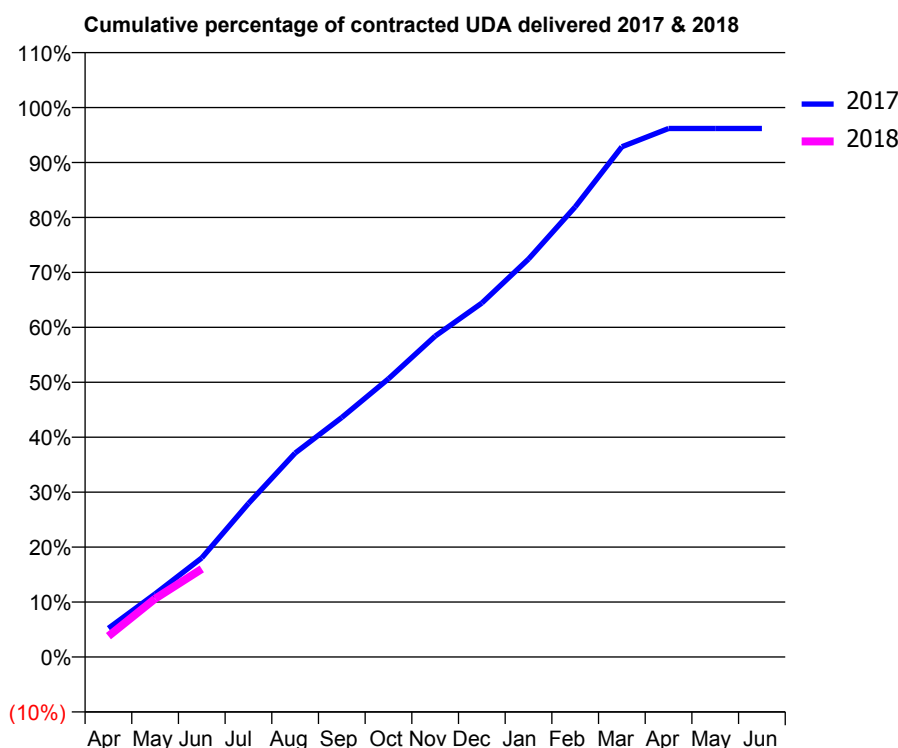
17/18 Contracted general activity (UDA)	6,100
Carry forward general activity (UDA)	0
17/18 Contracted orthodontic activity (UOA)	0
Carry forward orthodontic activity (UOA)	0
Baseline contract value	£169,872.90

ACCESS*

Patients seen in 24 months	Total	Change since previous quarter
Quarter ending June 2016	1,931	
Quarter ending September 2016	1,883	↓
Quarter ending December 2016	1,841	↓
Quarter ending March 2017	1,820	↓
Quarter ending June 2017	1,796	↓
Variance since June 2016	(7.0%)	↓



ACTIVITY



Adjusted Scheduled Activity (UDA)		
Month	2017	2018
April	318	232
May	700	647
June	1,100	978
July	1,705	
August	2,264	
September	2,659	
October	3,089	
November	3,562	
December	3,930	
January	4,418	
February	4,996	
March	5,664	
April	5,868	
May	5,868	
June	5,868	

QUALITY

	Quantity	Base Number	Contract	AT	Region	England
% of FP17s for the same patient ID Re-attending within 3 months - Children	30	271	11.1%	9.4%	11.6%	12.0%
% of FP17s for the same patient ID Re-attending within 3 months - Adults	60	401	15.0%	15.1%	15.9%	16.0%
% of FP17s for the same patient ID Re-attending between 3 & 9 months - Children	198	271	73.1%	59.5%	60.4%	58.0%
% of FP17s for the same patient ID Re-attending between 3 & 9 months - Adults	265	401	66.1%	51.8%	52.3%	50.9%
% of FP17s for Band 1 Urgent Courses	24	573	4.2%	9.5%	9.5%	9.1%
% of FP17s Relating to Free Repair or Replacements	2	573	0.3%	0.6%	0.7%	0.8%
% of FP17s Relating to Continuations	2	573	0.3%	1.0%	1.0%	1.1%
% of Patients satisfied with the dentistry they have received	0	0	N/A	90.8%	91.9%	91.7%
% of Patients satisfied with the time they had to wait for an appointment	0	0	N/A	87.8%	88.0%	88.0%

* This is based on patients treated on this contract for their most recent course of treatment. Figures in italics indicate the base number of FP17s or Patient Questionnaire responses are less than 100. N/A is shown where the base number of responses is less than 10 during the period. % is calculated as Quantity/Base number*100

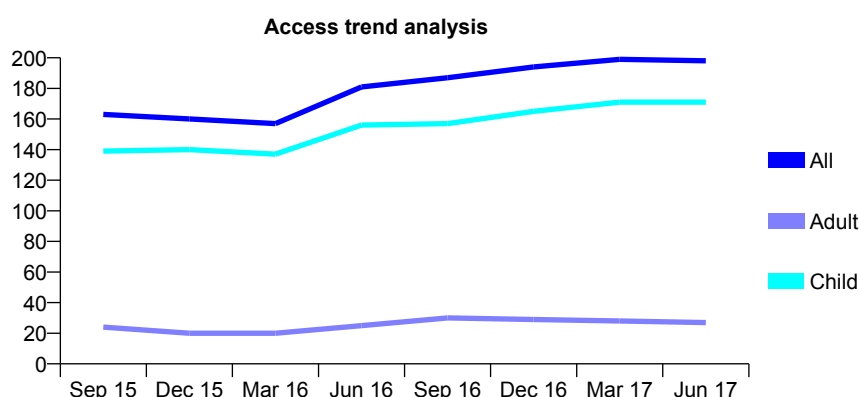
Q68 - Vital Signs At a Glance Contract Report for 199737/0001 - June 2017

Name or company name	Rectory House Dental Practice Ltd
Contract type name	GDS Contract
Purpose of contract	General
Contract start date	01/08/2009
Contract end date	

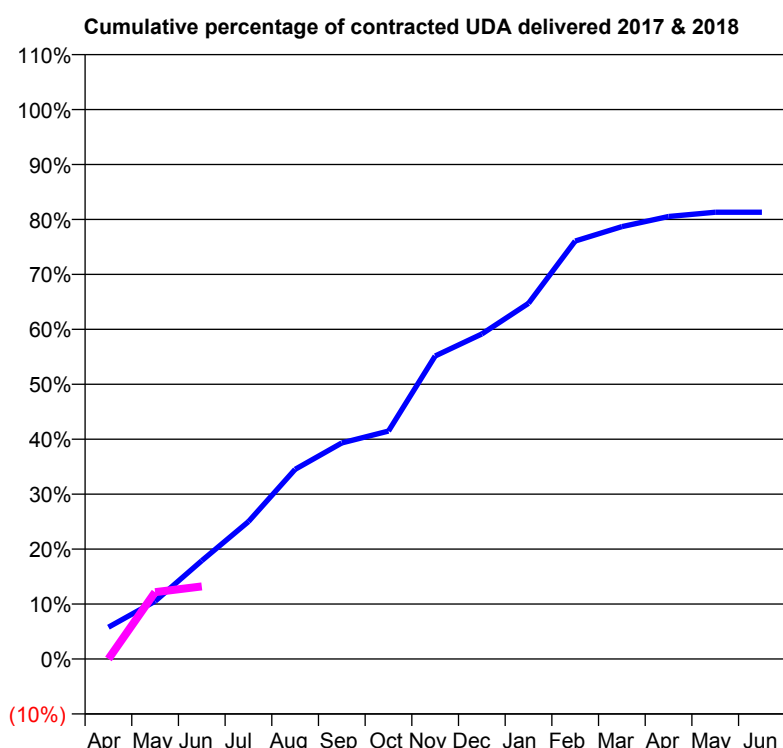
17/18 Contracted general activity (UDA)	380
Carry forward general activity (UDA)	0
17/18 Contracted orthodontic activity (UOA)	0
Carry forward orthodontic activity (UOA)	0
Baseline contract value	£8,445.78

ACCESS*

Patients seen in 24 months	Total	Change since previous quarter
Quarter ending June 2016	181	
Quarter ending September 2016	187	↑
Quarter ending December 2016	194	↑
Quarter ending March 2017	199	↑
Quarter ending June 2017	198	→
Variance since June 2016	9.4%	↑



ACTIVITY



Adjusted Scheduled Activity (UDA)		
Month	2017	2018
April	22	0
May	40	46
June	68	50
July	95	
August	131	
September	149	
October	158	
November	210	
December	225	
January	246	
February	289	
March	299	
April	306	
May	309	
June	309	

QUALITY

	Quantity	Base Number	Contract	AT	Region	England
% of FP17s for the same patient ID Re-attending within 3 months - Children	0	50	0.0%	9.4%	11.6%	12.0%
% of FP17s for the same patient ID Re-attending within 3 months - Adults	0	0	N/A	15.1%	15.9%	16.0%
% of FP17s for the same patient ID Re-attending between 3 & 9 months - Children	32	50	64.0%	59.5%	60.4%	58.0%
% of FP17s for the same patient ID Re-attending between 3 & 9 months - Adults	0	0	N/A	51.8%	52.3%	50.9%
% of FP17s for Band 1 Urgent Courses	1	42	2.4%	9.5%	9.5%	9.1%
% of FP17s Relating to Free Repair or Replacements	0	42	0.0%	0.6%	0.7%	0.8%
% of FP17s Relating to Continuations	0	42	0.0%	1.0%	1.0%	1.1%
% of Patients satisfied with the dentistry they have received	0	0	N/A	90.8%	91.9%	91.7%
% of Patients satisfied with the time they had to wait for an appointment	0	0	N/A	87.8%	88.0%	88.0%

* This is based on patients treated on this contract for their most recent course of treatment. Figures in italics indicate the base number of FP17s or Patient Questionnaire responses are less than 100. N/A is shown where the base number of responses is less than 10 during the period. % is calculated as Quantity/Base number*100

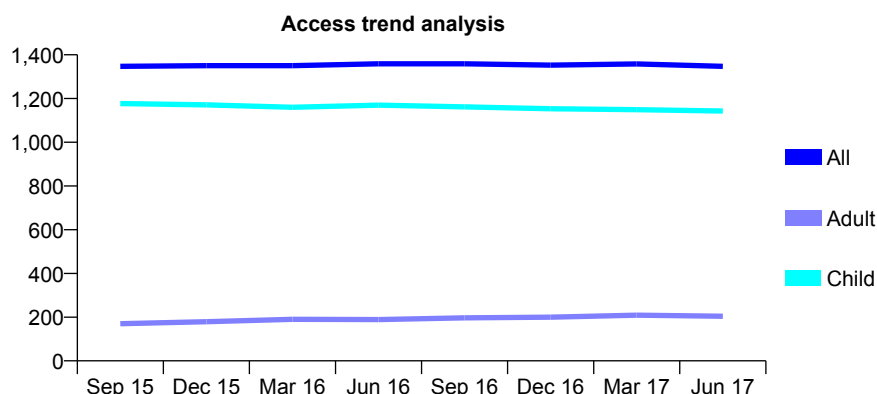
Q68 - Vital Signs At a Glance Contract Report for 207993/0001 - June 2017

Name or company name	MR MT COPPEN
Contract type name	GDS Contract
Purpose of contract	General
Contract start date	01/04/2006
Contract end date	

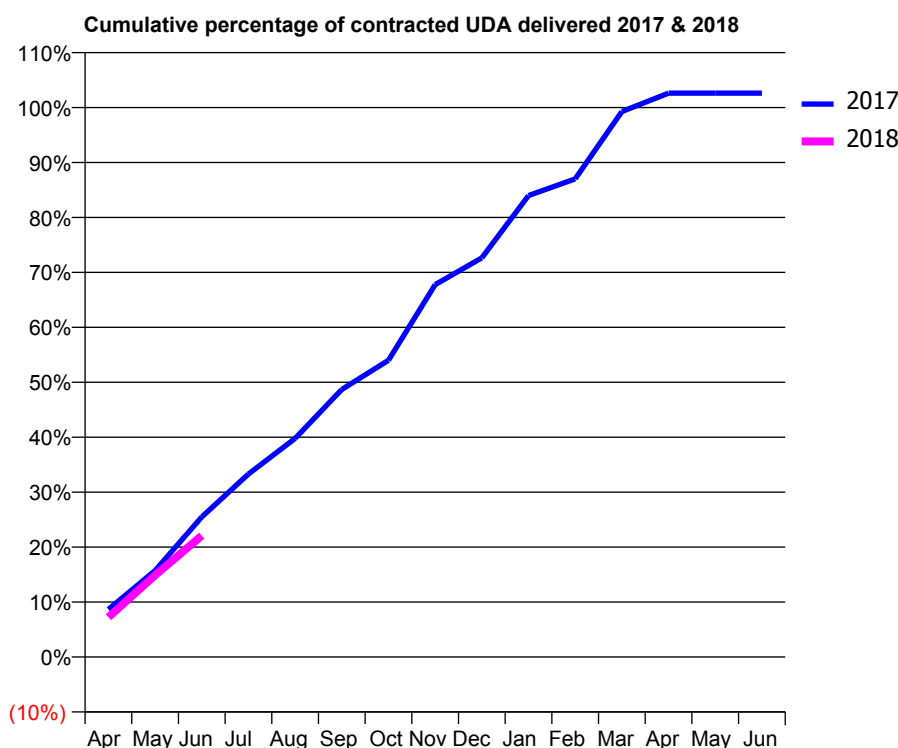
17/18 Contracted general activity (UDA)	3,479
Carry forward general activity (UDA)	0
17/18 Contracted orthodontic activity (UOA)	0
Carry forward orthodontic activity (UOA)	0
Baseline contract value	£76,624.72

ACCESS*

Patients seen in 24 months	Total	Change since previous quarter
Quarter ending June 2016	1,359	
Quarter ending September 2016	1,359	→
Quarter ending December 2016	1,353	→
Quarter ending March 2017	1,358	→
Quarter ending June 2017	1,347	→
Variance since June 2016	(0.9%)	→



ACTIVITY



Month	Adjusted Scheduled Activity (UDA)	
	2017	2018
April	302	252
May	547	518
June	887	768
July	1,159	
August	1,384	
September	1,694	
October	1,879	
November	2,357	
December	2,528	
January	2,921	
February	3,027	
March	3,453	
April	3,570	
May	3,570	
June	3,570	

QUALITY

	Quantity	Base Number	Contract	AT	Region	England
% of FP17s for the same patient ID Re-attending within 3 months - Children	43	487	8.8%	9.4%	11.6%	12.0%
% of FP17s for the same patient ID Re-attending within 3 months - Adults	2	30	6.7%	15.1%	15.9%	16.0%
% of FP17s for the same patient ID Re-attending between 3 & 9 months - Children	309	487	63.4%	59.5%	60.4%	58.0%
% of FP17s for the same patient ID Re-attending between 3 & 9 months - Adults	21	30	70.0%	51.8%	52.3%	50.9%
% of FP17s for Band 1 Urgent Courses	22	461	4.8%	9.5%	9.5%	9.1%
% of FP17s Relating to Free Repair or Replacements	0	461	0.0%	0.6%	0.7%	0.8%
% of FP17s Relating to Continuations	7	461	1.5%	1.0%	1.0%	1.1%
% of Patients satisfied with the dentistry they have received	1	1	N/A	90.8%	91.9%	91.7%
% of Patients satisfied with the time they had to wait for an appointment	1	1	N/A	87.8%	88.0%	88.0%

* This is based on patients treated on this contract for their most recent course of treatment. Figures in italics indicate the base number of FP17s or Patient Questionnaire responses are less than 100. N/A is shown where the base number of responses is less than 10 during the period. % is calculated as Quantity/Base number*100

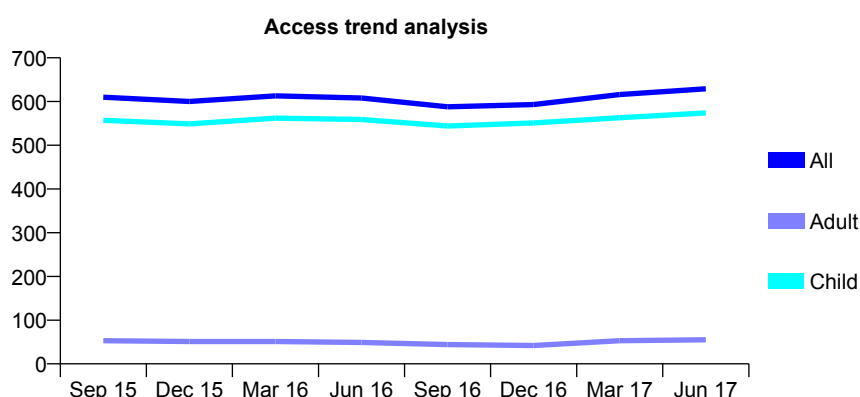
Q68 - Vital Signs At a Glance Contract Report for 209104/0001 - June 2017

Name or company name	Summerfield Dental Practice
Contract type name	GDS Contract
Purpose of contract	General
Contract start date	01/04/2006
Contract end date	

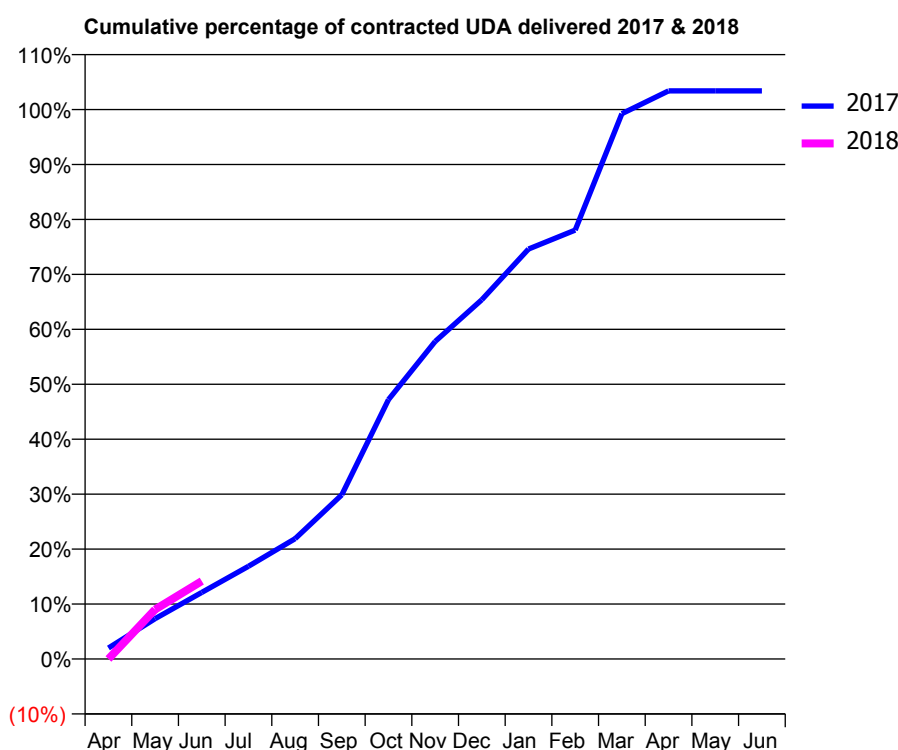
17/18 Contracted general activity (UDA)	900
Carry forward general activity (UDA)	0
17/18 Contracted orthodontic activity (UOA)	0
Carry forward orthodontic activity (UOA)	0
Baseline contract value	£21,814.46

ACCESS*

Patients seen in 24 months	Total	Change since previous quarter
Quarter ending June 2016	608	
Quarter ending September 2016	588	↓
Quarter ending December 2016	593	→
Quarter ending March 2017	616	↑
Quarter ending June 2017	629	↑
Variance since June 2016	3.5%	↑



ACTIVITY



Month	Adjusted Scheduled Activity (UDA)	
	2017	2018
April	18	0
May	66	81
June	109	128
July	152	
August	197	
September	269	
October	425	
November	520	
December	588	
January	671	
February	702	
March	893	
April	931	
May	931	
June	931	

QUALITY

	Quantity	Base Number	Contract	AT	Region	England
% of FP17s for the same patient ID Re-attending within 3 months - Children	5	132	3.8%	9.4%	11.6%	12.0%
% of FP17s for the same patient ID Re-attending within 3 months - Adults	0	0	N/A	15.1%	15.9%	16.0%
% of FP17s for the same patient ID Re-attending between 3 & 9 months - Children	63	132	47.7%	59.5%	60.4%	58.0%
% of FP17s for the same patient ID Re-attending between 3 & 9 months - Adults	0	0	N/A	51.8%	52.3%	50.9%
% of FP17s for Band 1 Urgent Courses	3	101	3.0%	9.5%	9.5%	9.1%
% of FP17s Relating to Free Repair or Replacements	1	101	1.0%	0.6%	0.7%	0.8%
% of FP17s Relating to Continuations	0	101	0.0%	1.0%	1.0%	1.1%
% of Patients satisfied with the dentistry they have received	2	2	N/A	90.8%	91.9%	91.7%
% of Patients satisfied with the time they had to wait for an appointment	2	2	N/A	87.8%	88.0%	88.0%

* This is based on patients treated on this contract for their most recent course of treatment. Figures in italics indicate the base number of FP17s or Patient Questionnaire responses are less than 100. N/A is shown where the base number of responses is less than 10 during the period. % is calculated as Quantity/Base number*100

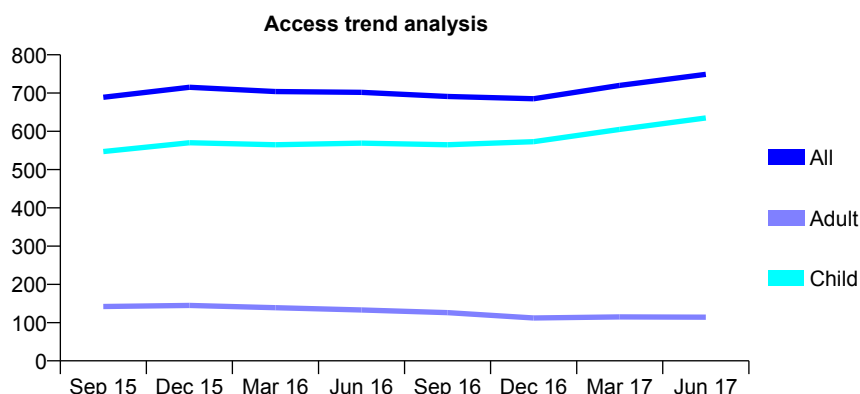
Q68 - Vital Signs At a Glance Contract Report for 214698/0001 - June 2017

Name or company name	MISS DA MAHONEY
Contract type name	GDS Contract
Purpose of contract	General
Contract start date	01/04/2006
Contract end date	

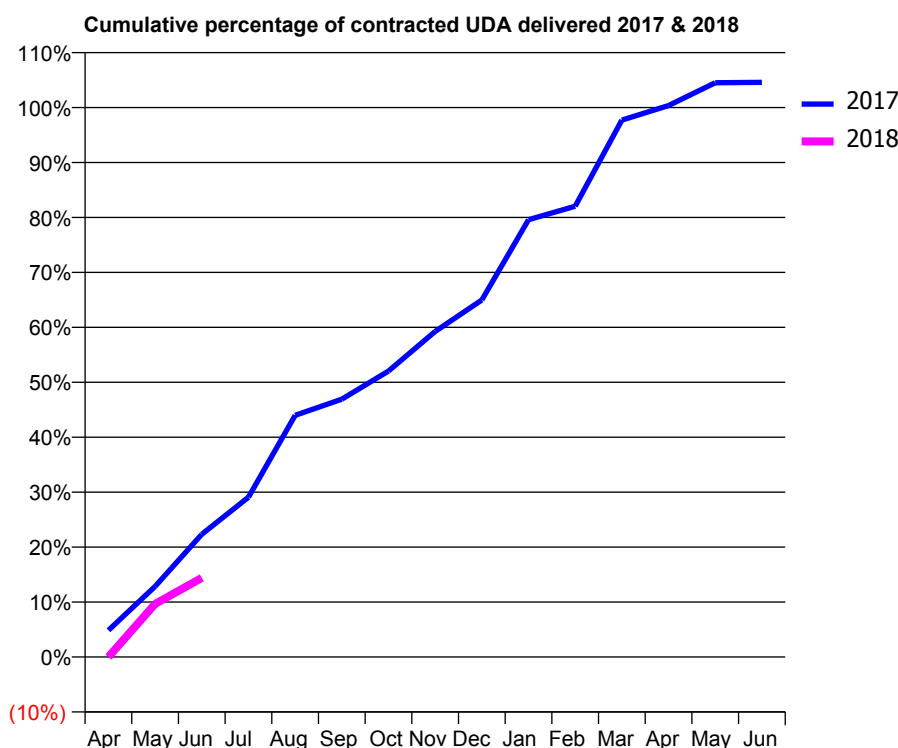
17/18 Contracted general activity (UDA)	1,400
Carry forward general activity (UDA)	0
17/18 Contracted orthodontic activity (UOA)	0
Carry forward orthodontic activity (UOA)	0
Baseline contract value	£31,394.10

ACCESS*

Patients seen in 24 months	Total	Change since previous quarter
Quarter ending June 2016	702	
Quarter ending September 2016	691	↓
Quarter ending December 2016	685	→
Quarter ending March 2017	720	↑
Quarter ending June 2017	749	↑
Variance since June 2016	6.7%	↑



ACTIVITY



Adjusted Scheduled Activity (UDA)		
Month	2017	2018
April	68	0
May	180	135
June	313	202
July	407	
August	616	
September	657	
October	728	
November	829	
December	910	
January	1,114	
February	1,148	
March	1,368	
April	1,405	
May	1,463	
June	1,464	

QUALITY

	Quantity	Base Number	Contract	AT	Region	England
% of FP17s for the same patient ID Re-attending within 3 months - Children	8	213	3.8%	9.4%	11.6%	12.0%
% of FP17s for the same patient ID Re-attending within 3 months - Adults	1	19	5.3%	15.1%	15.9%	16.0%
% of FP17s for the same patient ID Re-attending between 3 & 9 months - Children	128	213	60.1%	59.5%	60.4%	58.0%
% of FP17s for the same patient ID Re-attending between 3 & 9 months - Adults	11	19	57.9%	51.8%	52.3%	50.9%
% of FP17s for Band 1 Urgent Courses	4	183	2.2%	9.5%	9.5%	9.1%
% of FP17s Relating to Free Repair or Replacements	0	183	0.0%	0.6%	0.7%	0.8%
% of FP17s Relating to Continuations	0	183	0.0%	1.0%	1.0%	1.1%
% of Patients satisfied with the dentistry they have received	0	0	N/A	90.8%	91.9%	91.7%
% of Patients satisfied with the time they had to wait for an appointment	0	0	N/A	87.8%	88.0%	88.0%

* This is based on patients treated on this contract for their most recent course of treatment. Figures in italics indicate the base number of FP17s or Patient Questionnaire responses are less than 100. N/A is shown where the base number of responses is less than 10 during the period. % is calculated as Quantity/Base number*100

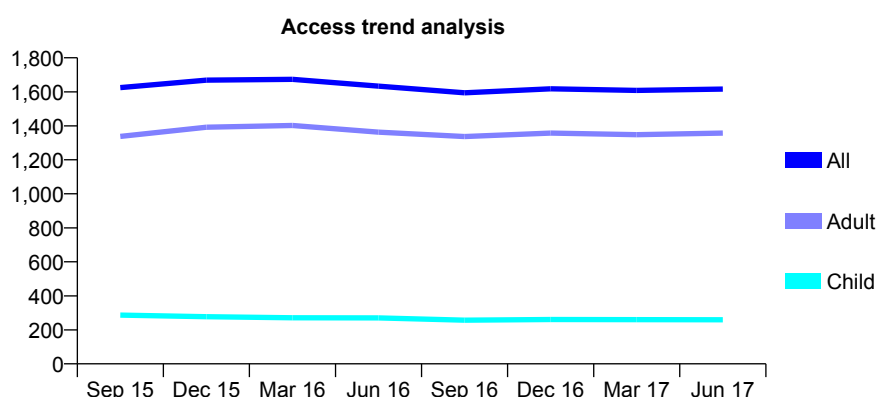
Q68 - Vital Signs At a Glance Contract Report for 219541/0001 - June 2017

Name or company name	MR SN ROUSSOS
Contract type name	GDS Contract
Purpose of contract	General
Contract start date	01/04/2006
Contract end date	

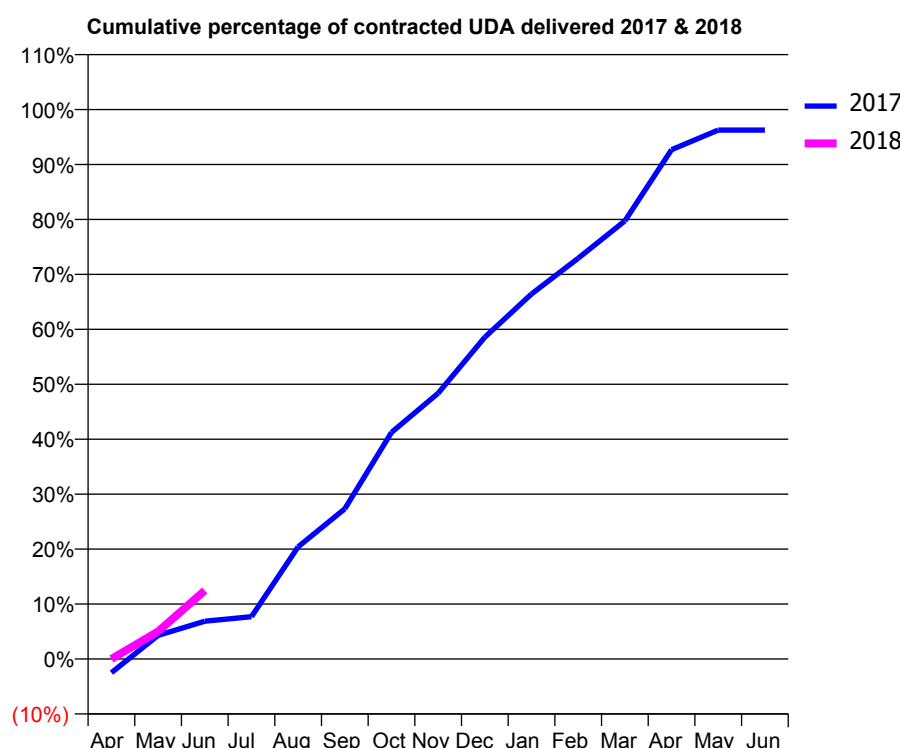
17/18 Contracted general activity (UDA)	8,132
Carry forward general activity (UDA)	0
17/18 Contracted orthodontic activity (UOA)	0
Carry forward orthodontic activity (UOA)	0
Baseline contract value	£188,921.99

ACCESS*

Patients seen in 24 months	Total	Change since previous quarter
Quarter ending June 2016	1,633	
Quarter ending September 2016	1,594	↓
Quarter ending December 2016	1,618	→
Quarter ending March 2017	1,608	→
Quarter ending June 2017	1,616	→
Variance since June 2016	(1.0%)	↓



ACTIVITY



Adjusted Scheduled Activity (UDA)		
Month	2017	2018
April	-205	0
May	349	408
June	560	1,014
July	627	
August	1,660	
September	2,223	
October	3,353	
November	3,933	
December	4,763	
January	5,402	
February	5,931	
March	6,483	
April	7,537	
May	7,827	
June	7,827	

QUALITY

	Quantity	Base Number	Contract	AT	Region	England
% of FP17s for the same patient ID Re-attending within 3 months - Children	5	100	5.0%	9.4%	11.6%	12.0%
% of FP17s for the same patient ID Re-attending within 3 months - Adults	114	545	20.9%	15.1%	15.9%	16.0%
% of FP17s for the same patient ID Re-attending between 3 & 9 months - Children	56	100	56.0%	59.5%	60.4%	58.0%
% of FP17s for the same patient ID Re-attending between 3 & 9 months - Adults	299	545	54.9%	51.8%	52.3%	50.9%
% of FP17s for Band 1 Urgent Courses	30	317	9.5%	9.5%	9.5%	9.1%
% of FP17s Relating to Free Repair or Replacements	1	317	0.3%	0.6%	0.7%	0.8%
% of FP17s Relating to Continuations	1	317	0.3%	1.0%	1.0%	1.1%
% of Patients satisfied with the dentistry they have received	6	7	N/A	90.8%	91.9%	91.7%
% of Patients satisfied with the time they had to wait for an appointment	6	7	N/A	87.8%	88.0%	88.0%

* This is based on patients treated on this contract for their most recent course of treatment. Figures in italics indicate the base number of FP17s or Patient Questionnaire responses are less than 100. N/A is shown where the base number of responses is less than 10 during the period. % is calculated as Quantity/Base number*100

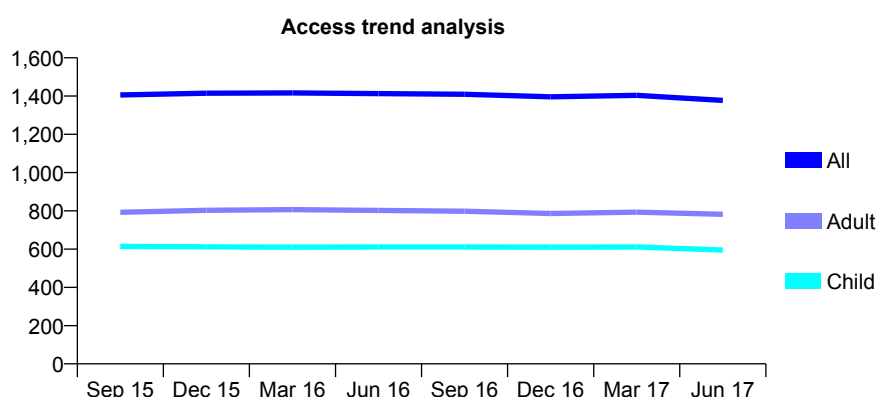
Q68 - Vital Signs At a Glance Contract Report for 219894/0001 - June 2017

Name or company name	MR JP GRIFFITHS
Contract type name	GDS Contract
Purpose of contract	General
Contract start date	01/04/2006
Contract end date	

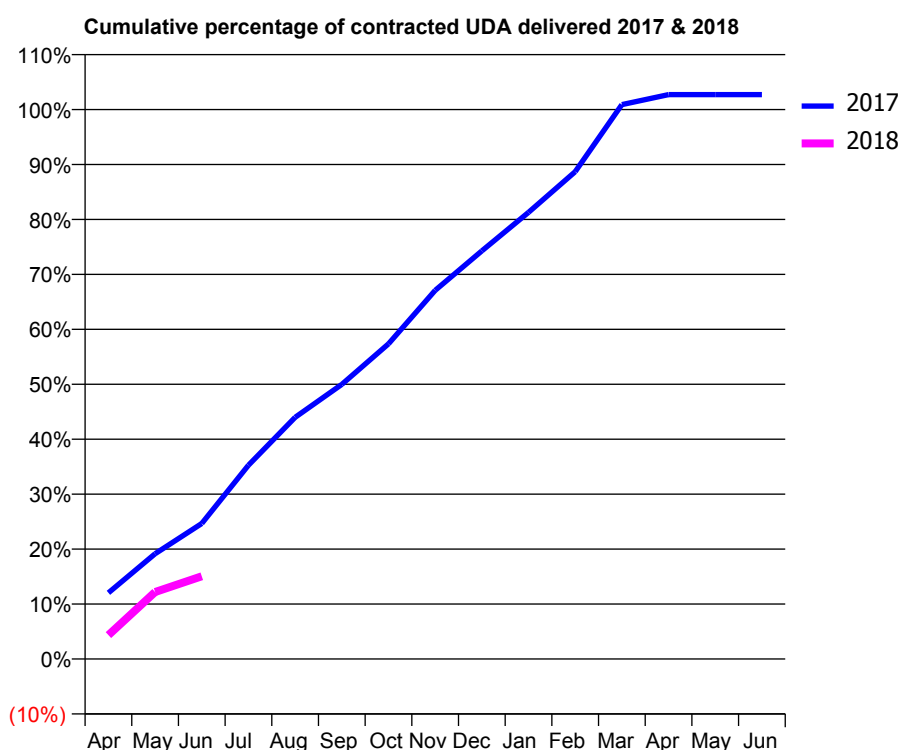
17/18 Contracted general activity (UDA)	3,500
Carry forward general activity (UDA)	0
17/18 Contracted orthodontic activity (UOA)	0
Carry forward orthodontic activity (UOA)	0
Baseline contract value	£83,621.98

ACCESS*

Patients seen in 24 months	Total	Change since previous quarter
Quarter ending June 2016	1,413	
Quarter ending September 2016	1,409	→
Quarter ending December 2016	1,396	→
Quarter ending March 2017	1,404	→
Quarter ending June 2017	1,377	↓
Variance since June 2016	(2.5%)	↓



ACTIVITY



Adjusted Scheduled Activity (UDA)		
Month	2017	2018
April	422	153
May	671	427
June	863	527
July	1,234	
August	1,539	
September	1,749	
October	2,007	
November	2,348	
December	2,599	
January	2,845	
February	3,104	
March	3,531	
April	3,595	
May	3,595	
June	3,595	

QUALITY

	Quantity	Base Number	Contract	AT	Region	England
% of FP17s for the same patient ID Re-attending within 3 months - Children	19	191	9.9%	9.4%	11.6%	12.0%
% of FP17s for the same patient ID Re-attending within 3 months - Adults	29	189	15.3%	15.1%	15.9%	16.0%
% of FP17s for the same patient ID Re-attending between 3 & 9 months - Children	140	191	73.3%	59.5%	60.4%	58.0%
% of FP17s for the same patient ID Re-attending between 3 & 9 months - Adults	114	189	60.3%	51.8%	52.3%	50.9%
% of FP17s for Band 1 Urgent Courses	20	342	5.8%	9.5%	9.5%	9.1%
% of FP17s Relating to Free Repair or Replacements	0	342	0.0%	0.6%	0.7%	0.8%
% of FP17s Relating to Continuations	0	342	0.0%	1.0%	1.0%	1.1%
% of Patients satisfied with the dentistry they have received	2	2	N/A	90.8%	91.9%	91.7%
% of Patients satisfied with the time they had to wait for an appointment	2	2	N/A	87.8%	88.0%	88.0%

* This is based on patients treated on this contract for their most recent course of treatment. Figures in italics indicate the base number of FP17s or Patient Questionnaire responses are less than 100. N/A is shown where the base number of responses is less than 10 during the period. % is calculated as Quantity/Base number*100

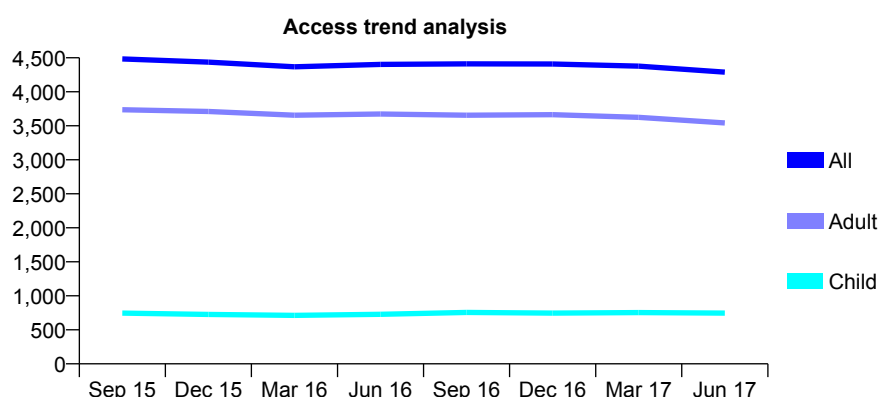
Q68 - Vital Signs At a Glance Contract Report for 220868/0001 - June 2017

Name or company name	MR N SUCHAK
Contract type name	GDS Contract
Purpose of contract	General
Contract start date	01/04/2006
Contract end date	

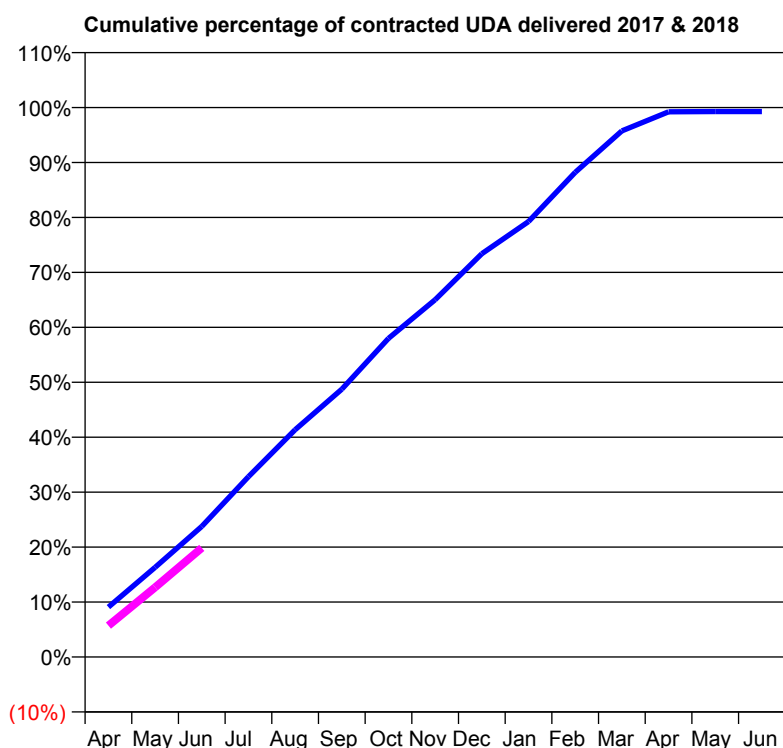
17/18 Contracted general activity (UDA)	13,428
Carry forward general activity (UDA)	0
17/18 Contracted orthodontic activity (UOA)	0
Carry forward orthodontic activity (UOA)	0
Baseline contract value	£369,839.02

ACCESS*

Patients seen in 24 months	Total	Change since previous quarter
Quarter ending June 2016	4,402	
Quarter ending September 2016	4,411	→
Quarter ending December 2016	4,409	→
Quarter ending March 2017	4,378	→
Quarter ending June 2017	4,289	↓
Variance since June 2016	(2.6%)	↓



ACTIVITY



Adjusted Scheduled Activity (UDA)		
Month	2017	2018
April	1,220	768
May	2,192	1,704
June	3,190	2,668
July	4,408	
August	5,553	
September	6,544	
October	7,786	
November	8,732	
December	9,857	
January	10,641	
February	11,844	
March	12,856	
April	13,324	
May	13,328	
June	13,329	

QUALITY

	Quantity	Base Number	Contract	AT	Region	England
% of FP17s for the same patient ID Re-attending within 3 months - Children	16	276	5.8%	9.4%	11.6%	12.0%
% of FP17s for the same patient ID Re-attending within 3 months - Adults	230	1,360	16.9%	15.1%	15.9%	16.0%
% of FP17s for the same patient ID Re-attending between 3 & 9 months - Children	165	276	59.8%	59.5%	60.4%	58.0%
% of FP17s for the same patient ID Re-attending between 3 & 9 months - Adults	763	1,360	56.1%	51.8%	52.3%	50.9%
% of FP17s for Band 1 Urgent Courses	132	1,407	9.4%	9.5%	9.5%	9.1%
% of FP17s Relating to Free Repair or Replacements	51	1,407	3.6%	0.6%	0.7%	0.8%
% of FP17s Relating to Continuations	11	1,407	0.8%	1.0%	1.0%	1.1%
% of Patients satisfied with the dentistry they have received	9	10	90.0%	90.8%	91.9%	91.7%
% of Patients satisfied with the time they had to wait for an appointment	8	10	80.0%	87.8%	88.0%	88.0%

* This is based on patients treated on this contract for their most recent course of treatment. Figures in italics indicate the base number of FP17s or Patient Questionnaire responses are less than 100. N/A is shown where the base number of responses is less than 10 during the period. % is calculated as Quantity/Base number*100

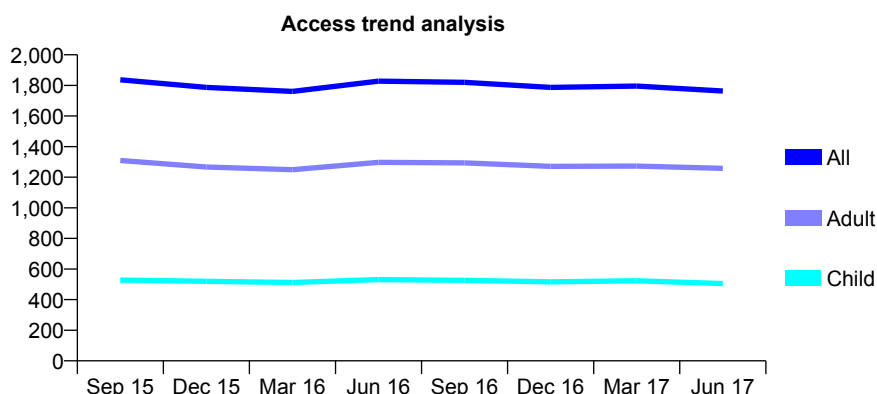
Q68 - Vital Signs At a Glance Contract Report for 220868/0002 - June 2017

Name or company name	MR N SUCHAK
Contract type name	GDS Contract
Purpose of contract	General
Contract start date	01/04/2006
Contract end date	

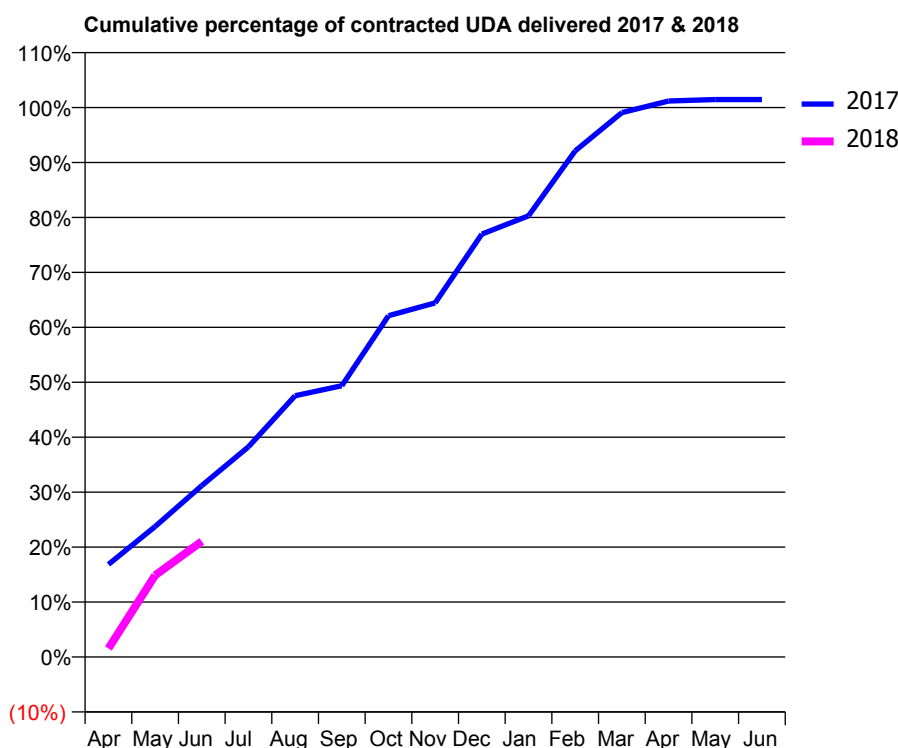
17/18 Contracted general activity (UDA)	3,650
Carry forward general activity (UDA)	0
17/18 Contracted orthodontic activity (UOA)	0
Carry forward orthodontic activity (UOA)	0
Baseline contract value	£117,896.49

ACCESS*

Patients seen in 24 months	Total	Change since previous quarter
Quarter ending June 2016	1,828	
Quarter ending September 2016	1,820	→
Quarter ending December 2016	1,787	↓
Quarter ending March 2017	1,796	→
Quarter ending June 2017	1,763	↓
Variance since June 2016	(3.6%)	↓



ACTIVITY



Adjusted Scheduled Activity (UDA)		
Month	2017	2018
April	615	57
May	867	543
June	1,138	769
July	1,397	
August	1,735	
September	1,802	
October	2,267	
November	2,352	
December	2,809	
January	2,931	
February	3,362	
March	3,616	
April	3,693	
May	3,703	
June	3,703	

QUALITY

	Quantity	Base Number	Contract	AT	Region	England
% of FP17s for the same patient ID Re-attending within 3 months - Children	18	220	8.2%	9.4%	11.6%	12.0%
% of FP17s for the same patient ID Re-attending within 3 months - Adults	112	513	21.8%	15.1%	15.9%	16.0%
% of FP17s for the same patient ID Re-attending between 3 & 9 months - Children	126	220	57.3%	59.5%	60.4%	58.0%
% of FP17s for the same patient ID Re-attending between 3 & 9 months - Adults	235	513	45.8%	51.8%	52.3%	50.9%
% of FP17s for Band 1 Urgent Courses	23	435	5.3%	9.5%	9.5%	9.1%
% of FP17s Relating to Free Repair or Replacements	21	435	4.8%	0.6%	0.7%	0.8%
% of FP17s Relating to Continuations	5	435	1.1%	1.0%	1.0%	1.1%
% of Patients satisfied with the dentistry they have received	3	4	N/A	90.8%	91.9%	91.7%
% of Patients satisfied with the time they had to wait for an appointment	4	4	N/A	87.8%	88.0%	88.0%

* This is based on patients treated on this contract for their most recent course of treatment. Figures in italics indicate the base number of FP17s or Patient Questionnaire responses are less than 100. N/A is shown where the base number of responses is less than 10 during the period. % is calculated as Quantity/Base number*100

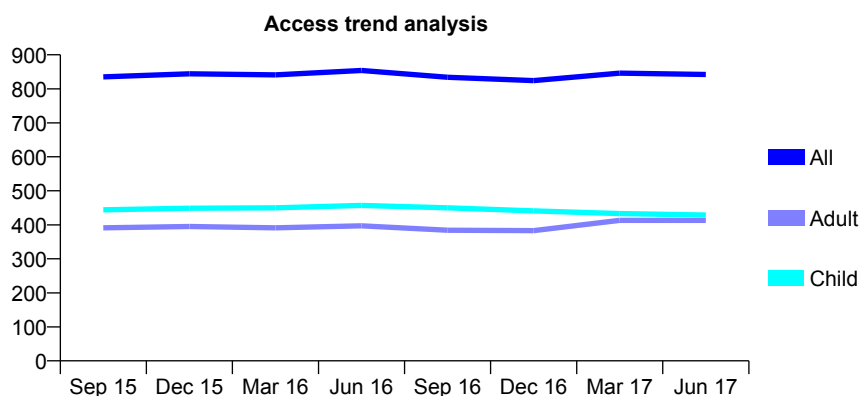
Q68 - Vital Signs At a Glance Contract Report for 222267/0001 - June 2017

Name or company name	MISS NE STALFORD
Contract type name	GDS Contract
Purpose of contract	General
Contract start date	01/04/2006
Contract end date	

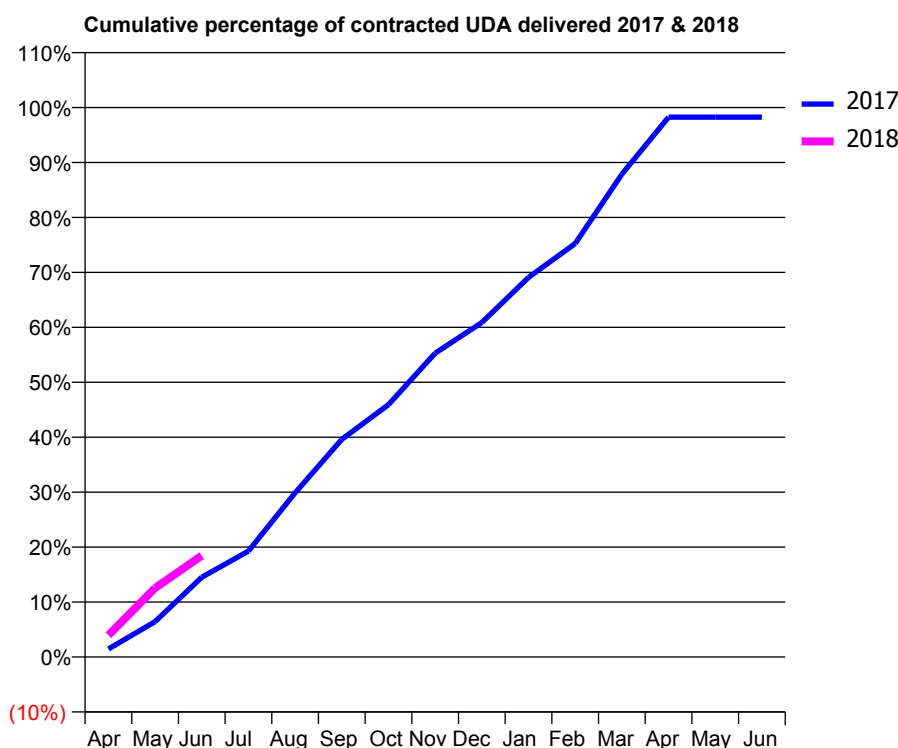
17/18 Contracted general activity (UDA)	1,990
Carry forward general activity (UDA)	0
17/18 Contracted orthodontic activity (UOA)	0
Carry forward orthodontic activity (UOA)	0
Baseline contract value	£44,221.78

ACCESS*

Patients seen in 24 months	Total	Change since previous quarter
Quarter ending June 2016	854	
Quarter ending September 2016	834	↓
Quarter ending December 2016	824	↓
Quarter ending March 2017	846	↑
Quarter ending June 2017	842	→
Variance since June 2016	(1.4%)	↓



ACTIVITY



Adjusted Scheduled Activity (UDA)		
Month	2017	2018
April	29	79
May	128	250
June	289	367
July	384	
August	595	
September	788	
October	914	
November	1,100	
December	1,212	
January	1,375	
February	1,497	
March	1,748	
April	1,955	
May	1,955	
June	1,955	

QUALITY

	Quantity	Base Number	Contract	AT	Region	England
% of FP17s for the same patient ID Re-attending within 3 months - Children	11	183	6.0%	9.4%	11.6%	12.0%
% of FP17s for the same patient ID Re-attending within 3 months - Adults	19	144	13.2%	15.1%	15.9%	16.0%
% of FP17s for the same patient ID Re-attending between 3 & 9 months - Children	145	183	79.2%	59.5%	60.4%	58.0%
% of FP17s for the same patient ID Re-attending between 3 & 9 months - Adults	75	144	52.1%	51.8%	52.3%	50.9%
% of FP17s for Band 1 Urgent Courses	7	239	2.9%	9.5%	9.5%	9.1%
% of FP17s Relating to Free Repair or Replacements	0	239	0.0%	0.6%	0.7%	0.8%
% of FP17s Relating to Continuations	0	239	0.0%	1.0%	1.0%	1.1%
% of Patients satisfied with the dentistry they have received	0	0	N/A	90.8%	91.9%	91.7%
% of Patients satisfied with the time they had to wait for an appointment	0	0	N/A	87.8%	88.0%	88.0%

* This is based on patients treated on this contract for their most recent course of treatment. Figures in italics indicate the base number of FP17s or Patient Questionnaire responses are less than 100. N/A is shown where the base number of responses is less than 10 during the period. % is calculated as Quantity/Base number*100

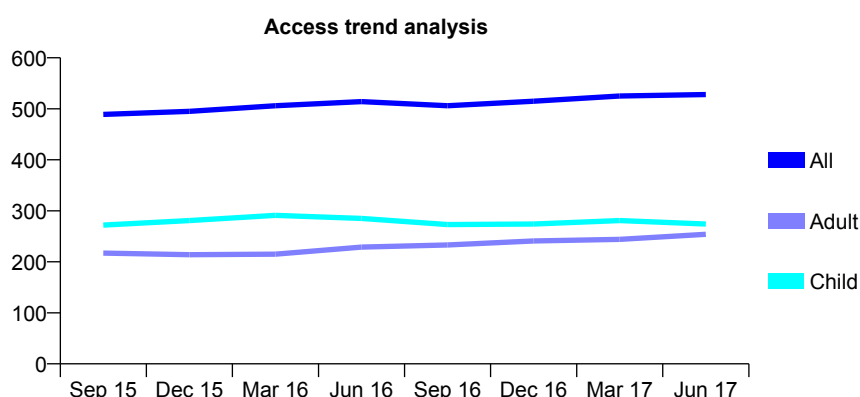
Q68 - Vital Signs At a Glance Contract Report for 228494/0002 - June 2017

Name or company name	MR PJ STRAW
Contract type name	GDS Contract
Purpose of contract	General
Contract start date	31/08/2010
Contract end date	

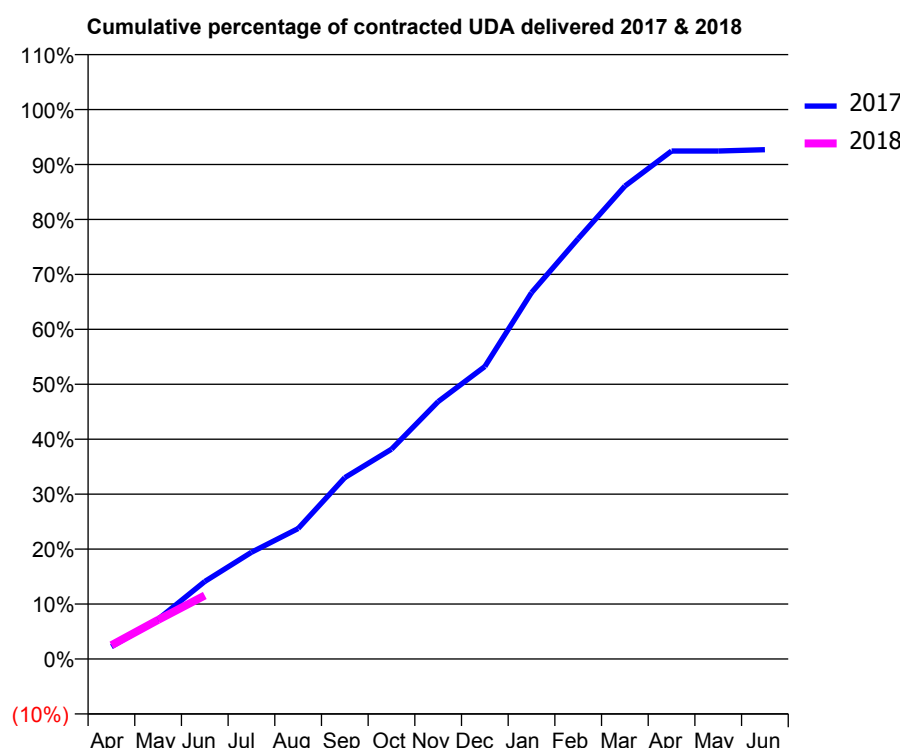
17/18 Contracted general activity (UDA)	1,215
Carry forward general activity (UDA)	0
17/18 Contracted orthodontic activity (UOA)	0
Carry forward orthodontic activity (UOA)	0
Baseline contract value	£29,598.86

ACCESS*

Patients seen in 24 months	Total	Change since previous quarter
Quarter ending June 2016	514	
Quarter ending September 2016	506	↓
Quarter ending December 2016	515	→
Quarter ending March 2017	525	→
Quarter ending June 2017	528	→
Variance since June 2016	2.7%	↑



ACTIVITY



Adjusted Scheduled Activity (UDA)		
Month	2017	2018
April	27	30
May	88	86
June	171	141
July	236	
August	288	
September	401	
October	464	
November	569	
December	647	
January	810	
February	930	
March	1,046	
April	1,123	
May	1,123	
June	1,126	

QUALITY

	Quantity	Base Number	Contract	AT	Region	England
% of FP17s for the same patient ID Re-attending within 3 months - Children	5	84	6.0%	9.4%	11.6%	12.0%
% of FP17s for the same patient ID Re-attending within 3 months - Adults	4	57	7.0%	15.1%	15.9%	16.0%
% of FP17s for the same patient ID Re-attending between 3 & 9 months - Children	58	84	69.0%	59.5%	60.4%	58.0%
% of FP17s for the same patient ID Re-attending between 3 & 9 months - Adults	35	57	61.4%	51.8%	52.3%	50.9%
% of FP17s for Band 1 Urgent Courses	3	105	2.9%	9.5%	9.5%	9.1%
% of FP17s Relating to Free Repair or Replacements	0	105	0.0%	0.6%	0.7%	0.8%
% of FP17s Relating to Continuations	0	105	0.0%	1.0%	1.0%	1.1%
% of Patients satisfied with the dentistry they have received	0	0	N/A	90.8%	91.9%	91.7%
% of Patients satisfied with the time they had to wait for an appointment	0	0	N/A	87.8%	88.0%	88.0%

* This is based on patients treated on this contract for their most recent course of treatment. Figures in italics indicate the base number of FP17s or Patient Questionnaire responses are less than 100. N/A is shown where the base number of responses is less than 10 during the period. % is calculated as Quantity/Base number*100

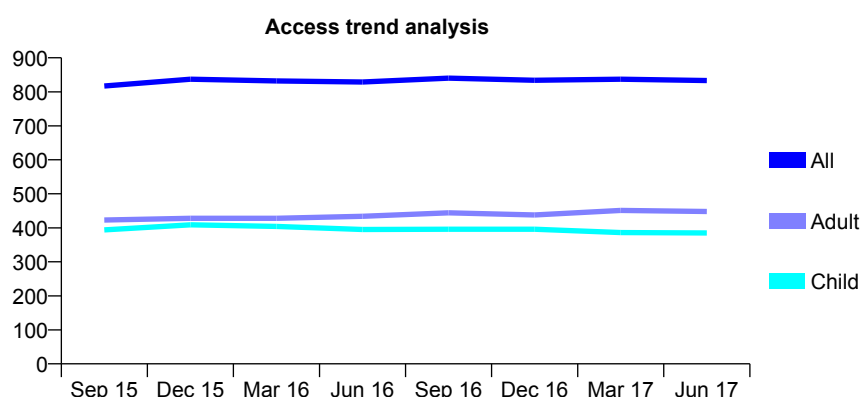
Q68 - Vital Signs At a Glance Contract Report for 229733/0001 - June 2017

Name or company name	MR PJ CASSAR
Contract type name	GDS Contract
Purpose of contract	General
Contract start date	01/04/2006
Contract end date	

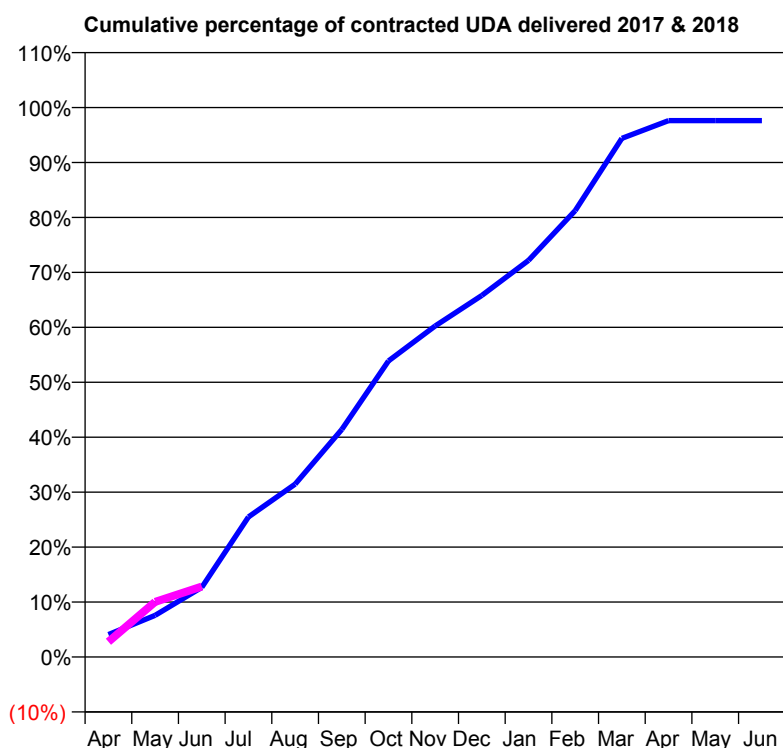
17/18 Contracted general activity (UDA)	2,800
Carry forward general activity (UDA)	0
17/18 Contracted orthodontic activity (UOA)	0
Carry forward orthodontic activity (UOA)	0
Baseline contract value	£93,728.88

ACCESS*

Patients seen in 24 months	Total	Change since previous quarter
Quarter ending June 2016	829	
Quarter ending September 2016	840	→
Quarter ending December 2016	834	→
Quarter ending March 2017	837	→
Quarter ending June 2017	833	→
Variance since June 2016	0.5%	→



ACTIVITY



Adjusted Scheduled Activity (UDA)		
Month	2017	2018
April	115	78
May	213	281
June	355	359
July	714	
August	881	
September	1,159	
October	1,509	
November	1,687	
December	1,842	
January	2,021	
February	2,275	
March	2,643	
April	2,733	
May	2,733	
June	2,733	

QUALITY

	Quantity	Base Number	Contract	AT	Region	England
% of FP17s for the same patient ID Re-attending within 3 months - Children	12	127	9.4%	9.4%	11.6%	12.0%
% of FP17s for the same patient ID Re-attending within 3 months - Adults	22	115	19.1%	15.1%	15.9%	16.0%
% of FP17s for the same patient ID Re-attending between 3 & 9 months - Children	86	127	67.7%	59.5%	60.4%	58.0%
% of FP17s for the same patient ID Re-attending between 3 & 9 months - Adults	72	115	62.6%	51.8%	52.3%	50.9%
% of FP17s for Band 1 Urgent Courses	8	188	4.3%	9.5%	9.5%	9.1%
% of FP17s Relating to Free Repair or Replacements	0	188	0.0%	0.6%	0.7%	0.8%
% of FP17s Relating to Continuations	8	188	4.3%	1.0%	1.0%	1.1%
% of Patients satisfied with the dentistry they have received	1	1	N/A	90.8%	91.9%	91.7%
% of Patients satisfied with the time they had to wait for an appointment	1	1	N/A	87.8%	88.0%	88.0%

* This is based on patients treated on this contract for their most recent course of treatment. Figures in italics indicate the base number of FP17s or Patient Questionnaire responses are less than 100. N/A is shown where the base number of responses is less than 10 during the period. % is calculated as Quantity/Base number*100

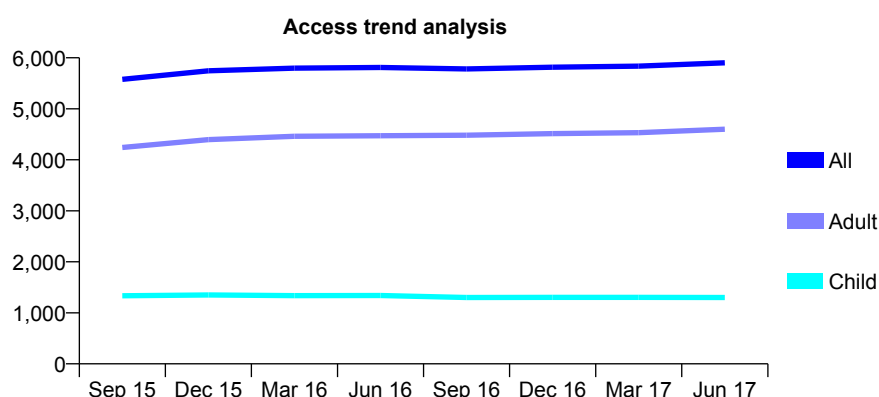
Q68 - Vital Signs At a Glance Contract Report for 234540/0001 - June 2017

Name or company name	MR SN GALVIN
Contract type name	PDS Contract
Purpose of contract	General
Contract start date	01/04/2006
Contract end date	31/03/2026

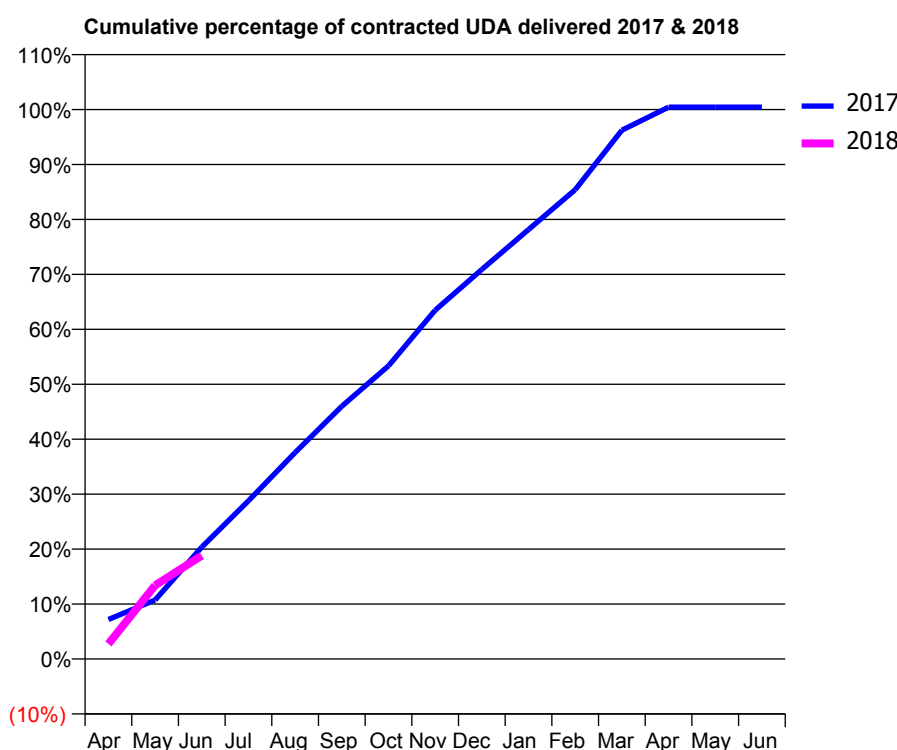
17/18 Contracted general activity (UDA)	18,053
Carry forward general activity (UDA)	0
17/18 Contracted orthodontic activity (UOA)	0
Carry forward orthodontic activity (UOA)	0
Baseline contract value	£545,576.78

ACCESS*

Patients seen in 24 months	Total	Change since previous quarter
Quarter ending June 2016	5,811	
Quarter ending September 2016	5,783	→
Quarter ending December 2016	5,816	→
Quarter ending March 2017	5,836	→
Quarter ending June 2017	5,901	→
Variance since June 2016	1.5%	→



ACTIVITY



Adjusted Scheduled Activity (UDA)		
Month	2017	2018
April	1,298	496
May	1,939	2,419
June	3,678	3,397
July	5,196	
August	6,785	
September	8,302	
October	9,633	
November	11,460	
December	12,801	
January	14,110	
February	15,419	
March	17,372	
April	18,129	
May	18,130	
June	18,130	

QUALITY

	Quantity	Base Number	Contract	AT	Region	England
% of FP17s for the same patient ID Re-attending within 3 months - Children	41	503	8.2%	9.4%	11.6%	12.0%
% of FP17s for the same patient ID Re-attending within 3 months - Adults	266	1,767	15.1%	15.1%	15.9%	16.0%
% of FP17s for the same patient ID Re-attending between 3 & 9 months - Children	363	503	72.2%	59.5%	60.4%	58.0%
% of FP17s for the same patient ID Re-attending between 3 & 9 months - Adults	1,135	1,767	64.2%	51.8%	52.3%	50.9%
% of FP17s for Band 1 Urgent Courses	166	1,881	8.8%	9.5%	9.5%	9.1%
% of FP17s Relating to Free Repair or Replacements	30	1,881	1.6%	0.6%	0.7%	0.8%
% of FP17s Relating to Continuations	20	1,881	1.1%	1.0%	1.0%	1.1%
% of Patients satisfied with the dentistry they have received	3	6	N/A	90.8%	91.9%	91.7%
% of Patients satisfied with the time they had to wait for an appointment	6	6	N/A	87.8%	88.0%	88.0%

* This is based on patients treated on this contract for their most recent course of treatment. Figures in italics indicate the base number of FP17s or Patient Questionnaire responses are less than 100. N/A is shown where the base number of responses is less than 10 during the period. % is calculated as Quantity/Base number*100

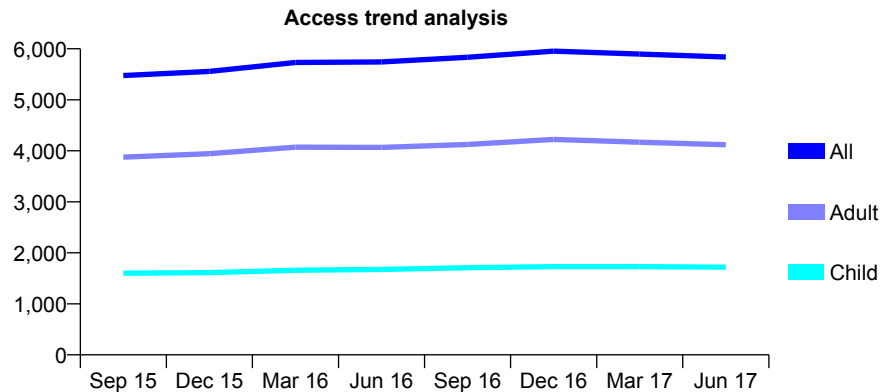
Q68 - Vital Signs At a Glance Contract Report for 234745/0001 - June 2017

Name or company name	MR KH NASSER
Contract type name	GDS Contract
Purpose of contract	General
Contract start date	01/04/2006
Contract end date	

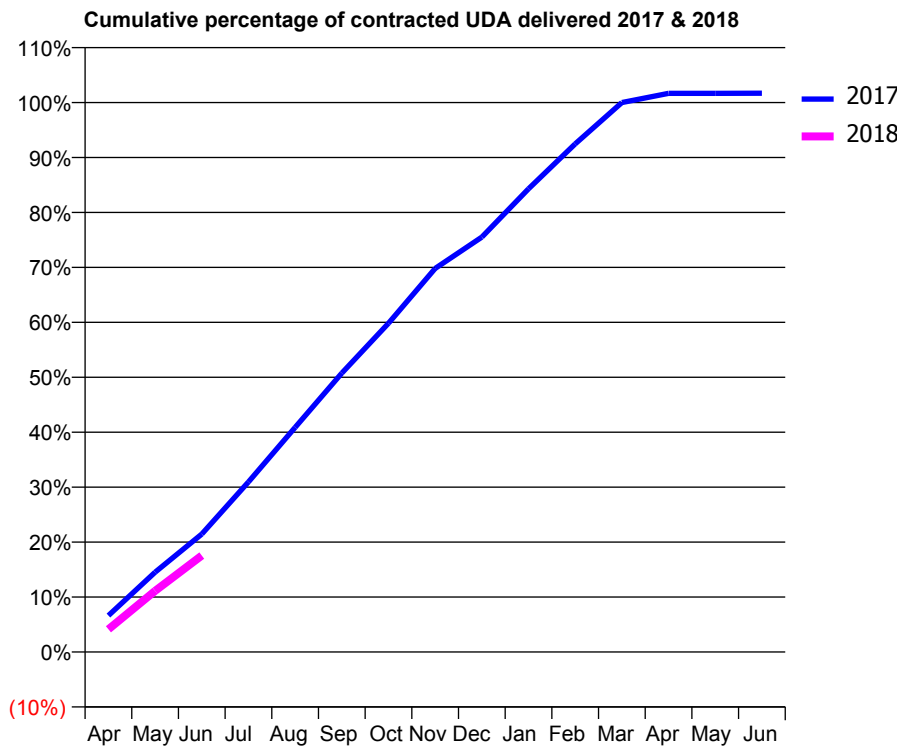
17/18 Contracted general activity (UDA)	14,942
Carry forward general activity (UDA)	0
17/18 Contracted orthodontic activity (UOA)	0
Carry forward orthodontic activity (UOA)	0
Baseline contract value	£390,720.54

ACCESS*

Patients seen in 24 months	Total	Change since previous quarter
Quarter ending June 2016	5,742	
Quarter ending September 2016	5,834	→
Quarter ending December 2016	5,953	↑
Quarter ending March 2017	5,898	→
Quarter ending June 2017	5,838	↓
Variance since June 2016	1.7%	→



ACTIVITY



Adjusted Scheduled Activity (UDA)		
Month	2017	2018
April	992	619
May	2,169	1,662
June	3,208	2,623
July	4,626	
August	6,108	
September	7,582	
October	8,940	
November	10,430	
December	11,282	
January	12,594	
February	13,816	
March	14,941	
April	15,192	
May	15,192	
June	15,193	

QUALITY

	Quantity	Base Number	Contract	AT	Region	England
% of FP17s for the same patient ID Re-attending within 3 months - Children	32	570	5.6%	9.4%	11.6%	12.0%
% of FP17s for the same patient ID Re-attending within 3 months - Adults	91	1,069	8.5%	15.1%	15.9%	16.0%
% of FP17s for the same patient ID Re-attending between 3 & 9 months - Children	377	570	66.1%	59.5%	60.4%	58.0%
% of FP17s for the same patient ID Re-attending between 3 & 9 months - Adults	650	1,069	60.8%	51.8%	52.3%	50.9%
% of FP17s for Band 1 Urgent Courses	115	1,517	7.6%	9.5%	9.5%	9.1%
% of FP17s Relating to Free Repair or Replacements	3	1,517	0.2%	0.6%	0.7%	0.8%
% of FP17s Relating to Continuations	1	1,517	0.1%	1.0%	1.0%	1.1%
% of Patients satisfied with the dentistry they have received	12	13	92.3%	90.8%	91.9%	91.7%
% of Patients satisfied with the time they had to wait for an appointment	11	13	84.6%	87.8%	88.0%	88.0%

* This is based on patients treated on this contract for their most recent course of treatment. Figures in italics indicate the base number of FP17s or Patient Questionnaire responses are less than 100. N/A is shown where the base number of responses is less than 10 during the period. % is calculated as Quantity/Base number*100

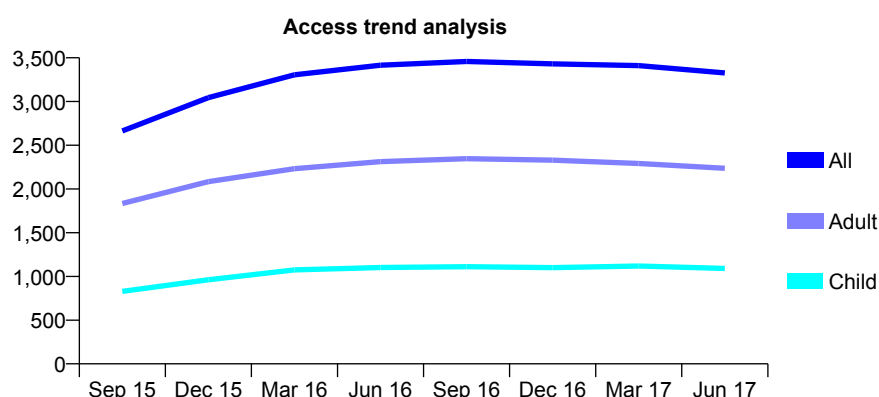
Q68 - Vital Signs At a Glance Contract Report for 238392/0001 - June 2017

Name or company name	MR VS AMIN
Contract type name	GDS Contract
Purpose of contract	General
Contract start date	01/04/2006
Contract end date	

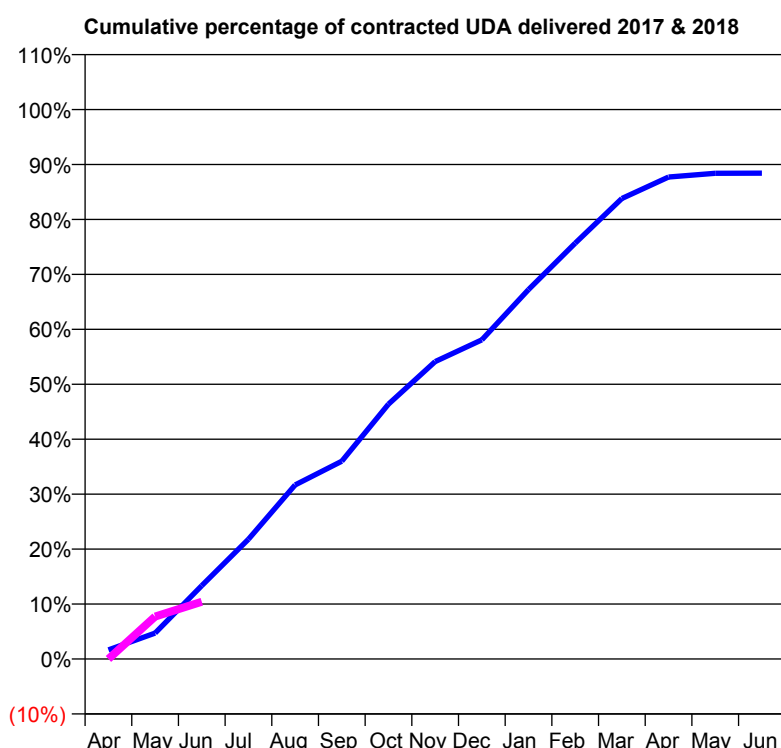
17/18 Contracted general activity (UDA)	10,100
Carry forward general activity (UDA)	0
17/18 Contracted orthodontic activity (UOA)	0
Carry forward orthodontic activity (UOA)	0
Baseline contract value	£236,490.64

ACCESS*

Patients seen in 24 months	Total	Change since previous quarter
Quarter ending June 2016	3,415	
Quarter ending September 2016	3,458	→
Quarter ending December 2016	3,430	→
Quarter ending March 2017	3,411	→
Quarter ending June 2017	3,327	↓
Variance since June 2016	(2.6%)	↓



ACTIVITY



Adjusted Scheduled Activity (UDA)		
Month	2017	2018
April	167	0
May	476	781
June	1,350	1,052
July	2,202	
August	3,200	
September	3,637	
October	4,684	
November	5,467	
December	5,867	
January	6,790	
February	7,644	
March	8,463	
April	8,860	
May	8,929	
June	8,930	

QUALITY

	Quantity	Base Number	Contract	AT	Region	England
% of FP17s for the same patient ID Re-attending within 3 months - Children	25	342	7.3%	9.4%	11.6%	12.0%
% of FP17s for the same patient ID Re-attending within 3 months - Adults	55	617	8.9%	15.1%	15.9%	16.0%
% of FP17s for the same patient ID Re-attending between 3 & 9 months - Children	243	342	71.1%	59.5%	60.4%	58.0%
% of FP17s for the same patient ID Re-attending between 3 & 9 months - Adults	490	617	79.4%	51.8%	52.3%	50.9%
% of FP17s for Band 1 Urgent Courses	51	701	7.3%	9.5%	9.5%	9.1%
% of FP17s Relating to Free Repair or Replacements	1	701	0.1%	0.6%	0.7%	0.8%
% of FP17s Relating to Continuations	3	701	0.4%	1.0%	1.0%	1.1%
% of Patients satisfied with the dentistry they have received	3	4	N/A	90.8%	91.9%	91.7%
% of Patients satisfied with the time they had to wait for an appointment	3	4	N/A	87.8%	88.0%	88.0%

* This is based on patients treated on this contract for their most recent course of treatment. Figures in italics indicate the base number of FP17s or Patient Questionnaire responses are less than 100. N/A is shown where the base number of responses is less than 10 during the period. % is calculated as Quantity/Base number*100

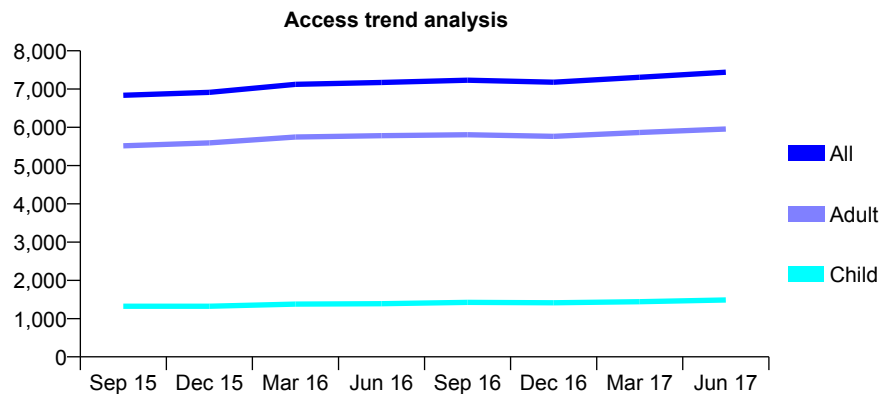
Q68 - Vital Signs At a Glance Contract Report for 238783/0003 - June 2017

Name or company name	MR AN ZYBUTZ
Contract type name	GDS Contract
Purpose of contract	General
Contract start date	01/04/2006
Contract end date	

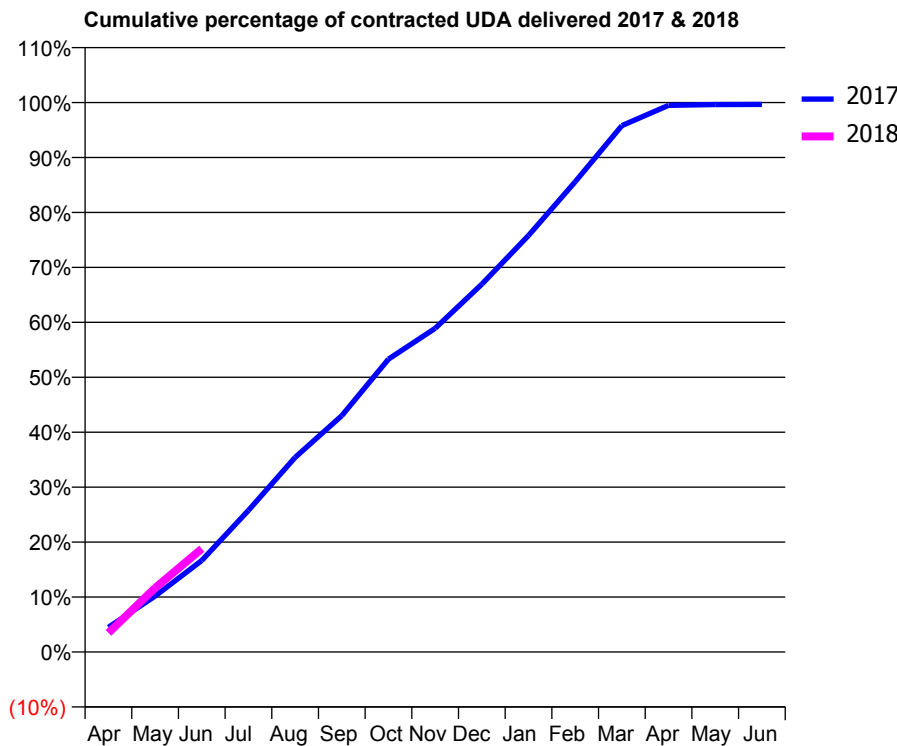
17/18 Contracted general activity (UDA)	27,623
Carry forward general activity (UDA)	0
17/18 Contracted orthodontic activity (UOA)	0
Carry forward orthodontic activity (UOA)	0
Baseline contract value	£730,768.79

ACCESS*

Patients seen in 24 months	Total	Change since previous quarter
Quarter ending June 2016	7,171	
Quarter ending September 2016	7,230	→
Quarter ending December 2016	7,179	→
Quarter ending March 2017	7,307	→
Quarter ending June 2017	7,442	→
Variance since June 2016	3.8%	↑



ACTIVITY



Adjusted Scheduled Activity (UDA)		
Month	2017	2018
April	1,244	960
May	2,812	3,223
June	4,601	5,190
July	7,123	
August	9,782	
September	11,878	
October	14,721	
November	16,271	
December	18,493	
January	20,938	
February	23,639	
March	26,460	
April	27,480	
May	27,522	
June	27,524	

QUALITY

	Quantity	Base Number	Contract	AT	Region	England
% of FP17s for the same patient ID Re-attending within 3 months - Children	34	492	6.9%	9.4%	11.6%	12.0%
% of FP17s for the same patient ID Re-attending within 3 months - Adults	309	1,769	17.5%	15.1%	15.9%	16.0%
% of FP17s for the same patient ID Re-attending between 3 & 9 months - Children	237	492	48.2%	59.5%	60.4%	58.0%
% of FP17s for the same patient ID Re-attending between 3 & 9 months - Adults	803	1,769	45.4%	51.8%	52.3%	50.9%
% of FP17s for Band 1 Urgent Courses	224	1,883	11.9%	9.5%	9.5%	9.1%
% of FP17s Relating to Free Repair or Replacements	20	1,883	1.1%	0.6%	0.7%	0.8%
% of FP17s Relating to Continuations	44	1,883	2.3%	1.0%	1.0%	1.1%
% of Patients satisfied with the dentistry they have received	13	16	81.3%	90.8%	91.9%	91.7%
% of Patients satisfied with the time they had to wait for an appointment	16	16	100.0%	87.8%	88.0%	88.0%

* This is based on patients treated on this contract for their most recent course of treatment. Figures in italics indicate the base number of FP17s or Patient Questionnaire responses are less than 100. N/A is shown where the base number of responses is less than 10 during the period. % is calculated as Quantity/Base number*100

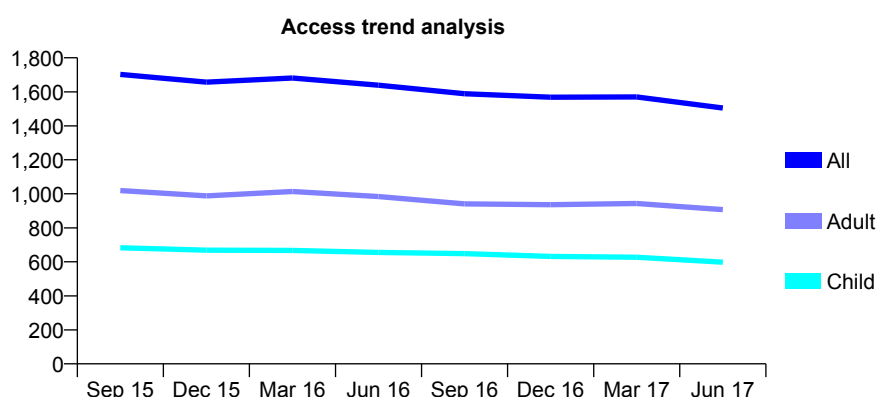
Q68 - Vital Signs At a Glance Contract Report for 239410/0001 - June 2017

Name or company name	MR DB DEWSON
Contract type name	GDS Contract
Purpose of contract	General
Contract start date	01/04/2006
Contract end date	

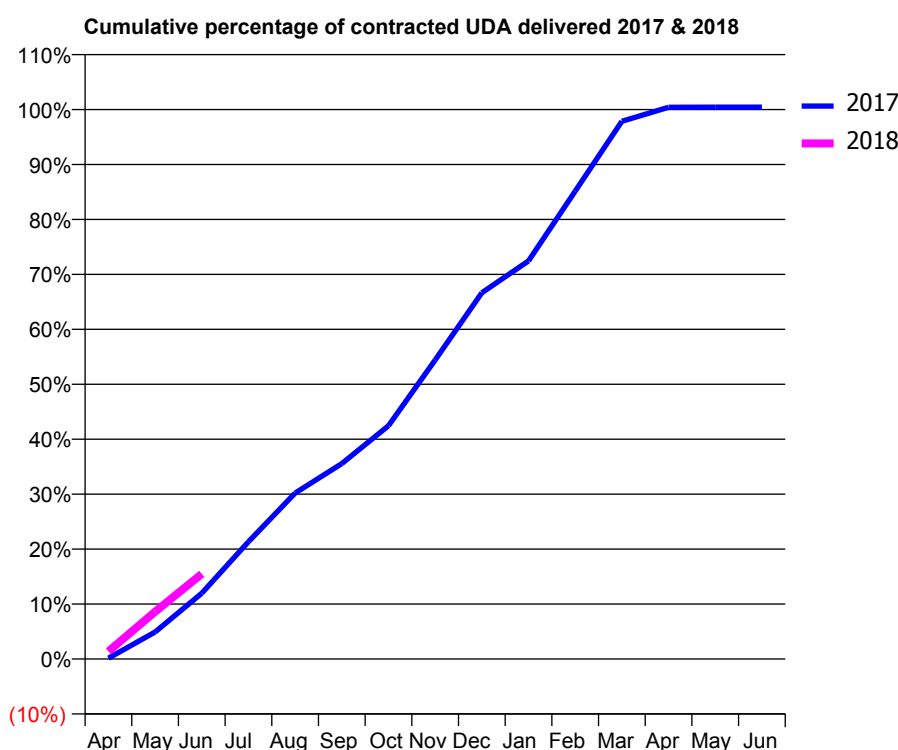
17/18 Contracted general activity (UDA)	5,806
Carry forward general activity (UDA)	0
17/18 Contracted orthodontic activity (UOA)	0
Carry forward orthodontic activity (UOA)	0
Baseline contract value	£142,716.15

ACCESS*

Patients seen in 24 months	Total	Change since previous quarter
Quarter ending June 2016	1,639	
Quarter ending September 2016	1,589	↓
Quarter ending December 2016	1,568	↓
Quarter ending March 2017	1,570	→
Quarter ending June 2017	1,505	↓
Variance since June 2016	(8.2%)	↓



ACTIVITY



Adjusted Scheduled Activity (UDA)		
Month	2017	2018
April	9	81
May	285	499
June	696	899
July	1,239	
August	1,754	
September	2,065	
October	2,465	
November	3,159	
December	3,870	
January	4,206	
February	4,943	
March	5,681	
April	5,829	
May	5,831	
June	5,831	

QUALITY

	Quantity	Base Number	Contract	AT	Region	England
% of FP17s for the same patient ID Re-attending within 3 months - Children	3	137	2.2%	9.4%	11.6%	12.0%
% of FP17s for the same patient ID Re-attending within 3 months - Adults	16	154	10.4%	15.1%	15.9%	16.0%
% of FP17s for the same patient ID Re-attending between 3 & 9 months - Children	45	137	32.8%	59.5%	60.4%	58.0%
% of FP17s for the same patient ID Re-attending between 3 & 9 months - Adults	57	154	37.0%	51.8%	52.3%	50.9%
% of FP17s for Band 1 Urgent Courses	0	255	0.0%	9.5%	9.5%	9.1%
% of FP17s Relating to Free Repair or Replacements	0	255	0.0%	0.6%	0.7%	0.8%
% of FP17s Relating to Continuations	4	255	1.6%	1.0%	1.0%	1.1%
% of Patients satisfied with the dentistry they have received	6	6	N/A	90.8%	91.9%	91.7%
% of Patients satisfied with the time they had to wait for an appointment	6	6	N/A	87.8%	88.0%	88.0%

* This is based on patients treated on this contract for their most recent course of treatment. Figures in italics indicate the base number of FP17s or Patient Questionnaire responses are less than 100. N/A is shown where the base number of responses is less than 10 during the period. % is calculated as Quantity/Base number*100

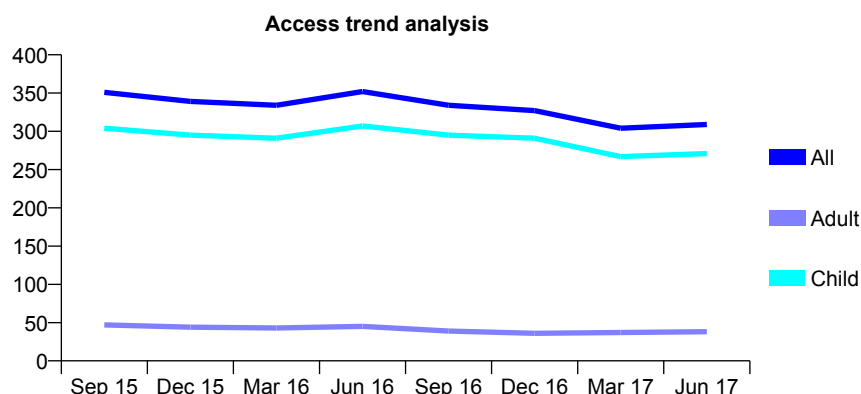
Q68 - Vital Signs At a Glance Contract Report for 239437/0001 - June 2017

Name or company name	MR JT DOWNEY
Contract type name	GDS Contract
Purpose of contract	General
Contract start date	01/04/2006
Contract end date	

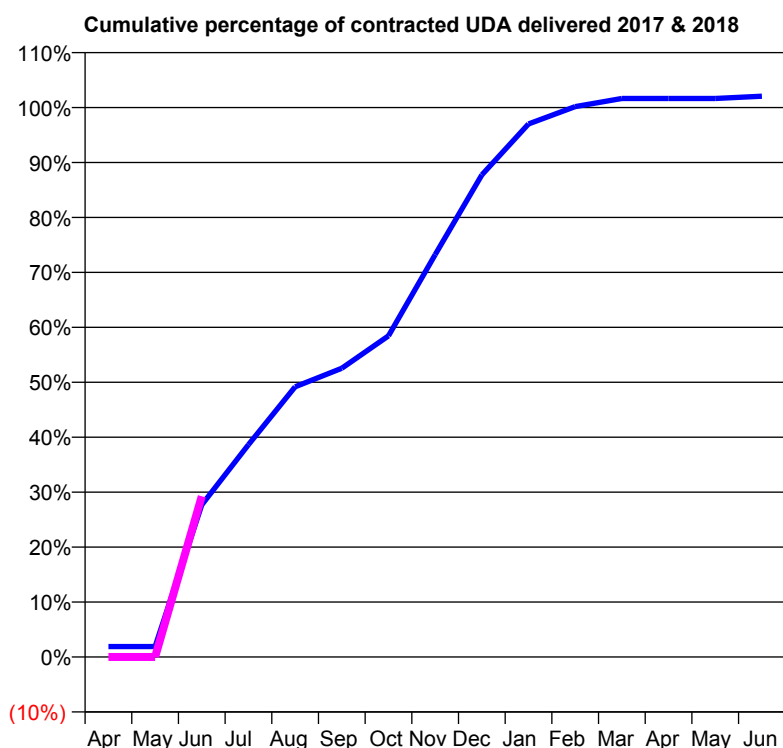
17/18 Contracted general activity (UDA)	475
Carry forward general activity (UDA)	0
17/18 Contracted orthodontic activity (UOA)	0
Carry forward orthodontic activity (UOA)	0
Baseline contract value	£12,675.78

ACCESS*

Patients seen in 24 months	Total	Change since previous quarter
Quarter ending June 2016	352	
Quarter ending September 2016	334	↓
Quarter ending December 2016	327	↓
Quarter ending March 2017	304	↓
Quarter ending June 2017	309	→
Variance since June 2016	(12.2%)	↓



ACTIVITY



Month	Adjusted Scheduled Activity (UDA)	
	2017	2018
April	9	0
May	9	0
June	132	139
July	184	
August	234	
September	250	
October	278	
November	348	
December	417	
January	461	
February	476	
March	483	
April	483	
May	483	
June	485	

QUALITY

	Quantity	Base Number	Contract	AT	Region	England
% of FP17s for the same patient ID Re-attending within 3 months - Children	0	120	0.0%	9.4%	11.6%	12.0%
% of FP17s for the same patient ID Re-attending within 3 months - Adults	0	5	0.0%	15.1%	15.9%	16.0%
% of FP17s for the same patient ID Re-attending between 3 & 9 months - Children	87	120	72.5%	59.5%	60.4%	58.0%
% of FP17s for the same patient ID Re-attending between 3 & 9 months - Adults	3	5	60.0%	51.8%	52.3%	50.9%
% of FP17s for Band 1 Urgent Courses	0	123	0.0%	9.5%	9.5%	9.1%
% of FP17s Relating to Free Repair or Replacements	0	123	0.0%	0.6%	0.7%	0.8%
% of FP17s Relating to Continuations	0	123	0.0%	1.0%	1.0%	1.1%
% of Patients satisfied with the dentistry they have received	0	0	N/A	90.8%	91.9%	91.7%
% of Patients satisfied with the time they had to wait for an appointment	0	0	N/A	87.8%	88.0%	88.0%

* This is based on patients treated on this contract for their most recent course of treatment. Figures in italics indicate the base number of FP17s or Patient Questionnaire responses are less than 100. N/A is shown where the base number of responses is less than 10 during the period. % is calculated as Quantity/Base number*100

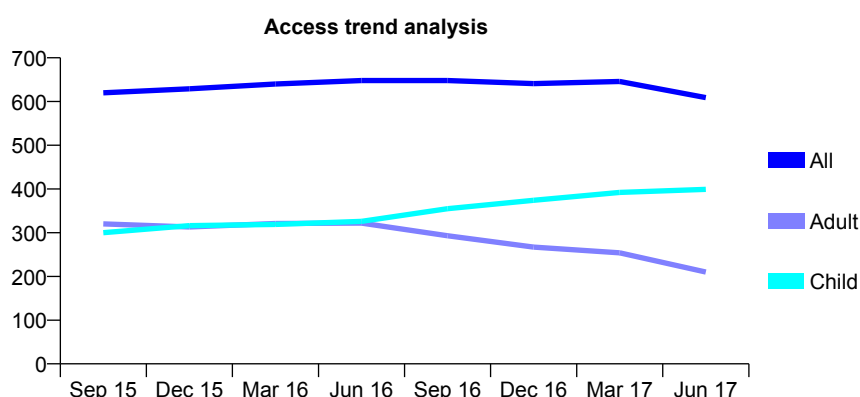
Q68 - Vital Signs At a Glance Contract Report for 239461/0001 - June 2017

Name or company name	MR SW GREAVES
Contract type name	GDS Contract
Purpose of contract	General
Contract start date	18/06/2012
Contract end date	

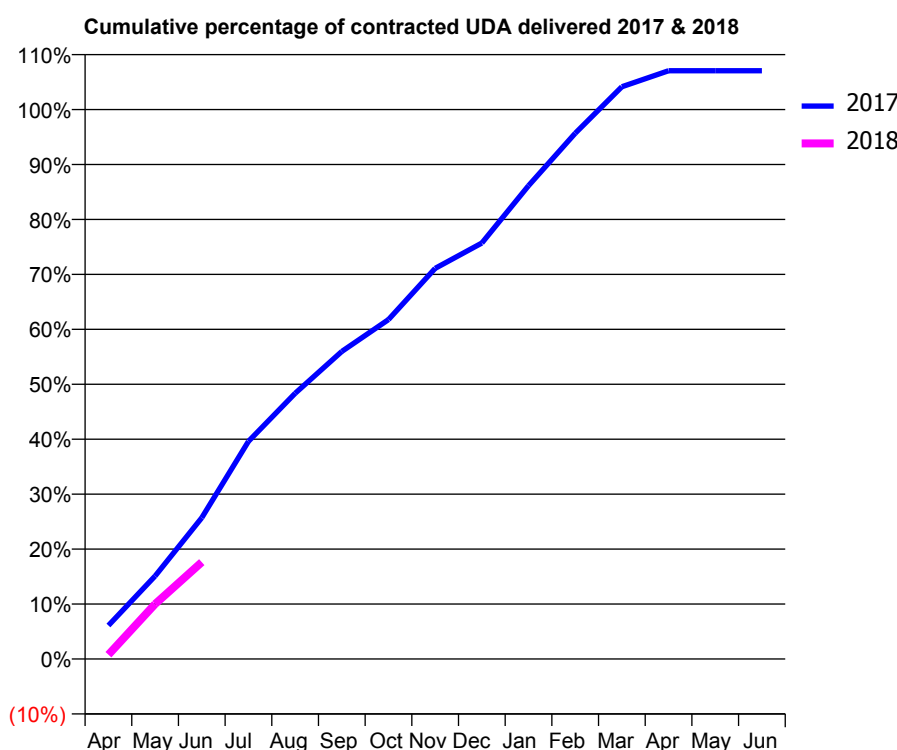
17/18 Contracted general activity (UDA)	1,000
Carry forward general activity (UDA)	0
17/18 Contracted orthodontic activity (UOA)	0
Carry forward orthodontic activity (UOA)	0
Baseline contract value	£22,226.14

ACCESS*

Patients seen in 24 months	Total	Change since previous quarter
Quarter ending June 2016	648	
Quarter ending September 2016	648	→
Quarter ending December 2016	641	↓
Quarter ending March 2017	646	→
Quarter ending June 2017	609	↓
Variance since June 2016	(6.0%)	↓



ACTIVITY



Month	Adjusted Scheduled Activity (UDA)	
	2017	2018
April	61	8
May	151	100
June	257	176
July	396	
August	484	
September	560	
October	618	
November	711	
December	757	
January	861	
February	957	
March	1,041	
April	1,071	
May	1,071	
June	1,071	

QUALITY

	Quantity	Base Number	Contract	AT	Region	England
% of FP17s for the same patient ID Re-attending within 3 months - Children	5	127	3.9%	9.4%	11.6%	12.0%
% of FP17s for the same patient ID Re-attending within 3 months - Adults	3	28	10.7%	15.1%	15.9%	16.0%
% of FP17s for the same patient ID Re-attending between 3 & 9 months - Children	75	127	59.1%	59.5%	60.4%	58.0%
% of FP17s for the same patient ID Re-attending between 3 & 9 months - Adults	18	28	64.3%	51.8%	52.3%	50.9%
% of FP17s for Band 1 Urgent Courses	1	136	0.7%	9.5%	9.5%	9.1%
% of FP17s Relating to Free Repair or Replacements	0	136	0.0%	0.6%	0.7%	0.8%
% of FP17s Relating to Continuations	0	136	0.0%	1.0%	1.0%	1.1%
% of Patients satisfied with the dentistry they have received	0	0	N/A	90.8%	91.9%	91.7%
% of Patients satisfied with the time they had to wait for an appointment	0	0	N/A	87.8%	88.0%	88.0%

* This is based on patients treated on this contract for their most recent course of treatment. Figures in italics indicate the base number of FP17s or Patient Questionnaire responses are less than 100. N/A is shown where the base number of responses is less than 10 during the period. % is calculated as Quantity/Base number*100

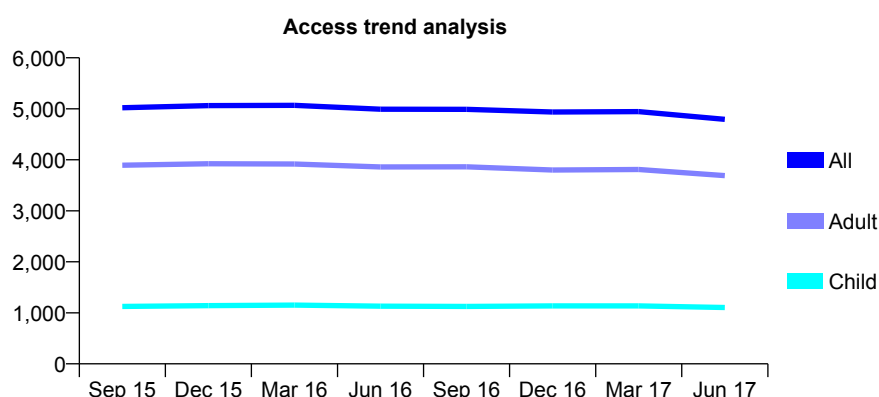
Q68 - Vital Signs At a Glance Contract Report for 241423/0002 - June 2017

Name or company name	MR R SIVA
Contract type name	GDS Contract
Purpose of contract	General
Contract start date	01/12/2007
Contract end date	

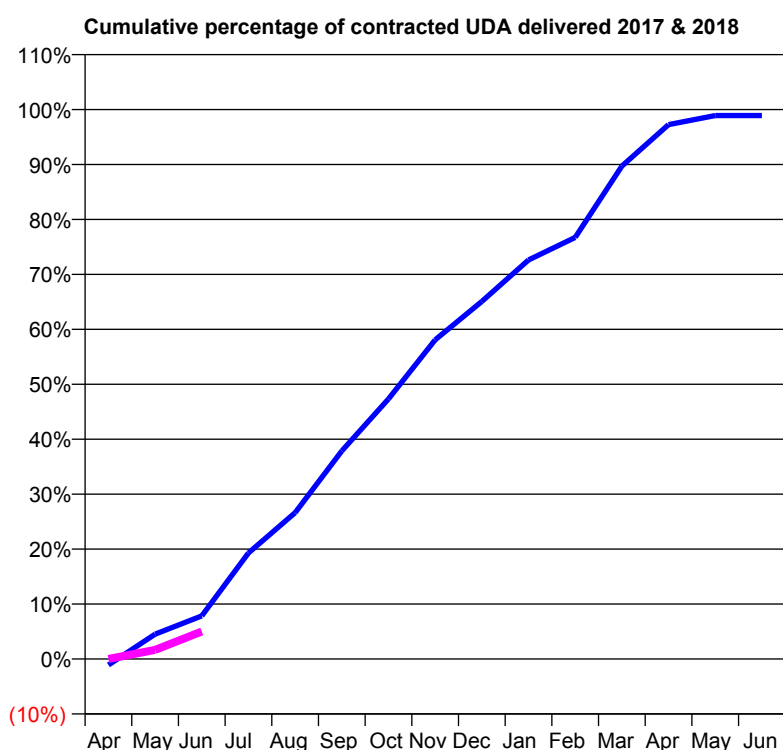
17/18 Contracted general activity (UDA)	15,100
Carry forward general activity (UDA)	0
17/18 Contracted orthodontic activity (UOA)	0
Carry forward orthodontic activity (UOA)	0
Baseline contract value	£356,281.29

ACCESS*

Patients seen in 24 months	Total	Change since previous quarter
Quarter ending June 2016	4,991	
Quarter ending September 2016	4,989	→
Quarter ending December 2016	4,936	↓
Quarter ending March 2017	4,946	→
Quarter ending June 2017	4,794	↓
Variance since June 2016	(3.9%)	↓



ACTIVITY



Adjusted Scheduled Activity (UDA)		
Month	2017	2018
April	-153	0
May	624	250
June	1,082	756
July	2,665	
August	3,675	
September	5,226	
October	6,532	
November	8,017	
December	8,980	
January	10,021	
February	10,587	
March	12,379	
April	13,420	
May	13,649	
June	13,649	

QUALITY

	Quantity	Base Number	Contract	AT	Region	England
% of FP17s for the same patient ID Re-attending within 3 months - Children	13	190	6.8%	9.4%	11.6%	12.0%
% of FP17s for the same patient ID Re-attending within 3 months - Adults	109	681	16.0%	15.1%	15.9%	16.0%
% of FP17s for the same patient ID Re-attending between 3 & 9 months - Children	45	190	23.7%	59.5%	60.4%	58.0%
% of FP17s for the same patient ID Re-attending between 3 & 9 months - Adults	234	681	34.4%	51.8%	52.3%	50.9%
% of FP17s for Band 1 Urgent Courses	83	407	20.4%	9.5%	9.5%	9.1%
% of FP17s Relating to Free Repair or Replacements	0	407	0.0%	0.6%	0.7%	0.8%
% of FP17s Relating to Continuations	1	407	0.2%	1.0%	1.0%	1.1%
% of Patients satisfied with the dentistry they have received	31	33	93.9%	90.8%	91.9%	91.7%
% of Patients satisfied with the time they had to wait for an appointment	31	33	93.9%	87.8%	88.0%	88.0%

* This is based on patients treated on this contract for their most recent course of treatment. Figures in italics indicate the base number of FP17s or Patient Questionnaire responses are less than 100. N/A is shown where the base number of responses is less than 10 during the period. % is calculated as Quantity/Base number*100

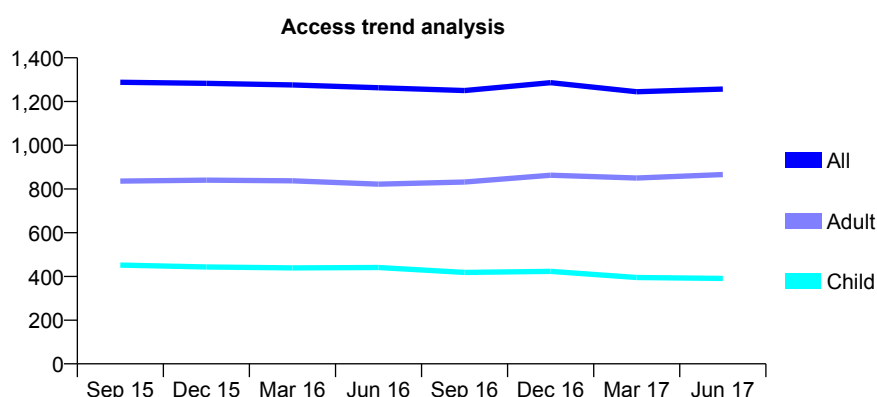
Q68 - Vital Signs At a Glance Contract Report for 245003/0001 - June 2017

Name or company name	MR K ABODI
Contract type name	GDS Contract
Purpose of contract	General
Contract start date	01/04/2006
Contract end date	

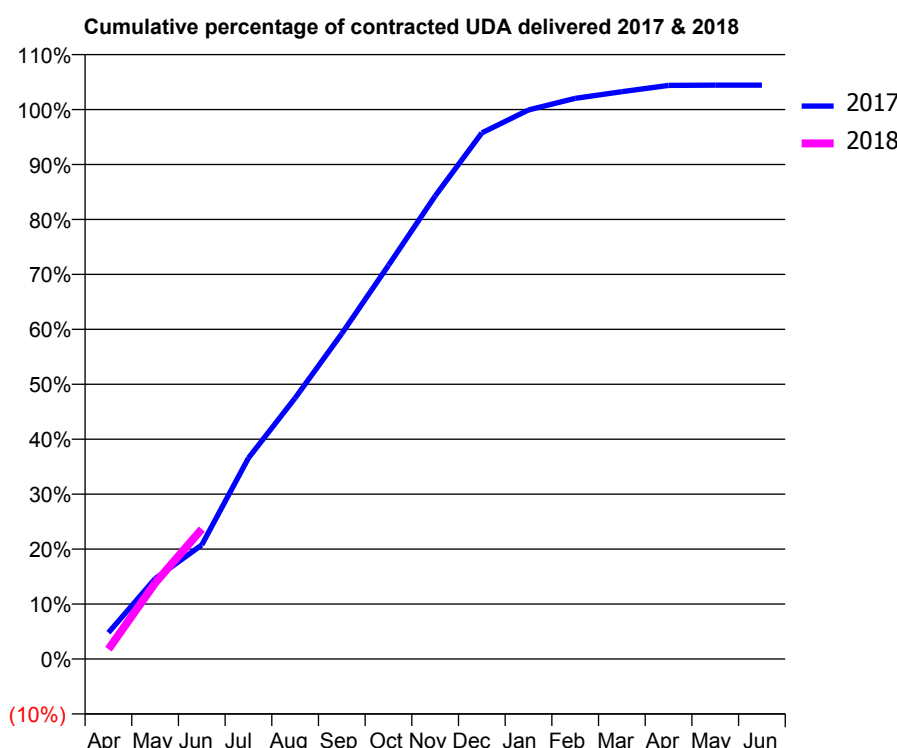
17/18 Contracted general activity (UDA)	2,477
Carry forward general activity (UDA)	0
17/18 Contracted orthodontic activity (UOA)	0
Carry forward orthodontic activity (UOA)	0
Baseline contract value	£60,593.98

ACCESS*

Patients seen in 24 months	Total	Change since previous quarter
Quarter ending June 2016	1,263	
Quarter ending September 2016	1,250	↓
Quarter ending December 2016	1,286	↑
Quarter ending March 2017	1,245	↓
Quarter ending June 2017	1,257	→
Variance since June 2016	(0.5%)	→



ACTIVITY



Adjusted Scheduled Activity (UDA)		
Month	2017	2018
April	119	44
May	362	342
June	514	586
July	906	
August	1,177	
September	1,467	
October	1,775	
November	2,087	
December	2,372	
January	2,475	
February	2,527	
March	2,558	
April	2,586	
May	2,587	
June	2,587	

QUALITY

	Quantity	Base Number	Contract	AT	Region	England
% of FP17s for the same patient ID Re-attending within 3 months - Children	4	166	2.4%	9.4%	11.6%	12.0%
% of FP17s for the same patient ID Re-attending within 3 months - Adults	12	249	4.8%	15.1%	15.9%	16.0%
% of FP17s for the same patient ID Re-attending between 3 & 9 months - Children	111	166	66.9%	59.5%	60.4%	58.0%
% of FP17s for the same patient ID Re-attending between 3 & 9 months - Adults	135	249	54.2%	51.8%	52.3%	50.9%
% of FP17s for Band 1 Urgent Courses	20	392	5.1%	9.5%	9.5%	9.1%
% of FP17s Relating to Free Repair or Replacements	0	392	0.0%	0.6%	0.7%	0.8%
% of FP17s Relating to Continuations	0	392	0.0%	1.0%	1.0%	1.1%
% of Patients satisfied with the dentistry they have received	4	4	N/A	90.8%	91.9%	91.7%
% of Patients satisfied with the time they had to wait for an appointment	4	4	N/A	87.8%	88.0%	88.0%

* This is based on patients treated on this contract for their most recent course of treatment. Figures in italics indicate the base number of FP17s or Patient Questionnaire responses are less than 100. N/A is shown where the base number of responses is less than 10 during the period. % is calculated as Quantity/Base number*100

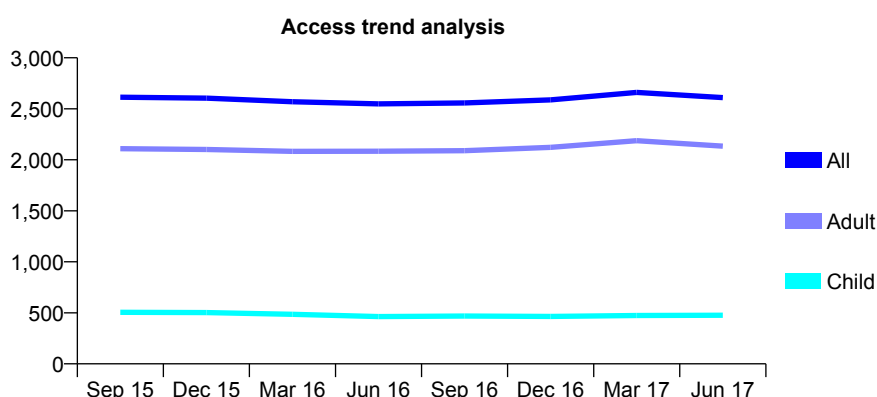
Q68 - Vital Signs At a Glance Contract Report for 249599/0001 - June 2017

Name or company name	Mr Ambrose Ebhohimen
Contract type name	GDS Contract
Purpose of contract	General
Contract start date	01/04/2006
Contract end date	

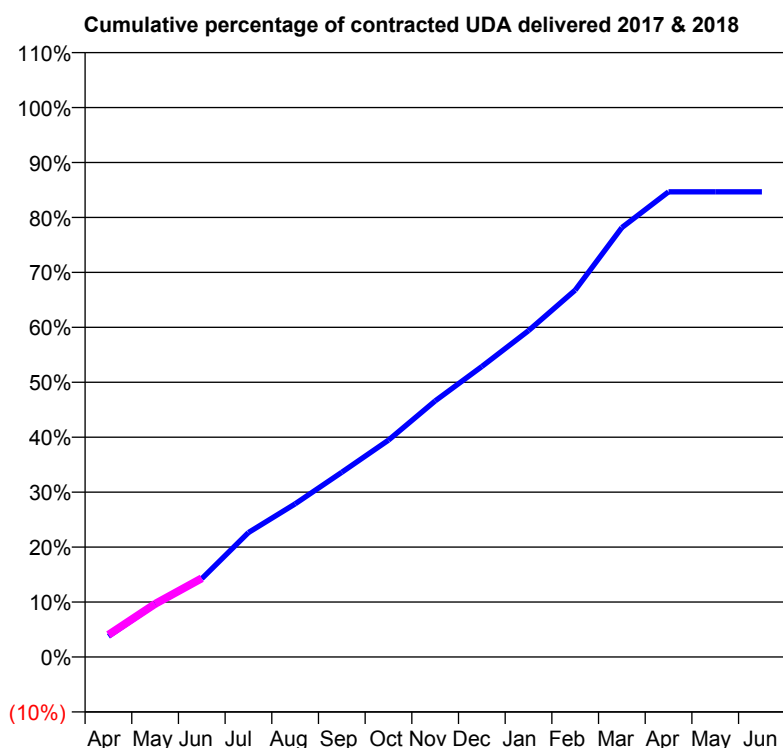
17/18 Contracted general activity (UDA)	9,545
Carry forward general activity (UDA)	0
17/18 Contracted orthodontic activity (UOA)	0
Carry forward orthodontic activity (UOA)	0
Baseline contract value	£211,862.33

ACCESS*

Patients seen in 24 months	Total	Change since previous quarter
Quarter ending June 2016	2,548	
Quarter ending September 2016	2,557	→
Quarter ending December 2016	2,587	→
Quarter ending March 2017	2,661	↑
Quarter ending June 2017	2,610	↓
Variance since June 2016	2.4%	↑



ACTIVITY



Adjusted Scheduled Activity (UDA)		
Month	2017	2018
April	359	386
May	912	923
June	1,360	1,367
July	2,161	
August	2,660	
September	3,208	
October	3,767	
November	4,449	
December	5,045	
January	5,670	
February	6,372	
March	7,460	
April	8,080	
May	8,080	
June	8,081	

QUALITY

	Quantity	Base Number	Contract	AT	Region	England
% of FP17s for the same patient ID Re-attending within 3 months - Children	8	148	5.4%	9.4%	11.6%	12.0%
% of FP17s for the same patient ID Re-attending within 3 months - Adults	123	732	16.8%	15.1%	15.9%	16.0%
% of FP17s for the same patient ID Re-attending between 3 & 9 months - Children	84	148	56.8%	59.5%	60.4%	58.0%
% of FP17s for the same patient ID Re-attending between 3 & 9 months - Adults	386	732	52.7%	51.8%	52.3%	50.9%
% of FP17s for Band 1 Urgent Courses	40	695	5.8%	9.5%	9.5%	9.1%
% of FP17s Relating to Free Repair or Replacements	6	695	0.9%	0.6%	0.7%	0.8%
% of FP17s Relating to Continuations	17	695	2.4%	1.0%	1.0%	1.1%
% of Patients satisfied with the dentistry they have received	17	17	100.0%	90.8%	91.9%	91.7%
% of Patients satisfied with the time they had to wait for an appointment	17	17	100.0%	87.8%	88.0%	88.0%

* This is based on patients treated on this contract for their most recent course of treatment. Figures in italics indicate the base number of FP17s or Patient Questionnaire responses are less than 100. N/A is shown where the base number of responses is less than 10 during the period. % is calculated as Quantity/Base number*100

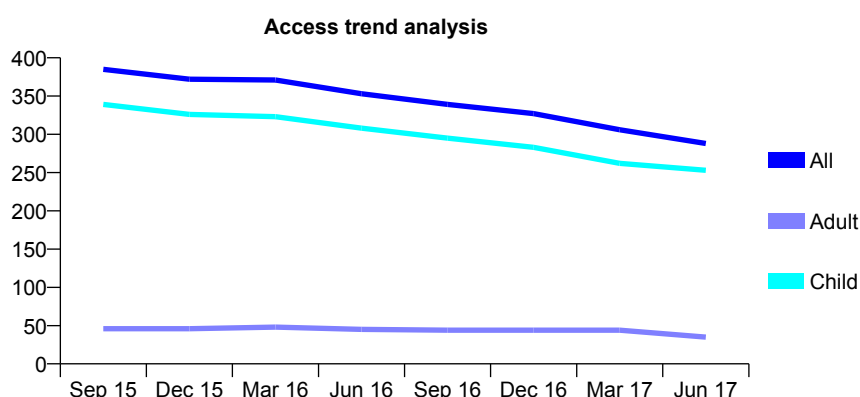
Q68 - Vital Signs At a Glance Contract Report for 250414/0001 - June 2017

Name or company name	MRS EL CLAYTON-JONES
Contract type name	GDS Contract
Purpose of contract	General
Contract start date	01/12/2011
Contract end date	

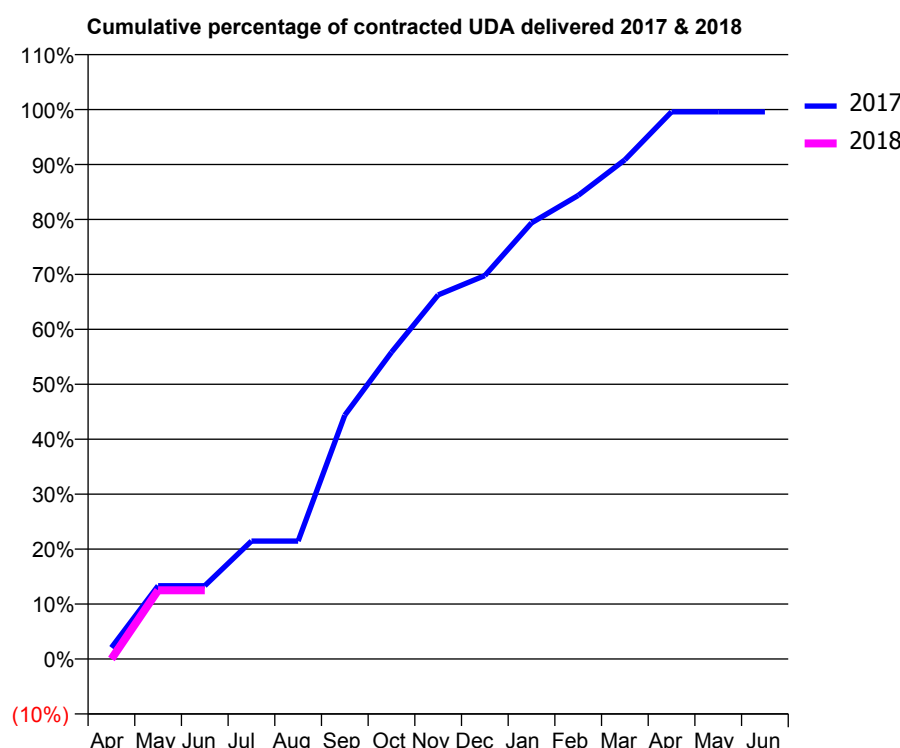
17/18 Contracted general activity (UDA)	480
Carry forward general activity (UDA)	0
17/18 Contracted orthodontic activity (UOA)	0
Carry forward orthodontic activity (UOA)	0
Baseline contract value	£10,666.04

ACCESS*

Patients seen in 24 months	Total	Change since previous quarter
Quarter ending June 2016	353	
Quarter ending September 2016	339	↓
Quarter ending December 2016	327	↓
Quarter ending March 2017	306	↓
Quarter ending June 2017	288	↓
Variance since June 2016	(18.4%)	↓



ACTIVITY



Adjusted Scheduled Activity (UDA)		
Month	2017	2018
April	10	0
May	64	60
June	64	60
July	103	
August	103	
September	213	
October	268	
November	318	
December	335	
January	381	
February	405	
March	436	
April	478	
May	478	
June	478	

QUALITY

	Quantity	Base Number	Contract	AT	Region	England
% of FP17s for the same patient ID Re-attending within 3 months - Children	0	93	0.0%	9.4%	11.6%	12.0%
% of FP17s for the same patient ID Re-attending within 3 months - Adults	0	5	0.0%	15.1%	15.9%	16.0%
% of FP17s for the same patient ID Re-attending between 3 & 9 months - Children	72	93	77.4%	59.5%	60.4%	58.0%
% of FP17s for the same patient ID Re-attending between 3 & 9 months - Adults	2	5	40.0%	51.8%	52.3%	50.9%
% of FP17s for Band 1 Urgent Courses	0	58	0.0%	9.5%	9.5%	9.1%
% of FP17s Relating to Free Repair or Replacements	0	58	0.0%	0.6%	0.7%	0.8%
% of FP17s Relating to Continuations	0	58	0.0%	1.0%	1.0%	1.1%
% of Patients satisfied with the dentistry they have received	0	0	N/A	90.8%	91.9%	91.7%
% of Patients satisfied with the time they had to wait for an appointment	0	0	N/A	87.8%	88.0%	88.0%

* This is based on patients treated on this contract for their most recent course of treatment. Figures in italics indicate the base number of FP17s or Patient Questionnaire responses are less than 100. N/A is shown where the base number of responses is less than 10 during the period. % is calculated as Quantity/Base number*100

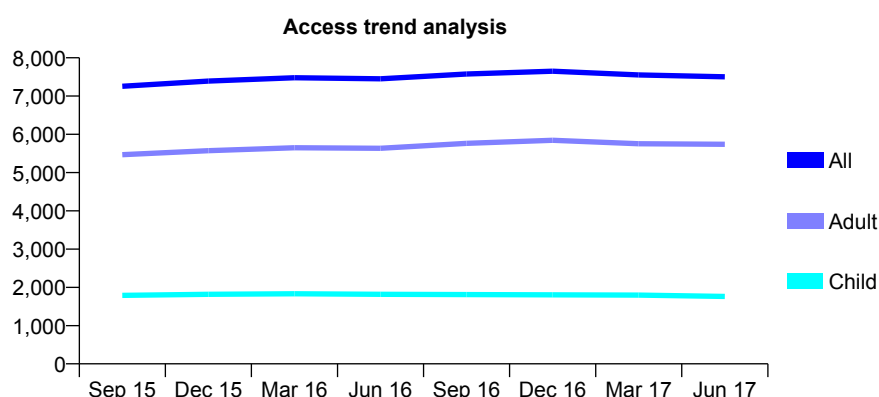
Q68 - Vital Signs At a Glance Contract Report for 251739/0001 - June 2017

Name or company name	MS BS BHATT
Contract type name	GDS Contract
Purpose of contract	General
Contract start date	01/04/2006
Contract end date	

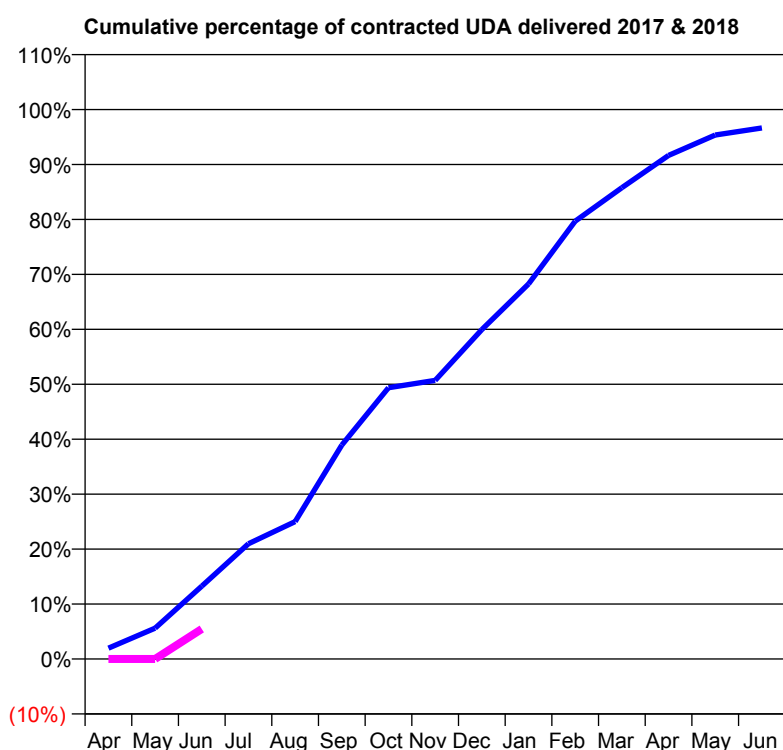
17/18 Contracted general activity (UDA)	16,944
Carry forward general activity (UDA)	0
17/18 Contracted orthodontic activity (UOA)	0
Carry forward orthodontic activity (UOA)	0
Baseline contract value	£376,529.59

ACCESS*

Patients seen in 24 months	Total	Change since previous quarter
Quarter ending June 2016	7,451	
Quarter ending September 2016	7,575	→
Quarter ending December 2016	7,648	→
Quarter ending March 2017	7,552	↓
Quarter ending June 2017	7,504	→
Variance since June 2016	0.7%	→



ACTIVITY



Adjusted Scheduled Activity (UDA)		
Month	2017	2018
April	335	0
May	953	0
June	2,248	929
July	3,556	
August	4,237	
September	6,597	
October	8,365	
November	8,590	
December	10,156	
January	11,564	
February	13,500	
March	14,534	
April	15,529	
May	16,156	
June	16,376	

QUALITY

	Quantity	Base Number	Contract	AT	Region	England
% of FP17s for the same patient ID Re-attending within 3 months - Children	28	436	6.4%	9.4%	11.6%	12.0%
% of FP17s for the same patient ID Re-attending within 3 months - Adults	191	1,291	14.8%	15.1%	15.9%	16.0%
% of FP17s for the same patient ID Re-attending between 3 & 9 months - Children	240	436	55.0%	59.5%	60.4%	58.0%
% of FP17s for the same patient ID Re-attending between 3 & 9 months - Adults	634	1,291	49.1%	51.8%	52.3%	50.9%
% of FP17s for Band 1 Urgent Courses	53	606	8.7%	9.5%	9.5%	9.1%
% of FP17s Relating to Free Repair or Replacements	4	606	0.7%	0.6%	0.7%	0.8%
% of FP17s Relating to Continuations	8	606	1.3%	1.0%	1.0%	1.1%
% of Patients satisfied with the dentistry they have received	14	14	100.0%	90.8%	91.9%	91.7%
% of Patients satisfied with the time they had to wait for an appointment	13	14	92.9%	87.8%	88.0%	88.0%

* This is based on patients treated on this contract for their most recent course of treatment. Figures in italics indicate the base number of FP17s or Patient Questionnaire responses are less than 100. N/A is shown where the base number of responses is less than 10 during the period. % is calculated as Quantity/Base number*100

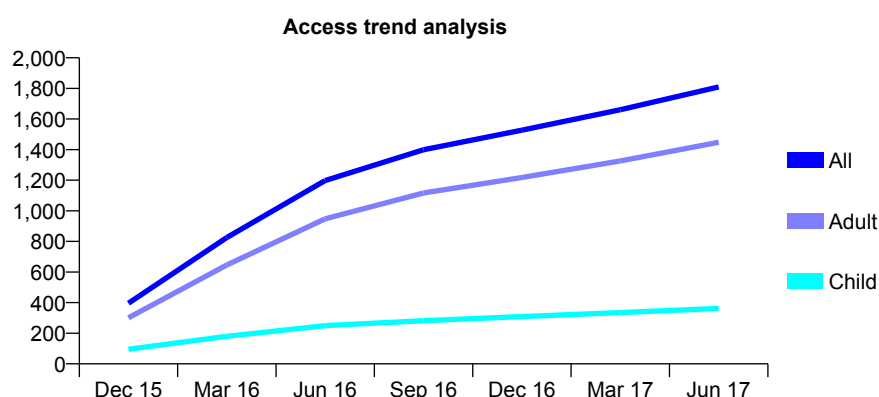
Q68 - Vital Signs At a Glance Contract Report for 252247/0001 - June 2017

Name or company name	MR DI MIHAYLOV
Contract type name	GDS Contract
Purpose of contract	General
Contract start date	01/10/2015
Contract end date	

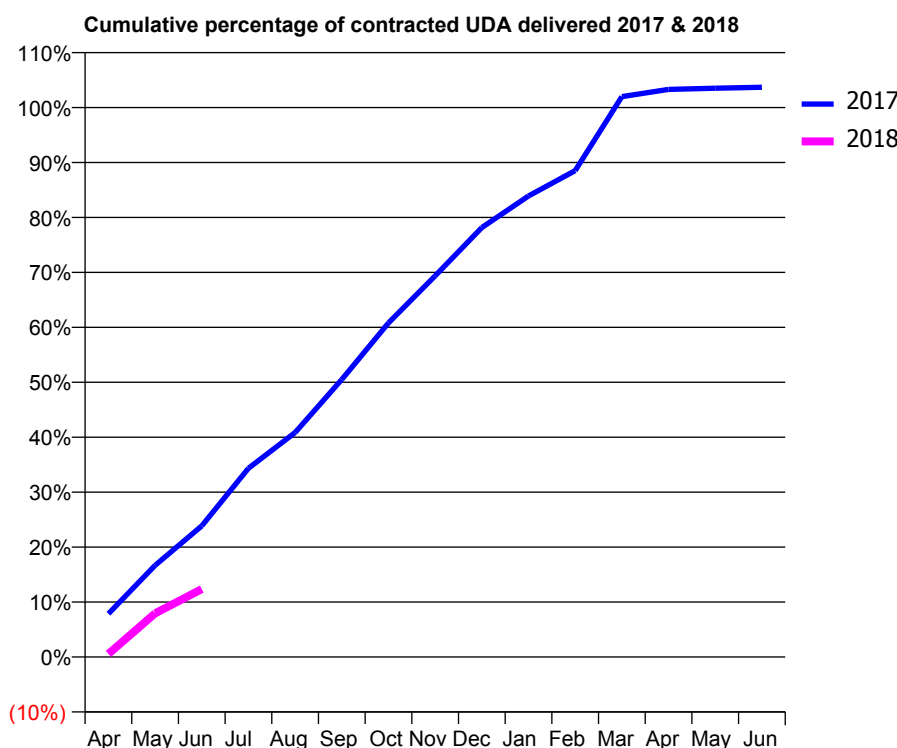
17/18 Contracted general activity (UDA)	6,490
Carry forward general activity (UDA)	0
17/18 Contracted orthodontic activity (UOA)	0
Carry forward orthodontic activity (UOA)	0
Baseline contract value	£149,183.35

ACCESS*

Patients seen in 24 months	Total	Change since previous quarter
Quarter ending June 2016	1,198	
Quarter ending September 2016	1,399	↑
Quarter ending December 2016	1,527	↑
Quarter ending March 2017	1,661	↑
Quarter ending June 2017	1,810	↑
Variance since June 2016	51.1%	↑



ACTIVITY



Month	Adjusted Scheduled Activity (UDA)	
	2017	2018
April	511	37
May	1,083	515
June	1,549	802
July	2,229	
August	2,651	
September	3,279	
October	3,945	
November	4,502	
December	5,072	
January	5,445	
February	5,745	
March	6,618	
April	6,704	
May	6,719	
June	6,729	

QUALITY

	Quantity	Base Number	Contract	AT	Region	England
% of FP17s for the same patient ID Re-attending within 3 months - Children	5	58	8.6%	9.4%	11.6%	12.0%
% of FP17s for the same patient ID Re-attending within 3 months - Adults	38	236	16.1%	15.1%	15.9%	16.0%
% of FP17s for the same patient ID Re-attending between 3 & 9 months - Children	37	58	63.8%	59.5%	60.4%	58.0%
% of FP17s for the same patient ID Re-attending between 3 & 9 months - Adults	108	236	45.8%	51.8%	52.3%	50.9%
% of FP17s for Band 1 Urgent Courses	39	275	14.2%	9.5%	9.5%	9.1%
% of FP17s Relating to Free Repair or Replacements	5	275	1.8%	0.6%	0.7%	0.8%
% of FP17s Relating to Continuations	4	275	1.5%	1.0%	1.0%	1.1%
% of Patients satisfied with the dentistry they have received	3	3	N/A	90.8%	91.9%	91.7%
% of Patients satisfied with the time they had to wait for an appointment	3	3	N/A	87.8%	88.0%	88.0%

* This is based on patients treated on this contract for their most recent course of treatment. Figures in italics indicate the base number of FP17s or Patient Questionnaire responses are less than 100. N/A is shown where the base number of responses is less than 10 during the period. % is calculated as Quantity/Base number*100

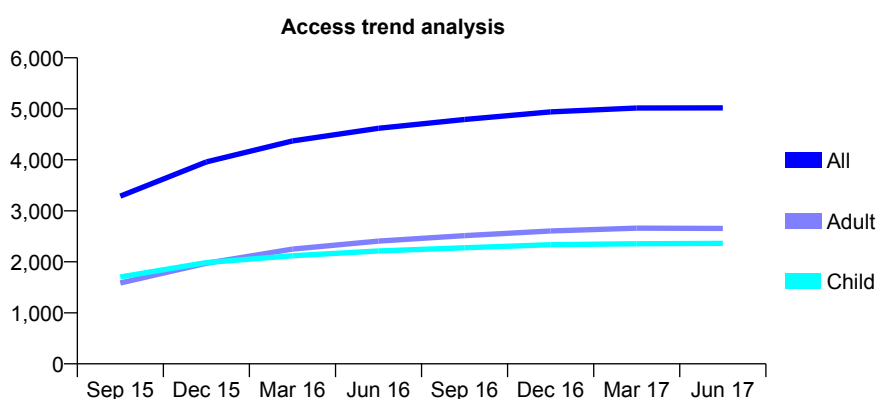
Q68 - Vital Signs At a Glance Contract Report for 253294/0001 - June 2017

Name or company name	MR PA CARR
Contract type name	GDS Contract
Purpose of contract	General
Contract start date	17/02/2015
Contract end date	

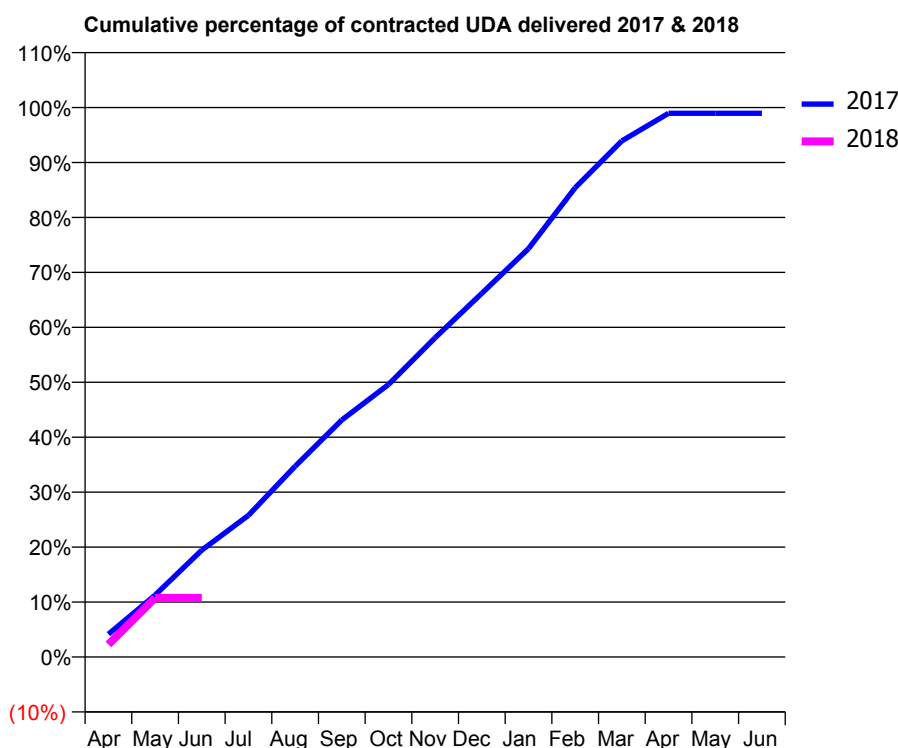
17/18 Contracted general activity (UDA)	12,800
Carry forward general activity (UDA)	0
17/18 Contracted orthodontic activity (UOA)	0
Carry forward orthodontic activity (UOA)	0
Baseline contract value	£285,285.14

ACCESS*

Patients seen in 24 months	Total	Change since previous quarter
Quarter ending June 2016	4,618	
Quarter ending September 2016	4,790	↑
Quarter ending December 2016	4,940	↑
Quarter ending March 2017	5,015	→
Quarter ending June 2017	5,017	→
Variance since June 2016	8.6%	↑



ACTIVITY



Adjusted Scheduled Activity (UDA)		
Month	2017	2018
April	534	293
May	1,444	1,378
June	2,490	1,378
July	3,299	
August	4,442	
September	5,520	
October	6,347	
November	7,436	
December	8,471	
January	9,512	
February	10,933	
March	12,021	
April	12,665	
May	12,665	
June	12,665	

QUALITY

	Quantity	Base Number	Contract	AT	Region	England
% of FP17s for the same patient ID Re-attending within 3 months - Children	38	580	6.6%	9.4%	11.6%	12.0%
% of FP17s for the same patient ID Re-attending within 3 months - Adults	104	622	16.7%	15.1%	15.9%	16.0%
% of FP17s for the same patient ID Re-attending between 3 & 9 months - Children	374	580	64.5%	59.5%	60.4%	58.0%
% of FP17s for the same patient ID Re-attending between 3 & 9 months - Adults	321	622	51.6%	51.8%	52.3%	50.9%
% of FP17s for Band 1 Urgent Courses	102	834	12.2%	9.5%	9.5%	9.1%
% of FP17s Relating to Free Repair or Replacements	0	834	0.0%	0.6%	0.7%	0.8%
% of FP17s Relating to Continuations	10	834	1.2%	1.0%	1.0%	1.1%
% of Patients satisfied with the dentistry they have received	5	5	N/A	90.8%	91.9%	91.7%
% of Patients satisfied with the time they had to wait for an appointment	5	5	N/A	87.8%	88.0%	88.0%

* This is based on patients treated on this contract for their most recent course of treatment. Figures in italics indicate the base number of FP17s or Patient Questionnaire responses are less than 100. N/A is shown where the base number of responses is less than 10 during the period. % is calculated as Quantity/Base number*100

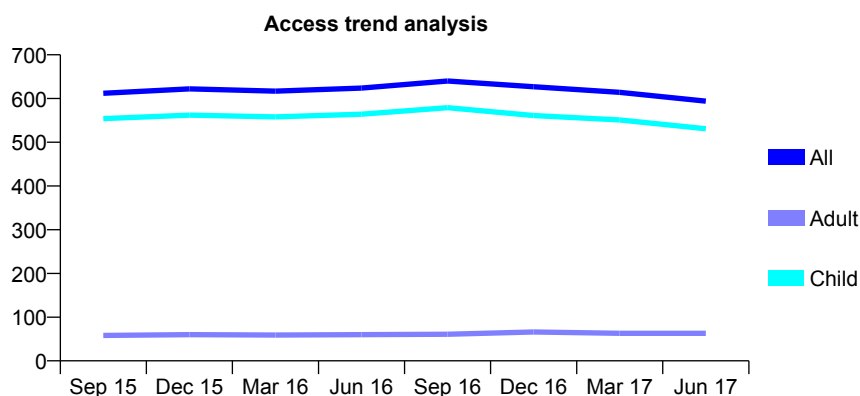
Q68 - Vital Signs At a Glance Contract Report for 253405/0001 - June 2017

Name or company name	MR J BAROTIAN
Contract type name	GDS Contract
Purpose of contract	General
Contract start date	01/04/2006
Contract end date	

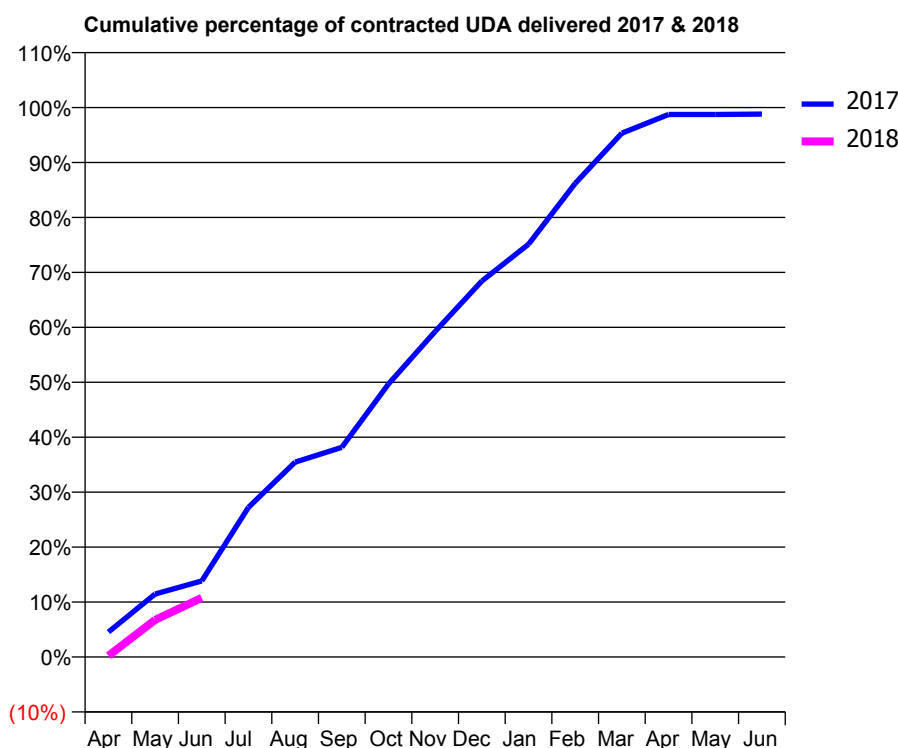
17/18 Contracted general activity (UDA)	1,300
Carry forward general activity (UDA)	0
17/18 Contracted orthodontic activity (UOA)	0
Carry forward orthodontic activity (UOA)	0
Baseline contract value	£32,982.08

ACCESS*

Patients seen in 24 months	Total	Change since previous quarter
Quarter ending June 2016	624	
Quarter ending September 2016	640	↑
Quarter ending December 2016	627	↓
Quarter ending March 2017	614	↓
Quarter ending June 2017	594	↓
Variance since June 2016	(4.8%)	↓



ACTIVITY



Adjusted Scheduled Activity (UDA)		
Month	2017	2018
April	59	3
May	149	88
June	180	140
July	354	
August	461	
September	496	
October	646	
November	770	
December	889	
January	976	
February	1,120	
March	1,239	
April	1,283	
May	1,283	
June	1,284	

QUALITY

	Quantity	Base Number	Contract	AT	Region	England
% of FP17s for the same patient ID Re-attending within 3 months - Children	4	135	3.0%	9.4%	11.6%	12.0%
% of FP17s for the same patient ID Re-attending within 3 months - Adults	0	0	N/A	15.1%	15.9%	16.0%
% of FP17s for the same patient ID Re-attending between 3 & 9 months - Children	100	135	74.1%	59.5%	60.4%	58.0%
% of FP17s for the same patient ID Re-attending between 3 & 9 months - Adults	0	0	N/A	51.8%	52.3%	50.9%
% of FP17s for Band 1 Urgent Courses	0	104	0.0%	9.5%	9.5%	9.1%
% of FP17s Relating to Free Repair or Replacements	0	104	0.0%	0.6%	0.7%	0.8%
% of FP17s Relating to Continuations	0	104	0.0%	1.0%	1.0%	1.1%
% of Patients satisfied with the dentistry they have received	0	0	N/A	90.8%	91.9%	91.7%
% of Patients satisfied with the time they had to wait for an appointment	0	0	N/A	87.8%	88.0%	88.0%

* This is based on patients treated on this contract for their most recent course of treatment. Figures in italics indicate the base number of FP17s or Patient Questionnaire responses are less than 100. N/A is shown where the base number of responses is less than 10 during the period. % is calculated as Quantity/Base number*100

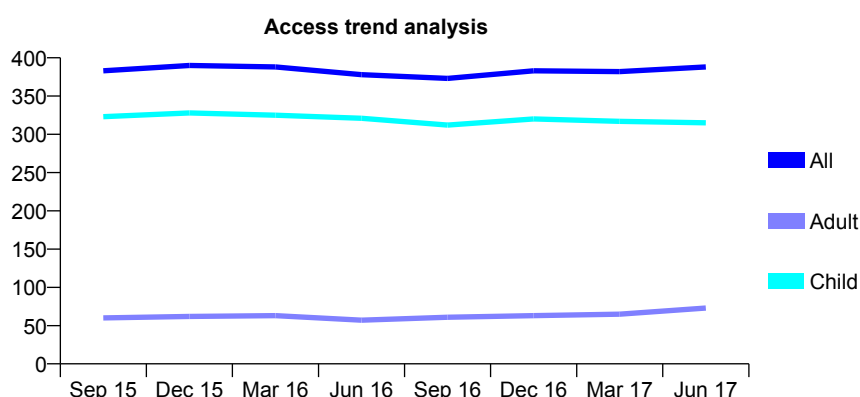
Q68 - Vital Signs At a Glance Contract Report for 253529/0002 - June 2017

Name or company name	MR N JANSEN VAN RENSBURG
Contract type name	GDS Contract
Purpose of contract	General
Contract start date	01/11/2006
Contract end date	

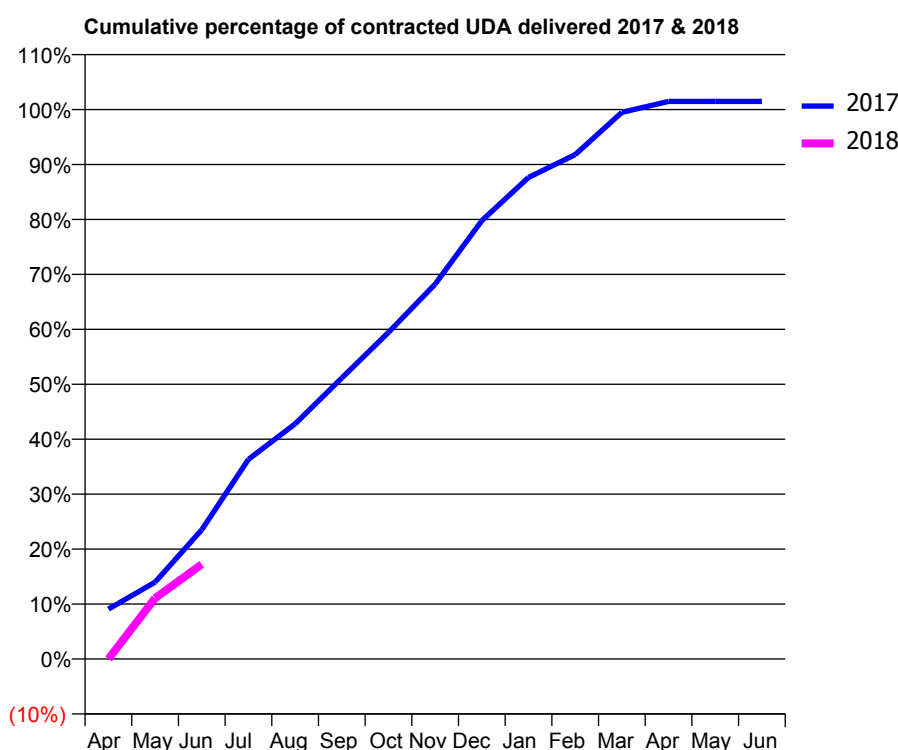
17/18 Contracted general activity (UDA)	650
Carry forward general activity (UDA)	0
17/18 Contracted orthodontic activity (UOA)	0
Carry forward orthodontic activity (UOA)	0
Baseline contract value	£14,446.70

ACCESS*

Patients seen in 24 months	Total	Change since previous quarter
Quarter ending June 2016	378	
Quarter ending September 2016	373	↓
Quarter ending December 2016	383	↑
Quarter ending March 2017	382	→
Quarter ending June 2017	388	→
Variance since June 2016	2.6%	↑



ACTIVITY



Month	Adjusted Scheduled Activity (UDA)	
	2017	2018
April	59	0
May	91	72
June	153	112
July	236	
August	278	
September	332	
October	386	
November	443	
December	519	
January	570	
February	597	
March	647	
April	660	
May	660	
June	660	

QUALITY

	Quantity	Base Number	Contract	AT	Region	England
% of FP17s for the same patient ID Re-attending within 3 months - Children	1	92	1.1%	9.4%	11.6%	12.0%
% of FP17s for the same patient ID Re-attending within 3 months - Adults	0	10	0.0%	15.1%	15.9%	16.0%
% of FP17s for the same patient ID Re-attending between 3 & 9 months - Children	55	92	59.8%	59.5%	60.4%	58.0%
% of FP17s for the same patient ID Re-attending between 3 & 9 months - Adults	5	10	50.0%	51.8%	52.3%	50.9%
% of FP17s for Band 1 Urgent Courses	0	91	0.0%	9.5%	9.5%	9.1%
% of FP17s Relating to Free Repair or Replacements	0	91	0.0%	0.6%	0.7%	0.8%
% of FP17s Relating to Continuations	0	91	0.0%	1.0%	1.0%	1.1%
% of Patients satisfied with the dentistry they have received	1	1	N/A	90.8%	91.9%	91.7%
% of Patients satisfied with the time they had to wait for an appointment	1	1	N/A	87.8%	88.0%	88.0%

* This is based on patients treated on this contract for their most recent course of treatment. Figures in italics indicate the base number of FP17s or Patient Questionnaire responses are less than 100. N/A is shown where the base number of responses is less than 10 during the period. % is calculated as Quantity/Base number*100

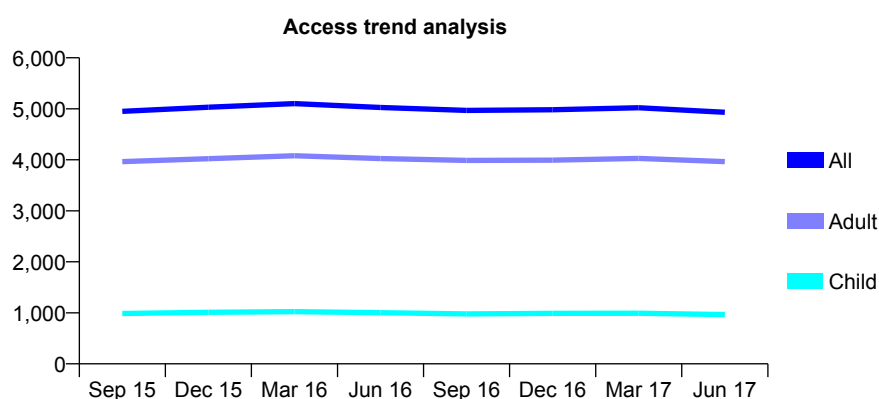
Q68 - Vital Signs At a Glance Contract Report for 253634/0002 - June 2017

Name or company name	MR K CHRISTIAN
Contract type name	GDS Contract
Purpose of contract	General
Contract start date	01/04/2006
Contract end date	

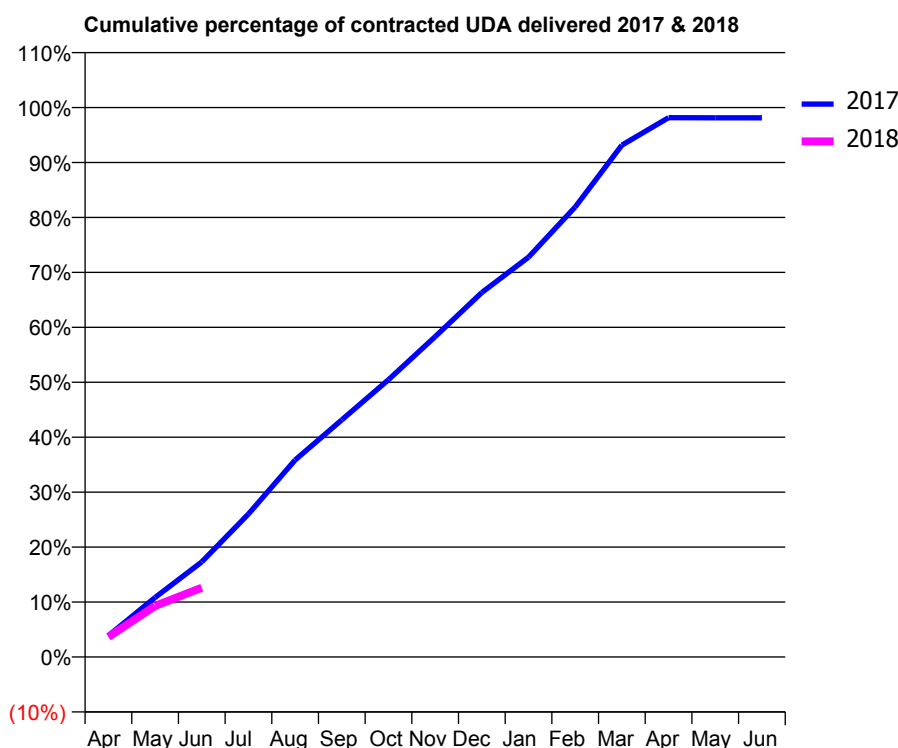
17/18 Contracted general activity (UDA)	12,660
Carry forward general activity (UDA)	0
17/18 Contracted orthodontic activity (UOA)	0
Carry forward orthodontic activity (UOA)	0
Baseline contract value	£281,377.04

ACCESS*

Patients seen in 24 months	Total	Change since previous quarter
Quarter ending June 2016	5,027	
Quarter ending September 2016	4,968	↓
Quarter ending December 2016	4,983	→
Quarter ending March 2017	5,021	→
Quarter ending June 2017	4,931	↓
Variance since June 2016	(1.9%)	↓



ACTIVITY



Adjusted Scheduled Activity (UDA)		
Month	2017	2018
April	574	463
May	1,594	1,178
June	2,546	1,596
July	3,828	
August	5,274	
September	6,347	
October	7,419	
November	8,572	
December	9,756	
January	10,699	
February	12,044	
March	13,697	
April	14,435	
May	14,432	
June	14,432	

QUALITY

	Quantity	Base Number	Contract	AT	Region	England
% of FP17s for the same patient ID Re-attending within 3 months - Children	13	262	5.0%	9.4%	11.6%	12.0%
% of FP17s for the same patient ID Re-attending within 3 months - Adults	134	1,070	12.5%	15.1%	15.9%	16.0%
% of FP17s for the same patient ID Re-attending between 3 & 9 months - Children	186	262	71.0%	59.5%	60.4%	58.0%
% of FP17s for the same patient ID Re-attending between 3 & 9 months - Adults	752	1,070	70.3%	51.8%	52.3%	50.9%
% of FP17s for Band 1 Urgent Courses	54	1,033	5.2%	9.5%	9.5%	9.1%
% of FP17s Relating to Free Repair or Replacements	6	1,033	0.6%	0.6%	0.7%	0.8%
% of FP17s Relating to Continuations	4	1,033	0.4%	1.0%	1.0%	1.1%
% of Patients satisfied with the dentistry they have received	12	12	100.0%	90.8%	91.9%	91.7%
% of Patients satisfied with the time they had to wait for an appointment	11	12	91.7%	87.8%	88.0%	88.0%

* This is based on patients treated on this contract for their most recent course of treatment. Figures in italics indicate the base number of FP17s or Patient Questionnaire responses are less than 100. N/A is shown where the base number of responses is less than 10 during the period. % is calculated as Quantity/Base number*100

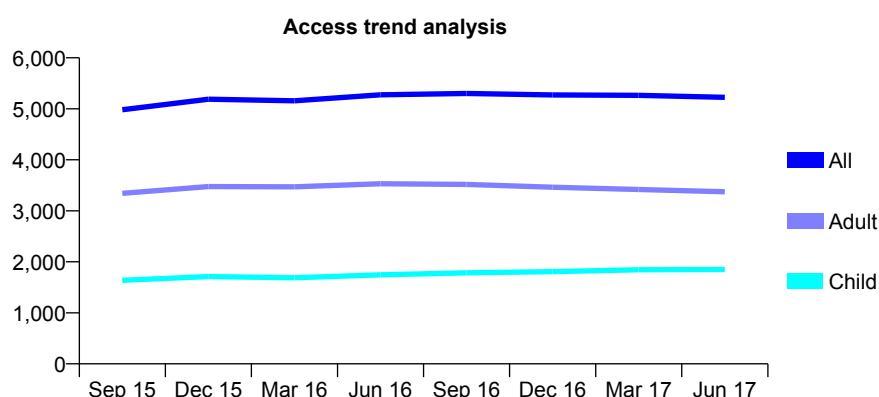
Q68 - Vital Signs At a Glance Contract Report for 262803/0004 - June 2017

Name or company name	MR SA BUTT
Contract type name	GDS Contract
Purpose of contract	General
Contract start date	01/04/2006
Contract end date	

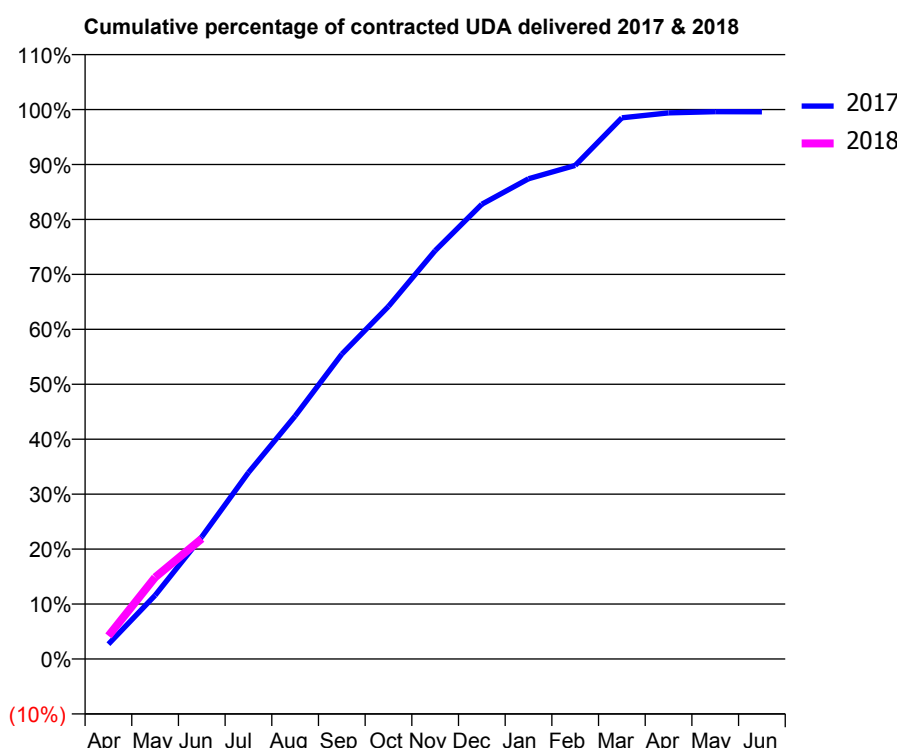
17/18 Contracted general activity (UDA)	8,741
Carry forward general activity (UDA)	0
17/18 Contracted orthodontic activity (UOA)	0
Carry forward orthodontic activity (UOA)	0
Baseline contract value	£199,897.40

ACCESS*

Patients seen in 24 months	Total	Change since previous quarter
Quarter ending June 2016	5,274	
Quarter ending September 2016	5,301	→
Quarter ending December 2016	5,271	→
Quarter ending March 2017	5,263	→
Quarter ending June 2017	5,225	→
Variance since June 2016	(0.9%)	→



ACTIVITY



Adjusted Scheduled Activity (UDA)		
Month	2017	2018
April	237	368
May	1,013	1,299
June	1,945	1,914
July	2,966	
August	3,867	
September	4,849	
October	5,610	
November	6,497	
December	7,235	
January	7,640	
February	7,852	
March	8,609	
April	8,687	
May	8,707	
June	8,705	

QUALITY

	Quantity	Base Number	Contract	AT	Region	England
% of FP17s for the same patient ID Re-attending within 3 months - Children	25	613	4.1%	9.4%	11.6%	12.0%
% of FP17s for the same patient ID Re-attending within 3 months - Adults	82	818	10.0%	15.1%	15.9%	16.0%
% of FP17s for the same patient ID Re-attending between 3 & 9 months - Children	270	613	44.0%	59.5%	60.4%	58.0%
% of FP17s for the same patient ID Re-attending between 3 & 9 months - Adults	327	818	40.0%	51.8%	52.3%	50.9%
% of FP17s for Band 1 Urgent Courses	120	974	12.3%	9.5%	9.5%	9.1%
% of FP17s Relating to Free Repair or Replacements	1	974	0.1%	0.6%	0.7%	0.8%
% of FP17s Relating to Continuations	0	974	0.0%	1.0%	1.0%	1.1%
% of Patients satisfied with the dentistry they have received	7	8	N/A	90.8%	91.9%	91.7%
% of Patients satisfied with the time they had to wait for an appointment	6	8	N/A	87.8%	88.0%	88.0%

* This is based on patients treated on this contract for their most recent course of treatment. Figures in italics indicate the base number of FP17s or Patient Questionnaire responses are less than 100. N/A is shown where the base number of responses is less than 10 during the period. % is calculated as Quantity/Base number*100

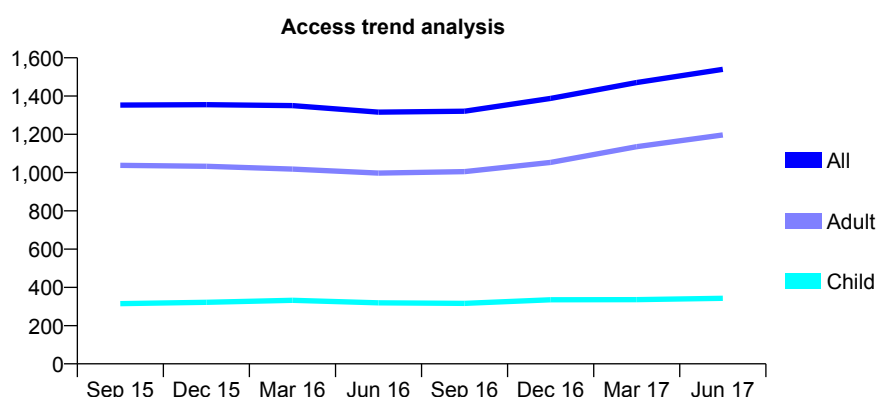
Q68 - Vital Signs At a Glance Contract Report for 263656/0004 - June 2017

Name or company name	MR P APOSTOLOPOULOS
Contract type name	GDS Contract
Purpose of contract	General
Contract start date	01/09/2011
Contract end date	

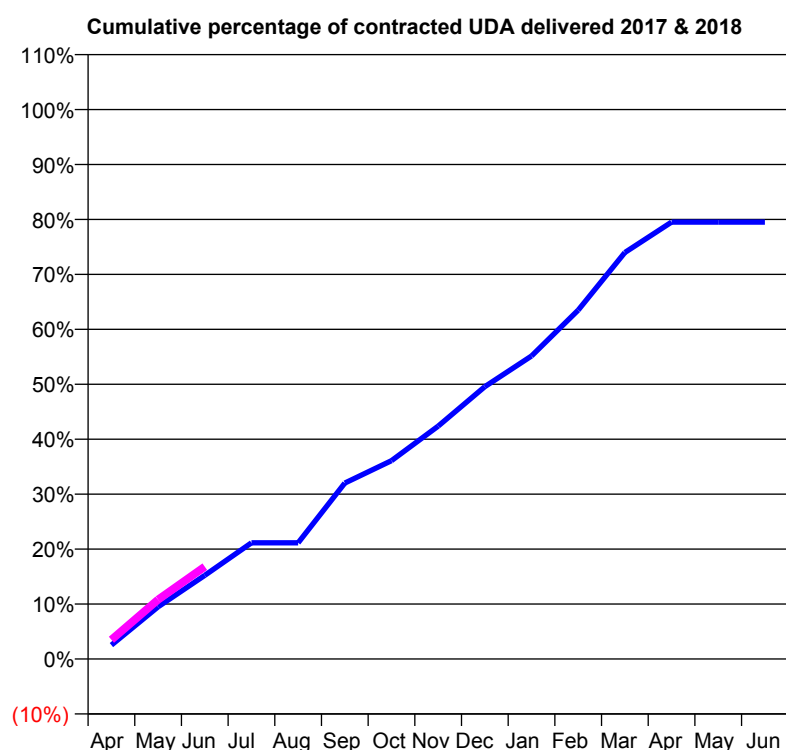
17/18 Contracted general activity (UDA)	5,000
Carry forward general activity (UDA)	0
17/18 Contracted orthodontic activity (UOA)	0
Carry forward orthodontic activity (UOA)	0
Baseline contract value	£127,783.09

ACCESS*

Patients seen in 24 months	Total	Change since previous quarter
Quarter ending June 2016	1,316	
Quarter ending September 2016	1,321	→
Quarter ending December 2016	1,388	↑
Quarter ending March 2017	1,471	↑
Quarter ending June 2017	1,540	↑
Variance since June 2016	17.0%	↑



ACTIVITY



Adjusted Scheduled Activity (UDA)		
Month	2017	2018
April	126	175
May	475	541
June	761	841
July	1,058	
August	1,058	
September	1,601	
October	1,805	
November	2,119	
December	2,479	
January	2,757	
February	3,174	
March	3,699	
April	3,975	
May	3,976	
June	3,976	

QUALITY

	Quantity	Base Number	Contract	AT	Region	England
% of FP17s for the same patient ID Re-attending within 3 months - Children	11	129	8.5%	9.4%	11.6%	12.0%
% of FP17s for the same patient ID Re-attending within 3 months - Adults	62	397	15.6%	15.1%	15.9%	16.0%
% of FP17s for the same patient ID Re-attending between 3 & 9 months - Children	80	129	62.0%	59.5%	60.4%	58.0%
% of FP17s for the same patient ID Re-attending between 3 & 9 months - Adults	206	397	51.9%	51.8%	52.3%	50.9%
% of FP17s for Band 1 Urgent Courses	38	426	8.9%	9.5%	9.5%	9.1%
% of FP17s Relating to Free Repair or Replacements	0	426	0.0%	0.6%	0.7%	0.8%
% of FP17s Relating to Continuations	3	426	0.7%	1.0%	1.0%	1.1%
% of Patients satisfied with the dentistry they have received	8	10	80.0%	90.8%	91.9%	91.7%
% of Patients satisfied with the time they had to wait for an appointment	8	10	80.0%	87.8%	88.0%	88.0%

* This is based on patients treated on this contract for their most recent course of treatment. Figures in italics indicate the base number of FP17s or Patient Questionnaire responses are less than 100. N/A is shown where the base number of responses is less than 10 during the period. % is calculated as Quantity/Base number*100

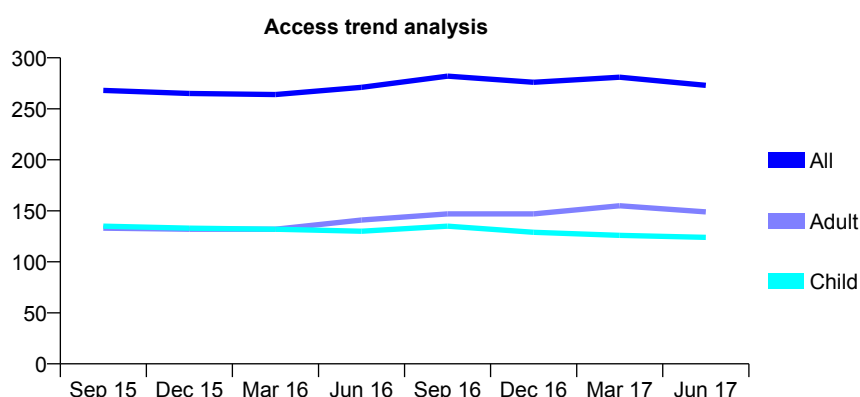
Q68 - Vital Signs At a Glance Contract Report for 272388/0001 - June 2017

Name or company name	MISS B LOGAN
Contract type name	GDS Contract
Purpose of contract	General
Contract start date	17/06/2011
Contract end date	

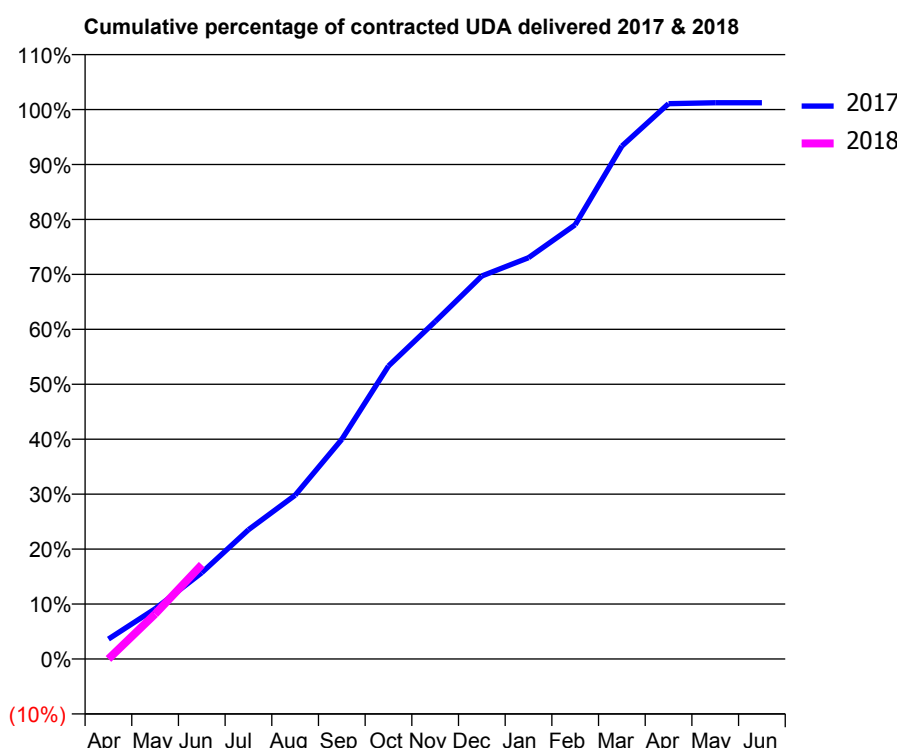
17/18 Contracted general activity (UDA)	750
Carry forward general activity (UDA)	0
17/18 Contracted orthodontic activity (UOA)	0
Carry forward orthodontic activity (UOA)	0
Baseline contract value	£17,551.31

ACCESS*

Patients seen in 24 months	Total	Change since previous quarter
Quarter ending June 2016	271	
Quarter ending September 2016	282	↑
Quarter ending December 2016	276	↓
Quarter ending March 2017	281	→
Quarter ending June 2017	273	↓
Variance since June 2016	0.7%	→



ACTIVITY



Month	Adjusted Scheduled Activity (UDA)	
	2017	2018
April	27	0
May	69	61
June	118	129
July	176	
August	224	
September	300	
October	400	
November	461	
December	523	
January	548	
February	593	
March	700	
April	758	
May	759	
June	759	

QUALITY

	Quantity	Base Number	Contract	AT	Region	England
% of FP17s for the same patient ID Re-attending within 3 months - Children	1	49	2.0%	9.4%	11.6%	12.0%
% of FP17s for the same patient ID Re-attending within 3 months - Adults	18	66	27.3%	15.1%	15.9%	16.0%
% of FP17s for the same patient ID Re-attending between 3 & 9 months - Children	36	49	73.5%	59.5%	60.4%	58.0%
% of FP17s for the same patient ID Re-attending between 3 & 9 months - Adults	30	66	45.5%	51.8%	52.3%	50.9%
% of FP17s for Band 1 Urgent Courses	9	89	10.1%	9.5%	9.5%	9.1%
% of FP17s Relating to Free Repair or Replacements	0	89	0.0%	0.6%	0.7%	0.8%
% of FP17s Relating to Continuations	1	89	1.1%	1.0%	1.0%	1.1%
% of Patients satisfied with the dentistry they have received	0	0	N/A	90.8%	91.9%	91.7%
% of Patients satisfied with the time they had to wait for an appointment	0	0	N/A	87.8%	88.0%	88.0%

* This is based on patients treated on this contract for their most recent course of treatment. Figures in italics indicate the base number of FP17s or Patient Questionnaire responses are less than 100. N/A is shown where the base number of responses is less than 10 during the period. % is calculated as Quantity/Base number*100

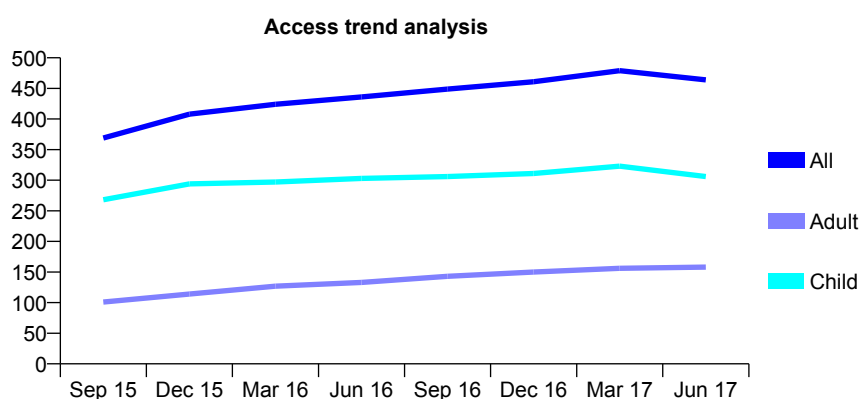
Q68 - Vital Signs At a Glance Contract Report for 274089/0001 - June 2017

Name or company name	MR CJ METZNER
Contract type name	GDS Contract
Purpose of contract	General
Contract start date	19/12/2014
Contract end date	

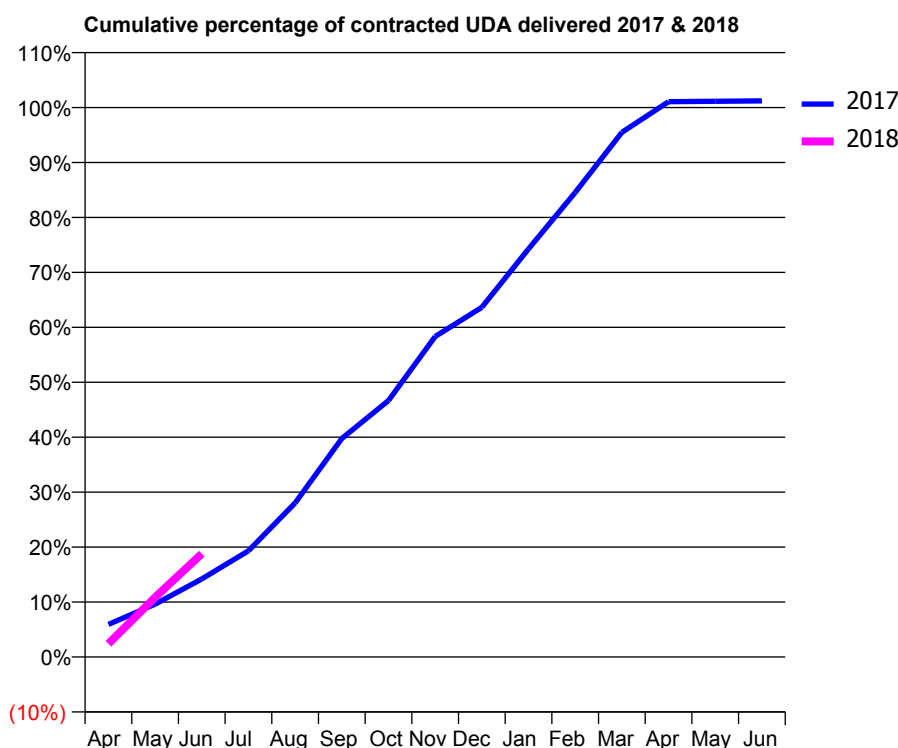
17/18 Contracted general activity (UDA)	1,200
Carry forward general activity (UDA)	0
17/18 Contracted orthodontic activity (UOA)	0
Carry forward orthodontic activity (UOA)	0
Baseline contract value	£28,258.36

ACCESS*

Patients seen in 24 months	Total	Change since previous quarter
Quarter ending June 2016	436	
Quarter ending September 2016	449	↑
Quarter ending December 2016	461	↑
Quarter ending March 2017	479	↑
Quarter ending June 2017	464	↓
Variance since June 2016	6.4%	↑



ACTIVITY



Adjusted Scheduled Activity (UDA)		
Month	2017	2018
April	71	29
May	116	130
June	171	225
July	232	
August	337	
September	477	
October	560	
November	700	
December	764	
January	891	
February	1,014	
March	1,146	
April	1,213	
May	1,214	
June	1,215	

QUALITY

	Quantity	Base Number	Contract	AT	Region	England
% of FP17s for the same patient ID Re-attending within 3 months - Children	12	105	11.4%	9.4%	11.6%	12.0%
% of FP17s for the same patient ID Re-attending within 3 months - Adults	2	40	5.0%	15.1%	15.9%	16.0%
% of FP17s for the same patient ID Re-attending between 3 & 9 months - Children	58	105	55.2%	59.5%	60.4%	58.0%
% of FP17s for the same patient ID Re-attending between 3 & 9 months - Adults	30	40	75.0%	51.8%	52.3%	50.9%
% of FP17s for Band 1 Urgent Courses	2	116	1.7%	9.5%	9.5%	9.1%
% of FP17s Relating to Free Repair or Replacements	0	116	0.0%	0.6%	0.7%	0.8%
% of FP17s Relating to Continuations	0	116	0.0%	1.0%	1.0%	1.1%
% of Patients satisfied with the dentistry they have received	0	0	N/A	90.8%	91.9%	91.7%
% of Patients satisfied with the time they had to wait for an appointment	0	0	N/A	87.8%	88.0%	88.0%

* This is based on patients treated on this contract for their most recent course of treatment. Figures in italics indicate the base number of FP17s or Patient Questionnaire responses are less than 100. N/A is shown where the base number of responses is less than 10 during the period. % is calculated as Quantity/Base number*100

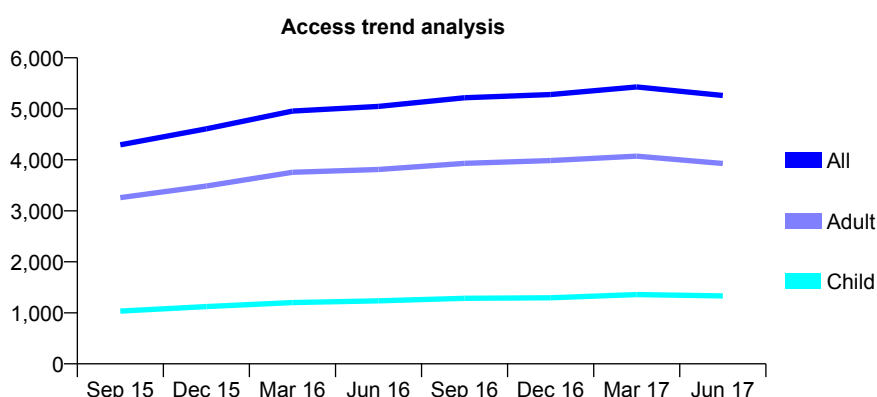
Q68 - Vital Signs At a Glance Contract Report for 274194/0001 - June 2017

Name or company name	MR S PATEL
Contract type name	GDS Contract
Purpose of contract	General
Contract start date	01/10/2008
Contract end date	

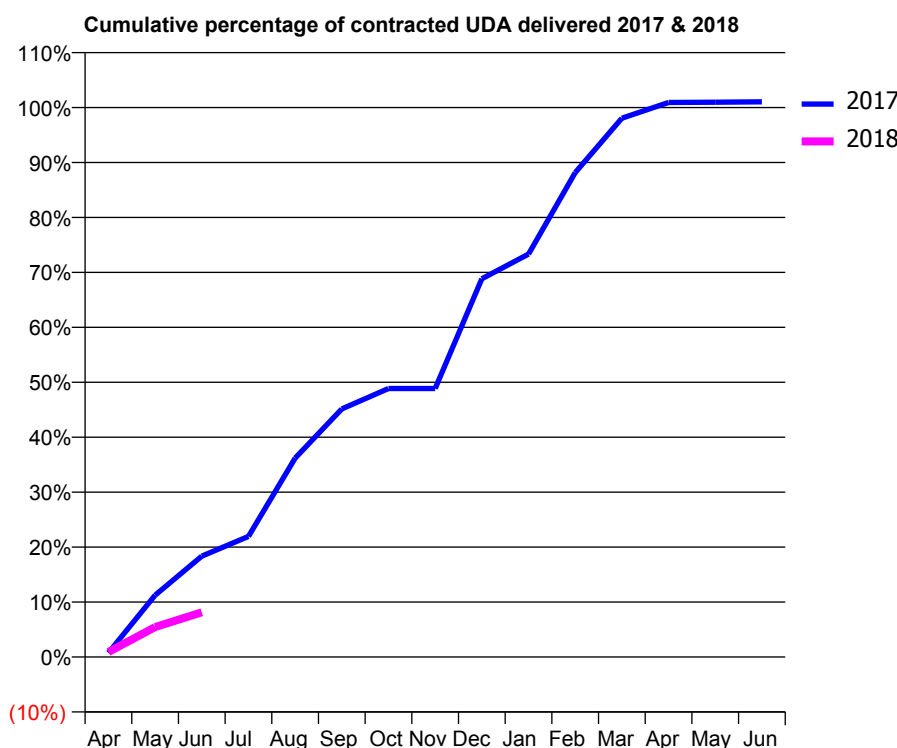
17/18 Contracted general activity (UDA)	11,881
Carry forward general activity (UDA)	0
17/18 Contracted orthodontic activity (UOA)	0
Carry forward orthodontic activity (UOA)	0
Baseline contract value	£264,019.59

ACCESS*

Patients seen in 24 months	Total	Change since previous quarter
Quarter ending June 2016	5,046	
Quarter ending September 2016	5,217	↑
Quarter ending December 2016	5,280	→
Quarter ending March 2017	5,430	↑
Quarter ending June 2017	5,261	↓
Variance since June 2016	4.3%	↑



ACTIVITY



Adjusted Scheduled Activity (UDA)		
Month	2017	2018
April	91	109
May	1,335	648
June	2,180	967
July	2,607	
August	4,300	
September	5,365	
October	5,804	
November	5,804	
December	8,179	
January	8,713	
February	10,473	
March	11,648	
April	11,989	
May	11,995	
June	12,004	

QUALITY

	Quantity	Base Number	Contract	AT	Region	England
% of FP17s for the same patient ID Re-attending within 3 months - Children	15	315	4.8%	9.4%	11.6%	12.0%
% of FP17s for the same patient ID Re-attending within 3 months - Adults	91	688	13.2%	15.1%	15.9%	16.0%
% of FP17s for the same patient ID Re-attending between 3 & 9 months - Children	170	315	54.0%	59.5%	60.4%	58.0%
% of FP17s for the same patient ID Re-attending between 3 & 9 months - Adults	295	688	42.9%	51.8%	52.3%	50.9%
% of FP17s for Band 1 Urgent Courses	43	471	9.1%	9.5%	9.5%	9.1%
% of FP17s Relating to Free Repair or Replacements	3	471	0.6%	0.6%	0.7%	0.8%
% of FP17s Relating to Continuations	2	471	0.4%	1.0%	1.0%	1.1%
% of Patients satisfied with the dentistry they have received	4	4	N/A	90.8%	91.9%	91.7%
% of Patients satisfied with the time they had to wait for an appointment	4	4	N/A	87.8%	88.0%	88.0%

* This is based on patients treated on this contract for their most recent course of treatment. Figures in italics indicate the base number of FP17s or Patient Questionnaire responses are less than 100. N/A is shown where the base number of responses is less than 10 during the period. % is calculated as Quantity/Base number*100

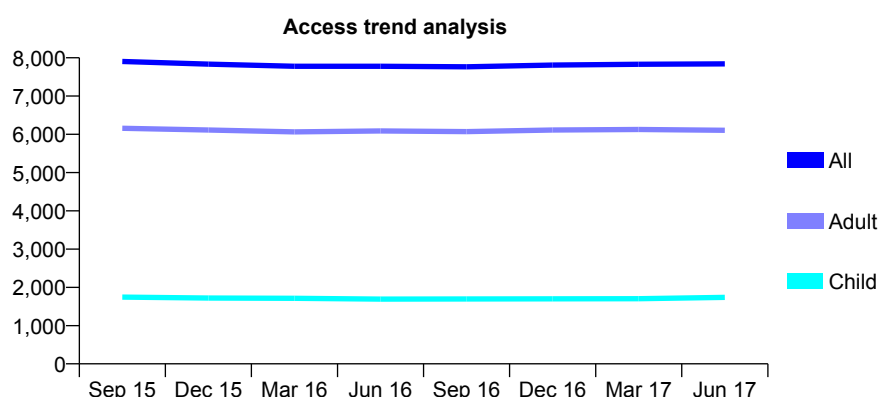
Q68 - Vital Signs At a Glance Contract Report for 274410/0001 - June 2017

Name or company name	MR HM PATEL
Contract type name	GDS Contract
Purpose of contract	General
Contract start date	01/04/2008
Contract end date	

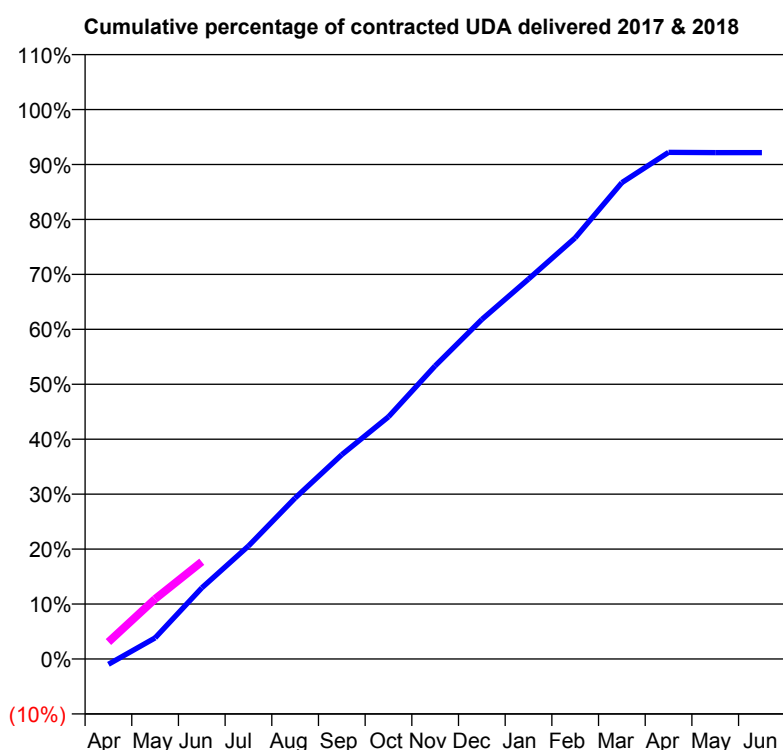
17/18 Contracted general activity (UDA)	18,808
Carry forward general activity (UDA)	0
17/18 Contracted orthodontic activity (UOA)	0
Carry forward orthodontic activity (UOA)	0
Baseline contract value	£489,960.03

ACCESS*

Patients seen in 24 months	Total	Change since previous quarter
Quarter ending June 2016	7,780	
Quarter ending September 2016	7,766	→
Quarter ending December 2016	7,810	→
Quarter ending March 2017	7,831	→
Quarter ending June 2017	7,843	→
Variance since June 2016	0.8%	→



ACTIVITY



Adjusted Scheduled Activity (UDA)		
Month	2017	2018
April	-184	582
May	725	2,056
June	2,435	3,331
July	3,868	
August	5,513	
September	6,996	
October	8,292	
November	10,033	
December	11,623	
January	13,008	
February	14,415	
March	16,304	
April	17,341	
May	17,330	
June	17,330	

QUALITY

	Quantity	Base Number	Contract	AT	Region	England
% of FP17s for the same patient ID Re-attending within 3 months - Children	35	619	5.7%	9.4%	11.6%	12.0%
% of FP17s for the same patient ID Re-attending within 3 months - Adults	224	2,007	11.2%	15.1%	15.9%	16.0%
% of FP17s for the same patient ID Re-attending between 3 & 9 months - Children	399	619	64.5%	59.5%	60.4%	58.0%
% of FP17s for the same patient ID Re-attending between 3 & 9 months - Adults	1,118	2,007	55.7%	51.8%	52.3%	50.9%
% of FP17s for Band 1 Urgent Courses	210	2,104	10.0%	9.5%	9.5%	9.1%
% of FP17s Relating to Free Repair or Replacements	9	2,104	0.4%	0.6%	0.7%	0.8%
% of FP17s Relating to Continuations	6	2,104	0.3%	1.0%	1.0%	1.1%
% of Patients satisfied with the dentistry they have received	9	10	90.0%	90.8%	91.9%	91.7%
% of Patients satisfied with the time they had to wait for an appointment	7	10	70.0%	87.8%	88.0%	88.0%

* This is based on patients treated on this contract for their most recent course of treatment. Figures in italics indicate the base number of FP17s or Patient Questionnaire responses are less than 100. N/A is shown where the base number of responses is less than 10 during the period. % is calculated as Quantity/Base number*100

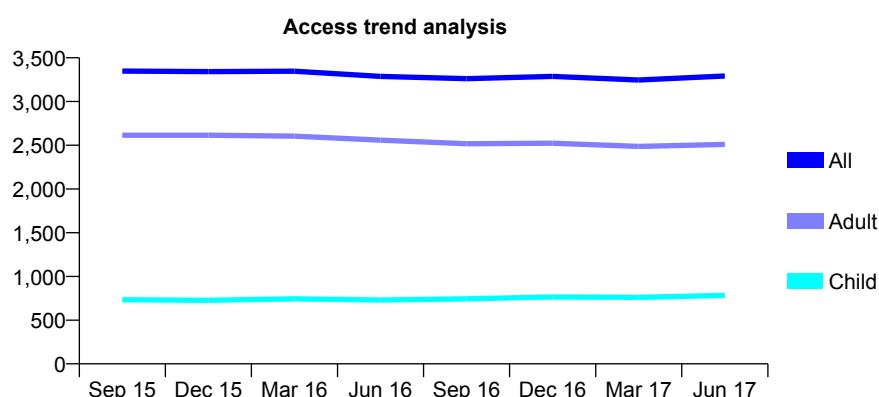
Q68 - Vital Signs At a Glance Contract Report for 275042/0001 - June 2017

Name or company name	MR MR TAKHAYORI
Contract type name	GDS Contract
Purpose of contract	General
Contract start date	01/04/2006
Contract end date	

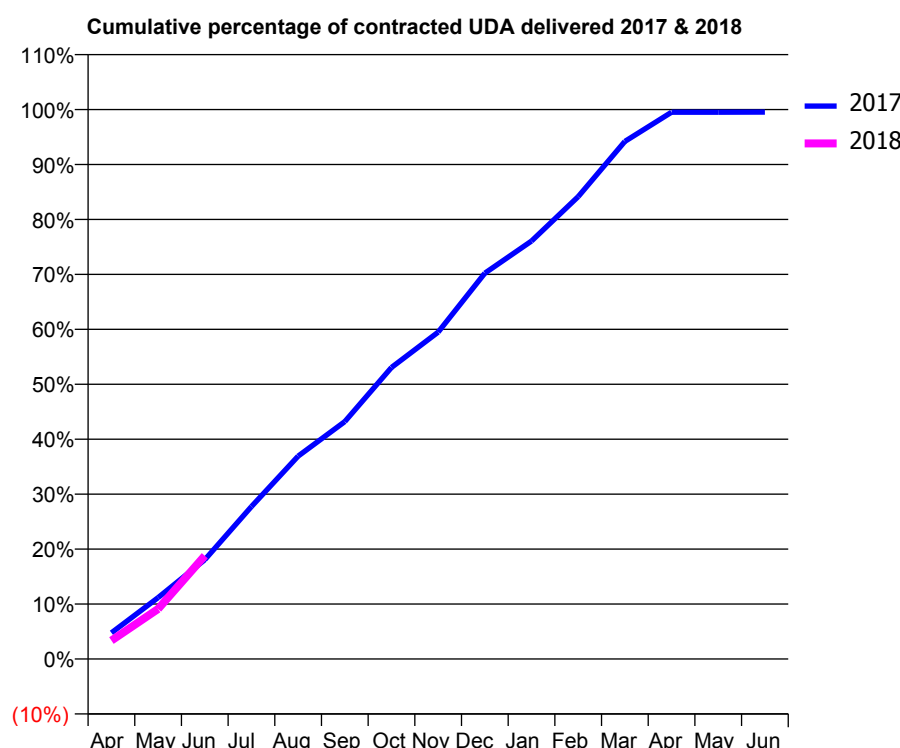
17/18 Contracted general activity (UDA)	10,916
Carry forward general activity (UDA)	0
17/18 Contracted orthodontic activity (UOA)	0
Carry forward orthodontic activity (UOA)	0
Baseline contract value	£320,819.62

ACCESS*

Patients seen in 24 months	Total	Change since previous quarter
Quarter ending June 2016	3,288	
Quarter ending September 2016	3,261	→
Quarter ending December 2016	3,288	→
Quarter ending March 2017	3,246	↓
Quarter ending June 2017	3,292	→
Variance since June 2016	0.1%	→



ACTIVITY



Adjusted Scheduled Activity (UDA)		
Month	2017	2018
April	519	368
May	1,220	995
June	1,972	2,052
July	3,030	
August	4,031	
September	4,717	
October	5,791	
November	6,495	
December	7,664	
January	8,302	
February	9,186	
March	10,281	
April	10,863	
May	10,863	
June	10,866	

QUALITY

	Quantity	Base Number	Contract	AT	Region	England
% of FP17s for the same patient ID Re-attending within 3 months - Children	13	232	5.6%	9.4%	11.6%	12.0%
% of FP17s for the same patient ID Re-attending within 3 months - Adults	132	755	17.5%	15.1%	15.9%	16.0%
% of FP17s for the same patient ID Re-attending between 3 & 9 months - Children	116	232	50.0%	59.5%	60.4%	58.0%
% of FP17s for the same patient ID Re-attending between 3 & 9 months - Adults	326	755	43.2%	51.8%	52.3%	50.9%
% of FP17s for Band 1 Urgent Courses	110	798	13.8%	9.5%	9.5%	9.1%
% of FP17s Relating to Free Repair or Replacements	1	798	0.1%	0.6%	0.7%	0.8%
% of FP17s Relating to Continuations	2	798	0.3%	1.0%	1.0%	1.1%
% of Patients satisfied with the dentistry they have received	5	7	N/A	90.8%	91.9%	91.7%
% of Patients satisfied with the time they had to wait for an appointment	6	7	N/A	87.8%	88.0%	88.0%

* This is based on patients treated on this contract for their most recent course of treatment. Figures in italics indicate the base number of FP17s or Patient Questionnaire responses are less than 100. N/A is shown where the base number of responses is less than 10 during the period. % is calculated as Quantity/Base number*100

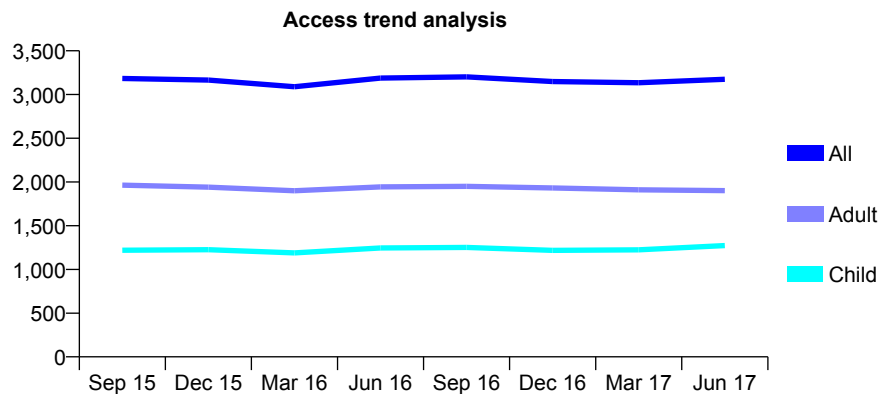
Q68 - Vital Signs At a Glance Contract Report for 287741/0001 - June 2017

Name or company name	MISS T MOTALLEB ZADEH
Contract type name	GDS Contract
Purpose of contract	General
Contract start date	01/11/2010
Contract end date	

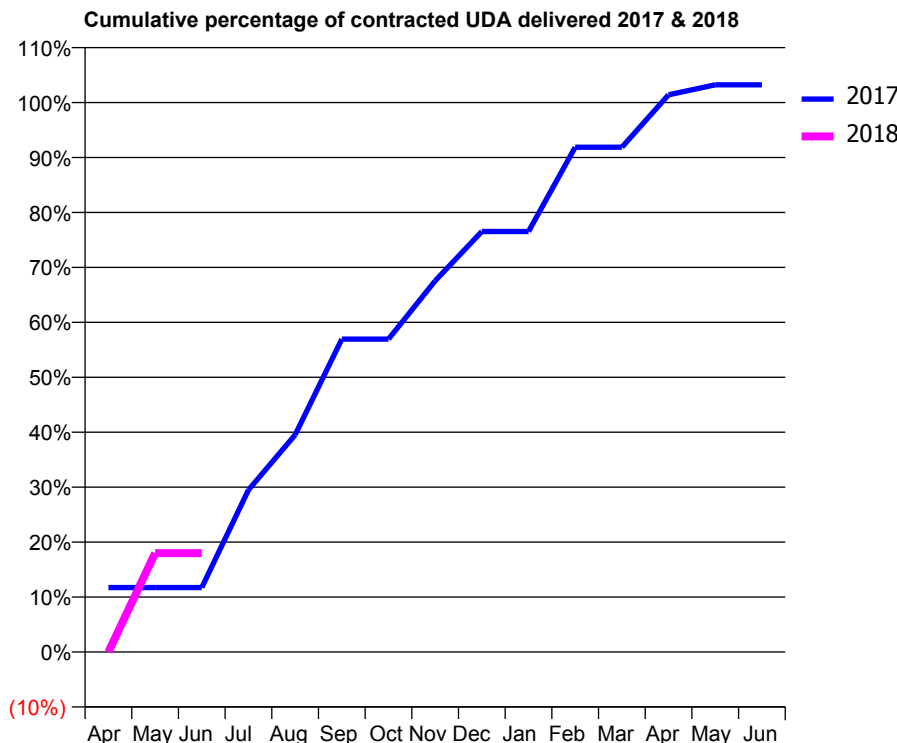
17/18 Contracted general activity (UDA)	6,974
Carry forward general activity (UDA)	0
17/18 Contracted orthodontic activity (UOA)	0
Carry forward orthodontic activity (UOA)	0
Baseline contract value	£176,131.90

ACCESS*

Patients seen in 24 months	Total	Change since previous quarter
Quarter ending June 2016	3,188	
Quarter ending September 2016	3,202	→
Quarter ending December 2016	3,149	↓
Quarter ending March 2017	3,134	→
Quarter ending June 2017	3,174	→
Variance since June 2016	(0.4%)	→



ACTIVITY



Adjusted Scheduled Activity (UDA)		
Month	2017	2018
April	818	0
May	818	1,254
June	818	1,254
July	2,056	
August	2,756	
September	3,971	
October	3,971	
November	4,711	
December	5,337	
January	5,337	
February	6,406	
March	6,406	
April	7,072	
May	7,198	
June	7,198	

QUALITY

	Quantity	Base Number	Contract	AT	Region	England
% of FP17s for the same patient ID Re-attending within 3 months - Children	35	603	5.8%	9.4%	11.6%	12.0%
% of FP17s for the same patient ID Re-attending within 3 months - Adults	116	774	15.0%	15.1%	15.9%	16.0%
% of FP17s for the same patient ID Re-attending between 3 & 9 months - Children	383	603	63.5%	59.5%	60.4%	58.0%
% of FP17s for the same patient ID Re-attending between 3 & 9 months - Adults	460	774	59.4%	51.8%	52.3%	50.9%
% of FP17s for Band 1 Urgent Courses	56	718	7.8%	9.5%	9.5%	9.1%
% of FP17s Relating to Free Repair or Replacements	1	718	0.1%	0.6%	0.7%	0.8%
% of FP17s Relating to Continuations	0	718	0.0%	1.0%	1.0%	1.1%
% of Patients satisfied with the dentistry they have received	1	1	N/A	90.8%	91.9%	91.7%
% of Patients satisfied with the time they had to wait for an appointment	1	1	N/A	87.8%	88.0%	88.0%

* This is based on patients treated on this contract for their most recent course of treatment. Figures in italics indicate the base number of FP17s or Patient Questionnaire responses are less than 100. N/A is shown where the base number of responses is less than 10 during the period. % is calculated as Quantity/Base number*100

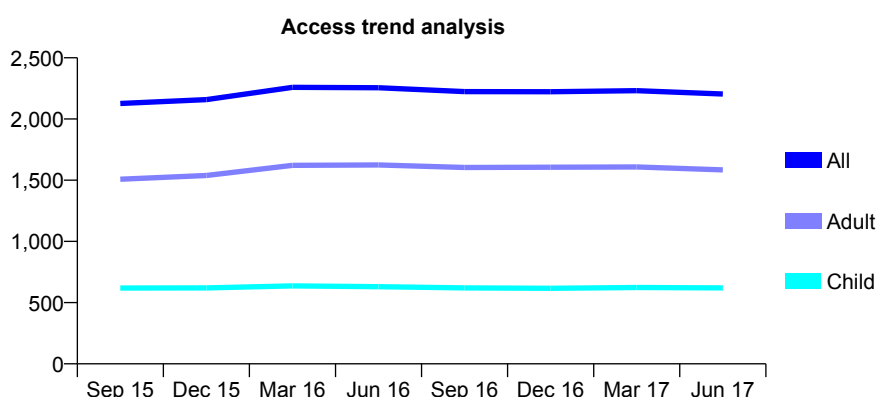
Q68 - Vital Signs At a Glance Contract Report for 296341/0001 - June 2017

Name or company name	MR AP FENECH
Contract type name	GDS Contract
Purpose of contract	General
Contract start date	01/04/2013
Contract end date	

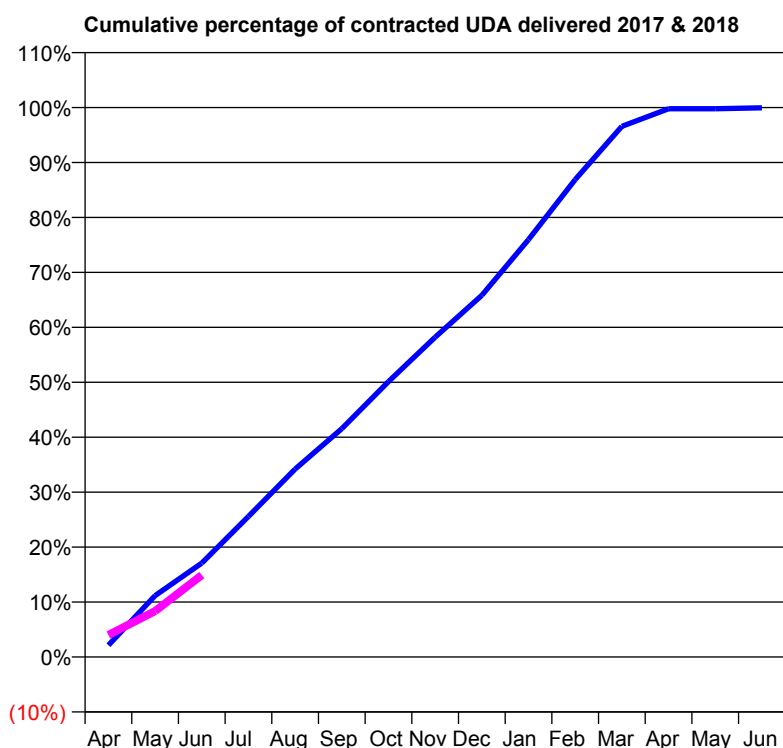
17/18 Contracted general activity (UDA)	7,083
Carry forward general activity (UDA)	0
17/18 Contracted orthodontic activity (UOA)	0
Carry forward orthodontic activity (UOA)	0
Baseline contract value	£178,980.67

ACCESS*

Patients seen in 24 months	Total	Change since previous quarter
Quarter ending June 2016	2,255	
Quarter ending September 2016	2,224	↓
Quarter ending December 2016	2,223	→
Quarter ending March 2017	2,232	→
Quarter ending June 2017	2,204	↓
Variance since June 2016	(2.3%)	↓



ACTIVITY



Adjusted Scheduled Activity (UDA)		
Month	2017	2018
April	151	285
May	792	592
June	1,211	1,056
July	1,813	
August	2,423	
September	2,943	
October	3,550	
November	4,123	
December	4,663	
January	5,380	
February	6,154	
March	6,841	
April	7,067	
May	7,067	
June	7,078	

QUALITY

	Quantity	Base Number	Contract	AT	Region	England
% of FP17s for the same patient ID Re-attending within 3 months - Children	11	173	6.4%	9.4%	11.6%	12.0%
% of FP17s for the same patient ID Re-attending within 3 months - Adults	76	460	16.5%	15.1%	15.9%	16.0%
% of FP17s for the same patient ID Re-attending between 3 & 9 months - Children	104	173	60.1%	59.5%	60.4%	58.0%
% of FP17s for the same patient ID Re-attending between 3 & 9 months - Adults	281	460	61.1%	51.8%	52.3%	50.9%
% of FP17s for Band 1 Urgent Courses	51	525	9.7%	9.5%	9.5%	9.1%
% of FP17s Relating to Free Repair or Replacements	5	525	1.0%	0.6%	0.7%	0.8%
% of FP17s Relating to Continuations	14	525	2.7%	1.0%	1.0%	1.1%
% of Patients satisfied with the dentistry they have received	3	3	N/A	90.8%	91.9%	91.7%
% of Patients satisfied with the time they had to wait for an appointment	3	3	N/A	87.8%	88.0%	88.0%

* This is based on patients treated on this contract for their most recent course of treatment. Figures in italics indicate the base number of FP17s or Patient Questionnaire responses are less than 100. N/A is shown where the base number of responses is less than 10 during the period. % is calculated as Quantity/Base number*100

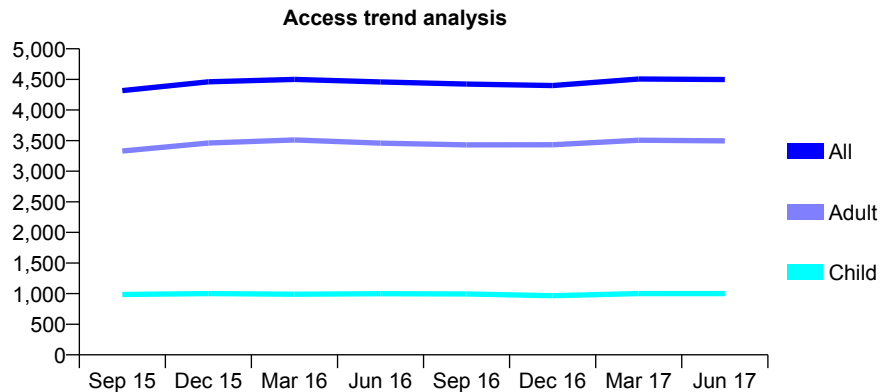
Q68 - Vital Signs At a Glance Contract Report for 297674/0001 - June 2017

Name or company name	MR SR PATEL
Contract type name	GDS Contract
Purpose of contract	General
Contract start date	25/12/2013
Contract end date	

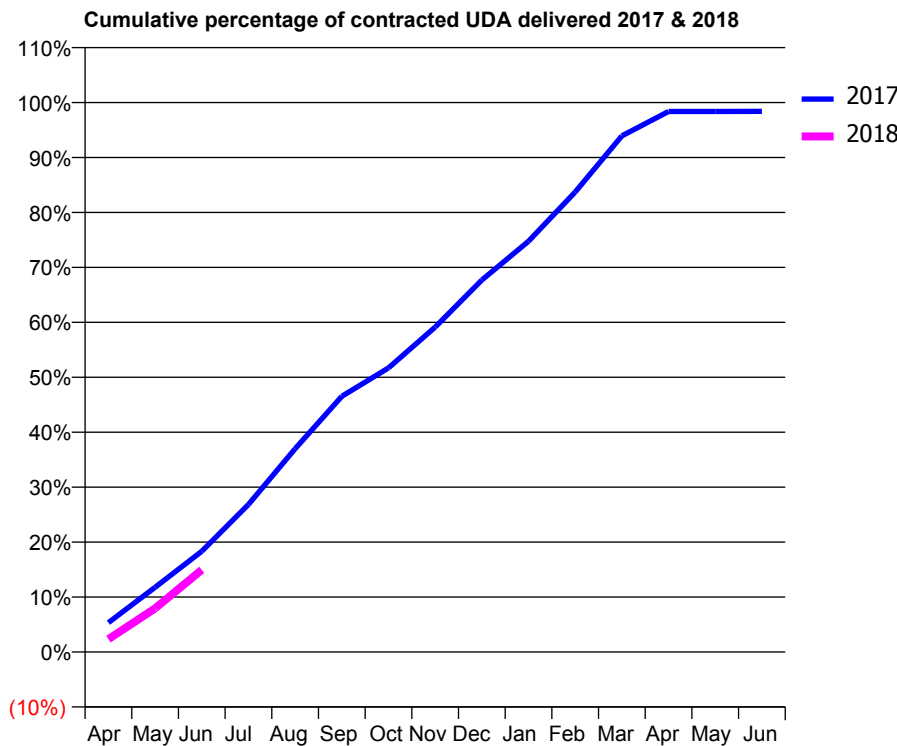
17/18 Contracted general activity (UDA)	14,000
Carry forward general activity (UDA)	0
17/18 Contracted orthodontic activity (UOA)	0
Carry forward orthodontic activity (UOA)	0
Baseline contract value	£342,008.72

ACCESS*

Patients seen in 24 months	Total	Change since previous quarter
Quarter ending June 2016	4,458	
Quarter ending September 2016	4,424	→
Quarter ending December 2016	4,399	→
Quarter ending March 2017	4,507	↑
Quarter ending June 2017	4,498	→
Variance since June 2016	0.9%	→



ACTIVITY



Month	Adjusted Scheduled Activity (UDA)	
	2017	2018
April	750	329
May	1,649	1,111
June	2,568	2,093
July	3,760	
August	5,179	
September	6,514	
October	7,237	
November	8,278	
December	9,477	
January	10,466	
February	11,720	
March	13,148	
April	13,770	
May	13,770	
June	13,775	

QUALITY

	Quantity	Base Number	Contract	AT	Region	England
% of FP17s for the same patient ID Re-attending within 3 months - Children	33	385	8.6%	9.4%	11.6%	12.0%
% of FP17s for the same patient ID Re-attending within 3 months - Adults	151	1,167	12.9%	15.1%	15.9%	16.0%
% of FP17s for the same patient ID Re-attending between 3 & 9 months - Children	241	385	62.6%	59.5%	60.4%	58.0%
% of FP17s for the same patient ID Re-attending between 3 & 9 months - Adults	776	1,167	66.5%	51.8%	52.3%	50.9%
% of FP17s for Band 1 Urgent Courses	121	1,278	9.5%	9.5%	9.5%	9.1%
% of FP17s Relating to Free Repair or Replacements	4	1,278	0.3%	0.6%	0.7%	0.8%
% of FP17s Relating to Continuations	3	1,278	0.2%	1.0%	1.0%	1.1%
% of Patients satisfied with the dentistry they have received	9	9	N/A	90.8%	91.9%	91.7%
% of Patients satisfied with the time they had to wait for an appointment	9	9	N/A	87.8%	88.0%	88.0%

* This is based on patients treated on this contract for their most recent course of treatment. Figures in italics indicate the base number of FP17s or Patient Questionnaire responses are less than 100. N/A is shown where the base number of responses is less than 10 during the period. % is calculated as Quantity/Base number*100

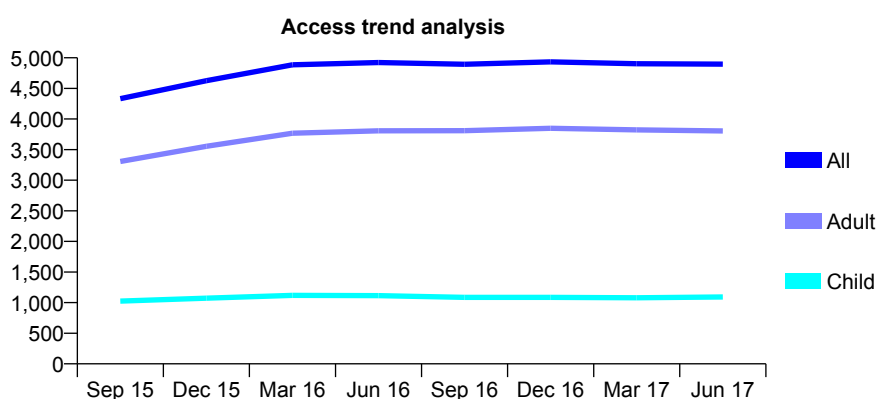
Q68 - Vital Signs At a Glance Contract Report for 298212/0001 - June 2017

Name or company name	MR MS CHABRA
Contract type name	GDS Contract
Purpose of contract	General
Contract start date	01/05/2014
Contract end date	

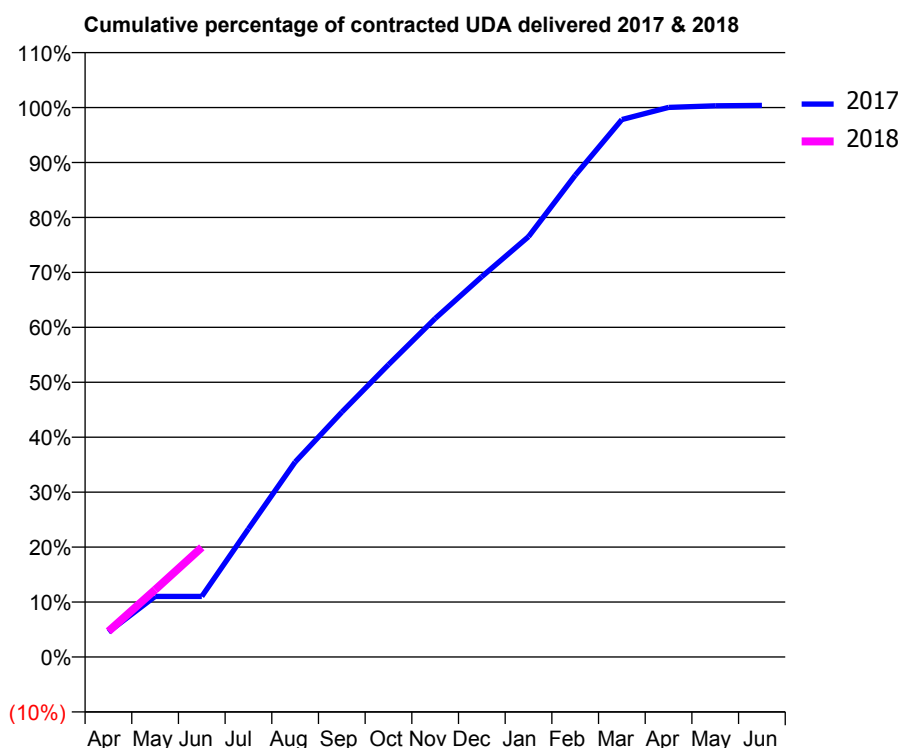
17/18 Contracted general activity (UDA)	14,307
Carry forward general activity (UDA)	0
17/18 Contracted orthodontic activity (UOA)	0
Carry forward orthodontic activity (UOA)	0
Baseline contract value	£387,767.43

ACCESS*

Patients seen in 24 months	Total	Change since previous quarter
Quarter ending June 2016	4,922	
Quarter ending September 2016	4,894	→
Quarter ending December 2016	4,934	→
Quarter ending March 2017	4,902	→
Quarter ending June 2017	4,896	→
Variance since June 2016	(0.5%)	→



ACTIVITY



Adjusted Scheduled Activity (UDA)		
Month	2017	2018
April	652	668
May	1,577	1,751
June	1,577	2,855
July	3,339	
August	5,079	
September	6,376	
October	7,611	
November	8,814	
December	9,904	
January	10,946	
February	12,542	
March	13,994	
April	14,310	
May	14,352	
June	14,360	

QUALITY

	Quantity	Base Number	Contract	AT	Region	England
% of FP17s for the same patient ID Re-attending within 3 months - Children	41	406	10.1%	9.4%	11.6%	12.0%
% of FP17s for the same patient ID Re-attending within 3 months - Adults	198	1,108	17.9%	15.1%	15.9%	16.0%
% of FP17s for the same patient ID Re-attending between 3 & 9 months - Children	220	406	54.2%	59.5%	60.4%	58.0%
% of FP17s for the same patient ID Re-attending between 3 & 9 months - Adults	472	1,108	42.6%	51.8%	52.3%	50.9%
% of FP17s for Band 1 Urgent Courses	166	1,349	12.3%	9.5%	9.5%	9.1%
% of FP17s Relating to Free Repair or Replacements	5	1,349	0.4%	0.6%	0.7%	0.8%
% of FP17s Relating to Continuations	6	1,349	0.4%	1.0%	1.0%	1.1%
% of Patients satisfied with the dentistry they have received	2	2	N/A	90.8%	91.9%	91.7%
% of Patients satisfied with the time they had to wait for an appointment	2	2	N/A	87.8%	88.0%	88.0%

* This is based on patients treated on this contract for their most recent course of treatment. Figures in italics indicate the base number of FP17s or Patient Questionnaire responses are less than 100. N/A is shown where the base number of responses is less than 10 during the period. % is calculated as Quantity/Base number*100

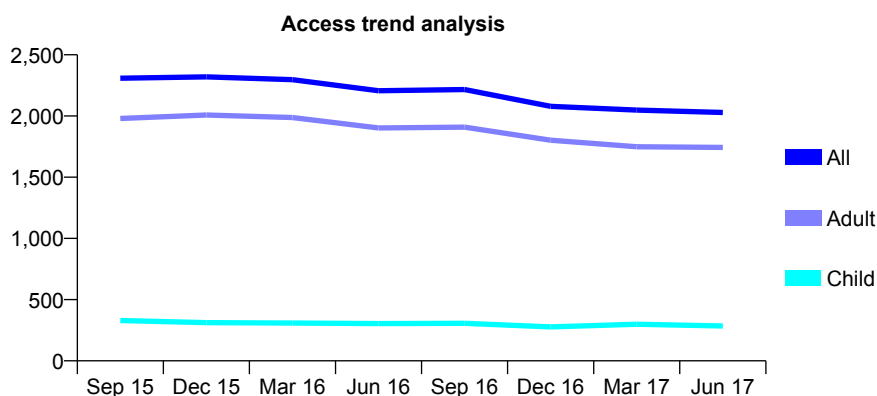
Q68 - Vital Signs At a Glance Contract Report for 301558/0002 - June 2017

Name or company name	MISS AA HOPKINS
Contract type name	GDS Contract
Purpose of contract	General
Contract start date	27/07/2013
Contract end date	

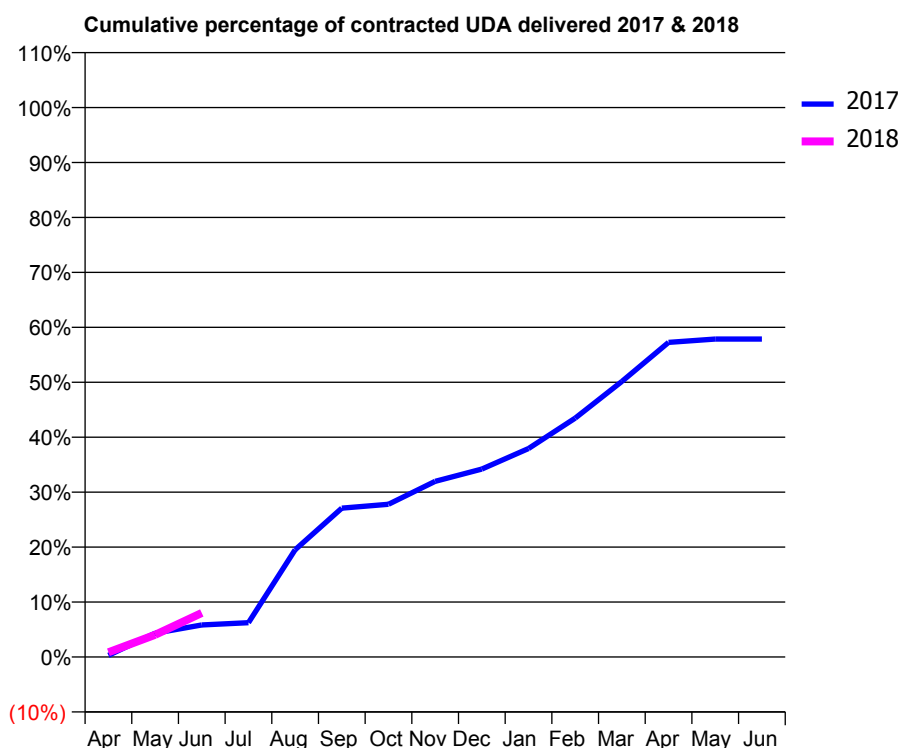
17/18 Contracted general activity (UDA)	8,500
Carry forward general activity (UDA)	0
17/18 Contracted orthodontic activity (UOA)	0
Carry forward orthodontic activity (UOA)	0
Baseline contract value	£174,788.80

ACCESS*

Patients seen in 24 months	Total	Change since previous quarter
Quarter ending June 2016	2,206	
Quarter ending September 2016	2,216	→
Quarter ending December 2016	2,079	↓
Quarter ending March 2017	2,048	↓
Quarter ending June 2017	2,029	→
Variance since June 2016	(8.0%)	↓



ACTIVITY



Adjusted Scheduled Activity (UDA)		
Month	2017	2018
April	25	73
May	369	343
June	496	682
July	531	
August	1,659	
September	2,303	
October	2,363	
November	2,718	
December	2,907	
January	3,224	
February	3,694	
March	4,262	
April	4,867	
May	4,918	
June	4,919	

QUALITY

	Quantity	Base Number	Contract	AT	Region	England
% of FP17s for the same patient ID Re-attending within 3 months - Children	3	52	5.8%	9.4%	11.6%	12.0%
% of FP17s for the same patient ID Re-attending within 3 months - Adults	80	399	20.1%	15.1%	15.9%	16.0%
% of FP17s for the same patient ID Re-attending between 3 & 9 months - Children	16	52	30.8%	59.5%	60.4%	58.0%
% of FP17s for the same patient ID Re-attending between 3 & 9 months - Adults	84	399	21.1%	51.8%	52.3%	50.9%
% of FP17s for Band 1 Urgent Courses	35	269	13.0%	9.5%	9.5%	9.1%
% of FP17s Relating to Free Repair or Replacements	5	269	1.9%	0.6%	0.7%	0.8%
% of FP17s Relating to Continuations	6	269	2.2%	1.0%	1.0%	1.1%
% of Patients satisfied with the dentistry they have received	0	0	N/A	90.8%	91.9%	91.7%
% of Patients satisfied with the time they had to wait for an appointment	0	0	N/A	87.8%	88.0%	88.0%

* This is based on patients treated on this contract for their most recent course of treatment. Figures in italics indicate the base number of FP17s or Patient Questionnaire responses are less than 100. N/A is shown where the base number of responses is less than 10 during the period. % is calculated as Quantity/Base number*100

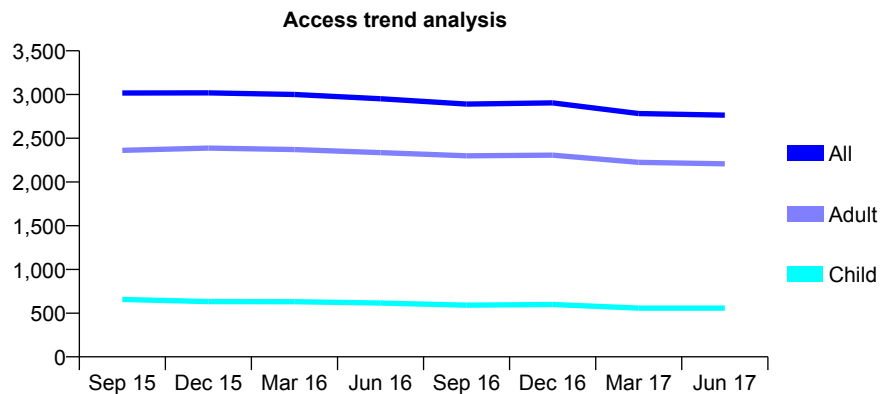
Q68 - Vital Signs At a Glance Contract Report for 302619/0001 - June 2017

Name or company name	MR RG EVANS
Contract type name	GDS Contract
Purpose of contract	General
Contract start date	01/04/2006
Contract end date	

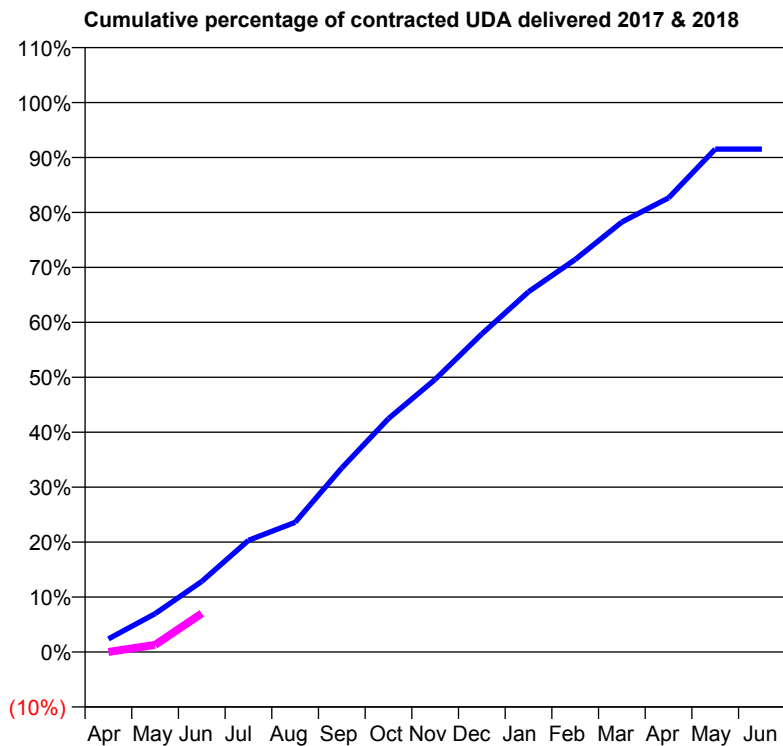
17/18 Contracted general activity (UDA)	7,727
Carry forward general activity (UDA)	0
17/18 Contracted orthodontic activity (UOA)	0
Carry forward orthodontic activity (UOA)	0
Baseline contract value	£195,487.51

ACCESS*

Patients seen in 24 months	Total	Change since previous quarter
Quarter ending June 2016	2,951	
Quarter ending September 2016	2,890	↓
Quarter ending December 2016	2,904	→
Quarter ending March 2017	2,782	↓
Quarter ending June 2017	2,764	→
Variance since June 2016	(6.3%)	↓



ACTIVITY



Month	Adjusted Scheduled Activity (UDA)	
	2017	2018
April	184	0
May	539	100
June	994	542
July	1,571	
August	1,824	
September	2,588	
October	3,282	
November	3,833	
December	4,473	
January	5,066	
February	5,520	
March	6,046	
April	6,385	
May	7,072	
June	7,072	

QUALITY

	Quantity	Base Number	Contract	AT	Region	England
% of FP17s for the same patient ID Re-attending within 3 months - Children	2	154	1.3%	9.4%	11.6%	12.0%
% of FP17s for the same patient ID Re-attending within 3 months - Adults	56	599	9.3%	15.1%	15.9%	16.0%
% of FP17s for the same patient ID Re-attending between 3 & 9 months - Children	75	154	48.7%	59.5%	60.4%	58.0%
% of FP17s for the same patient ID Re-attending between 3 & 9 months - Adults	271	599	45.2%	51.8%	52.3%	50.9%
% of FP17s for Band 1 Urgent Courses	5	310	1.6%	9.5%	9.5%	9.1%
% of FP17s Relating to Free Repair or Replacements	0	310	0.0%	0.6%	0.7%	0.8%
% of FP17s Relating to Continuations	0	310	0.0%	1.0%	1.0%	1.1%
% of Patients satisfied with the dentistry they have received	6	6	N/A	90.8%	91.9%	91.7%
% of Patients satisfied with the time they had to wait for an appointment	6	6	N/A	87.8%	88.0%	88.0%

* This is based on patients treated on this contract for their most recent course of treatment. Figures in italics indicate the base number of FP17s or Patient Questionnaire responses are less than 100. N/A is shown where the base number of responses is less than 10 during the period. % is calculated as Quantity/Base number*100

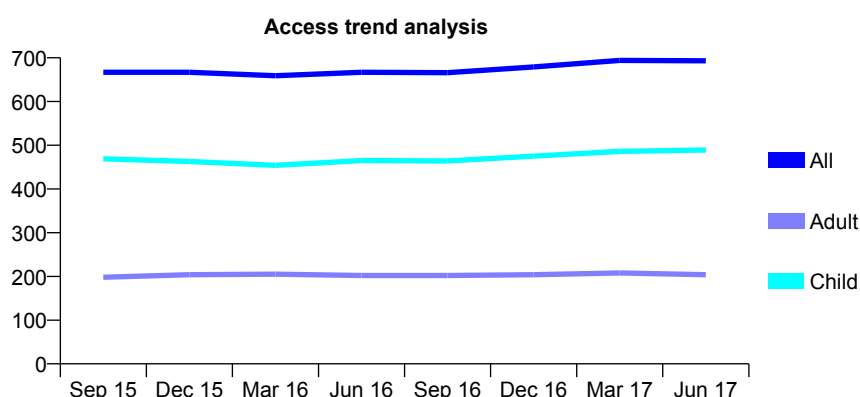
Q68 - Vital Signs At a Glance Contract Report for 307068/0001 - June 2017

Name or company name	MR TJ MCNULTY
Contract type name	GDS Contract
Purpose of contract	General
Contract start date	01/04/2006
Contract end date	

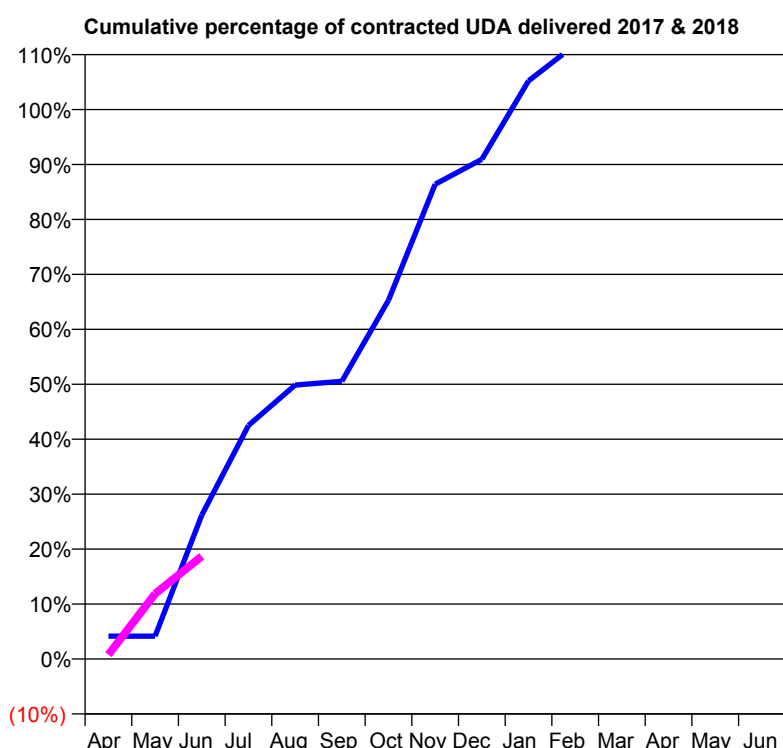
17/18 Contracted general activity (UDA)	750
Carry forward general activity (UDA)	0
17/18 Contracted orthodontic activity (UOA)	0
Carry forward orthodontic activity (UOA)	0
Baseline contract value	£17,136.77

ACCESS*

Patients seen in 24 months	Total	Change since previous quarter
Quarter ending June 2016	667	
Quarter ending September 2016	666	→
Quarter ending December 2016	679	→
Quarter ending March 2017	694	↑
Quarter ending June 2017	693	→
Variance since June 2016	3.9%	↑



ACTIVITY



Adjusted Scheduled Activity (UDA)		
Month	2017	2018
April	31	6
May	31	89
June	196	140
July	319	
August	374	
September	379	
October	490	
November	648	
December	682	
January	789	
February	838	
March	960	
April	1,024	
May	1,026	
June	1,026	

QUALITY

	Quantity	Base Number	Contract	AT	Region	England
% of FP17s for the same patient ID Re-attending within 3 months - Children	10	146	6.8%	9.4%	11.6%	12.0%
% of FP17s for the same patient ID Re-attending within 3 months - Adults	0	26	0.0%	15.1%	15.9%	16.0%
% of FP17s for the same patient ID Re-attending between 3 & 9 months - Children	75	146	51.4%	59.5%	60.4%	58.0%
% of FP17s for the same patient ID Re-attending between 3 & 9 months - Adults	16	26	61.5%	51.8%	52.3%	50.9%
% of FP17s for Band 1 Urgent Courses	1	115	0.9%	9.5%	9.5%	9.1%
% of FP17s Relating to Free Repair or Replacements	0	115	0.0%	0.6%	0.7%	0.8%
% of FP17s Relating to Continuations	0	115	0.0%	1.0%	1.0%	1.1%
% of Patients satisfied with the dentistry they have received	0	0	N/A	90.8%	91.9%	91.7%
% of Patients satisfied with the time they had to wait for an appointment	0	0	N/A	87.8%	88.0%	88.0%

* This is based on patients treated on this contract for their most recent course of treatment. Figures in italics indicate the base number of FP17s or Patient Questionnaire responses are less than 100. N/A is shown where the base number of responses is less than 10 during the period. % is calculated as Quantity/Base number*100

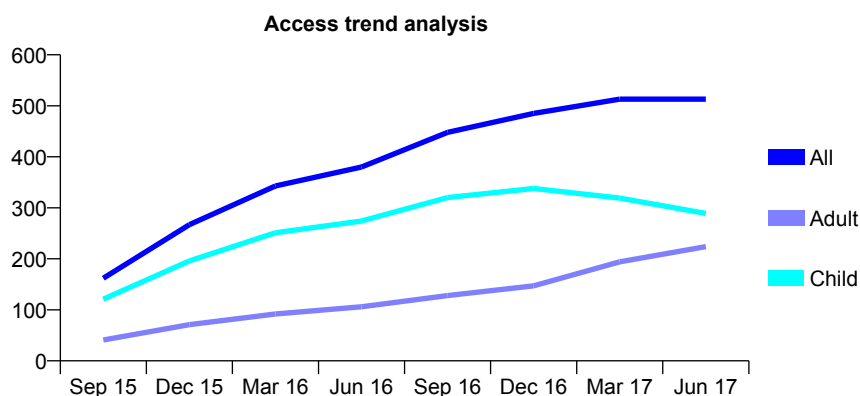
Q68 - Vital Signs At a Glance Contract Report for 308129/0003 - June 2017

Name or company name	MISS M JADIDI
Contract type name	GDS Contract
Purpose of contract	General
Contract start date	26/05/2015
Contract end date	

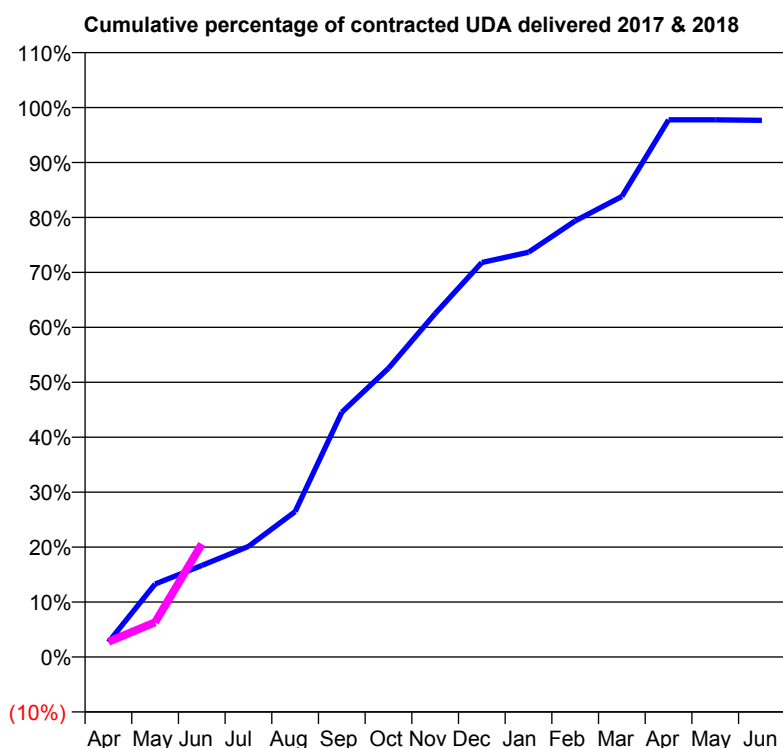
17/18 Contracted general activity (UDA)	1,014
Carry forward general activity (UDA)	0
17/18 Contracted orthodontic activity (UOA)	0
Carry forward orthodontic activity (UOA)	0
Baseline contract value	£25,031.77

ACCESS*

Patients seen in 24 months	Total	Change since previous quarter
Quarter ending June 2016	380	
Quarter ending September 2016	448	↑
Quarter ending December 2016	485	↑
Quarter ending March 2017	513	↑
Quarter ending June 2017	513	→
Variance since June 2016	35.0%	↑



ACTIVITY



Month	Adjusted Scheduled Activity (UDA)	
	2017	2018
April	27	28
May	135	64
June	169	209
July	204	
August	268	
September	452	
October	533	
November	634	
December	728	
January	747	
February	805	
March	850	
April	991	
May	991	
June	990	

QUALITY

	Quantity	Base Number	Contract	AT	Region	England
% of FP17s for the same patient ID Re-attending within 3 months - Children	3	81	3.7%	9.4%	11.6%	12.0%
% of FP17s for the same patient ID Re-attending within 3 months - Adults	0	83	0.0%	15.1%	15.9%	16.0%
% of FP17s for the same patient ID Re-attending between 3 & 9 months - Children	32	81	39.5%	59.5%	60.4%	58.0%
% of FP17s for the same patient ID Re-attending between 3 & 9 months - Adults	5	83	6.0%	51.8%	52.3%	50.9%
% of FP17s for Band 1 Urgent Courses	8	102	7.8%	9.5%	9.5%	9.1%
% of FP17s Relating to Free Repair or Replacements	0	102	0.0%	0.6%	0.7%	0.8%
% of FP17s Relating to Continuations	0	102	0.0%	1.0%	1.0%	1.1%
% of Patients satisfied with the dentistry they have received	0	1	N/A	90.8%	91.9%	91.7%
% of Patients satisfied with the time they had to wait for an appointment	0	1	N/A	87.8%	88.0%	88.0%

* This is based on patients treated on this contract for their most recent course of treatment. Figures in italics indicate the base number of FP17s or Patient Questionnaire responses are less than 100. N/A is shown where the base number of responses is less than 10 during the period. % is calculated as Quantity/Base number*100

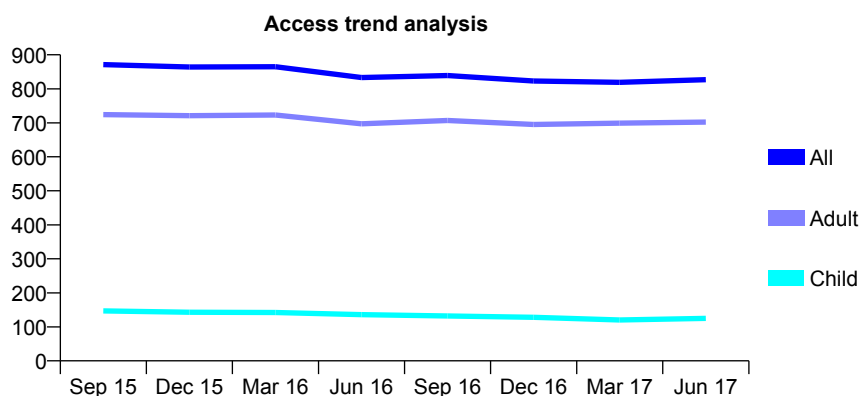
Q68 - Vital Signs At a Glance Contract Report for 309885/0001 - June 2017

Name or company name	MR DR KELLY
Contract type name	GDS Contract
Purpose of contract	General
Contract start date	01/04/2006
Contract end date	

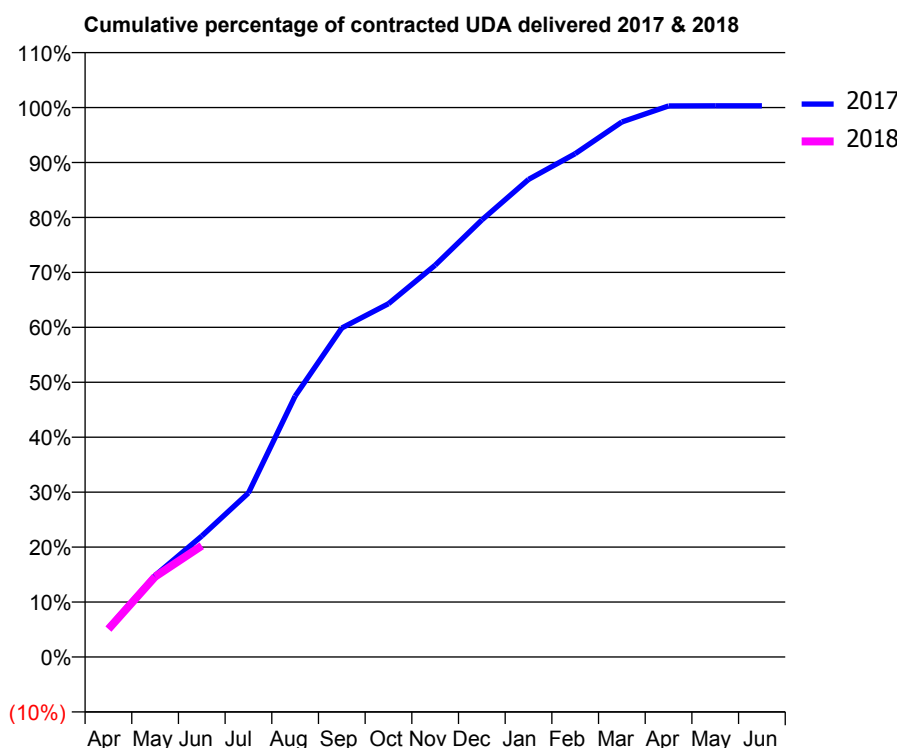
17/18 Contracted general activity (UDA)	2,193
Carry forward general activity (UDA)	0
17/18 Contracted orthodontic activity (UOA)	0
Carry forward orthodontic activity (UOA)	0
Baseline contract value	£50,068.28

ACCESS*

Patients seen in 24 months	Total	Change since previous quarter
Quarter ending June 2016	833	
Quarter ending September 2016	839	→
Quarter ending December 2016	823	↓
Quarter ending March 2017	819	→
Quarter ending June 2017	827	→
Variance since June 2016	(0.7%)	→



ACTIVITY



Adjusted Scheduled Activity (UDA)		
Month	2017	2018
April	116	111
May	325	320
June	483	444
July	655	
August	1,041	
September	1,313	
October	1,410	
November	1,564	
December	1,744	
January	1,906	
February	2,009	
March	2,135	
April	2,199	
May	2,200	
June	2,200	

QUALITY

	Quantity	Base Number	Contract	AT	Region	England
% of FP17s for the same patient ID Re-attending within 3 months - Children	1	42	2.4%	9.4%	11.6%	12.0%
% of FP17s for the same patient ID Re-attending within 3 months - Adults	25	251	10.0%	15.1%	15.9%	16.0%
% of FP17s for the same patient ID Re-attending between 3 & 9 months - Children	27	42	64.3%	59.5%	60.4%	58.0%
% of FP17s for the same patient ID Re-attending between 3 & 9 months - Adults	124	251	49.4%	51.8%	52.3%	50.9%
% of FP17s for Band 1 Urgent Courses	21	255	8.2%	9.5%	9.5%	9.1%
% of FP17s Relating to Free Repair or Replacements	1	255	0.4%	0.6%	0.7%	0.8%
% of FP17s Relating to Continuations	2	255	0.8%	1.0%	1.0%	1.1%
% of Patients satisfied with the dentistry they have received	1	1	N/A	90.8%	91.9%	91.7%
% of Patients satisfied with the time they had to wait for an appointment	1	1	N/A	87.8%	88.0%	88.0%

* This is based on patients treated on this contract for their most recent course of treatment. Figures in italics indicate the base number of FP17s or Patient Questionnaire responses are less than 100. N/A is shown where the base number of responses is less than 10 during the period. % is calculated as Quantity/Base number*100

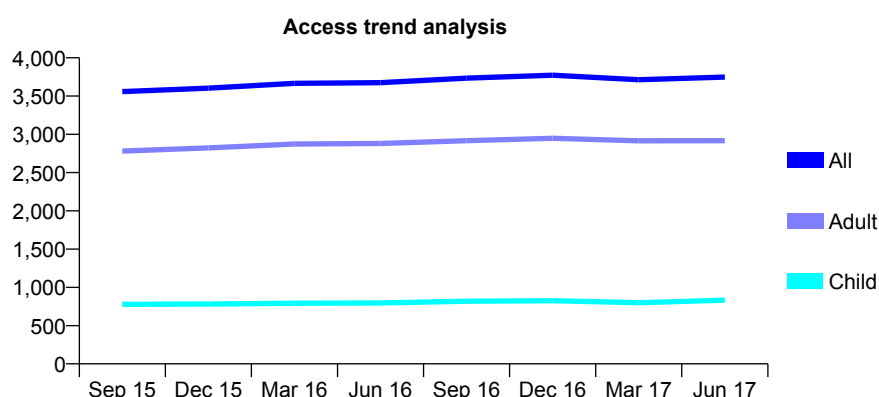
Q68 - Vital Signs At a Glance Contract Report for 318817/0001 - June 2017

Name or company name	MR CC POORE
Contract type name	GDS Contract
Purpose of contract	General
Contract start date	01/04/2006
Contract end date	

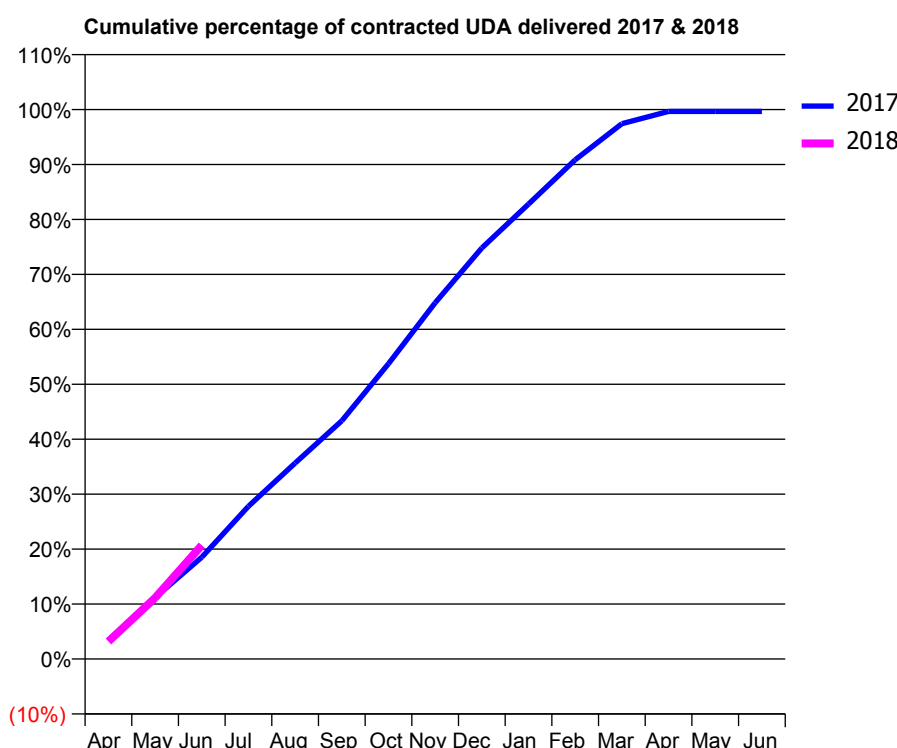
17/18 Contracted general activity (UDA)	9,903
Carry forward general activity (UDA)	0
17/18 Contracted orthodontic activity (UOA)	0
Carry forward orthodontic activity (UOA)	0
Baseline contract value	£234,561.54

ACCESS*

Patients seen in 24 months	Total	Change since previous quarter
Quarter ending June 2016	3,675	
Quarter ending September 2016	3,735	→
Quarter ending December 2016	3,773	→
Quarter ending March 2017	3,714	↓
Quarter ending June 2017	3,748	→
Variance since June 2016	2.0%	→



ACTIVITY



Adjusted Scheduled Activity (UDA)		
Month	2017	2018
April	335	315
May	1,110	1,101
June	1,835	2,052
July	2,752	
August	3,530	
September	4,292	
October	5,322	
November	6,421	
December	7,408	
January	8,197	
February	8,996	
March	9,649	
April	9,868	
May	9,869	
June	9,869	

QUALITY

	Quantity	Base Number	Contract	AT	Region	England
% of FP17s for the same patient ID Re-attending within 3 months - Children	10	250	4.0%	9.4%	11.6%	12.0%
% of FP17s for the same patient ID Re-attending within 3 months - Adults	138	861	16.0%	15.1%	15.9%	16.0%
% of FP17s for the same patient ID Re-attending between 3 & 9 months - Children	136	250	54.4%	59.5%	60.4%	58.0%
% of FP17s for the same patient ID Re-attending between 3 & 9 months - Adults	451	861	52.4%	51.8%	52.3%	50.9%
% of FP17s for Band 1 Urgent Courses	74	1,014	7.3%	9.5%	9.5%	9.1%
% of FP17s Relating to Free Repair or Replacements	34	1,014	3.4%	0.6%	0.7%	0.8%
% of FP17s Relating to Continuations	1	1,014	0.1%	1.0%	1.0%	1.1%
% of Patients satisfied with the dentistry they have received	3	3	N/A	90.8%	91.9%	91.7%
% of Patients satisfied with the time they had to wait for an appointment	3	3	N/A	87.8%	88.0%	88.0%

* This is based on patients treated on this contract for their most recent course of treatment. Figures in italics indicate the base number of FP17s or Patient Questionnaire responses are less than 100. N/A is shown where the base number of responses is less than 10 during the period. % is calculated as Quantity/Base number*100

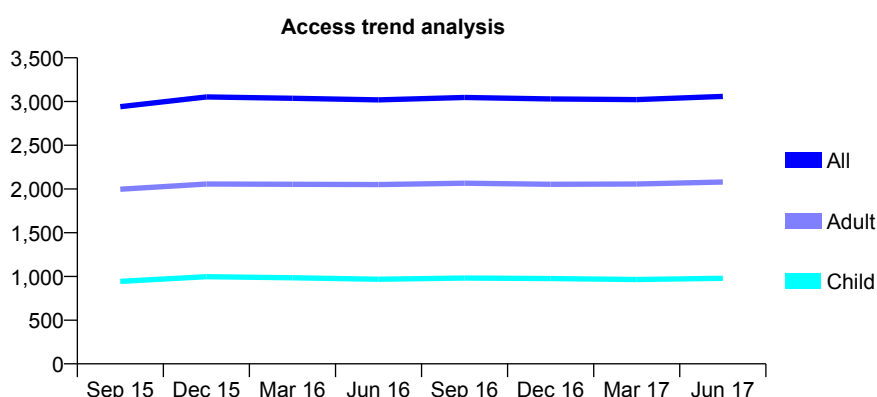
Q68 - Vital Signs At a Glance Contract Report for 319333/0001 - June 2017

Name or company name	MISS CA HALLWORTH
Contract type name	GDS Contract
Purpose of contract	General
Contract start date	01/04/2006
Contract end date	

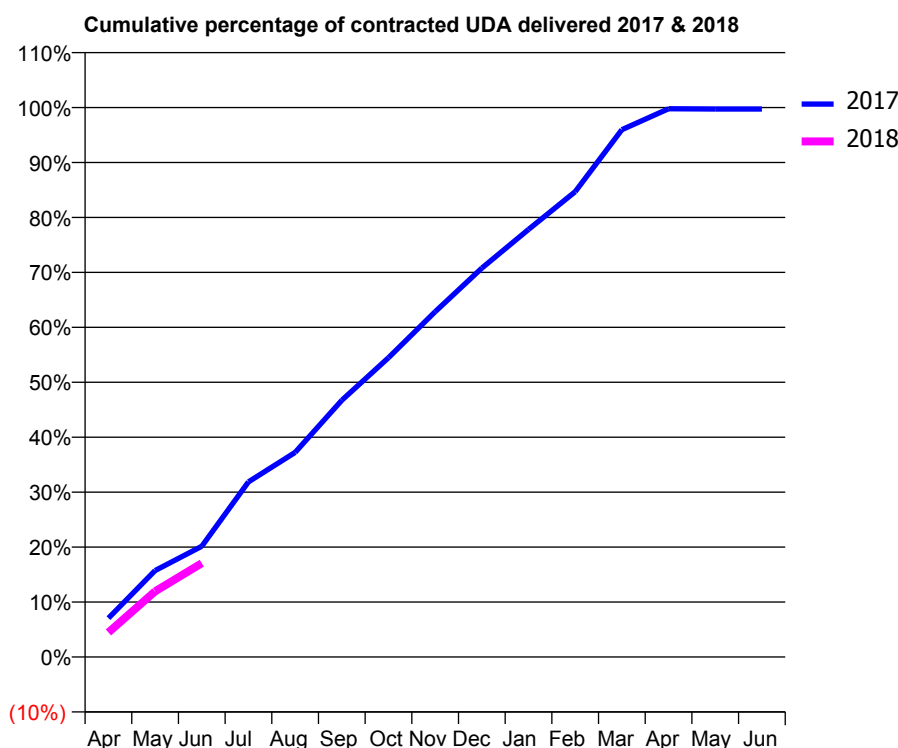
17/18 Contracted general activity (UDA)	8,875
Carry forward general activity (UDA)	0
17/18 Contracted orthodontic activity (UOA)	0
Carry forward orthodontic activity (UOA)	0
Baseline contract value	£343,208.50

ACCESS*

Patients seen in 24 months	Total	Change since previous quarter
Quarter ending June 2016	3,019	
Quarter ending September 2016	3,046	→
Quarter ending December 2016	3,029	→
Quarter ending March 2017	3,022	→
Quarter ending June 2017	3,058	→
Variance since June 2016	1.3%	→



ACTIVITY



Month	Adjusted Scheduled Activity (UDA)	
	2017	2018
April	628	398
May	1,397	1,060
June	1,788	1,516
July	2,829	
August	3,304	
September	4,147	
October	4,835	
November	5,577	
December	6,282	
January	6,906	
February	7,515	
March	8,517	
April	8,855	
May	8,851	
June	8,850	

QUALITY

	Quantity	Base Number	Contract	AT	Region	England
% of FP17s for the same patient ID Re-attending within 3 months - Children	23	405	5.7%	9.4%	11.6%	12.0%
% of FP17s for the same patient ID Re-attending within 3 months - Adults	78	673	11.6%	15.1%	15.9%	16.0%
% of FP17s for the same patient ID Re-attending between 3 & 9 months - Children	276	405	68.1%	59.5%	60.4%	58.0%
% of FP17s for the same patient ID Re-attending between 3 & 9 months - Adults	472	673	70.1%	51.8%	52.3%	50.9%
% of FP17s for Band 1 Urgent Courses	43	824	5.2%	9.5%	9.5%	9.1%
% of FP17s Relating to Free Repair or Replacements	5	824	0.6%	0.6%	0.7%	0.8%
% of FP17s Relating to Continuations	2	824	0.2%	1.0%	1.0%	1.1%
% of Patients satisfied with the dentistry they have received	7	8	N/A	90.8%	91.9%	91.7%
% of Patients satisfied with the time they had to wait for an appointment	8	8	N/A	87.8%	88.0%	88.0%

* This is based on patients treated on this contract for their most recent course of treatment. Figures in italics indicate the base number of FP17s or Patient Questionnaire responses are less than 100. N/A is shown where the base number of responses is less than 10 during the period. % is calculated as Quantity/Base number*100

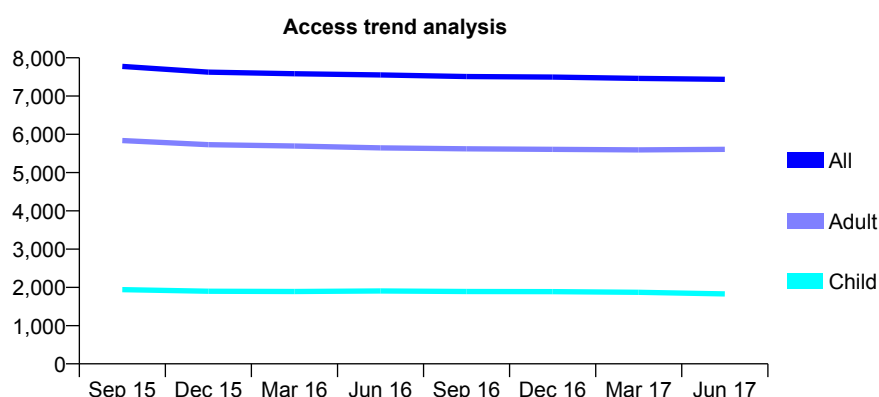
Q68 - Vital Signs At a Glance Contract Report for 320285/0001 - June 2017

Name or company name	MR GS SANDHU
Contract type name	GDS Contract
Purpose of contract	General
Contract start date	01/04/2006
Contract end date	

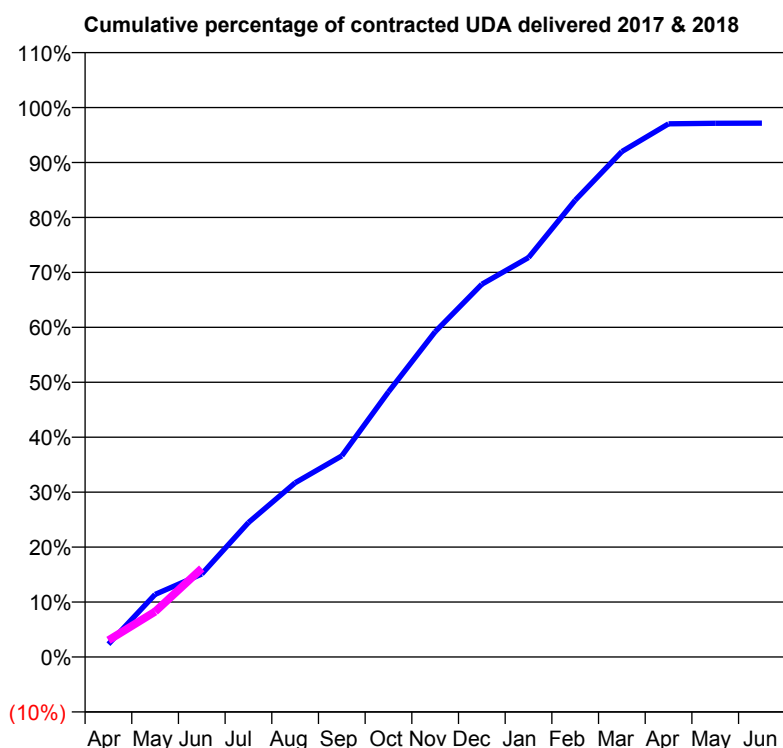
17/18 Contracted general activity (UDA)	25,689
Carry forward general activity (UDA)	0
17/18 Contracted orthodontic activity (UOA)	0
Carry forward orthodontic activity (UOA)	0
Baseline contract value	£792,940.85

ACCESS*

Patients seen in 24 months	Total	Change since previous quarter
Quarter ending June 2016	7,551	
Quarter ending September 2016	7,511	→
Quarter ending December 2016	7,496	→
Quarter ending March 2017	7,462	→
Quarter ending June 2017	7,436	→
Variance since June 2016	(1.5%)	↓



ACTIVITY



Adjusted Scheduled Activity (UDA)		
Month	2017	2018
April	599	783
May	2,926	2,125
June	3,880	4,143
July	6,285	
August	8,142	
September	9,404	
October	12,398	
November	15,210	
December	17,429	
January	18,671	
February	21,357	
March	23,628	
April	24,925	
May	24,949	
June	24,956	

QUALITY

	Quantity	Base Number	Contract	AT	Region	England
% of FP17s for the same patient ID Re-attending within 3 months - Children	27	480	5.6%	9.4%	11.6%	12.0%
% of FP17s for the same patient ID Re-attending within 3 months - Adults	242	1,538	15.7%	15.1%	15.9%	16.0%
% of FP17s for the same patient ID Re-attending between 3 & 9 months - Children	226	480	47.1%	59.5%	60.4%	58.0%
% of FP17s for the same patient ID Re-attending between 3 & 9 months - Adults	753	1,538	49.0%	51.8%	52.3%	50.9%
% of FP17s for Band 1 Urgent Courses	179	1,544	11.6%	9.5%	9.5%	9.1%
% of FP17s Relating to Free Repair or Replacements	10	1,544	0.6%	0.6%	0.7%	0.8%
% of FP17s Relating to Continuations	27	1,544	1.7%	1.0%	1.0%	1.1%
% of Patients satisfied with the dentistry they have received	30	30	100.0%	90.8%	91.9%	91.7%
% of Patients satisfied with the time they had to wait for an appointment	22	30	73.3%	87.8%	88.0%	88.0%

* This is based on patients treated on this contract for their most recent course of treatment. Figures in italics indicate the base number of FP17s or Patient Questionnaire responses are less than 100. N/A is shown where the base number of responses is less than 10 during the period. % is calculated as Quantity/Base number*100

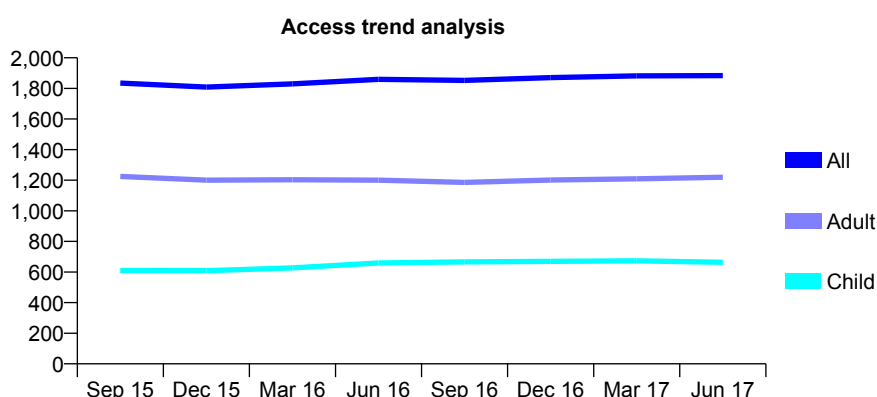
Q68 - Vital Signs At a Glance Contract Report for 320315/0002 - June 2017

Name or company name	MR JS KETTLE
Contract type name	GDS Contract
Purpose of contract	General
Contract start date	01/11/2007
Contract end date	

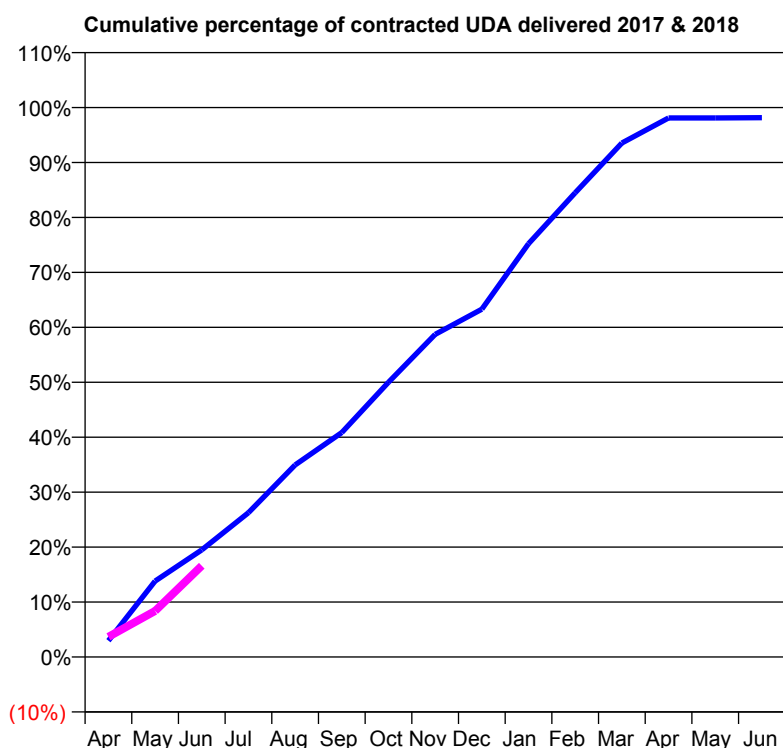
17/18 Contracted general activity (UDA)	2,400
Carry forward general activity (UDA)	0
17/18 Contracted orthodontic activity (UOA)	0
Carry forward orthodontic activity (UOA)	0
Baseline contract value	£53,147.96

ACCESS*

Patients seen in 24 months	Total	Change since previous quarter
Quarter ending June 2016	1,859	
Quarter ending September 2016	1,852	→
Quarter ending December 2016	1,871	→
Quarter ending March 2017	1,882	→
Quarter ending June 2017	1,884	→
Variance since June 2016	1.3%	→



ACTIVITY



Month	Adjusted Scheduled Activity (UDA)	
	2017	2018
April	71	88
May	332	201
June	468	399
July	631	
August	839	
September	980	
October	1,200	
November	1,409	
December	1,519	
January	1,805	
February	2,028	
March	2,245	
April	2,354	
May	2,354	
June	2,355	

QUALITY

	Quantity	Base Number	Contract	AT	Region	England
% of FP17s for the same patient ID Re-attending within 3 months - Children	16	250	6.4%	9.4%	11.6%	12.0%
% of FP17s for the same patient ID Re-attending within 3 months - Adults	51	365	14.0%	15.1%	15.9%	16.0%
% of FP17s for the same patient ID Re-attending between 3 & 9 months - Children	169	250	67.6%	59.5%	60.4%	58.0%
% of FP17s for the same patient ID Re-attending between 3 & 9 months - Adults	211	365	57.8%	51.8%	52.3%	50.9%
% of FP17s for Band 1 Urgent Courses	13	277	4.7%	9.5%	9.5%	9.1%
% of FP17s Relating to Free Repair or Replacements	1	277	0.4%	0.6%	0.7%	0.8%
% of FP17s Relating to Continuations	7	277	2.5%	1.0%	1.0%	1.1%
% of Patients satisfied with the dentistry they have received	3	3	N/A	90.8%	91.9%	91.7%
% of Patients satisfied with the time they had to wait for an appointment	3	3	N/A	87.8%	88.0%	88.0%

* This is based on patients treated on this contract for their most recent course of treatment. Figures in italics indicate the base number of FP17s or Patient Questionnaire responses are less than 100. N/A is shown where the base number of responses is less than 10 during the period. % is calculated as Quantity/Base number*100

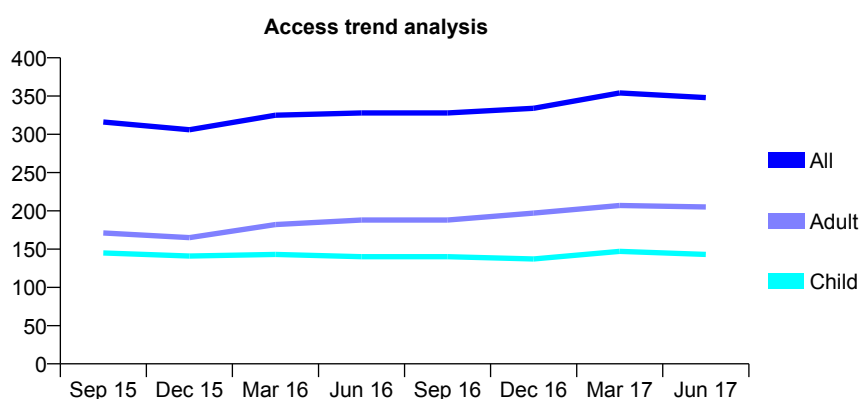
Q68 - Vital Signs At a Glance Contract Report for 320811/0001 - June 2017

Name or company name	MR AH CURTIS
Contract type name	GDS Contract
Purpose of contract	General
Contract start date	01/04/2006
Contract end date	

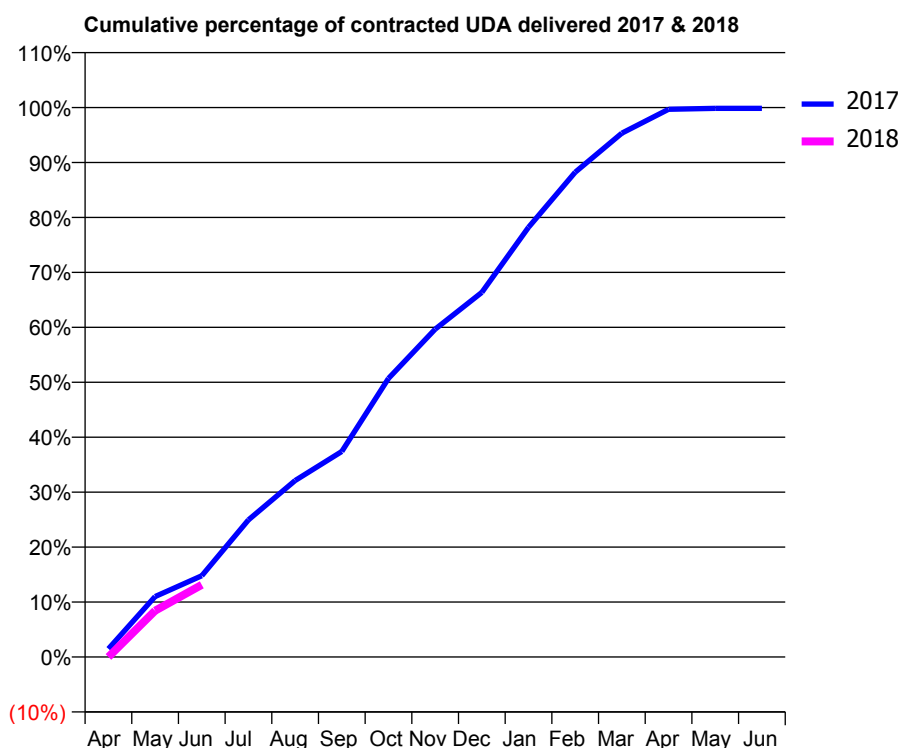
17/18 Contracted general activity (UDA)	604
Carry forward general activity (UDA)	0
17/18 Contracted orthodontic activity (UOA)	0
Carry forward orthodontic activity (UOA)	0
Baseline contract value	£14,779.50

ACCESS*

Patients seen in 24 months	Total	Change since previous quarter
Quarter ending June 2016	328	
Quarter ending September 2016	328	→
Quarter ending December 2016	334	→
Quarter ending March 2017	354	↑
Quarter ending June 2017	348	↓
Variance since June 2016	6.1%	↑



ACTIVITY



Adjusted Scheduled Activity (UDA)		
Month	2017	2018
April	9	0
May	66	51
June	89	79
July	151	
August	194	
September	226	
October	306	
November	360	
December	401	
January	472	
February	533	
March	576	
April	602	
May	603	
June	603	

QUALITY

	Quantity	Base Number	Contract	AT	Region	England
% of FP17s for the same patient ID Re-attending within 3 months - Children	2	45	4.4%	9.4%	11.6%	12.0%
% of FP17s for the same patient ID Re-attending within 3 months - Adults	2	26	7.7%	15.1%	15.9%	16.0%
% of FP17s for the same patient ID Re-attending between 3 & 9 months - Children	29	45	64.4%	59.5%	60.4%	58.0%
% of FP17s for the same patient ID Re-attending between 3 & 9 months - Adults	14	26	53.8%	51.8%	52.3%	50.9%
% of FP17s for Band 1 Urgent Courses	2	50	4.0%	9.5%	9.5%	9.1%
% of FP17s Relating to Free Repair or Replacements	0	50	0.0%	0.6%	0.7%	0.8%
% of FP17s Relating to Continuations	0	50	0.0%	1.0%	1.0%	1.1%
% of Patients satisfied with the dentistry they have received	1	1	N/A	90.8%	91.9%	91.7%
% of Patients satisfied with the time they had to wait for an appointment	1	1	N/A	87.8%	88.0%	88.0%

* This is based on patients treated on this contract for their most recent course of treatment. Figures in italics indicate the base number of FP17s or Patient Questionnaire responses are less than 100. N/A is shown where the base number of responses is less than 10 during the period. % is calculated as Quantity/Base number*100

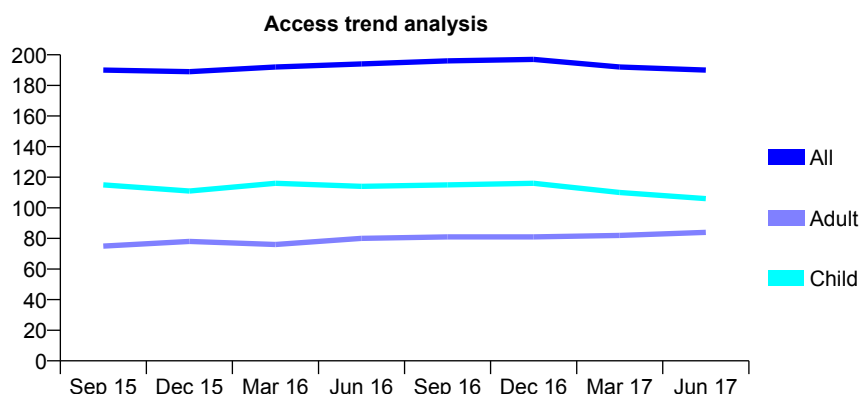
Q68 - Vital Signs At a Glance Contract Report for 322091/0001 - June 2017

Name or company name	MRS SF COOPER
Contract type name	GDS Contract
Purpose of contract	General
Contract start date	01/04/2006
Contract end date	

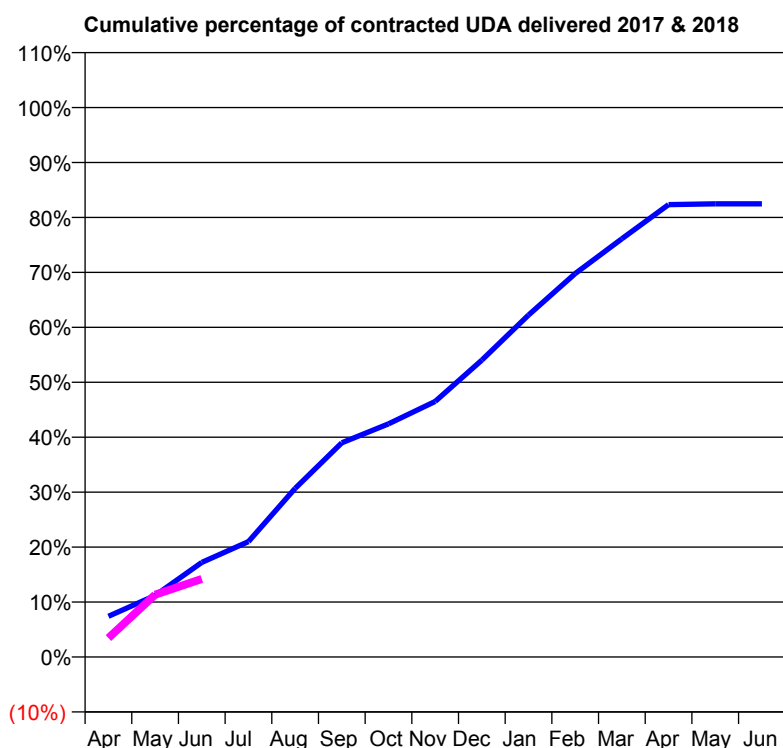
17/18 Contracted general activity (UDA)	664
Carry forward general activity (UDA)	0
17/18 Contracted orthodontic activity (UOA)	0
Carry forward orthodontic activity (UOA)	0
Baseline contract value	£15,484.50

ACCESS*

Patients seen in 24 months	Total	Change since previous quarter
Quarter ending June 2016	194	
Quarter ending September 2016	196	→
Quarter ending December 2016	197	→
Quarter ending March 2017	192	↓
Quarter ending June 2017	190	↓
Variance since June 2016	(2.1%)	↓



ACTIVITY



Adjusted Scheduled Activity (UDA)		
Month	2017	2018
April	49	23
May	74	75
June	114	94
July	139	
August	204	
September	259	
October	282	
November	309	
December	359	
January	413	
February	463	
March	505	
April	547	
May	548	
June	548	

QUALITY

	Quantity	Base Number	Contract	AT	Region	England
% of FP17s for the same patient ID Re-attending within 3 months - Children	4	40	10.0%	9.4%	11.6%	12.0%
% of FP17s for the same patient ID Re-attending within 3 months - Adults	5	25	20.0%	15.1%	15.9%	16.0%
% of FP17s for the same patient ID Re-attending between 3 & 9 months - Children	27	40	67.5%	59.5%	60.4%	58.0%
% of FP17s for the same patient ID Re-attending between 3 & 9 months - Adults	15	25	60.0%	51.8%	52.3%	50.9%
% of FP17s for Band 1 Urgent Courses	2	45	4.4%	9.5%	9.5%	9.1%
% of FP17s Relating to Free Repair or Replacements	0	45	0.0%	0.6%	0.7%	0.8%
% of FP17s Relating to Continuations	0	45	0.0%	1.0%	1.0%	1.1%
% of Patients satisfied with the dentistry they have received	0	0	N/A	90.8%	91.9%	91.7%
% of Patients satisfied with the time they had to wait for an appointment	0	0	N/A	87.8%	88.0%	88.0%

* This is based on patients treated on this contract for their most recent course of treatment. Figures in italics indicate the base number of FP17s or Patient Questionnaire responses are less than 100. N/A is shown where the base number of responses is less than 10 during the period. % is calculated as Quantity/Base number*100

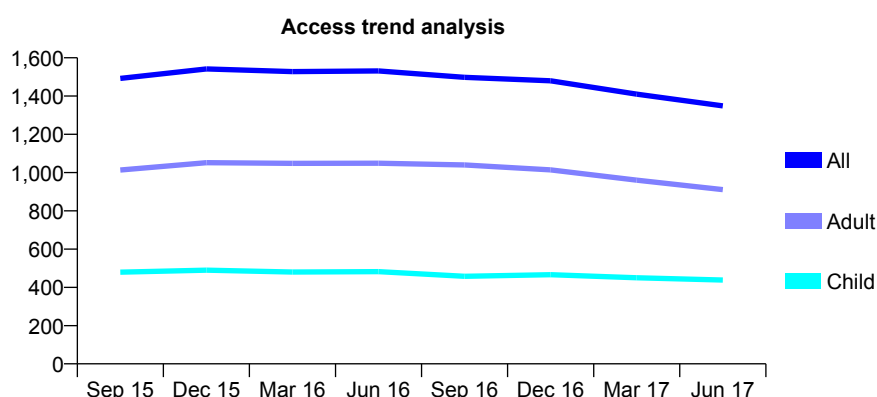
Q68 - Vital Signs At a Glance Contract Report for 324213/0001 - June 2017

Name or company name	Abraham Askari-Yagane
Contract type name	GDS Contract
Purpose of contract	General
Contract start date	01/04/2006
Contract end date	

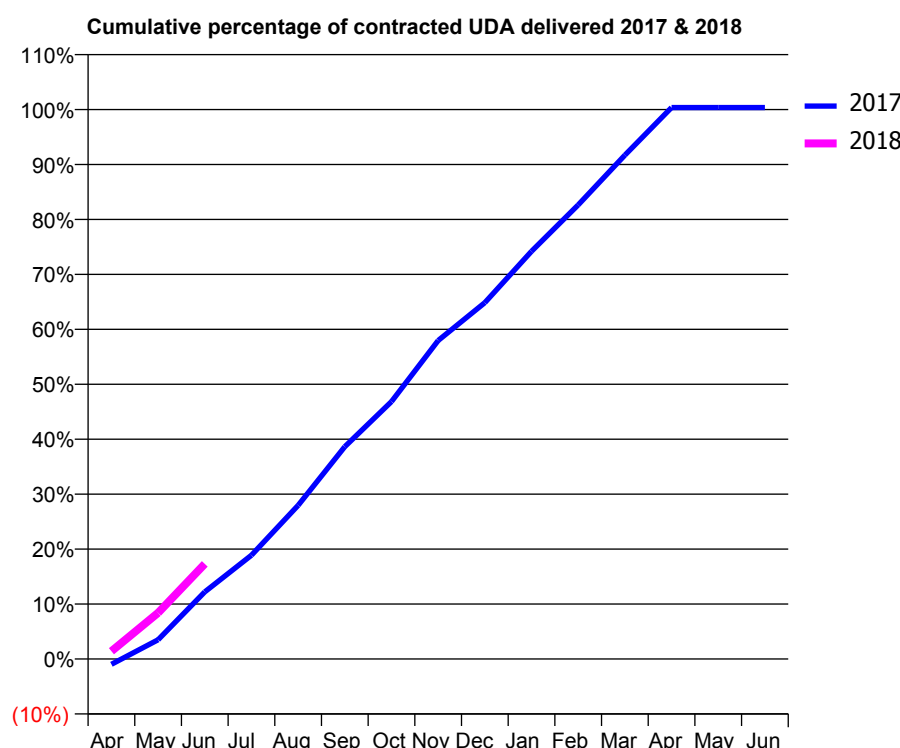
17/18 Contracted general activity (UDA)	3,561
Carry forward general activity (UDA)	0
17/18 Contracted orthodontic activity (UOA)	0
Carry forward orthodontic activity (UOA)	0
Baseline contract value	£85,787.38

ACCESS*

Patients seen in 24 months	Total	Change since previous quarter
Quarter ending June 2016	1,531	
Quarter ending September 2016	1,498	↓
Quarter ending December 2016	1,480	↓
Quarter ending March 2017	1,410	↓
Quarter ending June 2017	1,349	↓
Variance since June 2016	(11.9%)	↓



ACTIVITY



Adjusted Scheduled Activity (UDA)		
Month	2017	2018
April	-35	50
May	125	299
June	435	617
July	673	
August	996	
September	1,376	
October	1,669	
November	2,064	
December	2,310	
January	2,642	
February	2,943	
March	3,265	
April	3,573	
May	3,573	
June	3,573	

QUALITY

	Quantity	Base Number	Contract	AT	Region	England
% of FP17s for the same patient ID Re-attending within 3 months - Children	3	154	1.9%	9.4%	11.6%	12.0%
% of FP17s for the same patient ID Re-attending within 3 months - Adults	16	273	5.9%	15.1%	15.9%	16.0%
% of FP17s for the same patient ID Re-attending between 3 & 9 months - Children	97	154	63.0%	59.5%	60.4%	58.0%
% of FP17s for the same patient ID Re-attending between 3 & 9 months - Adults	181	273	66.3%	51.8%	52.3%	50.9%
% of FP17s for Band 1 Urgent Courses	13	278	4.7%	9.5%	9.5%	9.1%
% of FP17s Relating to Free Repair or Replacements	0	278	0.0%	0.6%	0.7%	0.8%
% of FP17s Relating to Continuations	0	278	0.0%	1.0%	1.0%	1.1%
% of Patients satisfied with the dentistry they have received	2	3	N/A	90.8%	91.9%	91.7%
% of Patients satisfied with the time they had to wait for an appointment	2	3	N/A	87.8%	88.0%	88.0%

* This is based on patients treated on this contract for their most recent course of treatment. Figures in italics indicate the base number of FP17s or Patient Questionnaire responses are less than 100. N/A is shown where the base number of responses is less than 10 during the period. % is calculated as Quantity/Base number*100

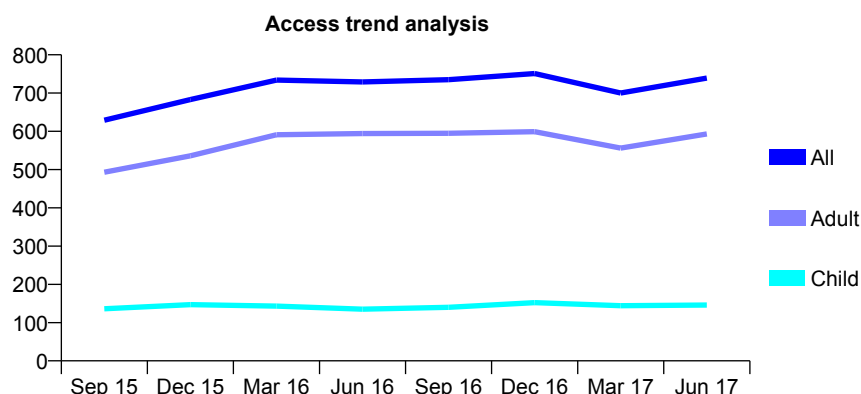
Q68 - Vital Signs At a Glance Contract Report for 324477/0001 - June 2017

Name or company name	MR IH MCGREGOR
Contract type name	GDS Contract
Purpose of contract	General
Contract start date	01/04/2006
Contract end date	

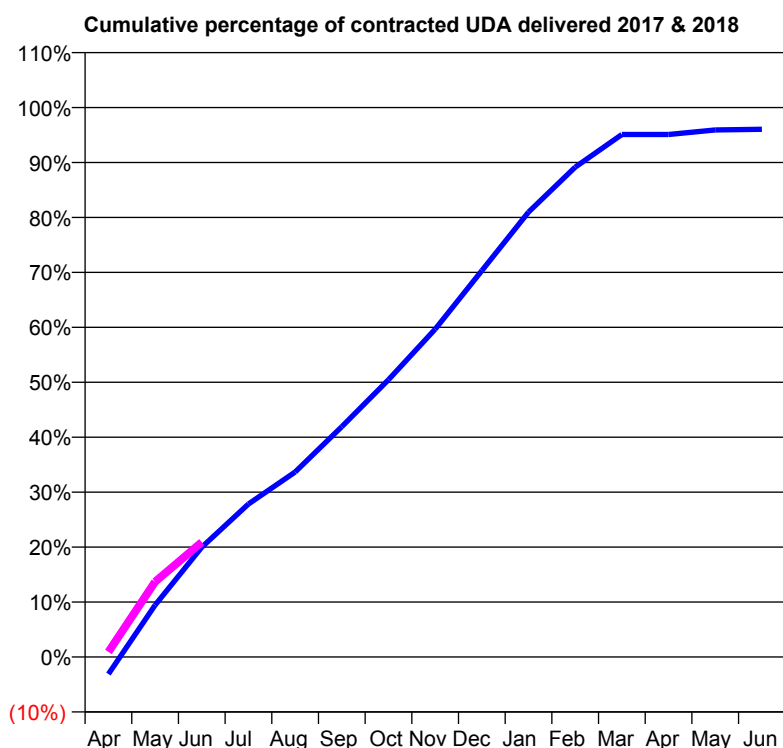
17/18 Contracted general activity (UDA)	2,925
Carry forward general activity (UDA)	0
17/18 Contracted orthodontic activity (UOA)	0
Carry forward orthodontic activity (UOA)	0
Baseline contract value	£93,247.87

ACCESS*

Patients seen in 24 months	Total	Change since previous quarter
Quarter ending June 2016	729	
Quarter ending September 2016	735	→
Quarter ending December 2016	751	↑
Quarter ending March 2017	700	↓
Quarter ending June 2017	739	↑
Variance since June 2016	1.4%	→



ACTIVITY



Adjusted Scheduled Activity (UDA)		
Month	2017	2018
April	-91	28
May	276	400
June	584	611
July	815	
August	985	
September	1,226	
October	1,476	
November	1,745	
December	2,057	
January	2,368	
February	2,608	
March	2,781	
April	2,781	
May	2,805	
June	2,809	

QUALITY

	Quantity	Base Number	Contract	AT	Region	England
% of FP17s for the same patient ID Re-attending within 3 months - Children	1	36	2.8%	9.4%	11.6%	12.0%
% of FP17s for the same patient ID Re-attending within 3 months - Adults	33	220	15.0%	15.1%	15.9%	16.0%
% of FP17s for the same patient ID Re-attending between 3 & 9 months - Children	10	36	27.8%	59.5%	60.4%	58.0%
% of FP17s for the same patient ID Re-attending between 3 & 9 months - Adults	55	220	25.0%	51.8%	52.3%	50.9%
% of FP17s for Band 1 Urgent Courses	47	242	19.4%	9.5%	9.5%	9.1%
% of FP17s Relating to Free Repair or Replacements	1	242	0.4%	0.6%	0.7%	0.8%
% of FP17s Relating to Continuations	4	242	1.7%	1.0%	1.0%	1.1%
% of Patients satisfied with the dentistry they have received	4	4	N/A	90.8%	91.9%	91.7%
% of Patients satisfied with the time they had to wait for an appointment	4	4	N/A	87.8%	88.0%	88.0%

* This is based on patients treated on this contract for their most recent course of treatment. Figures in italics indicate the base number of FP17s or Patient Questionnaire responses are less than 100. N/A is shown where the base number of responses is less than 10 during the period. % is calculated as Quantity/Base number*100

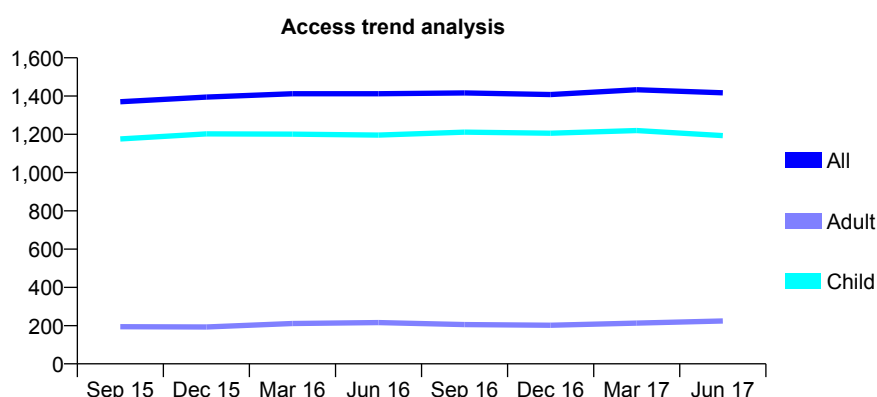
Q68 - Vital Signs At a Glance Contract Report for 324655/0001 - June 2017

Name or company name	MRS SC TAYLOR
Contract type name	GDS Contract
Purpose of contract	General
Contract start date	01/04/2006
Contract end date	

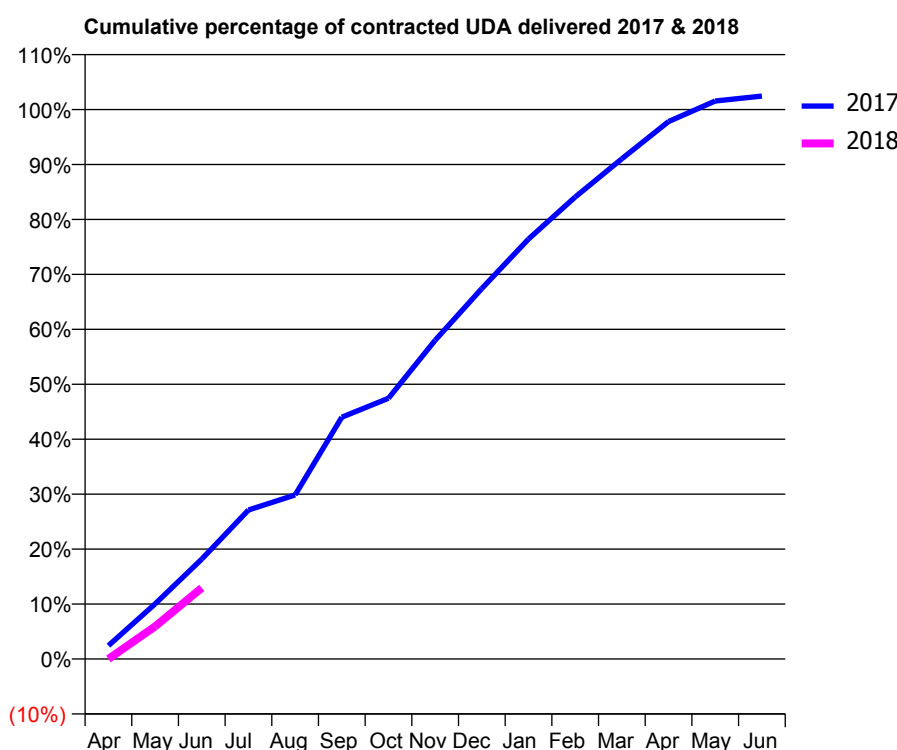
17/18 Contracted general activity (UDA)	2,221
Carry forward general activity (UDA)	0
17/18 Contracted orthodontic activity (UOA)	0
Carry forward orthodontic activity (UOA)	0
Baseline contract value	£53,174.86

ACCESS*

Patients seen in 24 months	Total	Change since previous quarter
Quarter ending June 2016	1,412	
Quarter ending September 2016	1,416	→
Quarter ending December 2016	1,408	→
Quarter ending March 2017	1,433	→
Quarter ending June 2017	1,417	↓
Variance since June 2016	0.4%	→



ACTIVITY



Month	Adjusted Scheduled Activity (UDA)	
	2017	2018
April	54	0
May	223	132
June	404	287
July	602	
August	663	
September	977	
October	1,054	
November	1,288	
December	1,498	
January	1,697	
February	1,867	
March	2,022	
April	2,172	
May	2,255	
June	2,275	

QUALITY

	Quantity	Base Number	Contract	AT	Region	England
% of FP17s for the same patient ID Re-attending within 3 months - Children	23	401	5.7%	9.4%	11.6%	12.0%
% of FP17s for the same patient ID Re-attending within 3 months - Adults	3	21	14.3%	15.1%	15.9%	16.0%
% of FP17s for the same patient ID Re-attending between 3 & 9 months - Children	229	401	57.1%	59.5%	60.4%	58.0%
% of FP17s for the same patient ID Re-attending between 3 & 9 months - Adults	10	21	47.6%	51.8%	52.3%	50.9%
% of FP17s for Band 1 Urgent Courses	7	224	3.1%	9.5%	9.5%	9.1%
% of FP17s Relating to Free Repair or Replacements	0	224	0.0%	0.6%	0.7%	0.8%
% of FP17s Relating to Continuations	0	224	0.0%	1.0%	1.0%	1.1%
% of Patients satisfied with the dentistry they have received	0	0	N/A	90.8%	91.9%	91.7%
% of Patients satisfied with the time they had to wait for an appointment	0	0	N/A	87.8%	88.0%	88.0%

* This is based on patients treated on this contract for their most recent course of treatment. Figures in italics indicate the base number of FP17s or Patient Questionnaire responses are less than 100. N/A is shown where the base number of responses is less than 10 during the period. % is calculated as Quantity/Base number*100

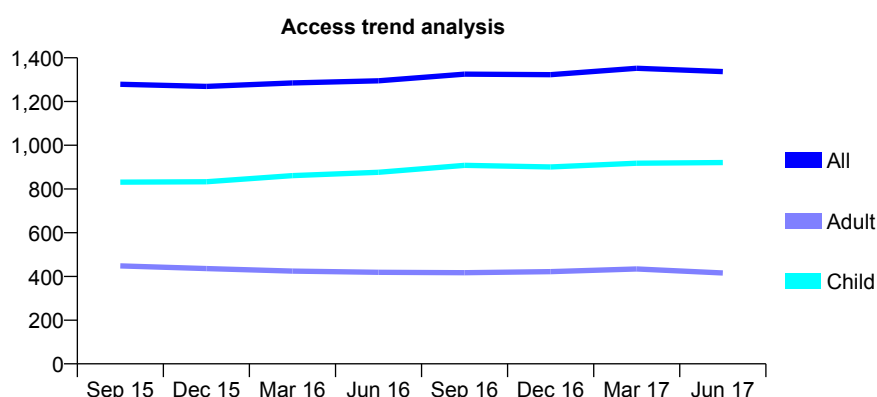
Q68 - Vital Signs At a Glance Contract Report for 325422/0001 - June 2017

Name or company name	MR AM HOPKINS
Contract type name	GDS Contract
Purpose of contract	General
Contract start date	01/04/2006
Contract end date	

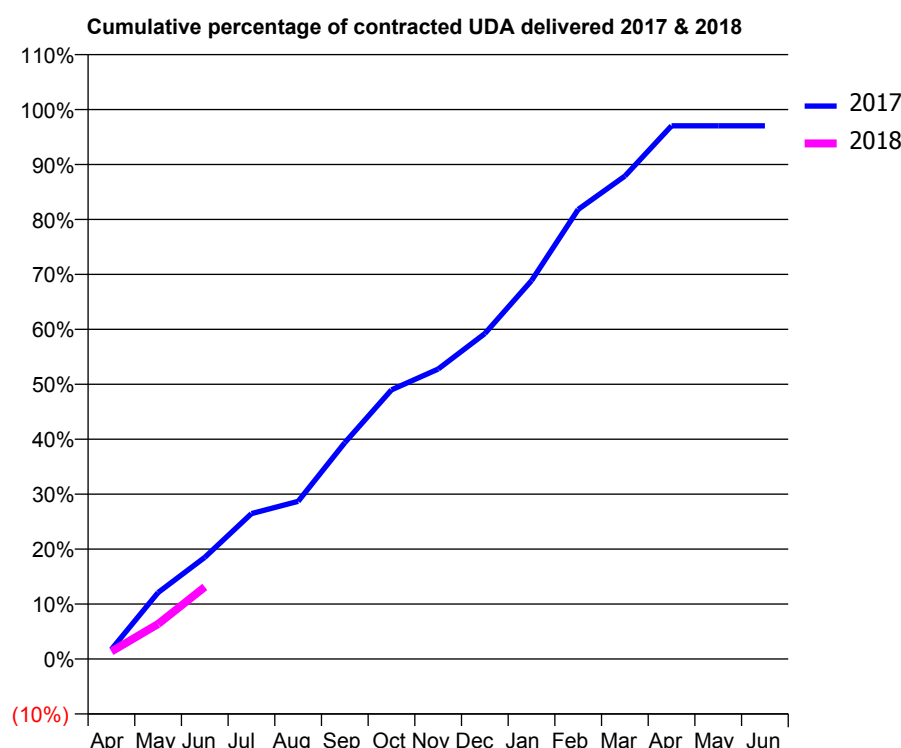
17/18 Contracted general activity (UDA)	3,200
Carry forward general activity (UDA)	0
17/18 Contracted orthodontic activity (UOA)	0
Carry forward orthodontic activity (UOA)	0
Baseline contract value	£88,435.27

ACCESS*

Patients seen in 24 months	Total	Change since previous quarter
Quarter ending June 2016	1,295	
Quarter ending September 2016	1,325	↑
Quarter ending December 2016	1,323	→
Quarter ending March 2017	1,352	↑
Quarter ending June 2017	1,337	↓
Variance since June 2016	3.2%	↑



ACTIVITY



Adjusted Scheduled Activity (UDA)		
Month	2017	2018
April	56	44
May	387	204
June	592	419
July	847	
August	918	
September	1,260	
October	1,568	
November	1,689	
December	1,895	
January	2,204	
February	2,618	
March	2,812	
April	3,105	
May	3,105	
June	3,105	

QUALITY

	Quantity	Base Number	Contract	AT	Region	England
% of FP17s for the same patient ID Re-attending within 3 months - Children	22	340	6.5%	9.4%	11.6%	12.0%
% of FP17s for the same patient ID Re-attending within 3 months - Adults	17	107	15.9%	15.1%	15.9%	16.0%
% of FP17s for the same patient ID Re-attending between 3 & 9 months - Children	219	340	64.4%	59.5%	60.4%	58.0%
% of FP17s for the same patient ID Re-attending between 3 & 9 months - Adults	40	107	37.4%	51.8%	52.3%	50.9%
% of FP17s for Band 1 Urgent Courses	27	290	9.3%	9.5%	9.5%	9.1%
% of FP17s Relating to Free Repair or Replacements	3	290	1.0%	0.6%	0.7%	0.8%
% of FP17s Relating to Continuations	0	290	0.0%	1.0%	1.0%	1.1%
% of Patients satisfied with the dentistry they have received	1	1	N/A	90.8%	91.9%	91.7%
% of Patients satisfied with the time they had to wait for an appointment	1	1	N/A	87.8%	88.0%	88.0%

* This is based on patients treated on this contract for their most recent course of treatment. Figures in italics indicate the base number of FP17s or Patient Questionnaire responses are less than 100. N/A is shown where the base number of responses is less than 10 during the period. % is calculated as Quantity/Base number*100

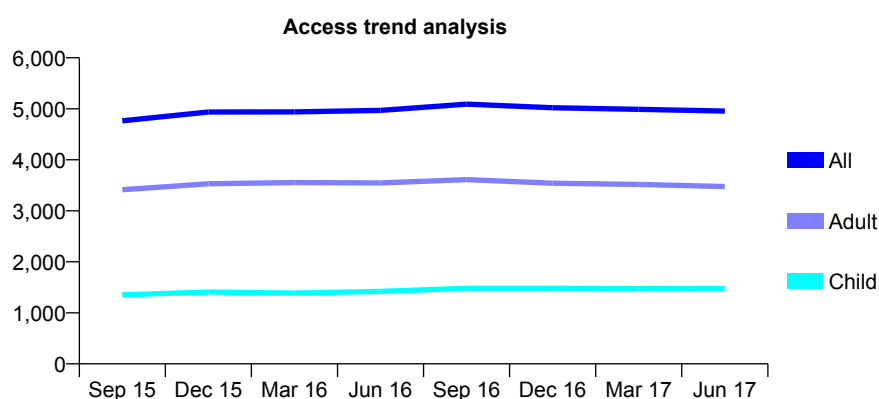
Q68 - Vital Signs At a Glance Contract Report for 325902/0001 - June 2017

Name or company name	MR AS GOUGH
Contract type name	GDS Contract
Purpose of contract	General
Contract start date	01/04/2006
Contract end date	

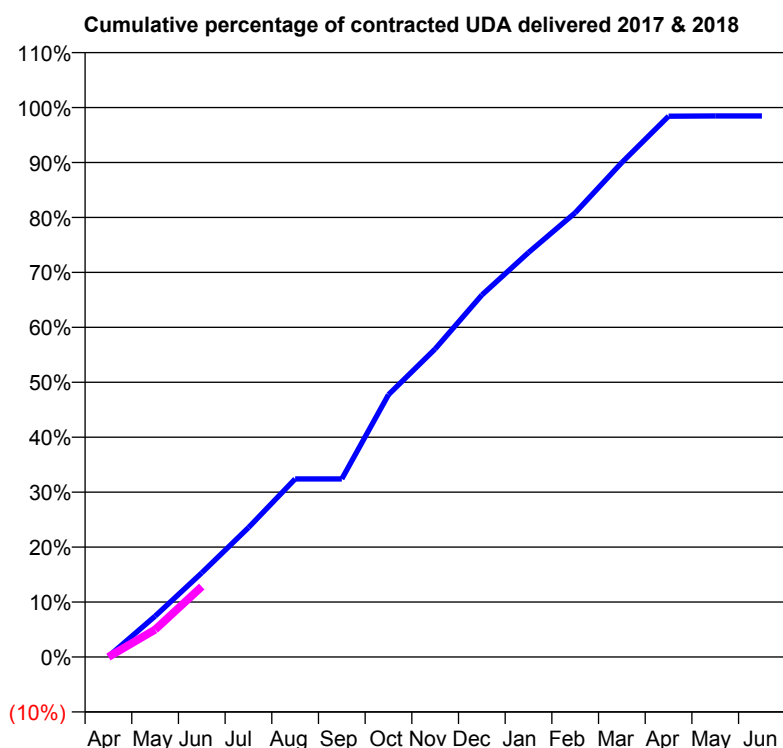
17/18 Contracted general activity (UDA)	15,612
Carry forward general activity (UDA)	0
17/18 Contracted orthodontic activity (UOA)	0
Carry forward orthodontic activity (UOA)	0
Baseline contract value	£370,304.87

ACCESS*

Patients seen in 24 months	Total	Change since previous quarter
Quarter ending June 2016	4,968	
Quarter ending September 2016	5,092	↑
Quarter ending December 2016	5,021	↓
Quarter ending March 2017	4,990	→
Quarter ending June 2017	4,955	→
Variance since June 2016	(0.3%)	→



ACTIVITY



Adjusted Scheduled Activity (UDA)		
Month	2017	2018
April	16	0
May	1,161	777
June	2,393	2,002
July	3,676	
August	5,061	
September	5,061	
October	7,455	
November	8,754	
December	10,284	
January	11,492	
February	12,622	
March	14,050	
April	15,365	
May	15,372	
June	15,373	

QUALITY

	Quantity	Base Number	Contract	AT	Region	England
% of FP17s for the same patient ID Re-attending within 3 months - Children	42	511	8.2%	9.4%	11.6%	12.0%
% of FP17s for the same patient ID Re-attending within 3 months - Adults	191	1,177	16.2%	15.1%	15.9%	16.0%
% of FP17s for the same patient ID Re-attending between 3 & 9 months - Children	324	511	63.4%	59.5%	60.4%	58.0%
% of FP17s for the same patient ID Re-attending between 3 & 9 months - Adults	652	1,177	55.4%	51.8%	52.3%	50.9%
% of FP17s for Band 1 Urgent Courses	87	1,084	8.0%	9.5%	9.5%	9.1%
% of FP17s Relating to Free Repair or Replacements	16	1,084	1.5%	0.6%	0.7%	0.8%
% of FP17s Relating to Continuations	1	1,084	0.1%	1.0%	1.0%	1.1%
% of Patients satisfied with the dentistry they have received	3	3	N/A	90.8%	91.9%	91.7%
% of Patients satisfied with the time they had to wait for an appointment	3	3	N/A	87.8%	88.0%	88.0%

* This is based on patients treated on this contract for their most recent course of treatment. Figures in italics indicate the base number of FP17s or Patient Questionnaire responses are less than 100. N/A is shown where the base number of responses is less than 10 during the period. % is calculated as Quantity/Base number*100

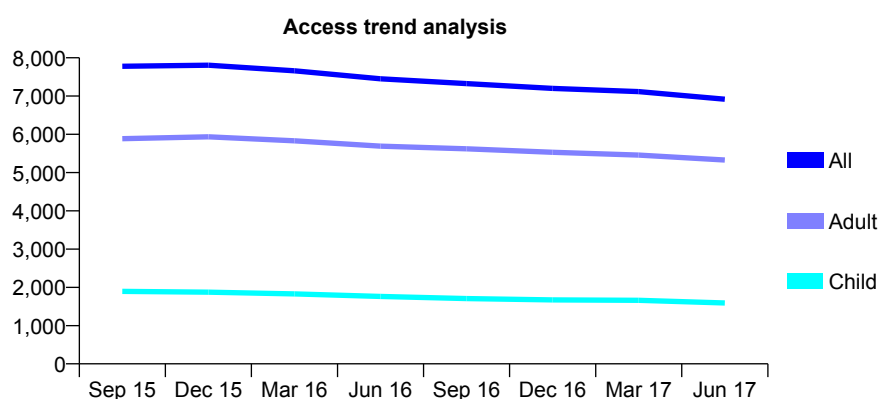
Q68 - Vital Signs At a Glance Contract Report for 325902/0002 - June 2017

Name or company name	MR AS GOUGH
Contract type name	GDS Contract
Purpose of contract	General
Contract start date	01/04/2006
Contract end date	

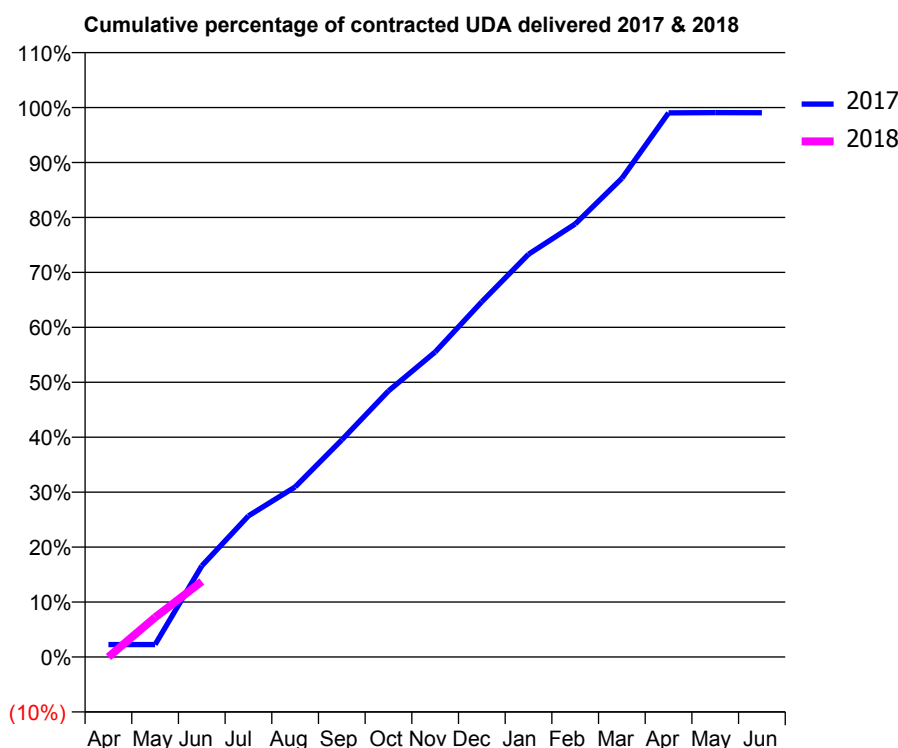
17/18 Contracted general activity (UDA)	23,284
Carry forward general activity (UDA)	0
17/18 Contracted orthodontic activity (UOA)	0
Carry forward orthodontic activity (UOA)	0
Baseline contract value	£595,692.72

ACCESS*

Patients seen in 24 months	Total	Change since previous quarter
Quarter ending June 2016	7,451	
Quarter ending September 2016	7,325	↓
Quarter ending December 2016	7,201	↓
Quarter ending March 2017	7,118	↓
Quarter ending June 2017	6,919	↓
Variance since June 2016	(7.1%)	↓



ACTIVITY



Adjusted Scheduled Activity (UDA)		
Month	2017	2018
April	530	0
May	530	1,682
June	3,861	3,203
July	5,981	
August	7,209	
September	9,199	
October	11,275	
November	12,925	
December	15,057	
January	17,065	
February	18,351	
March	20,280	
April	23,057	
May	23,066	
June	23,062	

QUALITY

	Quantity	Base Number	Contract	AT	Region	England
% of FP17s for the same patient ID Re-attending within 3 months - Children	32	634	5.0%	9.4%	11.6%	12.0%
% of FP17s for the same patient ID Re-attending within 3 months - Adults	317	1,988	15.9%	15.1%	15.9%	16.0%
% of FP17s for the same patient ID Re-attending between 3 & 9 months - Children	379	634	59.8%	59.5%	60.4%	58.0%
% of FP17s for the same patient ID Re-attending between 3 & 9 months - Adults	1,138	1,988	57.2%	51.8%	52.3%	50.9%
% of FP17s for Band 1 Urgent Courses	177	1,514	11.7%	9.5%	9.5%	9.1%
% of FP17s Relating to Free Repair or Replacements	18	1,514	1.2%	0.6%	0.7%	0.8%
% of FP17s Relating to Continuations	2	1,514	0.1%	1.0%	1.0%	1.1%
% of Patients satisfied with the dentistry they have received	9	10	90.0%	90.8%	91.9%	91.7%
% of Patients satisfied with the time they had to wait for an appointment	7	10	70.0%	87.8%	88.0%	88.0%

* This is based on patients treated on this contract for their most recent course of treatment. Figures in italics indicate the base number of FP17s or Patient Questionnaire responses are less than 100. N/A is shown where the base number of responses is less than 10 during the period. % is calculated as Quantity/Base number*100

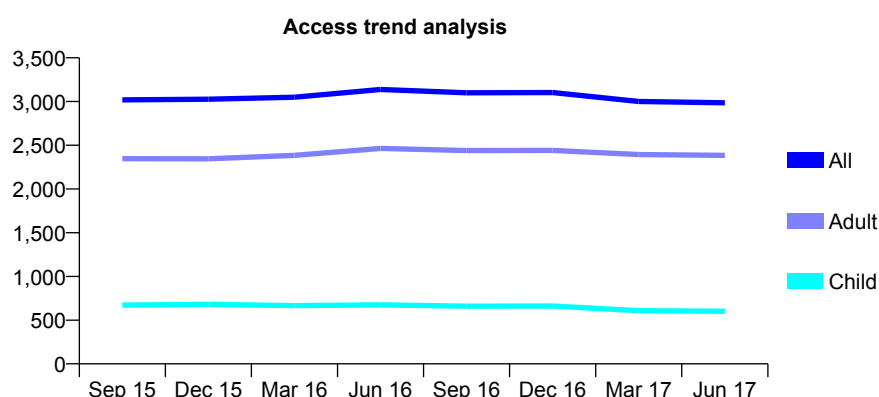
Q68 - Vital Signs At a Glance Contract Report for 326011/0001 - June 2017

Name or company name	MR DM MANSFIELD
Contract type name	GDS Contract
Purpose of contract	General
Contract start date	01/04/2006
Contract end date	

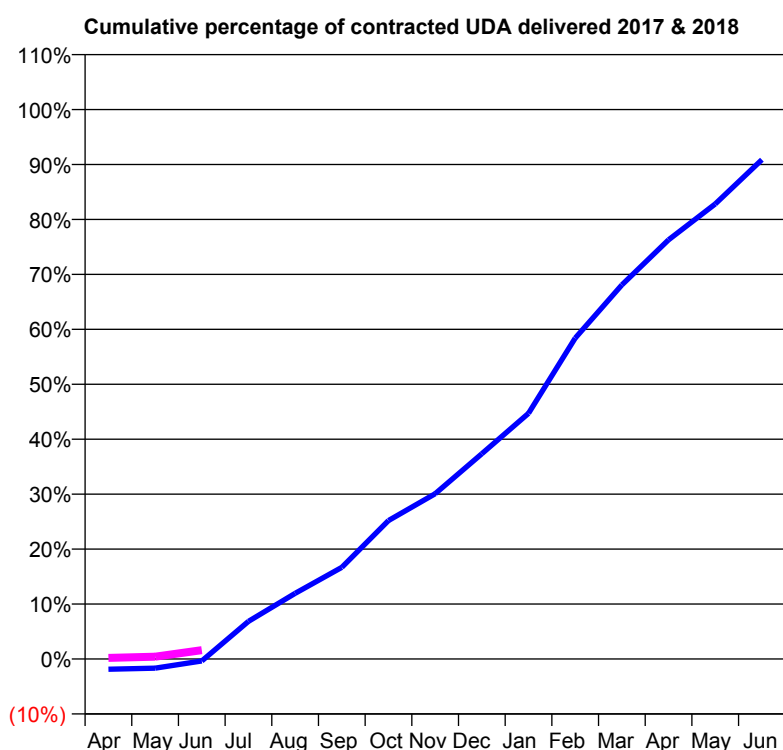
17/18 Contracted general activity (UDA)	10,300
Carry forward general activity (UDA)	0
17/18 Contracted orthodontic activity (UOA)	0
Carry forward orthodontic activity (UOA)	0
Baseline contract value	£232,466.83

ACCESS*

Patients seen in 24 months	Total	Change since previous quarter
Quarter ending June 2016	3,138	
Quarter ending September 2016	3,100	↓
Quarter ending December 2016	3,102	→
Quarter ending March 2017	3,001	↓
Quarter ending June 2017	2,986	→
Variance since June 2016	(4.8%)	↓



ACTIVITY



Adjusted Scheduled Activity (UDA)		
Month	2017	2018
April	-193	21
May	-175	44
June	-39	167
July	707	
August	1,232	
September	1,718	
October	2,595	
November	3,099	
December	3,849	
January	4,606	
February	6,014	
March	7,013	
April	7,858	
May	8,529	
June	9,360	

QUALITY

	Quantity	Base Number	Contract	AT	Region	England
% of FP17s for the same patient ID Re-attending within 3 months - Children	12	190	6.3%	9.4%	11.6%	12.0%
% of FP17s for the same patient ID Re-attending within 3 months - Adults	157	814	19.3%	15.1%	15.9%	16.0%
% of FP17s for the same patient ID Re-attending between 3 & 9 months - Children	101	190	53.2%	59.5%	60.4%	58.0%
% of FP17s for the same patient ID Re-attending between 3 & 9 months - Adults	417	814	51.2%	51.8%	52.3%	50.9%
% of FP17s for Band 1 Urgent Courses	1	66	1.5%	9.5%	9.5%	9.1%
% of FP17s Relating to Free Repair or Replacements	2	66	3.0%	0.6%	0.7%	0.8%
% of FP17s Relating to Continuations	0	66	0.0%	1.0%	1.0%	1.1%
% of Patients satisfied with the dentistry they have received	5	5	N/A	90.8%	91.9%	91.7%
% of Patients satisfied with the time they had to wait for an appointment	4	5	N/A	87.8%	88.0%	88.0%

* This is based on patients treated on this contract for their most recent course of treatment. Figures in italics indicate the base number of FP17s or Patient Questionnaire responses are less than 100. N/A is shown where the base number of responses is less than 10 during the period. % is calculated as Quantity/Base number*100

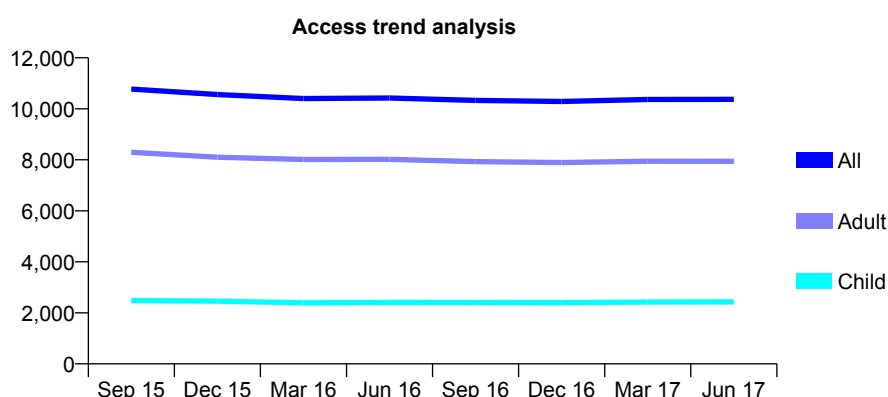
Q68 - Vital Signs At a Glance Contract Report for 331279/0002 - June 2017

Name or company name	Battle Road Dental Practice
Contract type name	GDS Contract
Purpose of contract	General
Contract start date	01/04/2008
Contract end date	

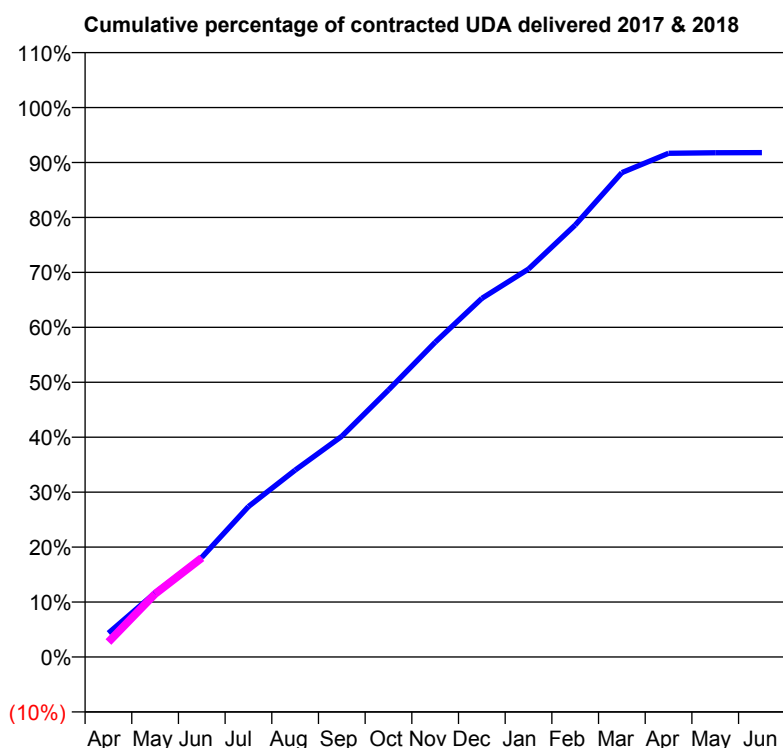
17/18 Contracted general activity (UDA)	30,290
Carry forward general activity (UDA)	0
17/18 Contracted orthodontic activity (UOA)	0
Carry forward orthodontic activity (UOA)	0
Baseline contract value	£805,544.41

ACCESS*

Patients seen in 24 months	Total	Change since previous quarter
Quarter ending June 2016	10,423	
Quarter ending September 2016	10,327	→
Quarter ending December 2016	10,290	→
Quarter ending March 2017	10,367	→
Quarter ending June 2017	10,370	→
Variance since June 2016	(0.5%)	→



ACTIVITY



Adjusted Scheduled Activity (UDA)		
Month	2017	2018
April	1,320	828
May	3,541	3,478
June	5,497	5,464
July	8,294	
August	10,302	
September	12,172	
October	14,721	
November	17,354	
December	19,766	
January	21,385	
February	23,811	
March	26,697	
April	27,767	
May	27,793	
June	27,801	

QUALITY

	Quantity	Base Number	Contract	AT	Region	England
% of FP17s for the same patient ID Re-attending within 3 months - Children	74	867	8.5%	9.4%	11.6%	12.0%
% of FP17s for the same patient ID Re-attending within 3 months - Adults	533	2,974	17.9%	15.1%	15.9%	16.0%
% of FP17s for the same patient ID Re-attending between 3 & 9 months - Children	564	867	65.1%	59.5%	60.4%	58.0%
% of FP17s for the same patient ID Re-attending between 3 & 9 months - Adults	1,730	2,974	58.2%	51.8%	52.3%	50.9%
% of FP17s for Band 1 Urgent Courses	332	3,179	10.4%	9.5%	9.5%	9.1%
% of FP17s Relating to Free Repair or Replacements	46	3,179	1.4%	0.6%	0.7%	0.8%
% of FP17s Relating to Continuations	23	3,179	0.7%	1.0%	1.0%	1.1%
% of Patients satisfied with the dentistry they have received	21	23	91.3%	90.8%	91.9%	91.7%
% of Patients satisfied with the time they had to wait for an appointment	22	23	95.7%	87.8%	88.0%	88.0%

* This is based on patients treated on this contract for their most recent course of treatment. Figures in italics indicate the base number of FP17s or Patient Questionnaire responses are less than 100. N/A is shown where the base number of responses is less than 10 during the period. % is calculated as Quantity/Base number*100

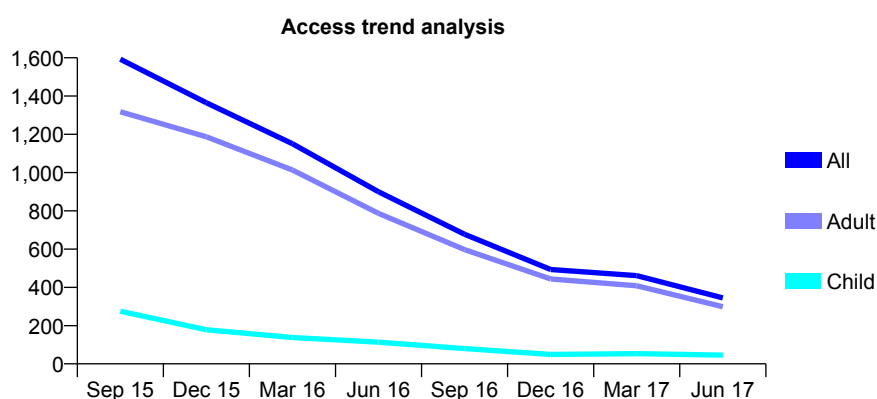
Q68 - Vital Signs At a Glance Contract Report for 331279/0005 - June 2017

Name or company name	Battle Road Dental Practice
Contract type name	GDS Contract
Purpose of contract	General
Contract start date	01/04/2012
Contract end date	

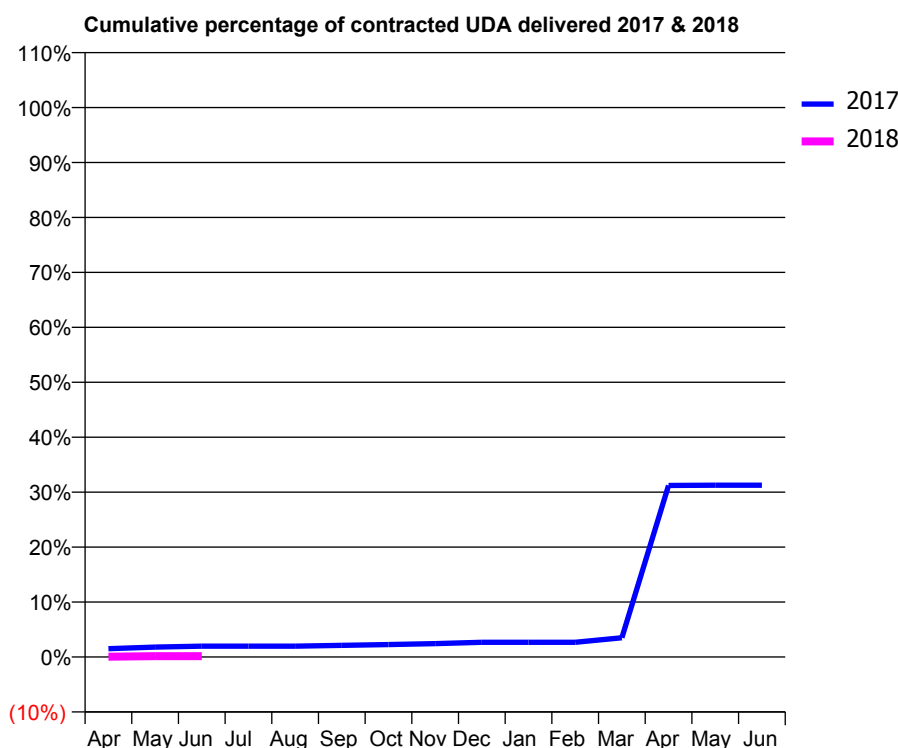
17/18 Contracted general activity (UDA)	4,939
Carry forward general activity (UDA)	0
17/18 Contracted orthodontic activity (UOA)	0
Carry forward orthodontic activity (UOA)	0
Baseline contract value	£111,661.38

ACCESS*

Patients seen in 24 months	Total	Change since previous quarter
Quarter ending June 2016	900	
Quarter ending September 2016	677	↓
Quarter ending December 2016	493	↓
Quarter ending March 2017	461	↓
Quarter ending June 2017	345	↓
Variance since June 2016	(61.7%)	↓



ACTIVITY



Month	Adjusted Scheduled Activity (UDA)	
	2017	2018
April	29	3
May	35	7
June	38	7
July	38	
August	38	
September	41	
October	44	
November	47	
December	52	
January	52	
February	52	
March	68	
April	605	
May	606	
June	606	

QUALITY

	Quantity	Base Number	Contract	AT	Region	England
% of FP17s for the same patient ID Re-attending within 3 months - Children	1	47	2.1%	9.4%	11.6%	12.0%
% of FP17s for the same patient ID Re-attending within 3 months - Adults	4	195	2.1%	15.1%	15.9%	16.0%
% of FP17s for the same patient ID Re-attending between 3 & 9 months - Children	0	47	0.0%	59.5%	60.4%	58.0%
% of FP17s for the same patient ID Re-attending between 3 & 9 months - Adults	1	195	0.5%	51.8%	52.3%	50.9%
% of FP17s for Band 1 Urgent Courses	1	5	20.0%	9.5%	9.5%	9.1%
% of FP17s Relating to Free Repair or Replacements	0	5	0.0%	0.6%	0.7%	0.8%
% of FP17s Relating to Continuations	2	5	40.0%	1.0%	1.0%	1.1%
% of Patients satisfied with the dentistry they have received	0	0	N/A	90.8%	91.9%	91.7%
% of Patients satisfied with the time they had to wait for an appointment	0	0	N/A	87.8%	88.0%	88.0%

* This is based on patients treated on this contract for their most recent course of treatment. Figures in italics indicate the base number of FP17s or Patient Questionnaire responses are less than 100. N/A is shown where the base number of responses is less than 10 during the period. % is calculated as Quantity/Base number*100

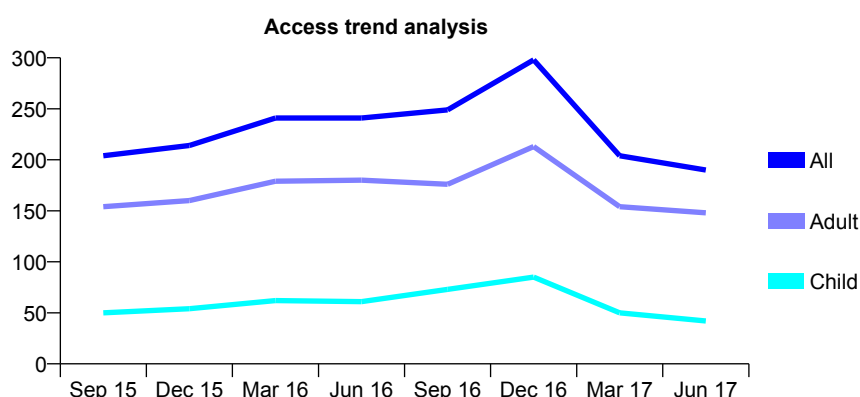
Q68 - Vital Signs At a Glance Contract Report for 331910/0001 - June 2017

Name or company name	MRS RV EVANS
Contract type name	GDS Contract
Purpose of contract	General
Contract start date	01/06/2006
Contract end date	

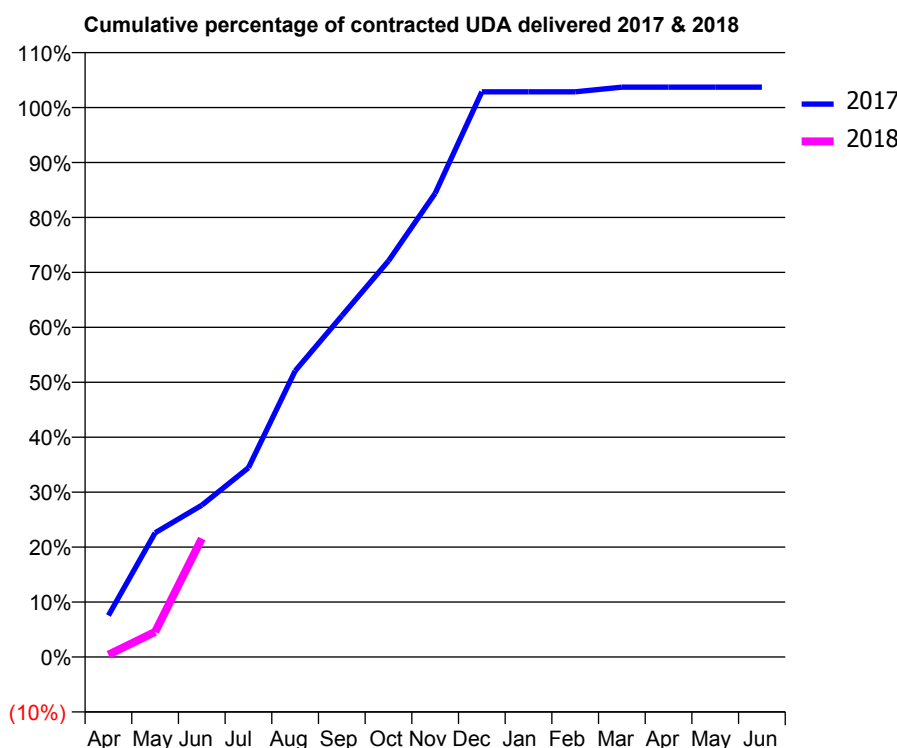
17/18 Contracted general activity (UDA)	720
Carry forward general activity (UDA)	0
17/18 Contracted orthodontic activity (UOA)	0
Carry forward orthodontic activity (UOA)	0
Baseline contract value	£20,406.02

ACCESS*

Patients seen in 24 months	Total	Change since previous quarter
Quarter ending June 2016	241	
Quarter ending September 2016	249	↑
Quarter ending December 2016	298	↑
Quarter ending March 2017	204	↓
Quarter ending June 2017	190	↓
Variance since June 2016	(21.2%)	↓



ACTIVITY



Month	Adjusted Scheduled Activity (UDA)	
	2017	2018
April	54	3
May	163	33
June	199	155
July	248	
August	375	
September	447	
October	519	
November	608	
December	741	
January	741	
February	741	
March	747	
April	747	
May	747	
June	747	

QUALITY

	Quantity	Base Number	Contract	AT	Region	England
% of FP17s for the same patient ID Re-attending within 3 months - Children	0	5	0.0%	9.4%	11.6%	12.0%
% of FP17s for the same patient ID Re-attending within 3 months - Adults	0	38	0.0%	15.1%	15.9%	16.0%
% of FP17s for the same patient ID Re-attending between 3 & 9 months - Children	1	5	20.0%	59.5%	60.4%	58.0%
% of FP17s for the same patient ID Re-attending between 3 & 9 months - Adults	3	38	7.9%	51.8%	52.3%	50.9%
% of FP17s for Band 1 Urgent Courses	1	43	2.3%	9.5%	9.5%	9.1%
% of FP17s Relating to Free Repair or Replacements	2	43	4.7%	0.6%	0.7%	0.8%
% of FP17s Relating to Continuations	0	43	0.0%	1.0%	1.0%	1.1%
% of Patients satisfied with the dentistry they have received	1	1	N/A	90.8%	91.9%	91.7%
% of Patients satisfied with the time they had to wait for an appointment	1	1	N/A	87.8%	88.0%	88.0%

* This is based on patients treated on this contract for their most recent course of treatment. Figures in italics indicate the base number of FP17s or Patient Questionnaire responses are less than 100. N/A is shown where the base number of responses is less than 10 during the period. % is calculated as Quantity/Base number*100

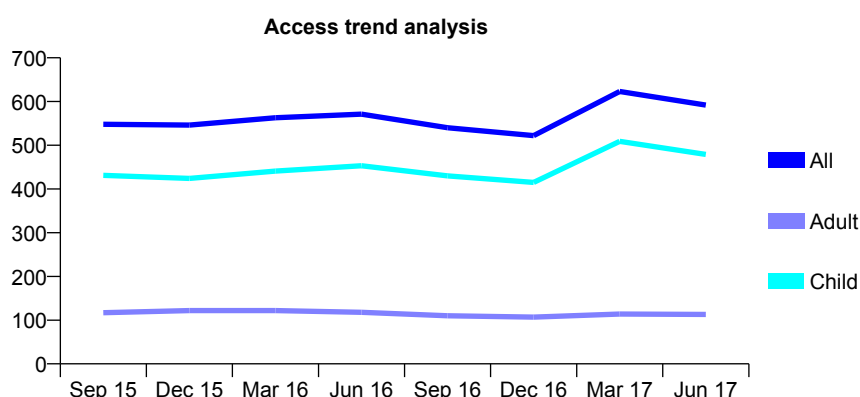
Q68 - Vital Signs At a Glance Contract Report for 332313/0001 - June 2017

Name or company name	MR JJ DREWETT
Contract type name	GDS Contract
Purpose of contract	General
Contract start date	01/04/2006
Contract end date	

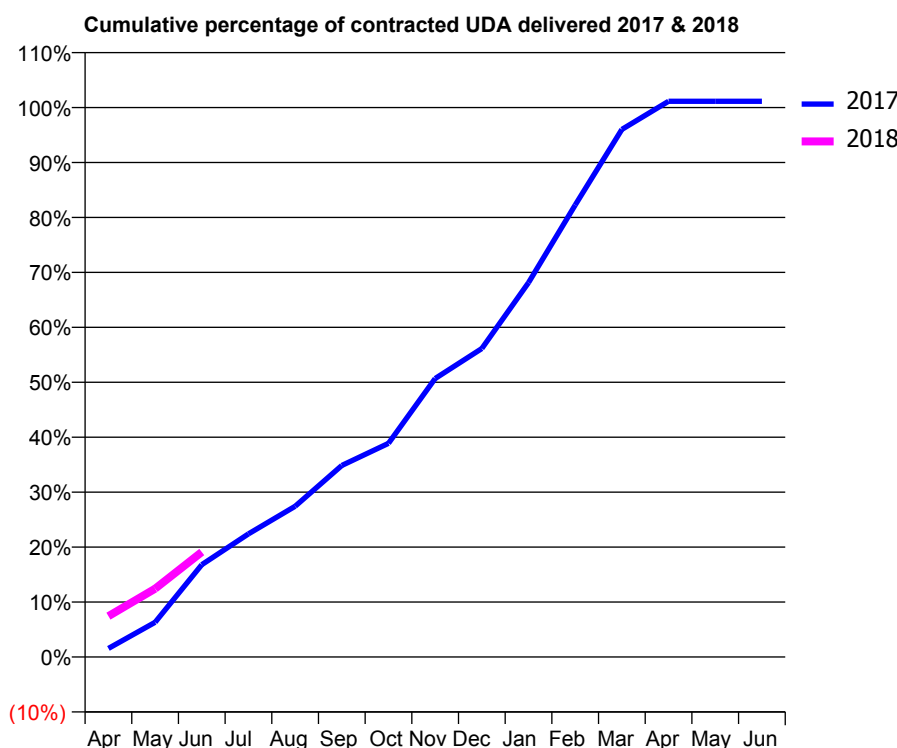
17/18 Contracted general activity (UDA)	900
Carry forward general activity (UDA)	0
17/18 Contracted orthodontic activity (UOA)	0
Carry forward orthodontic activity (UOA)	0
Baseline contract value	£26,890.05

ACCESS*

Patients seen in 24 months	Total	Change since previous quarter
Quarter ending June 2016	571	
Quarter ending September 2016	540	↓
Quarter ending December 2016	522	↓
Quarter ending March 2017	623	↑
Quarter ending June 2017	592	↓
Variance since June 2016	3.7%	↑



ACTIVITY



Month	Adjusted Scheduled Activity (UDA)	
	2017	2018
April	14	67
May	57	112
June	151	172
July	202	
August	247	
September	314	
October	350	
November	456	
December	505	
January	613	
February	740	
March	864	
April	910	
May	910	
June	910	

QUALITY

	Quantity	Base Number	Contract	AT	Region	England
% of FP17s for the same patient ID Re-attending within 3 months - Children	1	150	0.7%	9.4%	11.6%	12.0%
% of FP17s for the same patient ID Re-attending within 3 months - Adults	1	14	7.1%	15.1%	15.9%	16.0%
% of FP17s for the same patient ID Re-attending between 3 & 9 months - Children	100	150	66.7%	59.5%	60.4%	58.0%
% of FP17s for the same patient ID Re-attending between 3 & 9 months - Adults	9	14	64.3%	51.8%	52.3%	50.9%
% of FP17s for Band 1 Urgent Courses	0	124	0.0%	9.5%	9.5%	9.1%
% of FP17s Relating to Free Repair or Replacements	0	124	0.0%	0.6%	0.7%	0.8%
% of FP17s Relating to Continuations	2	124	1.6%	1.0%	1.0%	1.1%
% of Patients satisfied with the dentistry they have received	0	0	N/A	90.8%	91.9%	91.7%
% of Patients satisfied with the time they had to wait for an appointment	0	0	N/A	87.8%	88.0%	88.0%

* This is based on patients treated on this contract for their most recent course of treatment. Figures in italics indicate the base number of FP17s or Patient Questionnaire responses are less than 100. N/A is shown where the base number of responses is less than 10 during the period. % is calculated as Quantity/Base number*100

Q68 - Vital Signs At a Glance Contract Report for 332313/0002 - June 2017

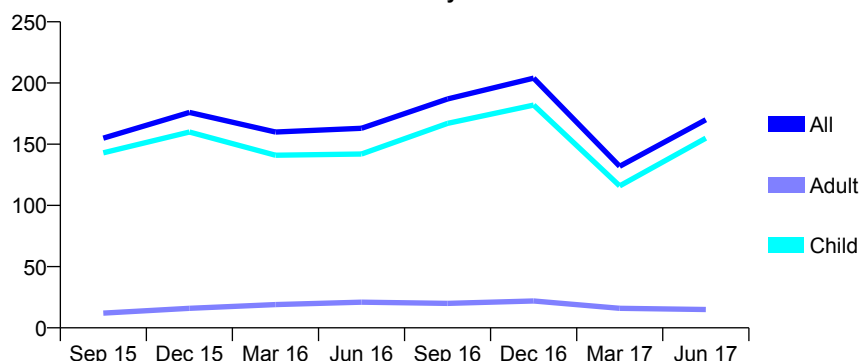
Name or company name	MR JJ DREWETT
Contract type name	GDS Contract
Purpose of contract	General
Contract start date	12/05/2014
Contract end date	

17/18 Contracted general activity (UDA)	275
Carry forward general activity (UDA)	0
17/18 Contracted orthodontic activity (UOA)	0
Carry forward orthodontic activity (UOA)	0
Baseline contract value	£6,110.76

ACCESS*

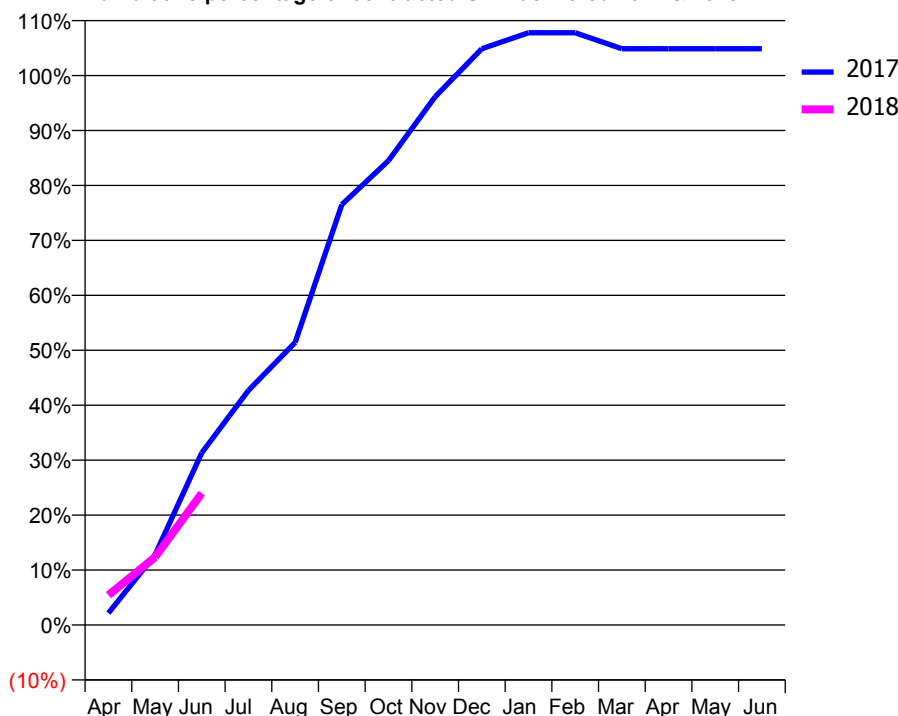
Patients seen in 24 months	Total	Change since previous quarter
Quarter ending June 2016	163	
Quarter ending September 2016	187	↑
Quarter ending December 2016	204	↑
Quarter ending March 2017	132	↓
Quarter ending June 2017	170	↑
Variance since June 2016	4.3%	↑

Access trend analysis



ACTIVITY

Cumulative percentage of contracted UDA delivered 2017 & 2018



Month	Adjusted Scheduled Activity (UDA)	
	2017	2018
April	6	15
May	35	34
June	86	66
July	117	
August	141	
September	210	
October	232	
November	264	
December	288	
January	296	
February	296	
March	288	
April	288	
May	288	
June	288	

QUALITY

	Quantity	Base Number	Contract	AT	Region	England
% of FP17s for the same patient ID Re-attending within 3 months - Children	0	57	0.0%	9.4%	11.6%	12.0%
% of FP17s for the same patient ID Re-attending within 3 months - Adults	0	1	0.0%	15.1%	15.9%	16.0%
% of FP17s for the same patient ID Re-attending between 3 & 9 months - Children	15	57	26.3%	59.5%	60.4%	58.0%
% of FP17s for the same patient ID Re-attending between 3 & 9 months - Adults	0	1	0.0%	51.8%	52.3%	50.9%
% of FP17s for Band 1 Urgent Courses	0	58	0.0%	9.5%	9.5%	9.1%
% of FP17s Relating to Free Repair or Replacements	0	58	0.0%	0.6%	0.7%	0.8%
% of FP17s Relating to Continuations	0	58	0.0%	1.0%	1.0%	1.1%
% of Patients satisfied with the dentistry they have received	0	0	N/A	90.8%	91.9%	91.7%
% of Patients satisfied with the time they had to wait for an appointment	0	0	N/A	87.8%	88.0%	88.0%

* This is based on patients treated on this contract for their most recent course of treatment. Figures in italics indicate the base number of FP17s or Patient Questionnaire responses are less than 100. N/A is shown where the base number of responses is less than 10 during the period. % is calculated as Quantity/Base number*100

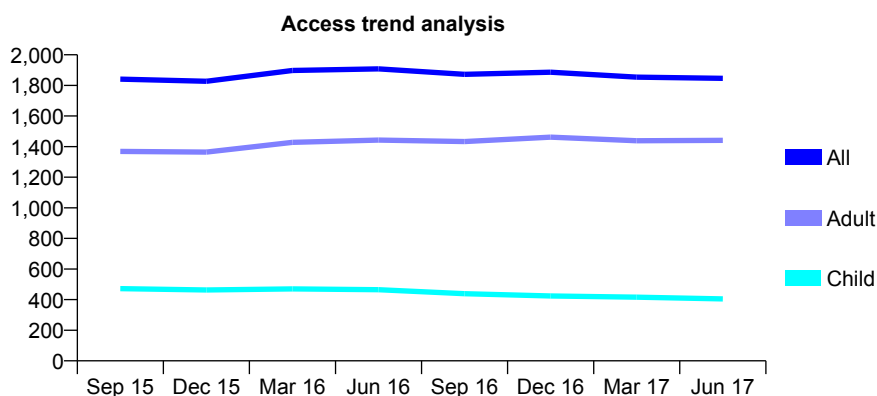
Q68 - Vital Signs At a Glance Contract Report for 333506/0001 - June 2017

Name or company name	MISS TL TRAN
Contract type name	GDS Contract
Purpose of contract	General
Contract start date	01/04/2006
Contract end date	

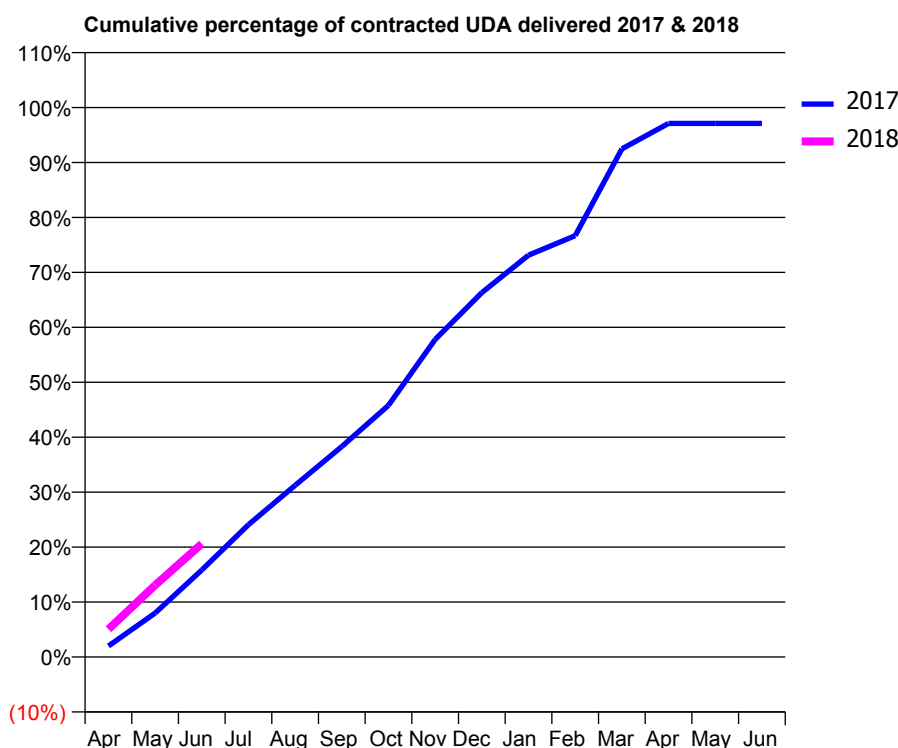
17/18 Contracted general activity (UDA)	5,081
Carry forward general activity (UDA)	0
17/18 Contracted orthodontic activity (UOA)	0
Carry forward orthodontic activity (UOA)	0
Baseline contract value	£123,908.85

ACCESS*

Patients seen in 24 months	Total	Change since previous quarter
Quarter ending June 2016	1,908	
Quarter ending September 2016	1,872	↓
Quarter ending December 2016	1,886	→
Quarter ending March 2017	1,854	↓
Quarter ending June 2017	1,846	→
Variance since June 2016	(3.2%)	↓



ACTIVITY



Adjusted Scheduled Activity (UDA)		
Month	2017	2018
April	102	257
May	406	663
June	804	1,048
July	1,224	
August	1,588	
September	1,947	
October	2,327	
November	2,936	
December	3,369	
January	3,716	
February	3,896	
March	4,698	
April	4,934	
May	4,934	
June	4,934	

QUALITY

	Quantity	Base Number	Contract	AT	Region	England
% of FP17s for the same patient ID Re-attending within 3 months - Children	10	183	5.5%	9.4%	11.6%	12.0%
% of FP17s for the same patient ID Re-attending within 3 months - Adults	55	594	9.3%	15.1%	15.9%	16.0%
% of FP17s for the same patient ID Re-attending between 3 & 9 months - Children	130	183	71.0%	59.5%	60.4%	58.0%
% of FP17s for the same patient ID Re-attending between 3 & 9 months - Adults	429	594	72.2%	51.8%	52.3%	50.9%
% of FP17s for Band 1 Urgent Courses	9	655	1.4%	9.5%	9.5%	9.1%
% of FP17s Relating to Free Repair or Replacements	0	655	0.0%	0.6%	0.7%	0.8%
% of FP17s Relating to Continuations	20	655	3.1%	1.0%	1.0%	1.1%
% of Patients satisfied with the dentistry they have received	4	4	N/A	90.8%	91.9%	91.7%
% of Patients satisfied with the time they had to wait for an appointment	4	4	N/A	87.8%	88.0%	88.0%

* This is based on patients treated on this contract for their most recent course of treatment. Figures in italics indicate the base number of FP17s or Patient Questionnaire responses are less than 100. N/A is shown where the base number of responses is less than 10 during the period. % is calculated as Quantity/Base number*100

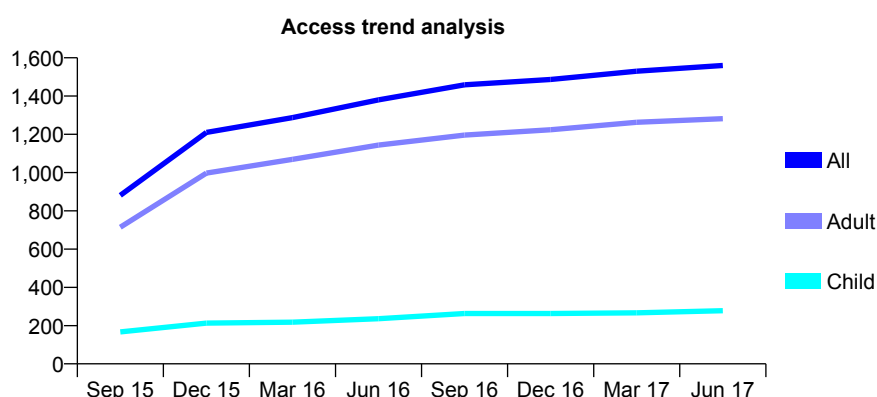
Q68 - Vital Signs At a Glance Contract Report for 333506/0002 - June 2017

Name or company name	MISS TL TRAN
Contract type name	GDS Contract
Purpose of contract	General
Contract start date	01/04/2015
Contract end date	

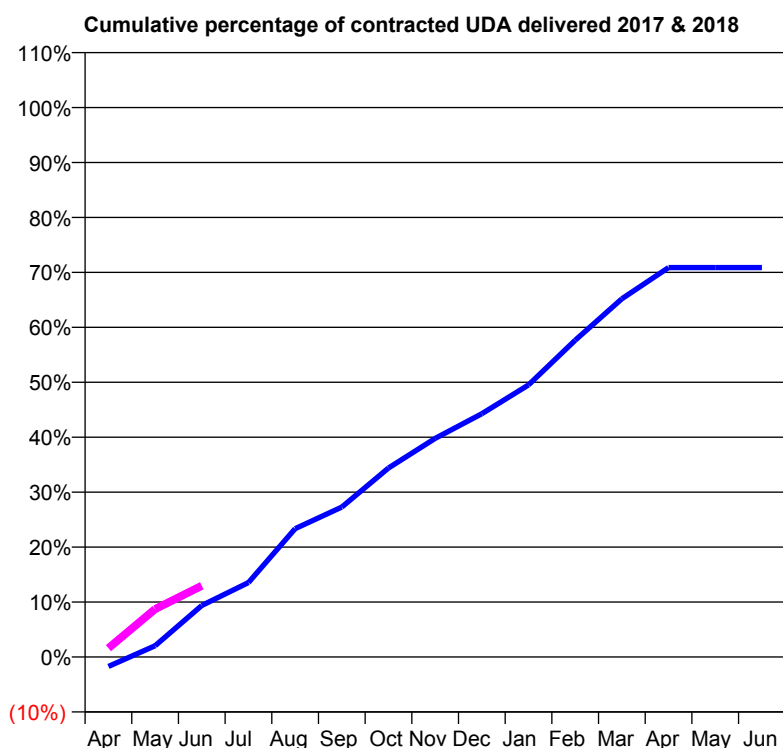
17/18 Contracted general activity (UDA)	5,700
Carry forward general activity (UDA)	0
17/18 Contracted orthodontic activity (UOA)	0
Carry forward orthodontic activity (UOA)	0
Baseline contract value	£126,686.36

ACCESS*

Patients seen in 24 months	Total	Change since previous quarter
Quarter ending June 2016	1,380	
Quarter ending September 2016	1,459	↑
Quarter ending December 2016	1,487	→
Quarter ending March 2017	1,530	↑
Quarter ending June 2017	1,560	→
Variance since June 2016	13.0%	↑



ACTIVITY



Adjusted Scheduled Activity (UDA)		
Month	2017	2018
April	-99	92
May	116	497
June	534	739
July	773	
August	1,331	
September	1,556	
October	1,961	
November	2,268	
December	2,524	
January	2,822	
February	3,286	
March	3,716	
April	4,040	
May	4,040	
June	4,040	

QUALITY

	Quantity	Base Number	Contract	AT	Region	England
% of FP17s for the same patient ID Re-attending within 3 months - Children	1	78	1.3%	9.4%	11.6%	12.0%
% of FP17s for the same patient ID Re-attending within 3 months - Adults	41	390	10.5%	15.1%	15.9%	16.0%
% of FP17s for the same patient ID Re-attending between 3 & 9 months - Children	45	78	57.7%	59.5%	60.4%	58.0%
% of FP17s for the same patient ID Re-attending between 3 & 9 months - Adults	223	390	57.2%	51.8%	52.3%	50.9%
% of FP17s for Band 1 Urgent Courses	15	390	3.8%	9.5%	9.5%	9.1%
% of FP17s Relating to Free Repair or Replacements	0	390	0.0%	0.6%	0.7%	0.8%
% of FP17s Relating to Continuations	13	390	3.3%	1.0%	1.0%	1.1%
% of Patients satisfied with the dentistry they have received	3	3	N/A	90.8%	91.9%	91.7%
% of Patients satisfied with the time they had to wait for an appointment	3	3	N/A	87.8%	88.0%	88.0%

* This is based on patients treated on this contract for their most recent course of treatment. Figures in italics indicate the base number of FP17s or Patient Questionnaire responses are less than 100. N/A is shown where the base number of responses is less than 10 during the period. % is calculated as Quantity/Base number*100

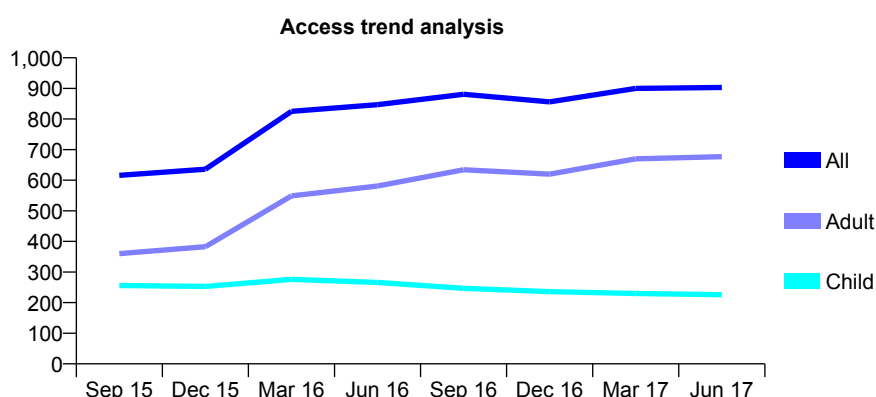
Q68 - Vital Signs At a Glance Contract Report for 334251/0001 - June 2017

Name or company name	MR AD BROWN
Contract type name	GDS Contract
Purpose of contract	General
Contract start date	01/04/2006
Contract end date	

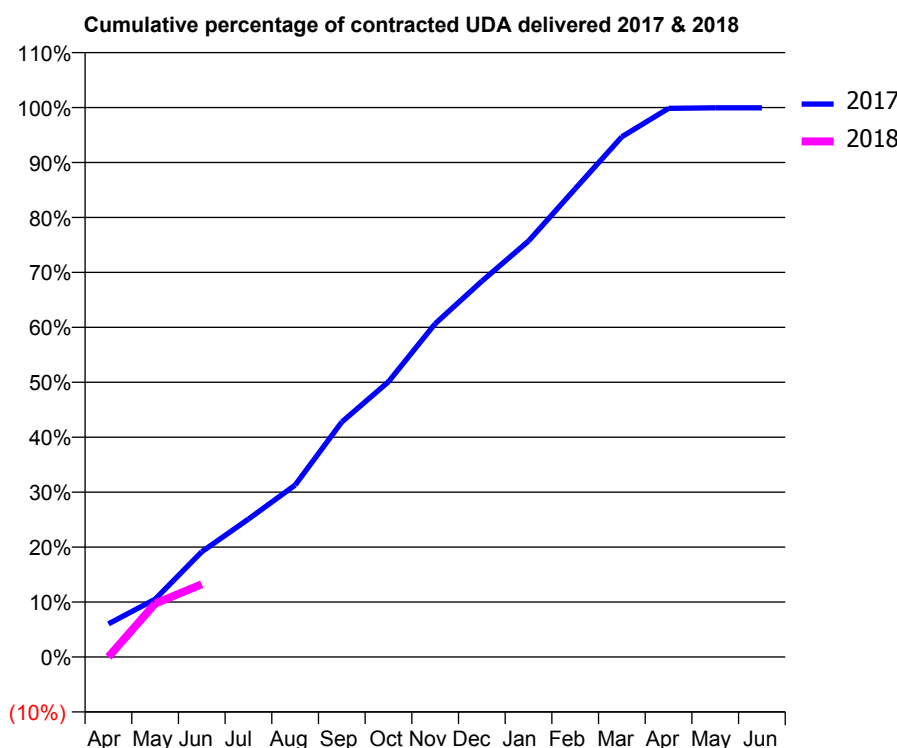
17/18 Contracted general activity (UDA)	2,392
Carry forward general activity (UDA)	0
17/18 Contracted orthodontic activity (UOA)	0
Carry forward orthodontic activity (UOA)	0
Baseline contract value	£57,557.42

ACCESS*

Patients seen in 24 months	Total	Change since previous quarter
Quarter ending June 2016	847	
Quarter ending September 2016	881	↑
Quarter ending December 2016	856	↓
Quarter ending March 2017	900	↑
Quarter ending June 2017	903	→
Variance since June 2016	6.6%	↑



ACTIVITY



Adjusted Scheduled Activity (UDA)		
Month	2017	2018
April	144	0
May	251	232
June	458	316
July	600	
August	749	
September	1,023	
October	1,198	
November	1,451	
December	1,636	
January	1,811	
February	2,038	
March	2,265	
April	2,389	
May	2,390	
June	2,390	

QUALITY

	Quantity	Base Number	Contract	AT	Region	England
% of FP17s for the same patient ID Re-attending within 3 months - Children	3	82	3.7%	9.4%	11.6%	12.0%
% of FP17s for the same patient ID Re-attending within 3 months - Adults	8	148	5.4%	15.1%	15.9%	16.0%
% of FP17s for the same patient ID Re-attending between 3 & 9 months - Children	37	82	45.1%	59.5%	60.4%	58.0%
% of FP17s for the same patient ID Re-attending between 3 & 9 months - Adults	31	148	20.9%	51.8%	52.3%	50.9%
% of FP17s for Band 1 Urgent Courses	2	178	1.1%	9.5%	9.5%	9.1%
% of FP17s Relating to Free Repair or Replacements	0	178	0.0%	0.6%	0.7%	0.8%
% of FP17s Relating to Continuations	0	178	0.0%	1.0%	1.0%	1.1%
% of Patients satisfied with the dentistry they have received	3	3	N/A	90.8%	91.9%	91.7%
% of Patients satisfied with the time they had to wait for an appointment	3	3	N/A	87.8%	88.0%	88.0%

* This is based on patients treated on this contract for their most recent course of treatment. Figures in italics indicate the base number of FP17s or Patient Questionnaire responses are less than 100. N/A is shown where the base number of responses is less than 10 during the period. % is calculated as Quantity/Base number*100

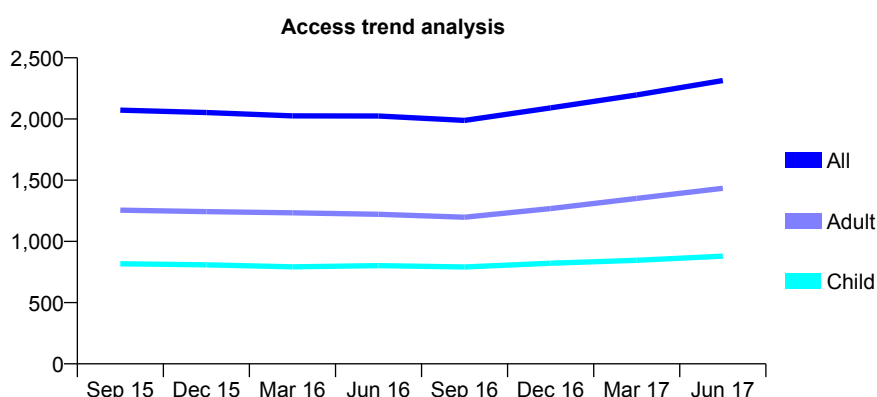
Q68 - Vital Signs At a Glance Contract Report for 336688/0001 - June 2017

Name or company name	MISS CR CAREY
Contract type name	GDS Contract
Purpose of contract	General
Contract start date	01/11/2006
Contract end date	

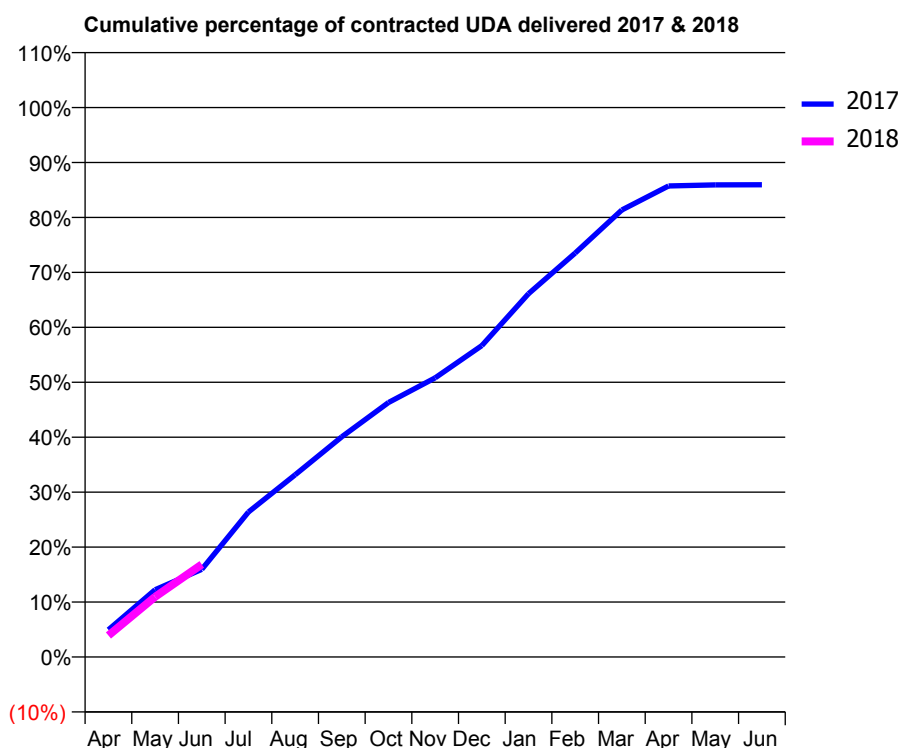
17/18 Contracted general activity (UDA)	5,000
Carry forward general activity (UDA)	0
17/18 Contracted orthodontic activity (UOA)	0
Carry forward orthodontic activity (UOA)	0
Baseline contract value	£114,128.84

ACCESS*

Patients seen in 24 months	Total	Change since previous quarter
Quarter ending June 2016	2,024	
Quarter ending September 2016	1,989	↓
Quarter ending December 2016	2,091	↑
Quarter ending March 2017	2,197	↑
Quarter ending June 2017	2,314	↑
Variance since June 2016	14.3%	↑



ACTIVITY



Adjusted Scheduled Activity (UDA)		
Month	2017	2018
April	248	196
May	612	547
June	798	843
July	1,319	
August	1,658	
September	2,004	
October	2,315	
November	2,540	
December	2,834	
January	3,306	
February	3,676	
March	4,068	
April	4,287	
May	4,296	
June	4,297	

QUALITY

	Quantity	Base Number	Contract	AT	Region	England
% of FP17s for the same patient ID Re-attending within 3 months - Children	29	367	7.9%	9.4%	11.6%	12.0%
% of FP17s for the same patient ID Re-attending within 3 months - Adults	58	492	11.8%	15.1%	15.9%	16.0%
% of FP17s for the same patient ID Re-attending between 3 & 9 months - Children	217	367	59.1%	59.5%	60.4%	58.0%
% of FP17s for the same patient ID Re-attending between 3 & 9 months - Adults	222	492	45.1%	51.8%	52.3%	50.9%
% of FP17s for Band 1 Urgent Courses	14	527	2.7%	9.5%	9.5%	9.1%
% of FP17s Relating to Free Repair or Replacements	1	527	0.2%	0.6%	0.7%	0.8%
% of FP17s Relating to Continuations	1	527	0.2%	1.0%	1.0%	1.1%
% of Patients satisfied with the dentistry they have received	2	3	N/A	90.8%	91.9%	91.7%
% of Patients satisfied with the time they had to wait for an appointment	2	3	N/A	87.8%	88.0%	88.0%

* This is based on patients treated on this contract for their most recent course of treatment. Figures in italics indicate the base number of FP17s or Patient Questionnaire responses are less than 100. N/A is shown where the base number of responses is less than 10 during the period. % is calculated as Quantity/Base number*100

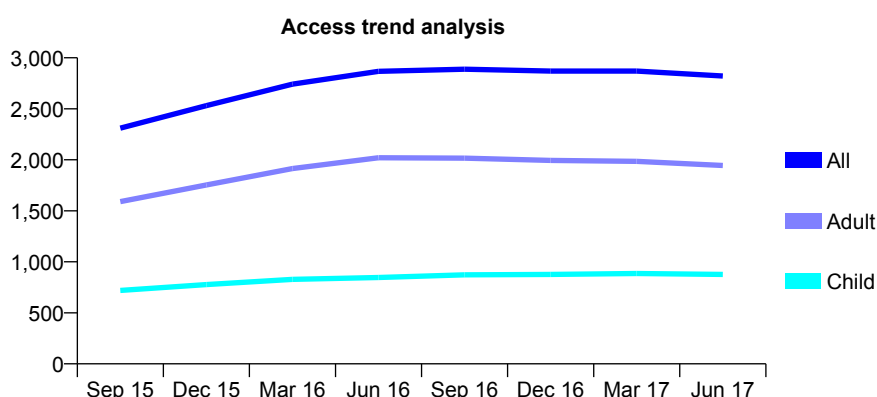
Q68 - Vital Signs At a Glance Contract Report for 336785/0005 - June 2017

Name or company name	MRS KS RADIA
Contract type name	GDS Contract
Purpose of contract	General
Contract start date	09/07/2014
Contract end date	

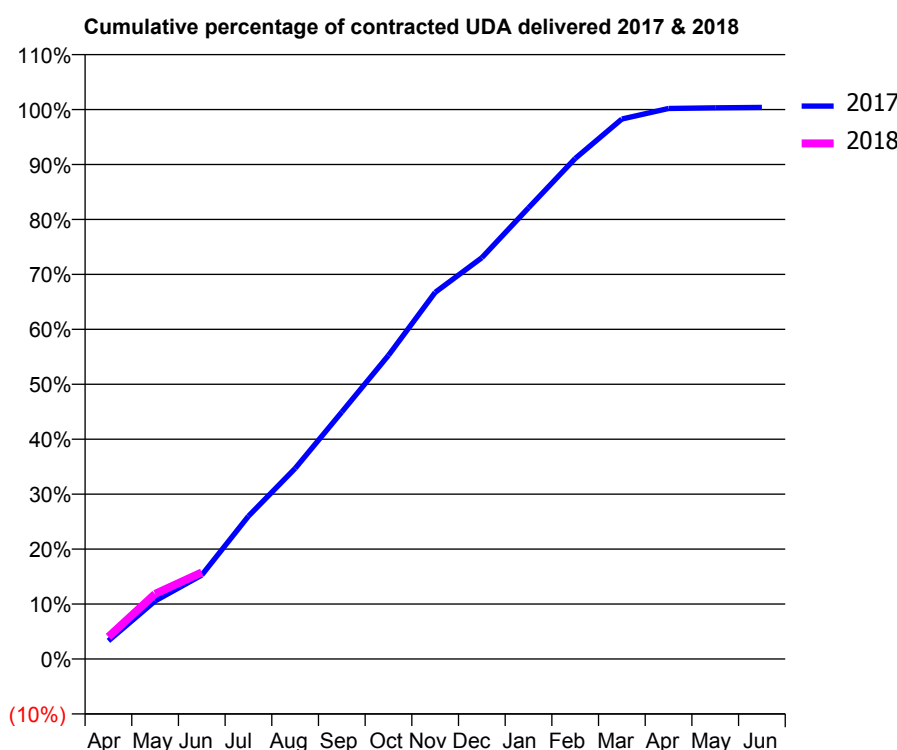
17/18 Contracted general activity (UDA)	7,000
Carry forward general activity (UDA)	0
17/18 Contracted orthodontic activity (UOA)	0
Carry forward orthodontic activity (UOA)	0
Baseline contract value	£155,572.75

ACCESS*

Patients seen in 24 months	Total	Change since previous quarter
Quarter ending June 2016	2,867	
Quarter ending September 2016	2,888	→
Quarter ending December 2016	2,870	→
Quarter ending March 2017	2,870	→
Quarter ending June 2017	2,821	↓
Variance since June 2016	(1.6%)	↓



ACTIVITY



Month	Adjusted Scheduled Activity (UDA)	
	2017	2018
April	232	284
May	740	829
June	1,069	1,104
July	1,821	
August	2,429	
September	3,146	
October	3,870	
November	4,671	
December	5,112	
January	5,747	
February	6,376	
March	6,878	
April	7,013	
May	7,021	
June	7,027	

QUALITY

	Quantity	Base Number	Contract	AT	Region	England
% of FP17s for the same patient ID Re-attending within 3 months - Children	27	299	9.0%	9.4%	11.6%	12.0%
% of FP17s for the same patient ID Re-attending within 3 months - Adults	44	387	11.4%	15.1%	15.9%	16.0%
% of FP17s for the same patient ID Re-attending between 3 & 9 months - Children	198	299	66.2%	59.5%	60.4%	58.0%
% of FP17s for the same patient ID Re-attending between 3 & 9 months - Adults	221	387	57.1%	51.8%	52.3%	50.9%
% of FP17s for Band 1 Urgent Courses	65	602	10.8%	9.5%	9.5%	9.1%
% of FP17s Relating to Free Repair or Replacements	1	602	0.2%	0.6%	0.7%	0.8%
% of FP17s Relating to Continuations	0	602	0.0%	1.0%	1.0%	1.1%
% of Patients satisfied with the dentistry they have received	19	20	95.0%	90.8%	91.9%	91.7%
% of Patients satisfied with the time they had to wait for an appointment	18	20	90.0%	87.8%	88.0%	88.0%

* This is based on patients treated on this contract for their most recent course of treatment. Figures in italics indicate the base number of FP17s or Patient Questionnaire responses are less than 100. N/A is shown where the base number of responses is less than 10 during the period. % is calculated as Quantity/Base number*100

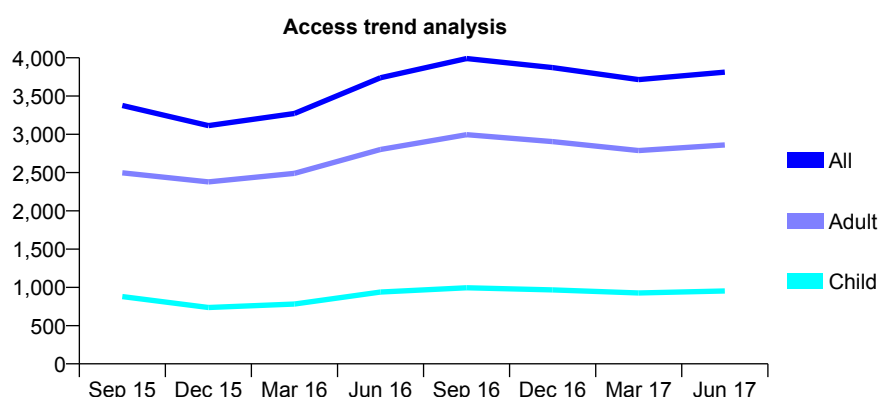
Q68 - Vital Signs At a Glance Contract Report for 337242/0001 - June 2017

Name or company name	MR CI ANDREASSON
Contract type name	GDS Contract
Purpose of contract	General
Contract start date	01/04/2006
Contract end date	

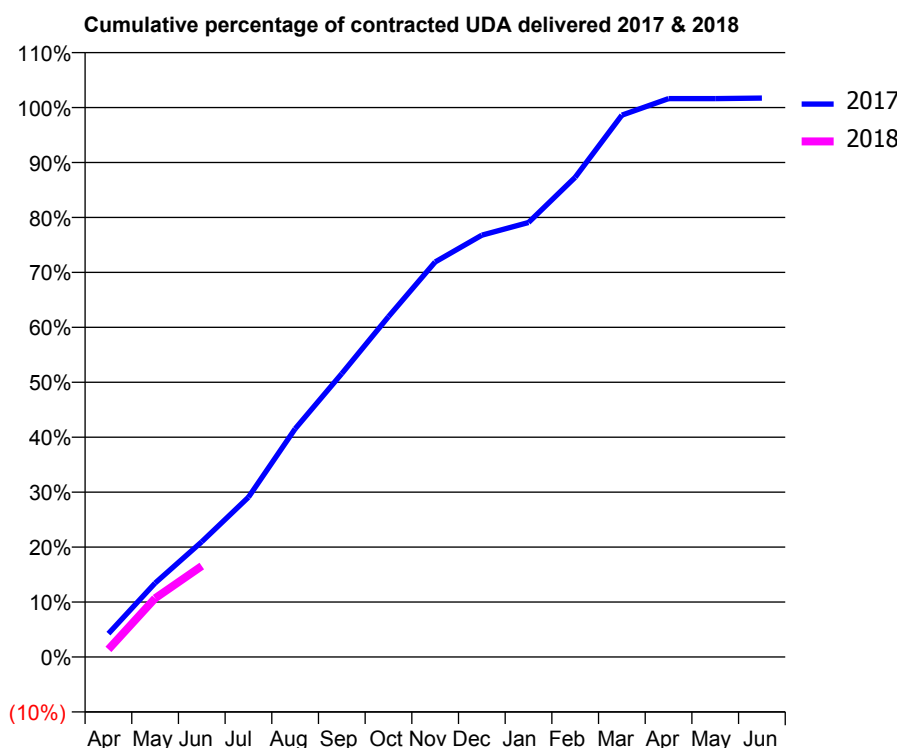
17/18 Contracted general activity (UDA)	12,656
Carry forward general activity (UDA)	0
17/18 Contracted orthodontic activity (UOA)	0
Carry forward orthodontic activity (UOA)	0
Baseline contract value	£438,387.85

ACCESS*

Patients seen in 24 months	Total	Change since previous quarter
Quarter ending June 2016	3,740	
Quarter ending September 2016	3,990	↑
Quarter ending December 2016	3,872	↓
Quarter ending March 2017	3,715	↓
Quarter ending June 2017	3,813	↑
Variance since June 2016	2.0%	→



ACTIVITY



Adjusted Scheduled Activity (UDA)		
Month	2017	2018
April	539	176
May	1,704	1,354
June	2,654	2,095
July	3,680	
August	5,256	
September	6,528	
October	7,840	
November	9,098	
December	9,715	
January	10,009	
February	11,048	
March	12,478	
April	12,861	
May	12,861	
June	12,873	

QUALITY

	Quantity	Base Number	Contract	AT	Region	England
% of FP17s for the same patient ID Re-attending within 3 months - Children	24	264	9.1%	9.4%	11.6%	12.0%
% of FP17s for the same patient ID Re-attending within 3 months - Adults	93	805	11.6%	15.1%	15.9%	16.0%
% of FP17s for the same patient ID Re-attending between 3 & 9 months - Children	156	264	59.1%	59.5%	60.4%	58.0%
% of FP17s for the same patient ID Re-attending between 3 & 9 months - Adults	378	805	47.0%	51.8%	52.3%	50.9%
% of FP17s for Band 1 Urgent Courses	83	908	9.1%	9.5%	9.5%	9.1%
% of FP17s Relating to Free Repair or Replacements	3	908	0.3%	0.6%	0.7%	0.8%
% of FP17s Relating to Continuations	6	908	0.7%	1.0%	1.0%	1.1%
% of Patients satisfied with the dentistry they have received	6	6	N/A	90.8%	91.9%	91.7%
% of Patients satisfied with the time they had to wait for an appointment	6	6	N/A	87.8%	88.0%	88.0%

* This is based on patients treated on this contract for their most recent course of treatment. Figures in italics indicate the base number of FP17s or Patient Questionnaire responses are less than 100. N/A is shown where the base number of responses is less than 10 during the period. % is calculated as Quantity/Base number*100

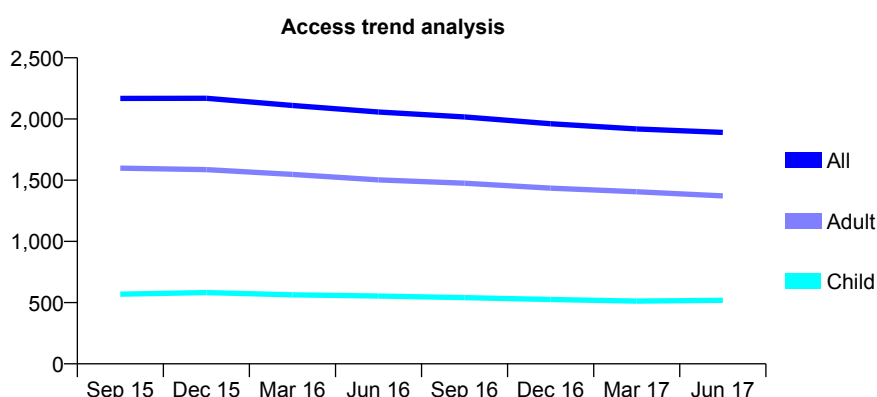
Q68 - Vital Signs At a Glance Contract Report for 337358/0001 - June 2017

Name or company name	MR NS KONDEL
Contract type name	GDS Contract
Purpose of contract	General
Contract start date	01/04/2006
Contract end date	

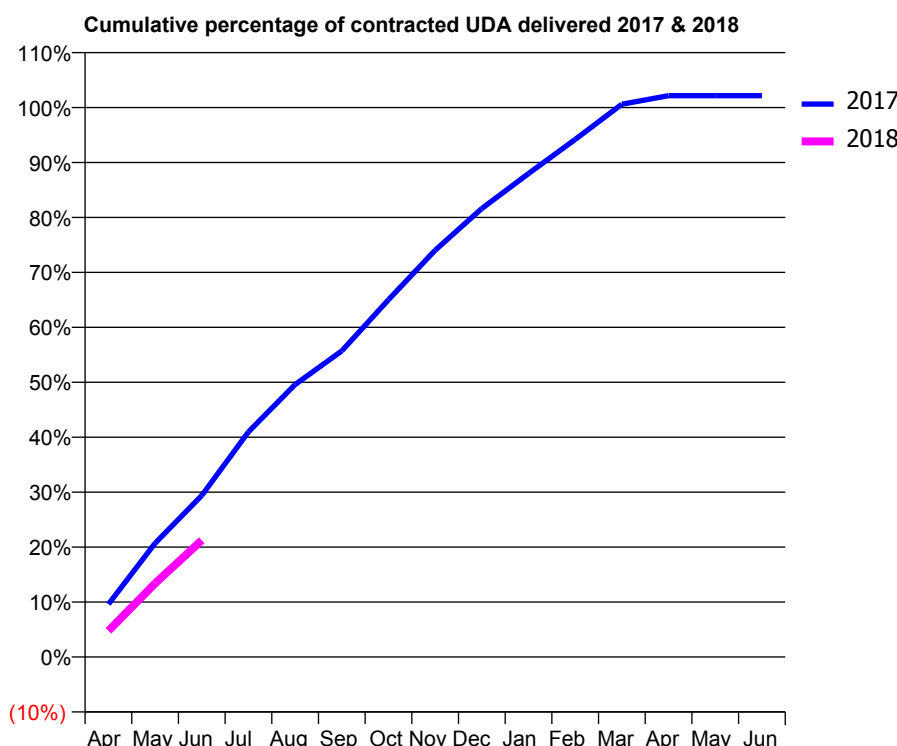
17/18 Contracted general activity (UDA)	5,535
Carry forward general activity (UDA)	0
17/18 Contracted orthodontic activity (UOA)	0
Carry forward orthodontic activity (UOA)	0
Baseline contract value	£135,630.39

ACCESS*

Patients seen in 24 months	Total	Change since previous quarter
Quarter ending June 2016	2,057	
Quarter ending September 2016	2,017	↓
Quarter ending December 2016	1,961	↓
Quarter ending March 2017	1,919	↓
Quarter ending June 2017	1,891	↓
Variance since June 2016	(8.1%)	↓



ACTIVITY



Adjusted Scheduled Activity (UDA)		
Month	2017	2018
April	533	264
May	1,147	742
June	1,627	1,176
July	2,268	
August	2,745	
September	3,083	
October	3,598	
November	4,098	
December	4,517	
January	4,869	
February	5,213	
March	5,568	
April	5,655	
May	5,655	
June	5,655	

QUALITY

	Quantity	Base Number	Contract	AT	Region	England
% of FP17s for the same patient ID Re-attending within 3 months - Children	28	217	12.9%	9.4%	11.6%	12.0%
% of FP17s for the same patient ID Re-attending within 3 months - Adults	90	536	16.8%	15.1%	15.9%	16.0%
% of FP17s for the same patient ID Re-attending between 3 & 9 months - Children	118	217	54.4%	59.5%	60.4%	58.0%
% of FP17s for the same patient ID Re-attending between 3 & 9 months - Adults	315	536	58.8%	51.8%	52.3%	50.9%
% of FP17s for Band 1 Urgent Courses	54	696	7.8%	9.5%	9.5%	9.1%
% of FP17s Relating to Free Repair or Replacements	4	696	0.6%	0.6%	0.7%	0.8%
% of FP17s Relating to Continuations	2	696	0.3%	1.0%	1.0%	1.1%
% of Patients satisfied with the dentistry they have received	3	4	N/A	90.8%	91.9%	91.7%
% of Patients satisfied with the time they had to wait for an appointment	3	4	N/A	87.8%	88.0%	88.0%

* This is based on patients treated on this contract for their most recent course of treatment. Figures in italics indicate the base number of FP17s or Patient Questionnaire responses are less than 100. N/A is shown where the base number of responses is less than 10 during the period. % is calculated as Quantity/Base number*100

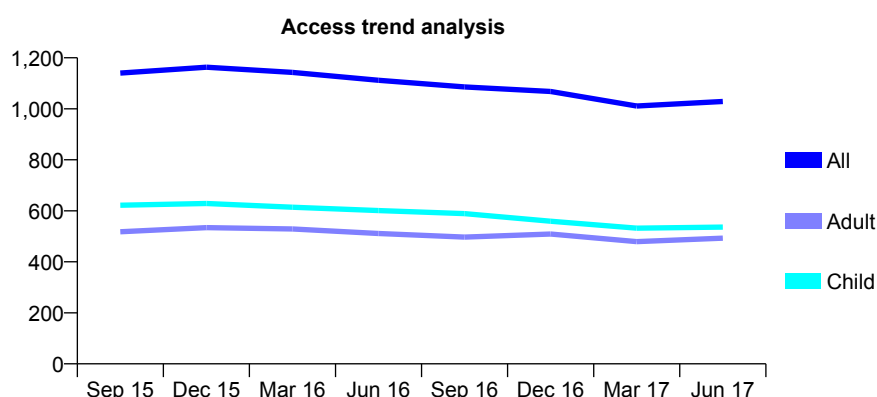
Q68 - Vital Signs At a Glance Contract Report for 340081/0001 - June 2017

Name or company name	MISS NB MUSTAFA
Contract type name	PDS Contract
Purpose of contract	General
Contract start date	01/04/2006
Contract end date	31/03/2019

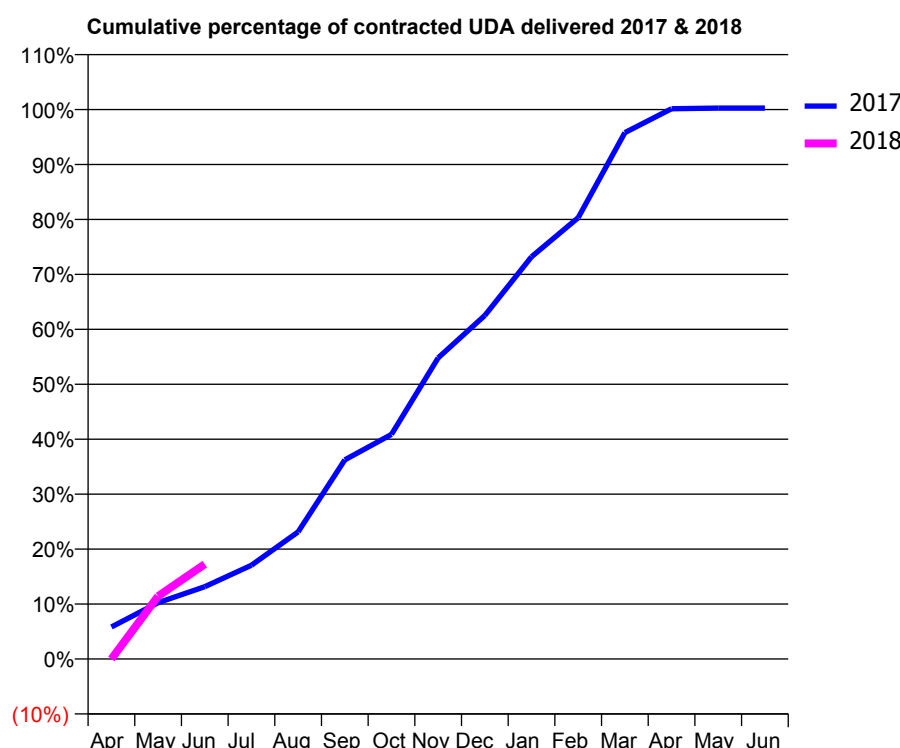
17/18 Contracted general activity (UDA)	3,174
Carry forward general activity (UDA)	0
17/18 Contracted orthodontic activity (UOA)	0
Carry forward orthodontic activity (UOA)	0
Baseline contract value	£78,957.71

ACCESS*

Patients seen in 24 months	Total	Change since previous quarter
Quarter ending June 2016	1,112	
Quarter ending September 2016	1,086	↓
Quarter ending December 2016	1,068	↓
Quarter ending March 2017	1,011	↓
Quarter ending June 2017	1,029	→
Variance since June 2016	(7.5%)	↓



ACTIVITY



Adjusted Scheduled Activity (UDA)		
Month	2017	2018
April	185	0
May	325	363
June	418	548
July	542	
August	734	
September	1,150	
October	1,298	
November	1,739	
December	1,984	
January	2,324	
February	2,549	
March	3,040	
April	3,178	
May	3,182	
June	3,182	

QUALITY

	Quantity	Base Number	Contract	AT	Region	England
% of FP17s for the same patient ID Re-attending within 3 months - Children	13	194	6.7%	9.4%	11.6%	12.0%
% of FP17s for the same patient ID Re-attending within 3 months - Adults	14	137	10.2%	15.1%	15.9%	16.0%
% of FP17s for the same patient ID Re-attending between 3 & 9 months - Children	133	194	68.6%	59.5%	60.4%	58.0%
% of FP17s for the same patient ID Re-attending between 3 & 9 months - Adults	69	137	50.4%	51.8%	52.3%	50.9%
% of FP17s for Band 1 Urgent Courses	5	282	1.8%	9.5%	9.5%	9.1%
% of FP17s Relating to Free Repair or Replacements	1	282	0.4%	0.6%	0.7%	0.8%
% of FP17s Relating to Continuations	0	282	0.0%	1.0%	1.0%	1.1%
% of Patients satisfied with the dentistry they have received	0	0	N/A	90.8%	91.9%	91.7%
% of Patients satisfied with the time they had to wait for an appointment	0	0	N/A	87.8%	88.0%	88.0%

* This is based on patients treated on this contract for their most recent course of treatment. Figures in italics indicate the base number of FP17s or Patient Questionnaire responses are less than 100. N/A is shown where the base number of responses is less than 10 during the period. % is calculated as Quantity/Base number*100

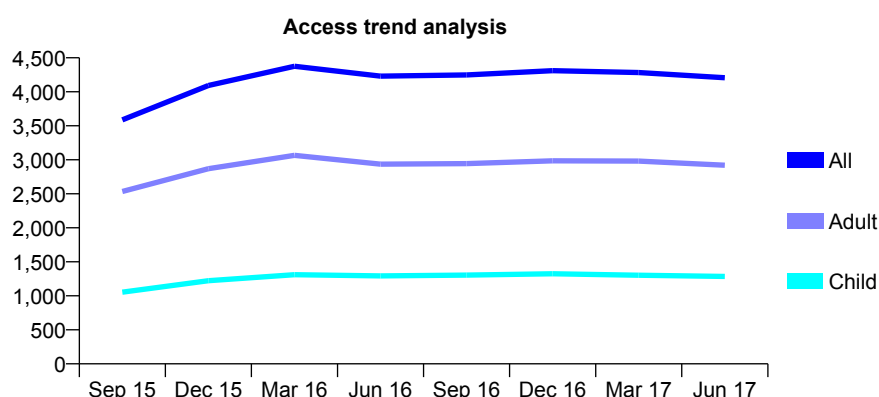
Q68 - Vital Signs At a Glance Contract Report for 340286/0003 - June 2017

Name or company name	MS V BADIANT
Contract type name	GDS Contract
Purpose of contract	General
Contract start date	01/01/2008
Contract end date	

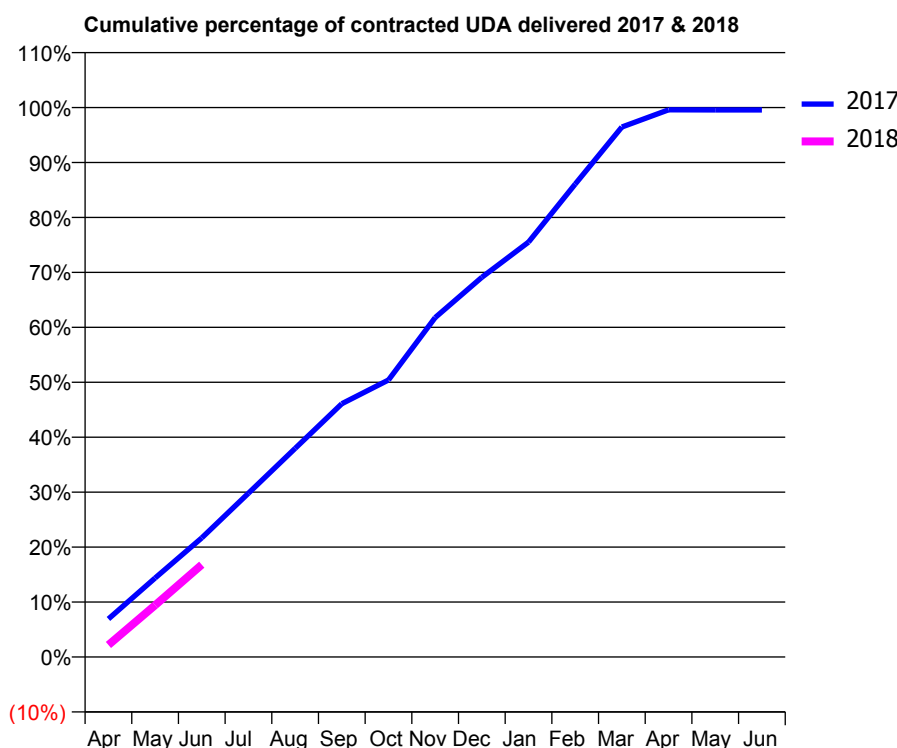
17/18 Contracted general activity (UDA)	11,000
Carry forward general activity (UDA)	0
17/18 Contracted orthodontic activity (UOA)	0
Carry forward orthodontic activity (UOA)	0
Baseline contract value	£309,662.17

ACCESS*

Patients seen in 24 months	Total	Change since previous quarter
Quarter ending June 2016	4,230	
Quarter ending September 2016	4,249	→
Quarter ending December 2016	4,310	→
Quarter ending March 2017	4,284	→
Quarter ending June 2017	4,206	↓
Variance since June 2016	(0.6%)	→



ACTIVITY



Adjusted Scheduled Activity (UDA)		
Month	2017	2018
April	763	243
May	1,581	1,037
June	2,386	1,849
July	3,280	
August	4,176	
September	5,070	
October	5,546	
November	6,795	
December	7,602	
January	8,307	
February	9,466	
March	10,608	
April	10,953	
May	10,952	
June	10,951	

QUALITY

	Quantity	Base Number	Contract	AT	Region	England
% of FP17s for the same patient ID Re-attending within 3 months - Children	31	412	7.5%	9.4%	11.6%	12.0%
% of FP17s for the same patient ID Re-attending within 3 months - Adults	110	871	12.6%	15.1%	15.9%	16.0%
% of FP17s for the same patient ID Re-attending between 3 & 9 months - Children	252	412	61.2%	59.5%	60.4%	58.0%
% of FP17s for the same patient ID Re-attending between 3 & 9 months - Adults	542	871	62.2%	51.8%	52.3%	50.9%
% of FP17s for Band 1 Urgent Courses	82	1,098	7.5%	9.5%	9.5%	9.1%
% of FP17s Relating to Free Repair or Replacements	0	1,098	0.0%	0.6%	0.7%	0.8%
% of FP17s Relating to Continuations	0	1,098	0.0%	1.0%	1.0%	1.1%
% of Patients satisfied with the dentistry they have received	7	9	N/A	90.8%	91.9%	91.7%
% of Patients satisfied with the time they had to wait for an appointment	8	9	N/A	87.8%	88.0%	88.0%

* This is based on patients treated on this contract for their most recent course of treatment. Figures in italics indicate the base number of FP17s or Patient Questionnaire responses are less than 100. N/A is shown where the base number of responses is less than 10 during the period. % is calculated as Quantity/Base number*100

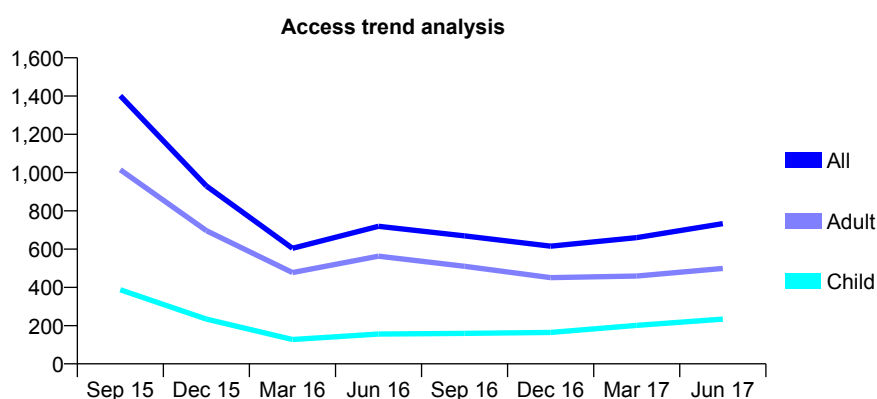
Q68 - Vital Signs At a Glance Contract Report for 340286/0004 - June 2017

Name or company name	MS V BADIANT
Contract type name	GDS Contract
Purpose of contract	General
Contract start date	01/07/2011
Contract end date	

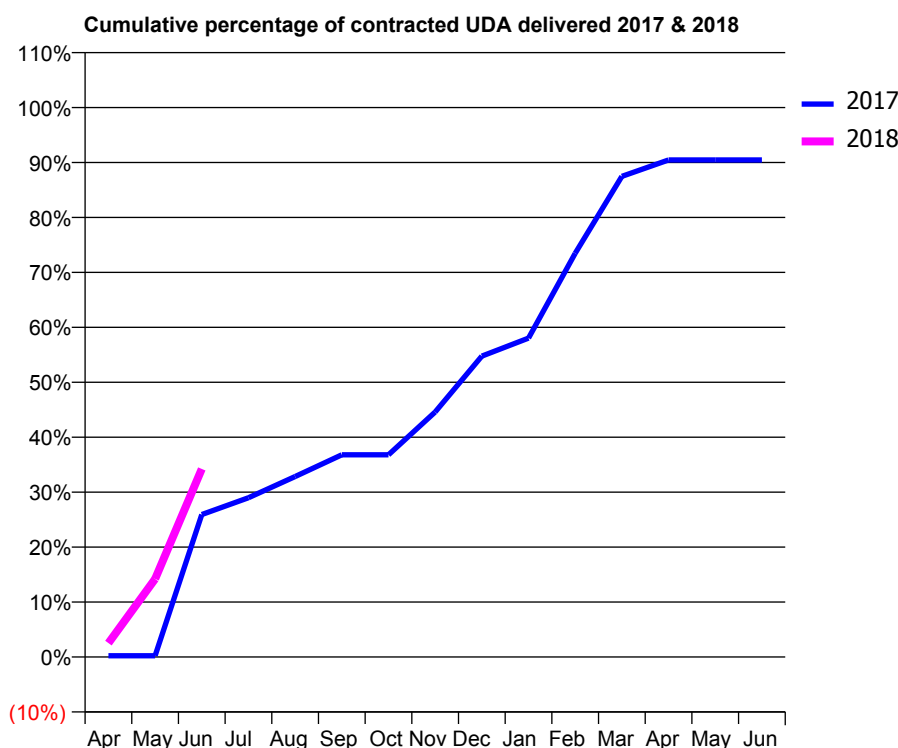
17/18 Contracted general activity (UDA)	1,670
Carry forward general activity (UDA)	0
17/18 Contracted orthodontic activity (UOA)	0
Carry forward orthodontic activity (UOA)	0
Baseline contract value	£47,651.20

ACCESS*

Patients seen in 24 months	Total	Change since previous quarter
Quarter ending June 2016	719	
Quarter ending September 2016	669	↓
Quarter ending December 2016	615	↓
Quarter ending March 2017	660	↑
Quarter ending June 2017	733	↑
Variance since June 2016	1.9%	→



ACTIVITY



Adjusted Scheduled Activity (UDA)		
Month	2017	2018
April	4	42
May	4	237
June	433	572
July	484	
August	548	
September	615	
October	615	
November	745	
December	914	
January	969	
February	1,227	
March	1,461	
April	1,511	
May	1,511	
June	1,511	

QUALITY

	Quantity	Base Number	Contract	AT	Region	England
% of FP17s for the same patient ID Re-attending within 3 months - Children	8	123	6.5%	9.4%	11.6%	12.0%
% of FP17s for the same patient ID Re-attending within 3 months - Adults	22	231	9.5%	15.1%	15.9%	16.0%
% of FP17s for the same patient ID Re-attending between 3 & 9 months - Children	24	123	19.5%	59.5%	60.4%	58.0%
% of FP17s for the same patient ID Re-attending between 3 & 9 months - Adults	31	231	13.4%	51.8%	52.3%	50.9%
% of FP17s for Band 1 Urgent Courses	24	316	7.6%	9.5%	9.5%	9.1%
% of FP17s Relating to Free Repair or Replacements	0	316	0.0%	0.6%	0.7%	0.8%
% of FP17s Relating to Continuations	0	316	0.0%	1.0%	1.0%	1.1%
% of Patients satisfied with the dentistry they have received	1	1	N/A	90.8%	91.9%	91.7%
% of Patients satisfied with the time they had to wait for an appointment	1	1	N/A	87.8%	88.0%	88.0%

* This is based on patients treated on this contract for their most recent course of treatment. Figures in italics indicate the base number of FP17s or Patient Questionnaire responses are less than 100. N/A is shown where the base number of responses is less than 10 during the period. % is calculated as Quantity/Base number*100

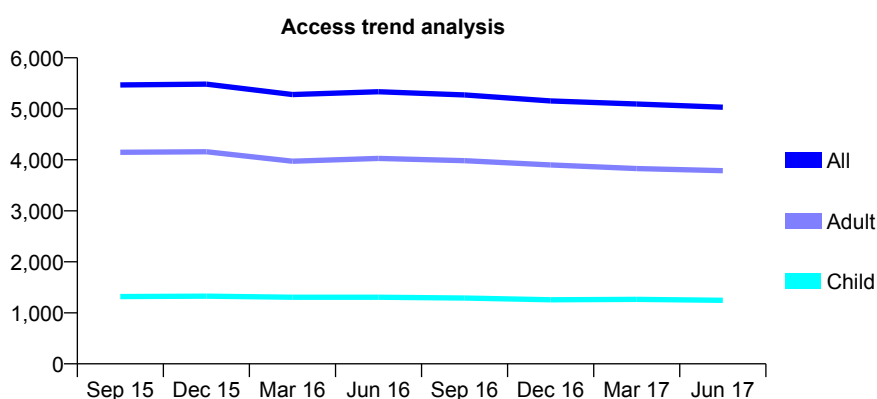
Q68 - Vital Signs At a Glance Contract Report for 341541/0001 - June 2017

Name or company name	MISS S IMANI
Contract type name	GDS Contract
Purpose of contract	General
Contract start date	01/04/2006
Contract end date	

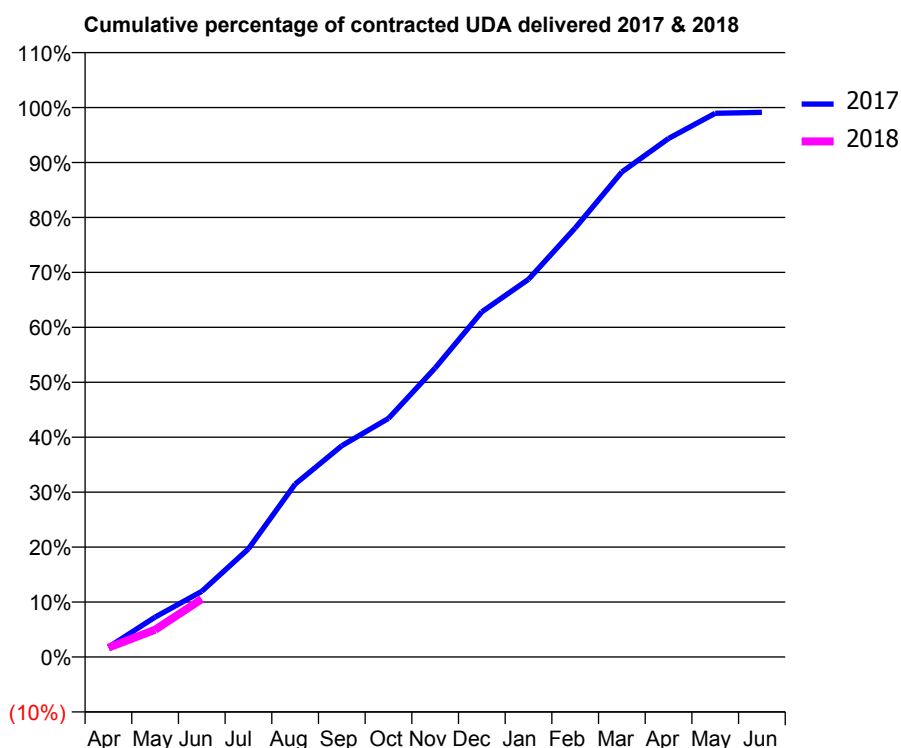
17/18 Contracted general activity (UDA)	19,333
Carry forward general activity (UDA)	0
17/18 Contracted orthodontic activity (UOA)	0
Carry forward orthodontic activity (UOA)	0
Baseline contract value	£465,214.16

ACCESS*

Patients seen in 24 months	Total	Change since previous quarter
Quarter ending June 2016	5,334	
Quarter ending September 2016	5,273	↓
Quarter ending December 2016	5,155	↓
Quarter ending March 2017	5,093	↓
Quarter ending June 2017	5,031	↓
Variance since June 2016	(5.7%)	↓



ACTIVITY



Adjusted Scheduled Activity (UDA)		
Month	2017	2018
April	311	330
May	1,261	959
June	2,073	2,038
July	3,415	
August	5,453	
September	6,665	
October	7,525	
November	9,116	
December	10,886	
January	11,914	
February	13,532	
March	15,302	
April	16,357	
May	17,150	
June	17,181	

QUALITY

	Quantity	Base Number	Contract	AT	Region	England
% of FP17s for the same patient ID Re-attending within 3 months - Children	38	372	10.2%	9.4%	11.6%	12.0%
% of FP17s for the same patient ID Re-attending within 3 months - Adults	207	1,238	16.7%	15.1%	15.9%	16.0%
% of FP17s for the same patient ID Re-attending between 3 & 9 months - Children	153	372	41.1%	59.5%	60.4%	58.0%
% of FP17s for the same patient ID Re-attending between 3 & 9 months - Adults	541	1,238	43.7%	51.8%	52.3%	50.9%
% of FP17s for Band 1 Urgent Courses	220	1,020	21.6%	9.5%	9.5%	9.1%
% of FP17s Relating to Free Repair or Replacements	2	1,020	0.2%	0.6%	0.7%	0.8%
% of FP17s Relating to Continuations	2	1,020	0.2%	1.0%	1.0%	1.1%
% of Patients satisfied with the dentistry they have received	7	9	N/A	90.8%	91.9%	91.7%
% of Patients satisfied with the time they had to wait for an appointment	9	9	N/A	87.8%	88.0%	88.0%

* This is based on patients treated on this contract for their most recent course of treatment. Figures in italics indicate the base number of FP17s or Patient Questionnaire responses are less than 100. N/A is shown where the base number of responses is less than 10 during the period. % is calculated as Quantity/Base number*100

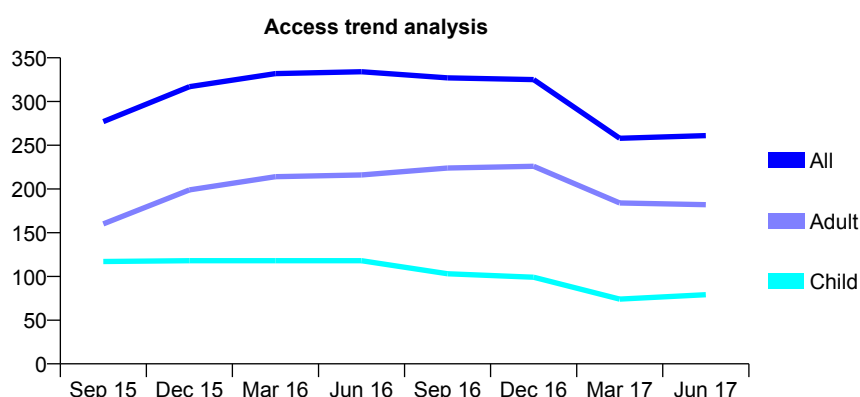
Q68 - Vital Signs At a Glance Contract Report for 341541/0002 - June 2017

Name or company name	MISS S IMANI
Contract type name	GDS Contract
Purpose of contract	General
Contract start date	01/04/2006
Contract end date	

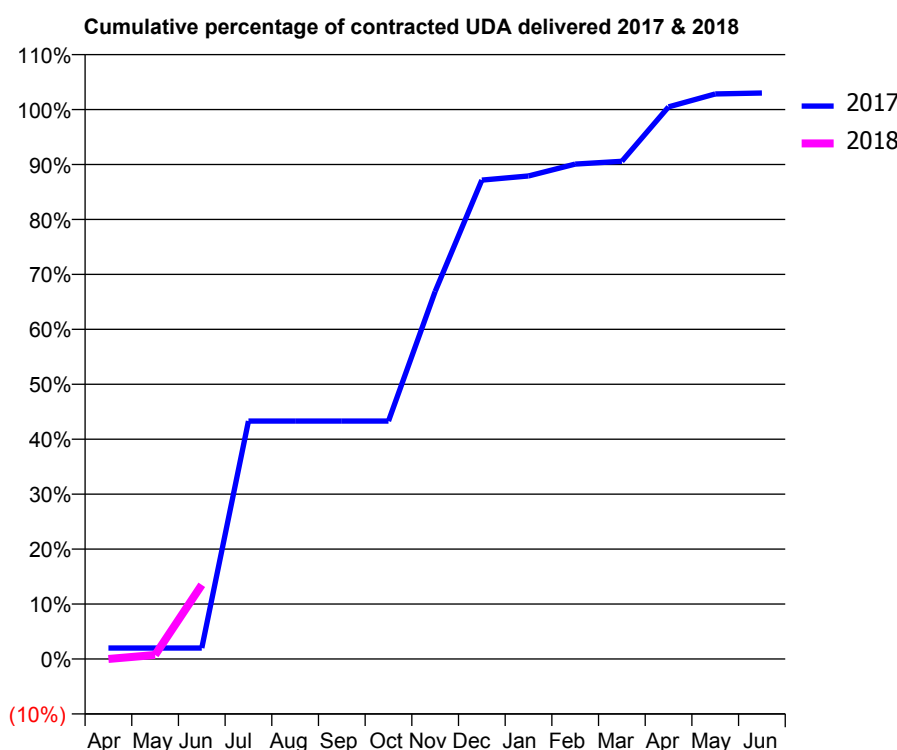
17/18 Contracted general activity (UDA)	600
Carry forward general activity (UDA)	0
17/18 Contracted orthodontic activity (UOA)	0
Carry forward orthodontic activity (UOA)	0
Baseline contract value	£15,406.71

ACCESS*

Patients seen in 24 months	Total	Change since previous quarter
Quarter ending June 2016	334	
Quarter ending September 2016	327	↓
Quarter ending December 2016	325	→
Quarter ending March 2017	258	↓
Quarter ending June 2017	261	→
Variance since June 2016	(21.9%)	↓



ACTIVITY



Month	Adjusted Scheduled Activity (UDA)	
	2017	2018
April	12	0
May	12	4
June	12	81
July	260	
August	260	
September	260	
October	260	
November	401	
December	523	
January	527	
February	540	
March	543	
April	603	
May	617	
June	618	

QUALITY

	Quantity	Base Number	Contract	AT	Region	England
% of FP17s for the same patient ID Re-attending within 3 months - Children	0	16	0.0%	9.4%	11.6%	12.0%
% of FP17s for the same patient ID Re-attending within 3 months - Adults	0	41	0.0%	15.1%	15.9%	16.0%
% of FP17s for the same patient ID Re-attending between 3 & 9 months - Children	1	16	6.3%	59.5%	60.4%	58.0%
% of FP17s for the same patient ID Re-attending between 3 & 9 months - Adults	6	41	14.6%	51.8%	52.3%	50.9%
% of FP17s for Band 1 Urgent Courses	5	37	13.5%	9.5%	9.5%	9.1%
% of FP17s Relating to Free Repair or Replacements	0	37	0.0%	0.6%	0.7%	0.8%
% of FP17s Relating to Continuations	0	37	0.0%	1.0%	1.0%	1.1%
% of Patients satisfied with the dentistry they have received	0	0	N/A	90.8%	91.9%	91.7%
% of Patients satisfied with the time they had to wait for an appointment	0	0	N/A	87.8%	88.0%	88.0%

* This is based on patients treated on this contract for their most recent course of treatment. Figures in italics indicate the base number of FP17s or Patient Questionnaire responses are less than 100. N/A is shown where the base number of responses is less than 10 during the period. % is calculated as Quantity/Base number*100

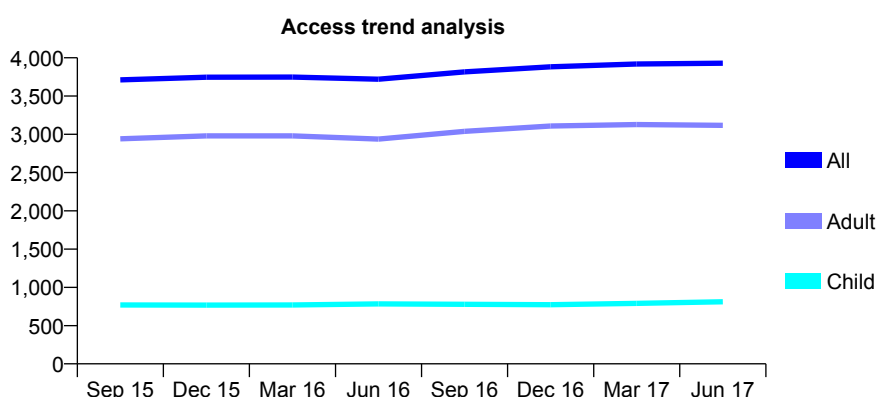
Q68 - Vital Signs At a Glance Contract Report for 346063/0001 - June 2017

Name or company name	MRS K PIRAYESH
Contract type name	GDS Contract
Purpose of contract	General
Contract start date	01/04/2006
Contract end date	

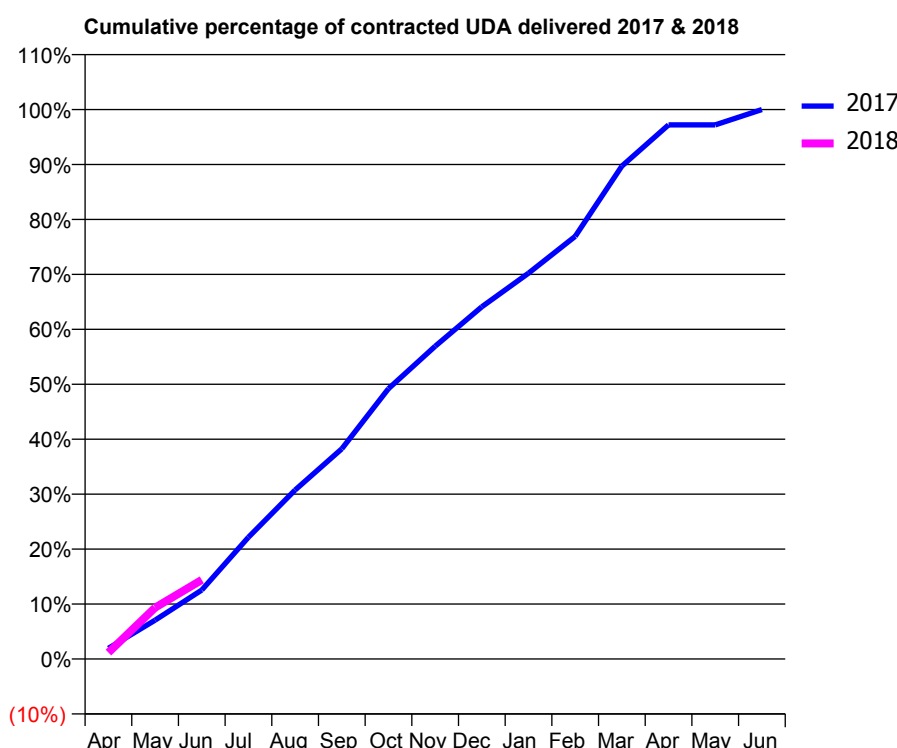
17/18 Contracted general activity (UDA)	12,906
Carry forward general activity (UDA)	0
17/18 Contracted orthodontic activity (UOA)	0
Carry forward orthodontic activity (UOA)	0
Baseline contract value	£327,623.49

ACCESS*

Patients seen in 24 months	Total	Change since previous quarter
Quarter ending June 2016	3,720	
Quarter ending September 2016	3,816	↑
Quarter ending December 2016	3,882	→
Quarter ending March 2017	3,919	→
Quarter ending June 2017	3,929	→
Variance since June 2016	5.6%	↑



ACTIVITY



Adjusted Scheduled Activity (UDA)		
Month	2017	2018
April	252	150
May	912	1,208
June	1,620	1,858
July	2,862	
August	3,968	
September	4,938	
October	6,349	
November	7,346	
December	8,273	
January	9,061	
February	9,927	
March	11,578	
April	12,545	
May	12,545	
June	12,905	

QUALITY

	Quantity	Base Number	Contract	AT	Region	England
% of FP17s for the same patient ID Re-attending within 3 months - Children	12	297	4.0%	9.4%	11.6%	12.0%
% of FP17s for the same patient ID Re-attending within 3 months - Adults	149	969	15.4%	15.1%	15.9%	16.0%
% of FP17s for the same patient ID Re-attending between 3 & 9 months - Children	177	297	59.6%	59.5%	60.4%	58.0%
% of FP17s for the same patient ID Re-attending between 3 & 9 months - Adults	491	969	50.7%	51.8%	52.3%	50.9%
% of FP17s for Band 1 Urgent Courses	89	864	10.3%	9.5%	9.5%	9.1%
% of FP17s Relating to Free Repair or Replacements	2	864	0.2%	0.6%	0.7%	0.8%
% of FP17s Relating to Continuations	15	864	1.7%	1.0%	1.0%	1.1%
% of Patients satisfied with the dentistry they have received	4	4	N/A	90.8%	91.9%	91.7%
% of Patients satisfied with the time they had to wait for an appointment	3	4	N/A	87.8%	88.0%	88.0%

* This is based on patients treated on this contract for their most recent course of treatment. Figures in italics indicate the base number of FP17s or Patient Questionnaire responses are less than 100. N/A is shown where the base number of responses is less than 10 during the period. % is calculated as Quantity/Base number*100

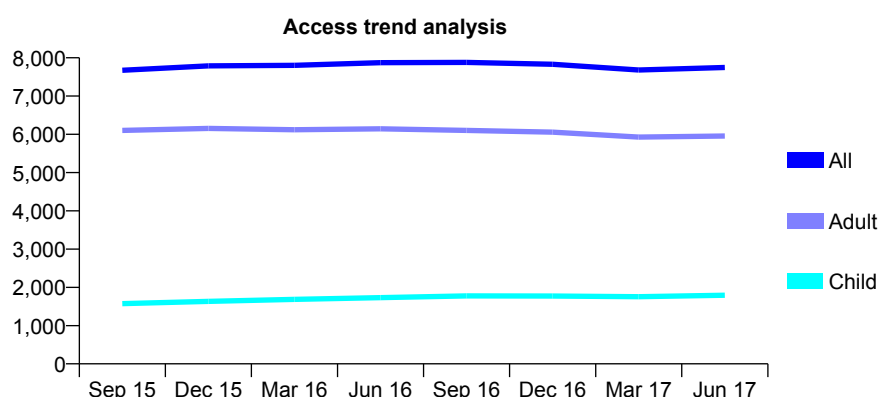
Q68 - Vital Signs At a Glance Contract Report for 346098/0001 - June 2017

Name or company name	MISS A ALAVI
Contract type name	GDS Contract
Purpose of contract	General
Contract start date	01/04/2006
Contract end date	

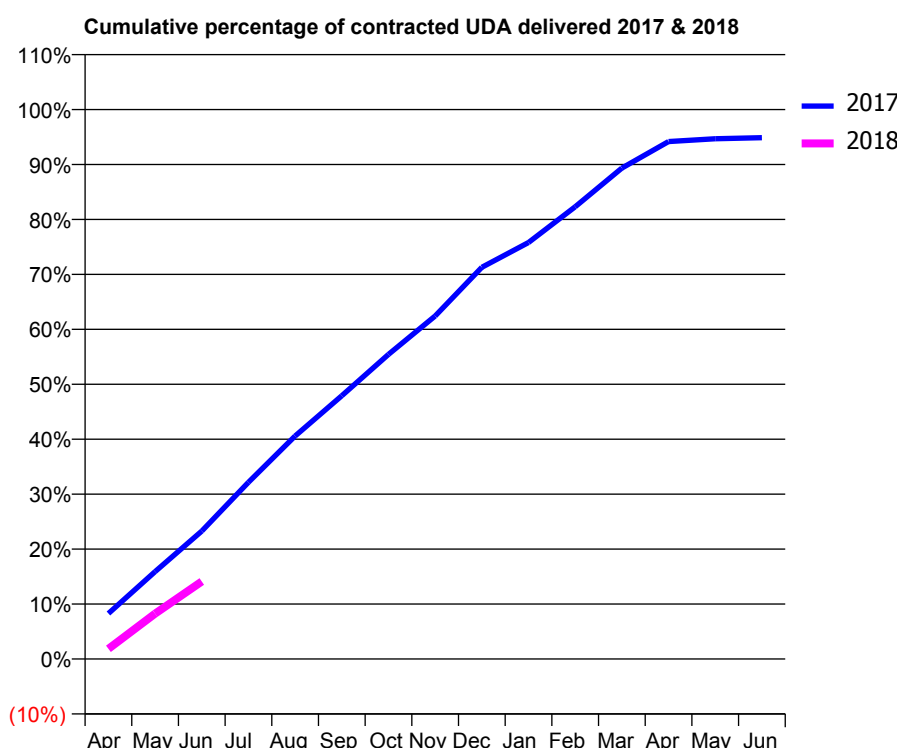
17/18 Contracted general activity (UDA)	24,013
Carry forward general activity (UDA)	0
17/18 Contracted orthodontic activity (UOA)	0
Carry forward orthodontic activity (UOA)	0
Baseline contract value	£624,143.61

ACCESS*

Patients seen in 24 months	Total	Change since previous quarter
Quarter ending June 2016	7,874	
Quarter ending September 2016	7,878	→
Quarter ending December 2016	7,830	→
Quarter ending March 2017	7,682	↓
Quarter ending June 2017	7,747	→
Variance since June 2016	(1.6%)	↓



ACTIVITY



Adjusted Scheduled Activity (UDA)		
Month	2017	2018
April	1,988	446
May	3,821	1,984
June	5,593	3,390
July	7,722	
August	9,745	
September	11,506	
October	13,311	
November	14,992	
December	17,118	
January	18,199	
February	19,766	
March	21,454	
April	22,610	
May	22,738	
June	22,782	

QUALITY

	Quantity	Base Number	Contract	AT	Region	England
% of FP17s for the same patient ID Re-attending within 3 months - Children	25	590	4.2%	9.4%	11.6%	12.0%
% of FP17s for the same patient ID Re-attending within 3 months - Adults	238	2,081	11.4%	15.1%	15.9%	16.0%
% of FP17s for the same patient ID Re-attending between 3 & 9 months - Children	363	590	61.5%	59.5%	60.4%	58.0%
% of FP17s for the same patient ID Re-attending between 3 & 9 months - Adults	1,300	2,081	62.5%	51.8%	52.3%	50.9%
% of FP17s for Band 1 Urgent Courses	94	2,012	4.7%	9.5%	9.5%	9.1%
% of FP17s Relating to Free Repair or Replacements	11	2,012	0.5%	0.6%	0.7%	0.8%
% of FP17s Relating to Continuations	42	2,012	2.1%	1.0%	1.0%	1.1%
% of Patients satisfied with the dentistry they have received	14	15	93.3%	90.8%	91.9%	91.7%
% of Patients satisfied with the time they had to wait for an appointment	13	15	86.7%	87.8%	88.0%	88.0%

* This is based on patients treated on this contract for their most recent course of treatment. Figures in italics indicate the base number of FP17s or Patient Questionnaire responses are less than 100. N/A is shown where the base number of responses is less than 10 during the period. % is calculated as Quantity/Base number*100

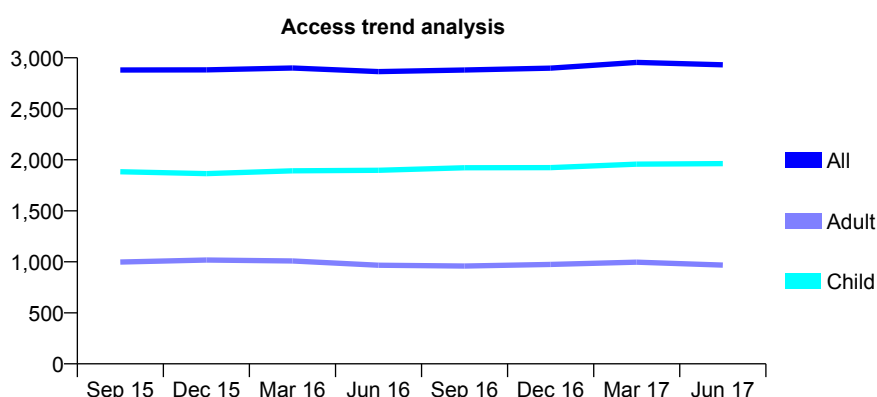
Q68 - Vital Signs At a Glance Contract Report for 355046/0001 - June 2017

Name or company name	MR MA CROWLEY
Contract type name	GDS Contract
Purpose of contract	General
Contract start date	01/04/2006
Contract end date	

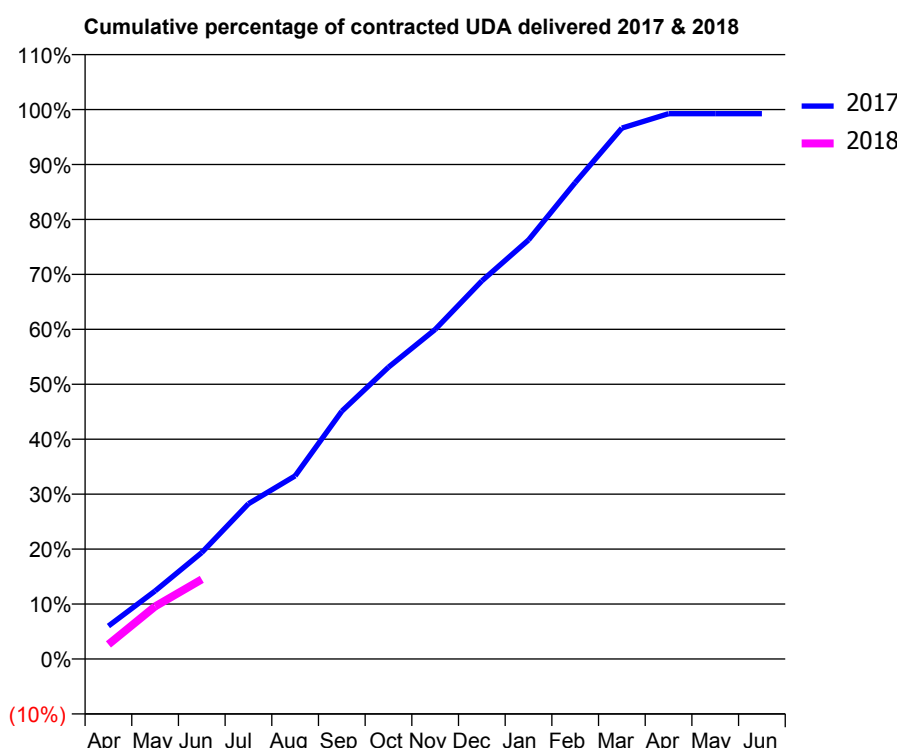
17/18 Contracted general activity (UDA)	7,028
Carry forward general activity (UDA)	0
17/18 Contracted orthodontic activity (UOA)	0
Carry forward orthodontic activity (UOA)	0
Baseline contract value	£175,311.88

ACCESS*

Patients seen in 24 months	Total	Change since previous quarter
Quarter ending June 2016	2,865	
Quarter ending September 2016	2,881	→
Quarter ending December 2016	2,899	→
Quarter ending March 2017	2,955	→
Quarter ending June 2017	2,931	→
Variance since June 2016	2.3%	↑



ACTIVITY



Month	Adjusted Scheduled Activity (UDA)	
	2017	2018
April	422	187
May	871	673
June	1,361	1,020
July	1,985	
August	2,342	
September	3,170	
October	3,732	
November	4,215	
December	4,836	
January	5,359	
February	6,092	
March	6,790	
April	6,974	
May	6,974	
June	6,974	

QUALITY

	Quantity	Base Number	Contract	AT	Region	England
% of FP17s for the same patient ID Re-attending within 3 months - Children	26	536	4.9%	9.4%	11.6%	12.0%
% of FP17s for the same patient ID Re-attending within 3 months - Adults	31	182	17.0%	15.1%	15.9%	16.0%
% of FP17s for the same patient ID Re-attending between 3 & 9 months - Children	314	536	58.6%	59.5%	60.4%	58.0%
% of FP17s for the same patient ID Re-attending between 3 & 9 months - Adults	82	182	45.1%	51.8%	52.3%	50.9%
% of FP17s for Band 1 Urgent Courses	33	617	5.3%	9.5%	9.5%	9.1%
% of FP17s Relating to Free Repair or Replacements	2	617	0.3%	0.6%	0.7%	0.8%
% of FP17s Relating to Continuations	0	617	0.0%	1.0%	1.0%	1.1%
% of Patients satisfied with the dentistry they have received	2	2	N/A	90.8%	91.9%	91.7%
% of Patients satisfied with the time they had to wait for an appointment	2	2	N/A	87.8%	88.0%	88.0%

* This is based on patients treated on this contract for their most recent course of treatment. Figures in italics indicate the base number of FP17s or Patient Questionnaire responses are less than 100. N/A is shown where the base number of responses is less than 10 during the period. % is calculated as Quantity/Base number*100

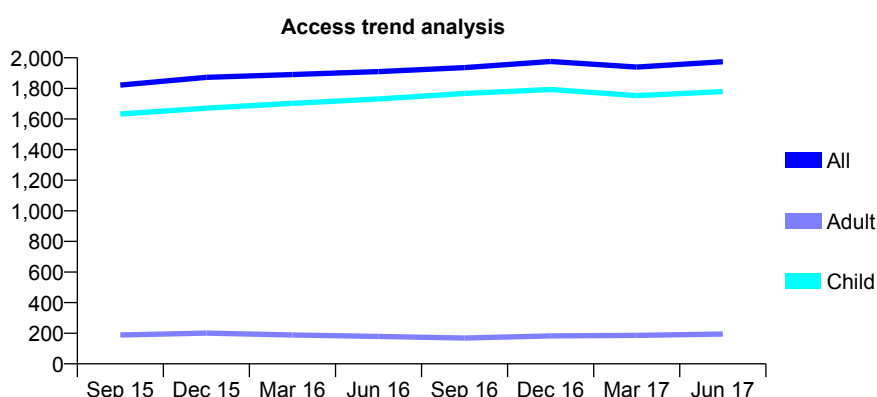
Q68 - Vital Signs At a Glance Contract Report for 355410/0001 - June 2017

Name or company name	MR C AMIN
Contract type name	GDS Contract
Purpose of contract	General
Contract start date	01/04/2012
Contract end date	

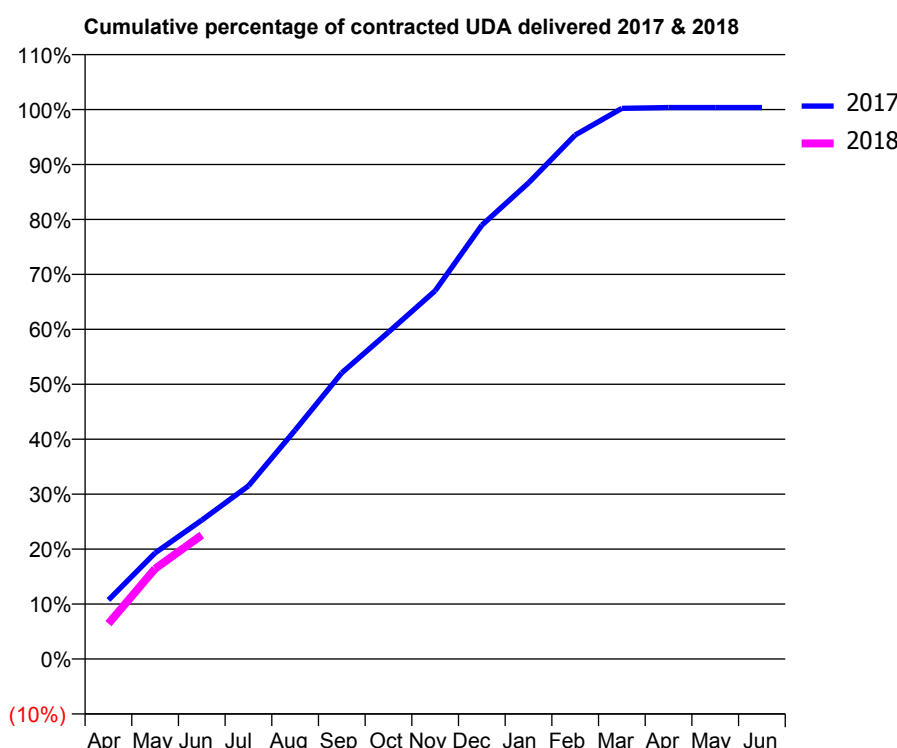
17/18 Contracted general activity (UDA)	3,800
Carry forward general activity (UDA)	0
17/18 Contracted orthodontic activity (UOA)	0
Carry forward orthodontic activity (UOA)	0
Baseline contract value	£100,042.20

ACCESS*

Patients seen in 24 months	Total	Change since previous quarter
Quarter ending June 2016	1,910	
Quarter ending September 2016	1,936	→
Quarter ending December 2016	1,976	↑
Quarter ending March 2017	1,939	↓
Quarter ending June 2017	1,974	→
Variance since June 2016	3.4%	↑



ACTIVITY



Adjusted Scheduled Activity (UDA)		
Month	2017	2018
April	408	245
May	733	625
June	960	857
July	1,197	
August	1,583	
September	1,979	
October	2,260	
November	2,546	
December	3,001	
January	3,293	
February	3,623	
March	3,808	
April	3,813	
May	3,813	
June	3,813	

QUALITY

	Quantity	Base Number	Contract	AT	Region	England
% of FP17s for the same patient ID Re-attending within 3 months - Children	22	582	3.8%	9.4%	11.6%	12.0%
% of FP17s for the same patient ID Re-attending within 3 months - Adults	2	23	8.7%	15.1%	15.9%	16.0%
% of FP17s for the same patient ID Re-attending between 3 & 9 months - Children	343	582	58.9%	59.5%	60.4%	58.0%
% of FP17s for the same patient ID Re-attending between 3 & 9 months - Adults	14	23	60.9%	51.8%	52.3%	50.9%
% of FP17s for Band 1 Urgent Courses	14	600	2.3%	9.5%	9.5%	9.1%
% of FP17s Relating to Free Repair or Replacements	0	600	0.0%	0.6%	0.7%	0.8%
% of FP17s Relating to Continuations	2	600	0.3%	1.0%	1.0%	1.1%
% of Patients satisfied with the dentistry they have received	2	2	N/A	90.8%	91.9%	91.7%
% of Patients satisfied with the time they had to wait for an appointment	2	2	N/A	87.8%	88.0%	88.0%

* This is based on patients treated on this contract for their most recent course of treatment. Figures in italics indicate the base number of FP17s or Patient Questionnaire responses are less than 100. N/A is shown where the base number of responses is less than 10 during the period. % is calculated as Quantity/Base number*100

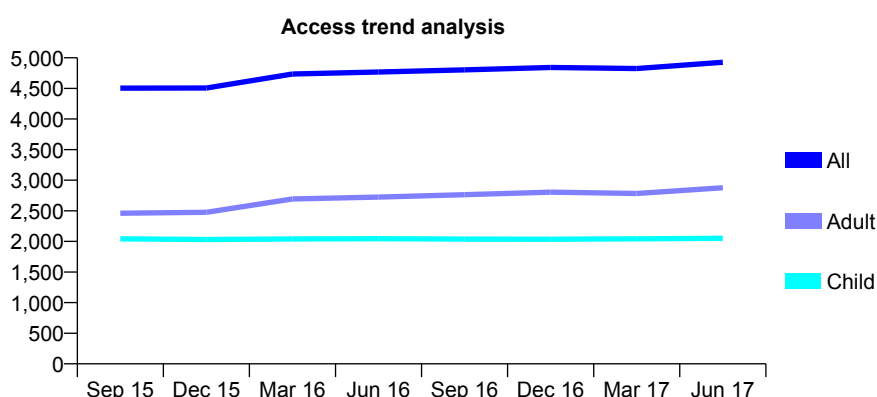
Q68 - Vital Signs At a Glance Contract Report for 355569/0003 - June 2017

Name or company name	MISS S LALANI
Contract type name	GDS Contract
Purpose of contract	General
Contract start date	02/07/2012
Contract end date	

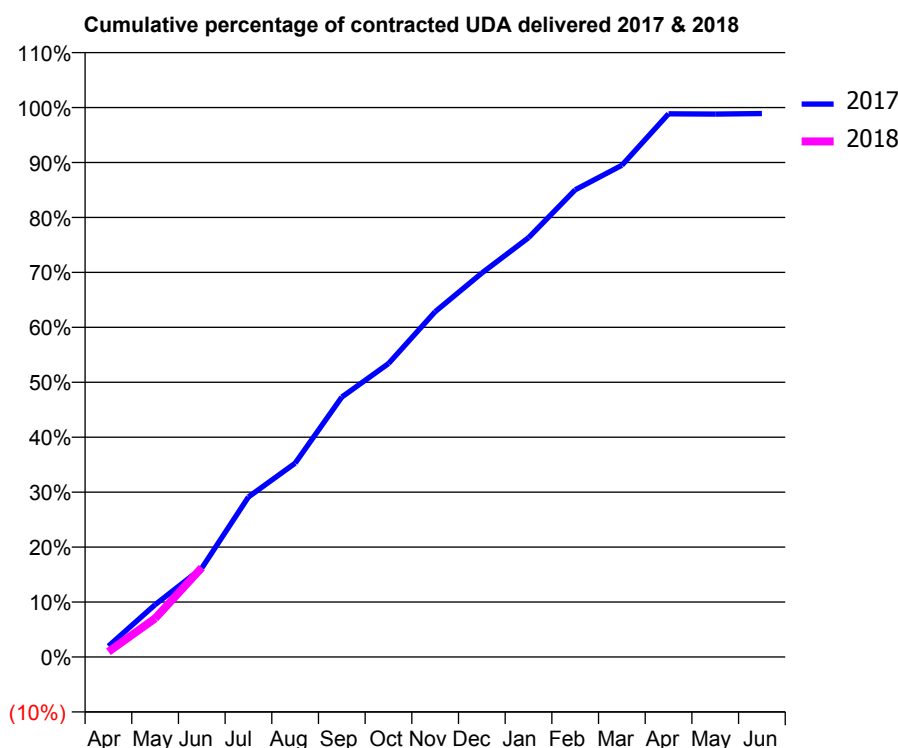
17/18 Contracted general activity (UDA)	11,500
Carry forward general activity (UDA)	0
17/18 Contracted orthodontic activity (UOA)	0
Carry forward orthodontic activity (UOA)	0
Baseline contract value	£383,300.56

ACCESS*

Patients seen in 24 months	Total	Change since previous quarter
Quarter ending June 2016	4,768	
Quarter ending September 2016	4,803	→
Quarter ending December 2016	4,841	→
Quarter ending March 2017	4,825	→
Quarter ending June 2017	4,927	↑
Variance since June 2016	3.3%	↑



ACTIVITY



Adjusted Scheduled Activity (UDA)		
Month	2017	2018
April	226	109
May	1,095	808
June	1,859	1,872
July	3,351	
August	4,056	
September	5,439	
October	6,142	
November	7,228	
December	8,037	
January	8,774	
February	9,776	
March	10,292	
April	11,367	
May	11,362	
June	11,372	

QUALITY

	Quantity	Base Number	Contract	AT	Region	England
% of FP17s for the same patient ID Re-attending within 3 months - Children	37	825	4.5%	9.4%	11.6%	12.0%
% of FP17s for the same patient ID Re-attending within 3 months - Adults	144	997	14.4%	15.1%	15.9%	16.0%
% of FP17s for the same patient ID Re-attending between 3 & 9 months - Children	468	825	56.7%	59.5%	60.4%	58.0%
% of FP17s for the same patient ID Re-attending between 3 & 9 months - Adults	479	997	48.0%	51.8%	52.3%	50.9%
% of FP17s for Band 1 Urgent Courses	105	1,195	8.8%	9.5%	9.5%	9.1%
% of FP17s Relating to Free Repair or Replacements	5	1,195	0.4%	0.6%	0.7%	0.8%
% of FP17s Relating to Continuations	2	1,195	0.2%	1.0%	1.0%	1.1%
% of Patients satisfied with the dentistry they have received	3	3	N/A	90.8%	91.9%	91.7%
% of Patients satisfied with the time they had to wait for an appointment	3	3	N/A	87.8%	88.0%	88.0%

* This is based on patients treated on this contract for their most recent course of treatment. Figures in italics indicate the base number of FP17s or Patient Questionnaire responses are less than 100. N/A is shown where the base number of responses is less than 10 during the period. % is calculated as Quantity/Base number*100

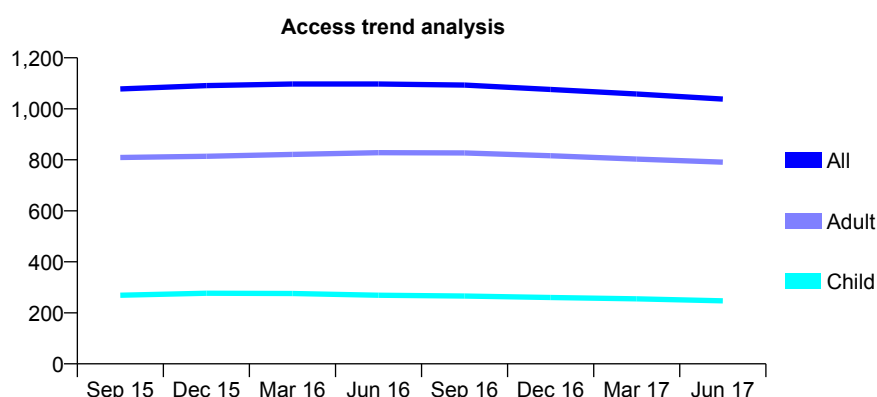
Q68 - Vital Signs At a Glance Contract Report for 359408/0001 - June 2017

Name or company name	MR KP PATEL
Contract type name	GDS Contract
Purpose of contract	General
Contract start date	01/04/2006
Contract end date	

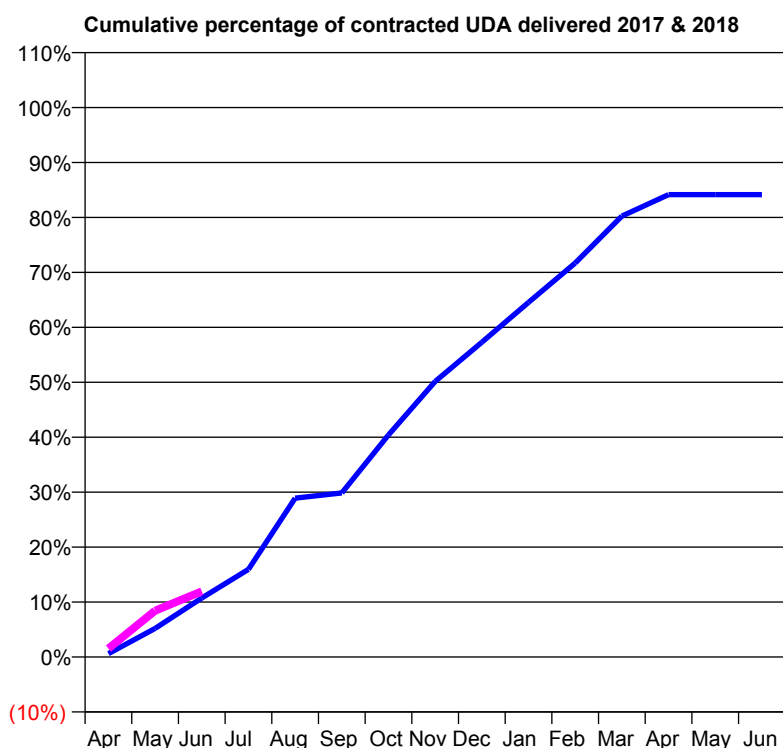
17/18 Contracted general activity (UDA)	4,579
Carry forward general activity (UDA)	0
17/18 Contracted orthodontic activity (UOA)	0
Carry forward orthodontic activity (UOA)	0
Baseline contract value	£115,552.12

ACCESS*

Patients seen in 24 months	Total	Change since previous quarter
Quarter ending June 2016	1,097	
Quarter ending September 2016	1,093	→
Quarter ending December 2016	1,076	↓
Quarter ending March 2017	1,058	↓
Quarter ending June 2017	1,038	↓
Variance since June 2016	(5.4%)	↓



ACTIVITY



Adjusted Scheduled Activity (UDA)		
Month	2017	2018
April	28	71
May	238	386
June	492	547
July	731	
August	1,324	
September	1,368	
October	1,851	
November	2,296	
December	2,622	
January	2,955	
February	3,283	
March	3,675	
April	3,853	
May	3,853	
June	3,853	

QUALITY

	Quantity	Base Number	Contract	AT	Region	England
% of FP17s for the same patient ID Re-attending within 3 months - Children	12	107	11.2%	9.4%	11.6%	12.0%
% of FP17s for the same patient ID Re-attending within 3 months - Adults	60	304	19.7%	15.1%	15.9%	16.0%
% of FP17s for the same patient ID Re-attending between 3 & 9 months - Children	76	107	71.0%	59.5%	60.4%	58.0%
% of FP17s for the same patient ID Re-attending between 3 & 9 months - Adults	211	304	69.4%	51.8%	52.3%	50.9%
% of FP17s for Band 1 Urgent Courses	15	348	4.3%	9.5%	9.5%	9.1%
% of FP17s Relating to Free Repair or Replacements	6	348	1.7%	0.6%	0.7%	0.8%
% of FP17s Relating to Continuations	5	348	1.4%	1.0%	1.0%	1.1%
% of Patients satisfied with the dentistry they have received	7	7	N/A	90.8%	91.9%	91.7%
% of Patients satisfied with the time they had to wait for an appointment	5	7	N/A	87.8%	88.0%	88.0%

* This is based on patients treated on this contract for their most recent course of treatment. Figures in italics indicate the base number of FP17s or Patient Questionnaire responses are less than 100. N/A is shown where the base number of responses is less than 10 during the period. % is calculated as Quantity/Base number*100

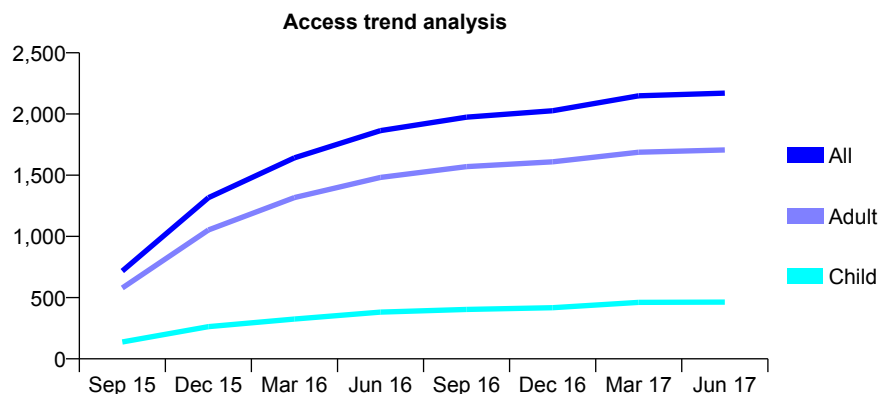
Q68 - Vital Signs At a Glance Contract Report for 363863/0001 - June 2017

Name or company name	MR G BILLIS
Contract type name	GDS Contract
Purpose of contract	General
Contract start date	01/07/2015
Contract end date	

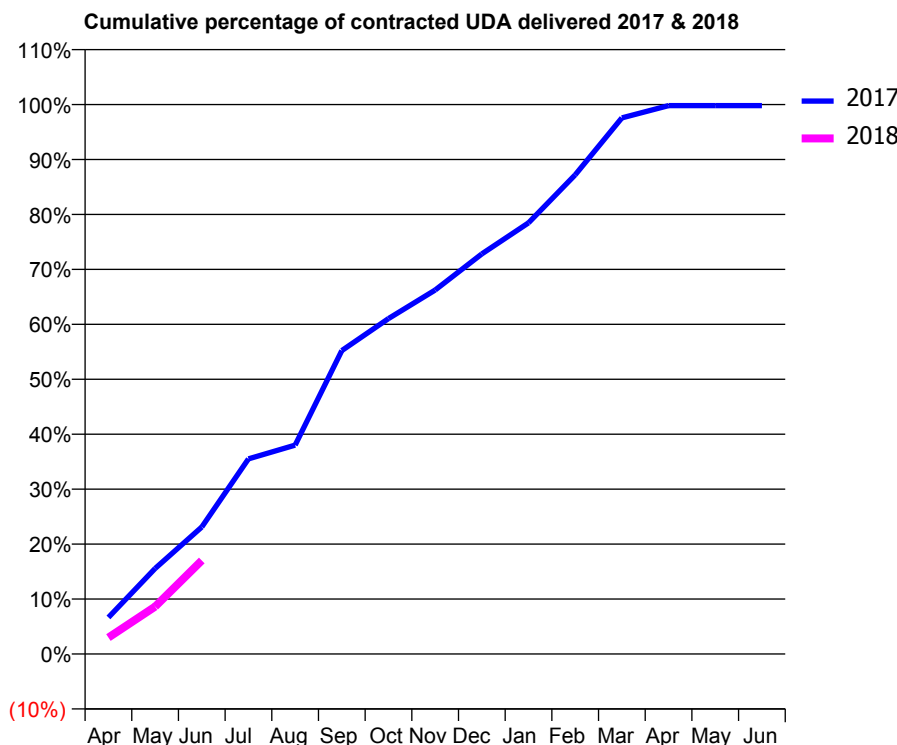
17/18 Contracted general activity (UDA)	6,000
Carry forward general activity (UDA)	0
17/18 Contracted orthodontic activity (UOA)	0
Carry forward orthodontic activity (UOA)	0
Baseline contract value	£145,380.52

ACCESS*

Patients seen in 24 months	Total	Change since previous quarter
Quarter ending June 2016	1,864	
Quarter ending September 2016	1,974	↑
Quarter ending December 2016	2,027	↑
Quarter ending March 2017	2,149	↑
Quarter ending June 2017	2,170	→
Variance since June 2016	16.4%	↑



ACTIVITY



Adjusted Scheduled Activity (UDA)		
Month	2017	2018
April	400	180
May	934	518
June	1,387	1,022
July	2,131	
August	2,281	
September	3,314	
October	3,662	
November	3,974	
December	4,369	
January	4,708	
February	5,232	
March	5,854	
April	5,987	
May	5,987	
June	5,987	

QUALITY

	Quantity	Base Number	Contract	AT	Region	England
% of FP17s for the same patient ID Re-attending within 3 months - Children	6	118	5.1%	9.4%	11.6%	12.0%
% of FP17s for the same patient ID Re-attending within 3 months - Adults	51	451	11.3%	15.1%	15.9%	16.0%
% of FP17s for the same patient ID Re-attending between 3 & 9 months - Children	70	118	59.3%	59.5%	60.4%	58.0%
% of FP17s for the same patient ID Re-attending between 3 & 9 months - Adults	253	451	56.1%	51.8%	52.3%	50.9%
% of FP17s for Band 1 Urgent Courses	50	527	9.5%	9.5%	9.5%	9.1%
% of FP17s Relating to Free Repair or Replacements	3	527	0.6%	0.6%	0.7%	0.8%
% of FP17s Relating to Continuations	1	527	0.2%	1.0%	1.0%	1.1%
% of Patients satisfied with the dentistry they have received	15	15	100.0%	90.8%	91.9%	91.7%
% of Patients satisfied with the time they had to wait for an appointment	14	15	93.3%	87.8%	88.0%	88.0%

* This is based on patients treated on this contract for their most recent course of treatment. Figures in italics indicate the base number of FP17s or Patient Questionnaire responses are less than 100. N/A is shown where the base number of responses is less than 10 during the period. % is calculated as Quantity/Base number*100

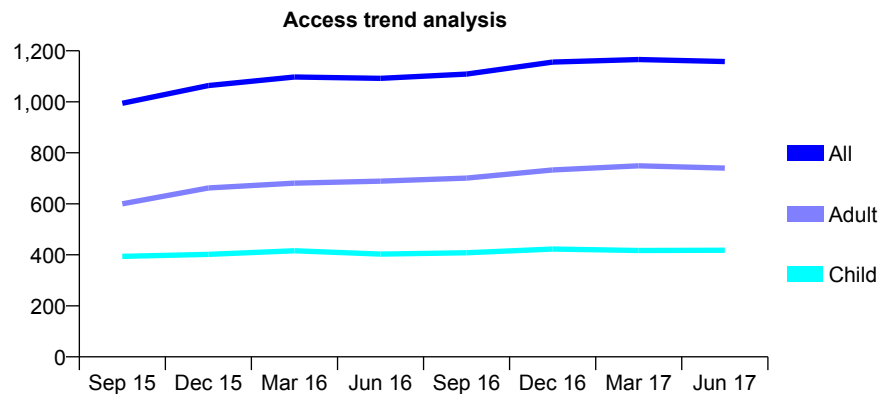
Q68 - Vital Signs At a Glance Contract Report for 368156/0001 - June 2017

Name or company name	MRS N SRINIVASAN
Contract type name	GDS Contract
Purpose of contract	General
Contract start date	01/07/2011
Contract end date	

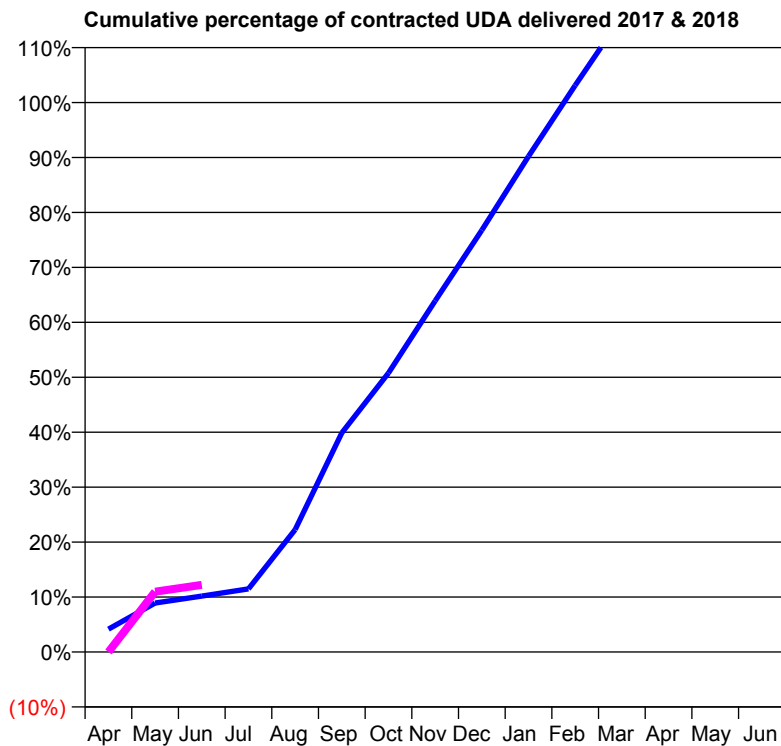
17/18 Contracted general activity (UDA)	2,265
Carry forward general activity (UDA)	0
17/18 Contracted orthodontic activity (UOA)	0
Carry forward orthodontic activity (UOA)	0
Baseline contract value	£55,800.60

ACCESS*

Patients seen in 24 months	Total	Change since previous quarter
Quarter ending June 2016	1,092	
Quarter ending September 2016	1,109	→
Quarter ending December 2016	1,156	↑
Quarter ending March 2017	1,166	→
Quarter ending June 2017	1,158	→
Variance since June 2016	6.0%	↑



ACTIVITY



Adjusted Scheduled Activity (UDA)		
Month	2017	2018
April	94	0
May	202	249
June	230	277
July	260	
August	504	
September	903	
October	1,150	
November	1,448	
December	1,739	
January	2,043	
February	2,336	
March	2,618	
April	2,649	
May	2,653	
June	2,654	

QUALITY

	Quantity	Base Number	Contract	AT	Region	England
% of FP17s for the same patient ID Re-attending within 3 months - Children	8	125	6.4%	9.4%	11.6%	12.0%
% of FP17s for the same patient ID Re-attending within 3 months - Adults	10	93	10.8%	15.1%	15.9%	16.0%
% of FP17s for the same patient ID Re-attending between 3 & 9 months - Children	85	125	68.0%	59.5%	60.4%	58.0%
% of FP17s for the same patient ID Re-attending between 3 & 9 months - Adults	66	93	71.0%	51.8%	52.3%	50.9%
% of FP17s for Band 1 Urgent Courses	15	193	7.8%	9.5%	9.5%	9.1%
% of FP17s Relating to Free Repair or Replacements	0	193	0.0%	0.6%	0.7%	0.8%
% of FP17s Relating to Continuations	0	193	0.0%	1.0%	1.0%	1.1%
% of Patients satisfied with the dentistry they have received	2	3	N/A	90.8%	91.9%	91.7%
% of Patients satisfied with the time they had to wait for an appointment	2	3	N/A	87.8%	88.0%	88.0%

* This is based on patients treated on this contract for their most recent course of treatment. Figures in italics indicate the base number of FP17s or Patient Questionnaire responses are less than 100. N/A is shown where the base number of responses is less than 10 during the period. % is calculated as Quantity/Base number*100

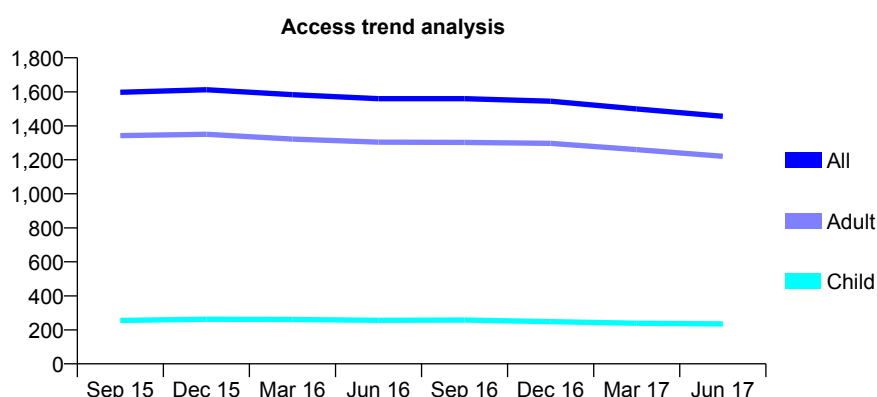
Q68 - Vital Signs At a Glance Contract Report for 389382/0002 - June 2017

Name or company name	MR MB FAHAMI
Contract type name	GDS Contract
Purpose of contract	General
Contract start date	05/07/2006
Contract end date	

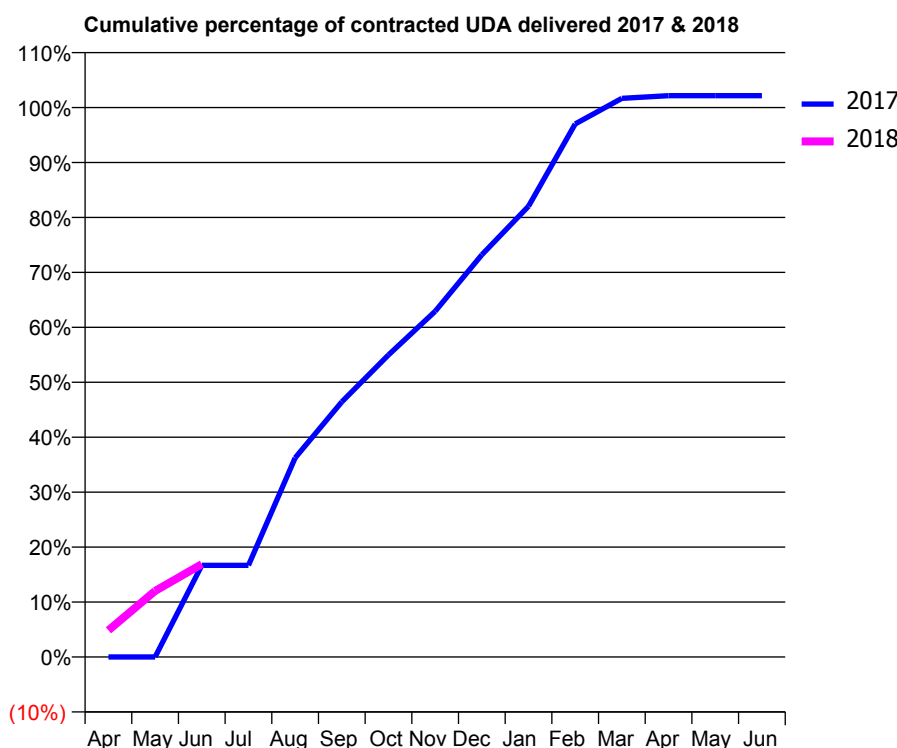
17/18 Contracted general activity (UDA)	4,100
Carry forward general activity (UDA)	0
17/18 Contracted orthodontic activity (UOA)	0
Carry forward orthodontic activity (UOA)	0
Baseline contract value	£141,021.39

ACCESS*

Patients seen in 24 months	Total	Change since previous quarter
Quarter ending June 2016	1,560	
Quarter ending September 2016	1,560	→
Quarter ending December 2016	1,545	→
Quarter ending March 2017	1,499	↓
Quarter ending June 2017	1,456	↓
Variance since June 2016	(6.7%)	↓



ACTIVITY



Month	Adjusted Scheduled Activity (UDA)	
	2017	2018
April	0	199
May	0	493
June	684	693
July	684	
August	1,486	
September	1,904	
October	2,254	
November	2,579	
December	3,001	
January	3,363	
February	3,977	
March	4,168	
April	4,188	
May	4,188	
June	4,188	

QUALITY

	Quantity	Base Number	Contract	AT	Region	England
% of FP17s for the same patient ID Re-attending within 3 months - Children	2	91	2.2%	9.4%	11.6%	12.0%
% of FP17s for the same patient ID Re-attending within 3 months - Adults	42	271	15.5%	15.1%	15.9%	16.0%
% of FP17s for the same patient ID Re-attending between 3 & 9 months - Children	42	91	46.2%	59.5%	60.4%	58.0%
% of FP17s for the same patient ID Re-attending between 3 & 9 months - Adults	111	271	41.0%	51.8%	52.3%	50.9%
% of FP17s for Band 1 Urgent Courses	46	347	13.3%	9.5%	9.5%	9.1%
% of FP17s Relating to Free Repair or Replacements	1	347	0.3%	0.6%	0.7%	0.8%
% of FP17s Relating to Continuations	0	347	0.0%	1.0%	1.0%	1.1%
% of Patients satisfied with the dentistry they have received	3	3	N/A	90.8%	91.9%	91.7%
% of Patients satisfied with the time they had to wait for an appointment	3	3	N/A	87.8%	88.0%	88.0%

* This is based on patients treated on this contract for their most recent course of treatment. Figures in italics indicate the base number of FP17s or Patient Questionnaire responses are less than 100. N/A is shown where the base number of responses is less than 10 during the period. % is calculated as Quantity/Base number*100

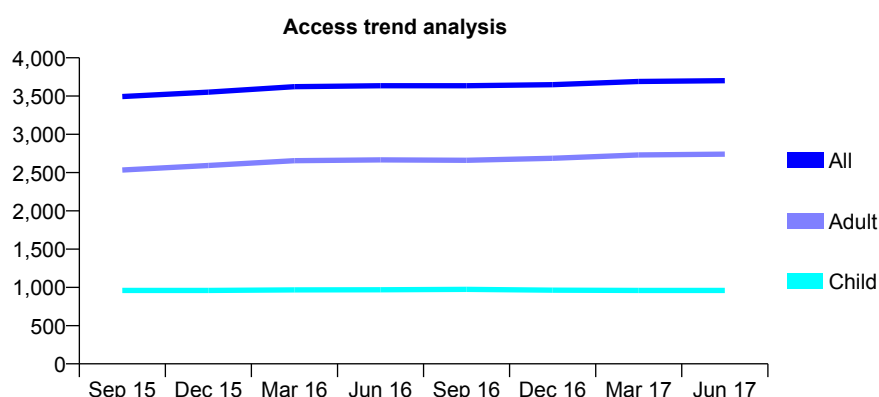
Q68 - Vital Signs At a Glance Contract Report for 396710/0001 - June 2017

Name or company name	Old Mill Dental Surgery
Contract type name	GDS Contract
Purpose of contract	General
Contract start date	01/04/2006
Contract end date	

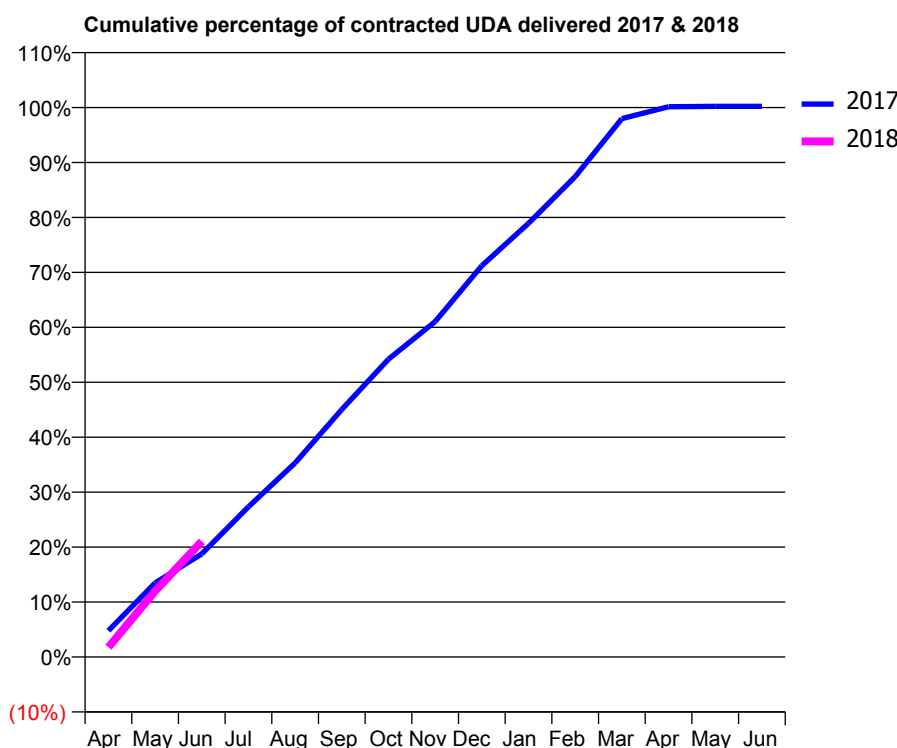
17/18 Contracted general activity (UDA)	8,029
Carry forward general activity (UDA)	0
17/18 Contracted orthodontic activity (UOA)	0
Carry forward orthodontic activity (UOA)	0
Baseline contract value	£167,422.35

ACCESS*

Patients seen in 24 months	Total	Change since previous quarter
Quarter ending June 2016	3,635	
Quarter ending September 2016	3,634	→
Quarter ending December 2016	3,649	→
Quarter ending March 2017	3,691	→
Quarter ending June 2017	3,701	→
Variance since June 2016	1.8%	→



ACTIVITY



Adjusted Scheduled Activity (UDA)		
Month	2017	2018
April	385	143
May	1,082	963
June	1,507	1,691
July	2,194	
August	2,836	
September	3,617	
October	4,352	
November	4,902	
December	5,718	
January	6,338	
February	7,020	
March	7,866	
April	8,039	
May	8,047	
June	8,047	

QUALITY

	Quantity	Base Number	Contract	AT	Region	England
% of FP17s for the same patient ID Re-attending within 3 months - Children	35	367	9.5%	9.4%	11.6%	12.0%
% of FP17s for the same patient ID Re-attending within 3 months - Adults	69	769	9.0%	15.1%	15.9%	16.0%
% of FP17s for the same patient ID Re-attending between 3 & 9 months - Children	226	367	61.6%	59.5%	60.4%	58.0%
% of FP17s for the same patient ID Re-attending between 3 & 9 months - Adults	383	769	49.8%	51.8%	52.3%	50.9%
% of FP17s for Band 1 Urgent Courses	43	1,014	4.2%	9.5%	9.5%	9.1%
% of FP17s Relating to Free Repair or Replacements	2	1,014	0.2%	0.6%	0.7%	0.8%
% of FP17s Relating to Continuations	7	1,014	0.7%	1.0%	1.0%	1.1%
% of Patients satisfied with the dentistry they have received	6	6	N/A	90.8%	91.9%	91.7%
% of Patients satisfied with the time they had to wait for an appointment	6	6	N/A	87.8%	88.0%	88.0%

* This is based on patients treated on this contract for their most recent course of treatment. Figures in italics indicate the base number of FP17s or Patient Questionnaire responses are less than 100. N/A is shown where the base number of responses is less than 10 during the period. % is calculated as Quantity/Base number*100

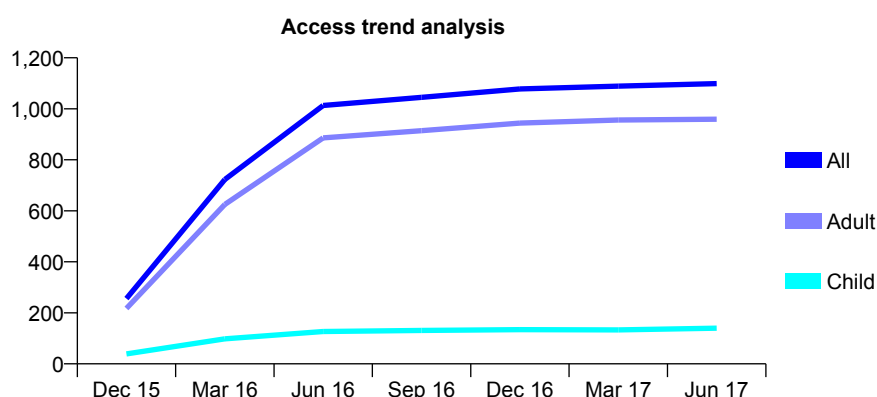
Q68 - Vital Signs At a Glance Contract Report for 398144/0002 - June 2017

Name or company name	MISS DR BECKER
Contract type name	GDS Contract
Purpose of contract	General
Contract start date	01/11/2015
Contract end date	

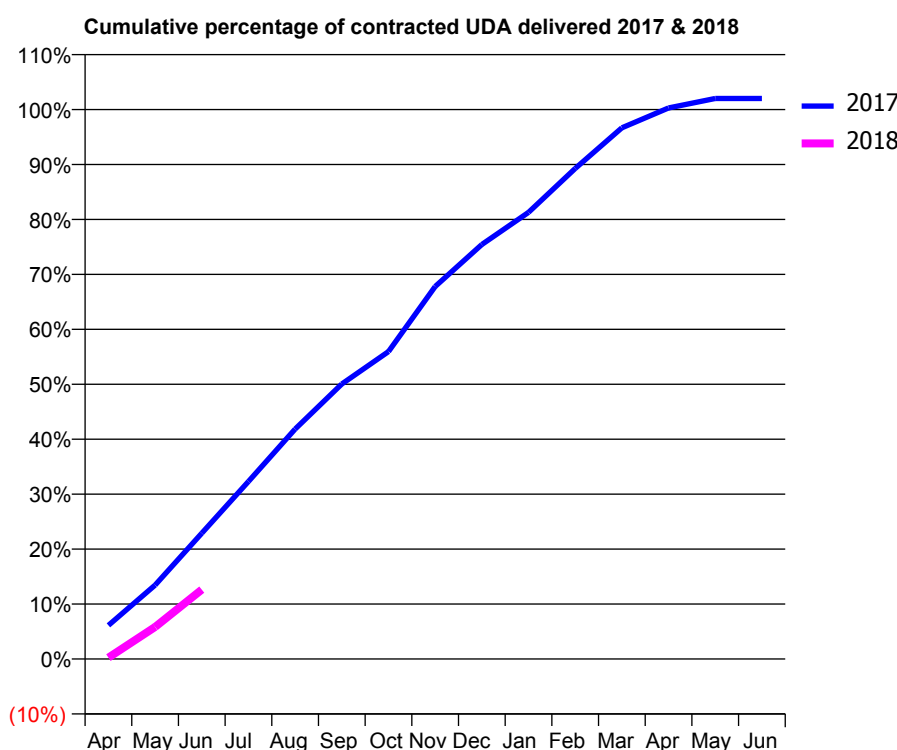
17/18 Contracted general activity (UDA)	4,156
Carry forward general activity (UDA)	0
17/18 Contracted orthodontic activity (UOA)	0
Carry forward orthodontic activity (UOA)	0
Baseline contract value	£113,522.34

ACCESS*

Patients seen in 24 months	Total	Change since previous quarter
Quarter ending June 2016	1,013	
Quarter ending September 2016	1,045	↑
Quarter ending December 2016	1,078	↑
Quarter ending March 2017	1,089	→
Quarter ending June 2017	1,099	→
Variance since June 2016	8.5%	↑



ACTIVITY



Adjusted Scheduled Activity (UDA)		
Month	2017	2018
April	255	11
May	559	242
June	951	525
July	1,343	
August	1,739	
September	2,080	
October	2,325	
November	2,817	
December	3,135	
January	3,378	
February	3,710	
March	4,017	
April	4,167	
May	4,239	
June	4,239	

QUALITY

	Quantity	Base Number	Contract	AT	Region	England
% of FP17s for the same patient ID Re-attending within 3 months - Children	3	44	6.8%	9.4%	11.6%	12.0%
% of FP17s for the same patient ID Re-attending within 3 months - Adults	30	321	9.3%	15.1%	15.9%	16.0%
% of FP17s for the same patient ID Re-attending between 3 & 9 months - Children	21	44	47.7%	59.5%	60.4%	58.0%
% of FP17s for the same patient ID Re-attending between 3 & 9 months - Adults	242	321	75.4%	51.8%	52.3%	50.9%
% of FP17s for Band 1 Urgent Courses	20	314	6.4%	9.5%	9.5%	9.1%
% of FP17s Relating to Free Repair or Replacements	1	314	0.3%	0.6%	0.7%	0.8%
% of FP17s Relating to Continuations	0	314	0.0%	1.0%	1.0%	1.1%
% of Patients satisfied with the dentistry they have received	2	3	N/A	90.8%	91.9%	91.7%
% of Patients satisfied with the time they had to wait for an appointment	0	3	N/A	87.8%	88.0%	88.0%

* This is based on patients treated on this contract for their most recent course of treatment. Figures in italics indicate the base number of FP17s or Patient Questionnaire responses are less than 100. N/A is shown where the base number of responses is less than 10 during the period. % is calculated as Quantity/Base number*100

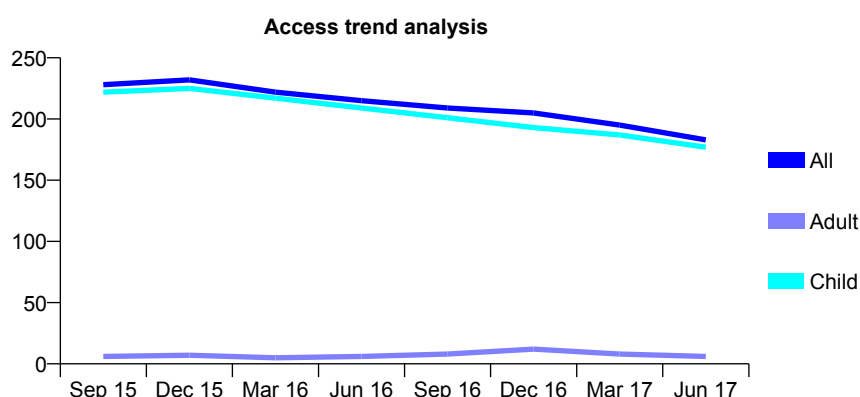
Q68 - Vital Signs At a Glance Contract Report for 557056/0002 - June 2017

Name or company name	MR S URDANG
Contract type name	GDS Contract
Purpose of contract	General
Contract start date	02/07/2008
Contract end date	

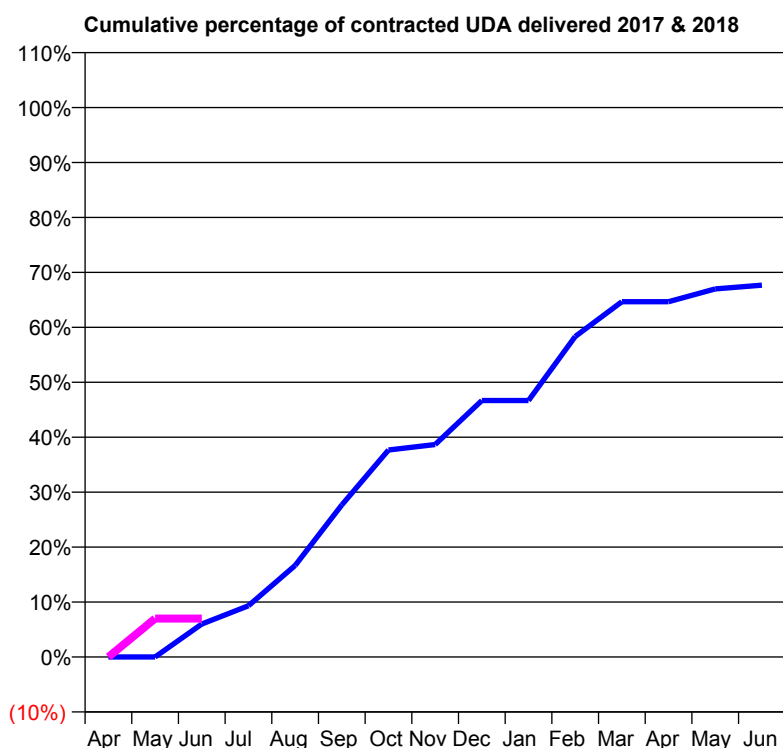
17/18 Contracted general activity (UDA)	300
Carry forward general activity (UDA)	0
17/18 Contracted orthodontic activity (UOA)	0
Carry forward orthodontic activity (UOA)	0
Baseline contract value	£6,761.46

ACCESS*

Patients seen in 24 months	Total	Change since previous quarter
Quarter ending June 2016	215	
Quarter ending September 2016	209	↓
Quarter ending December 2016	205	↓
Quarter ending March 2017	195	↓
Quarter ending June 2017	183	↓
Variance since June 2016	(14.9%)	↓



ACTIVITY



Adjusted Scheduled Activity (UDA)		
Month	2017	2018
April	0	0
May	0	21
June	18	21
July	28	
August	50	
September	83	
October	113	
November	116	
December	140	
January	140	
February	175	
March	194	
April	194	
May	201	
June	203	

QUALITY

	Quantity	Base Number	Contract	AT	Region	England
% of FP17s for the same patient ID Re-attending within 3 months - Children	0	24	0.0%	9.4%	11.6%	12.0%
% of FP17s for the same patient ID Re-attending within 3 months - Adults	0	0	N/A	15.1%	15.9%	16.0%
% of FP17s for the same patient ID Re-attending between 3 & 9 months - Children	15	24	62.5%	59.5%	60.4%	58.0%
% of FP17s for the same patient ID Re-attending between 3 & 9 months - Adults	0	0	N/A	51.8%	52.3%	50.9%
% of FP17s for Band 1 Urgent Courses	0	15	0.0%	9.5%	9.5%	9.1%
% of FP17s Relating to Free Repair or Replacements	0	15	0.0%	0.6%	0.7%	0.8%
% of FP17s Relating to Continuations	0	15	0.0%	1.0%	1.0%	1.1%
% of Patients satisfied with the dentistry they have received	0	0	N/A	90.8%	91.9%	91.7%
% of Patients satisfied with the time they had to wait for an appointment	0	0	N/A	87.8%	88.0%	88.0%

* This is based on patients treated on this contract for their most recent course of treatment. Figures in italics indicate the base number of FP17s or Patient Questionnaire responses are less than 100. N/A is shown where the base number of responses is less than 10 during the period. % is calculated as Quantity/Base number*100

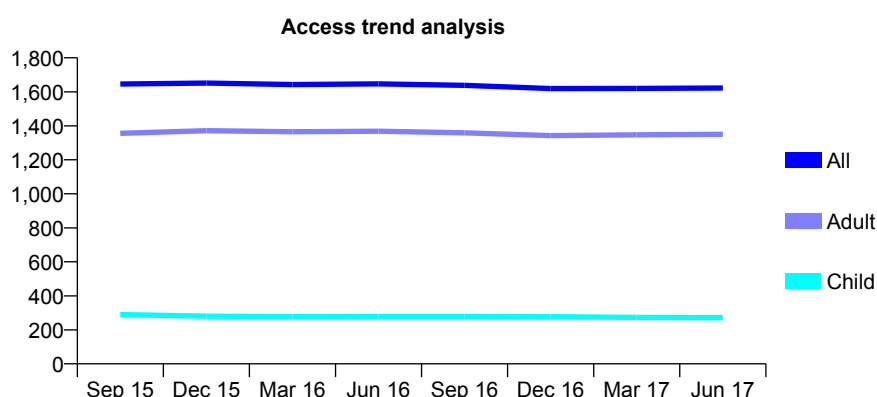
Q68 - Vital Signs At a Glance Contract Report for 558222/0005 - June 2017

Name or company name	MR NJ VAID
Contract type name	GDS Contract
Purpose of contract	General
Contract start date	01/04/2011
Contract end date	

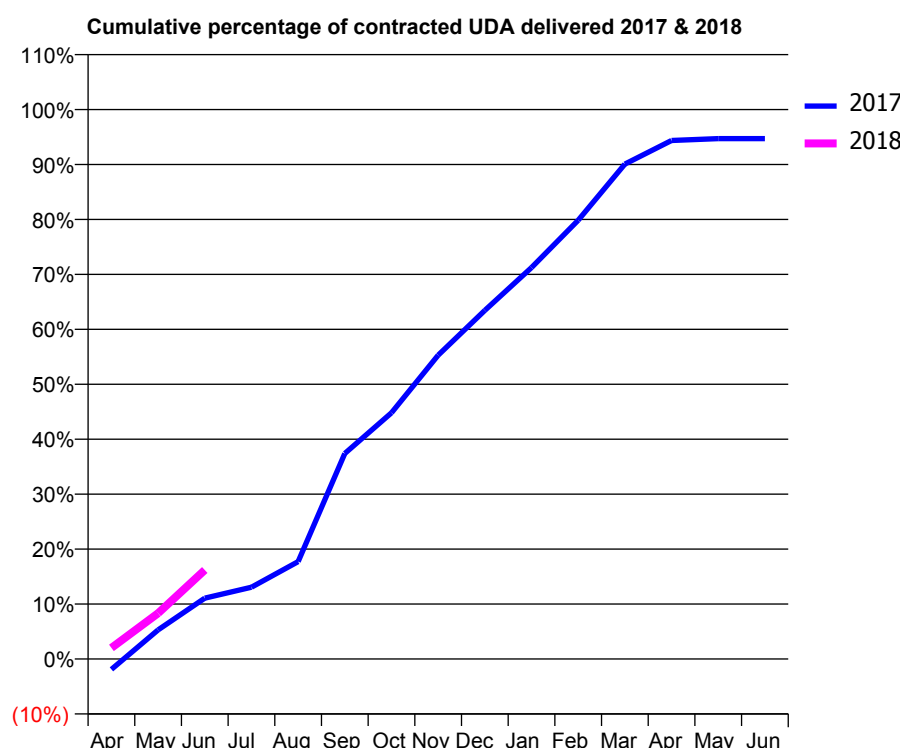
17/18 Contracted general activity (UDA)	5,235
Carry forward general activity (UDA)	0
17/18 Contracted orthodontic activity (UOA)	0
Carry forward orthodontic activity (UOA)	0
Baseline contract value	£121,761.14

ACCESS*

Patients seen in 24 months	Total	Change since previous quarter
Quarter ending June 2016	1,647	
Quarter ending September 2016	1,638	→
Quarter ending December 2016	1,619	↓
Quarter ending March 2017	1,620	→
Quarter ending June 2017	1,622	→
Variance since June 2016	(1.5%)	↓



ACTIVITY



Adjusted Scheduled Activity (UDA)		
Month	2017	2018
April	-100	106
May	278	437
June	580	849
July	684	
August	928	
September	1,958	
October	2,345	
November	2,895	
December	3,321	
January	3,729	
February	4,181	
March	4,716	
April	4,940	
May	4,957	
June	4,957	

QUALITY

	Quantity	Base Number	Contract	AT	Region	England
% of FP17s for the same patient ID Re-attending within 3 months - Children	4	83	4.8%	9.4%	11.6%	12.0%
% of FP17s for the same patient ID Re-attending within 3 months - Adults	91	484	18.8%	15.1%	15.9%	16.0%
% of FP17s for the same patient ID Re-attending between 3 & 9 months - Children	59	83	71.1%	59.5%	60.4%	58.0%
% of FP17s for the same patient ID Re-attending between 3 & 9 months - Adults	314	484	64.9%	51.8%	52.3%	50.9%
% of FP17s for Band 1 Urgent Courses	53	455	11.6%	9.5%	9.5%	9.1%
% of FP17s Relating to Free Repair or Replacements	6	455	1.3%	0.6%	0.7%	0.8%
% of FP17s Relating to Continuations	14	455	3.1%	1.0%	1.0%	1.1%
% of Patients satisfied with the dentistry they have received	7	7	N/A	90.8%	91.9%	91.7%
% of Patients satisfied with the time they had to wait for an appointment	7	7	N/A	87.8%	88.0%	88.0%

* This is based on patients treated on this contract for their most recent course of treatment. Figures in italics indicate the base number of FP17s or Patient Questionnaire responses are less than 100. N/A is shown where the base number of responses is less than 10 during the period. % is calculated as Quantity/Base number*100

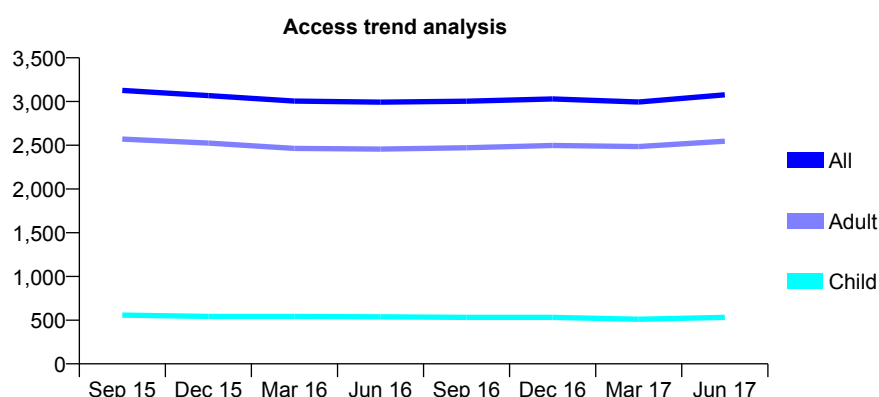
Q68 - Vital Signs At a Glance Contract Report for 558222/0006 - June 2017

Name or company name	MR NJ VAID
Contract type name	GDS Contract
Purpose of contract	General
Contract start date	01/04/2011
Contract end date	

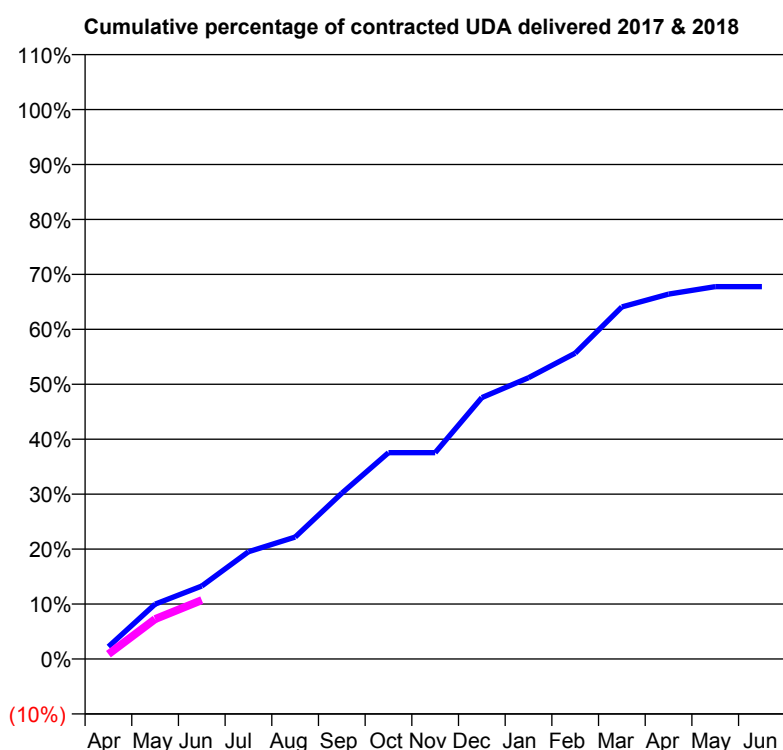
17/18 Contracted general activity (UDA)	10,603
Carry forward general activity (UDA)	0
17/18 Contracted orthodontic activity (UOA)	0
Carry forward orthodontic activity (UOA)	0
Baseline contract value	£267,789.94

ACCESS*

Patients seen in 24 months	Total	Change since previous quarter
Quarter ending June 2016	2,993	
Quarter ending September 2016	3,003	→
Quarter ending December 2016	3,030	→
Quarter ending March 2017	2,995	↓
Quarter ending June 2017	3,077	↑
Variance since June 2016	2.8%	↑



ACTIVITY



Adjusted Scheduled Activity (UDA)		
Month	2017	2018
April	238	94
May	1,058	770
June	1,409	1,135
July	2,071	
August	2,354	
September	3,201	
October	3,981	
November	3,981	
December	5,044	
January	5,428	
February	5,902	
March	6,794	
April	7,042	
May	7,185	
June	7,184	

QUALITY

	Quantity	Base Number	Contract	AT	Region	England
% of FP17s for the same patient ID Re-attending within 3 months - Children	12	194	6.2%	9.4%	11.6%	12.0%
% of FP17s for the same patient ID Re-attending within 3 months - Adults	93	760	12.2%	15.1%	15.9%	16.0%
% of FP17s for the same patient ID Re-attending between 3 & 9 months - Children	131	194	67.5%	59.5%	60.4%	58.0%
% of FP17s for the same patient ID Re-attending between 3 & 9 months - Adults	454	760	59.7%	51.8%	52.3%	50.9%
% of FP17s for Band 1 Urgent Courses	57	576	9.9%	9.5%	9.5%	9.1%
% of FP17s Relating to Free Repair or Replacements	3	576	0.5%	0.6%	0.7%	0.8%
% of FP17s Relating to Continuations	2	576	0.3%	1.0%	1.0%	1.1%
% of Patients satisfied with the dentistry they have received	9	10	90.0%	90.8%	91.9%	91.7%
% of Patients satisfied with the time they had to wait for an appointment	6	10	60.0%	87.8%	88.0%	88.0%

* This is based on patients treated on this contract for their most recent course of treatment. Figures in italics indicate the base number of FP17s or Patient Questionnaire responses are less than 100. N/A is shown where the base number of responses is less than 10 during the period. % is calculated as Quantity/Base number*100

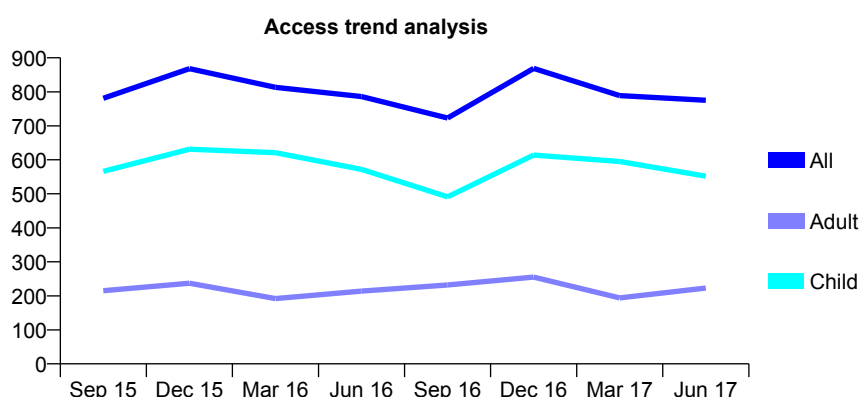
Q68 - Vital Signs At a Glance Contract Report for 558745/0004 - June 2017

Name or company name	MR VH WIFFEN
Contract type name	GDS Contract
Purpose of contract	General
Contract start date	01/06/2010
Contract end date	

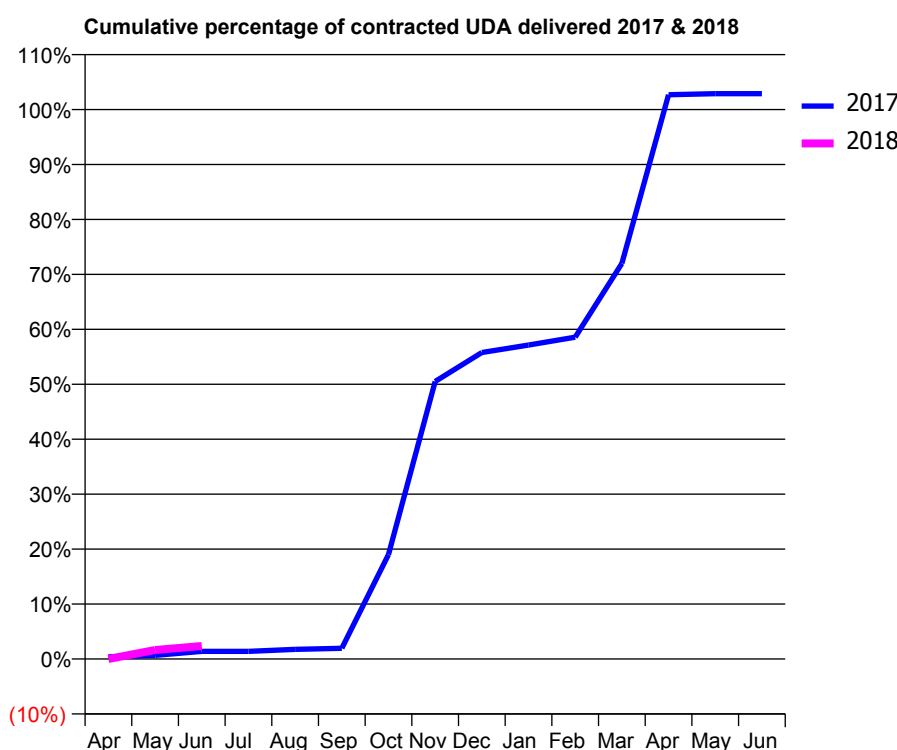
17/18 Contracted general activity (UDA)	1,532
Carry forward general activity (UDA)	0
17/18 Contracted orthodontic activity (UOA)	0
Carry forward orthodontic activity (UOA)	0
Baseline contract value	£43,486.13

ACCESS*

Patients seen in 24 months	Total	Change since previous quarter
Quarter ending June 2016	786	
Quarter ending September 2016	723	↓
Quarter ending December 2016	869	↑
Quarter ending March 2017	789	↓
Quarter ending June 2017	775	↓
Variance since June 2016	(1.4%)	↓



ACTIVITY



Month	Adjusted Scheduled Activity (UDA)	
	2017	2018
April	6	0
May	10	25
June	21	36
July	21	
August	27	
September	30	
October	291	
November	774	
December	855	
January	875	
February	897	
March	1,103	
April	1,573	
May	1,576	
June	1,576	

QUALITY

	Quantity	Base Number	Contract	AT	Region	England
% of FP17s for the same patient ID Re-attending within 3 months - Children	5	298	1.7%	9.4%	11.6%	12.0%
% of FP17s for the same patient ID Re-attending within 3 months - Adults	1	55	1.8%	15.1%	15.9%	16.0%
% of FP17s for the same patient ID Re-attending between 3 & 9 months - Children	231	298	77.5%	59.5%	60.4%	58.0%
% of FP17s for the same patient ID Re-attending between 3 & 9 months - Adults	46	55	83.6%	51.8%	52.3%	50.9%
% of FP17s for Band 1 Urgent Courses	2	18	11.1%	9.5%	9.5%	9.1%
% of FP17s Relating to Free Repair or Replacements	0	18	0.0%	0.6%	0.7%	0.8%
% of FP17s Relating to Continuations	0	18	0.0%	1.0%	1.0%	1.1%
% of Patients satisfied with the dentistry they have received	0	0	N/A	90.8%	91.9%	91.7%
% of Patients satisfied with the time they had to wait for an appointment	0	0	N/A	87.8%	88.0%	88.0%

* This is based on patients treated on this contract for their most recent course of treatment. Figures in italics indicate the base number of FP17s or Patient Questionnaire responses are less than 100. N/A is shown where the base number of responses is less than 10 during the period. % is calculated as Quantity/Base number*100

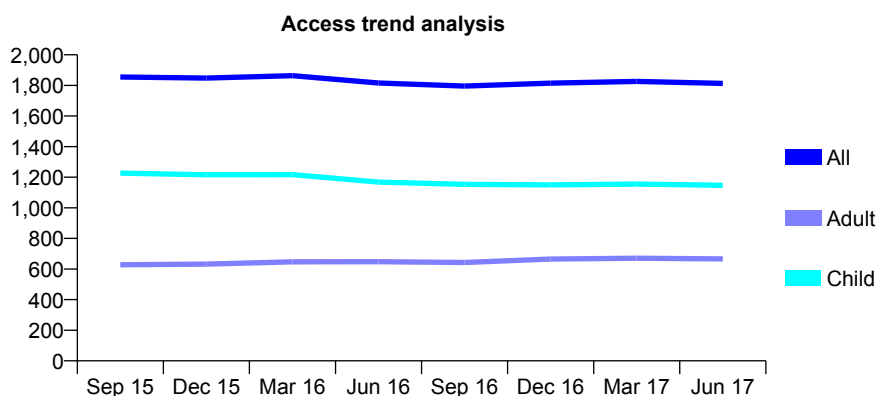
Q68 - Vital Signs At a Glance Contract Report for 565113/0001 - June 2017

Name or company name	MR MA PARKER
Contract type name	GDS Contract
Purpose of contract	General
Contract start date	01/04/2006
Contract end date	

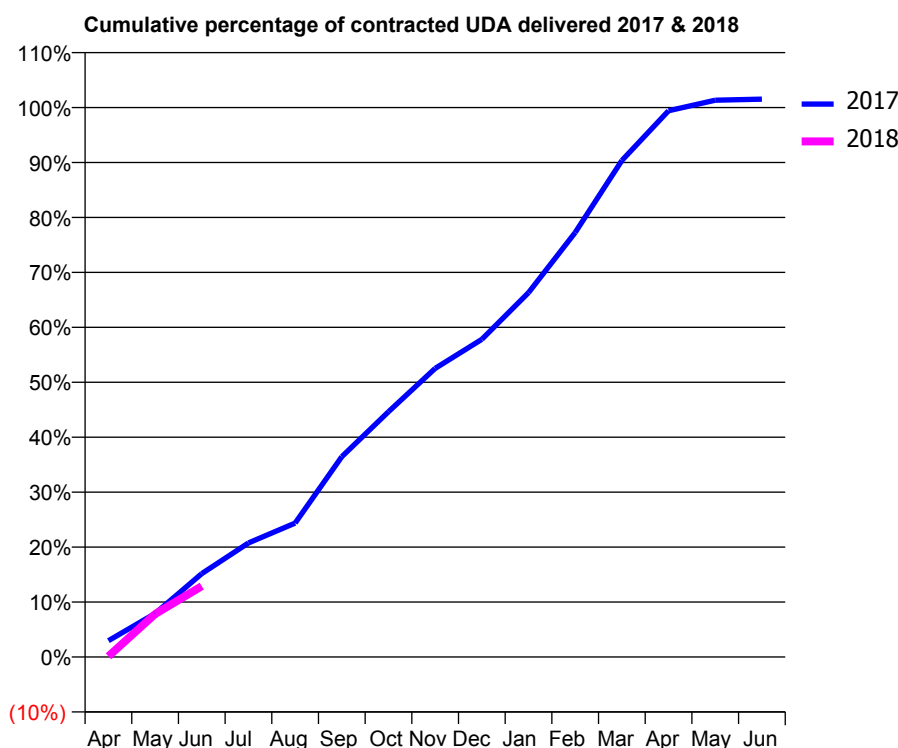
17/18 Contracted general activity (UDA)	3,272
Carry forward general activity (UDA)	0
17/18 Contracted orthodontic activity (UOA)	0
Carry forward orthodontic activity (UOA)	0
Baseline contract value	£72,710.38

ACCESS*

Patients seen in 24 months	Total	Change since previous quarter
Quarter ending June 2016	1,816	
Quarter ending September 2016	1,796	↓
Quarter ending December 2016	1,815	→
Quarter ending March 2017	1,826	→
Quarter ending June 2017	1,813	→
Variance since June 2016	(0.2%)	→



ACTIVITY



Adjusted Scheduled Activity (UDA)		
Month	2017	2018
April	97	4
May	259	256
June	497	422
July	679	
August	798	
September	1,193	
October	1,460	
November	1,719	
December	1,892	
January	2,170	
February	2,528	
March	2,957	
April	3,253	
May	3,316	
June	3,322	

QUALITY

	Quantity	Base Number	Contract	AT	Region	England
% of FP17s for the same patient ID Re-attending within 3 months - Children	16	352	4.5%	9.4%	11.6%	12.0%
% of FP17s for the same patient ID Re-attending within 3 months - Adults	6	122	4.9%	15.1%	15.9%	16.0%
% of FP17s for the same patient ID Re-attending between 3 & 9 months - Children	185	352	52.6%	59.5%	60.4%	58.0%
% of FP17s for the same patient ID Re-attending between 3 & 9 months - Adults	31	122	25.4%	51.8%	52.3%	50.9%
% of FP17s for Band 1 Urgent Courses	12	288	4.2%	9.5%	9.5%	9.1%
% of FP17s Relating to Free Repair or Replacements	2	288	0.7%	0.6%	0.7%	0.8%
% of FP17s Relating to Continuations	0	288	0.0%	1.0%	1.0%	1.1%
% of Patients satisfied with the dentistry they have received	3	3	N/A	90.8%	91.9%	91.7%
% of Patients satisfied with the time they had to wait for an appointment	2	3	N/A	87.8%	88.0%	88.0%

* This is based on patients treated on this contract for their most recent course of treatment. Figures in italics indicate the base number of FP17s or Patient Questionnaire responses are less than 100. N/A is shown where the base number of responses is less than 10 during the period. % is calculated as Quantity/Base number*100

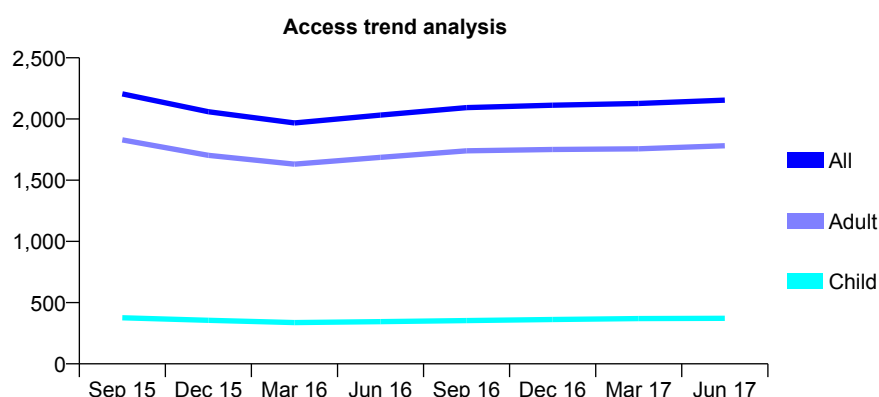
Q68 - Vital Signs At a Glance Contract Report for 567612/0001 - June 2017

Name or company name	MR AM SINGER
Contract type name	GDS Contract
Purpose of contract	General
Contract start date	01/04/2006
Contract end date	

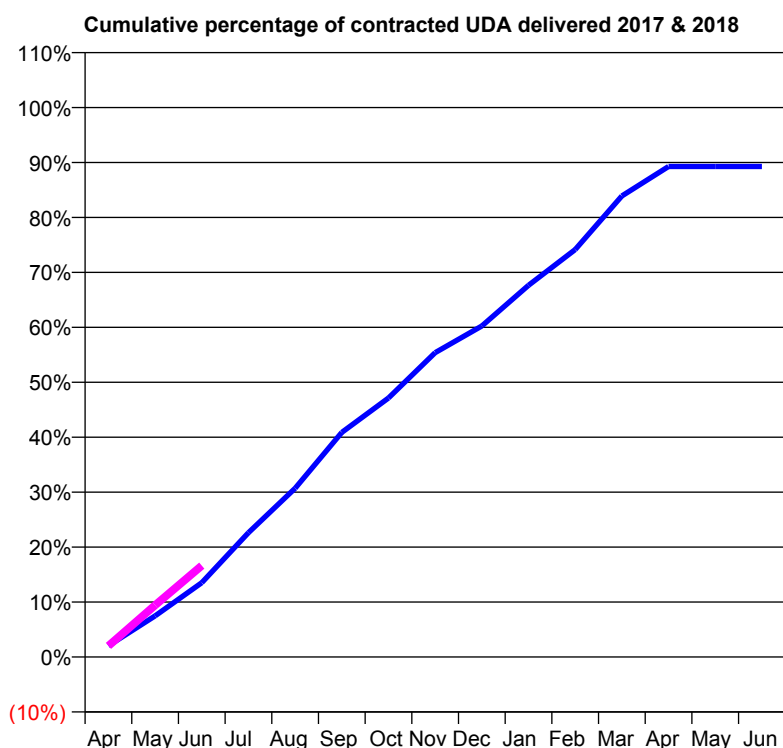
17/18 Contracted general activity (UDA)	7,509
Carry forward general activity (UDA)	0
17/18 Contracted orthodontic activity (UOA)	0
Carry forward orthodontic activity (UOA)	0
Baseline contract value	£169,813.16

ACCESS*

Patients seen in 24 months	Total	Change since previous quarter
Quarter ending June 2016	2,032	
Quarter ending September 2016	2,093	↑
Quarter ending December 2016	2,113	→
Quarter ending March 2017	2,127	→
Quarter ending June 2017	2,154	→
Variance since June 2016	6.0%	↑



ACTIVITY



Adjusted Scheduled Activity (UDA)		
Month	2017	2018
April	154	152
May	562	708
June	1,016	1,249
July	1,699	
August	2,306	
September	3,069	
October	3,539	
November	4,159	
December	4,523	
January	5,079	
February	5,568	
March	6,299	
April	6,702	
May	6,702	
June	6,702	

QUALITY

	Quantity	Base Number	Contract	AT	Region	England
% of FP17s for the same patient ID Re-attending within 3 months - Children	9	154	5.8%	9.4%	11.6%	12.0%
% of FP17s for the same patient ID Re-attending within 3 months - Adults	108	688	15.7%	15.1%	15.9%	16.0%
% of FP17s for the same patient ID Re-attending between 3 & 9 months - Children	34	154	22.1%	59.5%	60.4%	58.0%
% of FP17s for the same patient ID Re-attending between 3 & 9 months - Adults	282	688	41.0%	51.8%	52.3%	50.9%
% of FP17s for Band 1 Urgent Courses	54	652	8.3%	9.5%	9.5%	9.1%
% of FP17s Relating to Free Repair or Replacements	12	652	1.8%	0.6%	0.7%	0.8%
% of FP17s Relating to Continuations	22	652	3.4%	1.0%	1.0%	1.1%
% of Patients satisfied with the dentistry they have received	5	5	N/A	90.8%	91.9%	91.7%
% of Patients satisfied with the time they had to wait for an appointment	4	5	N/A	87.8%	88.0%	88.0%

* This is based on patients treated on this contract for their most recent course of treatment. Figures in italics indicate the base number of FP17s or Patient Questionnaire responses are less than 100. N/A is shown where the base number of responses is less than 10 during the period. % is calculated as Quantity/Base number*100

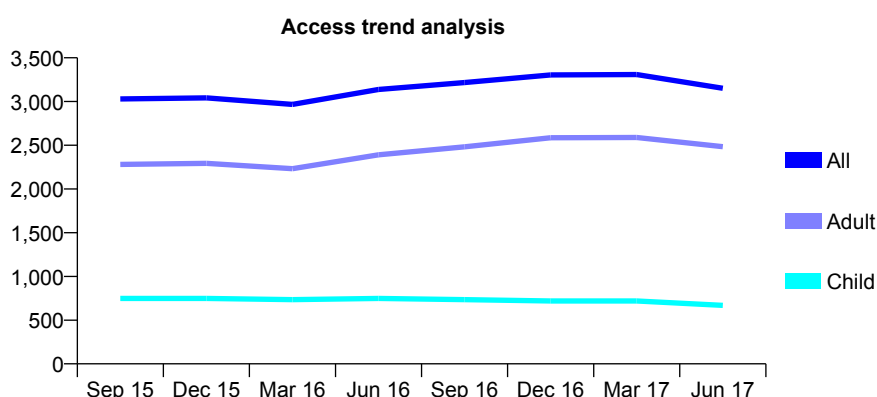
Q68 - Vital Signs At a Glance Contract Report for 568171/0001 - June 2017

Name or company name	MR PJ IVE
Contract type name	GDS Contract
Purpose of contract	General
Contract start date	01/04/2006
Contract end date	

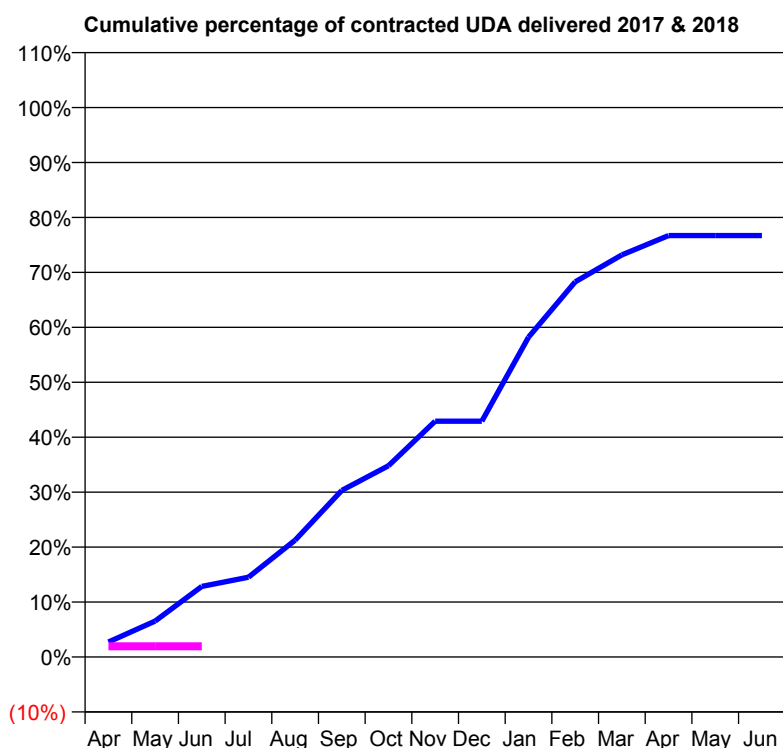
17/18 Contracted general activity (UDA)	9,000
Carry forward general activity (UDA)	0
17/18 Contracted orthodontic activity (UOA)	0
Carry forward orthodontic activity (UOA)	0
Baseline contract value	£200,031.10

ACCESS*

Patients seen in 24 months	Total	Change since previous quarter
Quarter ending June 2016	3,138	
Quarter ending September 2016	3,217	↑
Quarter ending December 2016	3,304	↑
Quarter ending March 2017	3,308	→
Quarter ending June 2017	3,152	↓
Variance since June 2016	0.4%	→



ACTIVITY



Adjusted Scheduled Activity (UDA)		
Month	2017	2018
April	245	175
May	588	175
June	1,157	175
July	1,308	
August	1,915	
September	2,729	
October	3,133	
November	3,863	
December	3,863	
January	5,239	
February	6,144	
March	6,586	
April	6,902	
May	6,902	
June	6,902	

QUALITY

	Quantity	Base Number	Contract	AT	Region	England
% of FP17s for the same patient ID Re-attending within 3 months - Children	5	51	9.8%	9.4%	11.6%	12.0%
% of FP17s for the same patient ID Re-attending within 3 months - Adults	21	181	11.6%	15.1%	15.9%	16.0%
% of FP17s for the same patient ID Re-attending between 3 & 9 months - Children	22	51	43.1%	59.5%	60.4%	58.0%
% of FP17s for the same patient ID Re-attending between 3 & 9 months - Adults	68	181	37.6%	51.8%	52.3%	50.9%
% of FP17s for Band 1 Urgent Courses	2	81	2.5%	9.5%	9.5%	9.1%
% of FP17s Relating to Free Repair or Replacements	0	81	0.0%	0.6%	0.7%	0.8%
% of FP17s Relating to Continuations	3	81	3.7%	1.0%	1.0%	1.1%
% of Patients satisfied with the dentistry they have received	4	4	N/A	90.8%	91.9%	91.7%
% of Patients satisfied with the time they had to wait for an appointment	3	4	N/A	87.8%	88.0%	88.0%

* This is based on patients treated on this contract for their most recent course of treatment. Figures in italics indicate the base number of FP17s or Patient Questionnaire responses are less than 100. N/A is shown where the base number of responses is less than 10 during the period. % is calculated as Quantity/Base number*100

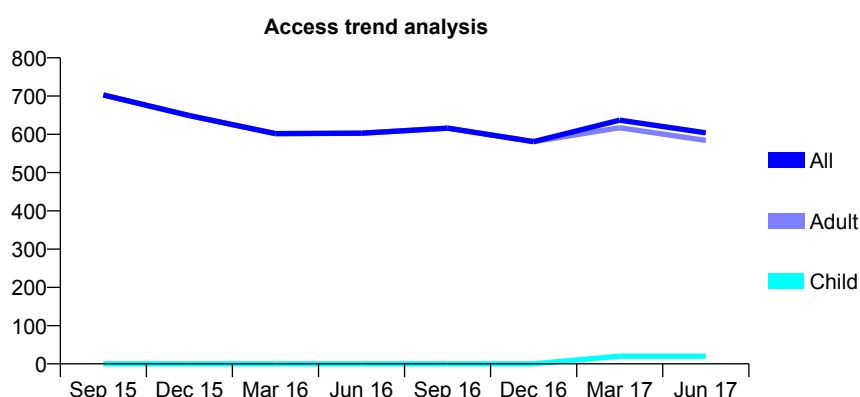
Q68 - Vital Signs At a Glance Contract Report for 569119/0001 - June 2017

Name or company name	MR D MYERS
Contract type name	PDS Contract
Purpose of contract	General
Contract start date	01/04/2006
Contract end date	30/06/2017

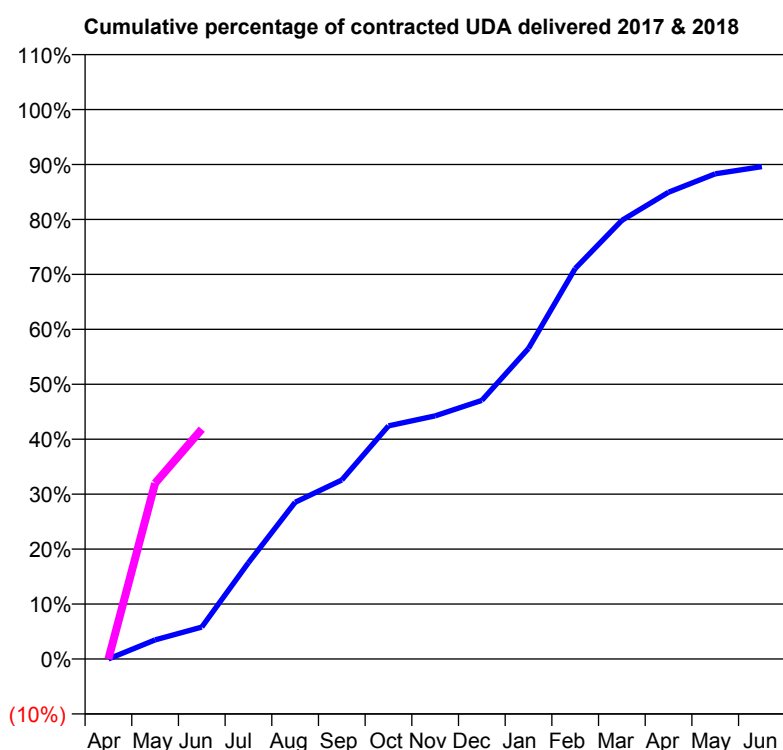
17/18 Contracted general activity (UDA)	397
Carry forward general activity (UDA)	0
17/18 Contracted orthodontic activity (UOA)	0
Carry forward orthodontic activity (UOA)	0
Baseline contract value	£13,931.65

ACCESS*

Patients seen in 24 months	Total	Change since previous quarter
Quarter ending June 2016	603	
Quarter ending September 2016	616	↑
Quarter ending December 2016	581	↓
Quarter ending March 2017	637	↑
Quarter ending June 2017	604	↓
Variance since June 2016	0.2%	→



ACTIVITY



Adjusted Scheduled Activity (UDA)		
Month	2017	2018
April	0	0
May	55	127
June	92	166
July	278	
August	453	
September	517	
October	673	
November	702	
December	747	
January	897	
February	1,128	
March	1,267	
April	1,348	
May	1,401	
June	1,422	

QUALITY

	Quantity	Base Number	Contract	AT	Region	England
% of FP17s for the same patient ID Re-attending within 3 months - Children	0	0	N/A	9.4%	11.6%	12.0%
% of FP17s for the same patient ID Re-attending within 3 months - Adults	2	76	2.6%	15.1%	15.9%	16.0%
% of FP17s for the same patient ID Re-attending between 3 & 9 months - Children	0	0	N/A	59.5%	60.4%	58.0%
% of FP17s for the same patient ID Re-attending between 3 & 9 months - Adults	5	76	6.6%	51.8%	52.3%	50.9%
% of FP17s for Band 1 Urgent Courses	0	32	0.0%	9.5%	9.5%	9.1%
% of FP17s Relating to Free Repair or Replacements	0	32	0.0%	0.6%	0.7%	0.8%
% of FP17s Relating to Continuations	0	32	0.0%	1.0%	1.0%	1.1%
% of Patients satisfied with the dentistry they have received	0	0	N/A	90.8%	91.9%	91.7%
% of Patients satisfied with the time they had to wait for an appointment	0	0	N/A	87.8%	88.0%	88.0%

* This is based on patients treated on this contract for their most recent course of treatment. Figures in italics indicate the base number of FP17s or Patient Questionnaire responses are less than 100. N/A is shown where the base number of responses is less than 10 during the period. % is calculated as Quantity/Base number*100

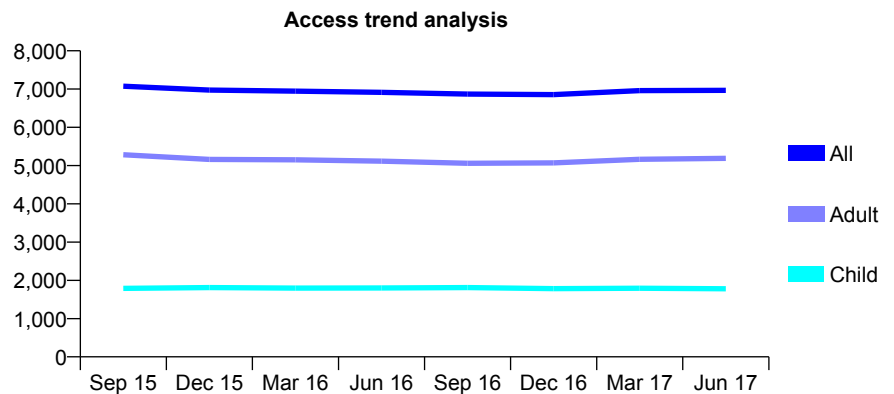
Q68 - Vital Signs At a Glance Contract Report for 570052/0001 - June 2017

Name or company name	MR AN MOORE
Contract type name	GDS Contract
Purpose of contract	General
Contract start date	01/04/2006
Contract end date	

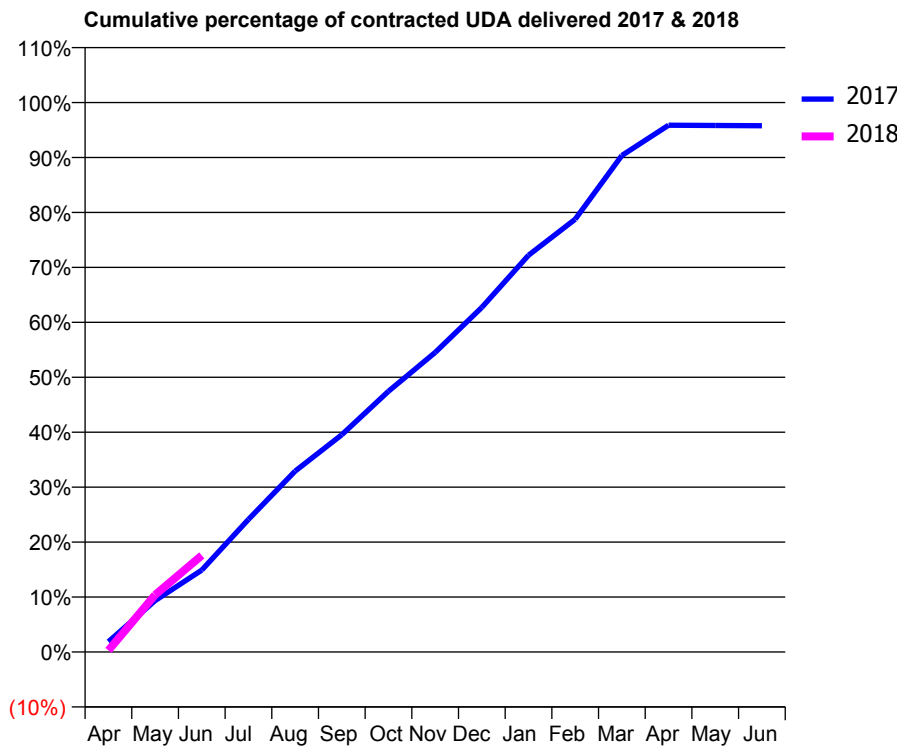
17/18 Contracted general activity (UDA)	15,877
Carry forward general activity (UDA)	0
17/18 Contracted orthodontic activity (UOA)	0
Carry forward orthodontic activity (UOA)	0
Baseline contract value	£444,953.13

ACCESS*

Patients seen in 24 months	Total	Change since previous quarter
Quarter ending June 2016	6,914	
Quarter ending September 2016	6,870	→
Quarter ending December 2016	6,855	→
Quarter ending March 2017	6,958	→
Quarter ending June 2017	6,966	→
Variance since June 2016	0.8%	→



ACTIVITY



Adjusted Scheduled Activity (UDA)		
Month	2017	2018
April	299	47
May	1,486	1,651
June	2,367	2,790
July	3,833	
August	5,225	
September	6,277	
October	7,536	
November	8,656	
December	9,956	
January	11,462	
February	12,504	
March	14,348	
April	15,221	
May	15,213	
June	15,206	

QUALITY

	Quantity	Base Number	Contract	AT	Region	England
% of FP17s for the same patient ID Re-attending within 3 months - Children	25	563	4.4%	9.4%	11.6%	12.0%
% of FP17s for the same patient ID Re-attending within 3 months - Adults	198	1,413	14.0%	15.1%	15.9%	16.0%
% of FP17s for the same patient ID Re-attending between 3 & 9 months - Children	266	563	47.2%	59.5%	60.4%	58.0%
% of FP17s for the same patient ID Re-attending between 3 & 9 months - Adults	469	1,413	33.2%	51.8%	52.3%	50.9%
% of FP17s for Band 1 Urgent Courses	158	1,589	9.9%	9.5%	9.5%	9.1%
% of FP17s Relating to Free Repair or Replacements	7	1,589	0.4%	0.6%	0.7%	0.8%
% of FP17s Relating to Continuations	6	1,589	0.4%	1.0%	1.0%	1.1%
% of Patients satisfied with the dentistry they have received	5	7	N/A	90.8%	91.9%	91.7%
% of Patients satisfied with the time they had to wait for an appointment	5	7	N/A	87.8%	88.0%	88.0%

* This is based on patients treated on this contract for their most recent course of treatment. Figures in italics indicate the base number of FP17s or Patient Questionnaire responses are less than 100. N/A is shown where the base number of responses is less than 10 during the period. % is calculated as Quantity/Base number*100

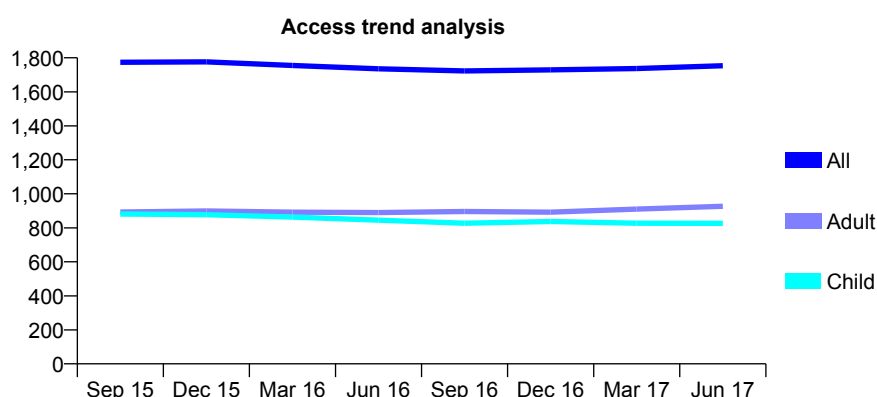
Q68 - Vital Signs At a Glance Contract Report for 572721/0001 - June 2017

Name or company name	MR IP MCLEAN
Contract type name	GDS Contract
Purpose of contract	General
Contract start date	01/04/2006
Contract end date	

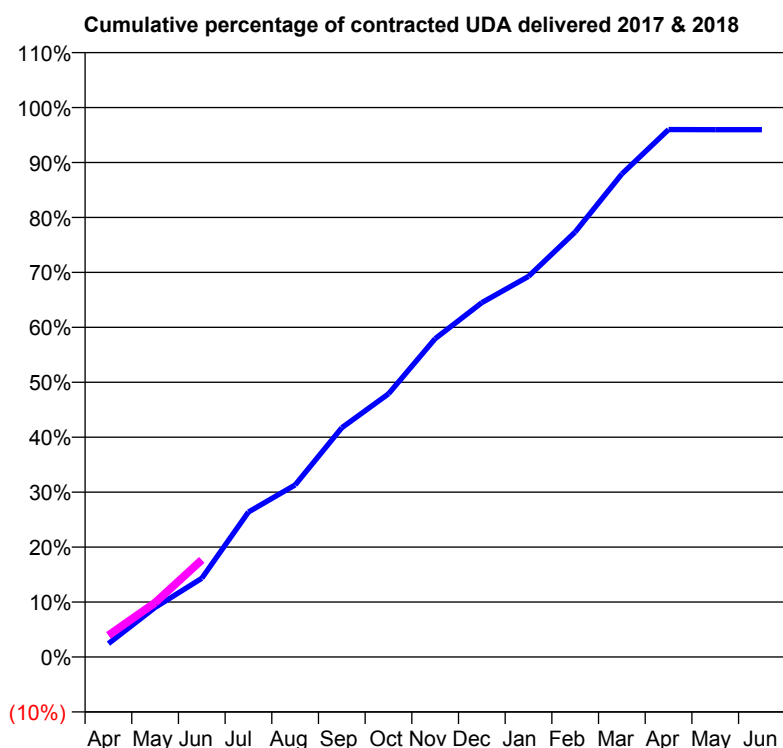
17/18 Contracted general activity (UDA)	4,463
Carry forward general activity (UDA)	0
17/18 Contracted orthodontic activity (UOA)	0
Carry forward orthodontic activity (UOA)	0
Baseline contract value	£107,958.86

ACCESS*

Patients seen in 24 months	Total	Change since previous quarter
Quarter ending June 2016	1,735	
Quarter ending September 2016	1,723	→
Quarter ending December 2016	1,729	→
Quarter ending March 2017	1,737	→
Quarter ending June 2017	1,753	→
Variance since June 2016	1.0%	→



ACTIVITY



Adjusted Scheduled Activity (UDA)		
Month	2017	2018
April	109	176
May	403	441
June	640	789
July	1,178	
August	1,398	
September	1,862	
October	2,137	
November	2,586	
December	2,878	
January	3,091	
February	3,452	
March	3,923	
April	4,284	
May	4,283	
June	4,283	

QUALITY

	Quantity	Base Number	Contract	AT	Region	England
% of FP17s for the same patient ID Re-attending within 3 months - Children	26	390	6.7%	9.4%	11.6%	12.0%
% of FP17s for the same patient ID Re-attending within 3 months - Adults	34	302	11.3%	15.1%	15.9%	16.0%
% of FP17s for the same patient ID Re-attending between 3 & 9 months - Children	264	390	67.7%	59.5%	60.4%	58.0%
% of FP17s for the same patient ID Re-attending between 3 & 9 months - Adults	201	302	66.6%	51.8%	52.3%	50.9%
% of FP17s for Band 1 Urgent Courses	21	564	3.7%	9.5%	9.5%	9.1%
% of FP17s Relating to Free Repair or Replacements	0	564	0.0%	0.6%	0.7%	0.8%
% of FP17s Relating to Continuations	1	564	0.2%	1.0%	1.0%	1.1%
% of Patients satisfied with the dentistry they have received	2	2	N/A	90.8%	91.9%	91.7%
% of Patients satisfied with the time they had to wait for an appointment	2	2	N/A	87.8%	88.0%	88.0%

* This is based on patients treated on this contract for their most recent course of treatment. Figures in italics indicate the base number of FP17s or Patient Questionnaire responses are less than 100. N/A is shown where the base number of responses is less than 10 during the period. % is calculated as Quantity/Base number*100

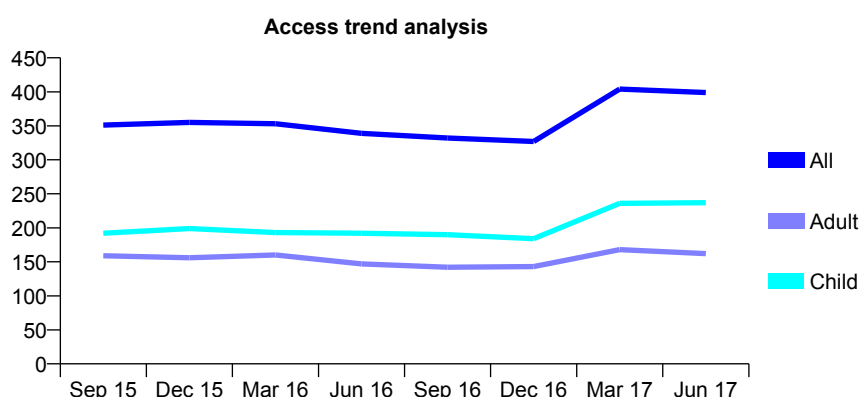
Q68 - Vital Signs At a Glance Contract Report for 576735/0001 - June 2017

Name or company name	Steyning Avenue Dental Practice
Contract type name	GDS Contract
Purpose of contract	General
Contract start date	01/04/2006
Contract end date	

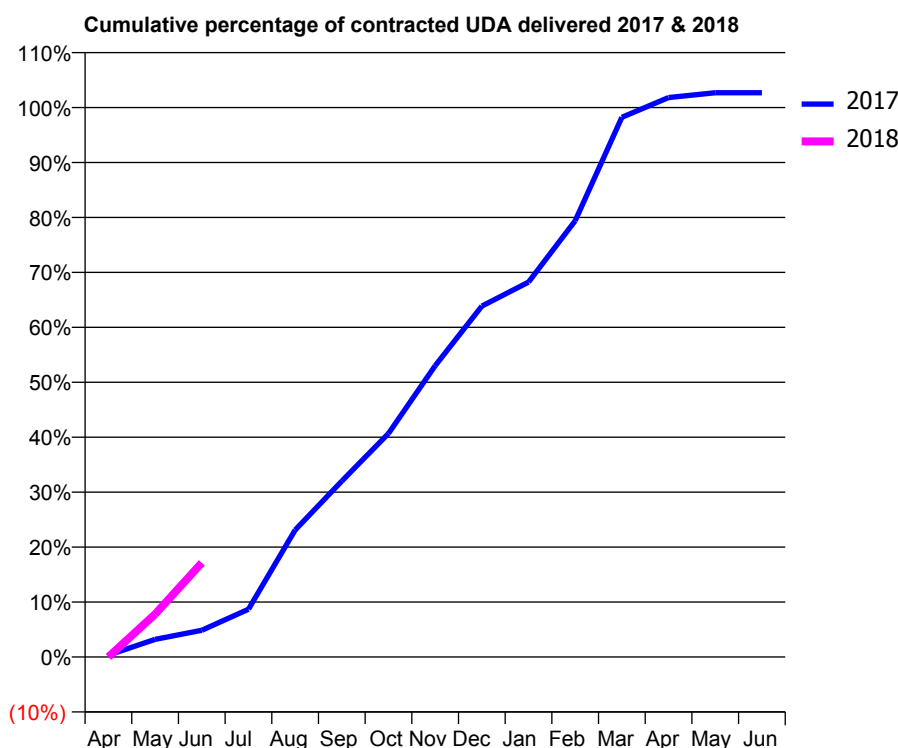
17/18 Contracted general activity (UDA)	860
Carry forward general activity (UDA)	0
17/18 Contracted orthodontic activity (UOA)	0
Carry forward orthodontic activity (UOA)	0
Baseline contract value	£18,289.75

ACCESS*

Patients seen in 24 months	Total	Change since previous quarter
Quarter ending June 2016	339	
Quarter ending September 2016	332	↓
Quarter ending December 2016	327	↓
Quarter ending March 2017	404	↑
Quarter ending June 2017	399	↓
Variance since June 2016	17.7%	↑



ACTIVITY



Month	Adjusted Scheduled Activity (UDA)	
	2017	2018
April	3	0
May	28	67
June	42	147
July	75	
August	199	
September	275	
October	350	
November	456	
December	549	
January	587	
February	683	
March	845	
April	876	
May	883	
June	883	

QUALITY

	Quantity	Base Number	Contract	AT	Region	England
% of FP17s for the same patient ID Re-attending within 3 months - Children	4	59	6.8%	9.4%	11.6%	12.0%
% of FP17s for the same patient ID Re-attending within 3 months - Adults	6	40	15.0%	15.1%	15.9%	16.0%
% of FP17s for the same patient ID Re-attending between 3 & 9 months - Children	21	59	35.6%	59.5%	60.4%	58.0%
% of FP17s for the same patient ID Re-attending between 3 & 9 months - Adults	22	40	55.0%	51.8%	52.3%	50.9%
% of FP17s for Band 1 Urgent Courses	7	76	9.2%	9.5%	9.5%	9.1%
% of FP17s Relating to Free Repair or Replacements	0	76	0.0%	0.6%	0.7%	0.8%
% of FP17s Relating to Continuations	0	76	0.0%	1.0%	1.0%	1.1%
% of Patients satisfied with the dentistry they have received	0	0	N/A	90.8%	91.9%	91.7%
% of Patients satisfied with the time they had to wait for an appointment	0	0	N/A	87.8%	88.0%	88.0%

* This is based on patients treated on this contract for their most recent course of treatment. Figures in italics indicate the base number of FP17s or Patient Questionnaire responses are less than 100. N/A is shown where the base number of responses is less than 10 during the period. % is calculated as Quantity/Base number*100

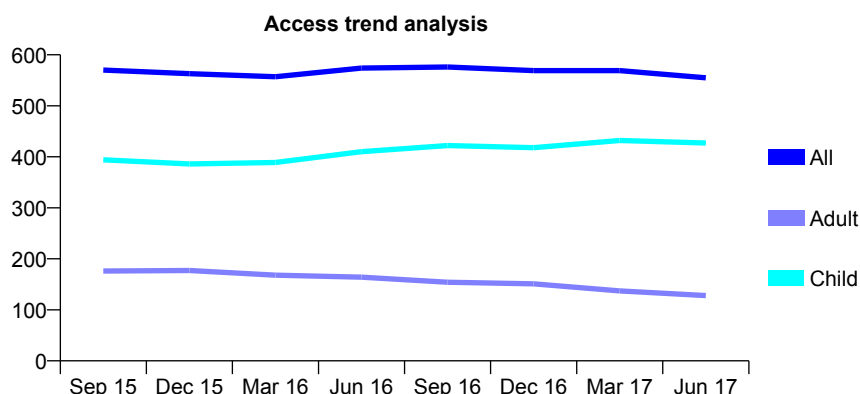
Q68 - Vital Signs At a Glance Contract Report for 578150/0001 - June 2017

Name or company name	MR AJ WHITEHEAD
Contract type name	GDS Contract
Purpose of contract	General
Contract start date	01/04/2006
Contract end date	

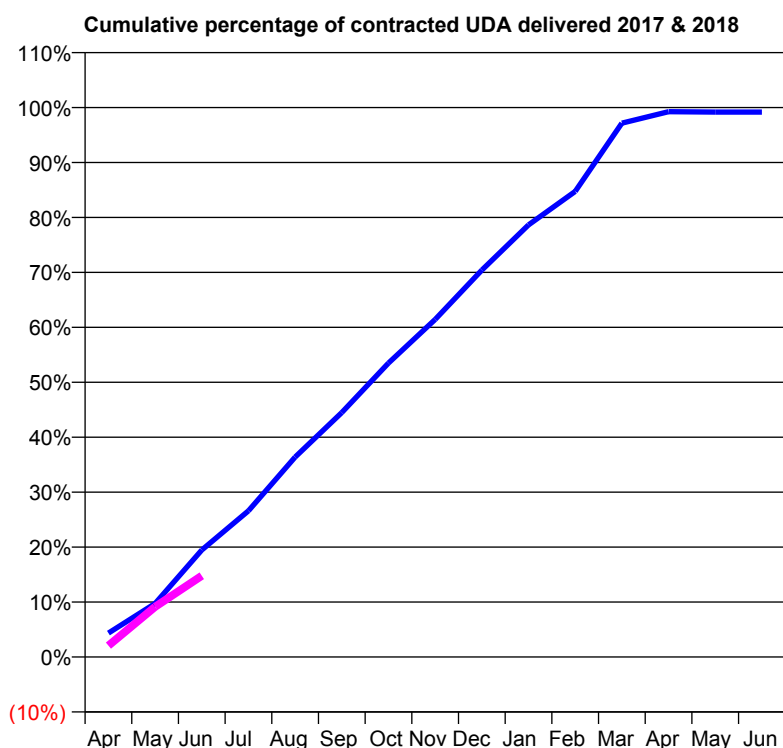
17/18 Contracted general activity (UDA)	1,450
Carry forward general activity (UDA)	0
17/18 Contracted orthodontic activity (UOA)	0
Carry forward orthodontic activity (UOA)	0
Baseline contract value	£35,601.97

ACCESS*

Patients seen in 24 months	Total	Change since previous quarter
Quarter ending June 2016	574	
Quarter ending September 2016	576	→
Quarter ending December 2016	569	↓
Quarter ending March 2017	569	→
Quarter ending June 2017	555	↓
Variance since June 2016	(3.3%)	↓



ACTIVITY



Adjusted Scheduled Activity (UDA)		
Month	2017	2018
April	63	30
May	141	132
June	282	215
July	386	
August	528	
September	645	
October	776	
November	891	
December	1,021	
January	1,140	
February	1,228	
March	1,409	
April	1,439	
May	1,438	
June	1,438	

QUALITY

	Quantity	Base Number	Contract	AT	Region	England
% of FP17s for the same patient ID Re-attending within 3 months - Children	6	132	4.5%	9.4%	11.6%	12.0%
% of FP17s for the same patient ID Re-attending within 3 months - Adults	7	26	26.9%	15.1%	15.9%	16.0%
% of FP17s for the same patient ID Re-attending between 3 & 9 months - Children	88	132	66.7%	59.5%	60.4%	58.0%
% of FP17s for the same patient ID Re-attending between 3 & 9 months - Adults	14	26	53.8%	51.8%	52.3%	50.9%
% of FP17s for Band 1 Urgent Courses	3	135	2.2%	9.5%	9.5%	9.1%
% of FP17s Relating to Free Repair or Replacements	1	135	0.7%	0.6%	0.7%	0.8%
% of FP17s Relating to Continuations	1	135	0.7%	1.0%	1.0%	1.1%
% of Patients satisfied with the dentistry they have received	1	1	N/A	90.8%	91.9%	91.7%
% of Patients satisfied with the time they had to wait for an appointment	1	1	N/A	87.8%	88.0%	88.0%

* This is based on patients treated on this contract for their most recent course of treatment. Figures in italics indicate the base number of FP17s or Patient Questionnaire responses are less than 100. N/A is shown where the base number of responses is less than 10 during the period. % is calculated as Quantity/Base number*100

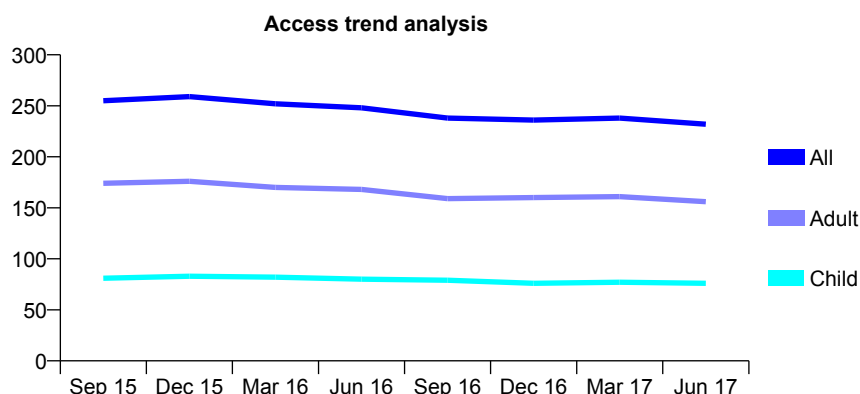
Q68 - Vital Signs At a Glance Contract Report for 608696/0001 - June 2017

Name or company name	MR D HAJEK
Contract type name	GDS Contract
Purpose of contract	General
Contract start date	01/04/2012
Contract end date	

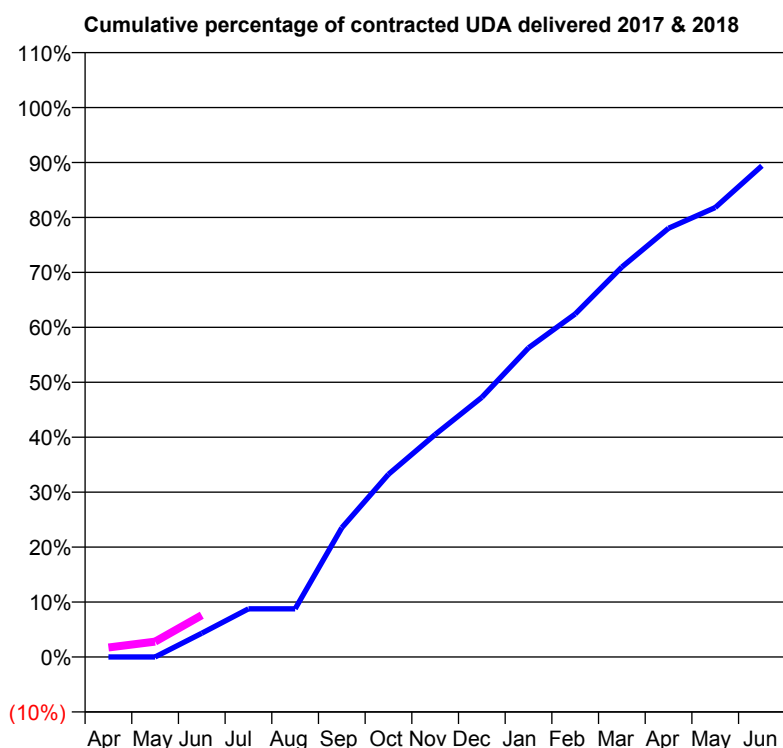
17/18 Contracted general activity (UDA)	750
Carry forward general activity (UDA)	0
17/18 Contracted orthodontic activity (UOA)	0
Carry forward orthodontic activity (UOA)	0
Baseline contract value	£15,976.04

ACCESS*

Patients seen in 24 months	Total	Change since previous quarter
Quarter ending June 2016	248	
Quarter ending September 2016	238	↓
Quarter ending December 2016	236	→
Quarter ending March 2017	238	→
Quarter ending June 2017	232	↓
Variance since June 2016	(6.5%)	↓



ACTIVITY



Adjusted Scheduled Activity (UDA)		
Month	2017	2018
April	0	13
May	0	21
June	32	57
July	66	
August	66	
September	176	
October	249	
November	304	
December	354	
January	422	
February	468	
March	532	
April	585	
May	613	
June	670	

QUALITY

	Quantity	Base Number	Contract	AT	Region	England
% of FP17s for the same patient ID Re-attending within 3 months - Children	0	23	0.0%	9.4%	11.6%	12.0%
% of FP17s for the same patient ID Re-attending within 3 months - Adults	8	55	14.5%	15.1%	15.9%	16.0%
% of FP17s for the same patient ID Re-attending between 3 & 9 months - Children	13	23	56.5%	59.5%	60.4%	58.0%
% of FP17s for the same patient ID Re-attending between 3 & 9 months - Adults	30	55	54.5%	51.8%	52.3%	50.9%
% of FP17s for Band 1 Urgent Courses	0	41	0.0%	9.5%	9.5%	9.1%
% of FP17s Relating to Free Repair or Replacements	0	41	0.0%	0.6%	0.7%	0.8%
% of FP17s Relating to Continuations	0	41	0.0%	1.0%	1.0%	1.1%
% of Patients satisfied with the dentistry they have received	2	2	N/A	90.8%	91.9%	91.7%
% of Patients satisfied with the time they had to wait for an appointment	2	2	N/A	87.8%	88.0%	88.0%

* This is based on patients treated on this contract for their most recent course of treatment. Figures in italics indicate the base number of FP17s or Patient Questionnaire responses are less than 100. N/A is shown where the base number of responses is less than 10 during the period. % is calculated as Quantity/Base number*100

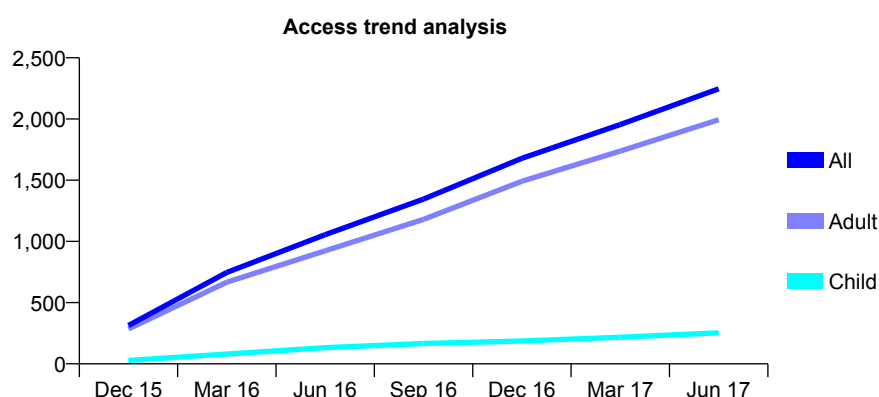
Q68 - Vital Signs At a Glance Contract Report for 610216/0001 - June 2017

Name or company name	MR R HASSANI
Contract type name	GDS Contract
Purpose of contract	General
Contract start date	01/10/2015
Contract end date	

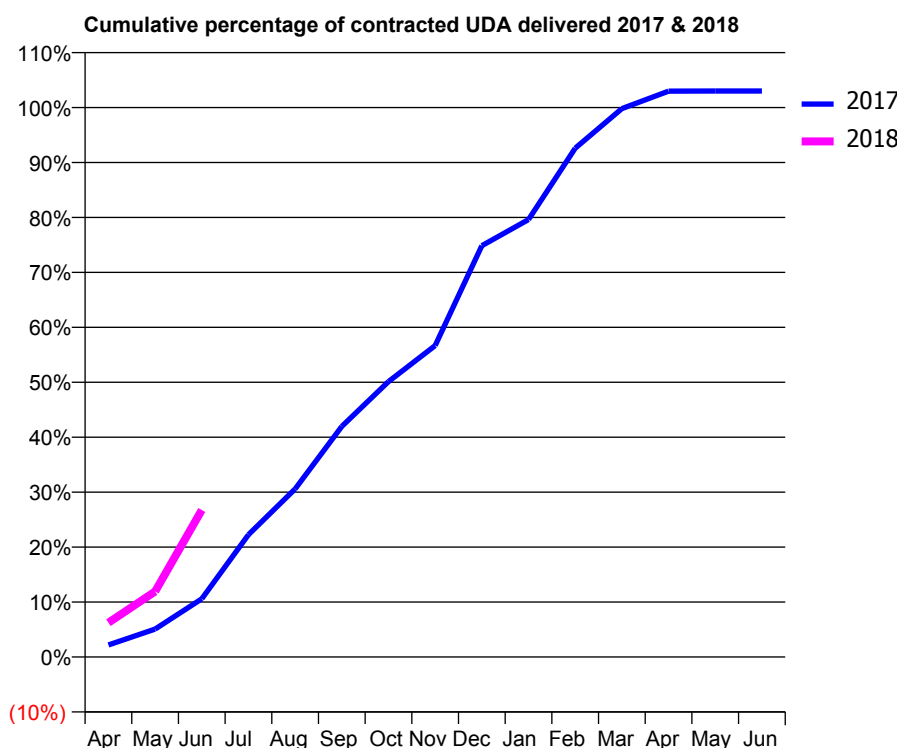
17/18 Contracted general activity (UDA)	5,148
Carry forward general activity (UDA)	0
17/18 Contracted orthodontic activity (UOA)	0
Carry forward orthodontic activity (UOA)	0
Baseline contract value	£106,519.48

ACCESS*

Patients seen in 24 months	Total	Change since previous quarter
Quarter ending June 2016	1,055	
Quarter ending September 2016	1,346	↑
Quarter ending December 2016	1,679	↑
Quarter ending March 2017	1,955	↑
Quarter ending June 2017	2,247	↑
Variance since June 2016	113.0%	↑



ACTIVITY



Adjusted Scheduled Activity (UDA)		
Month	2017	2018
April	113	321
May	262	614
June	545	1,378
July	1,146	
August	1,574	
September	2,161	
October	2,581	
November	2,918	
December	3,854	
January	4,098	
February	4,767	
March	5,138	
April	5,301	
May	5,302	
June	5,302	

QUALITY

	Quantity	Base Number	Contract	AT	Region	England
% of FP17s for the same patient ID Re-attending within 3 months - Children	2	103	1.9%	9.4%	11.6%	12.0%
% of FP17s for the same patient ID Re-attending within 3 months - Adults	10	479	2.1%	15.1%	15.9%	16.0%
% of FP17s for the same patient ID Re-attending between 3 & 9 months - Children	51	103	49.5%	59.5%	60.4%	58.0%
% of FP17s for the same patient ID Re-attending between 3 & 9 months - Adults	198	479	41.3%	51.8%	52.3%	50.9%
% of FP17s for Band 1 Urgent Courses	9	516	1.7%	9.5%	9.5%	9.1%
% of FP17s Relating to Free Repair or Replacements	0	516	0.0%	0.6%	0.7%	0.8%
% of FP17s Relating to Continuations	0	516	0.0%	1.0%	1.0%	1.1%
% of Patients satisfied with the dentistry they have received	2	2	N/A	90.8%	91.9%	91.7%
% of Patients satisfied with the time they had to wait for an appointment	2	2	N/A	87.8%	88.0%	88.0%

* This is based on patients treated on this contract for their most recent course of treatment. Figures in italics indicate the base number of FP17s or Patient Questionnaire responses are less than 100. N/A is shown where the base number of responses is less than 10 during the period. % is calculated as Quantity/Base number*100

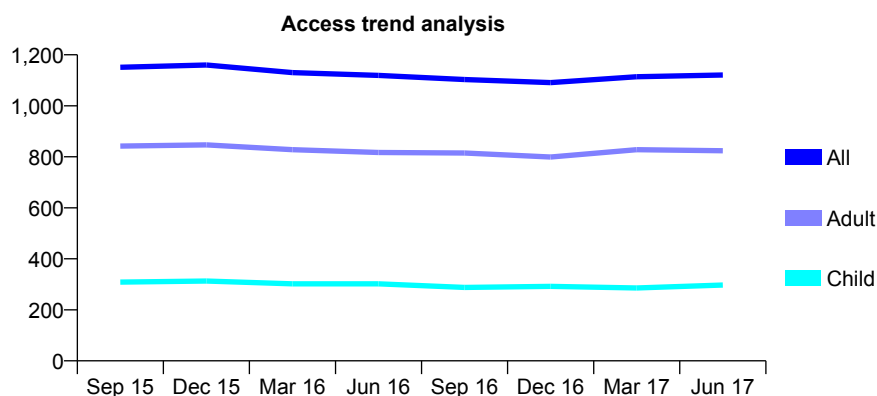
Q68 - Vital Signs At a Glance Contract Report for 616621/0001 - June 2017

Name or company name	MR A ARVANDI ROODSARI
Contract type name	GDS Contract
Purpose of contract	General
Contract start date	01/10/2011
Contract end date	

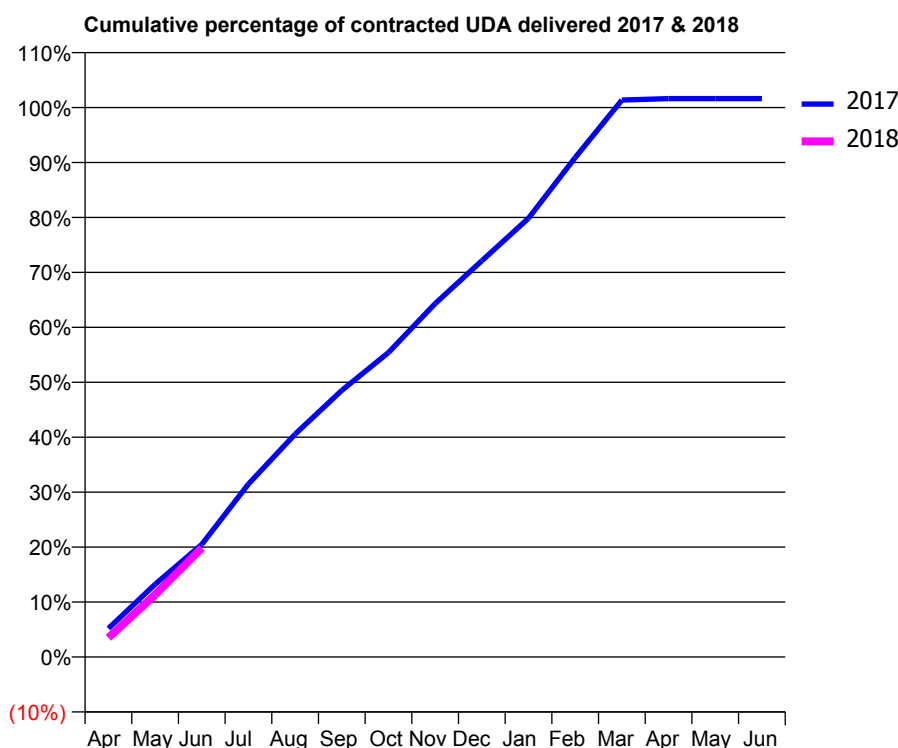
17/18 Contracted general activity (UDA)	2,737
Carry forward general activity (UDA)	0
17/18 Contracted orthodontic activity (UOA)	0
Carry forward orthodontic activity (UOA)	0
Baseline contract value	£77,845.88

ACCESS*

Patients seen in 24 months	Total	Change since previous quarter
Quarter ending June 2016	1,119	
Quarter ending September 2016	1,103	↓
Quarter ending December 2016	1,091	↓
Quarter ending March 2017	1,114	↑
Quarter ending June 2017	1,121	→
Variance since June 2016	0.2%	→



ACTIVITY



Adjusted Scheduled Activity (UDA)		
Month	2017	2018
April	143	96
May	362	311
June	561	544
July	862	
August	1,110	
September	1,328	
October	1,517	
November	1,761	
December	1,974	
January	2,185	
February	2,488	
March	2,774	
April	2,781	
May	2,781	
June	2,781	

QUALITY

	Quantity	Base Number	Contract	AT	Region	England
% of FP17s for the same patient ID Re-attending within 3 months - Children	6	117	5.1%	9.4%	11.6%	12.0%
% of FP17s for the same patient ID Re-attending within 3 months - Adults	18	228	7.9%	15.1%	15.9%	16.0%
% of FP17s for the same patient ID Re-attending between 3 & 9 months - Children	87	117	74.4%	59.5%	60.4%	58.0%
% of FP17s for the same patient ID Re-attending between 3 & 9 months - Adults	127	228	55.7%	51.8%	52.3%	50.9%
% of FP17s for Band 1 Urgent Courses	23	342	6.7%	9.5%	9.5%	9.1%
% of FP17s Relating to Free Repair or Replacements	0	342	0.0%	0.6%	0.7%	0.8%
% of FP17s Relating to Continuations	1	342	0.3%	1.0%	1.0%	1.1%
% of Patients satisfied with the dentistry they have received	4	4	N/A	90.8%	91.9%	91.7%
% of Patients satisfied with the time they had to wait for an appointment	4	4	N/A	87.8%	88.0%	88.0%

* This is based on patients treated on this contract for their most recent course of treatment. Figures in italics indicate the base number of FP17s or Patient Questionnaire responses are less than 100. N/A is shown where the base number of responses is less than 10 during the period. % is calculated as Quantity/Base number*100

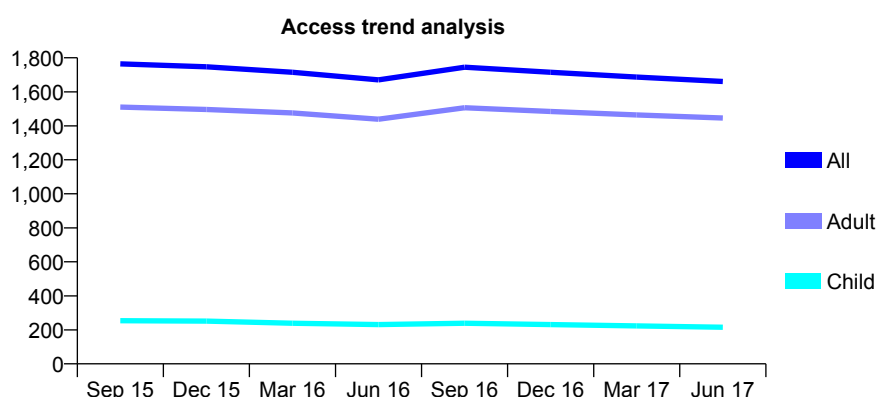
Q68 - Vital Signs At a Glance Contract Report for 622966/0003 - June 2017

Name or company name	MR RD MCLEOD
Contract type name	GDS Contract
Purpose of contract	General
Contract start date	05/03/2012
Contract end date	

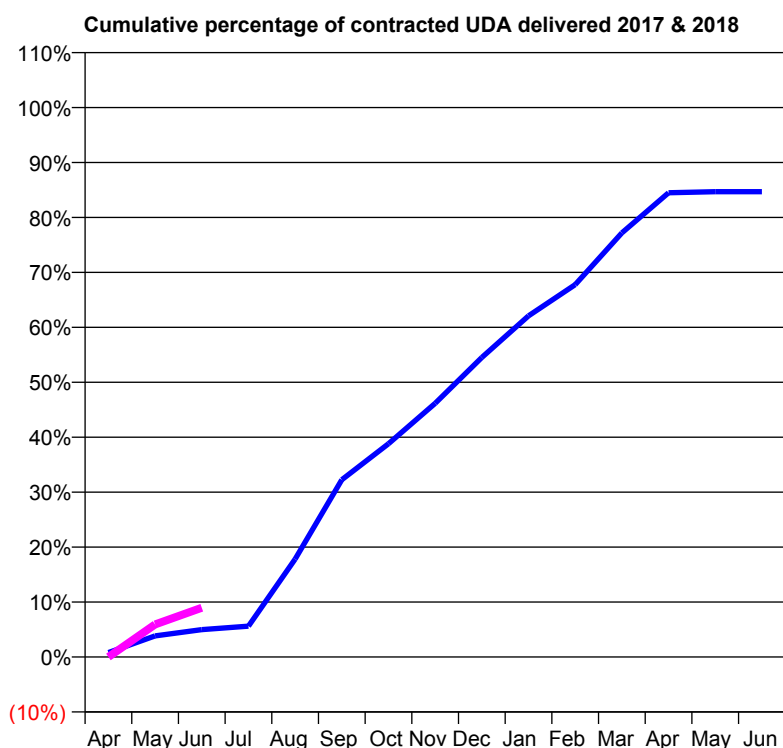
17/18 Contracted general activity (UDA)	5,766
Carry forward general activity (UDA)	0
17/18 Contracted orthodontic activity (UOA)	0
Carry forward orthodontic activity (UOA)	0
Baseline contract value	£145,655.54

ACCESS*

Patients seen in 24 months	Total	Change since previous quarter
Quarter ending June 2016	1,670	
Quarter ending September 2016	1,745	↑
Quarter ending December 2016	1,715	↓
Quarter ending March 2017	1,687	↓
Quarter ending June 2017	1,661	↓
Variance since June 2016	(0.5%)	→



ACTIVITY



Adjusted Scheduled Activity (UDA)		
Month	2017	2018
April	46	0
May	221	343
June	287	517
July	324	
August	1,028	
September	1,861	
October	2,238	
November	2,662	
December	3,143	
January	3,580	
February	3,908	
March	4,451	
April	4,871	
May	4,883	
June	4,883	

QUALITY

	Quantity	Base Number	Contract	AT	Region	England
% of FP17s for the same patient ID Re-attending within 3 months - Children	4	62	6.5%	9.4%	11.6%	12.0%
% of FP17s for the same patient ID Re-attending within 3 months - Adults	76	411	18.5%	15.1%	15.9%	16.0%
% of FP17s for the same patient ID Re-attending between 3 & 9 months - Children	35	62	56.5%	59.5%	60.4%	58.0%
% of FP17s for the same patient ID Re-attending between 3 & 9 months - Adults	232	411	56.4%	51.8%	52.3%	50.9%
% of FP17s for Band 1 Urgent Courses	40	277	14.4%	9.5%	9.5%	9.1%
% of FP17s Relating to Free Repair or Replacements	3	277	1.1%	0.6%	0.7%	0.8%
% of FP17s Relating to Continuations	2	277	0.7%	1.0%	1.0%	1.1%
% of Patients satisfied with the dentistry they have received	4	4	N/A	90.8%	91.9%	91.7%
% of Patients satisfied with the time they had to wait for an appointment	2	4	N/A	87.8%	88.0%	88.0%

* This is based on patients treated on this contract for their most recent course of treatment. Figures in italics indicate the base number of FP17s or Patient Questionnaire responses are less than 100. N/A is shown where the base number of responses is less than 10 during the period. % is calculated as Quantity/Base number*100

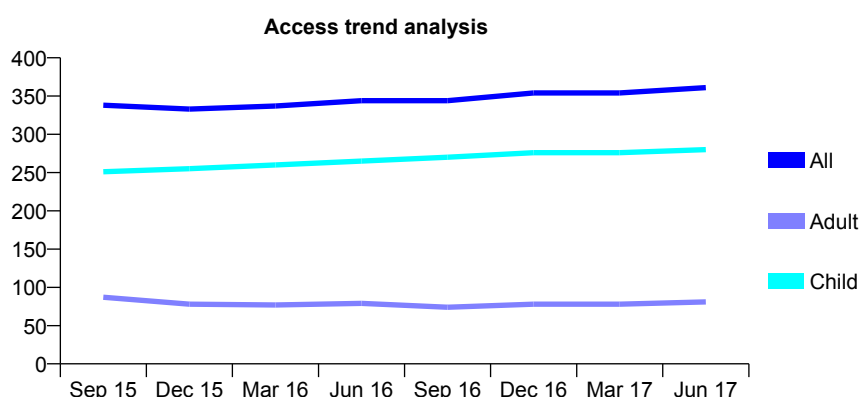
Q68 - Vital Signs At a Glance Contract Report for 629707/0001 - June 2017

Name or company name	MR SP KNIGHTS
Contract type name	GDS Contract
Purpose of contract	General
Contract start date	01/04/2006
Contract end date	

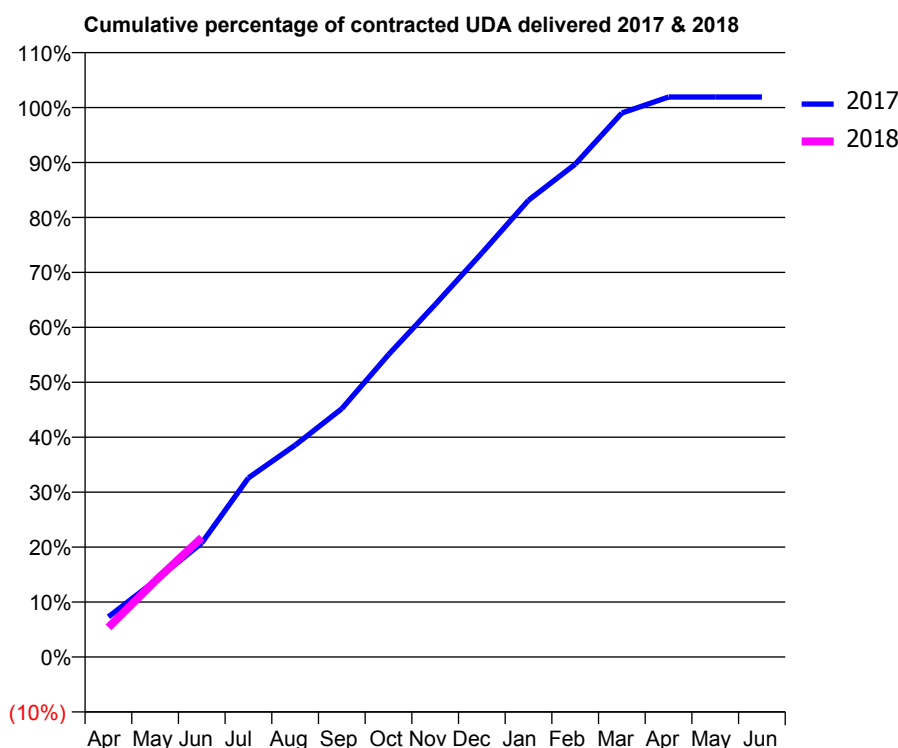
17/18 Contracted general activity (UDA)	1,140
Carry forward general activity (UDA)	0
17/18 Contracted orthodontic activity (UOA)	0
Carry forward orthodontic activity (UOA)	0
Baseline contract value	£37,688.18

ACCESS*

Patients seen in 24 months	Total	Change since previous quarter
Quarter ending June 2016	344	
Quarter ending September 2016	344	→
Quarter ending December 2016	354	↑
Quarter ending March 2017	354	→
Quarter ending June 2017	361	→
Variance since June 2016	4.9%	↑



ACTIVITY



Adjusted Scheduled Activity (UDA)		
Month	2017	2018
April	83	62
May	158	158
June	237	248
July	372	
August	439	
September	515	
October	627	
November	731	
December	838	
January	948	
February	1,022	
March	1,129	
April	1,162	
May	1,162	
June	1,162	

QUALITY

	Quantity	Base Number	Contract	AT	Region	England
% of FP17s for the same patient ID Re-attending within 3 months - Children	5	112	4.5%	9.4%	11.6%	12.0%
% of FP17s for the same patient ID Re-attending within 3 months - Adults	4	19	21.1%	15.1%	15.9%	16.0%
% of FP17s for the same patient ID Re-attending between 3 & 9 months - Children	86	112	76.8%	59.5%	60.4%	58.0%
% of FP17s for the same patient ID Re-attending between 3 & 9 months - Adults	7	19	36.8%	51.8%	52.3%	50.9%
% of FP17s for Band 1 Urgent Courses	4	114	3.5%	9.5%	9.5%	9.1%
% of FP17s Relating to Free Repair or Replacements	0	114	0.0%	0.6%	0.7%	0.8%
% of FP17s Relating to Continuations	0	114	0.0%	1.0%	1.0%	1.1%
% of Patients satisfied with the dentistry they have received	0	0	N/A	90.8%	91.9%	91.7%
% of Patients satisfied with the time they had to wait for an appointment	0	0	N/A	87.8%	88.0%	88.0%

* This is based on patients treated on this contract for their most recent course of treatment. Figures in italics indicate the base number of FP17s or Patient Questionnaire responses are less than 100. N/A is shown where the base number of responses is less than 10 during the period. % is calculated as Quantity/Base number*100

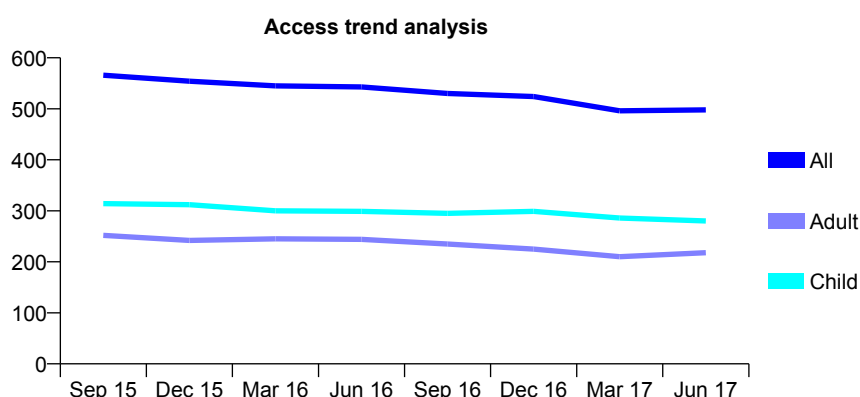
Q68 - Vital Signs At a Glance Contract Report for 629804/0001 - June 2017

Name or company name	MR MS WRIGHT
Contract type name	GDS Contract
Purpose of contract	General
Contract start date	01/04/2006
Contract end date	

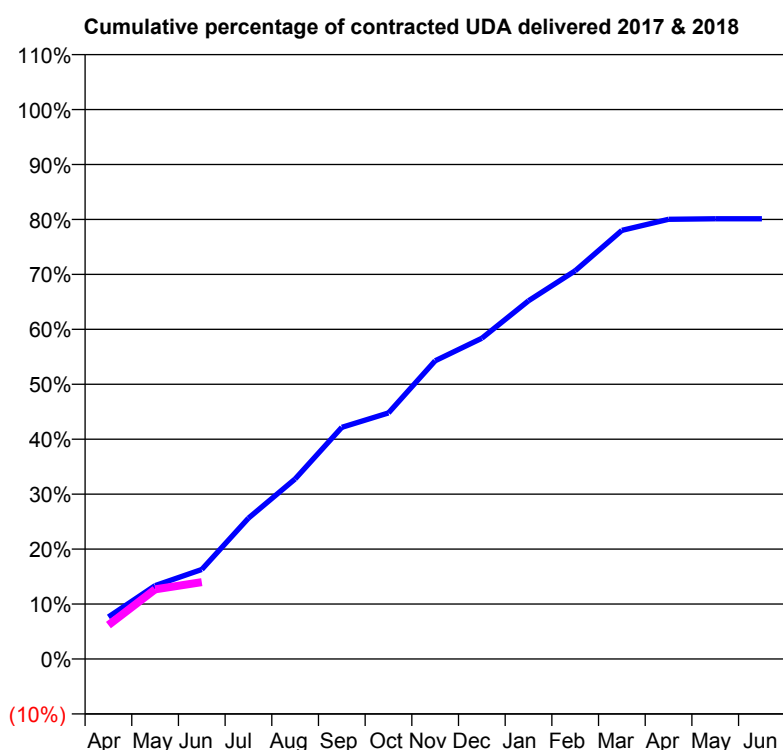
17/18 Contracted general activity (UDA)	1,300
Carry forward general activity (UDA)	0
17/18 Contracted orthodontic activity (UOA)	0
Carry forward orthodontic activity (UOA)	0
Baseline contract value	£32,856.57

ACCESS*

Patients seen in 24 months	Total	Change since previous quarter
Quarter ending June 2016	543	
Quarter ending September 2016	530	↓
Quarter ending December 2016	524	↓
Quarter ending March 2017	496	↓
Quarter ending June 2017	498	→
Variance since June 2016	(8.3%)	↓



ACTIVITY



Adjusted Scheduled Activity (UDA)		
Month	2017	2018
April	99	80
May	174	165
June	212	182
July	333	
August	426	
September	548	
October	582	
November	705	
December	759	
January	847	
February	919	
March	1,014	
April	1,040	
May	1,041	
June	1,041	

QUALITY

	Quantity	Base Number	Contract	AT	Region	England
% of FP17s for the same patient ID Re-attending within 3 months - Children	6	87	6.9%	9.4%	11.6%	12.0%
% of FP17s for the same patient ID Re-attending within 3 months - Adults	3	53	5.7%	15.1%	15.9%	16.0%
% of FP17s for the same patient ID Re-attending between 3 & 9 months - Children	62	87	71.3%	59.5%	60.4%	58.0%
% of FP17s for the same patient ID Re-attending between 3 & 9 months - Adults	29	53	54.7%	51.8%	52.3%	50.9%
% of FP17s for Band 1 Urgent Courses	4	121	3.3%	9.5%	9.5%	9.1%
% of FP17s Relating to Free Repair or Replacements	1	121	0.8%	0.6%	0.7%	0.8%
% of FP17s Relating to Continuations	0	121	0.0%	1.0%	1.0%	1.1%
% of Patients satisfied with the dentistry they have received	0	0	N/A	90.8%	91.9%	91.7%
% of Patients satisfied with the time they had to wait for an appointment	0	0	N/A	87.8%	88.0%	88.0%

* This is based on patients treated on this contract for their most recent course of treatment. Figures in italics indicate the base number of FP17s or Patient Questionnaire responses are less than 100. N/A is shown where the base number of responses is less than 10 during the period. % is calculated as Quantity/Base number*100

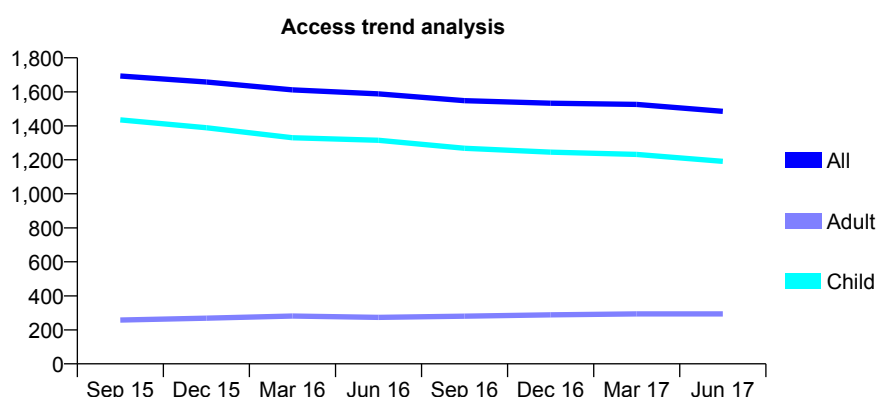
Q68 - Vital Signs At a Glance Contract Report for 630624/0001 - June 2017

Name or company name	MR RP MILNE
Contract type name	GDS Contract
Purpose of contract	General
Contract start date	01/04/2006
Contract end date	

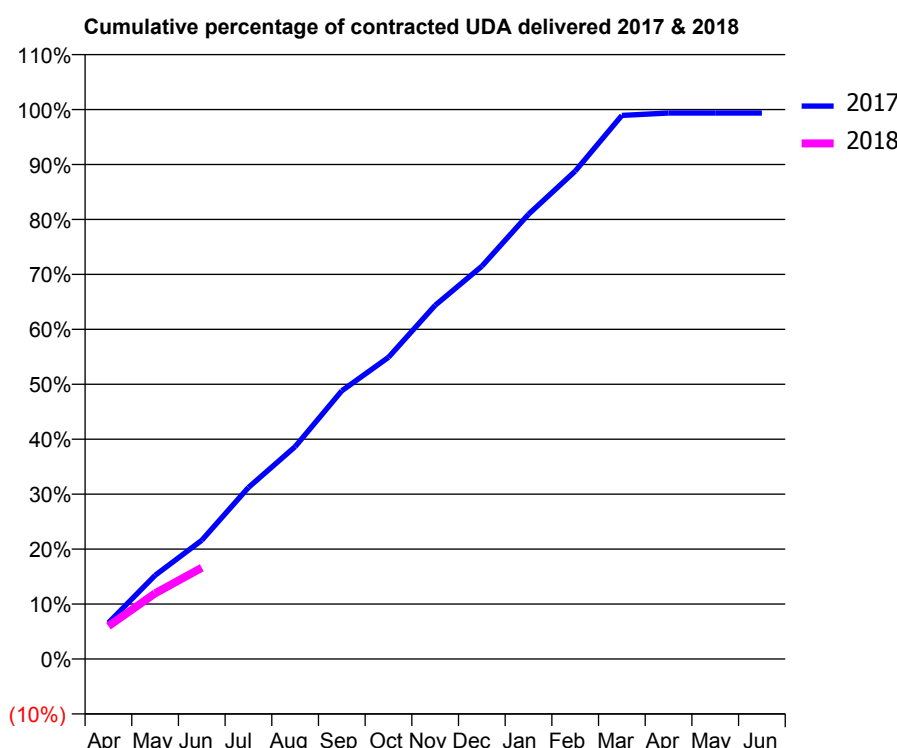
17/18 Contracted general activity (UDA)	2,700
Carry forward general activity (UDA)	0
17/18 Contracted orthodontic activity (UOA)	0
Carry forward orthodontic activity (UOA)	0
Baseline contract value	£67,031.70

ACCESS*

Patients seen in 24 months	Total	Change since previous quarter
Quarter ending June 2016	1,588	
Quarter ending September 2016	1,548	↓
Quarter ending December 2016	1,533	→
Quarter ending March 2017	1,526	→
Quarter ending June 2017	1,485	↓
Variance since June 2016	(6.5%)	↓



ACTIVITY



Adjusted Scheduled Activity (UDA)		
Month	2017	2018
April	178	161
May	411	323
June	583	448
July	843	
August	1,043	
September	1,318	
October	1,482	
November	1,738	
December	1,930	
January	2,185	
February	2,397	
March	2,671	
April	2,683	
May	2,683	
June	2,683	

QUALITY

	Quantity	Base Number	Contract	AT	Region	England
% of FP17s for the same patient ID Re-attending within 3 months - Children	13	353	3.7%	9.4%	11.6%	12.0%
% of FP17s for the same patient ID Re-attending within 3 months - Adults	1	32	3.1%	15.1%	15.9%	16.0%
% of FP17s for the same patient ID Re-attending between 3 & 9 months - Children	260	353	73.7%	59.5%	60.4%	58.0%
% of FP17s for the same patient ID Re-attending between 3 & 9 months - Adults	26	32	81.3%	51.8%	52.3%	50.9%
% of FP17s for Band 1 Urgent Courses	7	375	1.9%	9.5%	9.5%	9.1%
% of FP17s Relating to Free Repair or Replacements	0	375	0.0%	0.6%	0.7%	0.8%
% of FP17s Relating to Continuations	3	375	0.8%	1.0%	1.0%	1.1%
% of Patients satisfied with the dentistry they have received	3	3	N/A	90.8%	91.9%	91.7%
% of Patients satisfied with the time they had to wait for an appointment	3	3	N/A	87.8%	88.0%	88.0%

* This is based on patients treated on this contract for their most recent course of treatment. Figures in italics indicate the base number of FP17s or Patient Questionnaire responses are less than 100. N/A is shown where the base number of responses is less than 10 during the period. % is calculated as Quantity/Base number*100

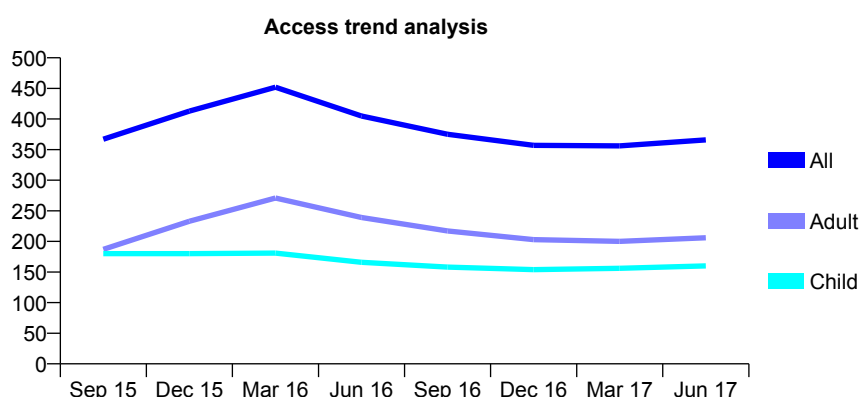
Q68 - Vital Signs At a Glance Contract Report for 634727/0001 - June 2017

Name or company name	MR RC SCOTT
Contract type name	GDS Contract
Purpose of contract	General
Contract start date	01/04/2006
Contract end date	

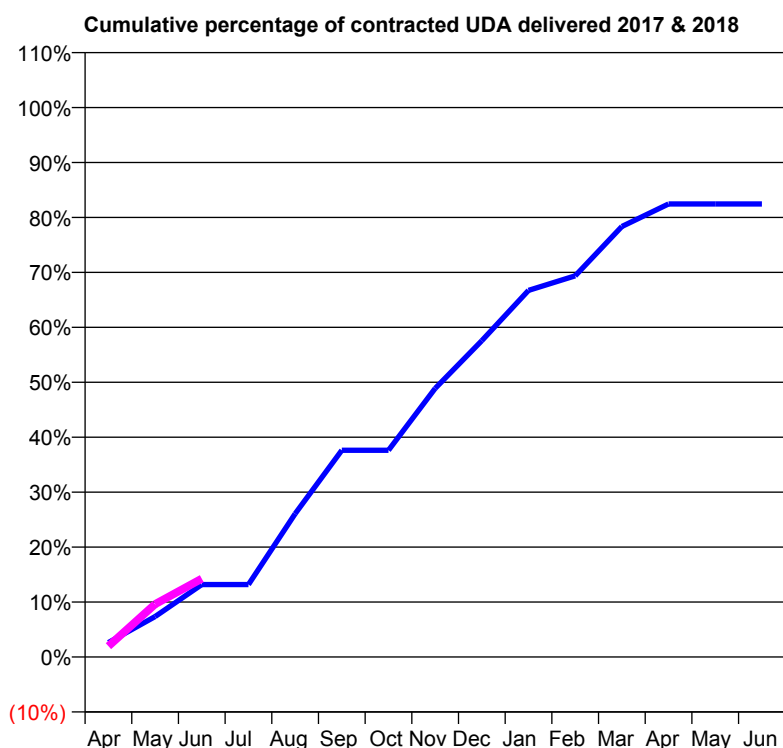
17/18 Contracted general activity (UDA)	911
Carry forward general activity (UDA)	0
17/18 Contracted orthodontic activity (UOA)	0
Carry forward orthodontic activity (UOA)	0
Baseline contract value	£21,446.15

ACCESS*

Patients seen in 24 months	Total	Change since previous quarter
Quarter ending June 2016	405	
Quarter ending September 2016	375	↓
Quarter ending December 2016	357	↓
Quarter ending March 2017	356	→
Quarter ending June 2017	366	↑
Variance since June 2016	(9.6%)	↓



ACTIVITY



Adjusted Scheduled Activity (UDA)		
Month	2017	2018
April	24	18
May	67	88
June	120	130
July	120	
August	238	
September	343	
October	343	
November	445	
December	524	
January	608	
February	632	
March	714	
April	751	
May	751	
June	751	

QUALITY

	Quantity	Base Number	Contract	AT	Region	England
% of FP17s for the same patient ID Re-attending within 3 months - Children	2	53	3.8%	9.4%	11.6%	12.0%
% of FP17s for the same patient ID Re-attending within 3 months - Adults	2	51	3.9%	15.1%	15.9%	16.0%
% of FP17s for the same patient ID Re-attending between 3 & 9 months - Children	29	53	54.7%	59.5%	60.4%	58.0%
% of FP17s for the same patient ID Re-attending between 3 & 9 months - Adults	22	51	43.1%	51.8%	52.3%	50.9%
% of FP17s for Band 1 Urgent Courses	4	83	4.8%	9.5%	9.5%	9.1%
% of FP17s Relating to Free Repair or Replacements	0	83	0.0%	0.6%	0.7%	0.8%
% of FP17s Relating to Continuations	1	83	1.2%	1.0%	1.0%	1.1%
% of Patients satisfied with the dentistry they have received	0	0	N/A	90.8%	91.9%	91.7%
% of Patients satisfied with the time they had to wait for an appointment	0	0	N/A	87.8%	88.0%	88.0%

* This is based on patients treated on this contract for their most recent course of treatment. Figures in italics indicate the base number of FP17s or Patient Questionnaire responses are less than 100. N/A is shown where the base number of responses is less than 10 during the period. % is calculated as Quantity/Base number*100

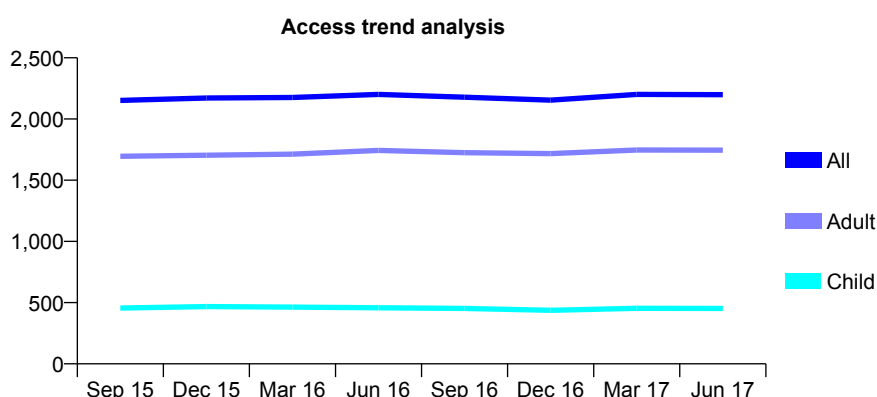
Q68 - Vital Signs At a Glance Contract Report for 635391/0001 - June 2017

Name or company name	MR DM GUTTERY
Contract type name	GDS Contract
Purpose of contract	General
Contract start date	01/04/2006
Contract end date	

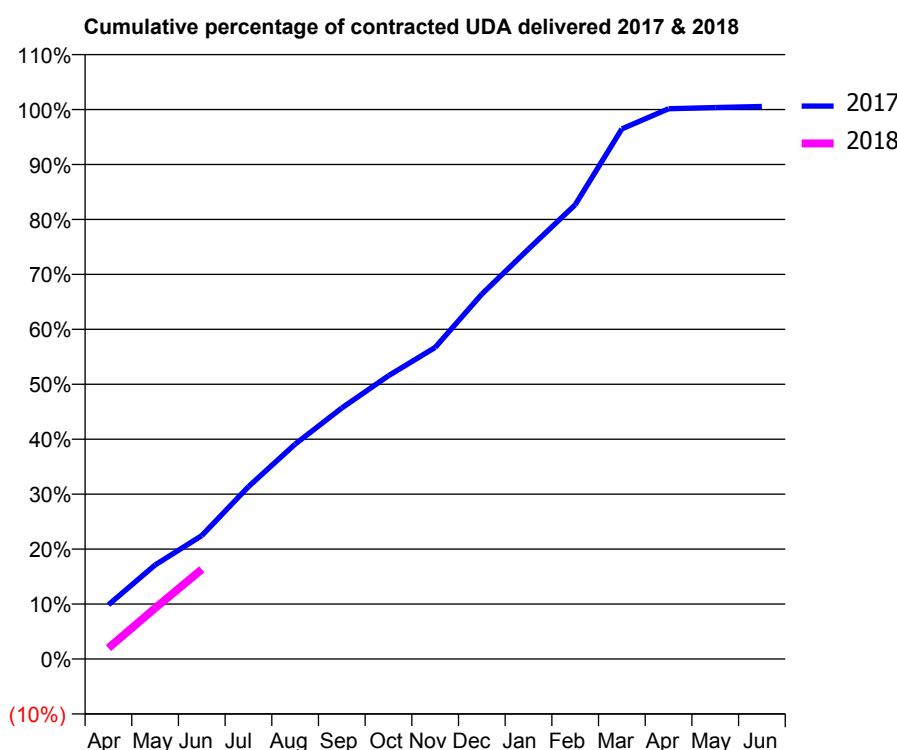
17/18 Contracted general activity (UDA)	6,185
Carry forward general activity (UDA)	0
17/18 Contracted orthodontic activity (UOA)	0
Carry forward orthodontic activity (UOA)	0
Baseline contract value	£179,284.83

ACCESS*

Patients seen in 24 months	Total	Change since previous quarter
Quarter ending June 2016	2,201	
Quarter ending September 2016	2,178	↓
Quarter ending December 2016	2,154	↓
Quarter ending March 2017	2,201	↑
Quarter ending June 2017	2,199	→
Variance since June 2016	(0.1%)	→



ACTIVITY



Adjusted Scheduled Activity (UDA)		
Month	2017	2018
April	609	124
May	1,059	573
June	1,389	1,009
July	1,940	
August	2,418	
September	2,826	
October	3,188	
November	3,507	
December	4,108	
January	4,614	
February	5,112	
March	5,967	
April	6,193	
May	6,206	
June	6,218	

QUALITY

	Quantity	Base Number	Contract	AT	Region	England
% of FP17s for the same patient ID Re-attending within 3 months - Children	12	140	8.6%	9.4%	11.6%	12.0%
% of FP17s for the same patient ID Re-attending within 3 months - Adults	93	581	16.0%	15.1%	15.9%	16.0%
% of FP17s for the same patient ID Re-attending between 3 & 9 months - Children	72	140	51.4%	59.5%	60.4%	58.0%
% of FP17s for the same patient ID Re-attending between 3 & 9 months - Adults	285	581	49.1%	51.8%	52.3%	50.9%
% of FP17s for Band 1 Urgent Courses	66	591	11.2%	9.5%	9.5%	9.1%
% of FP17s Relating to Free Repair or Replacements	4	591	0.7%	0.6%	0.7%	0.8%
% of FP17s Relating to Continuations	9	591	1.5%	1.0%	1.0%	1.1%
% of Patients satisfied with the dentistry they have received	8	8	N/A	90.8%	91.9%	91.7%
% of Patients satisfied with the time they had to wait for an appointment	5	8	N/A	87.8%	88.0%	88.0%

* This is based on patients treated on this contract for their most recent course of treatment. Figures in italics indicate the base number of FP17s or Patient Questionnaire responses are less than 100. N/A is shown where the base number of responses is less than 10 during the period. % is calculated as Quantity/Base number*100

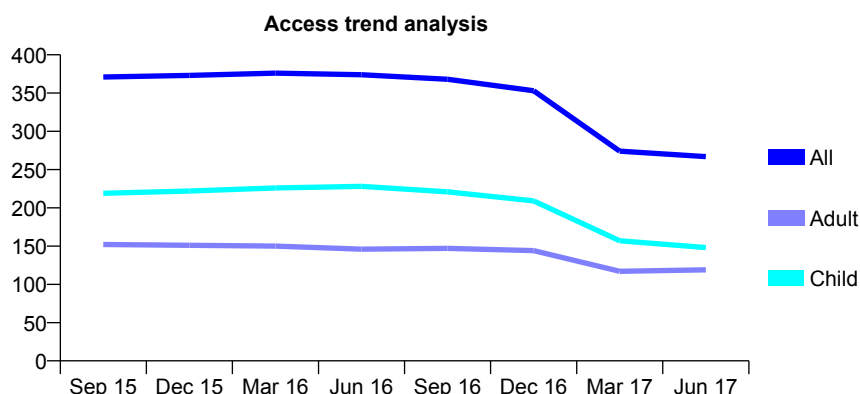
Q68 - Vital Signs At a Glance Contract Report for 636290/0001 - June 2017

Name or company name	Steyning Avenue Dental Practice
Contract type name	GDS Contract
Purpose of contract	General
Contract start date	01/04/2006
Contract end date	

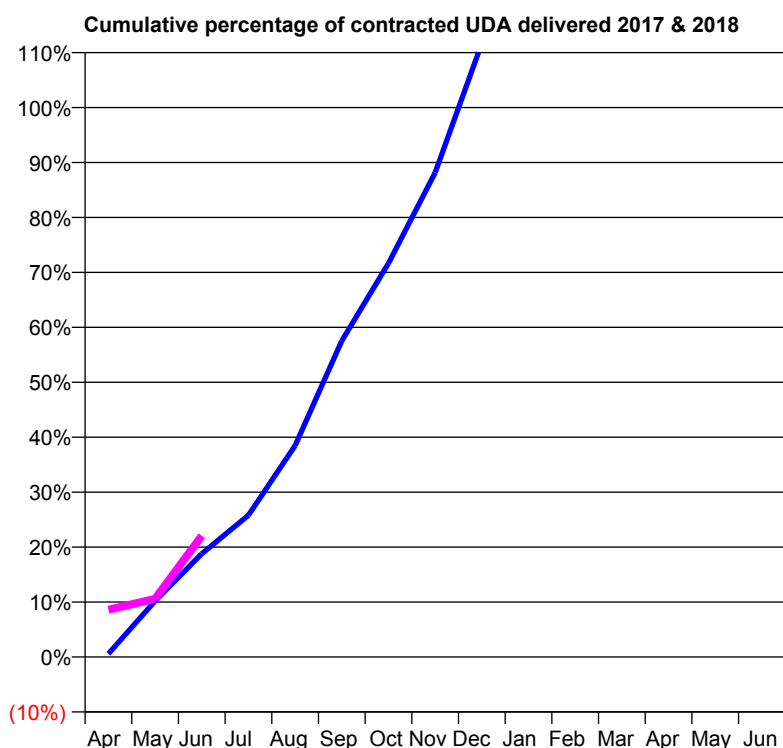
17/18 Contracted general activity (UDA)	500
Carry forward general activity (UDA)	0
17/18 Contracted orthodontic activity (UOA)	0
Carry forward orthodontic activity (UOA)	0
Baseline contract value	£11,177.26

ACCESS*

Patients seen in 24 months	Total	Change since previous quarter
Quarter ending June 2016	374	
Quarter ending September 2016	368	↓
Quarter ending December 2016	353	↓
Quarter ending March 2017	274	↓
Quarter ending June 2017	267	↓
Variance since June 2016	(28.6%)	↓



ACTIVITY



Adjusted Scheduled Activity (UDA)		
Month	2017	2018
April	3	43
May	51	53
June	94	110
July	129	
August	192	
September	288	
October	358	
November	441	
December	558	
January	558	
February	558	
March	558	
April	561	
May	562	
June	563	

QUALITY

	Quantity	Base Number	Contract	AT	Region	England
% of FP17s for the same patient ID Re-attending within 3 months - Children	0	45	0.0%	9.4%	11.6%	12.0%
% of FP17s for the same patient ID Re-attending within 3 months - Adults	1	24	4.2%	15.1%	15.9%	16.0%
% of FP17s for the same patient ID Re-attending between 3 & 9 months - Children	21	45	46.7%	59.5%	60.4%	58.0%
% of FP17s for the same patient ID Re-attending between 3 & 9 months - Adults	11	24	45.8%	51.8%	52.3%	50.9%
% of FP17s for Band 1 Urgent Courses	2	66	3.0%	9.5%	9.5%	9.1%
% of FP17s Relating to Free Repair or Replacements	0	66	0.0%	0.6%	0.7%	0.8%
% of FP17s Relating to Continuations	0	66	0.0%	1.0%	1.0%	1.1%
% of Patients satisfied with the dentistry they have received	0	0	N/A	90.8%	91.9%	91.7%
% of Patients satisfied with the time they had to wait for an appointment	0	0	N/A	87.8%	88.0%	88.0%

* This is based on patients treated on this contract for their most recent course of treatment. Figures in italics indicate the base number of FP17s or Patient Questionnaire responses are less than 100. N/A is shown where the base number of responses is less than 10 during the period. % is calculated as Quantity/Base number*100

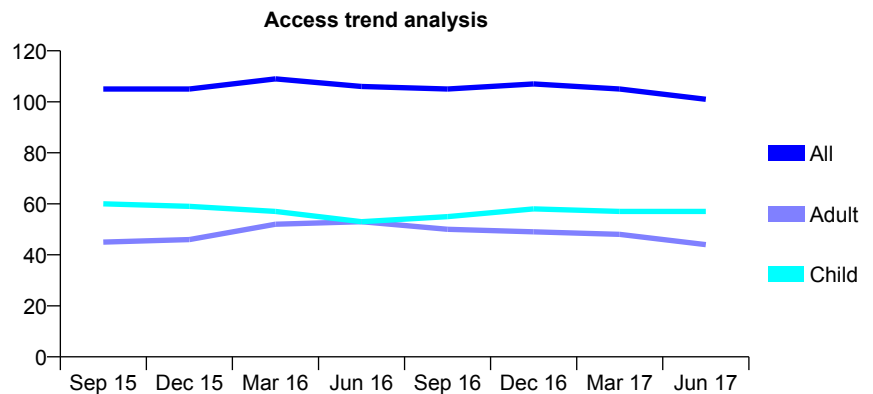
Q68 - Vital Signs At a Glance Contract Report for 638730/0001 - June 2017

Name or company name	MR DA RHODEN
Contract type name	GDS Contract
Purpose of contract	General
Contract start date	01/04/2006
Contract end date	

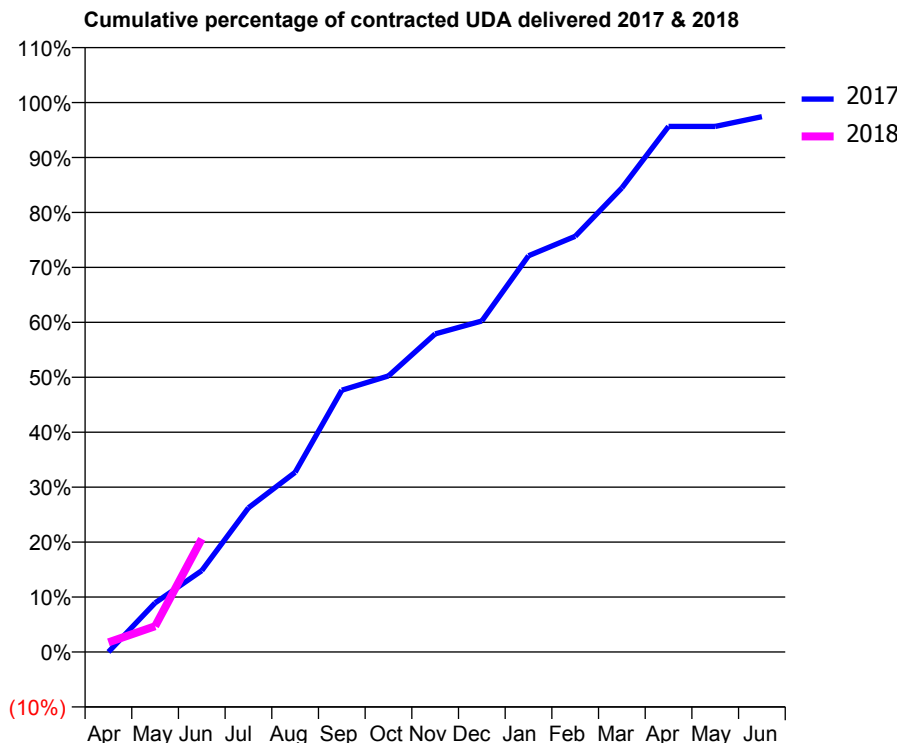
17/18 Contracted general activity (UDA)	170
Carry forward general activity (UDA)	0
17/18 Contracted orthodontic activity (UOA)	0
Carry forward orthodontic activity (UOA)	0
Baseline contract value	£3,861.75

ACCESS*

Patients seen in 24 months	Total	Change since previous quarter
Quarter ending June 2016	106	
Quarter ending September 2016	105	→
Quarter ending December 2016	107	→
Quarter ending March 2017	105	↓
Quarter ending June 2017	101	↓
Variance since June 2016	(4.7%)	↓



ACTIVITY



Adjusted Scheduled Activity (UDA)		
Month	2017	2018
April	0	3
May	15	8
June	25	35
July	45	
August	56	
September	81	
October	85	
November	98	
December	102	
January	123	
February	129	
March	144	
April	163	
May	163	
June	166	

QUALITY

	Quantity	Base Number	Contract	AT	Region	England
% of FP17s for the same patient ID Re-attending within 3 months - Children	1	27	3.7%	9.4%	11.6%	12.0%
% of FP17s for the same patient ID Re-attending within 3 months - Adults	2	13	15.4%	15.1%	15.9%	16.0%
% of FP17s for the same patient ID Re-attending between 3 & 9 months - Children	10	27	37.0%	59.5%	60.4%	58.0%
% of FP17s for the same patient ID Re-attending between 3 & 9 months - Adults	4	13	30.8%	51.8%	52.3%	50.9%
% of FP17s for Band 1 Urgent Courses	0	23	0.0%	9.5%	9.5%	9.1%
% of FP17s Relating to Free Repair or Replacements	0	23	0.0%	0.6%	0.7%	0.8%
% of FP17s Relating to Continuations	0	23	0.0%	1.0%	1.0%	1.1%
% of Patients satisfied with the dentistry they have received	0	0	N/A	90.8%	91.9%	91.7%
% of Patients satisfied with the time they had to wait for an appointment	0	0	N/A	87.8%	88.0%	88.0%

* This is based on patients treated on this contract for their most recent course of treatment. Figures in italics indicate the base number of FP17s or Patient Questionnaire responses are less than 100. N/A is shown where the base number of responses is less than 10 during the period. % is calculated as Quantity/Base number*100

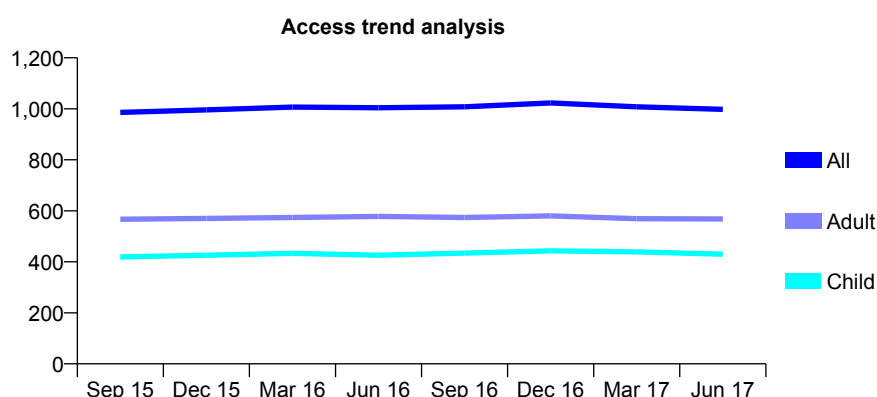
Q68 - Vital Signs At a Glance Contract Report for 643440/0001 - June 2017

Name or company name	MR KA GOWER
Contract type name	GDS Contract
Purpose of contract	General
Contract start date	01/04/2006
Contract end date	

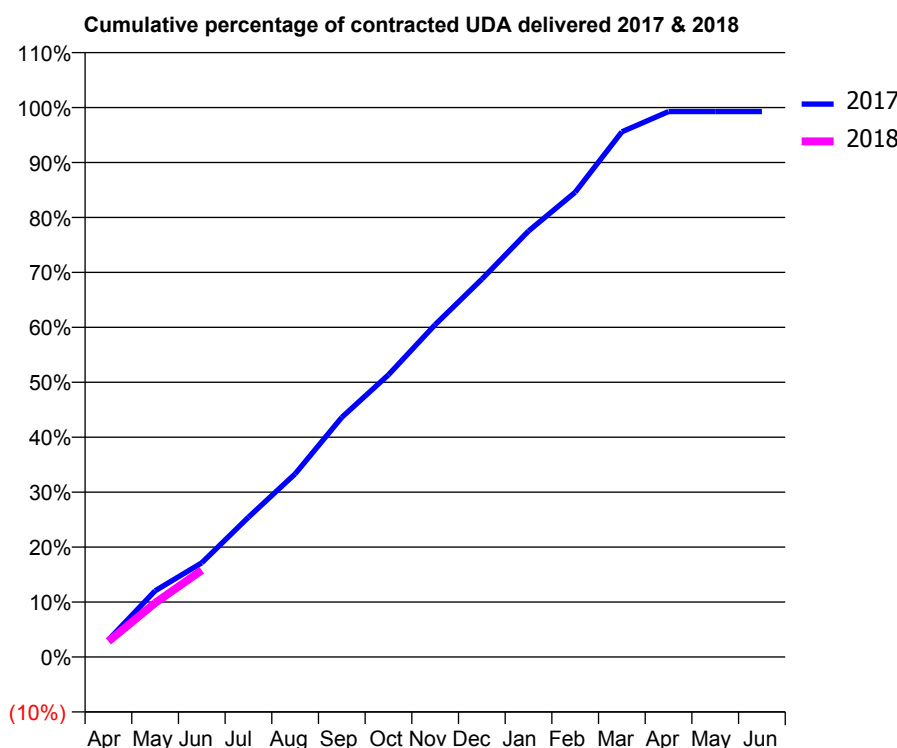
17/18 Contracted general activity (UDA)	2,240
Carry forward general activity (UDA)	0
17/18 Contracted orthodontic activity (UOA)	0
Carry forward orthodontic activity (UOA)	0
Baseline contract value	£49,785.52

ACCESS*

Patients seen in 24 months	Total	Change since previous quarter
Quarter ending June 2016	1,004	
Quarter ending September 2016	1,008	→
Quarter ending December 2016	1,023	→
Quarter ending March 2017	1,008	↓
Quarter ending June 2017	998	→
Variance since June 2016	(0.6%)	→



ACTIVITY



Adjusted Scheduled Activity (UDA)		
Month	2017	2018
April	70	64
May	270	221
June	384	354
July	570	
August	746	
September	977	
October	1,151	
November	1,355	
December	1,540	
January	1,736	
February	1,895	
March	2,141	
April	2,223	
May	2,223	
June	2,223	

QUALITY

	Quantity	Base Number	Contract	AT	Region	England
% of FP17s for the same patient ID Re-attending within 3 months - Children	8	164	4.9%	9.4%	11.6%	12.0%
% of FP17s for the same patient ID Re-attending within 3 months - Adults	17	157	10.8%	15.1%	15.9%	16.0%
% of FP17s for the same patient ID Re-attending between 3 & 9 months - Children	111	164	67.7%	59.5%	60.4%	58.0%
% of FP17s for the same patient ID Re-attending between 3 & 9 months - Adults	94	157	59.9%	51.8%	52.3%	50.9%
% of FP17s for Band 1 Urgent Courses	18	266	6.8%	9.5%	9.5%	9.1%
% of FP17s Relating to Free Repair or Replacements	1	266	0.4%	0.6%	0.7%	0.8%
% of FP17s Relating to Continuations	0	266	0.0%	1.0%	1.0%	1.1%
% of Patients satisfied with the dentistry they have received	3	3	N/A	90.8%	91.9%	91.7%
% of Patients satisfied with the time they had to wait for an appointment	3	3	N/A	87.8%	88.0%	88.0%

* This is based on patients treated on this contract for their most recent course of treatment. Figures in italics indicate the base number of FP17s or Patient Questionnaire responses are less than 100. N/A is shown where the base number of responses is less than 10 during the period. % is calculated as Quantity/Base number*100

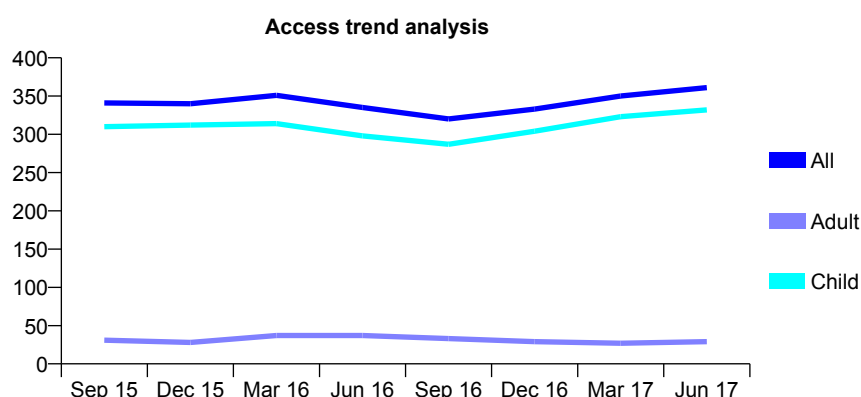
Q68 - Vital Signs At a Glance Contract Report for 644951/0001 - June 2017

Name or company name	MR NJ JULLIEN
Contract type name	GDS Contract
Purpose of contract	General
Contract start date	01/04/2006
Contract end date	

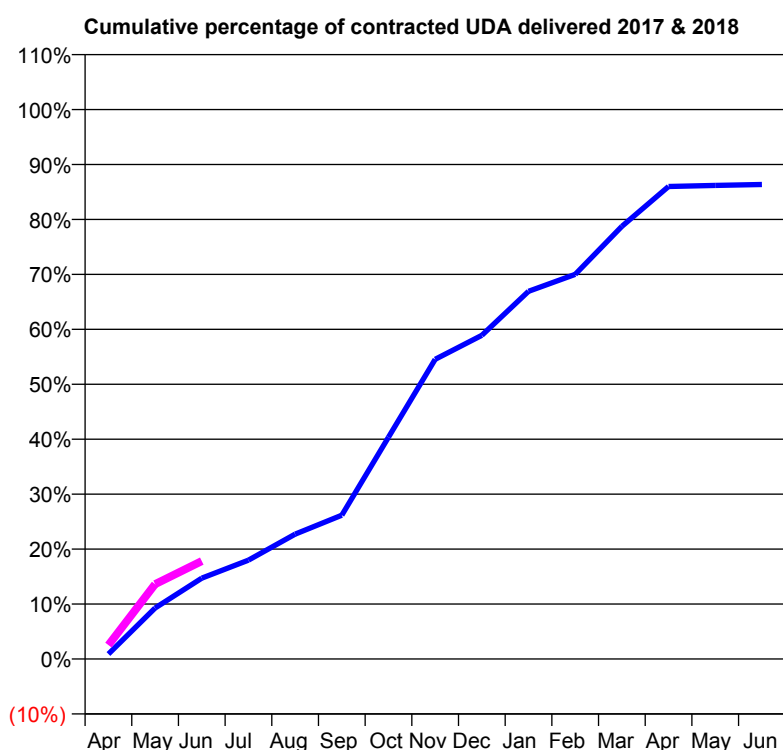
17/18 Contracted general activity (UDA)	550
Carry forward general activity (UDA)	0
17/18 Contracted orthodontic activity (UOA)	0
Carry forward orthodontic activity (UOA)	0
Baseline contract value	£12,224.13

ACCESS*

Patients seen in 24 months	Total	Change since previous quarter
Quarter ending June 2016	335	
Quarter ending September 2016	320	↓
Quarter ending December 2016	333	↑
Quarter ending March 2017	350	↑
Quarter ending June 2017	361	↑
Variance since June 2016	7.8%	↑



ACTIVITY



Adjusted Scheduled Activity (UDA)		
Month	2017	2018
April	5	14
May	51	75
June	81	98
July	99	
August	125	
September	144	
October	222	
November	300	
December	324	
January	368	
February	385	
March	433	
April	473	
May	474	
June	475	

QUALITY

	Quantity	Base Number	Contract	AT	Region	England
% of FP17s for the same patient ID Re-attending within 3 months - Children	2	110	1.8%	9.4%	11.6%	12.0%
% of FP17s for the same patient ID Re-attending within 3 months - Adults	0	0	N/A	15.1%	15.9%	16.0%
% of FP17s for the same patient ID Re-attending between 3 & 9 months - Children	56	110	50.9%	59.5%	60.4%	58.0%
% of FP17s for the same patient ID Re-attending between 3 & 9 months - Adults	0	0	N/A	51.8%	52.3%	50.9%
% of FP17s for Band 1 Urgent Courses	0	82	0.0%	9.5%	9.5%	9.1%
% of FP17s Relating to Free Repair or Replacements	0	82	0.0%	0.6%	0.7%	0.8%
% of FP17s Relating to Continuations	0	82	0.0%	1.0%	1.0%	1.1%
% of Patients satisfied with the dentistry they have received	0	0	N/A	90.8%	91.9%	91.7%
% of Patients satisfied with the time they had to wait for an appointment	0	0	N/A	87.8%	88.0%	88.0%

* This is based on patients treated on this contract for their most recent course of treatment. Figures in italics indicate the base number of FP17s or Patient Questionnaire responses are less than 100. N/A is shown where the base number of responses is less than 10 during the period. % is calculated as Quantity/Base number*100

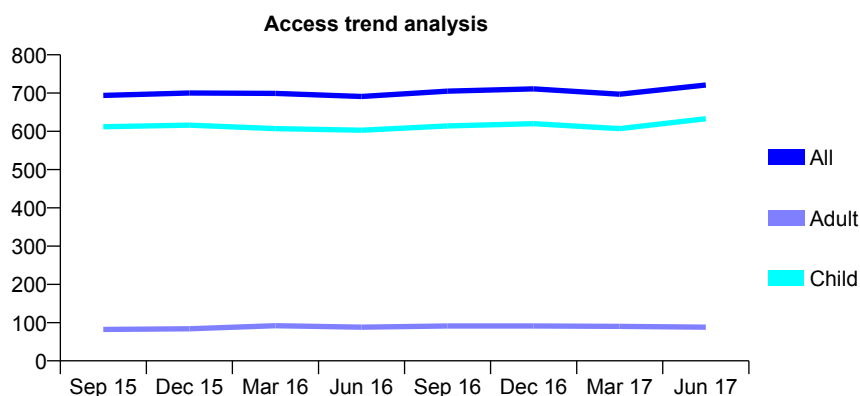
Q68 - Vital Signs At a Glance Contract Report for 649473/0001 - June 2017

Name or company name	MR AB DAVIDSON
Contract type name	GDS Contract
Purpose of contract	General
Contract start date	01/04/2006
Contract end date	

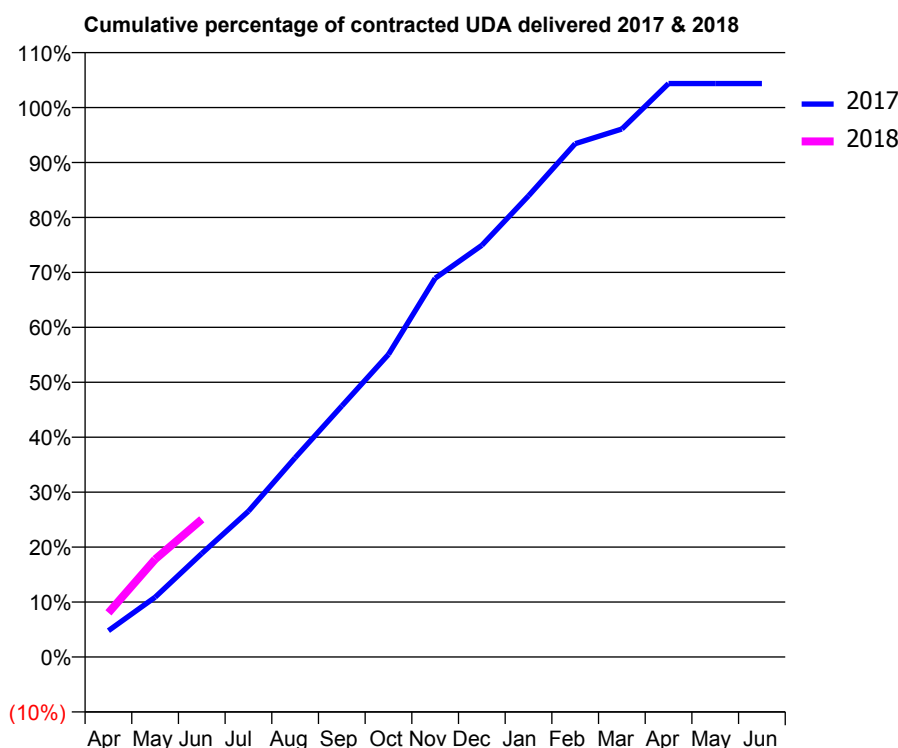
17/18 Contracted general activity (UDA)	1,200
Carry forward general activity (UDA)	0
17/18 Contracted orthodontic activity (UOA)	0
Carry forward orthodontic activity (UOA)	0
Baseline contract value	£30,183.61

ACCESS*

Patients seen in 24 months	Total	Change since previous quarter
Quarter ending June 2016	691	
Quarter ending September 2016	705	↑
Quarter ending December 2016	711	→
Quarter ending March 2017	697	↓
Quarter ending June 2017	721	↑
Variance since June 2016	4.3%	↑



ACTIVITY



Month	Adjusted Scheduled Activity (UDA)	
	2017	2018
April	57	97
May	131	213
June	226	301
July	318	
August	435	
September	548	
October	661	
November	827	
December	899	
January	1,007	
February	1,121	
March	1,153	
April	1,252	
May	1,252	
June	1,252	

QUALITY

	Quantity	Base Number	Contract	AT	Region	England
% of FP17s for the same patient ID Re-attending within 3 months - Children	13	298	4.4%	9.4%	11.6%	12.0%
% of FP17s for the same patient ID Re-attending within 3 months - Adults	0	3	0.0%	15.1%	15.9%	16.0%
% of FP17s for the same patient ID Re-attending between 3 & 9 months - Children	192	298	64.4%	59.5%	60.4%	58.0%
% of FP17s for the same patient ID Re-attending between 3 & 9 months - Adults	1	3	33.3%	51.8%	52.3%	50.9%
% of FP17s for Band 1 Urgent Courses	9	228	3.9%	9.5%	9.5%	9.1%
% of FP17s Relating to Free Repair or Replacements	0	228	0.0%	0.6%	0.7%	0.8%
% of FP17s Relating to Continuations	0	228	0.0%	1.0%	1.0%	1.1%
% of Patients satisfied with the dentistry they have received	0	0	N/A	90.8%	91.9%	91.7%
% of Patients satisfied with the time they had to wait for an appointment	0	0	N/A	87.8%	88.0%	88.0%

* This is based on patients treated on this contract for their most recent course of treatment. Figures in italics indicate the base number of FP17s or Patient Questionnaire responses are less than 100. N/A is shown where the base number of responses is less than 10 during the period. % is calculated as Quantity/Base number*100

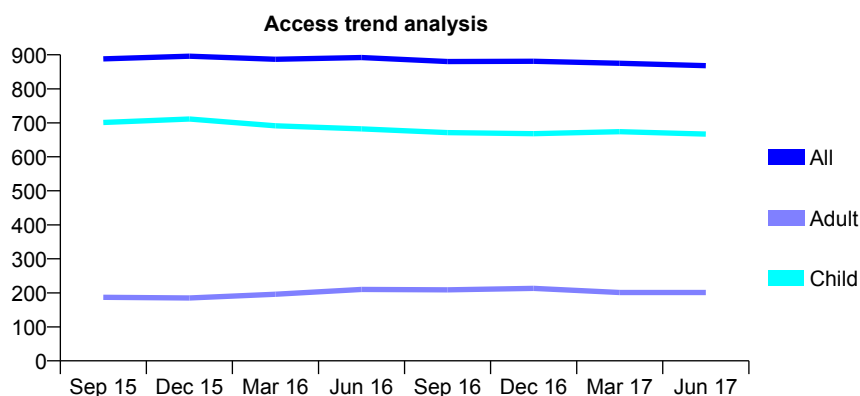
Q68 - Vital Signs At a Glance Contract Report for 649848/0001 - June 2017

Name or company name	MR MJ ANNALS
Contract type name	GDS Contract
Purpose of contract	General
Contract start date	01/04/2006
Contract end date	

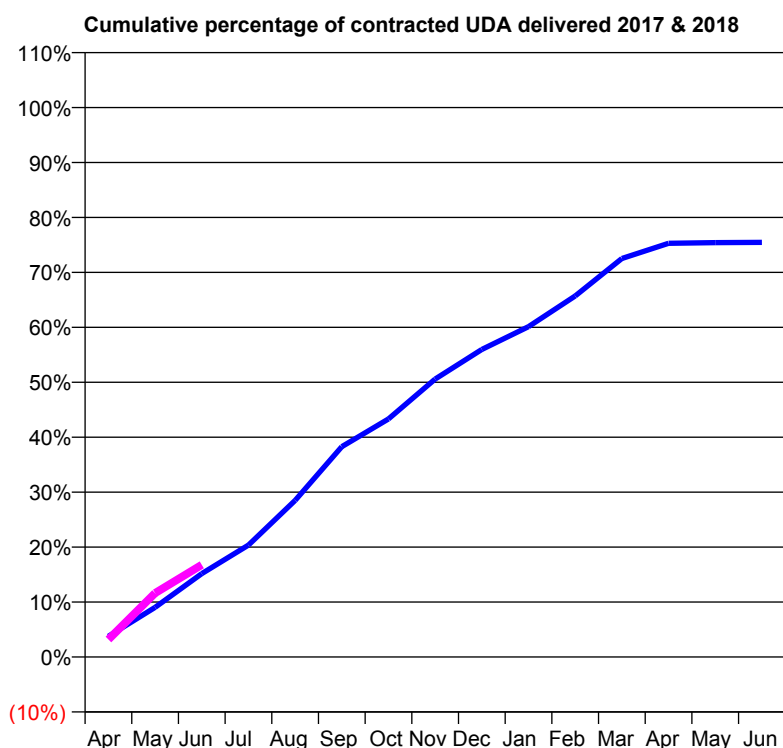
17/18 Contracted general activity (UDA)	2,100
Carry forward general activity (UDA)	0
17/18 Contracted orthodontic activity (UOA)	0
Carry forward orthodontic activity (UOA)	0
Baseline contract value	£50,915.13

ACCESS*

Patients seen in 24 months	Total	Change since previous quarter
Quarter ending June 2016	892	
Quarter ending September 2016	880	↓
Quarter ending December 2016	881	→
Quarter ending March 2017	875	→
Quarter ending June 2017	868	→
Variance since June 2016	(2.7%)	↓



ACTIVITY



Adjusted Scheduled Activity (UDA)		
Month	2017	2018
April	79	67
May	190	244
June	319	352
July	428	
August	599	
September	804	
October	910	
November	1,062	
December	1,175	
January	1,263	
February	1,380	
March	1,523	
April	1,581	
May	1,584	
June	1,585	

QUALITY

	Quantity	Base Number	Contract	AT	Region	England
% of FP17s for the same patient ID Re-attending within 3 months - Children	10	261	3.8%	9.4%	11.6%	12.0%
% of FP17s for the same patient ID Re-attending within 3 months - Adults	0	38	0.0%	15.1%	15.9%	16.0%
% of FP17s for the same patient ID Re-attending between 3 & 9 months - Children	190	261	72.8%	59.5%	60.4%	58.0%
% of FP17s for the same patient ID Re-attending between 3 & 9 months - Adults	28	38	73.7%	51.8%	52.3%	50.9%
% of FP17s for Band 1 Urgent Courses	1	247	0.4%	9.5%	9.5%	9.1%
% of FP17s Relating to Free Repair or Replacements	0	247	0.0%	0.6%	0.7%	0.8%
% of FP17s Relating to Continuations	0	247	0.0%	1.0%	1.0%	1.1%
% of Patients satisfied with the dentistry they have received	1	1	N/A	90.8%	91.9%	91.7%
% of Patients satisfied with the time they had to wait for an appointment	1	1	N/A	87.8%	88.0%	88.0%

* This is based on patients treated on this contract for their most recent course of treatment. Figures in italics indicate the base number of FP17s or Patient Questionnaire responses are less than 100. N/A is shown where the base number of responses is less than 10 during the period. % is calculated as Quantity/Base number*100

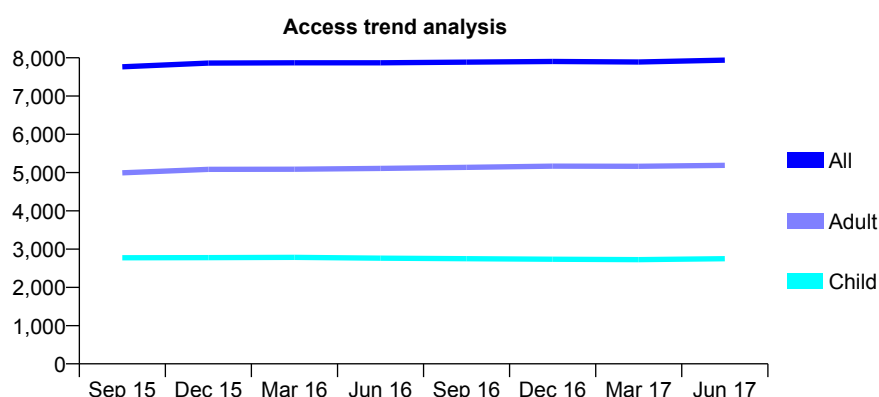
Q68 - Vital Signs At a Glance Contract Report for 653381/0001 - June 2017

Name or company name	MR SG QUELCH
Contract type name	GDS Contract
Purpose of contract	General
Contract start date	01/04/2006
Contract end date	

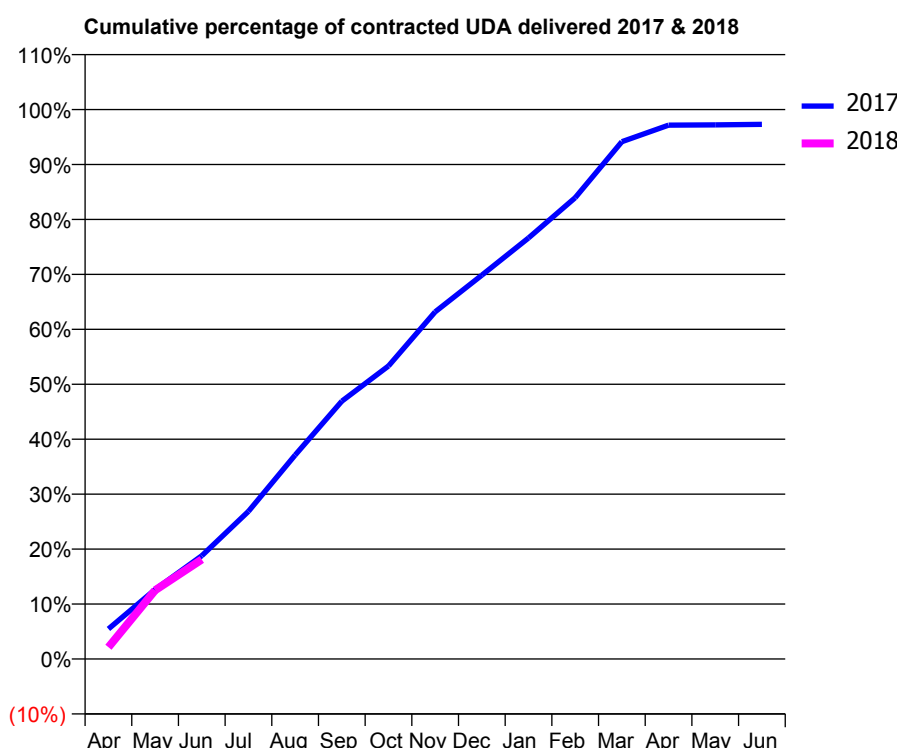
17/18 Contracted general activity (UDA)	17,527
Carry forward general activity (UDA)	0
17/18 Contracted orthodontic activity (UOA)	0
Carry forward orthodontic activity (UOA)	0
Baseline contract value	£543,172.04

ACCESS*

Patients seen in 24 months	Total	Change since previous quarter
Quarter ending June 2016	7,871	
Quarter ending September 2016	7,886	→
Quarter ending December 2016	7,904	→
Quarter ending March 2017	7,890	→
Quarter ending June 2017	7,938	→
Variance since June 2016	0.9%	→



ACTIVITY



Adjusted Scheduled Activity (UDA)		
Month	2017	2018
April	960	378
May	2,217	2,192
June	3,296	3,174
July	4,710	
August	6,505	
September	8,222	
October	9,348	
November	11,075	
December	12,242	
January	13,429	
February	14,715	
March	16,501	
April	17,028	
May	17,035	
June	17,054	

QUALITY

	Quantity	Base Number	Contract	AT	Region	England
% of FP17s for the same patient ID Re-attending within 3 months - Children	84	1,089	7.7%	9.4%	11.6%	12.0%
% of FP17s for the same patient ID Re-attending within 3 months - Adults	204	1,577	12.9%	15.1%	15.9%	16.0%
% of FP17s for the same patient ID Re-attending between 3 & 9 months - Children	785	1,089	72.1%	59.5%	60.4%	58.0%
% of FP17s for the same patient ID Re-attending between 3 & 9 months - Adults	884	1,577	56.1%	51.8%	52.3%	50.9%
% of FP17s for Band 1 Urgent Courses	141	2,071	6.8%	9.5%	9.5%	9.1%
% of FP17s Relating to Free Repair or Replacements	8	2,071	0.4%	0.6%	0.7%	0.8%
% of FP17s Relating to Continuations	7	2,071	0.3%	1.0%	1.0%	1.1%
% of Patients satisfied with the dentistry they have received	25	25	100.0%	90.8%	91.9%	91.7%
% of Patients satisfied with the time they had to wait for an appointment	21	25	84.0%	87.8%	88.0%	88.0%

* This is based on patients treated on this contract for their most recent course of treatment. Figures in italics indicate the base number of FP17s or Patient Questionnaire responses are less than 100. N/A is shown where the base number of responses is less than 10 during the period. % is calculated as Quantity/Base number*100

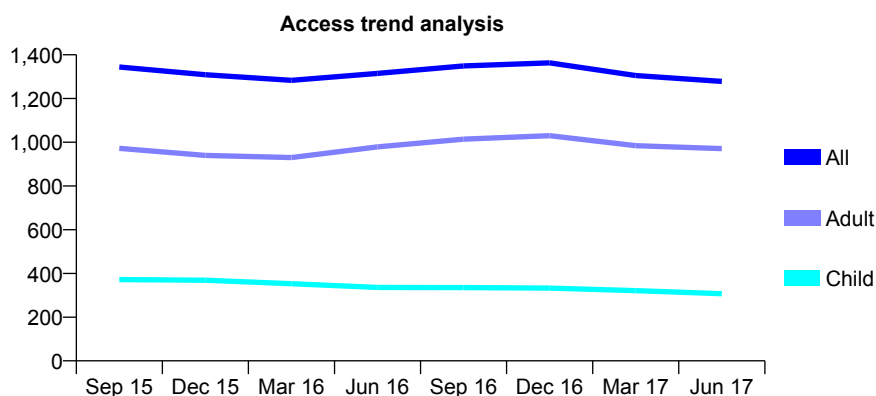
Q68 - Vital Signs At a Glance Contract Report for 657182/0001 - June 2017

Name or company name	Marine Parade Dental Practice
Contract type name	GDS Contract
Purpose of contract	General
Contract start date	01/04/2006
Contract end date	

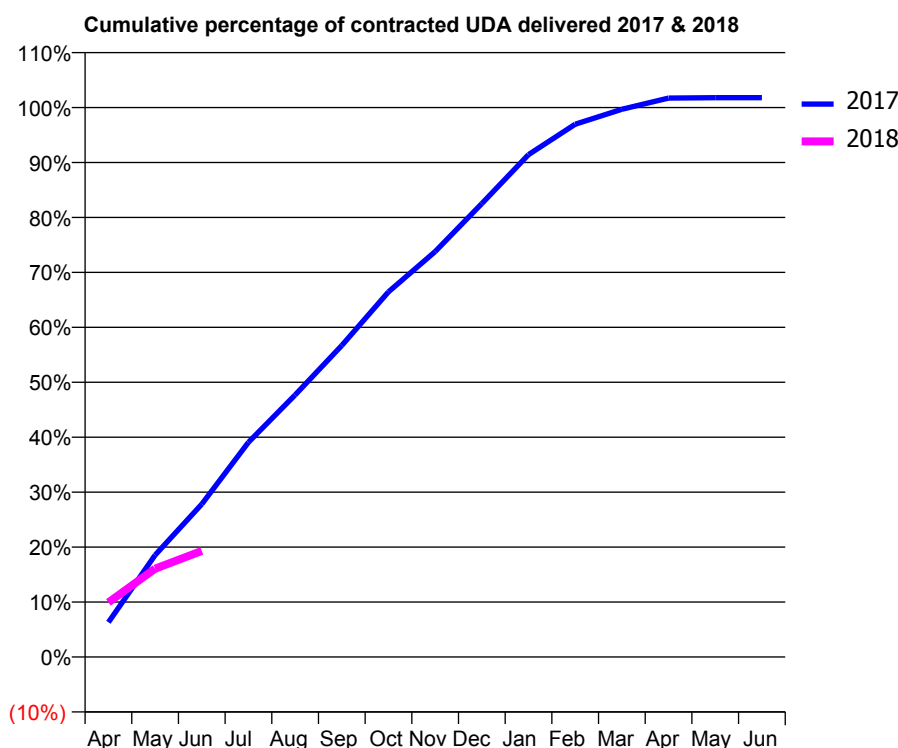
17/18 Contracted general activity (UDA)	4,000
Carry forward general activity (UDA)	0
17/18 Contracted orthodontic activity (UOA)	0
Carry forward orthodontic activity (UOA)	0
Baseline contract value	£113,515.44

ACCESS*

Patients seen in 24 months	Total	Change since previous quarter
Quarter ending June 2016	1,315	
Quarter ending September 2016	1,349	↑
Quarter ending December 2016	1,363	→
Quarter ending March 2017	1,305	↓
Quarter ending June 2017	1,278	↓
Variance since June 2016	(2.8%)	↓



ACTIVITY



Adjusted Scheduled Activity (UDA)		
Month	2017	2018
April	252	397
May	742	643
June	1,112	772
July	1,563	
August	1,908	
September	2,268	
October	2,658	
November	2,951	
December	3,300	
January	3,657	
February	3,879	
March	3,987	
April	4,069	
May	4,072	
June	4,072	

QUALITY

	Quantity	Base Number	Contract	AT	Region	England
% of FP17s for the same patient ID Re-attending within 3 months - Children	3	100	3.0%	9.4%	11.6%	12.0%
% of FP17s for the same patient ID Re-attending within 3 months - Adults	16	202	7.9%	15.1%	15.9%	16.0%
% of FP17s for the same patient ID Re-attending between 3 & 9 months - Children	73	100	73.0%	59.5%	60.4%	58.0%
% of FP17s for the same patient ID Re-attending between 3 & 9 months - Adults	86	202	42.6%	51.8%	52.3%	50.9%
% of FP17s for Band 1 Urgent Courses	19	263	7.2%	9.5%	9.5%	9.1%
% of FP17s Relating to Free Repair or Replacements	0	263	0.0%	0.6%	0.7%	0.8%
% of FP17s Relating to Continuations	4	263	1.5%	1.0%	1.0%	1.1%
% of Patients satisfied with the dentistry they have received	0	0	N/A	90.8%	91.9%	91.7%
% of Patients satisfied with the time they had to wait for an appointment	0	0	N/A	87.8%	88.0%	88.0%

* This is based on patients treated on this contract for their most recent course of treatment. Figures in italics indicate the base number of FP17s or Patient Questionnaire responses are less than 100. N/A is shown where the base number of responses is less than 10 during the period. % is calculated as Quantity/Base number*100

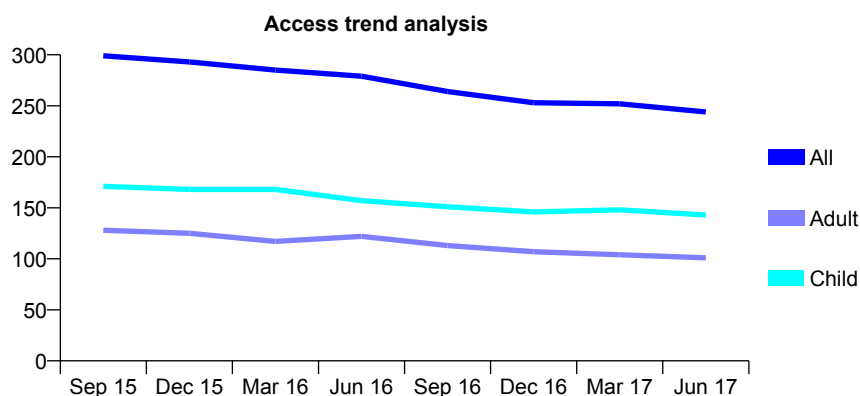
Q68 - Vital Signs At a Glance Contract Report for 657867/0002 - June 2017

Name or company name	MR L VAN ROOY
Contract type name	GDS Contract
Purpose of contract	General
Contract start date	01/07/2006
Contract end date	

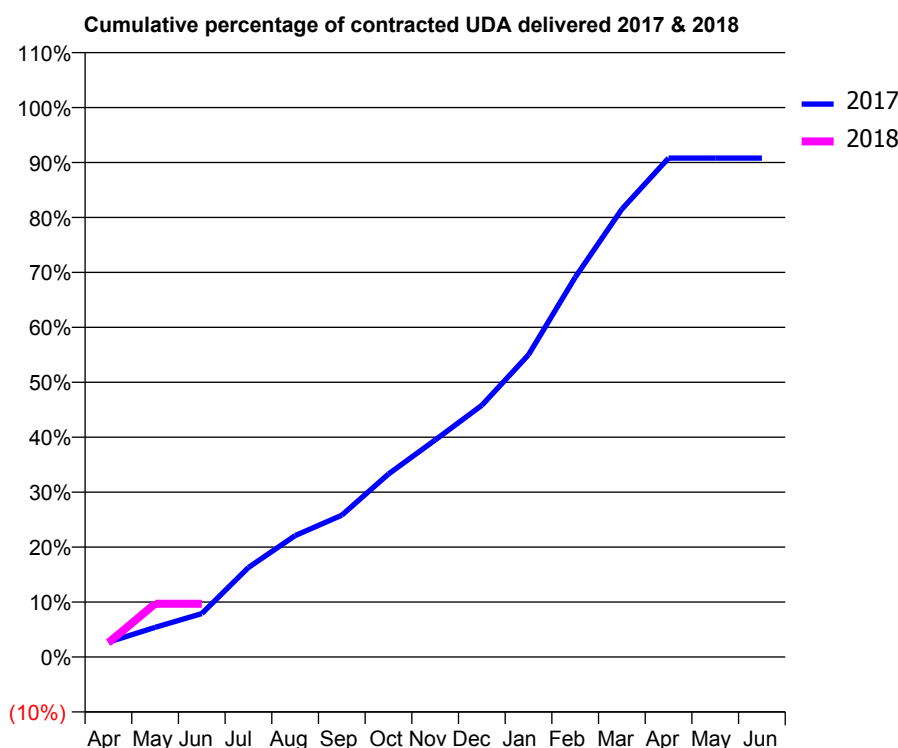
17/18 Contracted general activity (UDA)	1,000
Carry forward general activity (UDA)	0
17/18 Contracted orthodontic activity (UOA)	0
Carry forward orthodontic activity (UOA)	0
Baseline contract value	£28,721.42

ACCESS*

Patients seen in 24 months	Total	Change since previous quarter
Quarter ending June 2016	279	
Quarter ending September 2016	264	↓
Quarter ending December 2016	253	↓
Quarter ending March 2017	252	→
Quarter ending June 2017	244	↓
Variance since June 2016	(12.5%)	↓



ACTIVITY



Adjusted Scheduled Activity (UDA)		
Month	2017	2018
April	27	26
May	54	97
June	79	97
July	163	
August	221	
September	258	
October	333	
November	395	
December	458	
January	550	
February	691	
March	815	
April	908	
May	908	
June	908	

QUALITY

	Quantity	Base Number	Contract	AT	Region	England
% of FP17s for the same patient ID Re-attending within 3 months - Children	1	22	4.5%	9.4%	11.6%	12.0%
% of FP17s for the same patient ID Re-attending within 3 months - Adults	5	17	29.4%	15.1%	15.9%	16.0%
% of FP17s for the same patient ID Re-attending between 3 & 9 months - Children	8	22	36.4%	59.5%	60.4%	58.0%
% of FP17s for the same patient ID Re-attending between 3 & 9 months - Adults	4	17	23.5%	51.8%	52.3%	50.9%
% of FP17s for Band 1 Urgent Courses	0	24	0.0%	9.5%	9.5%	9.1%
% of FP17s Relating to Free Repair or Replacements	0	24	0.0%	0.6%	0.7%	0.8%
% of FP17s Relating to Continuations	0	24	0.0%	1.0%	1.0%	1.1%
% of Patients satisfied with the dentistry they have received	1	1	N/A	90.8%	91.9%	91.7%
% of Patients satisfied with the time they had to wait for an appointment	1	1	N/A	87.8%	88.0%	88.0%

* This is based on patients treated on this contract for their most recent course of treatment. Figures in italics indicate the base number of FP17s or Patient Questionnaire responses are less than 100. N/A is shown where the base number of responses is less than 10 during the period. % is calculated as Quantity/Base number*100

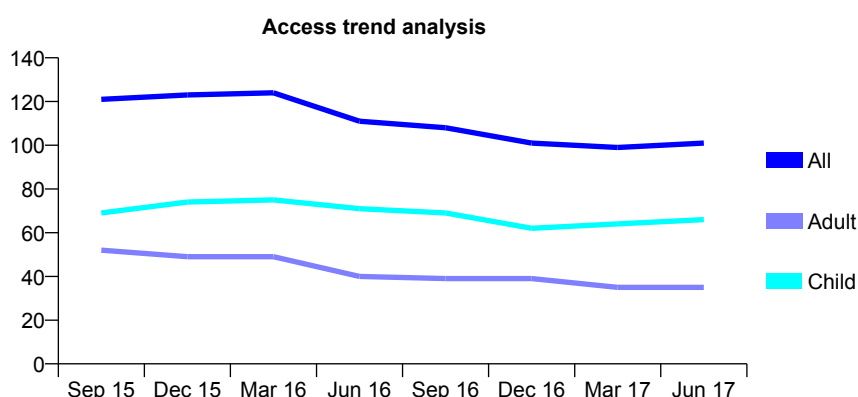
Q68 - Vital Signs At a Glance Contract Report for 661015/0001 - June 2017

Name or company name	MR S MAGNANI
Contract type name	GDS Contract
Purpose of contract	General
Contract start date	01/04/2007
Contract end date	

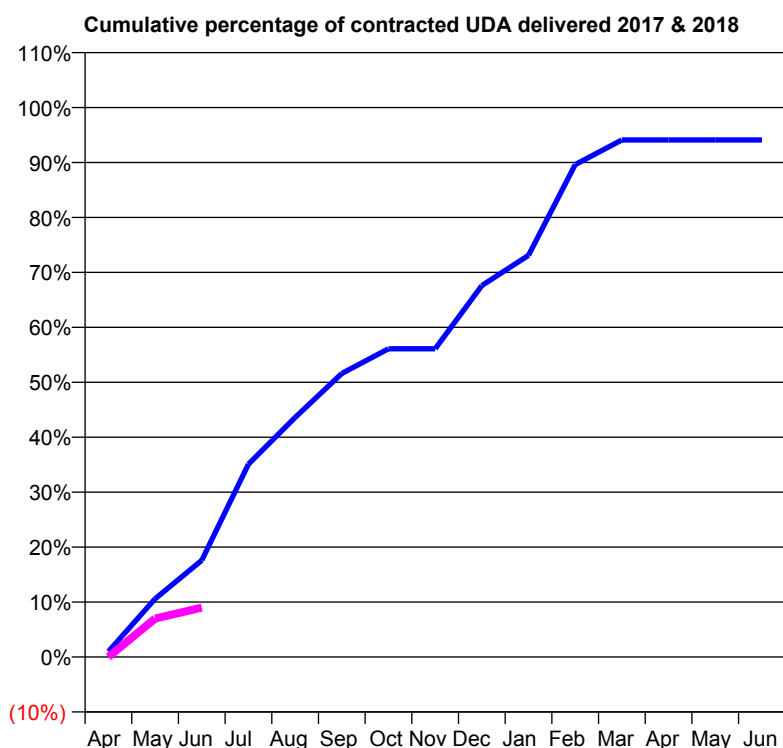
17/18 Contracted general activity (UDA)	200
Carry forward general activity (UDA)	0
17/18 Contracted orthodontic activity (UOA)	0
Carry forward orthodontic activity (UOA)	0
Baseline contract value	£5,447.09

ACCESS*

Patients seen in 24 months	Total	Change since previous quarter
Quarter ending June 2016	111	
Quarter ending September 2016	108	↓
Quarter ending December 2016	101	↓
Quarter ending March 2017	99	↓
Quarter ending June 2017	101	↑
Variance since June 2016	(9.0%)	↓



ACTIVITY



Adjusted Scheduled Activity (UDA)		
Month	2017	2018
April	2	0
May	21	14
June	35	18
July	70	
August	87	
September	103	
October	112	
November	112	
December	135	
January	146	
February	179	
March	188	
April	188	
May	188	
June	188	

QUALITY

	Quantity	Base Number	Contract	AT	Region	England
% of FP17s for the same patient ID Re-attending within 3 months - Children	0	12	0.0%	9.4%	11.6%	12.0%
% of FP17s for the same patient ID Re-attending within 3 months - Adults	0	4	0.0%	15.1%	15.9%	16.0%
% of FP17s for the same patient ID Re-attending between 3 & 9 months - Children	6	12	50.0%	59.5%	60.4%	58.0%
% of FP17s for the same patient ID Re-attending between 3 & 9 months - Adults	2	4	50.0%	51.8%	52.3%	50.9%
% of FP17s for Band 1 Urgent Courses	0	16	0.0%	9.5%	9.5%	9.1%
% of FP17s Relating to Free Repair or Replacements	0	16	0.0%	0.6%	0.7%	0.8%
% of FP17s Relating to Continuations	0	16	0.0%	1.0%	1.0%	1.1%
% of Patients satisfied with the dentistry they have received	0	0	N/A	90.8%	91.9%	91.7%
% of Patients satisfied with the time they had to wait for an appointment	0	0	N/A	87.8%	88.0%	88.0%

* This is based on patients treated on this contract for their most recent course of treatment. Figures in italics indicate the base number of FP17s or Patient Questionnaire responses are less than 100. N/A is shown where the base number of responses is less than 10 during the period. % is calculated as Quantity/Base number*100

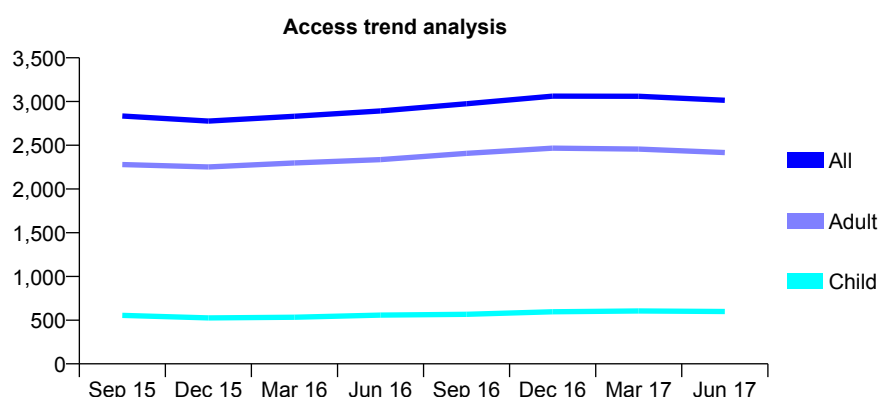
Q68 - Vital Signs At a Glance Contract Report for 673285/0001 - June 2017

Name or company name	MR S POULADI
Contract type name	GDS Contract
Purpose of contract	General
Contract start date	01/04/2006
Contract end date	

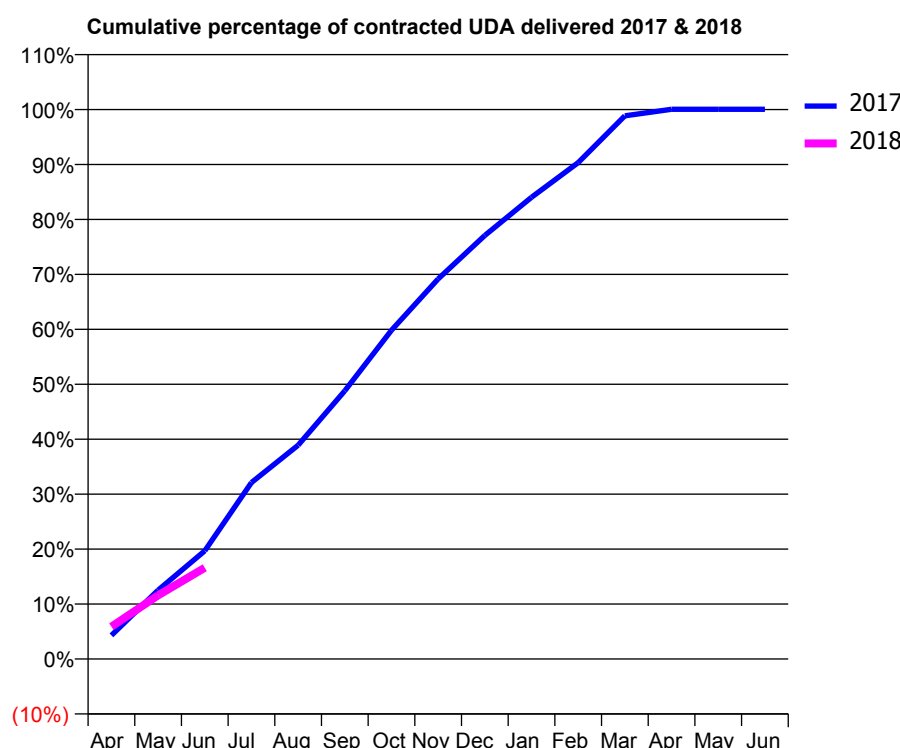
17/18 Contracted general activity (UDA)	10,380
Carry forward general activity (UDA)	0
17/18 Contracted orthodontic activity (UOA)	0
Carry forward orthodontic activity (UOA)	0
Baseline contract value	£259,816.82

ACCESS*

Patients seen in 24 months	Total	Change since previous quarter
Quarter ending June 2016	2,893	
Quarter ending September 2016	2,974	↑
Quarter ending December 2016	3,062	↑
Quarter ending March 2017	3,060	→
Quarter ending June 2017	3,015	↓
Variance since June 2016	4.2%	↑



ACTIVITY



Adjusted Scheduled Activity (UDA)		
Month	2017	2018
April	448	610
May	1,300	1,203
June	2,044	1,725
July	3,334	
August	4,039	
September	5,068	
October	6,210	
November	7,180	
December	8,001	
January	8,721	
February	9,377	
March	10,262	
April	10,383	
May	10,384	
June	10,384	

QUALITY

	Quantity	Base Number	Contract	AT	Region	England
% of FP17s for the same patient ID Re-attending within 3 months - Children	9	163	5.5%	9.4%	11.6%	12.0%
% of FP17s for the same patient ID Re-attending within 3 months - Adults	124	780	15.9%	15.1%	15.9%	16.0%
% of FP17s for the same patient ID Re-attending between 3 & 9 months - Children	103	163	63.2%	59.5%	60.4%	58.0%
% of FP17s for the same patient ID Re-attending between 3 & 9 months - Adults	529	780	67.8%	51.8%	52.3%	50.9%
% of FP17s for Band 1 Urgent Courses	46	854	5.4%	9.5%	9.5%	9.1%
% of FP17s Relating to Free Repair or Replacements	13	854	1.5%	0.6%	0.7%	0.8%
% of FP17s Relating to Continuations	13	854	1.5%	1.0%	1.0%	1.1%
% of Patients satisfied with the dentistry they have received	6	7	N/A	90.8%	91.9%	91.7%
% of Patients satisfied with the time they had to wait for an appointment	7	7	N/A	87.8%	88.0%	88.0%

* This is based on patients treated on this contract for their most recent course of treatment. Figures in italics indicate the base number of FP17s or Patient Questionnaire responses are less than 100. N/A is shown where the base number of responses is less than 10 during the period. % is calculated as Quantity/Base number*100

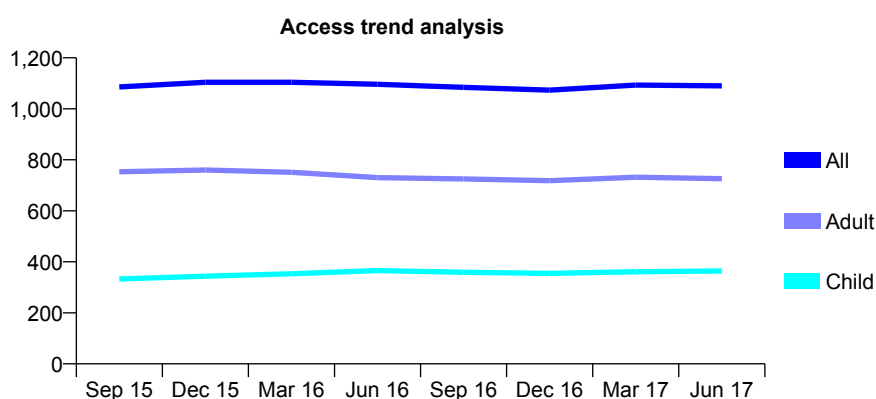
Q68 - Vital Signs At a Glance Contract Report for 673323/0001 - June 2017

Name or company name	MR F RAFATNIA
Contract type name	GDS Contract
Purpose of contract	General
Contract start date	01/03/2014
Contract end date	

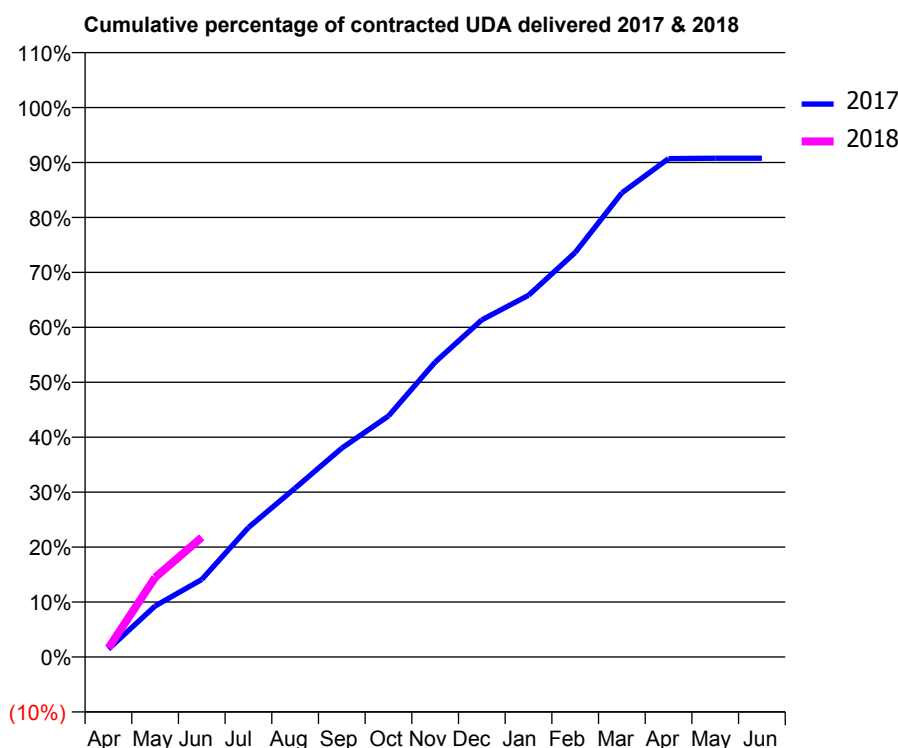
17/18 Contracted general activity (UDA)	3,771
Carry forward general activity (UDA)	0
17/18 Contracted orthodontic activity (UOA)	0
Carry forward orthodontic activity (UOA)	0
Baseline contract value	£81,971.06

ACCESS*

Patients seen in 24 months	Total	Change since previous quarter
Quarter ending June 2016	1,096	
Quarter ending September 2016	1,084	↓
Quarter ending December 2016	1,073	↓
Quarter ending March 2017	1,093	→
Quarter ending June 2017	1,090	→
Variance since June 2016	(0.5%)	→



ACTIVITY



Month	Adjusted Scheduled Activity (UDA)	
	2017	2018
April	54	62
May	350	546
June	532	822
July	889	
August	1,159	
September	1,434	
October	1,654	
November	2,024	
December	2,314	
January	2,482	
February	2,776	
March	3,185	
April	3,420	
May	3,423	
June	3,423	

QUALITY

	Quantity	Base Number	Contract	AT	Region	England
% of FP17s for the same patient ID Re-attending within 3 months - Children	13	157	8.3%	9.4%	11.6%	12.0%
% of FP17s for the same patient ID Re-attending within 3 months - Adults	40	281	14.2%	15.1%	15.9%	16.0%
% of FP17s for the same patient ID Re-attending between 3 & 9 months - Children	78	157	49.7%	59.5%	60.4%	58.0%
% of FP17s for the same patient ID Re-attending between 3 & 9 months - Adults	144	281	51.2%	51.8%	52.3%	50.9%
% of FP17s for Band 1 Urgent Courses	28	335	8.4%	9.5%	9.5%	9.1%
% of FP17s Relating to Free Repair or Replacements	0	335	0.0%	0.6%	0.7%	0.8%
% of FP17s Relating to Continuations	2	335	0.6%	1.0%	1.0%	1.1%
% of Patients satisfied with the dentistry they have received	2	2	N/A	90.8%	91.9%	91.7%
% of Patients satisfied with the time they had to wait for an appointment	2	2	N/A	87.8%	88.0%	88.0%

* This is based on patients treated on this contract for their most recent course of treatment. Figures in italics indicate the base number of FP17s or Patient Questionnaire responses are less than 100. N/A is shown where the base number of responses is less than 10 during the period. % is calculated as Quantity/Base number*100

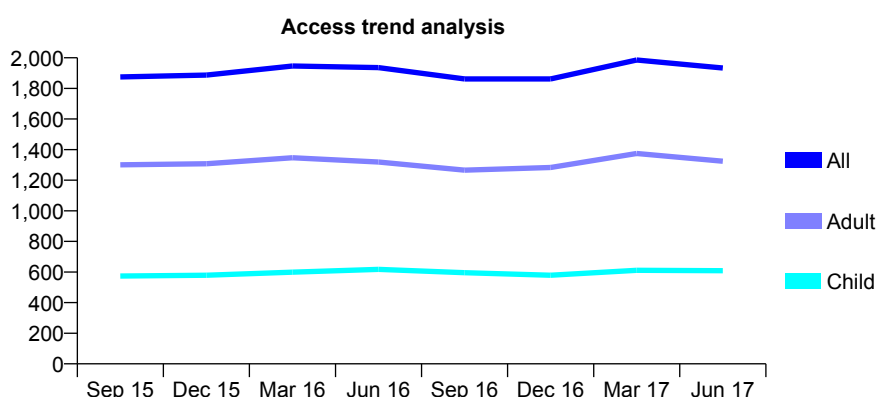
Q68 - Vital Signs At a Glance Contract Report for 673978/0001 - June 2017

Name or company name	MR F SHARIFZAD
Contract type name	GDS Contract
Purpose of contract	General
Contract start date	01/04/2006
Contract end date	

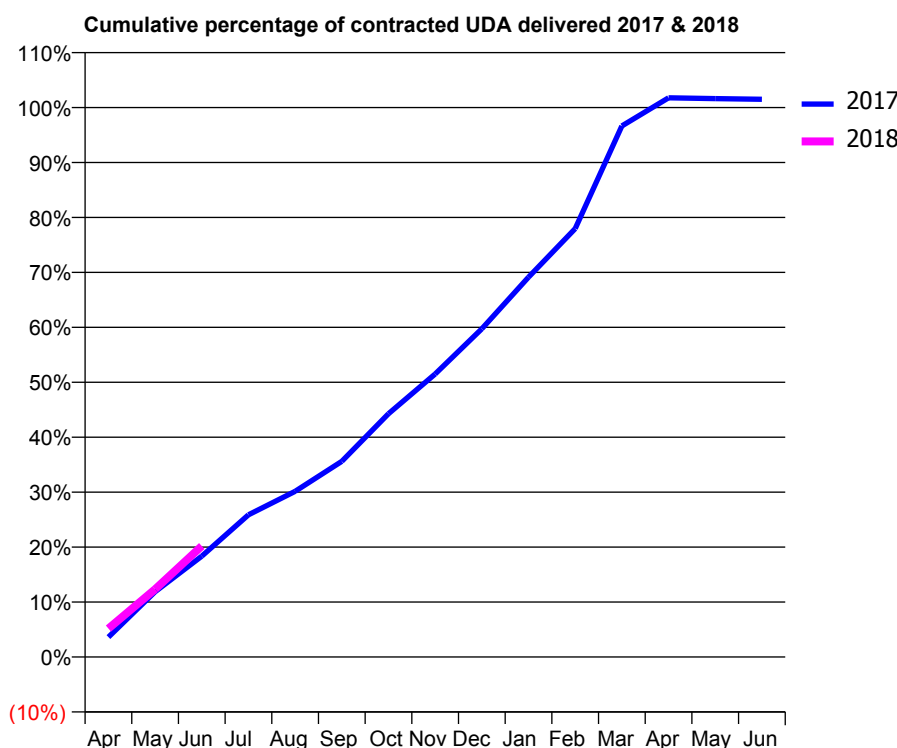
17/18 Contracted general activity (UDA)	5,409
Carry forward general activity (UDA)	0
17/18 Contracted orthodontic activity (UOA)	0
Carry forward orthodontic activity (UOA)	0
Baseline contract value	£133,834.90

ACCESS*

Patients seen in 24 months	Total	Change since previous quarter
Quarter ending June 2016	1,936	
Quarter ending September 2016	1,862	↓
Quarter ending December 2016	1,862	→
Quarter ending March 2017	1,986	↑
Quarter ending June 2017	1,933	↓
Variance since June 2016	(0.2%)	→



ACTIVITY



Adjusted Scheduled Activity (UDA)		
Month	2017	2018
April	196	281
May	642	667
June	993	1,092
July	1,400	
August	1,631	
September	1,926	
October	2,395	
November	2,786	
December	3,231	
January	3,739	
February	4,217	
March	5,228	
April	5,505	
May	5,496	
June	5,490	

QUALITY

	Quantity	Base Number	Contract	AT	Region	England
% of FP17s for the same patient ID Re-attending within 3 months - Children	35	226	15.5%	9.4%	11.6%	12.0%
% of FP17s for the same patient ID Re-attending within 3 months - Adults	100	375	26.7%	15.1%	15.9%	16.0%
% of FP17s for the same patient ID Re-attending between 3 & 9 months - Children	131	226	58.0%	59.5%	60.4%	58.0%
% of FP17s for the same patient ID Re-attending between 3 & 9 months - Adults	156	375	41.6%	51.8%	52.3%	50.9%
% of FP17s for Band 1 Urgent Courses	107	516	20.7%	9.5%	9.5%	9.1%
% of FP17s Relating to Free Repair or Replacements	0	516	0.0%	0.6%	0.7%	0.8%
% of FP17s Relating to Continuations	3	516	0.6%	1.0%	1.0%	1.1%
% of Patients satisfied with the dentistry they have received	4	6	N/A	90.8%	91.9%	91.7%
% of Patients satisfied with the time they had to wait for an appointment	4	6	N/A	87.8%	88.0%	88.0%

* This is based on patients treated on this contract for their most recent course of treatment. Figures in italics indicate the base number of FP17s or Patient Questionnaire responses are less than 100. N/A is shown where the base number of responses is less than 10 during the period. % is calculated as Quantity/Base number*100

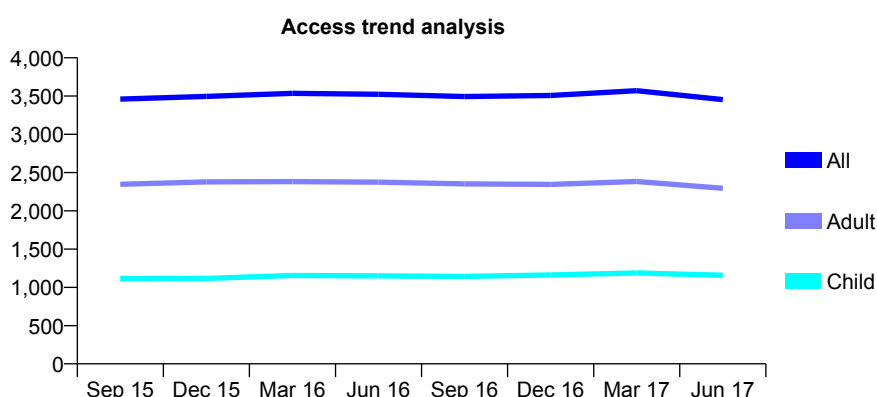
Q68 - Vital Signs At a Glance Contract Report for 674885/0001 - June 2017

Name or company name	MR HR DARAFSHIAN
Contract type name	GDS Contract
Purpose of contract	General
Contract start date	01/04/2006
Contract end date	

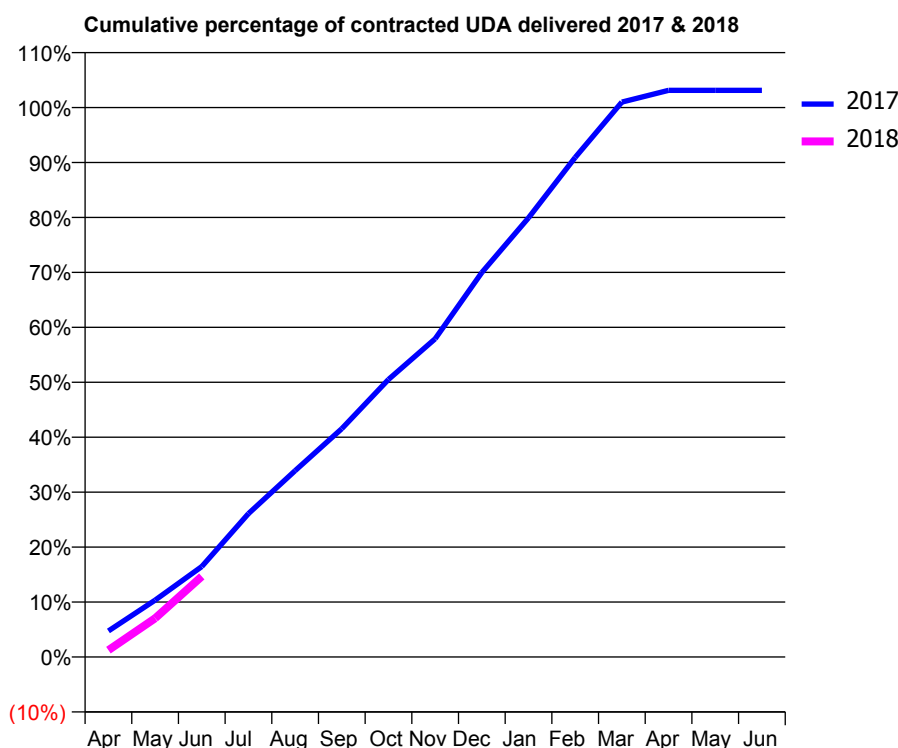
17/18 Contracted general activity (UDA)	11,085
Carry forward general activity (UDA)	0
17/18 Contracted orthodontic activity (UOA)	0
Carry forward orthodontic activity (UOA)	0
Baseline contract value	£300,922.32

ACCESS*

Patients seen in 24 months	Total	Change since previous quarter
Quarter ending June 2016	3,524	
Quarter ending September 2016	3,494	→
Quarter ending December 2016	3,507	→
Quarter ending March 2017	3,571	→
Quarter ending June 2017	3,453	↓
Variance since June 2016	(2.0%)	↓



ACTIVITY



Adjusted Scheduled Activity (UDA)		
Month	2017	2018
April	525	138
May	1,147	782
June	1,826	1,625
July	2,893	
August	3,759	
September	4,607	
October	5,598	
November	6,420	
December	7,756	
January	8,858	
February	10,079	
March	11,194	
April	11,431	
May	11,432	
June	11,432	

QUALITY

	Quantity	Base Number	Contract	AT	Region	England
% of FP17s for the same patient ID Re-attending within 3 months - Children	28	389	7.2%	9.4%	11.6%	12.0%
% of FP17s for the same patient ID Re-attending within 3 months - Adults	97	585	16.6%	15.1%	15.9%	16.0%
% of FP17s for the same patient ID Re-attending between 3 & 9 months - Children	273	389	70.2%	59.5%	60.4%	58.0%
% of FP17s for the same patient ID Re-attending between 3 & 9 months - Adults	326	585	55.7%	51.8%	52.3%	50.9%
% of FP17s for Band 1 Urgent Courses	165	869	19.0%	9.5%	9.5%	9.1%
% of FP17s Relating to Free Repair or Replacements	6	869	0.7%	0.6%	0.7%	0.8%
% of FP17s Relating to Continuations	1	869	0.1%	1.0%	1.0%	1.1%
% of Patients satisfied with the dentistry they have received	1	3	N/A	90.8%	91.9%	91.7%
% of Patients satisfied with the time they had to wait for an appointment	3	3	N/A	87.8%	88.0%	88.0%

* This is based on patients treated on this contract for their most recent course of treatment. Figures in italics indicate the base number of FP17s or Patient Questionnaire responses are less than 100. N/A is shown where the base number of responses is less than 10 during the period. % is calculated as Quantity/Base number*100

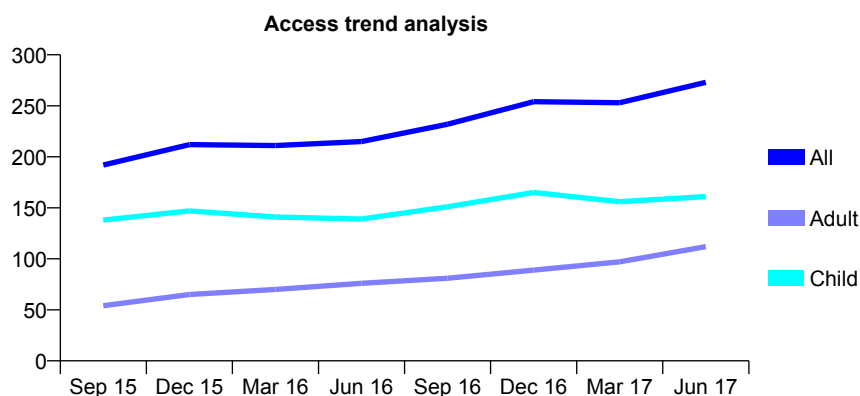
Q68 - Vital Signs At a Glance Contract Report for 674885/0002 - June 2017

Name or company name	MR HR DARAFSHIAN
Contract type name	GDS Contract
Purpose of contract	General
Contract start date	01/04/2010
Contract end date	

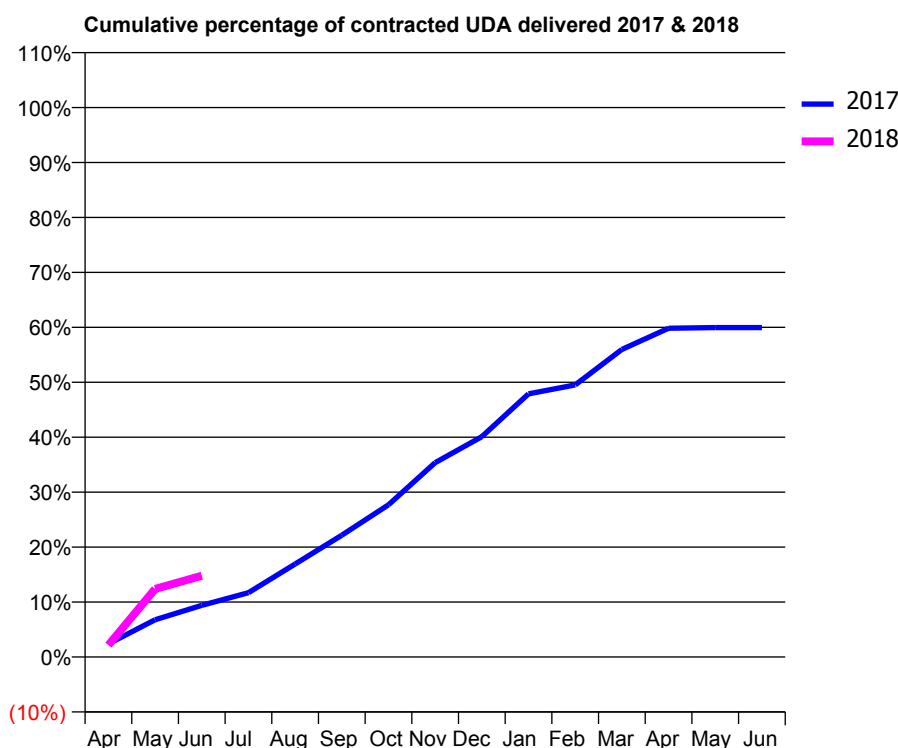
17/18 Contracted general activity (UDA)	1,000
Carry forward general activity (UDA)	0
17/18 Contracted orthodontic activity (UOA)	0
Carry forward orthodontic activity (UOA)	0
Baseline contract value	£27,146.80

ACCESS*

Patients seen in 24 months	Total	Change since previous quarter
Quarter ending June 2016	215	
Quarter ending September 2016	232	↑
Quarter ending December 2016	254	↑
Quarter ending March 2017	253	→
Quarter ending June 2017	273	↑
Variance since June 2016	27.0%	↑



ACTIVITY



Month	Adjusted Scheduled Activity (UDA)	
	2017	2018
April	24	22
May	68	124
June	94	148
July	117	
August	169	
September	222	
October	277	
November	354	
December	401	
January	479	
February	495	
March	560	
April	598	
May	599	
June	599	

QUALITY

	Quantity	Base Number	Contract	AT	Region	England
% of FP17s for the same patient ID Re-attending within 3 months - Children	5	59	8.5%	9.4%	11.6%	12.0%
% of FP17s for the same patient ID Re-attending within 3 months - Adults	3	52	5.8%	15.1%	15.9%	16.0%
% of FP17s for the same patient ID Re-attending between 3 & 9 months - Children	23	59	39.0%	59.5%	60.4%	58.0%
% of FP17s for the same patient ID Re-attending between 3 & 9 months - Adults	12	52	23.1%	51.8%	52.3%	50.9%
% of FP17s for Band 1 Urgent Courses	20	84	23.8%	9.5%	9.5%	9.1%
% of FP17s Relating to Free Repair or Replacements	0	84	0.0%	0.6%	0.7%	0.8%
% of FP17s Relating to Continuations	0	84	0.0%	1.0%	1.0%	1.1%
% of Patients satisfied with the dentistry they have received	0	0	N/A	90.8%	91.9%	91.7%
% of Patients satisfied with the time they had to wait for an appointment	0	0	N/A	87.8%	88.0%	88.0%

* This is based on patients treated on this contract for their most recent course of treatment. Figures in italics indicate the base number of FP17s or Patient Questionnaire responses are less than 100. N/A is shown where the base number of responses is less than 10 during the period. % is calculated as Quantity/Base number*100

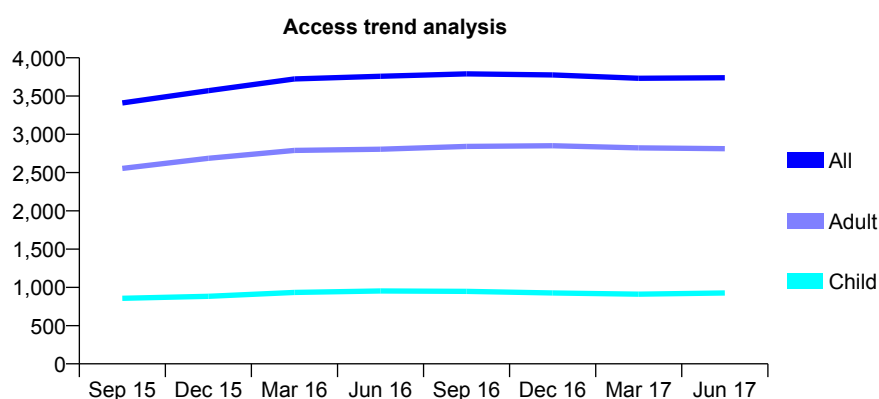
Q68 - Vital Signs At a Glance Contract Report for 677302/0001 - June 2017

Name or company name	MR M POURANI
Contract type name	GDS Contract
Purpose of contract	General
Contract start date	01/04/2006
Contract end date	

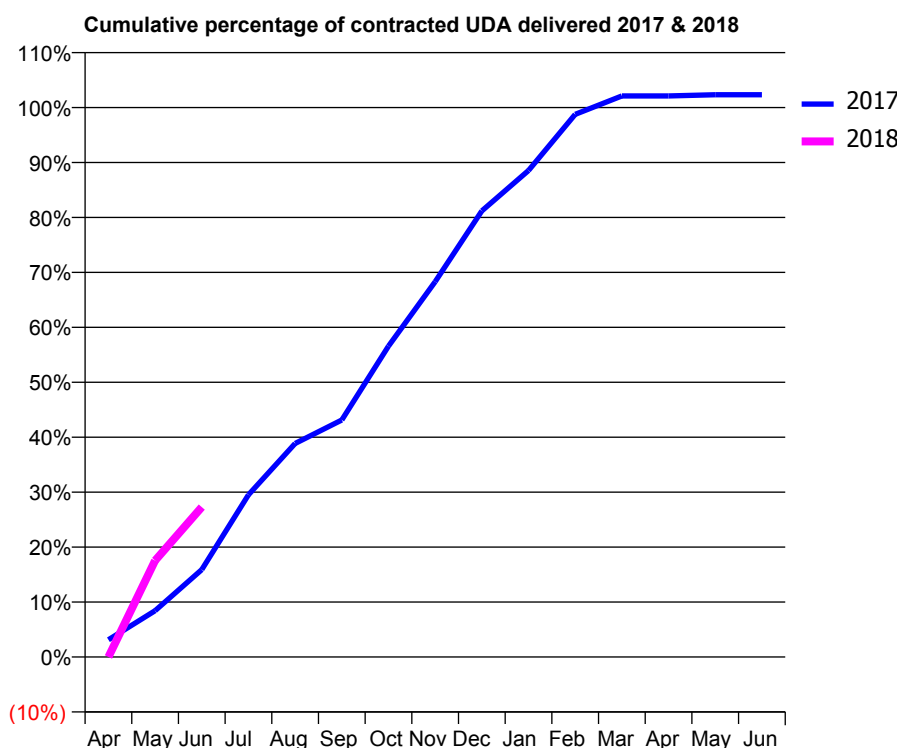
17/18 Contracted general activity (UDA)	14,100
Carry forward general activity (UDA)	0
17/18 Contracted orthodontic activity (UOA)	0
Carry forward orthodontic activity (UOA)	0
Baseline contract value	£452,180.36

ACCESS*

Patients seen in 24 months	Total	Change since previous quarter
Quarter ending June 2016	3,758	
Quarter ending September 2016	3,790	→
Quarter ending December 2016	3,776	→
Quarter ending March 2017	3,733	↓
Quarter ending June 2017	3,740	→
Variance since June 2016	(0.5%)	→



ACTIVITY



Adjusted Scheduled Activity (UDA)		
Month	2017	2018
April	445	0
May	1,188	2,474
June	2,242	3,847
July	4,163	
August	5,479	
September	6,081	
October	7,977	
November	9,631	
December	11,446	
January	12,484	
February	13,924	
March	14,396	
April	14,396	
May	14,426	
June	14,427	

QUALITY

	Quantity	Base Number	Contract	AT	Region	England
% of FP17s for the same patient ID Re-attending within 3 months - Children	8	279	2.9%	9.4%	11.6%	12.0%
% of FP17s for the same patient ID Re-attending within 3 months - Adults	68	798	8.5%	15.1%	15.9%	16.0%
% of FP17s for the same patient ID Re-attending between 3 & 9 months - Children	159	279	57.0%	59.5%	60.4%	58.0%
% of FP17s for the same patient ID Re-attending between 3 & 9 months - Adults	559	798	70.1%	51.8%	52.3%	50.9%
% of FP17s for Band 1 Urgent Courses	10	1,048	1.0%	9.5%	9.5%	9.1%
% of FP17s Relating to Free Repair or Replacements	2	1,048	0.2%	0.6%	0.7%	0.8%
% of FP17s Relating to Continuations	6	1,048	0.6%	1.0%	1.0%	1.1%
% of Patients satisfied with the dentistry they have received	10	13	76.9%	90.8%	91.9%	91.7%
% of Patients satisfied with the time they had to wait for an appointment	11	13	84.6%	87.8%	88.0%	88.0%

* This is based on patients treated on this contract for their most recent course of treatment. Figures in italics indicate the base number of FP17s or Patient Questionnaire responses are less than 100. N/A is shown where the base number of responses is less than 10 during the period. % is calculated as Quantity/Base number*100

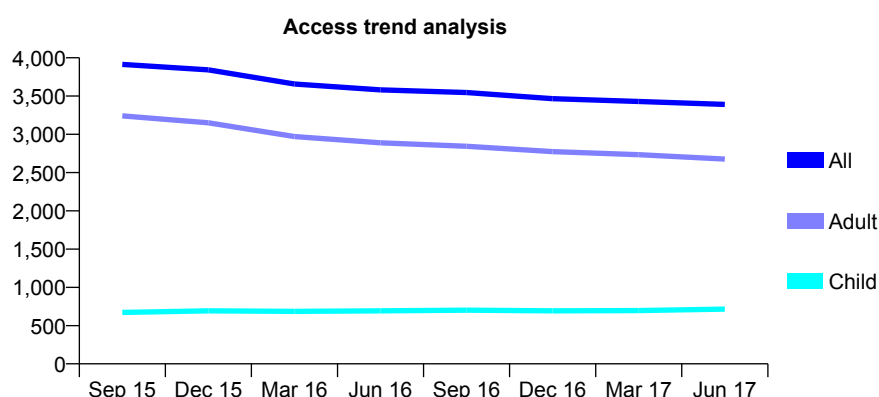
Q68 - Vital Signs At a Glance Contract Report for 680885/0002 - June 2017

Name or company name	MR A JAFARI
Contract type name	GDS Contract
Purpose of contract	General
Contract start date	01/07/2010
Contract end date	

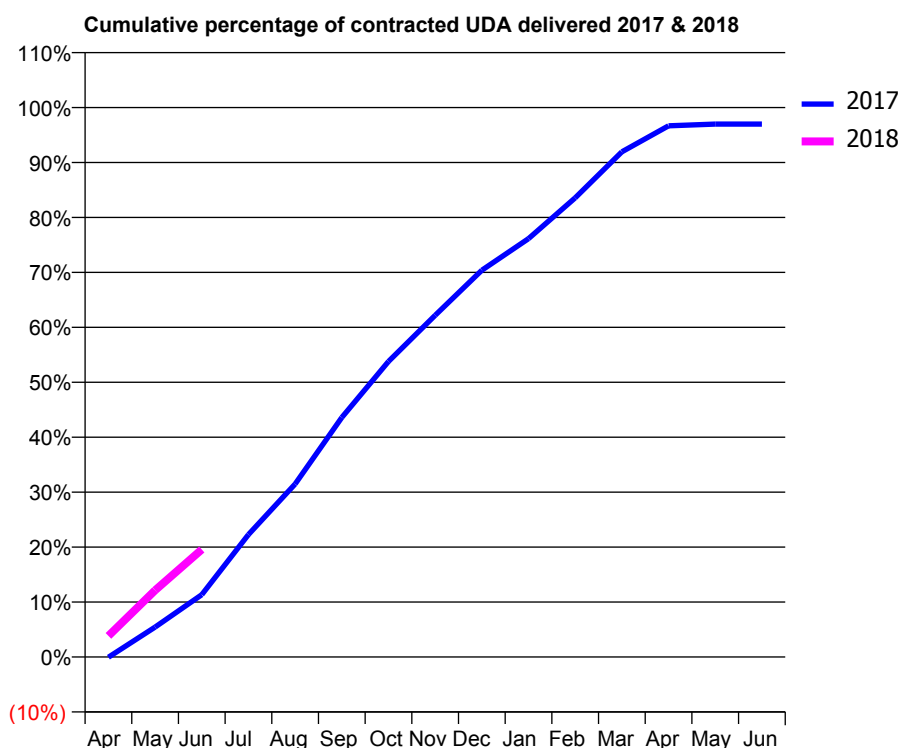
17/18 Contracted general activity (UDA)	9,714
Carry forward general activity (UDA)	0
17/18 Contracted orthodontic activity (UOA)	0
Carry forward orthodontic activity (UOA)	0
Baseline contract value	£258,064.40

ACCESS*

Patients seen in 24 months	Total	Change since previous quarter
Quarter ending June 2016	3,581	
Quarter ending September 2016	3,546	→
Quarter ending December 2016	3,465	↓
Quarter ending March 2017	3,429	↓
Quarter ending June 2017	3,391	↓
Variance since June 2016	(5.3%)	↓



ACTIVITY



Adjusted Scheduled Activity (UDA)		
Month	2017	2018
April	-5	374
May	529	1,180
June	1,103	1,902
July	2,165	
August	3,058	
September	4,236	
October	5,225	
November	6,041	
December	6,837	
January	7,396	
February	8,118	
March	8,931	
April	9,391	
May	9,421	
June	9,421	

QUALITY

	Quantity	Base Number	Contract	AT	Region	England
% of FP17s for the same patient ID Re-attending within 3 months - Children	17	263	6.5%	9.4%	11.6%	12.0%
% of FP17s for the same patient ID Re-attending within 3 months - Adults	130	695	18.7%	15.1%	15.9%	16.0%
% of FP17s for the same patient ID Re-attending between 3 & 9 months - Children	125	263	47.5%	59.5%	60.4%	58.0%
% of FP17s for the same patient ID Re-attending between 3 & 9 months - Adults	253	695	36.4%	51.8%	52.3%	50.9%
% of FP17s for Band 1 Urgent Courses	94	752	12.5%	9.5%	9.5%	9.1%
% of FP17s Relating to Free Repair or Replacements	5	752	0.7%	0.6%	0.7%	0.8%
% of FP17s Relating to Continuations	17	752	2.3%	1.0%	1.0%	1.1%
% of Patients satisfied with the dentistry they have received	6	7	N/A	90.8%	91.9%	91.7%
% of Patients satisfied with the time they had to wait for an appointment	6	7	N/A	87.8%	88.0%	88.0%

* This is based on patients treated on this contract for their most recent course of treatment. Figures in italics indicate the base number of FP17s or Patient Questionnaire responses are less than 100. N/A is shown where the base number of responses is less than 10 during the period. % is calculated as Quantity/Base number*100

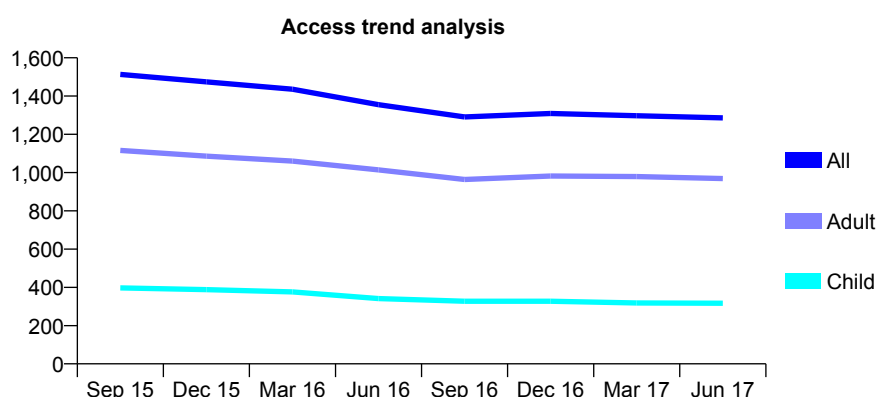
Q68 - Vital Signs At a Glance Contract Report for 680885/0003 - June 2017

Name or company name	MR A JAFARI
Contract type name	GDS Contract
Purpose of contract	General
Contract start date	01/02/2013
Contract end date	

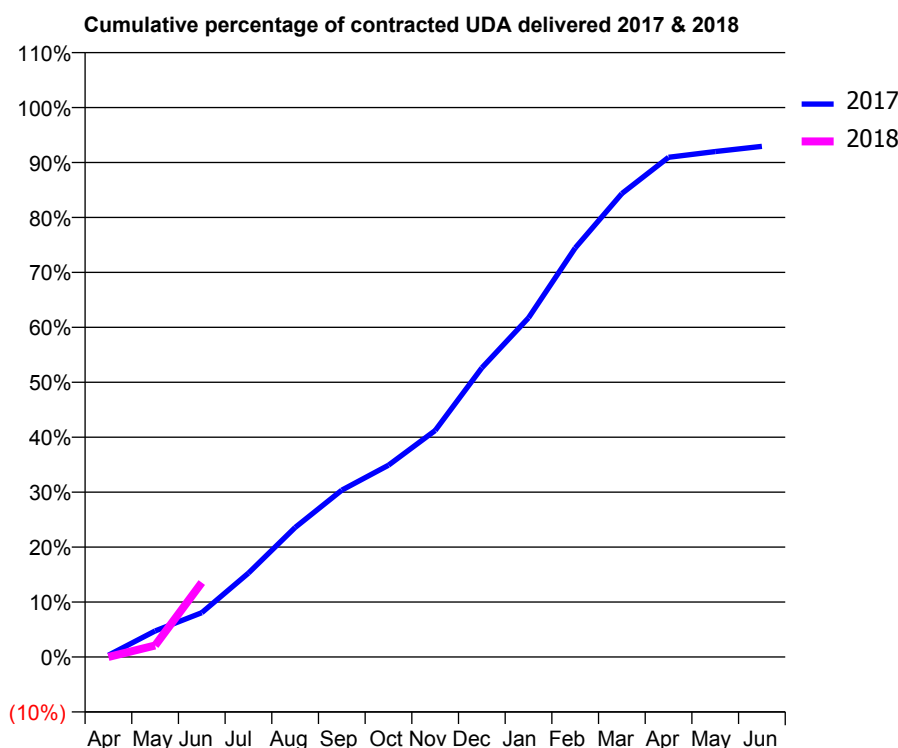
17/18 Contracted general activity (UDA)	5,000
Carry forward general activity (UDA)	0
17/18 Contracted orthodontic activity (UOA)	0
Carry forward orthodontic activity (UOA)	0
Baseline contract value	£129,449.60

ACCESS*

Patients seen in 24 months	Total	Change since previous quarter
Quarter ending June 2016	1,355	
Quarter ending September 2016	1,291	↓
Quarter ending December 2016	1,309	→
Quarter ending March 2017	1,297	→
Quarter ending June 2017	1,286	→
Variance since June 2016	(5.1%)	↓



ACTIVITY



Adjusted Scheduled Activity (UDA)		
Month	2017	2018
April	17	0
May	237	105
June	404	678
July	763	
August	1,178	
September	1,519	
October	1,746	
November	2,061	
December	2,631	
January	3,086	
February	3,722	
March	4,216	
April	4,547	
May	4,599	
June	4,646	

QUALITY

	Quantity	Base Number	Contract	AT	Region	England
% of FP17s for the same patient ID Re-attending within 3 months - Children	7	65	10.8%	9.4%	11.6%	12.0%
% of FP17s for the same patient ID Re-attending within 3 months - Adults	69	293	23.5%	15.1%	15.9%	16.0%
% of FP17s for the same patient ID Re-attending between 3 & 9 months - Children	16	65	24.6%	59.5%	60.4%	58.0%
% of FP17s for the same patient ID Re-attending between 3 & 9 months - Adults	79	293	27.0%	51.8%	52.3%	50.9%
% of FP17s for Band 1 Urgent Courses	71	272	26.1%	9.5%	9.5%	9.1%
% of FP17s Relating to Free Repair or Replacements	4	272	1.5%	0.6%	0.7%	0.8%
% of FP17s Relating to Continuations	5	272	1.8%	1.0%	1.0%	1.1%
% of Patients satisfied with the dentistry they have received	2	2	N/A	90.8%	91.9%	91.7%
% of Patients satisfied with the time they had to wait for an appointment	2	2	N/A	87.8%	88.0%	88.0%

* This is based on patients treated on this contract for their most recent course of treatment. Figures in italics indicate the base number of FP17s or Patient Questionnaire responses are less than 100. N/A is shown where the base number of responses is less than 10 during the period. % is calculated as Quantity/Base number*100

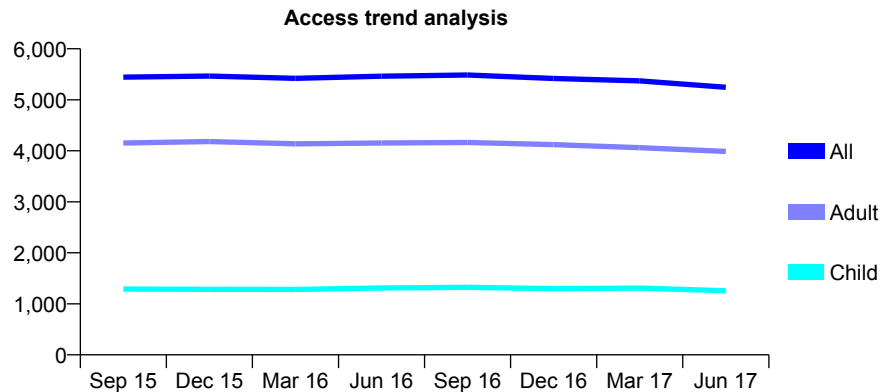
Q68 - Vital Signs At a Glance Contract Report for 680923/0001 - June 2017

Name or company name	MR K AMIRAZODY
Contract type name	GDS Contract
Purpose of contract	General
Contract start date	01/04/2006
Contract end date	

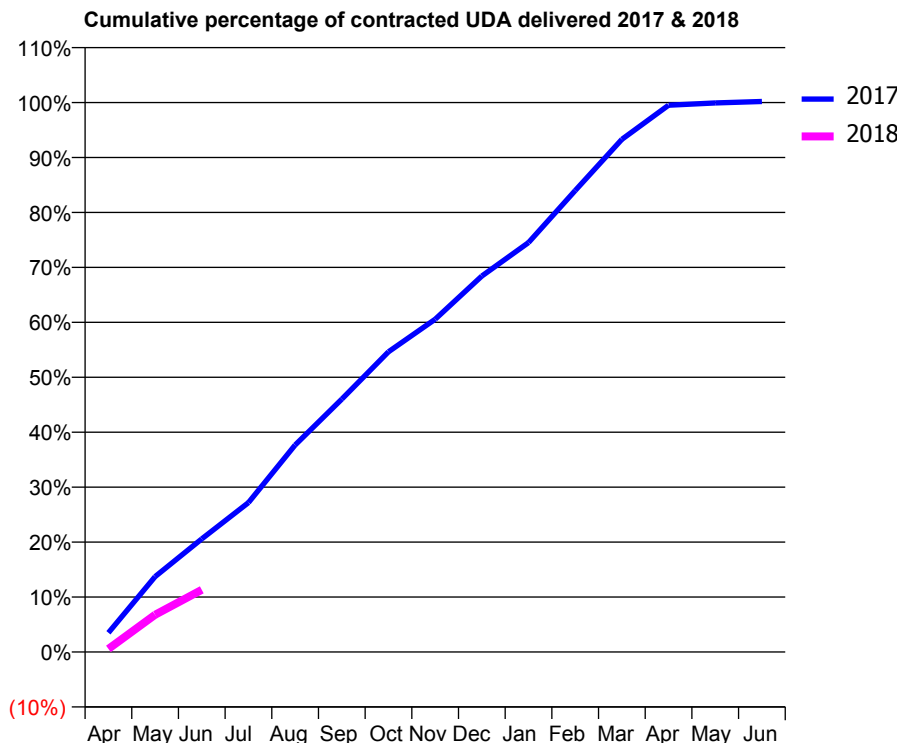
17/18 Contracted general activity (UDA)	15,830
Carry forward general activity (UDA)	0
17/18 Contracted orthodontic activity (UOA)	0
Carry forward orthodontic activity (UOA)	0
Baseline contract value	£441,570.33

ACCESS*

Patients seen in 24 months	Total	Change since previous quarter
Quarter ending June 2016	5,464	
Quarter ending September 2016	5,486	→
Quarter ending December 2016	5,419	↓
Quarter ending March 2017	5,371	→
Quarter ending June 2017	5,245	↓
Variance since June 2016	(4.0%)	↓



ACTIVITY



Adjusted Scheduled Activity (UDA)		
Month	2017	2018
April	555	90
May	2,171	1,073
June	3,258	1,793
July	4,304	
August	5,963	
September	7,286	
October	8,648	
November	9,585	
December	10,830	
January	11,796	
February	13,295	
March	14,767	
April	15,753	
May	15,817	
June	15,858	

QUALITY

	Quantity	Base Number	Contract	AT	Region	England
% of FP17s for the same patient ID Re-attending within 3 months - Children	15	282	5.3%	9.4%	11.6%	12.0%
% of FP17s for the same patient ID Re-attending within 3 months - Adults	114	936	12.2%	15.1%	15.9%	16.0%
% of FP17s for the same patient ID Re-attending between 3 & 9 months - Children	127	282	45.0%	59.5%	60.4%	58.0%
% of FP17s for the same patient ID Re-attending between 3 & 9 months - Adults	512	936	54.7%	51.8%	52.3%	50.9%
% of FP17s for Band 1 Urgent Courses	10	841	1.2%	9.5%	9.5%	9.1%
% of FP17s Relating to Free Repair or Replacements	3	841	0.4%	0.6%	0.7%	0.8%
% of FP17s Relating to Continuations	8	841	1.0%	1.0%	1.0%	1.1%
% of Patients satisfied with the dentistry they have received	5	5	N/A	90.8%	91.9%	91.7%
% of Patients satisfied with the time they had to wait for an appointment	5	5	N/A	87.8%	88.0%	88.0%

* This is based on patients treated on this contract for their most recent course of treatment. Figures in italics indicate the base number of FP17s or Patient Questionnaire responses are less than 100. N/A is shown where the base number of responses is less than 10 during the period. % is calculated as Quantity/Base number*100

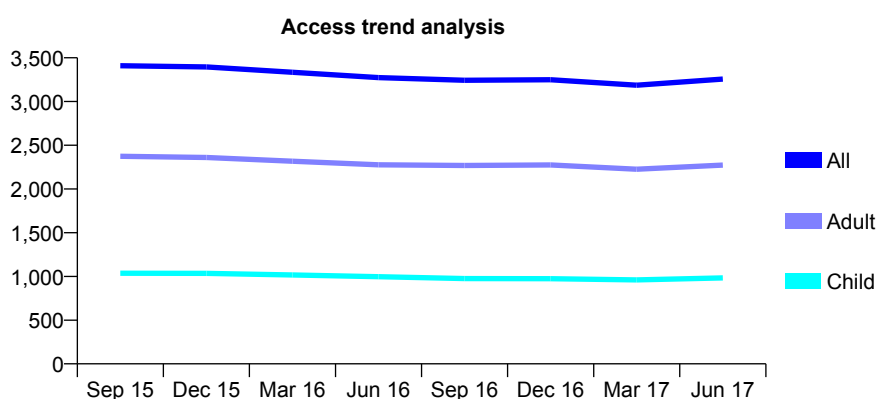
Q68 - Vital Signs At a Glance Contract Report for 681881/0001 - June 2017

Name or company name	MR S YOURDSHAHYAN
Contract type name	GDS Contract
Purpose of contract	General
Contract start date	01/04/2006
Contract end date	

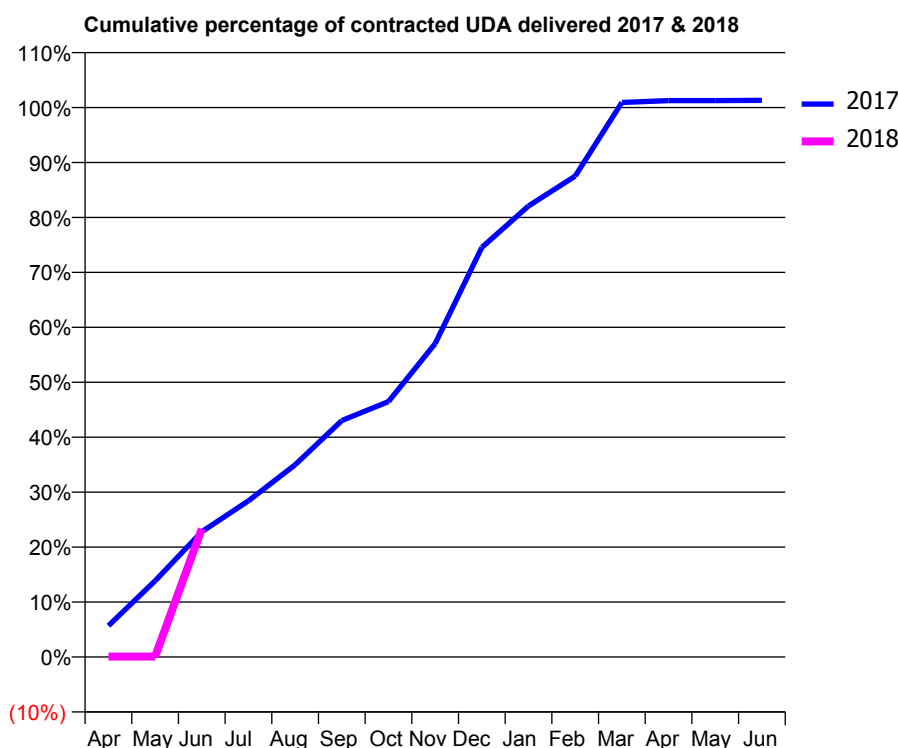
17/18 Contracted general activity (UDA)	8,170
Carry forward general activity (UDA)	0
17/18 Contracted orthodontic activity (UOA)	0
Carry forward orthodontic activity (UOA)	0
Baseline contract value	£249,906.88

ACCESS*

Patients seen in 24 months	Total	Change since previous quarter
Quarter ending June 2016	3,273	
Quarter ending September 2016	3,243	→
Quarter ending December 2016	3,249	→
Quarter ending March 2017	3,186	↓
Quarter ending June 2017	3,256	↑
Variance since June 2016	(0.5%)	→



ACTIVITY



Adjusted Scheduled Activity (UDA)		
Month	2017	2018
April	464	6
May	1,133	6
June	1,863	1,906
July	2,323	
August	2,859	
September	3,516	
October	3,798	
November	4,660	
December	6,090	
January	6,707	
February	7,151	
March	8,245	
April	8,273	
May	8,273	
June	8,276	

QUALITY

	Quantity	Base Number	Contract	AT	Region	England
% of FP17s for the same patient ID Re-attending within 3 months - Children	16	330	4.8%	9.4%	11.6%	12.0%
% of FP17s for the same patient ID Re-attending within 3 months - Adults	46	547	8.4%	15.1%	15.9%	16.0%
% of FP17s for the same patient ID Re-attending between 3 & 9 months - Children	169	330	51.2%	59.5%	60.4%	58.0%
% of FP17s for the same patient ID Re-attending between 3 & 9 months - Adults	225	547	41.1%	51.8%	52.3%	50.9%
% of FP17s for Band 1 Urgent Courses	60	842	7.1%	9.5%	9.5%	9.1%
% of FP17s Relating to Free Repair or Replacements	0	842	0.0%	0.6%	0.7%	0.8%
% of FP17s Relating to Continuations	2	842	0.2%	1.0%	1.0%	1.1%
% of Patients satisfied with the dentistry they have received	3	3	N/A	90.8%	91.9%	91.7%
% of Patients satisfied with the time they had to wait for an appointment	2	3	N/A	87.8%	88.0%	88.0%

* This is based on patients treated on this contract for their most recent course of treatment. Figures in italics indicate the base number of FP17s or Patient Questionnaire responses are less than 100. N/A is shown where the base number of responses is less than 10 during the period. % is calculated as Quantity/Base number*100

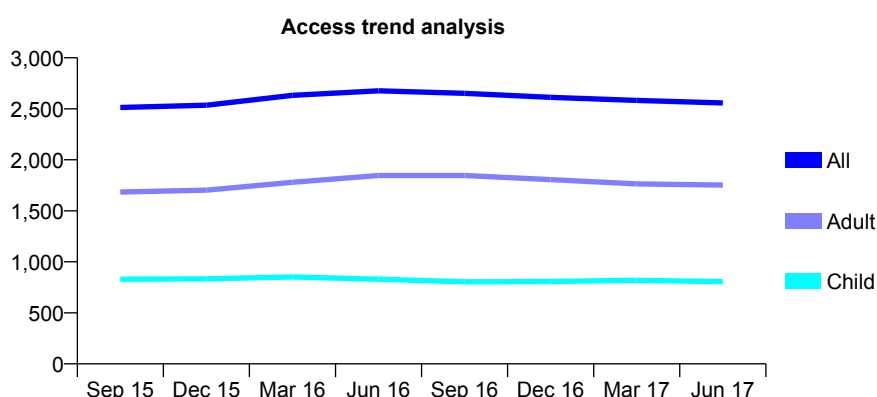
Q68 - Vital Signs At a Glance Contract Report for 683736/0001 - June 2017

Name or company name	MRS A RAHIM
Contract type name	GDS Contract
Purpose of contract	General
Contract start date	01/03/2008
Contract end date	

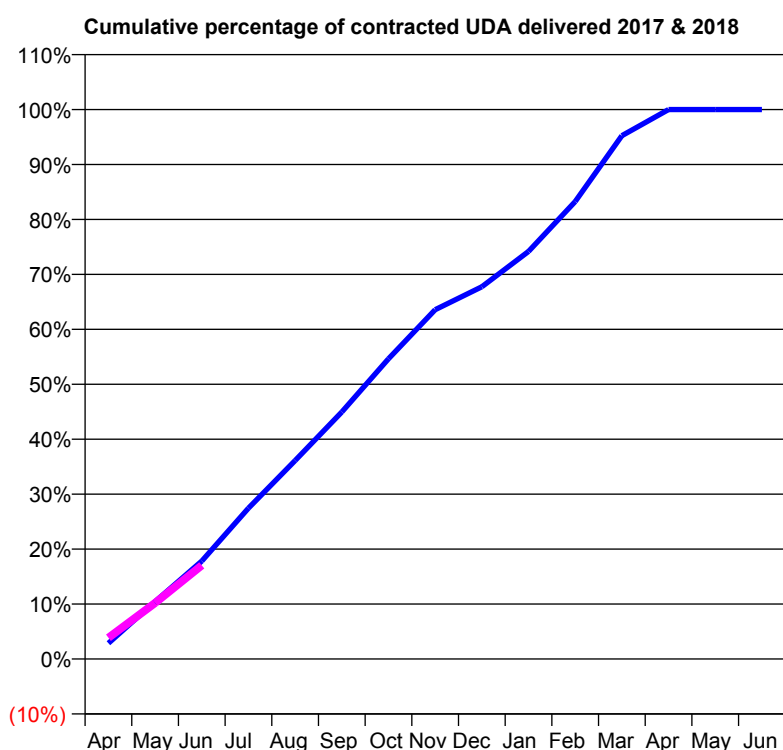
17/18 Contracted general activity (UDA)	6,800
Carry forward general activity (UDA)	0
17/18 Contracted orthodontic activity (UOA)	0
Carry forward orthodontic activity (UOA)	0
Baseline contract value	£164,090.61

ACCESS*

Patients seen in 24 months	Total	Change since previous quarter
Quarter ending June 2016	2,677	
Quarter ending September 2016	2,651	→
Quarter ending December 2016	2,613	↓
Quarter ending March 2017	2,583	↓
Quarter ending June 2017	2,558	→
Variance since June 2016	(4.4%)	↓



ACTIVITY



Adjusted Scheduled Activity (UDA)		
Month	2017	2018
April	196	264
May	711	694
June	1,212	1,159
July	1,868	
August	2,456	
September	3,056	
October	3,715	
November	4,323	
December	4,606	
January	5,044	
February	5,661	
March	6,475	
April	6,799	
May	6,799	
June	6,799	

QUALITY

	Quantity	Base Number	Contract	AT	Region	England
% of FP17s for the same patient ID Re-attending within 3 months - Children	7	210	3.3%	9.4%	11.6%	12.0%
% of FP17s for the same patient ID Re-attending within 3 months - Adults	73	449	16.3%	15.1%	15.9%	16.0%
% of FP17s for the same patient ID Re-attending between 3 & 9 months - Children	123	210	58.6%	59.5%	60.4%	58.0%
% of FP17s for the same patient ID Re-attending between 3 & 9 months - Adults	211	449	47.0%	51.8%	52.3%	50.9%
% of FP17s for Band 1 Urgent Courses	51	509	10.0%	9.5%	9.5%	9.1%
% of FP17s Relating to Free Repair or Replacements	2	509	0.4%	0.6%	0.7%	0.8%
% of FP17s Relating to Continuations	4	509	0.8%	1.0%	1.0%	1.1%
% of Patients satisfied with the dentistry they have received	5	5	N/A	90.8%	91.9%	91.7%
% of Patients satisfied with the time they had to wait for an appointment	5	5	N/A	87.8%	88.0%	88.0%

* This is based on patients treated on this contract for their most recent course of treatment. Figures in italics indicate the base number of FP17s or Patient Questionnaire responses are less than 100. N/A is shown where the base number of responses is less than 10 during the period. % is calculated as Quantity/Base number*100

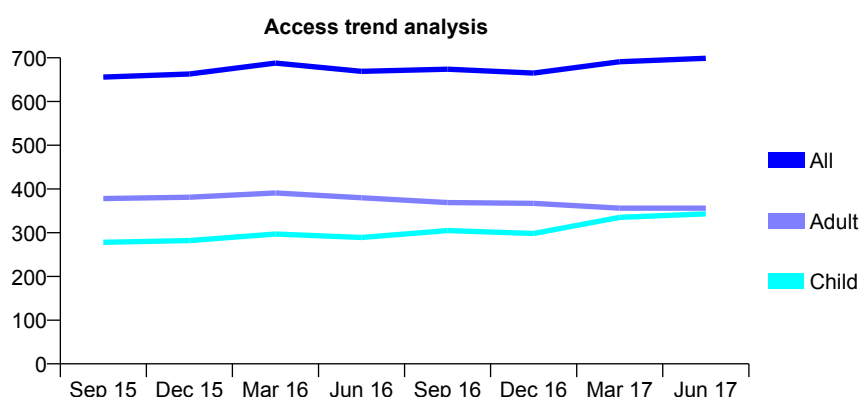
Q68 - Vital Signs At a Glance Contract Report for 684112/0001 - June 2017

Name or company name	MR TS SOOSAIPILLAI
Contract type name	GDS Contract
Purpose of contract	General
Contract start date	01/04/2006
Contract end date	

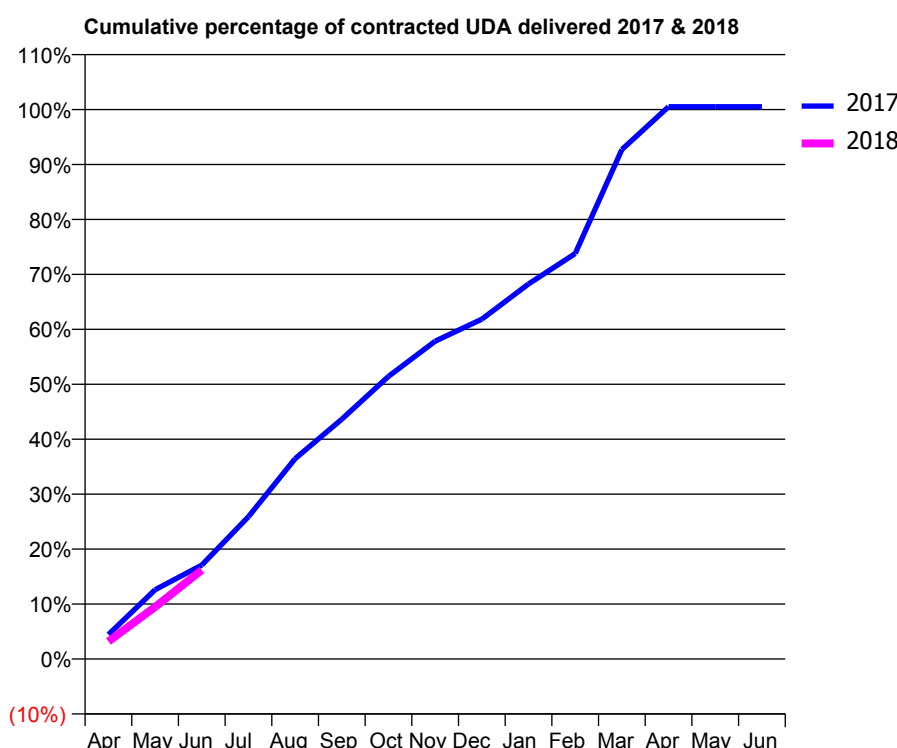
17/18 Contracted general activity (UDA)	1,978
Carry forward general activity (UDA)	0
17/18 Contracted orthodontic activity (UOA)	0
Carry forward orthodontic activity (UOA)	0
Baseline contract value	£46,062.33

ACCESS*

Patients seen in 24 months	Total	Change since previous quarter
Quarter ending June 2016	669	
Quarter ending September 2016	674	→
Quarter ending December 2016	665	↓
Quarter ending March 2017	691	↑
Quarter ending June 2017	699	→
Variance since June 2016	4.5%	↑



ACTIVITY



Adjusted Scheduled Activity (UDA)		
Month	2017	2018
April	88	63
May	249	187
June	338	320
July	512	
August	721	
September	863	
October	1,017	
November	1,144	
December	1,223	
January	1,350	
February	1,459	
March	1,834	
April	1,988	
May	1,988	
June	1,988	

QUALITY

	Quantity	Base Number	Contract	AT	Region	England
% of FP17s for the same patient ID Re-attending within 3 months - Children	24	133	18.0%	9.4%	11.6%	12.0%
% of FP17s for the same patient ID Re-attending within 3 months - Adults	14	103	13.6%	15.1%	15.9%	16.0%
% of FP17s for the same patient ID Re-attending between 3 & 9 months - Children	71	133	53.4%	59.5%	60.4%	58.0%
% of FP17s for the same patient ID Re-attending between 3 & 9 months - Adults	57	103	55.3%	51.8%	52.3%	50.9%
% of FP17s for Band 1 Urgent Courses	1	180	0.6%	9.5%	9.5%	9.1%
% of FP17s Relating to Free Repair or Replacements	0	180	0.0%	0.6%	0.7%	0.8%
% of FP17s Relating to Continuations	0	180	0.0%	1.0%	1.0%	1.1%
% of Patients satisfied with the dentistry they have received	1	1	N/A	90.8%	91.9%	91.7%
% of Patients satisfied with the time they had to wait for an appointment	1	1	N/A	87.8%	88.0%	88.0%

* This is based on patients treated on this contract for their most recent course of treatment. Figures in italics indicate the base number of FP17s or Patient Questionnaire responses are less than 100. N/A is shown where the base number of responses is less than 10 during the period. % is calculated as Quantity/Base number*100

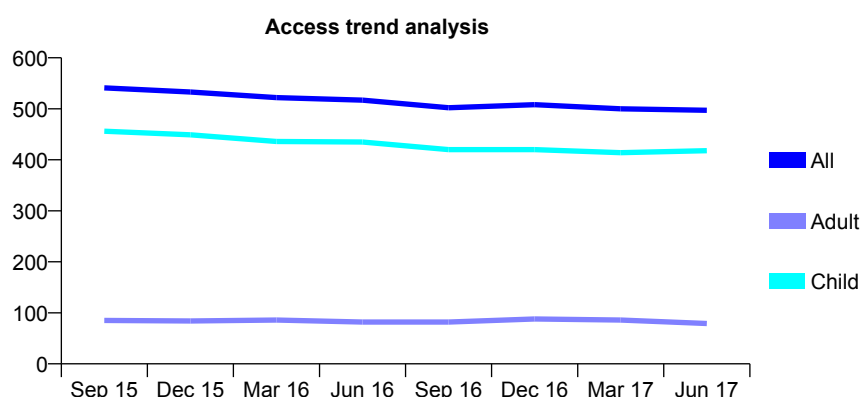
Q68 - Vital Signs At a Glance Contract Report for 688746/0001 - June 2017

Name or company name	MR G KHEDUN
Contract type name	GDS Contract
Purpose of contract	General
Contract start date	18/09/2008
Contract end date	

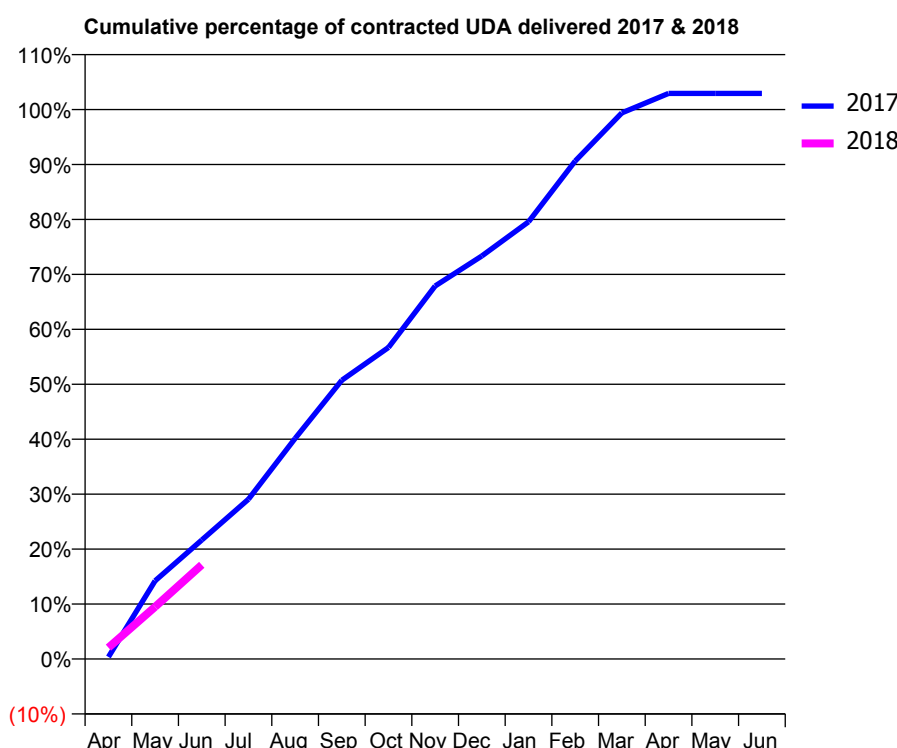
17/18 Contracted general activity (UDA)	822
Carry forward general activity (UDA)	0
17/18 Contracted orthodontic activity (UOA)	0
Carry forward orthodontic activity (UOA)	0
Baseline contract value	£18,949.77

ACCESS*

Patients seen in 24 months	Total	Change since previous quarter
Quarter ending June 2016	517	
Quarter ending September 2016	502	↓
Quarter ending December 2016	508	→
Quarter ending March 2017	500	↓
Quarter ending June 2017	497	→
Variance since June 2016	(3.9%)	↓



ACTIVITY



Month	Adjusted Scheduled Activity (UDA)	
	2017	2018
April	3	17
May	117	78
June	178	141
July	239	
August	330	
September	417	
October	466	
November	558	
December	603	
January	654	
February	745	
March	817	
April	846	
May	846	
June	846	

QUALITY

	Quantity	Base Number	Contract	AT	Region	England
% of FP17s for the same patient ID Re-attending within 3 months - Children	0	131	0.0%	9.4%	11.6%	12.0%
% of FP17s for the same patient ID Re-attending within 3 months - Adults	0	11	0.0%	15.1%	15.9%	16.0%
% of FP17s for the same patient ID Re-attending between 3 & 9 months - Children	89	131	67.9%	59.5%	60.4%	58.0%
% of FP17s for the same patient ID Re-attending between 3 & 9 months - Adults	7	11	63.6%	51.8%	52.3%	50.9%
% of FP17s for Band 1 Urgent Courses	0	121	0.0%	9.5%	9.5%	9.1%
% of FP17s Relating to Free Repair or Replacements	0	121	0.0%	0.6%	0.7%	0.8%
% of FP17s Relating to Continuations	0	121	0.0%	1.0%	1.0%	1.1%
% of Patients satisfied with the dentistry they have received	0	0	N/A	90.8%	91.9%	91.7%
% of Patients satisfied with the time they had to wait for an appointment	0	0	N/A	87.8%	88.0%	88.0%

* This is based on patients treated on this contract for their most recent course of treatment. Figures in italics indicate the base number of FP17s or Patient Questionnaire responses are less than 100. N/A is shown where the base number of responses is less than 10 during the period. % is calculated as Quantity/Base number*100

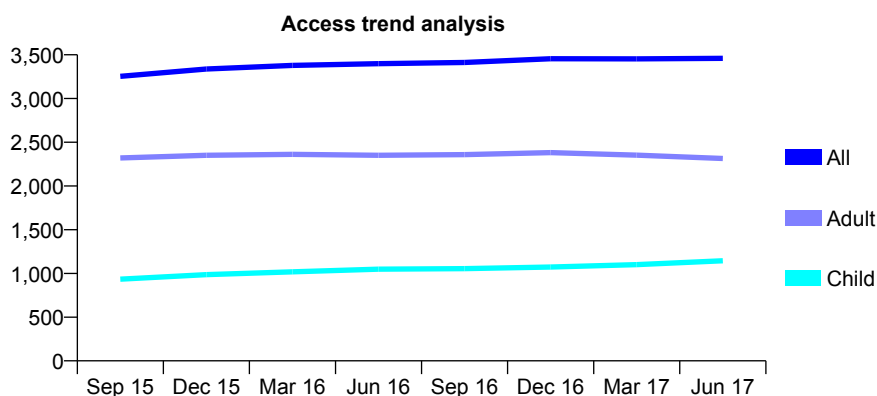
Q68 - Vital Signs At a Glance Contract Report for 689416/0002 - June 2017

Name or company name	MR MB PATEL
Contract type name	GDS Contract
Purpose of contract	General
Contract start date	19/09/2008
Contract end date	

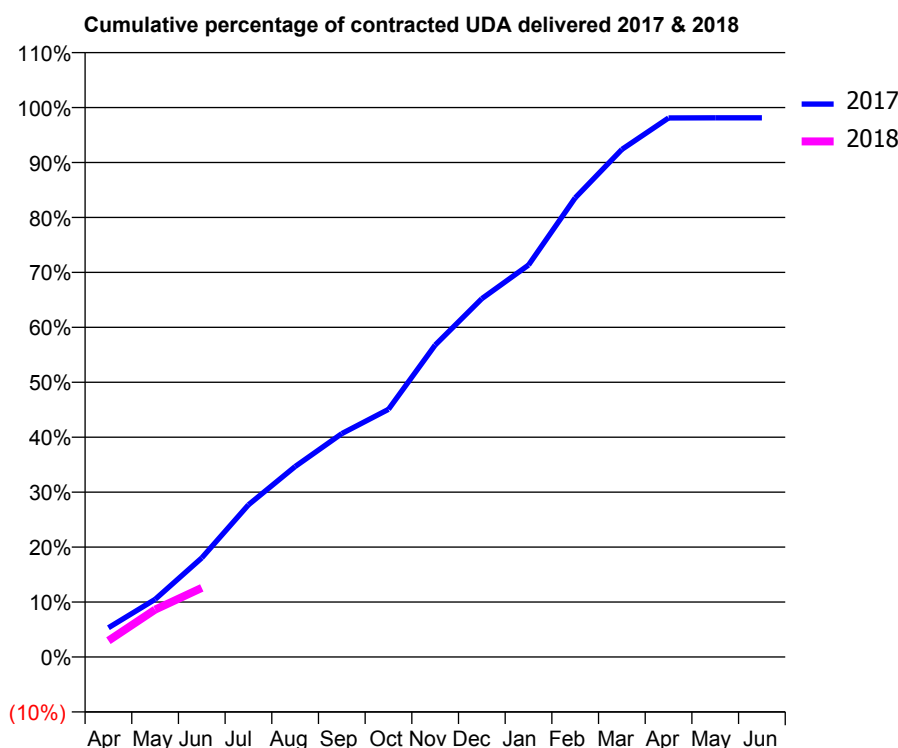
17/18 Contracted general activity (UDA)	10,500
Carry forward general activity (UDA)	0
17/18 Contracted orthodontic activity (UOA)	0
Carry forward orthodontic activity (UOA)	0
Baseline contract value	£267,881.91

ACCESS*

Patients seen in 24 months	Total	Change since previous quarter
Quarter ending June 2016	3,399	
Quarter ending September 2016	3,412	→
Quarter ending December 2016	3,455	→
Quarter ending March 2017	3,453	→
Quarter ending June 2017	3,460	→
Variance since June 2016	1.8%	→



ACTIVITY



Adjusted Scheduled Activity (UDA)		
Month	2017	2018
April	558	311
May	1,103	906
June	1,894	1,322
July	2,910	
August	3,640	
September	4,268	
October	4,732	
November	5,961	
December	6,847	
January	7,491	
February	8,774	
March	9,699	
April	10,299	
May	10,302	
June	10,302	

QUALITY

	Quantity	Base Number	Contract	AT	Region	England
% of FP17s for the same patient ID Re-attending within 3 months - Children	14	343	4.1%	9.4%	11.6%	12.0%
% of FP17s for the same patient ID Re-attending within 3 months - Adults	49	474	10.3%	15.1%	15.9%	16.0%
% of FP17s for the same patient ID Re-attending between 3 & 9 months - Children	200	343	58.3%	59.5%	60.4%	58.0%
% of FP17s for the same patient ID Re-attending between 3 & 9 months - Adults	238	474	50.2%	51.8%	52.3%	50.9%
% of FP17s for Band 1 Urgent Courses	40	623	6.4%	9.5%	9.5%	9.1%
% of FP17s Relating to Free Repair or Replacements	1	623	0.2%	0.6%	0.7%	0.8%
% of FP17s Relating to Continuations	0	623	0.0%	1.0%	1.0%	1.1%
% of Patients satisfied with the dentistry they have received	5	7	N/A	90.8%	91.9%	91.7%
% of Patients satisfied with the time they had to wait for an appointment	5	7	N/A	87.8%	88.0%	88.0%

* This is based on patients treated on this contract for their most recent course of treatment. Figures in italics indicate the base number of FP17s or Patient Questionnaire responses are less than 100. N/A is shown where the base number of responses is less than 10 during the period. % is calculated as Quantity/Base number*100

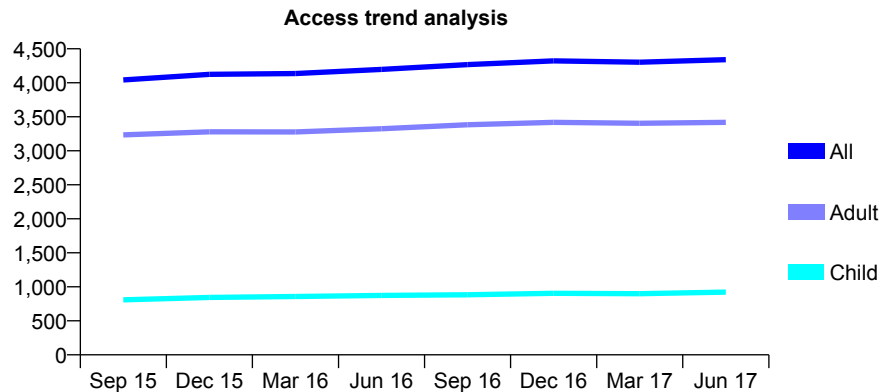
Q68 - Vital Signs At a Glance Contract Report for 692026/0001 - June 2017

Name or company name	MR LE TOLEFE
Contract type name	GDS Contract
Purpose of contract	General
Contract start date	07/09/2007
Contract end date	

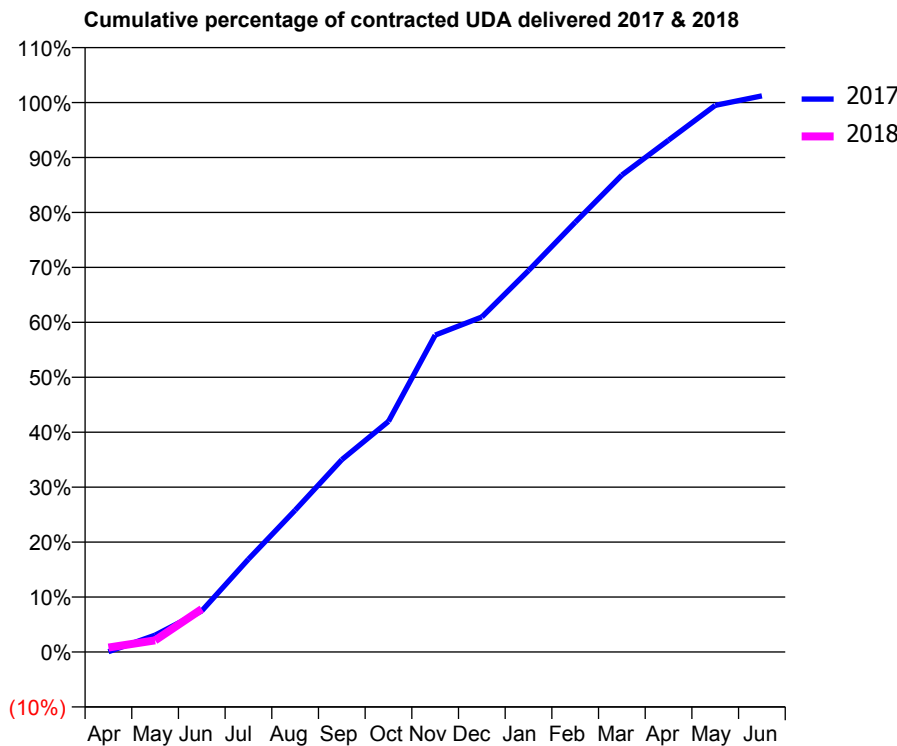
17/18 Contracted general activity (UDA)	11,800
Carry forward general activity (UDA)	0
17/18 Contracted orthodontic activity (UOA)	0
Carry forward orthodontic activity (UOA)	0
Baseline contract value	£291,073.89

ACCESS*

Patients seen in 24 months	Total	Change since previous quarter
Quarter ending June 2016	4,198	
Quarter ending September 2016	4,267	→
Quarter ending December 2016	4,323	→
Quarter ending March 2017	4,303	→
Quarter ending June 2017	4,340	→
Variance since June 2016	3.4%	↑



ACTIVITY



Month	Adjusted Scheduled Activity (UDA)	
	2017	2018
April	8	95
May	361	249
June	883	923
July	1,993	
August	3,046	
September	4,129	
October	4,951	
November	6,804	
December	7,195	
January	8,192	
February	9,228	
March	10,241	
April	10,992	
May	11,740	
June	11,941	

QUALITY

	Quantity	Base Number	Contract	AT	Region	England
% of FP17s for the same patient ID Re-attending within 3 months - Children	15	256	5.9%	9.4%	11.6%	12.0%
% of FP17s for the same patient ID Re-attending within 3 months - Adults	192	1,278	15.0%	15.1%	15.9%	16.0%
% of FP17s for the same patient ID Re-attending between 3 & 9 months - Children	130	256	50.8%	59.5%	60.4%	58.0%
% of FP17s for the same patient ID Re-attending between 3 & 9 months - Adults	787	1,278	61.6%	51.8%	52.3%	50.9%
% of FP17s for Band 1 Urgent Courses	19	488	3.9%	9.5%	9.5%	9.1%
% of FP17s Relating to Free Repair or Replacements	0	488	0.0%	0.6%	0.7%	0.8%
% of FP17s Relating to Continuations	5	488	1.0%	1.0%	1.0%	1.1%
% of Patients satisfied with the dentistry they have received	9	13	69.2%	90.8%	91.9%	91.7%
% of Patients satisfied with the time they had to wait for an appointment	12	13	92.3%	87.8%	88.0%	88.0%

* This is based on patients treated on this contract for their most recent course of treatment. Figures in italics indicate the base number of FP17s or Patient Questionnaire responses are less than 100. N/A is shown where the base number of responses is less than 10 during the period. % is calculated as Quantity/Base number*100

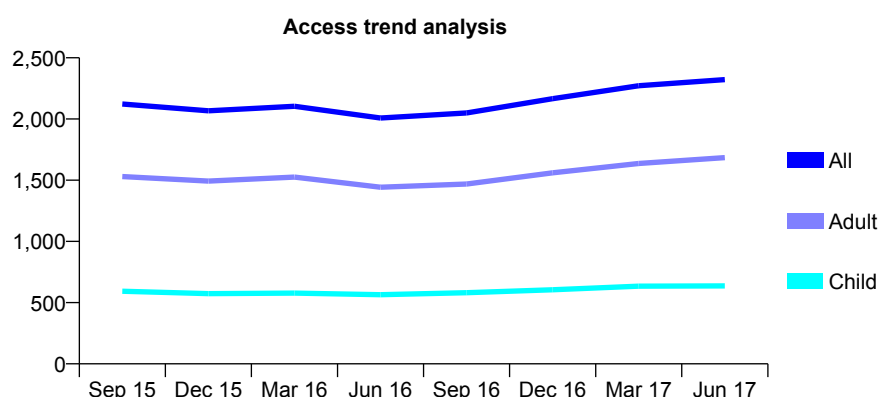
Q68 - Vital Signs At a Glance Contract Report for 694967/0001 - June 2017

Name or company name	MR ND MAHANI
Contract type name	GDS Contract
Purpose of contract	General
Contract start date	01/07/2008
Contract end date	

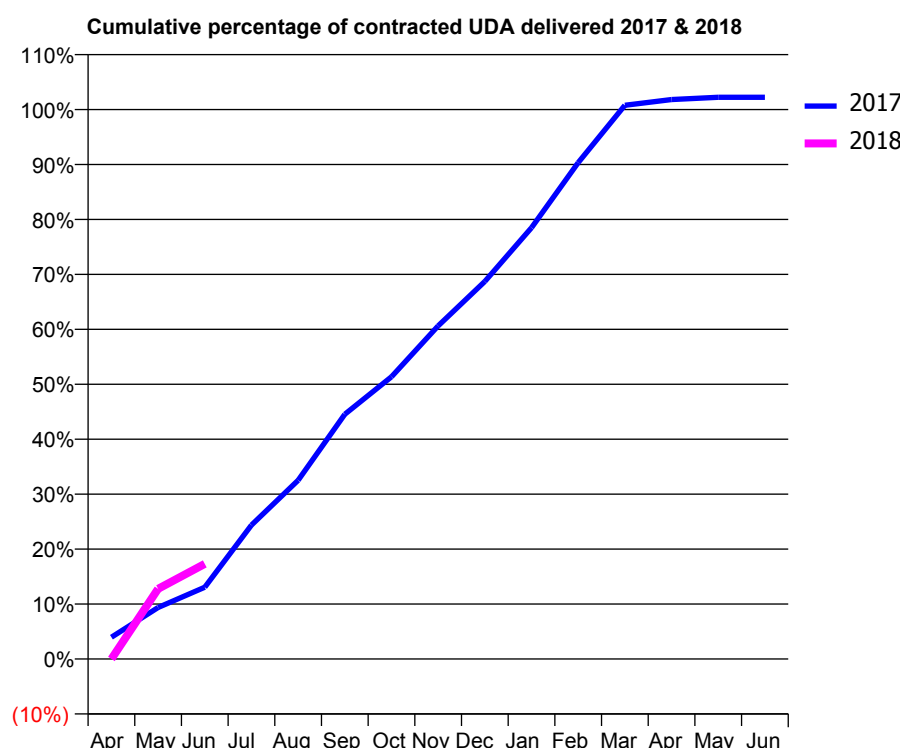
17/18 Contracted general activity (UDA)	5,878
Carry forward general activity (UDA)	0
17/18 Contracted orthodontic activity (UOA)	0
Carry forward orthodontic activity (UOA)	0
Baseline contract value	£147,549.34

ACCESS*

Patients seen in 24 months	Total	Change since previous quarter
Quarter ending June 2016	2,008	
Quarter ending September 2016	2,050	↑
Quarter ending December 2016	2,166	↑
Quarter ending March 2017	2,272	↑
Quarter ending June 2017	2,322	↑
Variance since June 2016	15.6%	↑



ACTIVITY



Adjusted Scheduled Activity (UDA)		
Month	2017	2018
April	234	0
May	551	751
June	768	1,018
July	1,433	
August	1,913	
September	2,619	
October	3,019	
November	3,564	
December	4,038	
January	4,614	
February	5,310	
March	5,923	
April	5,985	
May	6,009	
June	6,009	

QUALITY

	Quantity	Base Number	Contract	AT	Region	England
% of FP17s for the same patient ID Re-attending within 3 months - Children	13	201	6.5%	9.4%	11.6%	12.0%
% of FP17s for the same patient ID Re-attending within 3 months - Adults	53	462	11.5%	15.1%	15.9%	16.0%
% of FP17s for the same patient ID Re-attending between 3 & 9 months - Children	137	201	68.2%	59.5%	60.4%	58.0%
% of FP17s for the same patient ID Re-attending between 3 & 9 months - Adults	259	462	56.1%	51.8%	52.3%	50.9%
% of FP17s for Band 1 Urgent Courses	52	593	8.8%	9.5%	9.5%	9.1%
% of FP17s Relating to Free Repair or Replacements	3	593	0.5%	0.6%	0.7%	0.8%
% of FP17s Relating to Continuations	0	593	0.0%	1.0%	1.0%	1.1%
% of Patients satisfied with the dentistry they have received	5	6	N/A	90.8%	91.9%	91.7%
% of Patients satisfied with the time they had to wait for an appointment	6	6	N/A	87.8%	88.0%	88.0%

* This is based on patients treated on this contract for their most recent course of treatment. Figures in italics indicate the base number of FP17s or Patient Questionnaire responses are less than 100. N/A is shown where the base number of responses is less than 10 during the period. % is calculated as Quantity/Base number*100

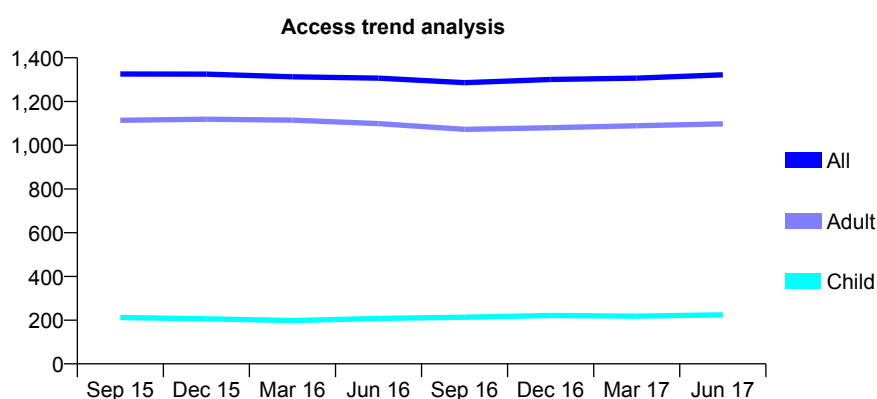
Q68 - Vital Signs At a Glance Contract Report for 695084/0002 - June 2017

Name or company name	MS JJ WOJTASIEWICZ-SKOLMOWSKA
Contract type name	GDS Contract
Purpose of contract	General
Contract start date	01/04/2008
Contract end date	

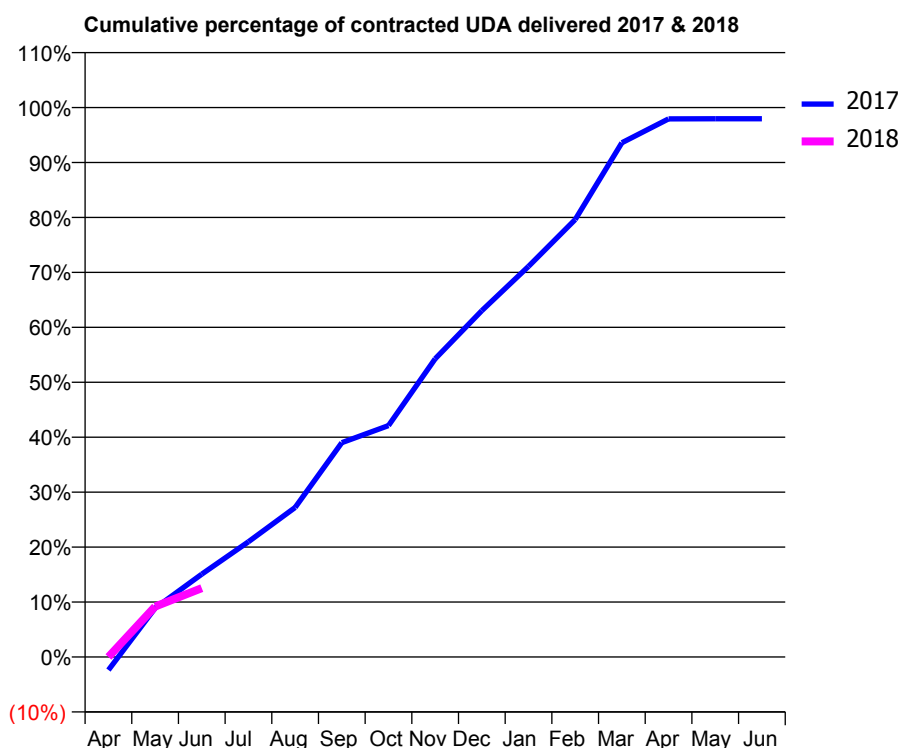
17/18 Contracted general activity (UDA)	6,029
Carry forward general activity (UDA)	0
17/18 Contracted orthodontic activity (UOA)	0
Carry forward orthodontic activity (UOA)	0
Baseline contract value	£135,879.95

ACCESS*

Patients seen in 24 months	Total	Change since previous quarter
Quarter ending June 2016	1,307	
Quarter ending September 2016	1,286	↓
Quarter ending December 2016	1,301	→
Quarter ending March 2017	1,307	→
Quarter ending June 2017	1,322	→
Variance since June 2016	1.1%	→



ACTIVITY



Adjusted Scheduled Activity (UDA)		
Month	2017	2018
April	-144	0
May	536	553
June	909	755
July	1,265	
August	1,641	
September	2,352	
October	2,539	
November	3,272	
December	3,801	
January	4,286	
February	4,799	
March	5,642	
April	5,905	
May	5,906	
June	5,906	

QUALITY

	Quantity	Base Number	Contract	AT	Region	England
% of FP17s for the same patient ID Re-attending within 3 months - Children	8	82	9.8%	9.4%	11.6%	12.0%
% of FP17s for the same patient ID Re-attending within 3 months - Adults	69	363	19.0%	15.1%	15.9%	16.0%
% of FP17s for the same patient ID Re-attending between 3 & 9 months - Children	47	82	57.3%	59.5%	60.4%	58.0%
% of FP17s for the same patient ID Re-attending between 3 & 9 months - Adults	198	363	54.5%	51.8%	52.3%	50.9%
% of FP17s for Band 1 Urgent Courses	55	346	15.9%	9.5%	9.5%	9.1%
% of FP17s Relating to Free Repair or Replacements	4	346	1.2%	0.6%	0.7%	0.8%
% of FP17s Relating to Continuations	2	346	0.6%	1.0%	1.0%	1.1%
% of Patients satisfied with the dentistry they have received	8	8	N/A	90.8%	91.9%	91.7%
% of Patients satisfied with the time they had to wait for an appointment	8	8	N/A	87.8%	88.0%	88.0%

* This is based on patients treated on this contract for their most recent course of treatment. Figures in italics indicate the base number of FP17s or Patient Questionnaire responses are less than 100. N/A is shown where the base number of responses is less than 10 during the period. % is calculated as Quantity/Base number*100

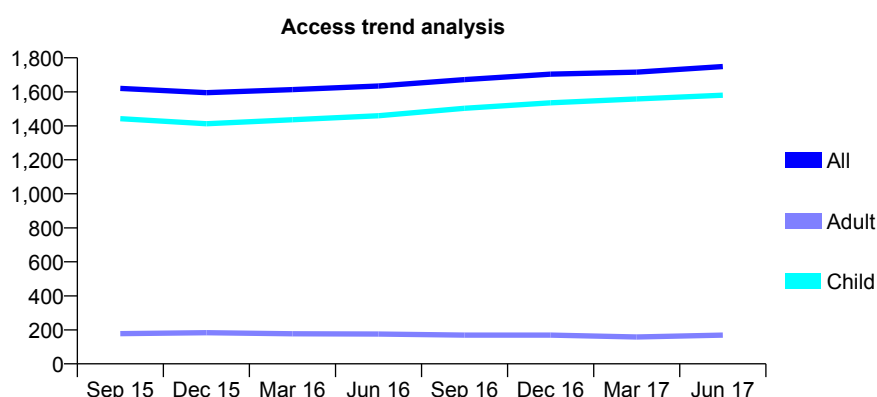
Q68 - Vital Signs At a Glance Contract Report for 723878/0002 - June 2017

Name or company name	MRS JM HATTON
Contract type name	GDS Contract
Purpose of contract	General
Contract start date	01/11/2010
Contract end date	

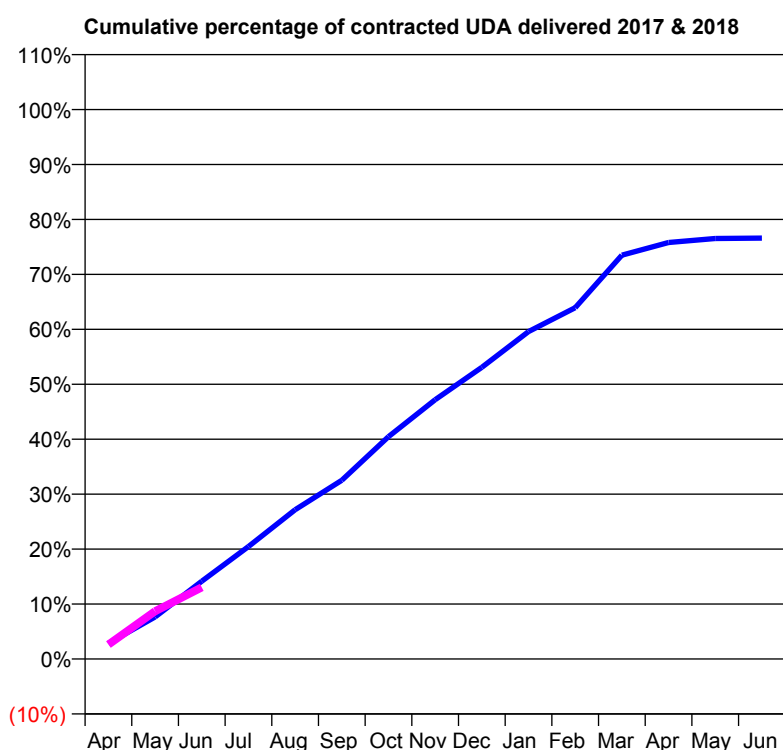
17/18 Contracted general activity (UDA)	5,000
Carry forward general activity (UDA)	0
17/18 Contracted orthodontic activity (UOA)	0
Carry forward orthodontic activity (UOA)	0
Baseline contract value	£111,110.00

ACCESS*

Patients seen in 24 months	Total	Change since previous quarter
Quarter ending June 2016	1,634	
Quarter ending September 2016	1,672	↑
Quarter ending December 2016	1,704	→
Quarter ending March 2017	1,716	→
Quarter ending June 2017	1,749	→
Variance since June 2016	7.0%	↑



ACTIVITY



Adjusted Scheduled Activity (UDA)		
Month	2017	2018
April	143	131
May	383	435
June	708	652
July	1,024	
August	1,358	
September	1,627	
October	2,024	
November	2,359	
December	2,654	
January	2,980	
February	3,197	
March	3,675	
April	3,790	
May	3,826	
June	3,830	

QUALITY

	Quantity	Base Number	Contract	AT	Region	England
% of FP17s for the same patient ID Re-attending within 3 months - Children	39	582	6.7%	9.4%	11.6%	12.0%
% of FP17s for the same patient ID Re-attending within 3 months - Adults	2	16	12.5%	15.1%	15.9%	16.0%
% of FP17s for the same patient ID Re-attending between 3 & 9 months - Children	363	582	62.4%	59.5%	60.4%	58.0%
% of FP17s for the same patient ID Re-attending between 3 & 9 months - Adults	7	16	43.8%	51.8%	52.3%	50.9%
% of FP17s for Band 1 Urgent Courses	18	489	3.7%	9.5%	9.5%	9.1%
% of FP17s Relating to Free Repair or Replacements	0	489	0.0%	0.6%	0.7%	0.8%
% of FP17s Relating to Continuations	0	489	0.0%	1.0%	1.0%	1.1%
% of Patients satisfied with the dentistry they have received	0	0	N/A	90.8%	91.9%	91.7%
% of Patients satisfied with the time they had to wait for an appointment	0	0	N/A	87.8%	88.0%	88.0%

* This is based on patients treated on this contract for their most recent course of treatment. Figures in italics indicate the base number of FP17s or Patient Questionnaire responses are less than 100. N/A is shown where the base number of responses is less than 10 during the period. % is calculated as Quantity/Base number*100

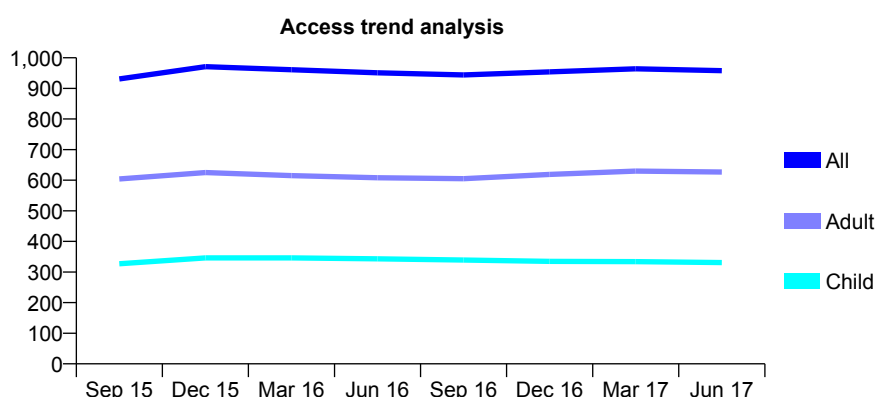
Q68 - Vital Signs At a Glance Contract Report for 725188/0001 - June 2017

Name or company name	MR JE BELLRINGER
Contract type name	GDS Contract
Purpose of contract	General
Contract start date	01/04/2006
Contract end date	

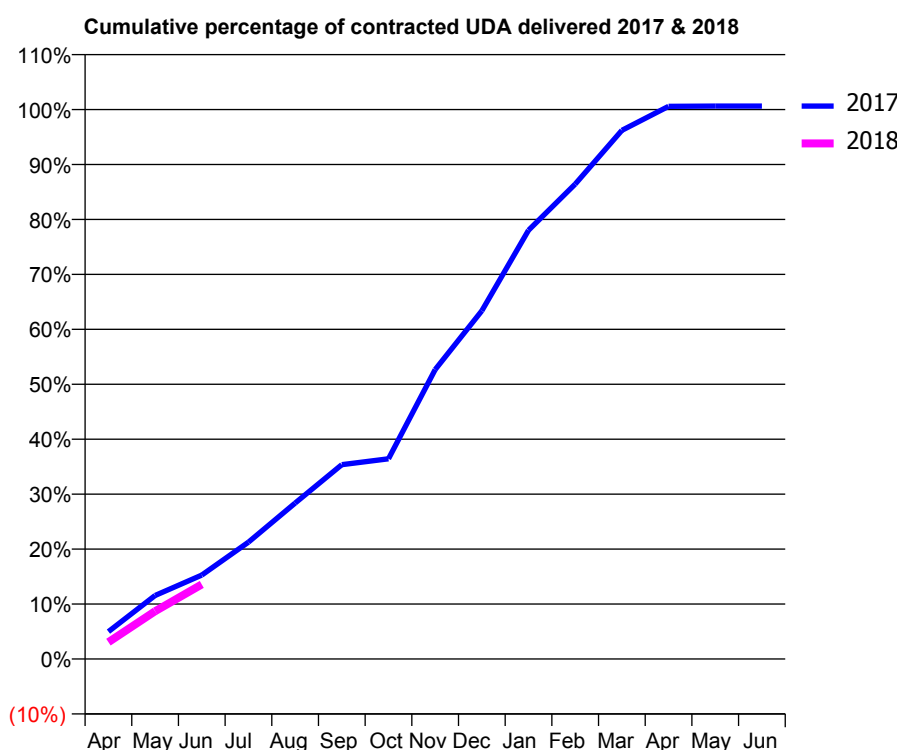
17/18 Contracted general activity (UDA)	2,186
Carry forward general activity (UDA)	0
17/18 Contracted orthodontic activity (UOA)	0
Carry forward orthodontic activity (UOA)	0
Baseline contract value	£50,156.71

ACCESS*

Patients seen in 24 months	Total	Change since previous quarter
Quarter ending June 2016	951	
Quarter ending September 2016	944	→
Quarter ending December 2016	954	→
Quarter ending March 2017	964	→
Quarter ending June 2017	958	→
Variance since June 2016	0.7%	→



ACTIVITY



Adjusted Scheduled Activity (UDA)		
Month	2017	2018
April	109	67
May	253	190
June	334	297
July	465	
August	621	
September	773	
October	796	
November	1,151	
December	1,385	
January	1,706	
February	1,889	
March	2,103	
April	2,199	
May	2,200	
June	2,200	

QUALITY

	Quantity	Base Number	Contract	AT	Region	England
% of FP17s for the same patient ID Re-attending within 3 months - Children	7	118	5.9%	9.4%	11.6%	12.0%
% of FP17s for the same patient ID Re-attending within 3 months - Adults	14	115	12.2%	15.1%	15.9%	16.0%
% of FP17s for the same patient ID Re-attending between 3 & 9 months - Children	77	118	65.3%	59.5%	60.4%	58.0%
% of FP17s for the same patient ID Re-attending between 3 & 9 months - Adults	75	115	65.2%	51.8%	52.3%	50.9%
% of FP17s for Band 1 Urgent Courses	0	184	0.0%	9.5%	9.5%	9.1%
% of FP17s Relating to Free Repair or Replacements	0	184	0.0%	0.6%	0.7%	0.8%
% of FP17s Relating to Continuations	2	184	1.1%	1.0%	1.0%	1.1%
% of Patients satisfied with the dentistry they have received	0	1	N/A	90.8%	91.9%	91.7%
% of Patients satisfied with the time they had to wait for an appointment	1	1	N/A	87.8%	88.0%	88.0%

* This is based on patients treated on this contract for their most recent course of treatment. Figures in italics indicate the base number of FP17s or Patient Questionnaire responses are less than 100. N/A is shown where the base number of responses is less than 10 during the period. % is calculated as Quantity/Base number*100

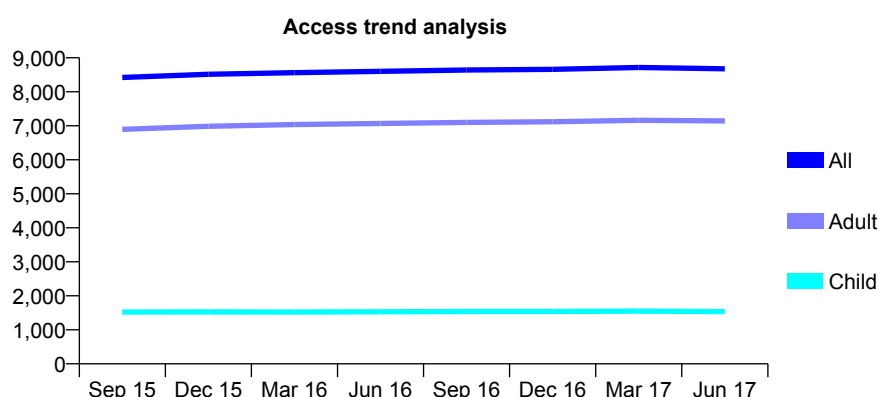
Q68 - Vital Signs At a Glance Contract Report for 725536/0001 - June 2017

Name or company name	East Street Dental Partnership
Contract type name	GDS Contract
Purpose of contract	General
Contract start date	01/04/2007
Contract end date	

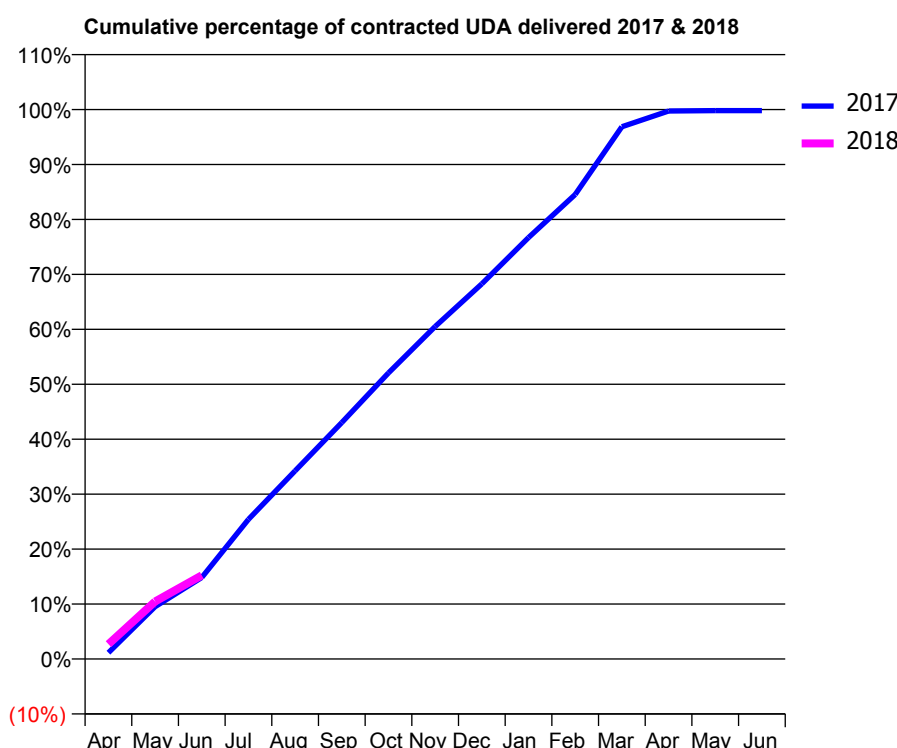
17/18 Contracted general activity (UDA)	24,520
Carry forward general activity (UDA)	0
17/18 Contracted orthodontic activity (UOA)	0
Carry forward orthodontic activity (UOA)	0
Baseline contract value	£547,833.00

ACCESS*

Patients seen in 24 months	Total	Change since previous quarter
Quarter ending June 2016	8,601	
Quarter ending September 2016	8,640	→
Quarter ending December 2016	8,659	→
Quarter ending March 2017	8,715	→
Quarter ending June 2017	8,678	→
Variance since June 2016	0.9%	→



ACTIVITY



Adjusted Scheduled Activity (UDA)		
Month	2017	2018
April	252	666
May	2,108	2,566
June	3,283	3,732
July	5,623	
August	7,575	
September	9,519	
October	11,517	
November	13,386	
December	15,101	
January	16,963	
February	18,697	
March	21,423	
April	22,057	
May	22,074	
June	22,075	

QUALITY

	Quantity	Base Number	Contract	AT	Region	England
% of FP17s for the same patient ID Re-attending within 3 months - Children	26	396	6.6%	9.4%	11.6%	12.0%
% of FP17s for the same patient ID Re-attending within 3 months - Adults	281	1,956	14.4%	15.1%	15.9%	16.0%
% of FP17s for the same patient ID Re-attending between 3 & 9 months - Children	201	396	50.8%	59.5%	60.4%	58.0%
% of FP17s for the same patient ID Re-attending between 3 & 9 months - Adults	933	1,956	47.7%	51.8%	52.3%	50.9%
% of FP17s for Band 1 Urgent Courses	163	1,856	8.8%	9.5%	9.5%	9.1%
% of FP17s Relating to Free Repair or Replacements	2	1,856	0.1%	0.6%	0.7%	0.8%
% of FP17s Relating to Continuations	37	1,856	2.0%	1.0%	1.0%	1.1%
% of Patients satisfied with the dentistry they have received	8	8	N/A	90.8%	91.9%	91.7%
% of Patients satisfied with the time they had to wait for an appointment	8	8	N/A	87.8%	88.0%	88.0%

* This is based on patients treated on this contract for their most recent course of treatment. Figures in italics indicate the base number of FP17s or Patient Questionnaire responses are less than 100. N/A is shown where the base number of responses is less than 10 during the period. % is calculated as Quantity/Base number*100

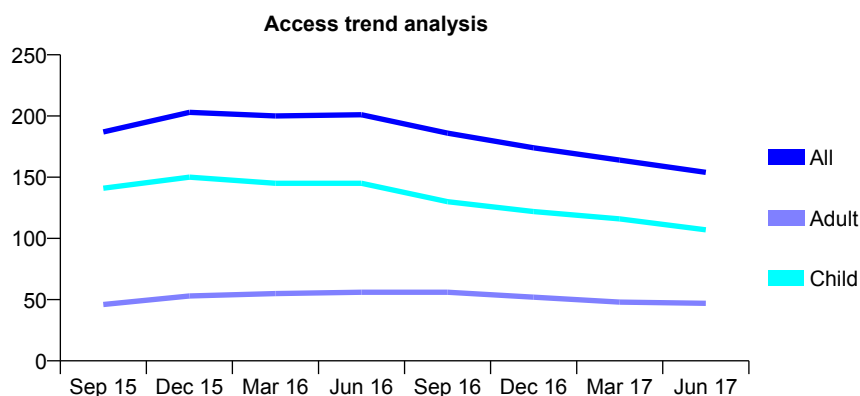
Q68 - Vital Signs At a Glance Contract Report for 729175/0004 - June 2017

Name or company name	MR LD MURRAY
Contract type name	GDS Contract
Purpose of contract	General
Contract start date	01/04/2014
Contract end date	

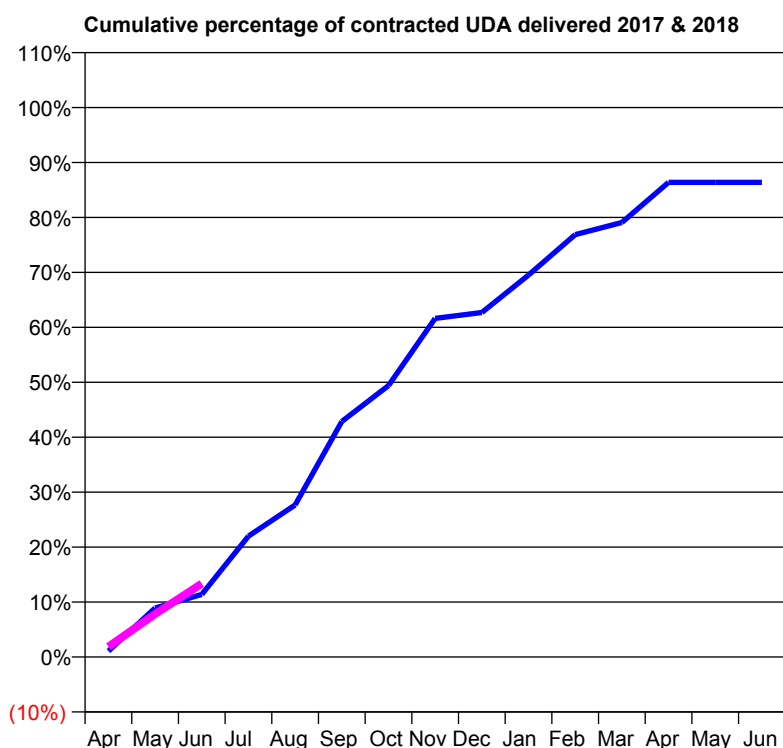
17/18 Contracted general activity (UDA)	370
Carry forward general activity (UDA)	0
17/18 Contracted orthodontic activity (UOA)	0
Carry forward orthodontic activity (UOA)	0
Baseline contract value	£9,467.84

ACCESS*

Patients seen in 24 months	Total	Change since previous quarter
Quarter ending June 2016	201	
Quarter ending September 2016	186	↓
Quarter ending December 2016	174	↓
Quarter ending March 2017	164	↓
Quarter ending June 2017	154	↓
Variance since June 2016	(23.4%)	↓



ACTIVITY



Adjusted Scheduled Activity (UDA)		
Month	2017	2018
April	4	7
May	33	29
June	42	49
July	81	
August	102	
September	159	
October	183	
November	228	
December	232	
January	257	
February	284	
March	293	
April	320	
May	320	
June	320	

QUALITY

	Quantity	Base Number	Contract	AT	Region	England
% of FP17s for the same patient ID Re-attending within 3 months - Children	0	48	0.0%	9.4%	11.6%	12.0%
% of FP17s for the same patient ID Re-attending within 3 months - Adults	1	9	11.1%	15.1%	15.9%	16.0%
% of FP17s for the same patient ID Re-attending between 3 & 9 months - Children	21	48	43.8%	59.5%	60.4%	58.0%
% of FP17s for the same patient ID Re-attending between 3 & 9 months - Adults	4	9	44.4%	51.8%	52.3%	50.9%
% of FP17s for Band 1 Urgent Courses	2	43	4.7%	9.5%	9.5%	9.1%
% of FP17s Relating to Free Repair or Replacements	0	43	0.0%	0.6%	0.7%	0.8%
% of FP17s Relating to Continuations	0	43	0.0%	1.0%	1.0%	1.1%
% of Patients satisfied with the dentistry they have received	0	0	N/A	90.8%	91.9%	91.7%
% of Patients satisfied with the time they had to wait for an appointment	0	0	N/A	87.8%	88.0%	88.0%

* This is based on patients treated on this contract for their most recent course of treatment. Figures in italics indicate the base number of FP17s or Patient Questionnaire responses are less than 100. N/A is shown where the base number of responses is less than 10 during the period. % is calculated as Quantity/Base number*100

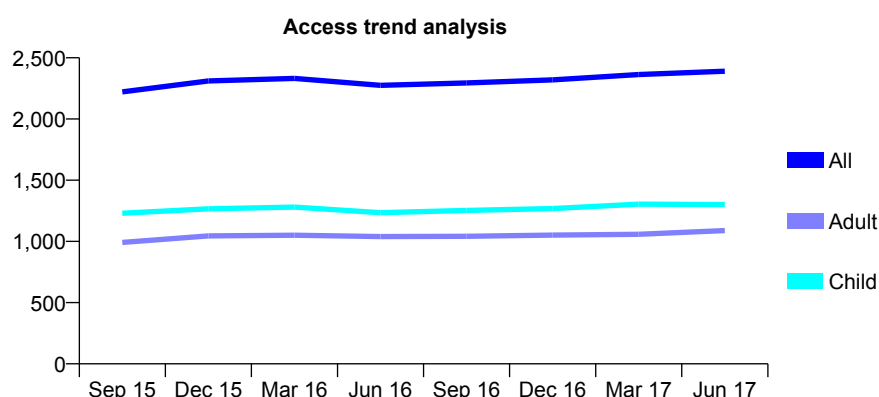
Q68 - Vital Signs At a Glance Contract Report for 729299/0001 - June 2017

Name or company name	MISS MB QUEENAN
Contract type name	GDS Contract
Purpose of contract	General
Contract start date	01/04/2006
Contract end date	

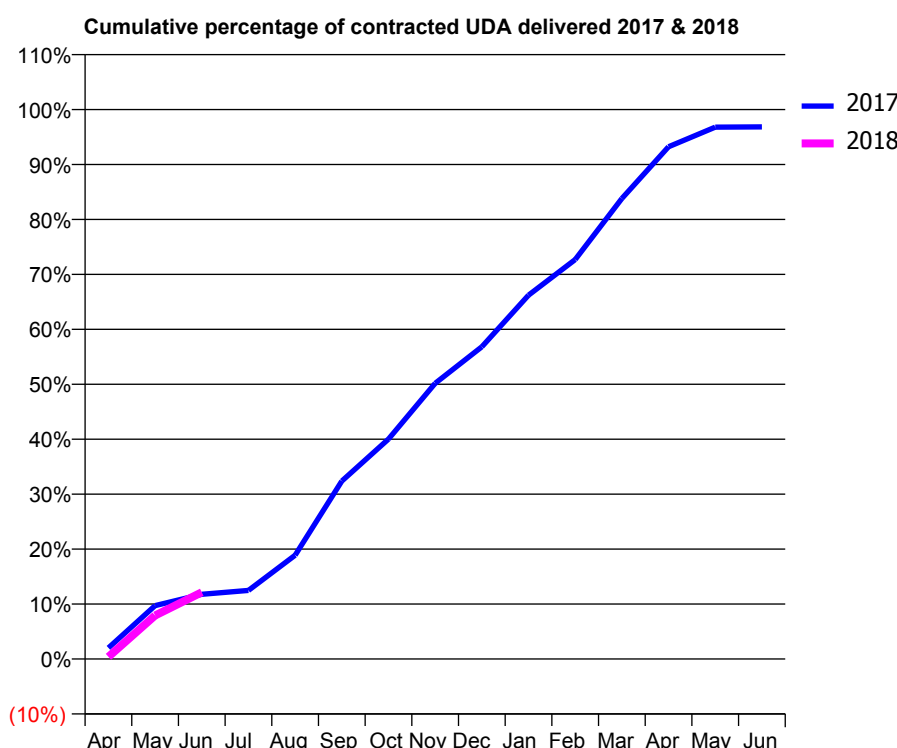
17/18 Contracted general activity (UDA)	4,368
Carry forward general activity (UDA)	0
17/18 Contracted orthodontic activity (UOA)	0
Carry forward orthodontic activity (UOA)	0
Baseline contract value	£97,081.75

ACCESS*

Patients seen in 24 months	Total	Change since previous quarter
Quarter ending June 2016	2,275	
Quarter ending September 2016	2,295	→
Quarter ending December 2016	2,320	→
Quarter ending March 2017	2,363	→
Quarter ending June 2017	2,390	→
Variance since June 2016	5.1%	↑



ACTIVITY



Adjusted Scheduled Activity (UDA)		
Month	2017	2018
April	89	18
May	425	346
June	515	531
July	545	
August	825	
September	1,414	
October	1,748	
November	2,191	
December	2,482	
January	2,892	
February	3,175	
March	3,661	
April	4,072	
May	4,227	
June	4,229	

QUALITY

	Quantity	Base Number	Contract	AT	Region	England
% of FP17s for the same patient ID Re-attending within 3 months - Children	11	335	3.3%	9.4%	11.6%	12.0%
% of FP17s for the same patient ID Re-attending within 3 months - Adults	31	279	11.1%	15.1%	15.9%	16.0%
% of FP17s for the same patient ID Re-attending between 3 & 9 months - Children	181	335	54.0%	59.5%	60.4%	58.0%
% of FP17s for the same patient ID Re-attending between 3 & 9 months - Adults	102	279	36.6%	51.8%	52.3%	50.9%
% of FP17s for Band 1 Urgent Courses	23	378	6.1%	9.5%	9.5%	9.1%
% of FP17s Relating to Free Repair or Replacements	0	378	0.0%	0.6%	0.7%	0.8%
% of FP17s Relating to Continuations	0	378	0.0%	1.0%	1.0%	1.1%
% of Patients satisfied with the dentistry they have received	2	2	N/A	90.8%	91.9%	91.7%
% of Patients satisfied with the time they had to wait for an appointment	2	2	N/A	87.8%	88.0%	88.0%

* This is based on patients treated on this contract for their most recent course of treatment. Figures in italics indicate the base number of FP17s or Patient Questionnaire responses are less than 100. N/A is shown where the base number of responses is less than 10 during the period. % is calculated as Quantity/Base number*100

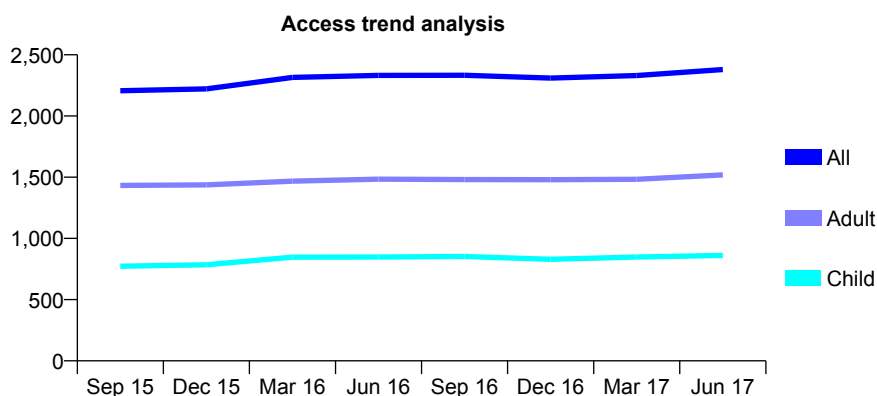
Q68 - Vital Signs At a Glance Contract Report for 729809/0002 - June 2017

Name or company name	Priory House Dental Centre
Contract type name	GDS Contract
Purpose of contract	General
Contract start date	01/04/2011
Contract end date	

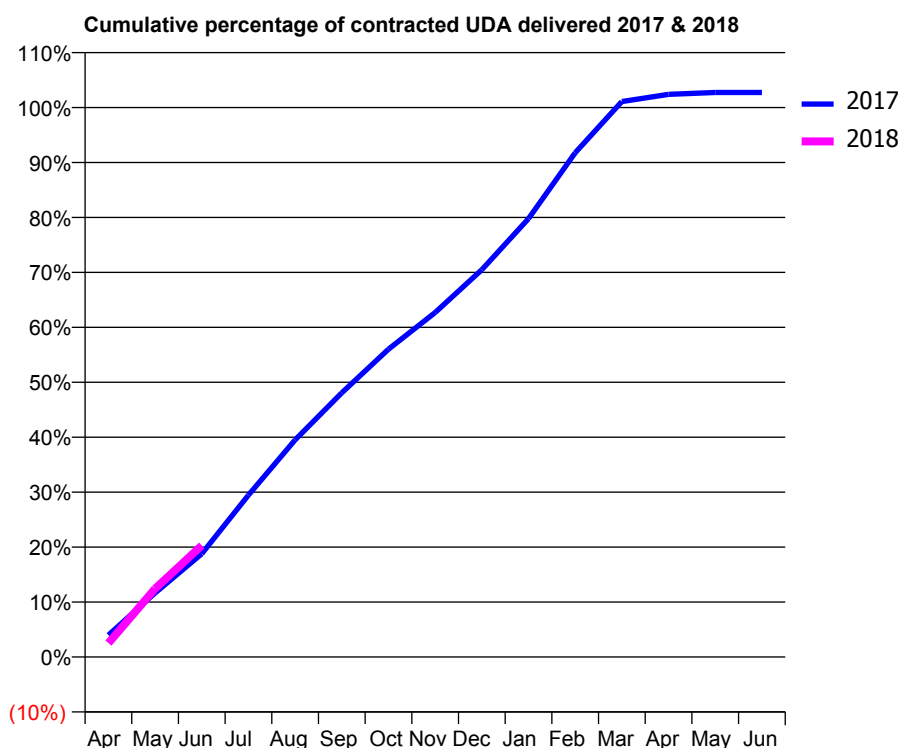
17/18 Contracted general activity (UDA)	5,300
Carry forward general activity (UDA)	0
17/18 Contracted orthodontic activity (UOA)	0
Carry forward orthodontic activity (UOA)	0
Baseline contract value	£130,860.53

ACCESS*

Patients seen in 24 months	Total	Change since previous quarter
Quarter ending June 2016	2,332	
Quarter ending September 2016	2,333	→
Quarter ending December 2016	2,310	→
Quarter ending March 2017	2,331	→
Quarter ending June 2017	2,380	↑
Variance since June 2016	2.1%	↑



ACTIVITY



Month	Adjusted Scheduled Activity (UDA)	
	2017	2018
April	211	134
May	618	659
June	996	1,076
July	1,562	
August	2,094	
September	2,549	
October	2,969	
November	3,323	
December	3,736	
January	4,229	
February	4,864	
March	5,357	
April	5,427	
May	5,445	
June	5,445	

QUALITY

	Quantity	Base Number	Contract	AT	Region	England
% of FP17s for the same patient ID Re-attending within 3 months - Children	25	273	9.2%	9.4%	11.6%	12.0%
% of FP17s for the same patient ID Re-attending within 3 months - Adults	64	465	13.8%	15.1%	15.9%	16.0%
% of FP17s for the same patient ID Re-attending between 3 & 9 months - Children	135	273	49.5%	59.5%	60.4%	58.0%
% of FP17s for the same patient ID Re-attending between 3 & 9 months - Adults	242	465	52.0%	51.8%	52.3%	50.9%
% of FP17s for Band 1 Urgent Courses	3	685	0.4%	9.5%	9.5%	9.1%
% of FP17s Relating to Free Repair or Replacements	7	685	1.0%	0.6%	0.7%	0.8%
% of FP17s Relating to Continuations	14	685	2.0%	1.0%	1.0%	1.1%
% of Patients satisfied with the dentistry they have received	3	3	N/A	90.8%	91.9%	91.7%
% of Patients satisfied with the time they had to wait for an appointment	2	3	N/A	87.8%	88.0%	88.0%

* This is based on patients treated on this contract for their most recent course of treatment. Figures in italics indicate the base number of FP17s or Patient Questionnaire responses are less than 100. N/A is shown where the base number of responses is less than 10 during the period. % is calculated as Quantity/Base number*100

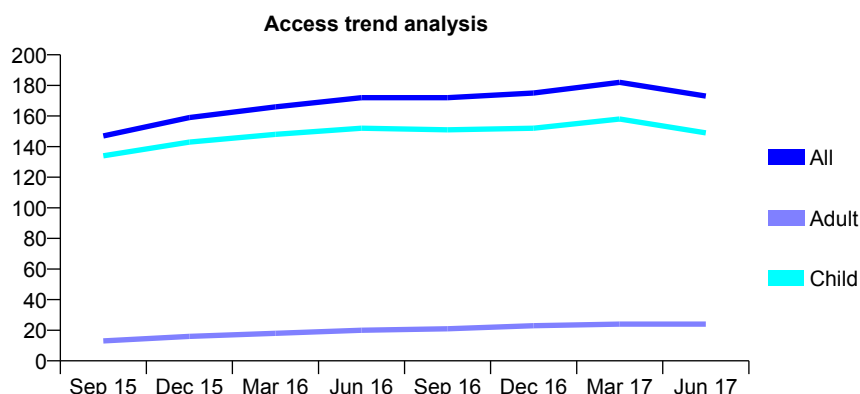
Q68 - Vital Signs At a Glance Contract Report for 730920/0001 - June 2017

Name or company name	MR GA HILL
Contract type name	GDS Contract
Purpose of contract	General
Contract start date	01/04/2006
Contract end date	

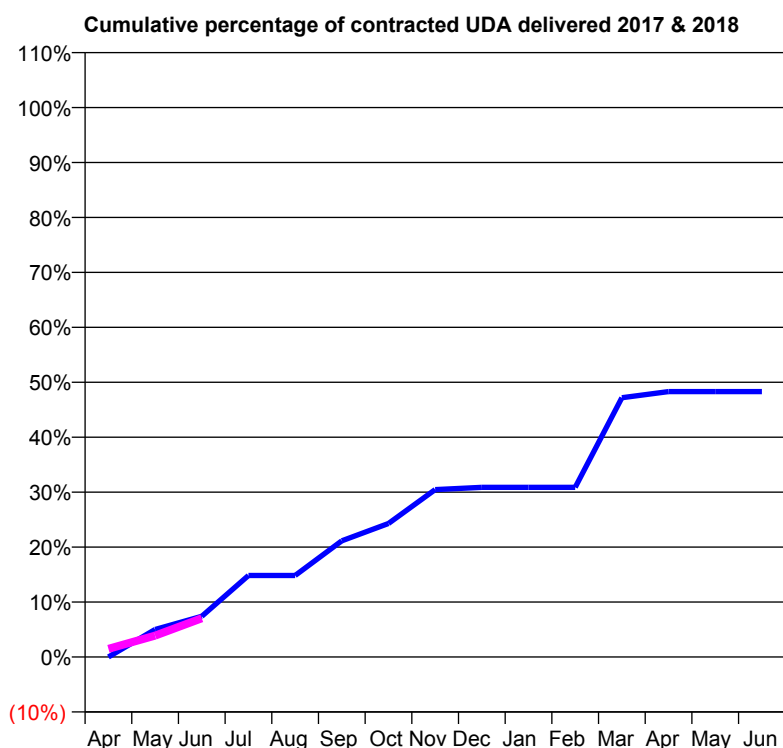
17/18 Contracted general activity (UDA)	539
Carry forward general activity (UDA)	0
17/18 Contracted orthodontic activity (UOA)	0
Carry forward orthodontic activity (UOA)	0
Baseline contract value	£13,281.04

ACCESS*

Patients seen in 24 months	Total	Change since previous quarter
Quarter ending June 2016	172	
Quarter ending September 2016	172	→
Quarter ending December 2016	175	→
Quarter ending March 2017	182	↑
Quarter ending June 2017	173	↓
Variance since June 2016	0.6%	→



ACTIVITY



Month	Adjusted Scheduled Activity (UDA)	
	2017	2018
April	0	8
May	27	21
June	40	38
July	80	
August	80	
September	114	
October	131	
November	164	
December	166	
January	166	
February	166	
March	254	
April	260	
May	260	
June	260	

QUALITY

	Quantity	Base Number	Contract	AT	Region	England
% of FP17s for the same patient ID Re-attending within 3 months - Children	1	30	3.3%	9.4%	11.6%	12.0%
% of FP17s for the same patient ID Re-attending within 3 months - Adults	0	2	0.0%	15.1%	15.9%	16.0%
% of FP17s for the same patient ID Re-attending between 3 & 9 months - Children	17	30	56.7%	59.5%	60.4%	58.0%
% of FP17s for the same patient ID Re-attending between 3 & 9 months - Adults	2	2	100.0%	51.8%	52.3%	50.9%
% of FP17s for Band 1 Urgent Courses	0	26	0.0%	9.5%	9.5%	9.1%
% of FP17s Relating to Free Repair or Replacements	0	26	0.0%	0.6%	0.7%	0.8%
% of FP17s Relating to Continuations	0	26	0.0%	1.0%	1.0%	1.1%
% of Patients satisfied with the dentistry they have received	0	0	N/A	90.8%	91.9%	91.7%
% of Patients satisfied with the time they had to wait for an appointment	0	0	N/A	87.8%	88.0%	88.0%

* This is based on patients treated on this contract for their most recent course of treatment. Figures in italics indicate the base number of FP17s or Patient Questionnaire responses are less than 100. N/A is shown where the base number of responses is less than 10 during the period. % is calculated as Quantity/Base number*100

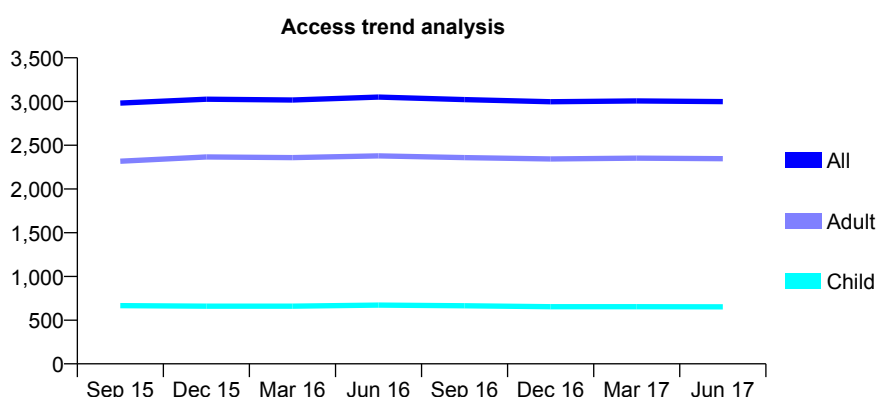
Q68 - Vital Signs At a Glance Contract Report for 732303/0001 - June 2017

Name or company name	MR TM GLYNN
Contract type name	GDS Contract
Purpose of contract	General
Contract start date	31/08/2011
Contract end date	

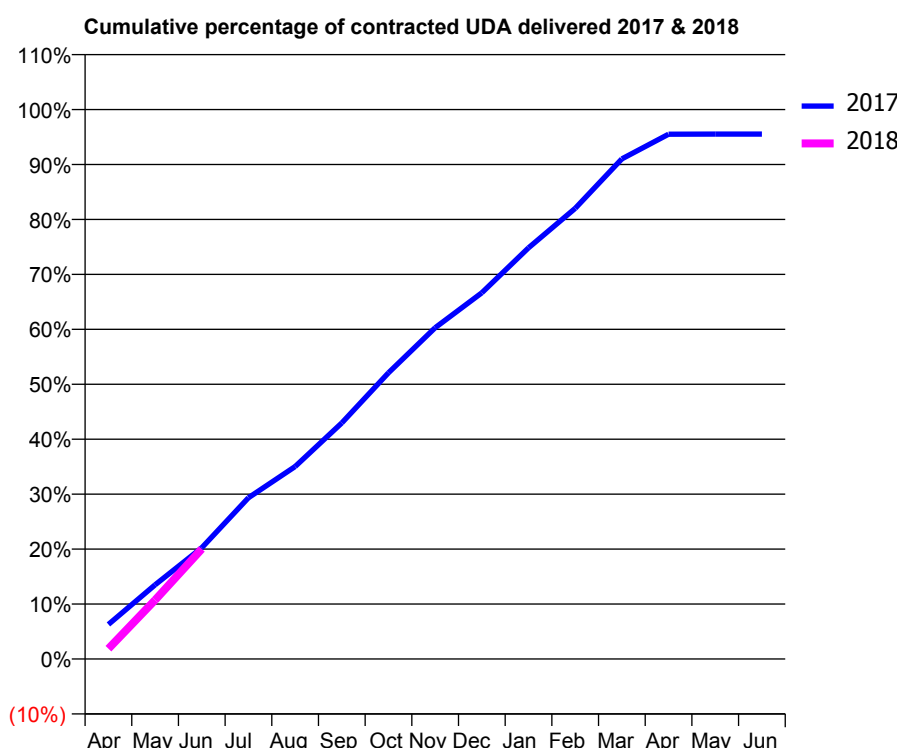
17/18 Contracted general activity (UDA)	7,554
Carry forward general activity (UDA)	0
17/18 Contracted orthodontic activity (UOA)	0
Carry forward orthodontic activity (UOA)	0
Baseline contract value	£178,113.28

ACCESS*

Patients seen in 24 months	Total	Change since previous quarter
Quarter ending June 2016	3,051	
Quarter ending September 2016	3,022	→
Quarter ending December 2016	2,997	→
Quarter ending March 2017	3,006	→
Quarter ending June 2017	2,999	→
Variance since June 2016	(1.7%)	↓



ACTIVITY



Adjusted Scheduled Activity (UDA)		
Month	2017	2018
April	476	142
May	1,020	811
June	1,530	1,512
July	2,218	
August	2,646	
September	3,246	
October	3,934	
November	4,554	
December	5,035	
January	5,652	
February	6,195	
March	6,875	
April	7,215	
May	7,216	
June	7,216	

QUALITY

	Quantity	Base Number	Contract	AT	Region	England
% of FP17s for the same patient ID Re-attending within 3 months - Children	9	215	4.2%	9.4%	11.6%	12.0%
% of FP17s for the same patient ID Re-attending within 3 months - Adults	62	703	8.8%	15.1%	15.9%	16.0%
% of FP17s for the same patient ID Re-attending between 3 & 9 months - Children	113	215	52.6%	59.5%	60.4%	58.0%
% of FP17s for the same patient ID Re-attending between 3 & 9 months - Adults	359	703	51.1%	51.8%	52.3%	50.9%
% of FP17s for Band 1 Urgent Courses	37	750	4.9%	9.5%	9.5%	9.1%
% of FP17s Relating to Free Repair or Replacements	4	750	0.5%	0.6%	0.7%	0.8%
% of FP17s Relating to Continuations	0	750	0.0%	1.0%	1.0%	1.1%
% of Patients satisfied with the dentistry they have received	8	8	N/A	90.8%	91.9%	91.7%
% of Patients satisfied with the time they had to wait for an appointment	8	8	N/A	87.8%	88.0%	88.0%

* This is based on patients treated on this contract for their most recent course of treatment. Figures in italics indicate the base number of FP17s or Patient Questionnaire responses are less than 100. N/A is shown where the base number of responses is less than 10 during the period. % is calculated as Quantity/Base number*100

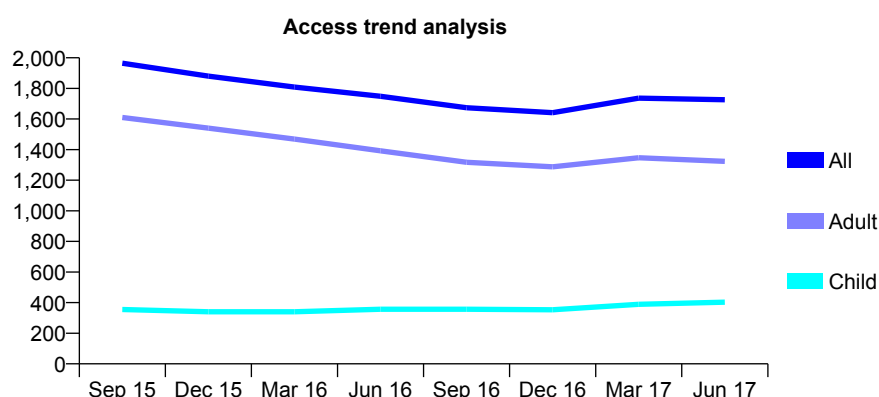
Q68 - Vital Signs At a Glance Contract Report for 739758/0002 - June 2017

Name or company name	MISS JM PASCOE
Contract type name	GDS Contract
Purpose of contract	General
Contract start date	01/12/2012
Contract end date	

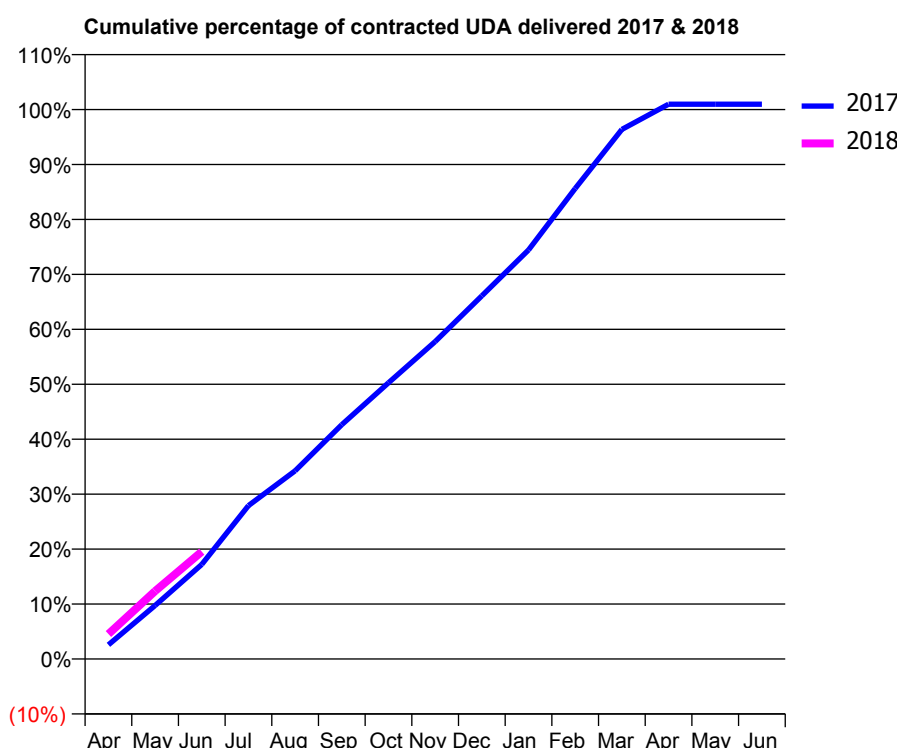
17/18 Contracted general activity (UDA)	4,950
Carry forward general activity (UDA)	0
17/18 Contracted orthodontic activity (UOA)	0
Carry forward orthodontic activity (UOA)	0
Baseline contract value	£119,160.32

ACCESS*

Patients seen in 24 months	Total	Change since previous quarter
Quarter ending June 2016	1,749	
Quarter ending September 2016	1,674	↓
Quarter ending December 2016	1,641	↓
Quarter ending March 2017	1,736	↑
Quarter ending June 2017	1,726	→
Variance since June 2016	(1.3%)	↓



ACTIVITY



Adjusted Scheduled Activity (UDA)		
Month	2017	2018
April	128	225
May	482	613
June	853	968
July	1,381	
August	1,696	
September	2,111	
October	2,488	
November	2,860	
December	3,272	
January	3,685	
February	4,239	
March	4,771	
April	4,998	
May	4,998	
June	4,998	

QUALITY

	Quantity	Base Number	Contract	AT	Region	England
% of FP17s for the same patient ID Re-attending within 3 months - Children	7	139	5.0%	9.4%	11.6%	12.0%
% of FP17s for the same patient ID Re-attending within 3 months - Adults	38	451	8.4%	15.1%	15.9%	16.0%
% of FP17s for the same patient ID Re-attending between 3 & 9 months - Children	68	139	48.9%	59.5%	60.4%	58.0%
% of FP17s for the same patient ID Re-attending between 3 & 9 months - Adults	270	451	59.9%	51.8%	52.3%	50.9%
% of FP17s for Band 1 Urgent Courses	10	478	2.1%	9.5%	9.5%	9.1%
% of FP17s Relating to Free Repair or Replacements	6	478	1.3%	0.6%	0.7%	0.8%
% of FP17s Relating to Continuations	6	478	1.3%	1.0%	1.0%	1.1%
% of Patients satisfied with the dentistry they have received	1	1	N/A	90.8%	91.9%	91.7%
% of Patients satisfied with the time they had to wait for an appointment	1	1	N/A	87.8%	88.0%	88.0%

* This is based on patients treated on this contract for their most recent course of treatment. Figures in italics indicate the base number of FP17s or Patient Questionnaire responses are less than 100. N/A is shown where the base number of responses is less than 10 during the period. % is calculated as Quantity/Base number*100

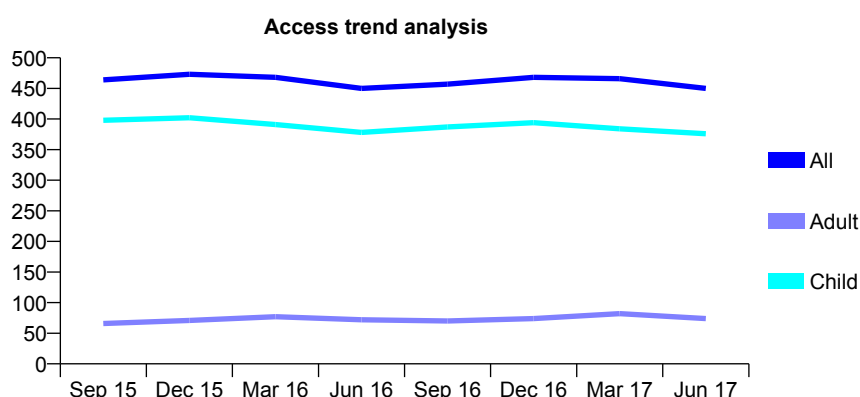
Q68 - Vital Signs At a Glance Contract Report for 739987/0001 - June 2017

Name or company name	MR PJ ELLIS
Contract type name	GDS Contract
Purpose of contract	General
Contract start date	01/04/2006
Contract end date	

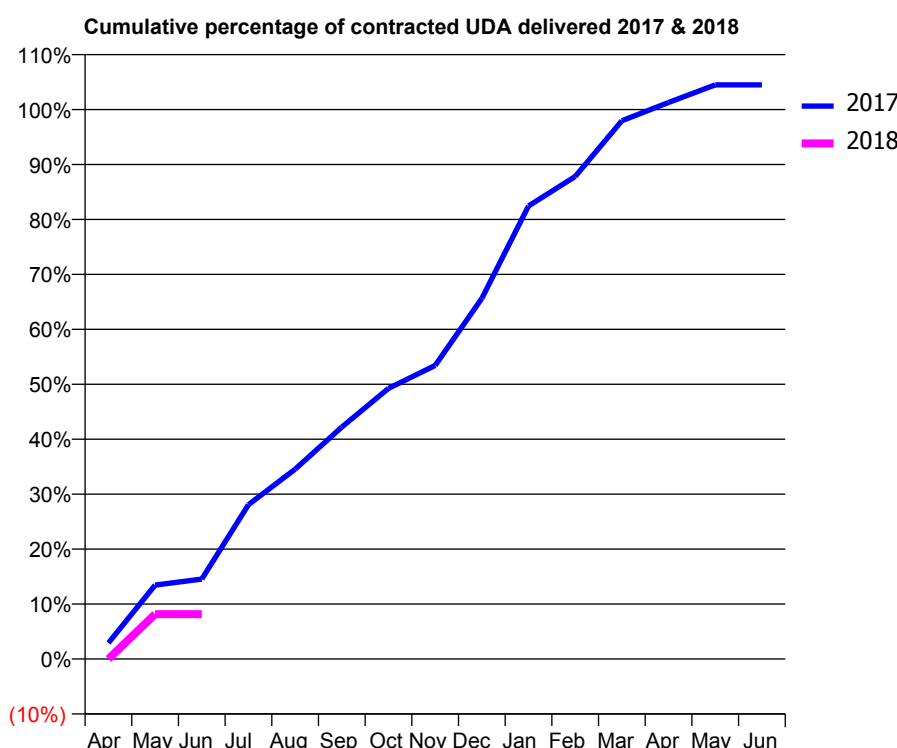
17/18 Contracted general activity (UDA)	750
Carry forward general activity (UDA)	0
17/18 Contracted orthodontic activity (UOA)	0
Carry forward orthodontic activity (UOA)	0
Baseline contract value	£16,665.70

ACCESS*

Patients seen in 24 months	Total	Change since previous quarter
Quarter ending June 2016	450	
Quarter ending September 2016	457	→
Quarter ending December 2016	468	↑
Quarter ending March 2017	466	→
Quarter ending June 2017	450	↓
Variance since June 2016	0.0%	→



ACTIVITY



Adjusted Scheduled Activity (UDA)		
Month	2017	2018
April	22	0
May	101	61
June	109	61
July	211	
August	259	
September	317	
October	369	
November	401	
December	492	
January	618	
February	659	
March	735	
April	760	
May	784	
June	784	

QUALITY

	Quantity	Base Number	Contract	AT	Region	England
% of FP17s for the same patient ID Re-attending within 3 months - Children	1	79	1.3%	9.4%	11.6%	12.0%
% of FP17s for the same patient ID Re-attending within 3 months - Adults	0	5	0.0%	15.1%	15.9%	16.0%
% of FP17s for the same patient ID Re-attending between 3 & 9 months - Children	54	79	68.4%	59.5%	60.4%	58.0%
% of FP17s for the same patient ID Re-attending between 3 & 9 months - Adults	3	5	60.0%	51.8%	52.3%	50.9%
% of FP17s for Band 1 Urgent Courses	1	55	1.8%	9.5%	9.5%	9.1%
% of FP17s Relating to Free Repair or Replacements	0	55	0.0%	0.6%	0.7%	0.8%
% of FP17s Relating to Continuations	0	55	0.0%	1.0%	1.0%	1.1%
% of Patients satisfied with the dentistry they have received	0	0	N/A	90.8%	91.9%	91.7%
% of Patients satisfied with the time they had to wait for an appointment	0	0	N/A	87.8%	88.0%	88.0%

* This is based on patients treated on this contract for their most recent course of treatment. Figures in italics indicate the base number of FP17s or Patient Questionnaire responses are less than 100. N/A is shown where the base number of responses is less than 10 during the period. % is calculated as Quantity/Base number*100

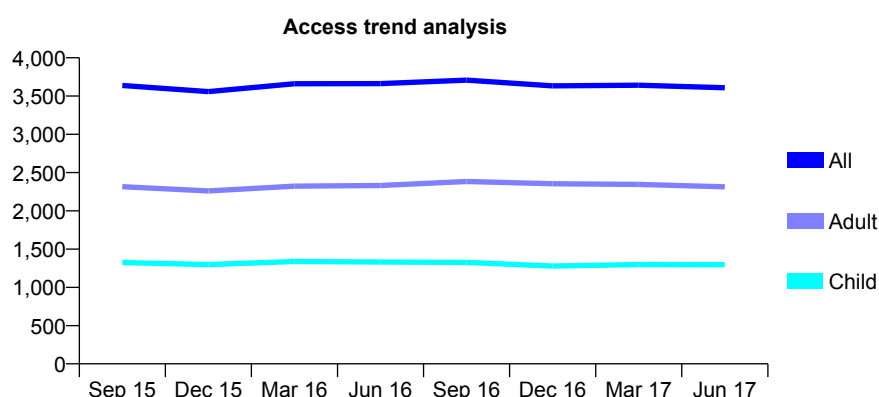
Q68 - Vital Signs At a Glance Contract Report for 740217/0001 - June 2017

Name or company name	MR PC JENKINSON
Contract type name	GDS Contract
Purpose of contract	General
Contract start date	01/04/2006
Contract end date	

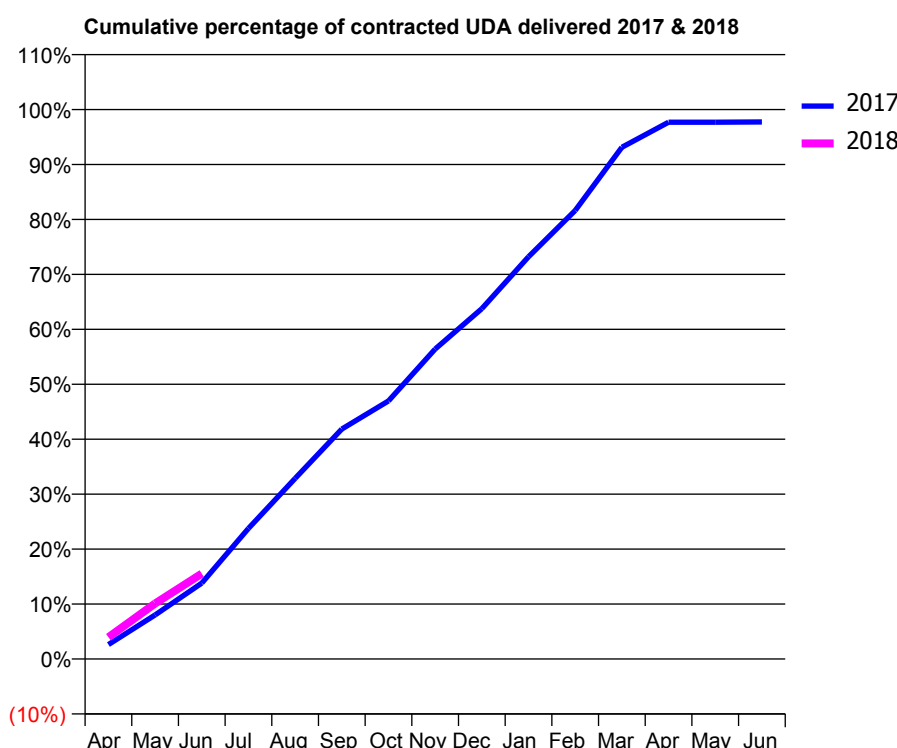
17/18 Contracted general activity (UDA)	7,817
Carry forward general activity (UDA)	0
17/18 Contracted orthodontic activity (UOA)	0
Carry forward orthodontic activity (UOA)	0
Baseline contract value	£211,260.20

ACCESS*

Patients seen in 24 months	Total	Change since previous quarter
Quarter ending June 2016	3,662	
Quarter ending September 2016	3,708	→
Quarter ending December 2016	3,633	↓
Quarter ending March 2017	3,642	→
Quarter ending June 2017	3,608	→
Variance since June 2016	(1.5%)	↓



ACTIVITY



Adjusted Scheduled Activity (UDA)		
Month	2017	2018
April	207	311
May	627	791
June	1,079	1,215
July	1,859	
August	2,569	
September	3,270	
October	3,671	
November	4,410	
December	4,985	
January	5,721	
February	6,381	
March	7,280	
April	7,636	
May	7,636	
June	7,640	

QUALITY

	Quantity	Base Number	Contract	AT	Region	England
% of FP17s for the same patient ID Re-attending within 3 months - Children	29	430	6.7%	9.4%	11.6%	12.0%
% of FP17s for the same patient ID Re-attending within 3 months - Adults	87	594	14.6%	15.1%	15.9%	16.0%
% of FP17s for the same patient ID Re-attending between 3 & 9 months - Children	266	430	61.9%	59.5%	60.4%	58.0%
% of FP17s for the same patient ID Re-attending between 3 & 9 months - Adults	284	594	47.8%	51.8%	52.3%	50.9%
% of FP17s for Band 1 Urgent Courses	57	664	8.6%	9.5%	9.5%	9.1%
% of FP17s Relating to Free Repair or Replacements	8	664	1.2%	0.6%	0.7%	0.8%
% of FP17s Relating to Continuations	2	664	0.3%	1.0%	1.0%	1.1%
% of Patients satisfied with the dentistry they have received	4	6	N/A	90.8%	91.9%	91.7%
% of Patients satisfied with the time they had to wait for an appointment	5	6	N/A	87.8%	88.0%	88.0%

* This is based on patients treated on this contract for their most recent course of treatment. Figures in italics indicate the base number of FP17s or Patient Questionnaire responses are less than 100. N/A is shown where the base number of responses is less than 10 during the period. % is calculated as Quantity/Base number*100

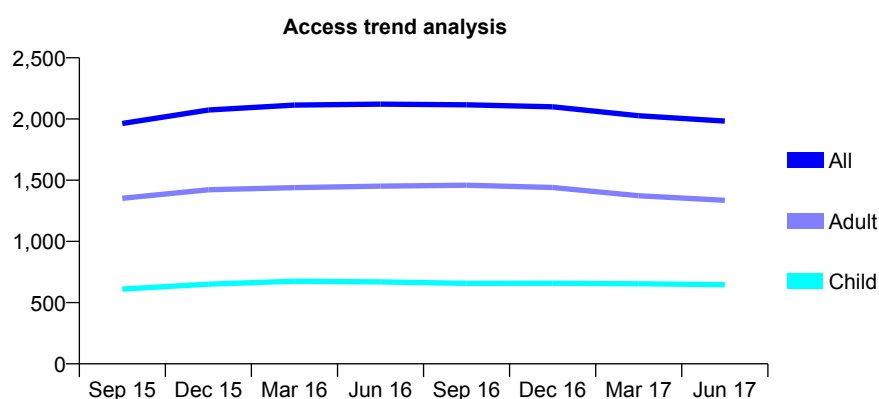
Q68 - Vital Signs At a Glance Contract Report for 741736/0001 - June 2017

Name or company name	MR C NIGRELLI
Contract type name	GDS Contract
Purpose of contract	General
Contract start date	01/04/2006
Contract end date	

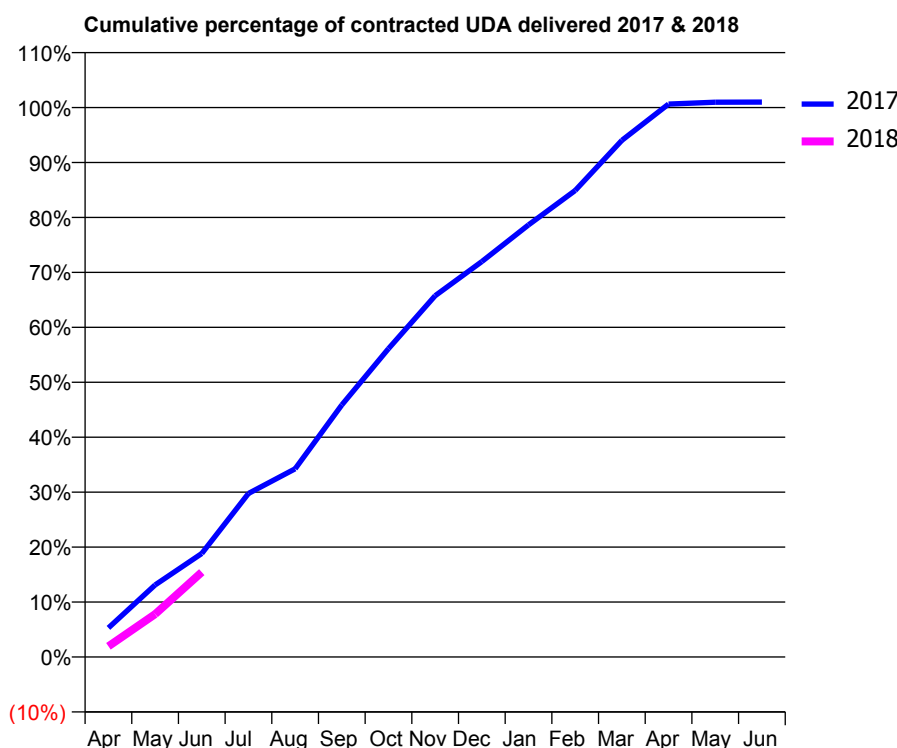
17/18 Contracted general activity (UDA)	5,167
Carry forward general activity (UDA)	0
17/18 Contracted orthodontic activity (UOA)	0
Carry forward orthodontic activity (UOA)	0
Baseline contract value	£139,500.05

ACCESS*

Patients seen in 24 months	Total	Change since previous quarter
Quarter ending June 2016	2,121	
Quarter ending September 2016	2,116	→
Quarter ending December 2016	2,100	→
Quarter ending March 2017	2,027	↓
Quarter ending June 2017	1,983	↓
Variance since June 2016	(6.5%)	↓



ACTIVITY



Adjusted Scheduled Activity (UDA)		
Month	2017	2018
April	274	101
May	677	403
June	974	798
July	1,538	
August	1,770	
September	2,370	
October	2,899	
November	3,397	
December	3,718	
January	4,064	
February	4,387	
March	4,858	
April	5,199	
May	5,216	
June	5,217	

QUALITY

	Quantity	Base Number	Contract	AT	Region	England
% of FP17s for the same patient ID Re-attending within 3 months - Children	14	227	6.2%	9.4%	11.6%	12.0%
% of FP17s for the same patient ID Re-attending within 3 months - Adults	34	388	8.8%	15.1%	15.9%	16.0%
% of FP17s for the same patient ID Re-attending between 3 & 9 months - Children	170	227	74.9%	59.5%	60.4%	58.0%
% of FP17s for the same patient ID Re-attending between 3 & 9 months - Adults	284	388	73.2%	51.8%	52.3%	50.9%
% of FP17s for Band 1 Urgent Courses	16	423	3.8%	9.5%	9.5%	9.1%
% of FP17s Relating to Free Repair or Replacements	7	423	1.7%	0.6%	0.7%	0.8%
% of FP17s Relating to Continuations	1	423	0.2%	1.0%	1.0%	1.1%
% of Patients satisfied with the dentistry they have received	7	7	N/A	90.8%	91.9%	91.7%
% of Patients satisfied with the time they had to wait for an appointment	7	7	N/A	87.8%	88.0%	88.0%

* This is based on patients treated on this contract for their most recent course of treatment. Figures in italics indicate the base number of FP17s or Patient Questionnaire responses are less than 100. N/A is shown where the base number of responses is less than 10 during the period. % is calculated as Quantity/Base number*100

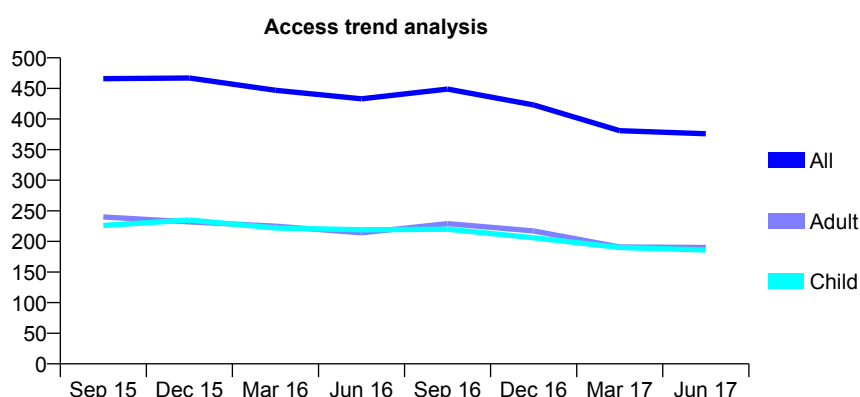
Q68 - Vital Signs At a Glance Contract Report for 742430/0002 - June 2017

Name or company name	Alpha Dental Care
Contract type name	GDS Contract
Purpose of contract	General
Contract start date	04/07/2011
Contract end date	

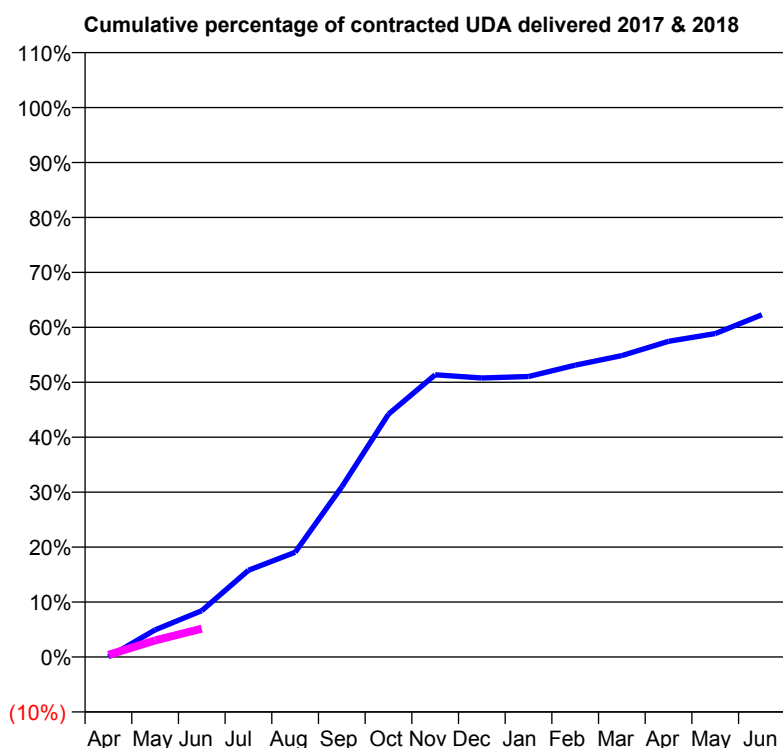
17/18 Contracted general activity (UDA)	1,500
Carry forward general activity (UDA)	0
17/18 Contracted orthodontic activity (UOA)	0
Carry forward orthodontic activity (UOA)	0
Baseline contract value	£32,541.43

ACCESS*

Patients seen in 24 months	Total	Change since previous quarter
Quarter ending June 2016	433	
Quarter ending September 2016	449	↑
Quarter ending December 2016	423	↓
Quarter ending March 2017	381	↓
Quarter ending June 2017	376	↓
Variance since June 2016	(13.2%)	↓



ACTIVITY



Adjusted Scheduled Activity (UDA)		
Month	2017	2018
April	0	6
May	74	45
June	126	77
July	237	
August	286	
September	465	
October	663	
November	770	
December	762	
January	766	
February	797	
March	823	
April	862	
May	883	
June	934	

QUALITY

	Quantity	Base Number	Contract	AT	Region	England
% of FP17s for the same patient ID Re-attending within 3 months - Children	0	18	0.0%	9.4%	11.6%	12.0%
% of FP17s for the same patient ID Re-attending within 3 months - Adults	4	28	14.3%	15.1%	15.9%	16.0%
% of FP17s for the same patient ID Re-attending between 3 & 9 months - Children	10	18	55.6%	59.5%	60.4%	58.0%
% of FP17s for the same patient ID Re-attending between 3 & 9 months - Adults	14	28	50.0%	51.8%	52.3%	50.9%
% of FP17s for Band 1 Urgent Courses	2	19	10.5%	9.5%	9.5%	9.1%
% of FP17s Relating to Free Repair or Replacements	0	19	0.0%	0.6%	0.7%	0.8%
% of FP17s Relating to Continuations	0	19	0.0%	1.0%	1.0%	1.1%
% of Patients satisfied with the dentistry they have received	1	1	N/A	90.8%	91.9%	91.7%
% of Patients satisfied with the time they had to wait for an appointment	1	1	N/A	87.8%	88.0%	88.0%

* This is based on patients treated on this contract for their most recent course of treatment. Figures in italics indicate the base number of FP17s or Patient Questionnaire responses are less than 100. N/A is shown where the base number of responses is less than 10 during the period. % is calculated as Quantity/Base number*100

Q68 - Vital Signs At a Glance Contract Report for 745022/0003 - June 2017

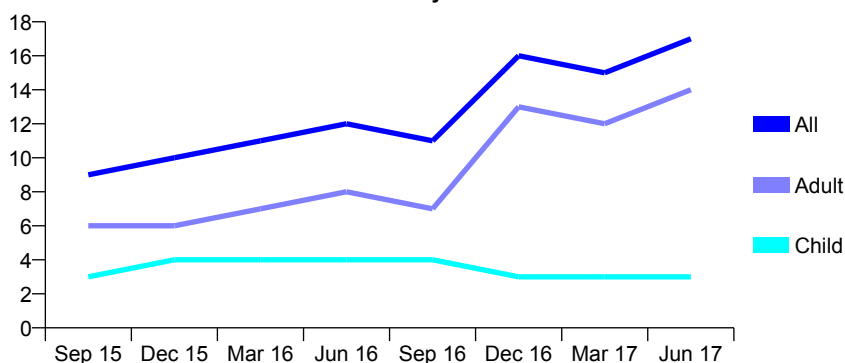
Name or company name	MR NH DOUGLAS
Contract type name	GDS Contract
Purpose of contract	General
Contract start date	01/04/2006
Contract end date	

17/18 Contracted general activity (UDA)	40
Carry forward general activity (UDA)	0
17/18 Contracted orthodontic activity (UOA)	0
Carry forward orthodontic activity (UOA)	0
Baseline contract value	£1,123.26

ACCESS*

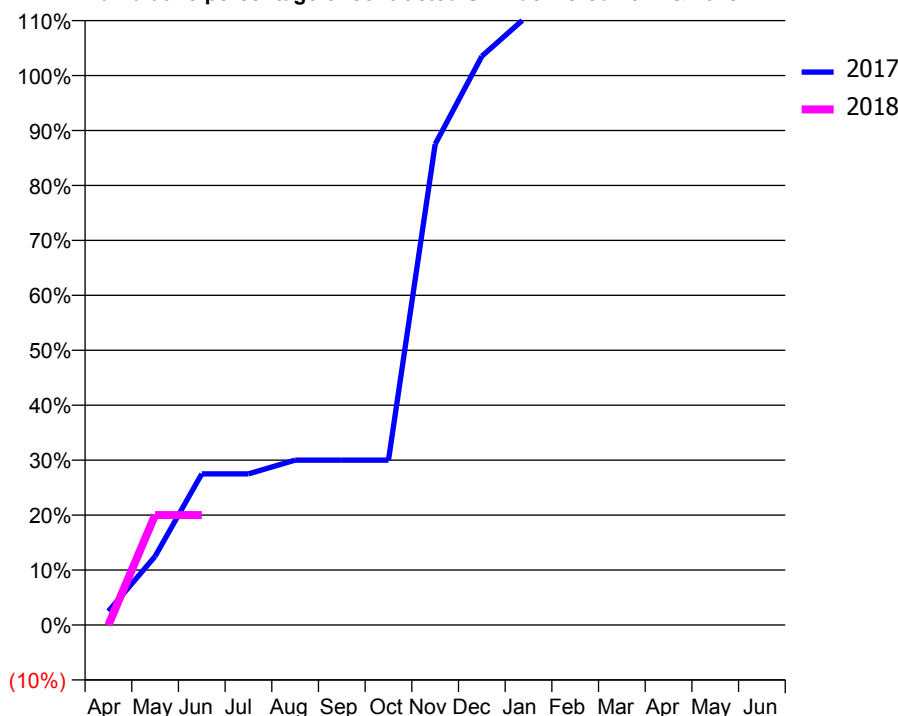
Patients seen in 24 months	Total	Change since previous quarter
Quarter ending June 2016	12	
Quarter ending September 2016	11	↓
Quarter ending December 2016	16	↑
Quarter ending March 2017	15	↓
Quarter ending June 2017	17	↑
Variance since June 2016	41.7%	↑

Access trend analysis



ACTIVITY

Cumulative percentage of contracted UDA delivered 2017 & 2018



Month	Adjusted Scheduled Activity (UDA)	
	2017	2018
April	1	0
May	5	8
June	11	8
July	11	
August	12	
September	12	
October	12	
November	35	
December	41	
January	44	
February	44	
March	49	
April	55	
May	58	
June	58	

QUALITY

	Quantity	Base Number	Contract	AT	Region	England
% of FP17s for the same patient ID Re-attending within 3 months - Children	0	3	0.0%	9.4%	11.6%	12.0%
% of FP17s for the same patient ID Re-attending within 3 months - Adults	0	4	0.0%	15.1%	15.9%	16.0%
% of FP17s for the same patient ID Re-attending between 3 & 9 months - Children	2	3	66.7%	59.5%	60.4%	58.0%
% of FP17s for the same patient ID Re-attending between 3 & 9 months - Adults	1	4	25.0%	51.8%	52.3%	50.9%
% of FP17s for Band 1 Urgent Courses	0	4	0.0%	9.5%	9.5%	9.1%
% of FP17s Relating to Free Repair or Replacements	0	4	0.0%	0.6%	0.7%	0.8%
% of FP17s Relating to Continuations	0	4	0.0%	1.0%	1.0%	1.1%
% of Patients satisfied with the dentistry they have received	0	0	N/A	90.8%	91.9%	91.7%
% of Patients satisfied with the time they had to wait for an appointment	0	0	N/A	87.8%	88.0%	88.0%

* This is based on patients treated on this contract for their most recent course of treatment. Figures in italics indicate the base number of FP17s or Patient Questionnaire responses are less than 100. N/A is shown where the base number of responses is less than 10 during the period. % is calculated as Quantity/Base number*100

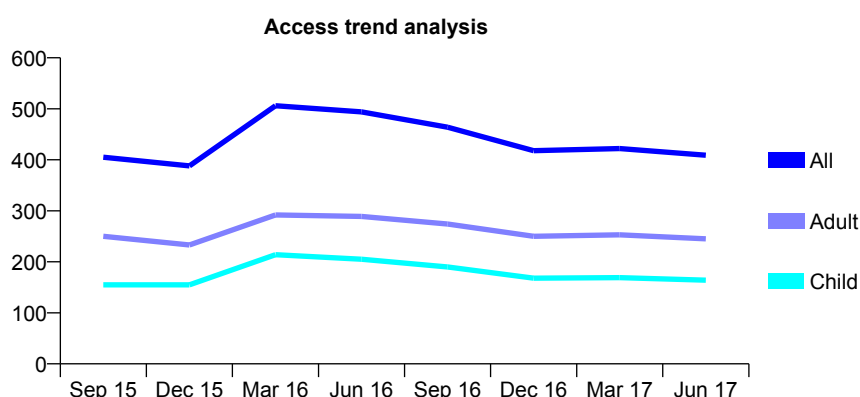
Q68 - Vital Signs At a Glance Contract Report for 745197/0001 - June 2017

Name or company name	MR MA LUNN
Contract type name	GDS Contract
Purpose of contract	General
Contract start date	01/04/2006
Contract end date	

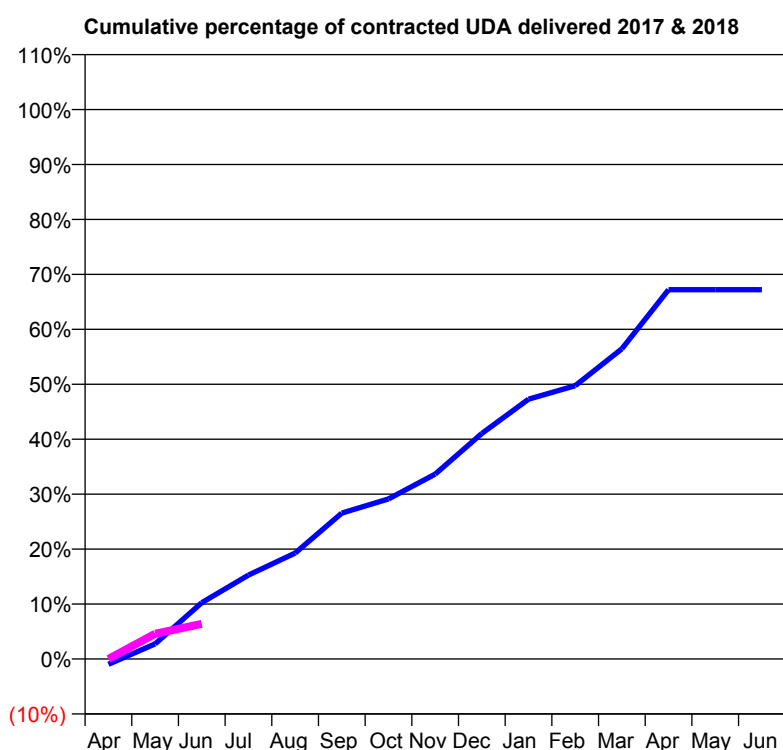
17/18 Contracted general activity (UDA)	1,330
Carry forward general activity (UDA)	0
17/18 Contracted orthodontic activity (UOA)	0
Carry forward orthodontic activity (UOA)	0
Baseline contract value	£34,819.19

ACCESS*

Patients seen in 24 months	Total	Change since previous quarter
Quarter ending June 2016	494	
Quarter ending September 2016	464	↓
Quarter ending December 2016	418	↓
Quarter ending March 2017	422	→
Quarter ending June 2017	409	↓
Variance since June 2016	(17.2%)	↓



ACTIVITY



Adjusted Scheduled Activity (UDA)		
Month	2017	2018
April	-13	0
May	37	61
June	136	85
July	203	
August	256	
September	353	
October	388	
November	447	
December	546	
January	629	
February	661	
March	751	
April	894	
May	894	
June	894	

QUALITY

	Quantity	Base Number	Contract	AT	Region	England
% of FP17s for the same patient ID Re-attending within 3 months - Children	0	46	0.0%	9.4%	11.6%	12.0%
% of FP17s for the same patient ID Re-attending within 3 months - Adults	4	50	8.0%	15.1%	15.9%	16.0%
% of FP17s for the same patient ID Re-attending between 3 & 9 months - Children	21	46	45.7%	59.5%	60.4%	58.0%
% of FP17s for the same patient ID Re-attending between 3 & 9 months - Adults	14	50	28.0%	51.8%	52.3%	50.9%
% of FP17s for Band 1 Urgent Courses	6	61	9.8%	9.5%	9.5%	9.1%
% of FP17s Relating to Free Repair or Replacements	0	61	0.0%	0.6%	0.7%	0.8%
% of FP17s Relating to Continuations	0	61	0.0%	1.0%	1.0%	1.1%
% of Patients satisfied with the dentistry they have received	1	1	N/A	90.8%	91.9%	91.7%
% of Patients satisfied with the time they had to wait for an appointment	1	1	N/A	87.8%	88.0%	88.0%

* This is based on patients treated on this contract for their most recent course of treatment. Figures in italics indicate the base number of FP17s or Patient Questionnaire responses are less than 100. N/A is shown where the base number of responses is less than 10 during the period. % is calculated as Quantity/Base number*100

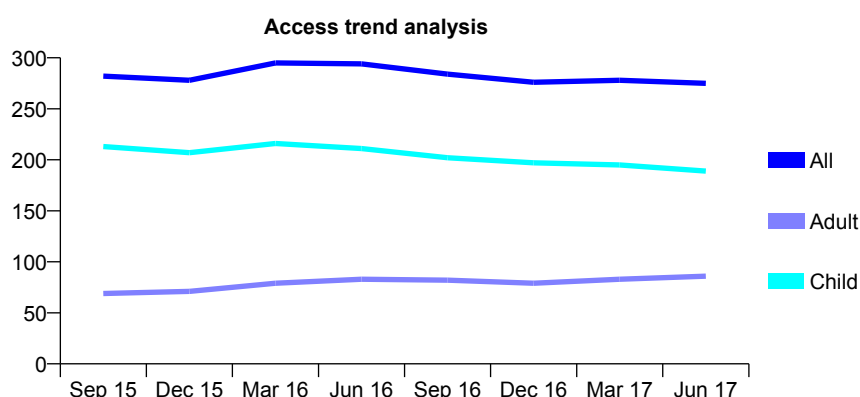
Q68 - Vital Signs At a Glance Contract Report for 745480/0001 - June 2017

Name or company name	MR GH BURGESS
Contract type name	GDS Contract
Purpose of contract	General
Contract start date	01/04/2006
Contract end date	

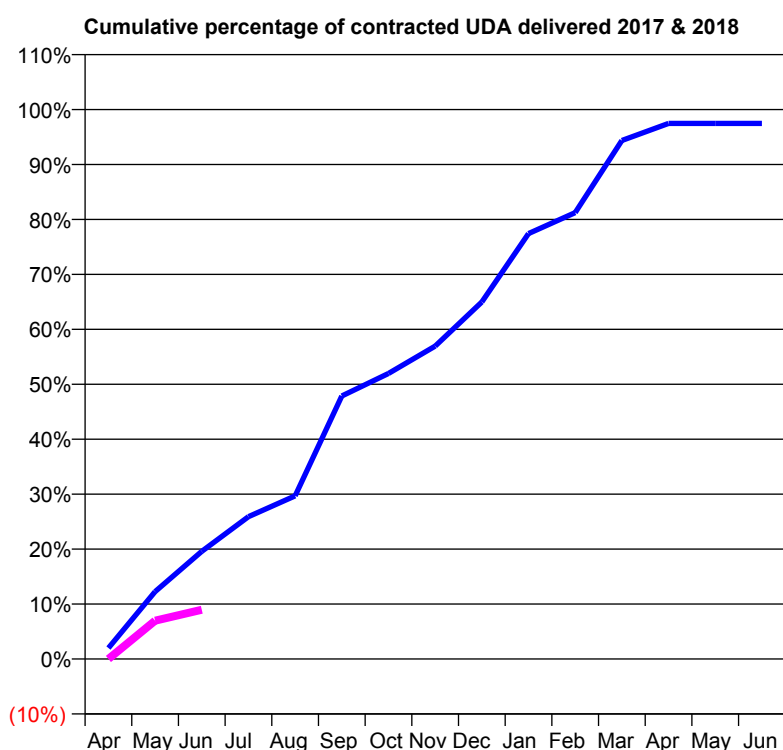
17/18 Contracted general activity (UDA)	450
Carry forward general activity (UDA)	0
17/18 Contracted orthodontic activity (UOA)	0
Carry forward orthodontic activity (UOA)	0
Baseline contract value	£9,770.98

ACCESS*

Patients seen in 24 months	Total	Change since previous quarter
Quarter ending June 2016	294	
Quarter ending September 2016	284	↓
Quarter ending December 2016	276	↓
Quarter ending March 2017	278	→
Quarter ending June 2017	275	↓
Variance since June 2016	(6.5%)	↓



ACTIVITY



Adjusted Scheduled Activity (UDA)		
Month	2017	2018
April	9	0
May	55	31
June	88	40
July	117	
August	134	
September	215	
October	234	
November	256	
December	292	
January	348	
February	366	
March	425	
April	439	
May	439	
June	439	

QUALITY

	Quantity	Base Number	Contract	AT	Region	England
% of FP17s for the same patient ID Re-attending within 3 months - Children	0	30	0.0%	9.4%	11.6%	12.0%
% of FP17s for the same patient ID Re-attending within 3 months - Adults	1	12	8.3%	15.1%	15.9%	16.0%
% of FP17s for the same patient ID Re-attending between 3 & 9 months - Children	16	30	53.3%	59.5%	60.4%	58.0%
% of FP17s for the same patient ID Re-attending between 3 & 9 months - Adults	1	12	8.3%	51.8%	52.3%	50.9%
% of FP17s for Band 1 Urgent Courses	2	32	6.3%	9.5%	9.5%	9.1%
% of FP17s Relating to Free Repair or Replacements	0	32	0.0%	0.6%	0.7%	0.8%
% of FP17s Relating to Continuations	0	32	0.0%	1.0%	1.0%	1.1%
% of Patients satisfied with the dentistry they have received	0	0	N/A	90.8%	91.9%	91.7%
% of Patients satisfied with the time they had to wait for an appointment	0	0	N/A	87.8%	88.0%	88.0%

* This is based on patients treated on this contract for their most recent course of treatment. Figures in italics indicate the base number of FP17s or Patient Questionnaire responses are less than 100. N/A is shown where the base number of responses is less than 10 during the period. % is calculated as Quantity/Base number*100

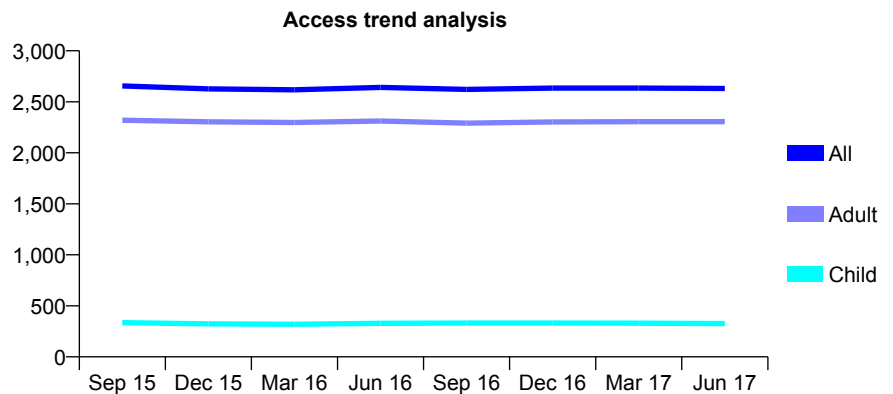
Q68 - Vital Signs At a Glance Contract Report for 748943/0001 - June 2017

Name or company name	MR JD BRODERICK
Contract type name	GDS Contract
Purpose of contract	General and Orthodontic
Contract start date	01/04/2006
Contract end date	

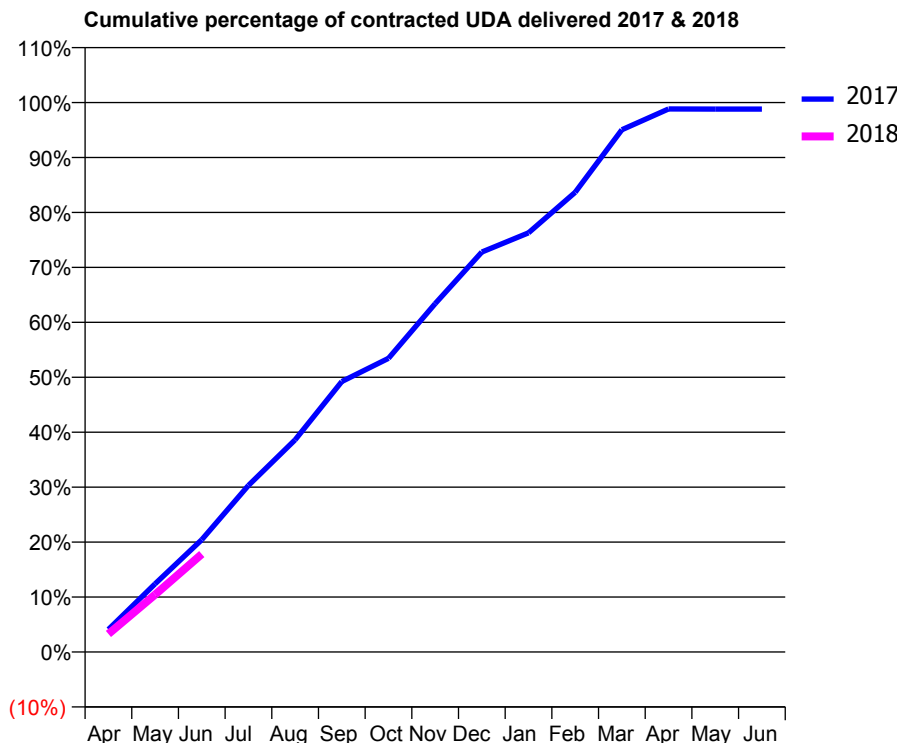
17/18 Contracted general activity (UDA)	9,070
Carry forward general activity (UDA)	0
17/18 Contracted orthodontic activity (UOA)	336
Carry forward orthodontic activity (UOA)	0
Baseline contract value	£229,874.55

ACCESS*

Patients seen in 24 months	Total	Change since previous quarter
Quarter ending June 2016	2,641	
Quarter ending September 2016	2,622	→
Quarter ending December 2016	2,634	→
Quarter ending March 2017	2,635	→
Quarter ending June 2017	2,631	→
Variance since June 2016	(0.4%)	→



ACTIVITY



Adjusted Scheduled Activity (UDA)		
Month	2017	2018
April	373	299
May	1,127	947
June	1,854	1,616
July	2,750	
August	3,502	
September	4,466	
October	4,847	
November	5,750	
December	6,601	
January	6,919	
February	7,588	
March	8,620	
April	8,964	
May	8,961	
June	8,961	

QUALITY

	Quantity	Base Number	Contract	AT	Region	England
% of FP17s for the same patient ID Re-attending within 3 months - Children	8	116	6.9%	9.4%	11.6%	12.0%
% of FP17s for the same patient ID Re-attending within 3 months - Adults	93	751	12.4%	15.1%	15.9%	16.0%
% of FP17s for the same patient ID Re-attending between 3 & 9 months - Children	59	116	50.9%	59.5%	60.4%	58.0%
% of FP17s for the same patient ID Re-attending between 3 & 9 months - Adults	411	751	54.7%	51.8%	52.3%	50.9%
% of FP17s for Band 1 Urgent Courses	42	754	5.6%	9.5%	9.5%	9.1%
% of FP17s Relating to Free Repair or Replacements	3	754	0.4%	0.6%	0.7%	0.8%
% of FP17s Relating to Continuations	11	754	1.5%	1.0%	1.0%	1.1%
% of Patients satisfied with the dentistry they have received	9	9	N/A	90.8%	91.9%	91.7%
% of Patients satisfied with the time they had to wait for an appointment	8	9	N/A	87.8%	88.0%	88.0%

* This is based on patients treated on this contract for their most recent course of treatment. Figures in italics indicate the base number of FP17s or Patient Questionnaire responses are less than 100. N/A is shown where the base number of responses is less than 10 during the period. % is calculated as Quantity/Base number*100

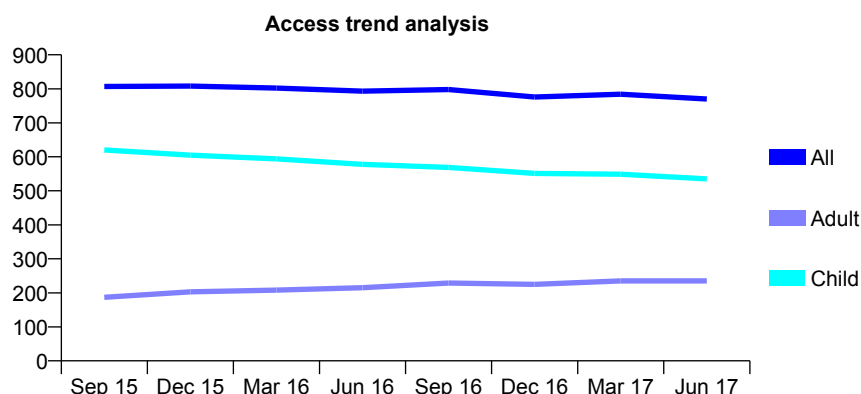
Q68 - Vital Signs At a Glance Contract Report for 748978/0001 - June 2017

Name or company name	MISS EH BLIGNAUT
Contract type name	GDS Contract
Purpose of contract	General
Contract start date	01/04/2006
Contract end date	

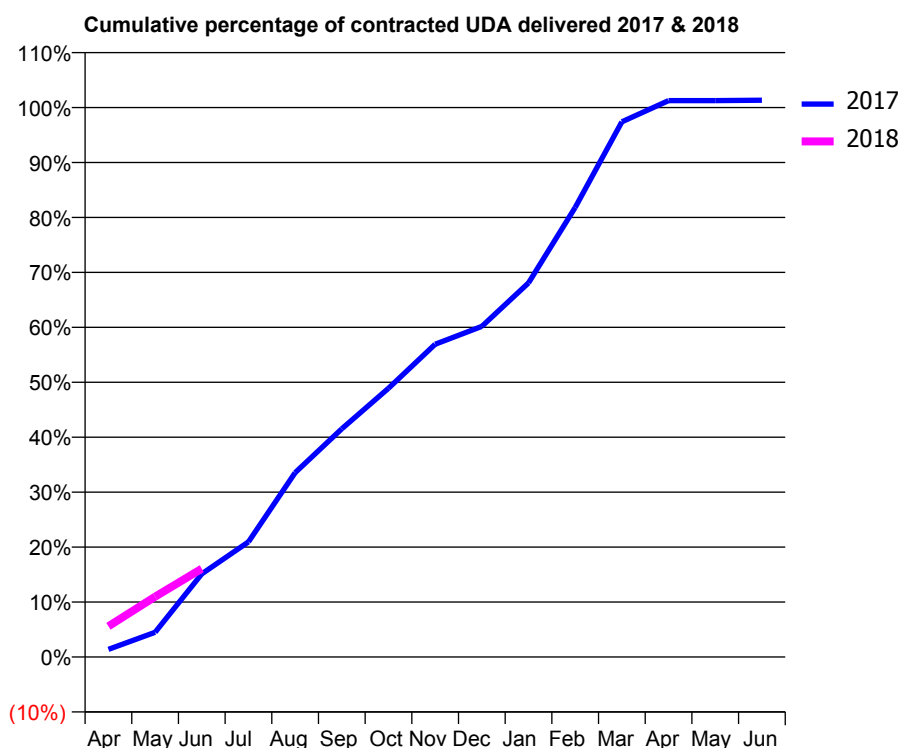
17/18 Contracted general activity (UDA)	1,733
Carry forward general activity (UDA)	0
17/18 Contracted orthodontic activity (UOA)	0
Carry forward orthodontic activity (UOA)	0
Baseline contract value	£68,979.74

ACCESS*

Patients seen in 24 months	Total	Change since previous quarter
Quarter ending June 2016	793	
Quarter ending September 2016	798	→
Quarter ending December 2016	776	↓
Quarter ending March 2017	784	→
Quarter ending June 2017	770	↓
Variance since June 2016	(2.9%)	↓



ACTIVITY



Month	Adjusted Scheduled Activity (UDA)	
	2017	2018
April	24	97
May	78	190
June	262	279
July	363	
August	582	
September	720	
October	848	
November	987	
December	1,043	
January	1,180	
February	1,418	
March	1,688	
April	1,755	
May	1,755	
June	1,756	

QUALITY

	Quantity	Base Number	Contract	AT	Region	England
% of FP17s for the same patient ID Re-attending within 3 months - Children	15	186	8.1%	9.4%	11.6%	12.0%
% of FP17s for the same patient ID Re-attending within 3 months - Adults	5	30	16.7%	15.1%	15.9%	16.0%
% of FP17s for the same patient ID Re-attending between 3 & 9 months - Children	109	186	58.6%	59.5%	60.4%	58.0%
% of FP17s for the same patient ID Re-attending between 3 & 9 months - Adults	14	30	46.7%	51.8%	52.3%	50.9%
% of FP17s for Band 1 Urgent Courses	3	168	1.8%	9.5%	9.5%	9.1%
% of FP17s Relating to Free Repair or Replacements	0	168	0.0%	0.6%	0.7%	0.8%
% of FP17s Relating to Continuations	0	168	0.0%	1.0%	1.0%	1.1%
% of Patients satisfied with the dentistry they have received	0	0	N/A	90.8%	91.9%	91.7%
% of Patients satisfied with the time they had to wait for an appointment	0	0	N/A	87.8%	88.0%	88.0%

* This is based on patients treated on this contract for their most recent course of treatment. Figures in italics indicate the base number of FP17s or Patient Questionnaire responses are less than 100. N/A is shown where the base number of responses is less than 10 during the period. % is calculated as Quantity/Base number*100

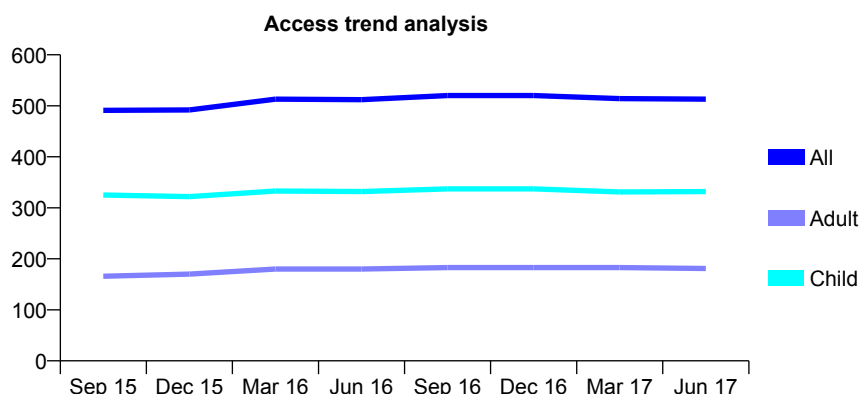
Q68 - Vital Signs At a Glance Contract Report for 751987/0001 - June 2017

Name or company name	MR DS RAJU
Contract type name	GDS Contract
Purpose of contract	General
Contract start date	01/08/2006
Contract end date	

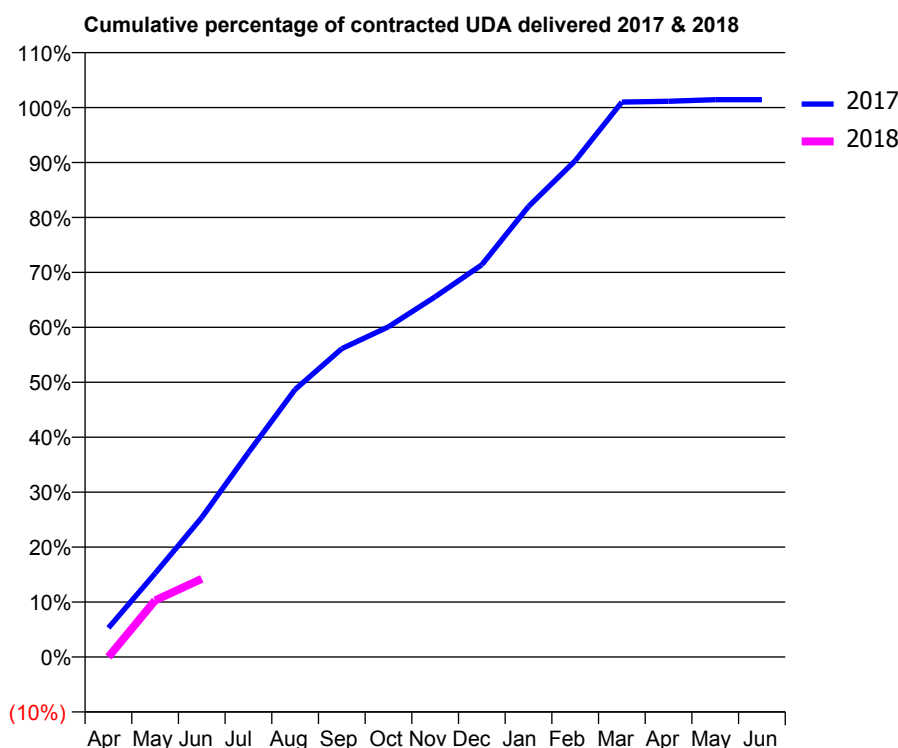
17/18 Contracted general activity (UDA)	1,680
Carry forward general activity (UDA)	0
17/18 Contracted orthodontic activity (UOA)	0
Carry forward orthodontic activity (UOA)	0
Baseline contract value	£37,943.51

ACCESS*

Patients seen in 24 months	Total	Change since previous quarter
Quarter ending June 2016	512	
Quarter ending September 2016	520	→
Quarter ending December 2016	520	→
Quarter ending March 2017	514	↓
Quarter ending June 2017	513	→
Variance since June 2016	0.2%	→



ACTIVITY



Month	Adjusted Scheduled Activity (UDA)	
	2017	2018
April	72	0
May	208	173
June	347	239
July	508	
August	665	
September	766	
October	821	
November	895	
December	975	
January	1,120	
February	1,234	
March	1,379	
April	1,381	
May	1,385	
June	1,385	

QUALITY

	Quantity	Base Number	Contract	AT	Region	England
% of FP17s for the same patient ID Re-attending within 3 months - Children	11	103	10.7%	9.4%	11.6%	12.0%
% of FP17s for the same patient ID Re-attending within 3 months - Adults	7	53	13.2%	15.1%	15.9%	16.0%
% of FP17s for the same patient ID Re-attending between 3 & 9 months - Children	67	103	65.0%	59.5%	60.4%	58.0%
% of FP17s for the same patient ID Re-attending between 3 & 9 months - Adults	33	53	62.3%	51.8%	52.3%	50.9%
% of FP17s for Band 1 Urgent Courses	6	152	3.9%	9.5%	9.5%	9.1%
% of FP17s Relating to Free Repair or Replacements	0	152	0.0%	0.6%	0.7%	0.8%
% of FP17s Relating to Continuations	0	152	0.0%	1.0%	1.0%	1.1%
% of Patients satisfied with the dentistry they have received	0	0	N/A	90.8%	91.9%	91.7%
% of Patients satisfied with the time they had to wait for an appointment	0	0	N/A	87.8%	88.0%	88.0%

* This is based on patients treated on this contract for their most recent course of treatment. Figures in italics indicate the base number of FP17s or Patient Questionnaire responses are less than 100. N/A is shown where the base number of responses is less than 10 during the period. % is calculated as Quantity/Base number*100

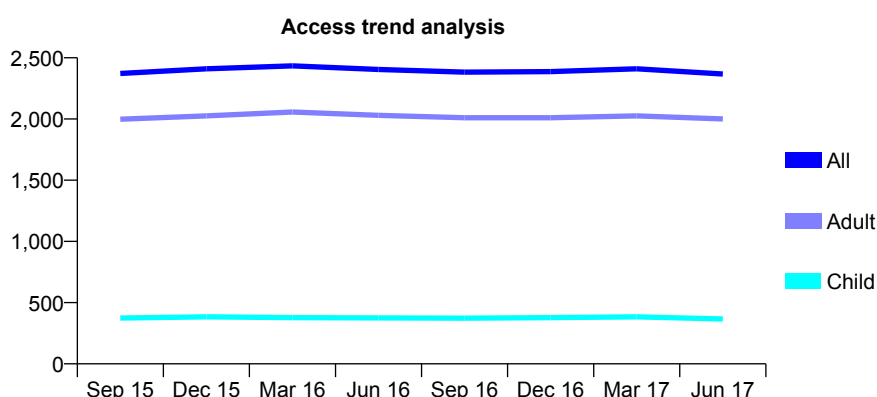
Q68 - Vital Signs At a Glance Contract Report for 754358/0001 - June 2017

Name or company name	MR TE CRONIN
Contract type name	GDS Contract
Purpose of contract	General
Contract start date	01/04/2006
Contract end date	

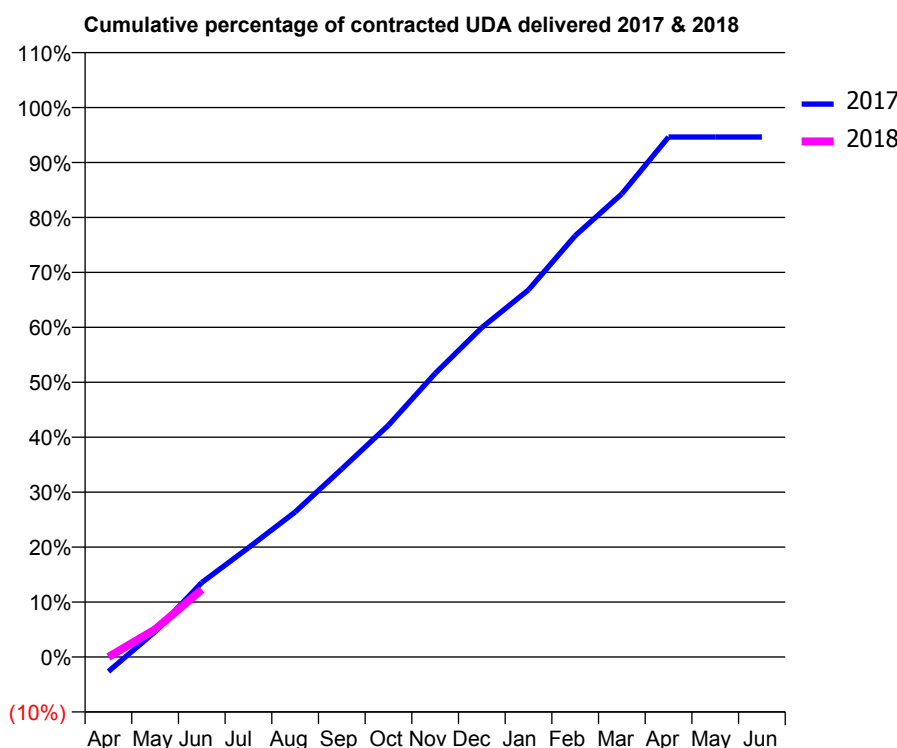
17/18 Contracted general activity (UDA)	9,110
Carry forward general activity (UDA)	0
17/18 Contracted orthodontic activity (UOA)	0
Carry forward orthodontic activity (UOA)	0
Baseline contract value	£218,234.64

ACCESS*

Patients seen in 24 months	Total	Change since previous quarter
Quarter ending June 2016	2,405	
Quarter ending September 2016	2,383	→
Quarter ending December 2016	2,387	→
Quarter ending March 2017	2,410	→
Quarter ending June 2017	2,368	↓
Variance since June 2016	(1.5%)	↓



ACTIVITY



Adjusted Scheduled Activity (UDA)		
Month	2017	2018
April	-241	0
May	421	458
June	1,235	1,117
July	1,811	
August	2,404	
September	3,118	
October	3,843	
November	4,702	
December	5,461	
January	6,087	
February	6,984	
March	7,680	
April	8,622	
May	8,622	
June	8,622	

QUALITY

	Quantity	Base Number	Contract	AT	Region	England
% of FP17s for the same patient ID Re-attending within 3 months - Children	4	102	3.9%	9.4%	11.6%	12.0%
% of FP17s for the same patient ID Re-attending within 3 months - Adults	87	782	11.1%	15.1%	15.9%	16.0%
% of FP17s for the same patient ID Re-attending between 3 & 9 months - Children	61	102	59.8%	59.5%	60.4%	58.0%
% of FP17s for the same patient ID Re-attending between 3 & 9 months - Adults	505	782	64.6%	51.8%	52.3%	50.9%
% of FP17s for Band 1 Urgent Courses	30	552	5.4%	9.5%	9.5%	9.1%
% of FP17s Relating to Free Repair or Replacements	3	552	0.5%	0.6%	0.7%	0.8%
% of FP17s Relating to Continuations	10	552	1.8%	1.0%	1.0%	1.1%
% of Patients satisfied with the dentistry they have received	10	12	83.3%	90.8%	91.9%	91.7%
% of Patients satisfied with the time they had to wait for an appointment	12	12	100.0%	87.8%	88.0%	88.0%

* This is based on patients treated on this contract for their most recent course of treatment. Figures in italics indicate the base number of FP17s or Patient Questionnaire responses are less than 100. N/A is shown where the base number of responses is less than 10 during the period. % is calculated as Quantity/Base number*100

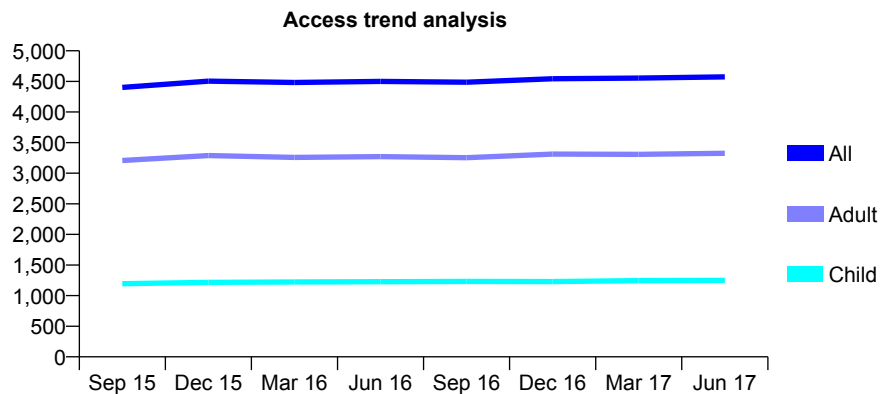
Q68 - Vital Signs At a Glance Contract Report for 755389/0001 - June 2017

Name or company name	MR SD KELL
Contract type name	GDS Contract
Purpose of contract	General
Contract start date	01/08/2007
Contract end date	

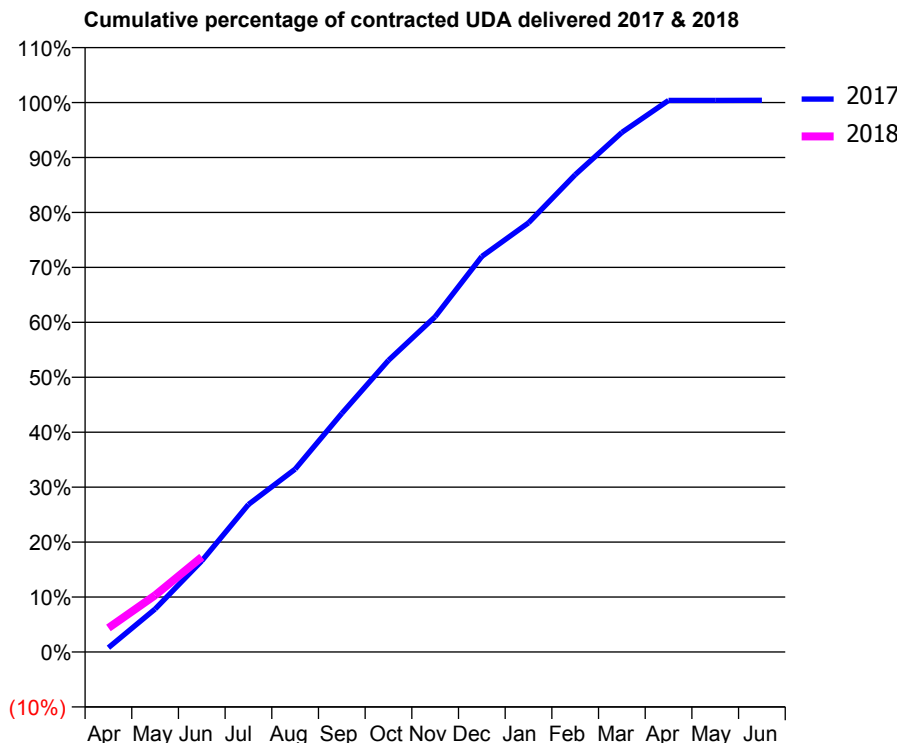
17/18 Contracted general activity (UDA)	12,216
Carry forward general activity (UDA)	0
17/18 Contracted orthodontic activity (UOA)	0
Carry forward orthodontic activity (UOA)	0
Baseline contract value	£288,046.85

ACCESS*

Patients seen in 24 months	Total	Change since previous quarter
Quarter ending June 2016	4,500	
Quarter ending September 2016	4,487	→
Quarter ending December 2016	4,543	→
Quarter ending March 2017	4,555	→
Quarter ending June 2017	4,575	→
Variance since June 2016	1.7%	→



ACTIVITY



Adjusted Scheduled Activity (UDA)		
Month	2017	2018
April	96	535
May	957	1,261
June	2,025	2,112
July	3,280	
August	4,066	
September	5,304	
October	6,486	
November	7,454	
December	8,793	
January	9,540	
February	10,611	
March	11,552	
April	12,262	
May	12,262	
June	12,264	

QUALITY

	Quantity	Base Number	Contract	AT	Region	England
% of FP17s for the same patient ID Re-attending within 3 months - Children	29	495	5.9%	9.4%	11.6%	12.0%
% of FP17s for the same patient ID Re-attending within 3 months - Adults	173	1,280	13.5%	15.1%	15.9%	16.0%
% of FP17s for the same patient ID Re-attending between 3 & 9 months - Children	330	495	66.7%	59.5%	60.4%	58.0%
% of FP17s for the same patient ID Re-attending between 3 & 9 months - Adults	788	1,280	61.6%	51.8%	52.3%	50.9%
% of FP17s for Band 1 Urgent Courses	67	1,185	5.7%	9.5%	9.5%	9.1%
% of FP17s Relating to Free Repair or Replacements	9	1,185	0.8%	0.6%	0.7%	0.8%
% of FP17s Relating to Continuations	3	1,185	0.3%	1.0%	1.0%	1.1%
% of Patients satisfied with the dentistry they have received	9	11	81.8%	90.8%	91.9%	91.7%
% of Patients satisfied with the time they had to wait for an appointment	10	11	90.9%	87.8%	88.0%	88.0%

* This is based on patients treated on this contract for their most recent course of treatment. Figures in italics indicate the base number of FP17s or Patient Questionnaire responses are less than 100. N/A is shown where the base number of responses is less than 10 during the period. % is calculated as Quantity/Base number*100

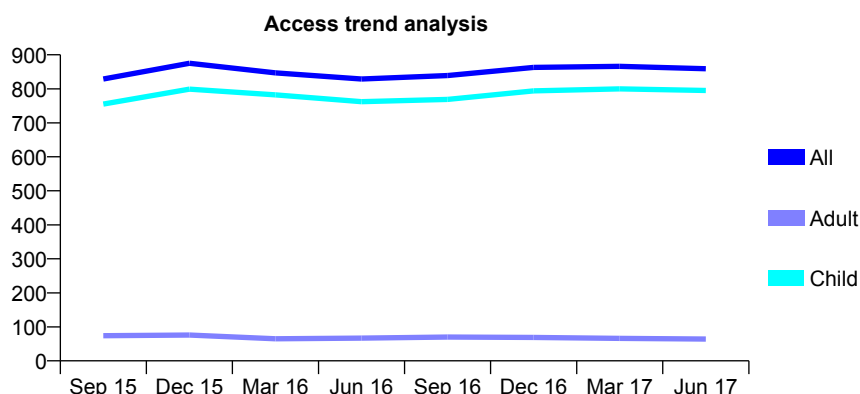
Q68 - Vital Signs At a Glance Contract Report for 762113/0001 - June 2017

Name or company name	MR M SABAH
Contract type name	GDS Contract
Purpose of contract	General
Contract start date	01/04/2006
Contract end date	

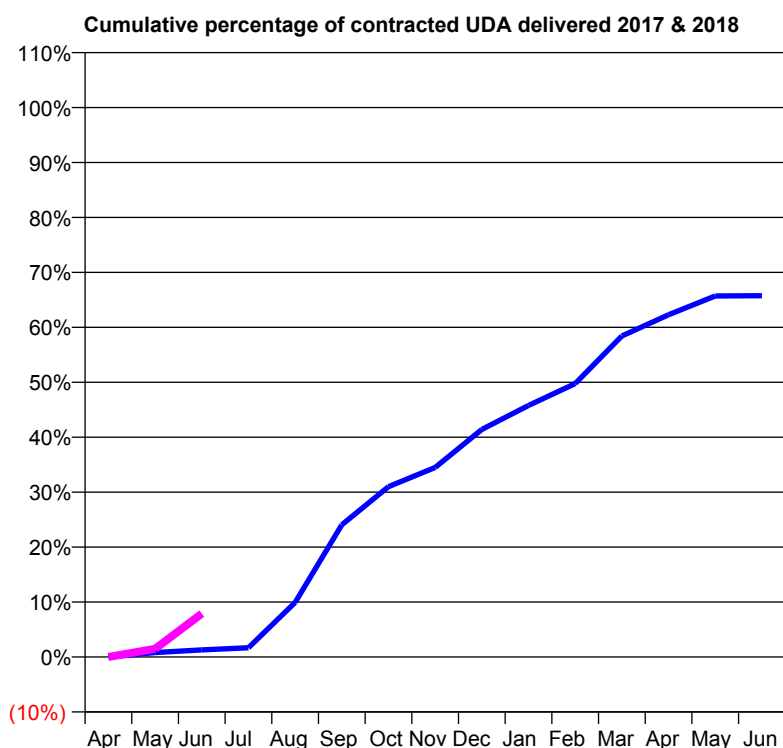
17/18 Contracted general activity (UDA)	2,397
Carry forward general activity (UDA)	0
17/18 Contracted orthodontic activity (UOA)	0
Carry forward orthodontic activity (UOA)	0
Baseline contract value	£50,182.64

ACCESS*

Patients seen in 24 months	Total	Change since previous quarter
Quarter ending June 2016	829	
Quarter ending September 2016	839	→
Quarter ending December 2016	863	↑
Quarter ending March 2017	866	→
Quarter ending June 2017	859	→
Variance since June 2016	3.6%	↑



ACTIVITY



Adjusted Scheduled Activity (UDA)		
Month	2017	2018
April	0	0
May	19	36
June	31	189
July	40	
August	238	
September	577	
October	743	
November	827	
December	993	
January	1,098	
February	1,193	
March	1,401	
April	1,493	
May	1,575	
June	1,576	

QUALITY

	Quantity	Base Number	Contract	AT	Region	England
% of FP17s for the same patient ID Re-attending within 3 months - Children	16	261	6.1%	9.4%	11.6%	12.0%
% of FP17s for the same patient ID Re-attending within 3 months - Adults	0	4	0.0%	15.1%	15.9%	16.0%
% of FP17s for the same patient ID Re-attending between 3 & 9 months - Children	144	261	55.2%	59.5%	60.4%	58.0%
% of FP17s for the same patient ID Re-attending between 3 & 9 months - Adults	3	4	75.0%	51.8%	52.3%	50.9%
% of FP17s for Band 1 Urgent Courses	7	146	4.8%	9.5%	9.5%	9.1%
% of FP17s Relating to Free Repair or Replacements	0	146	0.0%	0.6%	0.7%	0.8%
% of FP17s Relating to Continuations	0	146	0.0%	1.0%	1.0%	1.1%
% of Patients satisfied with the dentistry they have received	0	0	N/A	90.8%	91.9%	91.7%
% of Patients satisfied with the time they had to wait for an appointment	0	0	N/A	87.8%	88.0%	88.0%

* This is based on patients treated on this contract for their most recent course of treatment. Figures in italics indicate the base number of FP17s or Patient Questionnaire responses are less than 100. N/A is shown where the base number of responses is less than 10 during the period. % is calculated as Quantity/Base number*100

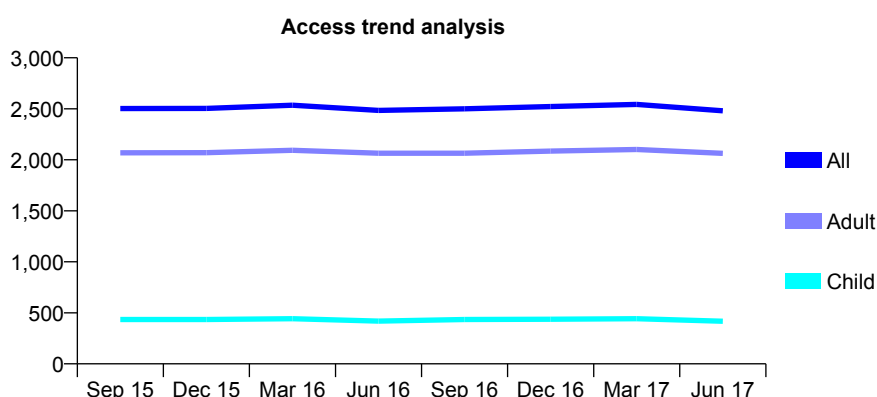
Q68 - Vital Signs At a Glance Contract Report for 762369/0001 - June 2017

Name or company name	MR F DIRAKVAND
Contract type name	GDS Contract
Purpose of contract	General
Contract start date	01/04/2006
Contract end date	

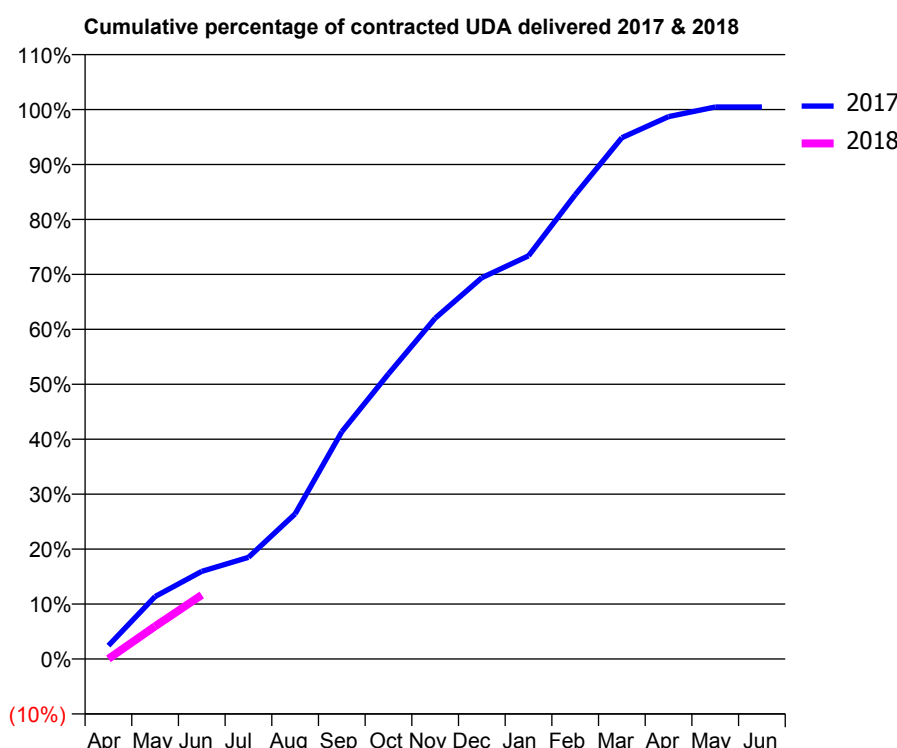
17/18 Contracted general activity (UDA)	8,356
Carry forward general activity (UDA)	0
17/18 Contracted orthodontic activity (UOA)	0
Carry forward orthodontic activity (UOA)	0
Baseline contract value	£206,119.79

ACCESS*

Patients seen in 24 months	Total	Change since previous quarter
Quarter ending June 2016	2,484	
Quarter ending September 2016	2,500	→
Quarter ending December 2016	2,522	→
Quarter ending March 2017	2,543	→
Quarter ending June 2017	2,480	↓
Variance since June 2016	(0.2%)	→



ACTIVITY



Adjusted Scheduled Activity (UDA)		
Month	2017	2018
April	203	3
May	950	499
June	1,333	974
July	1,547	
August	2,207	
September	3,457	
October	4,335	
November	5,182	
December	5,797	
January	6,131	
February	7,060	
March	7,927	
April	8,249	
May	8,393	
June	8,393	

QUALITY

	Quantity	Base Number	Contract	AT	Region	England
% of FP17s for the same patient ID Re-attending within 3 months - Children	6	109	5.5%	9.4%	11.6%	12.0%
% of FP17s for the same patient ID Re-attending within 3 months - Adults	47	532	8.8%	15.1%	15.9%	16.0%
% of FP17s for the same patient ID Re-attending between 3 & 9 months - Children	69	109	63.3%	59.5%	60.4%	58.0%
% of FP17s for the same patient ID Re-attending between 3 & 9 months - Adults	330	532	62.0%	51.8%	52.3%	50.9%
% of FP17s for Band 1 Urgent Courses	11	453	2.4%	9.5%	9.5%	9.1%
% of FP17s Relating to Free Repair or Replacements	4	453	0.9%	0.6%	0.7%	0.8%
% of FP17s Relating to Continuations	0	453	0.0%	1.0%	1.0%	1.1%
% of Patients satisfied with the dentistry they have received	0	1	N/A	90.8%	91.9%	91.7%
% of Patients satisfied with the time they had to wait for an appointment	0	1	N/A	87.8%	88.0%	88.0%

* This is based on patients treated on this contract for their most recent course of treatment. Figures in italics indicate the base number of FP17s or Patient Questionnaire responses are less than 100. N/A is shown where the base number of responses is less than 10 during the period. % is calculated as Quantity/Base number*100

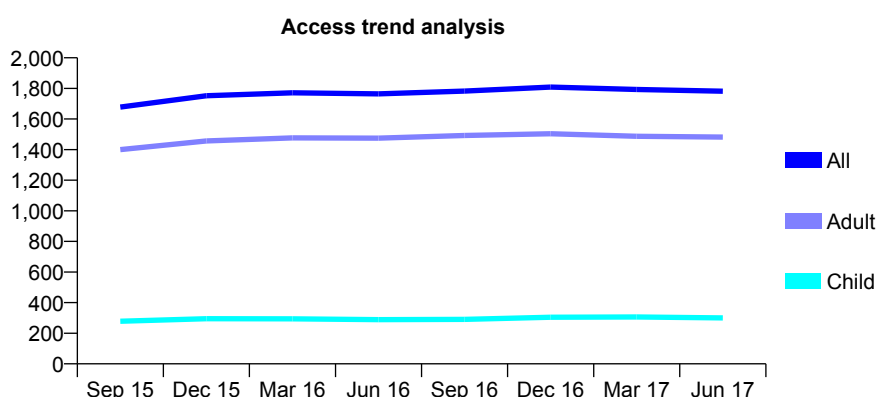
Q68 - Vital Signs At a Glance Contract Report for 763233/0001 - June 2017

Name or company name	MR H MOTAMEDI
Contract type name	GDS Contract
Purpose of contract	General
Contract start date	01/04/2006
Contract end date	

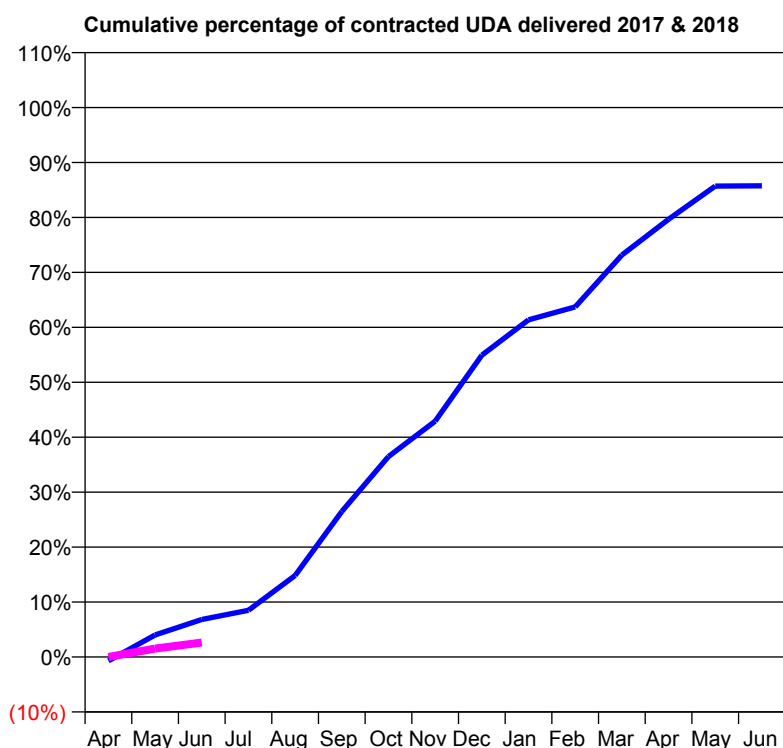
17/18 Contracted general activity (UDA)	7,159
Carry forward general activity (UDA)	0
17/18 Contracted orthodontic activity (UOA)	0
Carry forward orthodontic activity (UOA)	0
Baseline contract value	£176,858.89

ACCESS*

Patients seen in 24 months	Total	Change since previous quarter
Quarter ending June 2016	1,764	
Quarter ending September 2016	1,783	→
Quarter ending December 2016	1,809	→
Quarter ending March 2017	1,793	→
Quarter ending June 2017	1,782	→
Variance since June 2016	1.0%	→



ACTIVITY



Adjusted Scheduled Activity (UDA)		
Month	2017	2018
April	-52	0
May	287	111
June	488	188
July	609	
August	1,062	
September	1,897	
October	2,611	
November	3,073	
December	3,932	
January	4,393	
February	4,562	
March	5,236	
April	5,703	
May	6,135	
June	6,138	

QUALITY

	Quantity	Base Number	Contract	AT	Region	England
% of FP17s for the same patient ID Re-attending within 3 months - Children	3	57	5.3%	9.4%	11.6%	12.0%
% of FP17s for the same patient ID Re-attending within 3 months - Adults	35	336	10.4%	15.1%	15.9%	16.0%
% of FP17s for the same patient ID Re-attending between 3 & 9 months - Children	24	57	42.1%	59.5%	60.4%	58.0%
% of FP17s for the same patient ID Re-attending between 3 & 9 months - Adults	163	336	48.5%	51.8%	52.3%	50.9%
% of FP17s for Band 1 Urgent Courses	0	90	0.0%	9.5%	9.5%	9.1%
% of FP17s Relating to Free Repair or Replacements	0	90	0.0%	0.6%	0.7%	0.8%
% of FP17s Relating to Continuations	0	90	0.0%	1.0%	1.0%	1.1%
% of Patients satisfied with the dentistry they have received	10	10	100.0%	90.8%	91.9%	91.7%
% of Patients satisfied with the time they had to wait for an appointment	10	10	100.0%	87.8%	88.0%	88.0%

* This is based on patients treated on this contract for their most recent course of treatment. Figures in italics indicate the base number of FP17s or Patient Questionnaire responses are less than 100. N/A is shown where the base number of responses is less than 10 during the period. % is calculated as Quantity/Base number*100

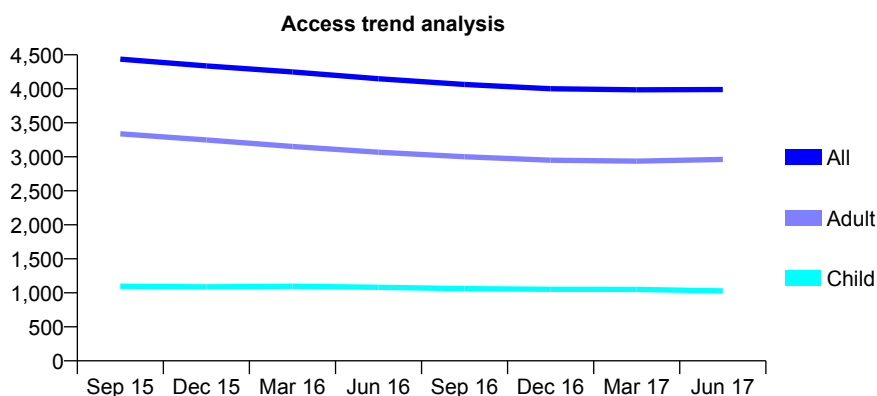
Q68 - Vital Signs At a Glance Contract Report for 763535/0002 - June 2017

Name or company name	MR A SAMI
Contract type name	GDS Contract
Purpose of contract	General
Contract start date	01/12/2006
Contract end date	

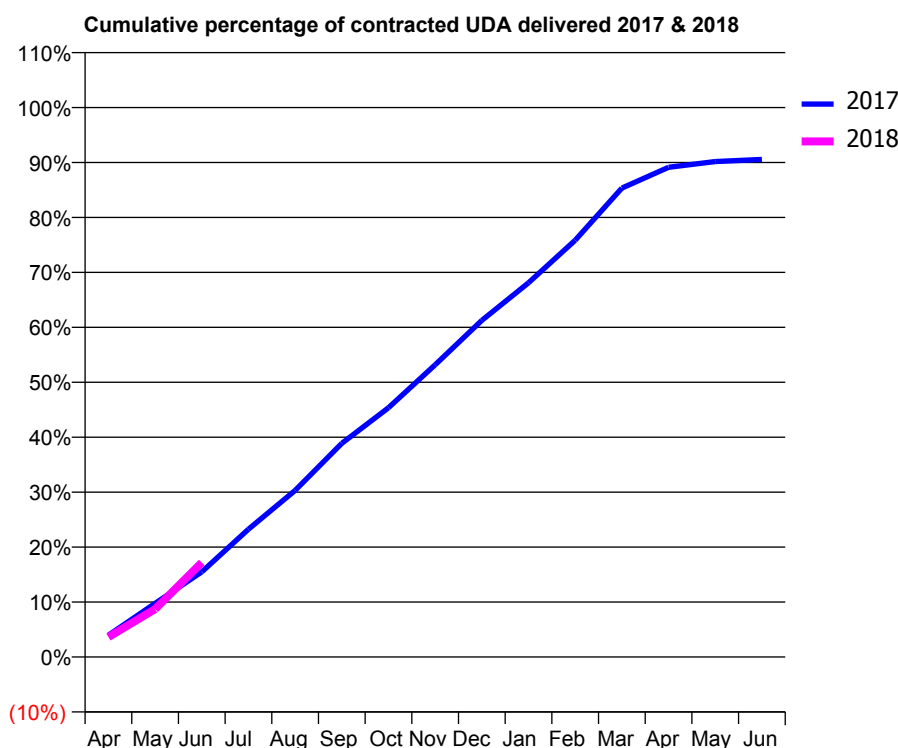
17/18 Contracted general activity (UDA)	10,310
Carry forward general activity (UDA)	0
17/18 Contracted orthodontic activity (UOA)	0
Carry forward orthodontic activity (UOA)	0
Baseline contract value	£241,692.57

ACCESS*

Patients seen in 24 months	Total	Change since previous quarter
Quarter ending June 2016	4,149	
Quarter ending September 2016	4,063	↓
Quarter ending December 2016	4,001	↓
Quarter ending March 2017	3,986	→
Quarter ending June 2017	3,990	→
Variance since June 2016	(3.8%)	↓



ACTIVITY



Adjusted Scheduled Activity (UDA)		
Month	2017	2018
April	410	373
May	1,006	899
June	1,598	1,773
July	2,397	
August	3,127	
September	4,009	
October	4,678	
November	5,484	
December	6,315	
January	7,022	
February	7,821	
March	8,797	
April	9,189	
May	9,297	
June	9,336	

QUALITY

	Quantity	Base Number	Contract	AT	Region	England
% of FP17s for the same patient ID Re-attending within 3 months - Children	26	282	9.2%	9.4%	11.6%	12.0%
% of FP17s for the same patient ID Re-attending within 3 months - Adults	121	744	16.3%	15.1%	15.9%	16.0%
% of FP17s for the same patient ID Re-attending between 3 & 9 months - Children	132	282	46.8%	59.5%	60.4%	58.0%
% of FP17s for the same patient ID Re-attending between 3 & 9 months - Adults	239	744	32.1%	51.8%	52.3%	50.9%
% of FP17s for Band 1 Urgent Courses	67	830	8.1%	9.5%	9.5%	9.1%
% of FP17s Relating to Free Repair or Replacements	4	830	0.5%	0.6%	0.7%	0.8%
% of FP17s Relating to Continuations	29	830	3.5%	1.0%	1.0%	1.1%
% of Patients satisfied with the dentistry they have received	4	4	N/A	90.8%	91.9%	91.7%
% of Patients satisfied with the time they had to wait for an appointment	4	4	N/A	87.8%	88.0%	88.0%

* This is based on patients treated on this contract for their most recent course of treatment. Figures in italics indicate the base number of FP17s or Patient Questionnaire responses are less than 100. N/A is shown where the base number of responses is less than 10 during the period. % is calculated as Quantity/Base number*100

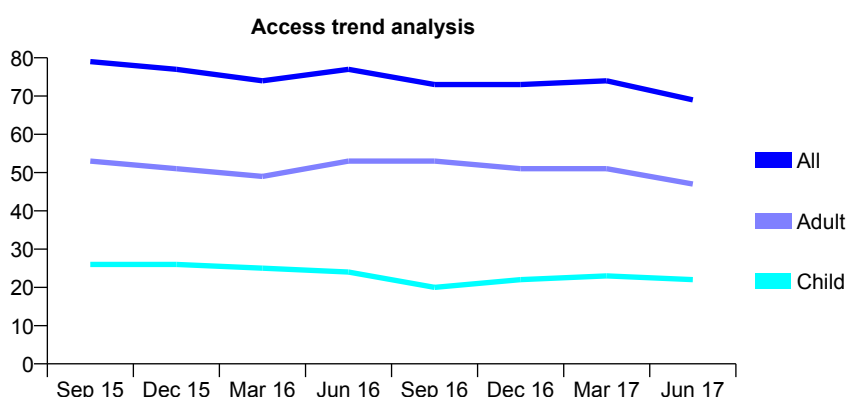
Q68 - Vital Signs At a Glance Contract Report for 767824/0001 - June 2017

Name or company name	MR JF JORDAAN
Contract type name	GDS Contract
Purpose of contract	General
Contract start date	01/04/2006
Contract end date	

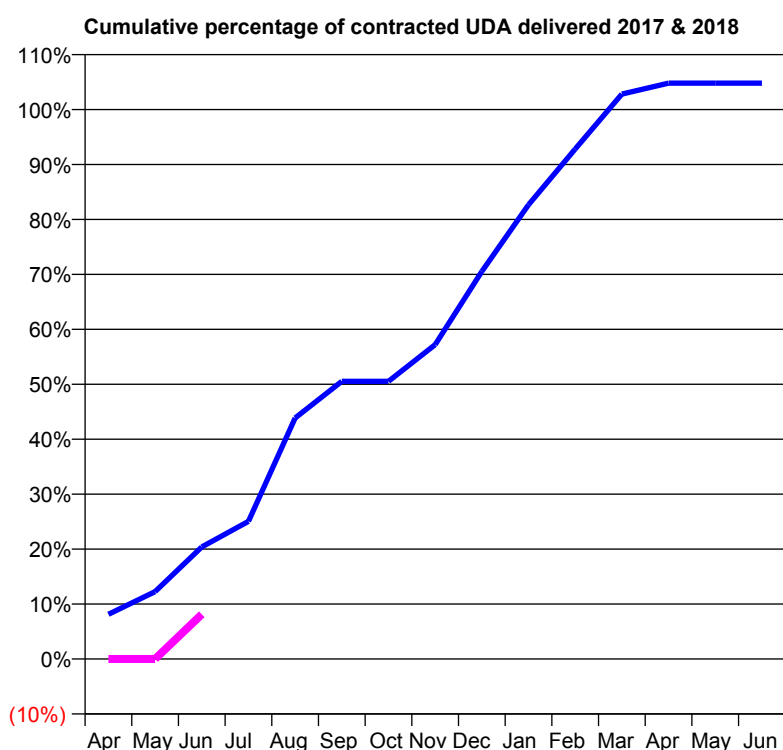
17/18 Contracted general activity (UDA)	150
Carry forward general activity (UDA)	0
17/18 Contracted orthodontic activity (UOA)	0
Carry forward orthodontic activity (UOA)	0
Baseline contract value	£3,801.52

ACCESS*

Patients seen in 24 months	Total	Change since previous quarter
Quarter ending June 2016	77	
Quarter ending September 2016	73	↓
Quarter ending December 2016	73	→
Quarter ending March 2017	74	→
Quarter ending June 2017	69	↓
Variance since June 2016	(10.4%)	↓



ACTIVITY



Month	Adjusted Scheduled Activity (UDA)	
	2017	2018
April	12	0
May	18	0
June	31	12
July	38	
August	66	
September	76	
October	76	
November	86	
December	106	
January	124	
February	139	
March	154	
April	157	
May	157	
June	157	

QUALITY

	Quantity	Base Number	Contract	AT	Region	England
% of FP17s for the same patient ID Re-attending within 3 months - Children	0	3	0.0%	9.4%	11.6%	12.0%
% of FP17s for the same patient ID Re-attending within 3 months - Adults	0	8	0.0%	15.1%	15.9%	16.0%
% of FP17s for the same patient ID Re-attending between 3 & 9 months - Children	3	3	100.0%	59.5%	60.4%	58.0%
% of FP17s for the same patient ID Re-attending between 3 & 9 months - Adults	5	8	62.5%	51.8%	52.3%	50.9%
% of FP17s for Band 1 Urgent Courses	1	10	10.0%	9.5%	9.5%	9.1%
% of FP17s Relating to Free Repair or Replacements	0	10	0.0%	0.6%	0.7%	0.8%
% of FP17s Relating to Continuations	0	10	0.0%	1.0%	1.0%	1.1%
% of Patients satisfied with the dentistry they have received	0	0	N/A	90.8%	91.9%	91.7%
% of Patients satisfied with the time they had to wait for an appointment	0	0	N/A	87.8%	88.0%	88.0%

* This is based on patients treated on this contract for their most recent course of treatment. Figures in italics indicate the base number of FP17s or Patient Questionnaire responses are less than 100. N/A is shown where the base number of responses is less than 10 during the period. % is calculated as Quantity/Base number*100

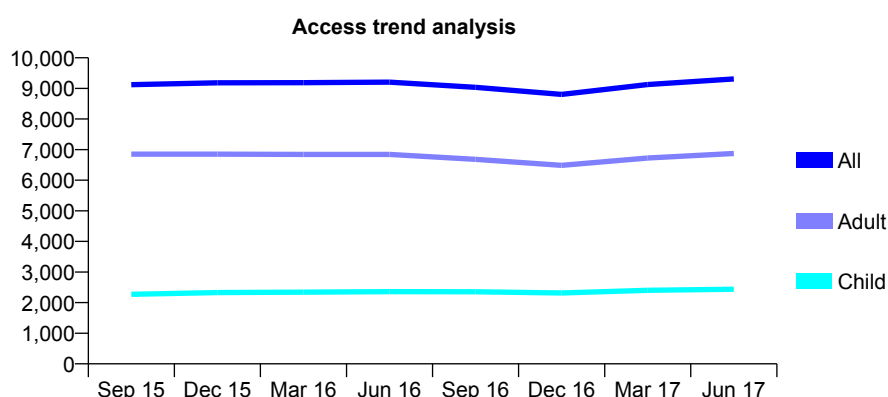
Q68 - Vital Signs At a Glance Contract Report for 772100/0001 - June 2017

Name or company name	MR BM SILVA
Contract type name	GDS Contract
Purpose of contract	General
Contract start date	01/04/2006
Contract end date	

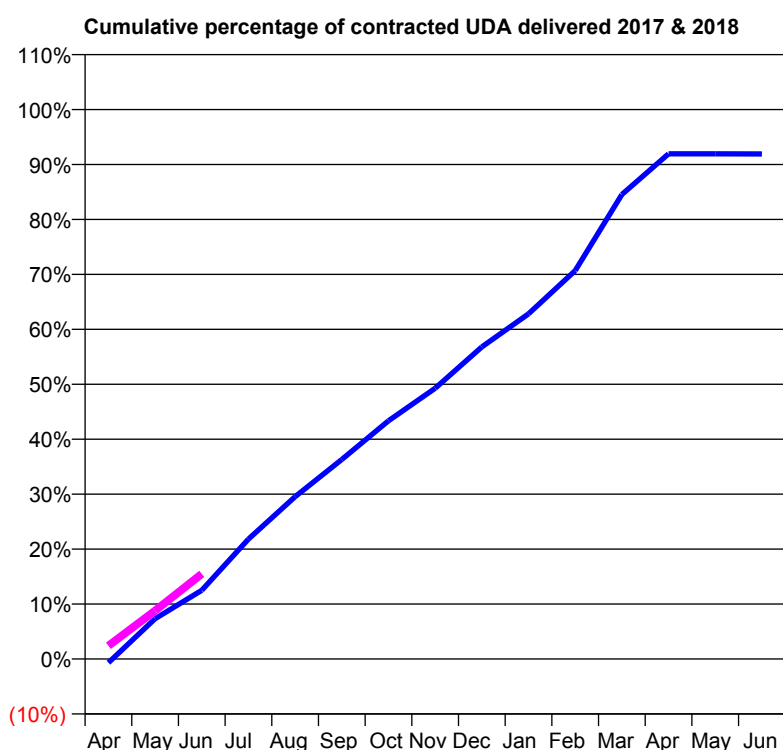
17/18 Contracted general activity (UDA)	29,792
Carry forward general activity (UDA)	0
17/18 Contracted orthodontic activity (UOA)	0
Carry forward orthodontic activity (UOA)	0
Baseline contract value	£762,335.20

ACCESS*

Patients seen in 24 months	Total	Change since previous quarter
Quarter ending June 2016	9,205	
Quarter ending September 2016	9,036	↓
Quarter ending December 2016	8,803	↓
Quarter ending March 2017	9,128	↑
Quarter ending June 2017	9,310	→
Variance since June 2016	1.1%	→



ACTIVITY



Adjusted Scheduled Activity (UDA)		
Month	2017	2018
April	-209	718
May	2,186	2,619
June	3,725	4,618
July	6,504	
August	8,803	
September	10,821	
October	12,913	
November	14,682	
December	16,918	
January	18,714	
February	21,054	
March	25,187	
April	27,392	
May	27,387	
June	27,385	

QUALITY

	Quantity	Base Number	Contract	AT	Region	England
% of FP17s for the same patient ID Re-attending within 3 months - Children	58	750	7.7%	9.4%	11.6%	12.0%
% of FP17s for the same patient ID Re-attending within 3 months - Adults	247	2,116	11.7%	15.1%	15.9%	16.0%
% of FP17s for the same patient ID Re-attending between 3 & 9 months - Children	438	750	58.4%	59.5%	60.4%	58.0%
% of FP17s for the same patient ID Re-attending between 3 & 9 months - Adults	1,115	2,116	52.7%	51.8%	52.3%	50.9%
% of FP17s for Band 1 Urgent Courses	165	2,210	7.5%	9.5%	9.5%	9.1%
% of FP17s Relating to Free Repair or Replacements	8	2,210	0.4%	0.6%	0.7%	0.8%
% of FP17s Relating to Continuations	1	2,210	0.0%	1.0%	1.0%	1.1%
% of Patients satisfied with the dentistry they have received	12	12	100.0%	90.8%	91.9%	91.7%
% of Patients satisfied with the time they had to wait for an appointment	8	12	66.7%	87.8%	88.0%	88.0%

* This is based on patients treated on this contract for their most recent course of treatment. Figures in italics indicate the base number of FP17s or Patient Questionnaire responses are less than 100. N/A is shown where the base number of responses is less than 10 during the period. % is calculated as Quantity/Base number*100

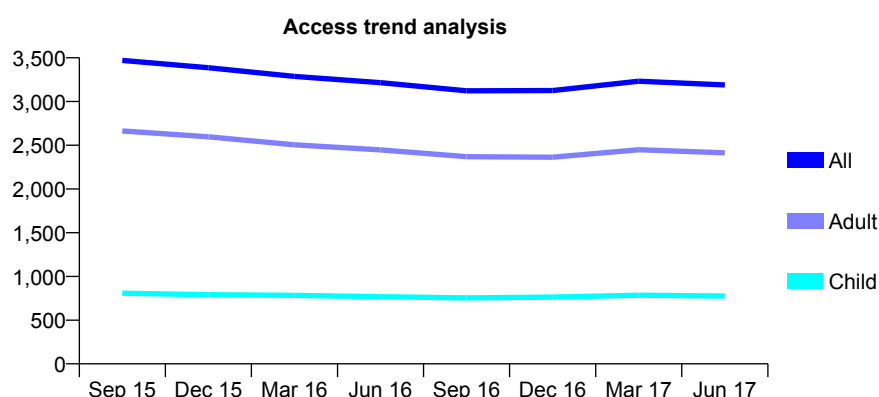
Q68 - Vital Signs At a Glance Contract Report for 772100/0003 - June 2017

Name or company name	MR BM SILVA
Contract type name	GDS Contract
Purpose of contract	General
Contract start date	06/02/2012
Contract end date	

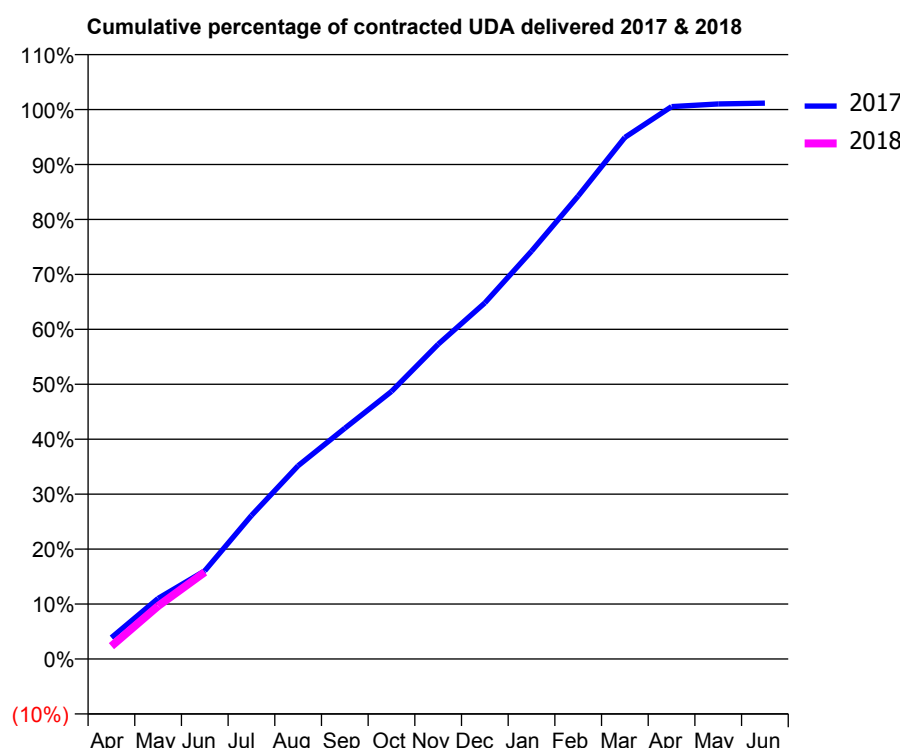
17/18 Contracted general activity (UDA)	10,000
Carry forward general activity (UDA)	0
17/18 Contracted orthodontic activity (UOA)	0
Carry forward orthodontic activity (UOA)	0
Baseline contract value	£220,322.23

ACCESS*

Patients seen in 24 months	Total	Change since previous quarter
Quarter ending June 2016	3,215	
Quarter ending September 2016	3,123	↓
Quarter ending December 2016	3,126	→
Quarter ending March 2017	3,232	↑
Quarter ending June 2017	3,190	↓
Variance since June 2016	(0.8%)	→



ACTIVITY



Adjusted Scheduled Activity (UDA)		
Month	2017	2018
April	390	235
May	1,102	964
June	1,605	1,581
July	2,612	
August	3,517	
September	4,199	
October	4,868	
November	5,728	
December	6,480	
January	7,423	
February	8,427	
March	9,492	
April	10,054	
May	10,102	
June	10,115	

QUALITY

	Quantity	Base Number	Contract	AT	Region	England
% of FP17s for the same patient ID Re-attending within 3 months - Children	17	246	6.9%	9.4%	11.6%	12.0%
% of FP17s for the same patient ID Re-attending within 3 months - Adults	120	766	15.7%	15.1%	15.9%	16.0%
% of FP17s for the same patient ID Re-attending between 3 & 9 months - Children	133	246	54.1%	59.5%	60.4%	58.0%
% of FP17s for the same patient ID Re-attending between 3 & 9 months - Adults	428	766	55.9%	51.8%	52.3%	50.9%
% of FP17s for Band 1 Urgent Courses	99	803	12.3%	9.5%	9.5%	9.1%
% of FP17s Relating to Free Repair or Replacements	0	803	0.0%	0.6%	0.7%	0.8%
% of FP17s Relating to Continuations	3	803	0.4%	1.0%	1.0%	1.1%
% of Patients satisfied with the dentistry they have received	7	7	N/A	90.8%	91.9%	91.7%
% of Patients satisfied with the time they had to wait for an appointment	7	7	N/A	87.8%	88.0%	88.0%

* This is based on patients treated on this contract for their most recent course of treatment. Figures in italics indicate the base number of FP17s or Patient Questionnaire responses are less than 100. N/A is shown where the base number of responses is less than 10 during the period. % is calculated as Quantity/Base number*100

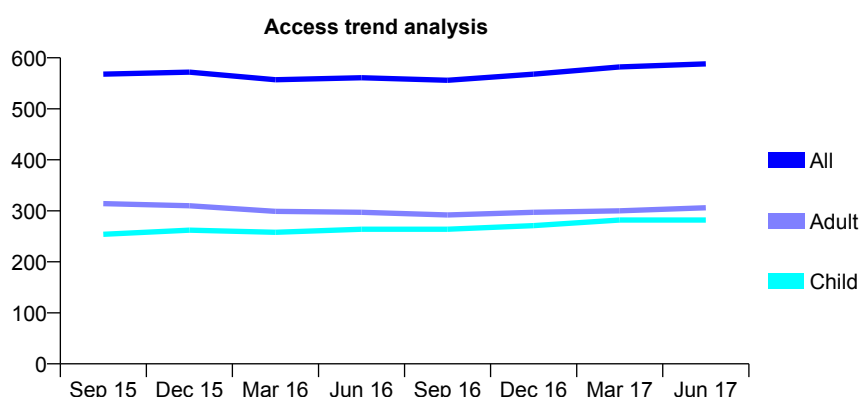
Q68 - Vital Signs At a Glance Contract Report for 776327/0001 - June 2017

Name or company name	MS S BARAHIMI
Contract type name	GDS Contract
Purpose of contract	General
Contract start date	01/10/2012
Contract end date	

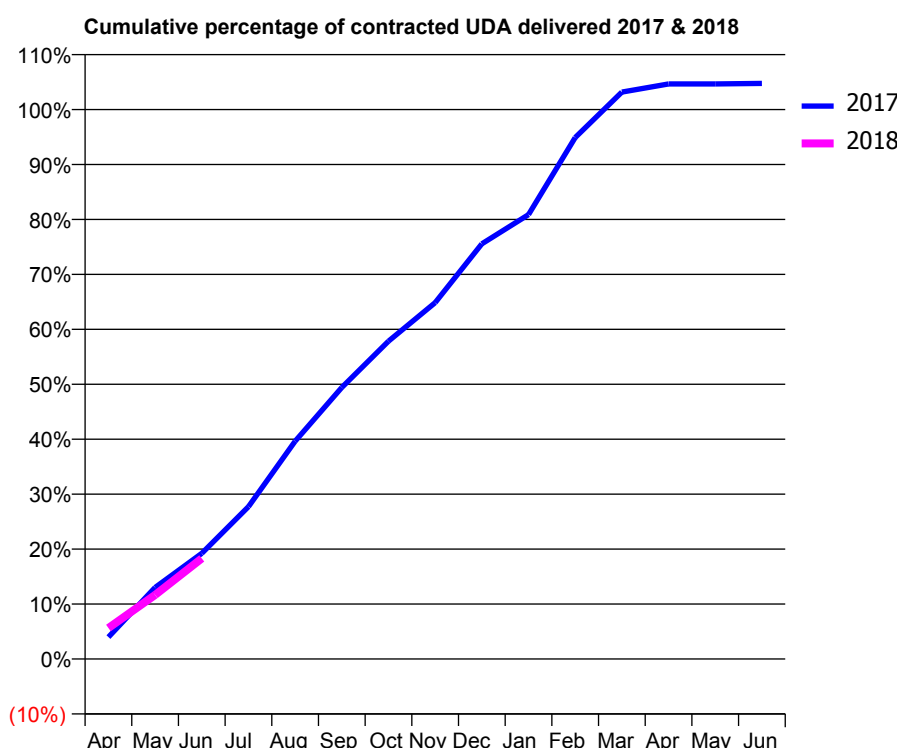
17/18 Contracted general activity (UDA)	1,334
Carry forward general activity (UDA)	0
17/18 Contracted orthodontic activity (UOA)	0
Carry forward orthodontic activity (UOA)	0
Baseline contract value	£29,644.14

ACCESS*

Patients seen in 24 months	Total	Change since previous quarter
Quarter ending June 2016	561	
Quarter ending September 2016	556	→
Quarter ending December 2016	568	↑
Quarter ending March 2017	582	↑
Quarter ending June 2017	588	→
Variance since June 2016	4.8%	↑



ACTIVITY



Adjusted Scheduled Activity (UDA)		
Month	2017	2018
April	53	75
May	174	155
June	256	244
July	370	
August	529	
September	659	
October	772	
November	865	
December	1,008	
January	1,079	
February	1,266	
March	1,376	
April	1,396	
May	1,396	
June	1,397	

QUALITY

	Quantity	Base Number	Contract	AT	Region	England
% of FP17s for the same patient ID Re-attending within 3 months - Children	5	88	5.7%	9.4%	11.6%	12.0%
% of FP17s for the same patient ID Re-attending within 3 months - Adults	2	54	3.7%	15.1%	15.9%	16.0%
% of FP17s for the same patient ID Re-attending between 3 & 9 months - Children	44	88	50.0%	59.5%	60.4%	58.0%
% of FP17s for the same patient ID Re-attending between 3 & 9 months - Adults	30	54	55.6%	51.8%	52.3%	50.9%
% of FP17s for Band 1 Urgent Courses	2	129	1.6%	9.5%	9.5%	9.1%
% of FP17s Relating to Free Repair or Replacements	0	129	0.0%	0.6%	0.7%	0.8%
% of FP17s Relating to Continuations	0	129	0.0%	1.0%	1.0%	1.1%
% of Patients satisfied with the dentistry they have received	0	0	N/A	90.8%	91.9%	91.7%
% of Patients satisfied with the time they had to wait for an appointment	0	0	N/A	87.8%	88.0%	88.0%

* This is based on patients treated on this contract for their most recent course of treatment. Figures in italics indicate the base number of FP17s or Patient Questionnaire responses are less than 100. N/A is shown where the base number of responses is less than 10 during the period. % is calculated as Quantity/Base number*100

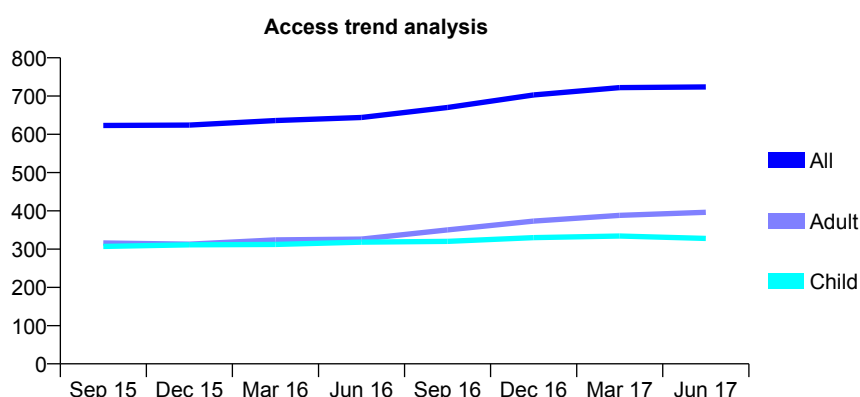
Q68 - Vital Signs At a Glance Contract Report for 781223/0001 - June 2017

Name or company name	MR N TSOLIS
Contract type name	GDS Contract
Purpose of contract	General
Contract start date	01/09/2012
Contract end date	

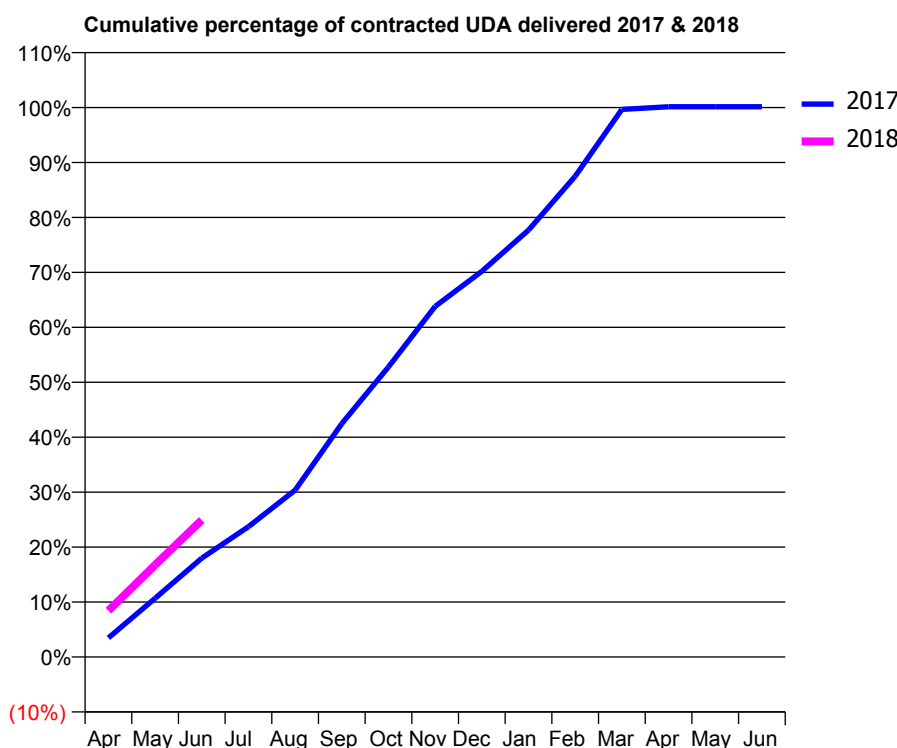
17/18 Contracted general activity (UDA)	1,614
Carry forward general activity (UDA)	0
17/18 Contracted orthodontic activity (UOA)	0
Carry forward orthodontic activity (UOA)	0
Baseline contract value	£38,138.31

ACCESS*

Patients seen in 24 months	Total	Change since previous quarter
Quarter ending June 2016	644	
Quarter ending September 2016	670	↑
Quarter ending December 2016	703	↑
Quarter ending March 2017	722	↑
Quarter ending June 2017	724	→
Variance since June 2016	12.4%	↑



ACTIVITY



Adjusted Scheduled Activity (UDA)		
Month	2017	2018
April	56	136
May	173	270
June	290	403
July	383	
August	490	
September	686	
October	852	
November	1,030	
December	1,133	
January	1,254	
February	1,412	
March	1,608	
April	1,616	
May	1,616	
June	1,616	

QUALITY

	Quantity	Base Number	Contract	AT	Region	England
% of FP17s for the same patient ID Re-attending within 3 months - Children	2	116	1.7%	9.4%	11.6%	12.0%
% of FP17s for the same patient ID Re-attending within 3 months - Adults	13	128	10.2%	15.1%	15.9%	16.0%
% of FP17s for the same patient ID Re-attending between 3 & 9 months - Children	75	116	64.7%	59.5%	60.4%	58.0%
% of FP17s for the same patient ID Re-attending between 3 & 9 months - Adults	81	128	63.3%	51.8%	52.3%	50.9%
% of FP17s for Band 1 Urgent Courses	3	240	1.3%	9.5%	9.5%	9.1%
% of FP17s Relating to Free Repair or Replacements	0	240	0.0%	0.6%	0.7%	0.8%
% of FP17s Relating to Continuations	5	240	2.1%	1.0%	1.0%	1.1%
% of Patients satisfied with the dentistry they have received	0	0	N/A	90.8%	91.9%	91.7%
% of Patients satisfied with the time they had to wait for an appointment	0	0	N/A	87.8%	88.0%	88.0%

* This is based on patients treated on this contract for their most recent course of treatment. Figures in italics indicate the base number of FP17s or Patient Questionnaire responses are less than 100. N/A is shown where the base number of responses is less than 10 during the period. % is calculated as Quantity/Base number*100

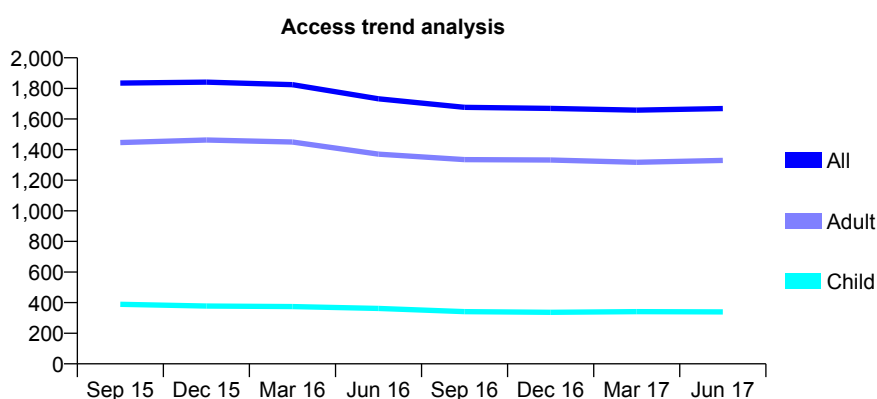
Q68 - Vital Signs At a Glance Contract Report for 785881/0001 - June 2017

Name or company name	MR HR FORGHANI ASHKEZARI
Contract type name	GDS Contract
Purpose of contract	General
Contract start date	01/11/2010
Contract end date	

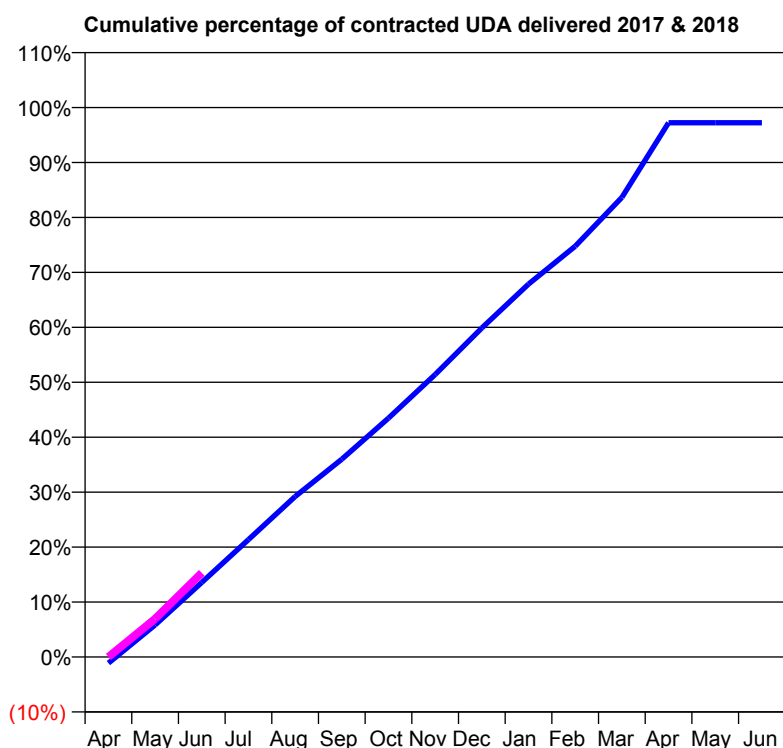
17/18 Contracted general activity (UDA)	6,668
Carry forward general activity (UDA)	0
17/18 Contracted orthodontic activity (UOA)	0
Carry forward orthodontic activity (UOA)	0
Baseline contract value	£167,145.96

ACCESS*

Patients seen in 24 months	Total	Change since previous quarter
Quarter ending June 2016	1,732	
Quarter ending September 2016	1,676	↓
Quarter ending December 2016	1,669	→
Quarter ending March 2017	1,658	→
Quarter ending June 2017	1,668	→
Variance since June 2016	(3.7%)	↓



ACTIVITY



Adjusted Scheduled Activity (UDA)		
Month	2017	2018
April	-76	0
May	389	464
June	905	1,022
July	1,424	
August	1,948	
September	2,401	
October	2,899	
November	3,428	
December	3,993	
January	4,525	
February	4,985	
March	5,577	
April	6,483	
May	6,483	
June	6,483	

QUALITY

	Quantity	Base Number	Contract	AT	Region	England
% of FP17s for the same patient ID Re-attending within 3 months - Children	19	145	13.1%	9.4%	11.6%	12.0%
% of FP17s for the same patient ID Re-attending within 3 months - Adults	54	532	10.2%	15.1%	15.9%	16.0%
% of FP17s for the same patient ID Re-attending between 3 & 9 months - Children	87	145	60.0%	59.5%	60.4%	58.0%
% of FP17s for the same patient ID Re-attending between 3 & 9 months - Adults	352	532	66.2%	51.8%	52.3%	50.9%
% of FP17s for Band 1 Urgent Courses	17	434	3.9%	9.5%	9.5%	9.1%
% of FP17s Relating to Free Repair or Replacements	0	434	0.0%	0.6%	0.7%	0.8%
% of FP17s Relating to Continuations	12	434	2.8%	1.0%	1.0%	1.1%
% of Patients satisfied with the dentistry they have received	4	4	N/A	90.8%	91.9%	91.7%
% of Patients satisfied with the time they had to wait for an appointment	4	4	N/A	87.8%	88.0%	88.0%

* This is based on patients treated on this contract for their most recent course of treatment. Figures in italics indicate the base number of FP17s or Patient Questionnaire responses are less than 100. N/A is shown where the base number of responses is less than 10 during the period. % is calculated as Quantity/Base number*100

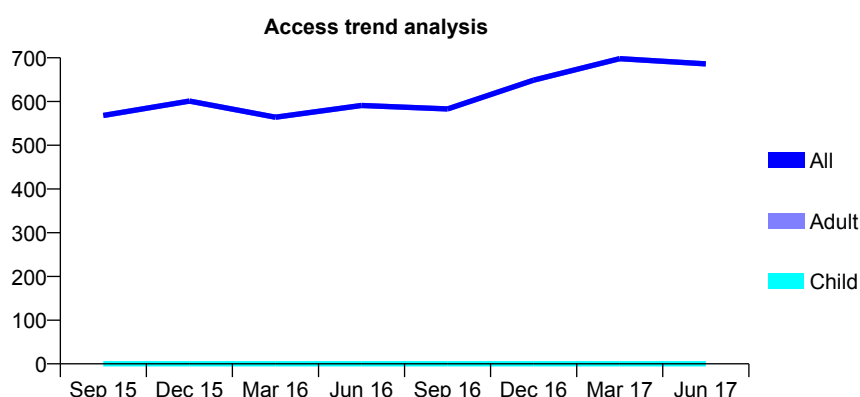
Q68 - Vital Signs At a Glance Contract Report for 804037/0002 - June 2017

Name or company name	MR WM HOULDEN
Contract type name	PDS Contract
Purpose of contract	General
Contract start date	01/04/2006
Contract end date	30/06/2017

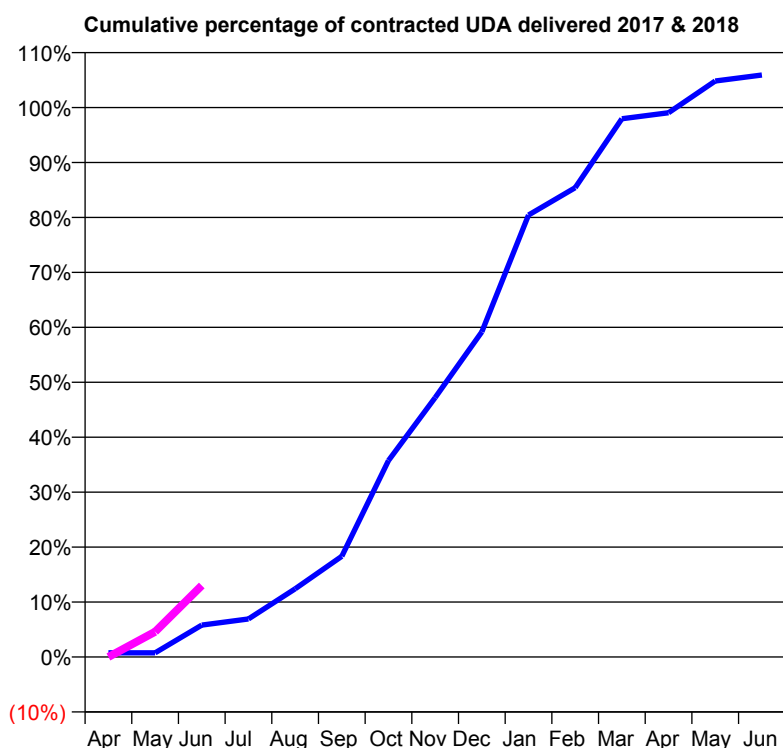
17/18 Contracted general activity (UDA)	700
Carry forward general activity (UDA)	0
17/18 Contracted orthodontic activity (UOA)	0
Carry forward orthodontic activity (UOA)	0
Baseline contract value	£22,812.48

ACCESS*

Patients seen in 24 months	Total	Change since previous quarter
Quarter ending June 2016	591	
Quarter ending September 2016	583	↓
Quarter ending December 2016	649	↑
Quarter ending March 2017	698	↑
Quarter ending June 2017	686	↓
Variance since June 2016	16.1%	↑



ACTIVITY



Month	Adjusted Scheduled Activity (UDA)	
	2017	2018
April	21	0
May	21	32
June	163	91
July	194	
August	348	
September	513	
October	1,001	
November	1,322	
December	1,657	
January	2,252	
February	2,391	
March	2,743	
April	2,773	
May	2,935	
June	2,966	

QUALITY

	Quantity	Base Number	Contract	AT	Region	England
% of FP17s for the same patient ID Re-attending within 3 months - Children	0	0	N/A	9.4%	11.6%	12.0%
% of FP17s for the same patient ID Re-attending within 3 months - Adults	27	90	30.0%	15.1%	15.9%	16.0%
% of FP17s for the same patient ID Re-attending between 3 & 9 months - Children	0	0	N/A	59.5%	60.4%	58.0%
% of FP17s for the same patient ID Re-attending between 3 & 9 months - Adults	18	90	20.0%	51.8%	52.3%	50.9%
% of FP17s for Band 1 Urgent Courses	6	26	23.1%	9.5%	9.5%	9.1%
% of FP17s Relating to Free Repair or Replacements	0	26	0.0%	0.6%	0.7%	0.8%
% of FP17s Relating to Continuations	0	26	0.0%	1.0%	1.0%	1.1%
% of Patients satisfied with the dentistry they have received	0	0	N/A	90.8%	91.9%	91.7%
% of Patients satisfied with the time they had to wait for an appointment	0	0	N/A	87.8%	88.0%	88.0%

* This is based on patients treated on this contract for their most recent course of treatment. Figures in italics indicate the base number of FP17s or Patient Questionnaire responses are less than 100. N/A is shown where the base number of responses is less than 10 during the period. % is calculated as Quantity/Base number*100

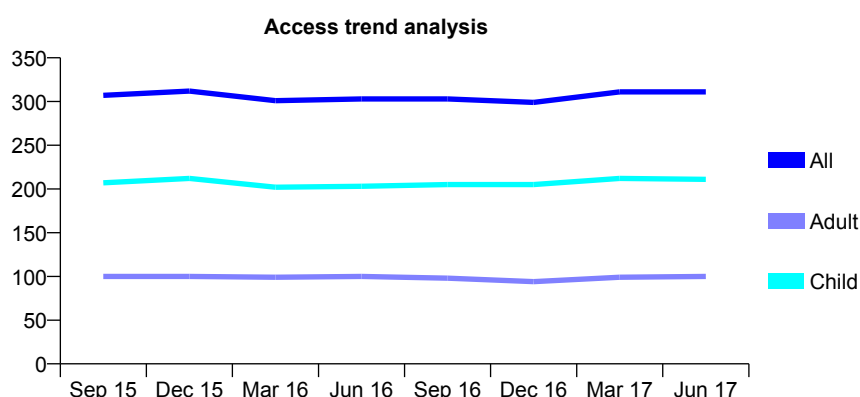
Q68 - Vital Signs At a Glance Contract Report for 807710/0001 - June 2017

Name or company name	MR PL DUKOFF-GORDON
Contract type name	GDS Contract
Purpose of contract	General
Contract start date	01/04/2006
Contract end date	

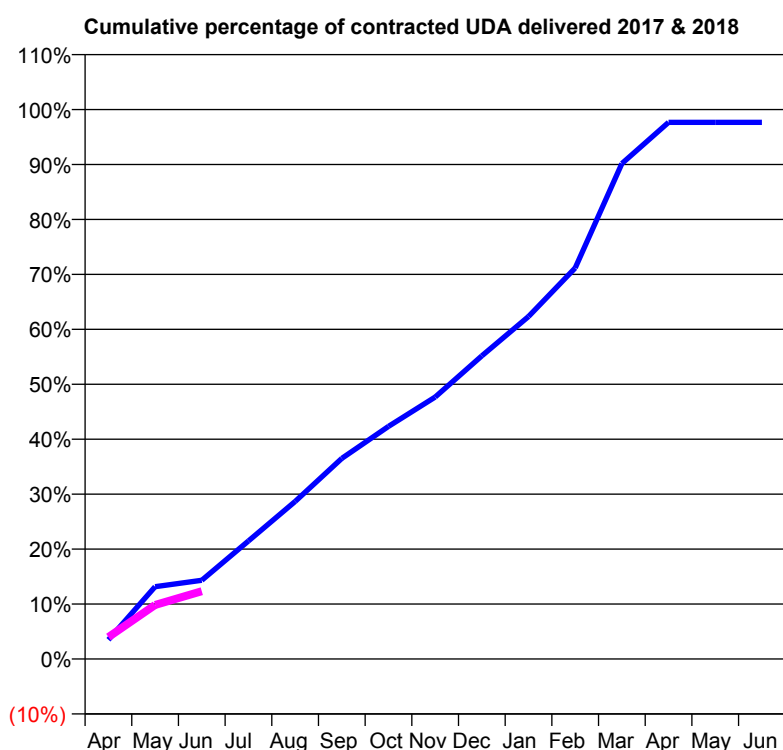
17/18 Contracted general activity (UDA)	600
Carry forward general activity (UDA)	0
17/18 Contracted orthodontic activity (UOA)	0
Carry forward orthodontic activity (UOA)	0
Baseline contract value	£13,510.79

ACCESS*

Patients seen in 24 months	Total	Change since previous quarter
Quarter ending June 2016	303	
Quarter ending September 2016	303	→
Quarter ending December 2016	299	↓
Quarter ending March 2017	311	↑
Quarter ending June 2017	311	→
Variance since June 2016	2.6%	↑



ACTIVITY



Adjusted Scheduled Activity (UDA)		
Month	2017	2018
April	21	24
May	79	59
June	86	74
July	129	
August	172	
September	219	
October	254	
November	286	
December	331	
January	374	
February	427	
March	541	
April	586	
May	586	
June	586	

QUALITY

	Quantity	Base Number	Contract	AT	Region	England
% of FP17s for the same patient ID Re-attending within 3 months - Children	4	70	5.7%	9.4%	11.6%	12.0%
% of FP17s for the same patient ID Re-attending within 3 months - Adults	0	27	0.0%	15.1%	15.9%	16.0%
% of FP17s for the same patient ID Re-attending between 3 & 9 months - Children	50	70	71.4%	59.5%	60.4%	58.0%
% of FP17s for the same patient ID Re-attending between 3 & 9 months - Adults	20	27	74.1%	51.8%	52.3%	50.9%
% of FP17s for Band 1 Urgent Courses	0	62	0.0%	9.5%	9.5%	9.1%
% of FP17s Relating to Free Repair or Replacements	0	62	0.0%	0.6%	0.7%	0.8%
% of FP17s Relating to Continuations	3	62	4.8%	1.0%	1.0%	1.1%
% of Patients satisfied with the dentistry they have received	0	0	N/A	90.8%	91.9%	91.7%
% of Patients satisfied with the time they had to wait for an appointment	0	0	N/A	87.8%	88.0%	88.0%

* This is based on patients treated on this contract for their most recent course of treatment. Figures in italics indicate the base number of FP17s or Patient Questionnaire responses are less than 100. N/A is shown where the base number of responses is less than 10 during the period. % is calculated as Quantity/Base number*100

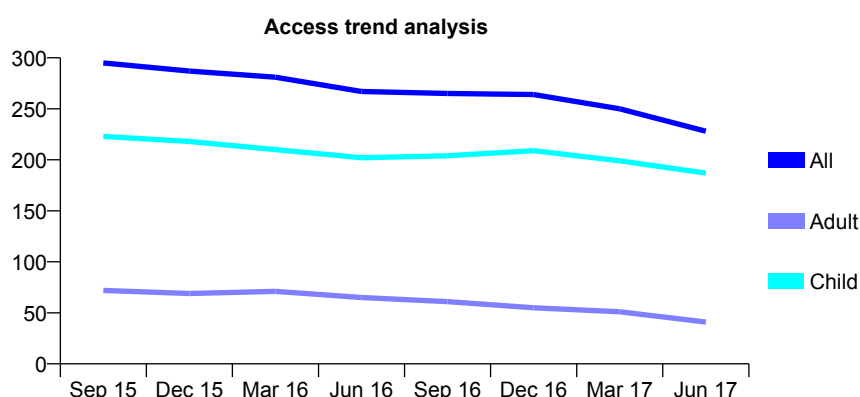
Q68 - Vital Signs At a Glance Contract Report for 810010/0001 - June 2017

Name or company name	MR RN HARDING
Contract type name	GDS Contract
Purpose of contract	General
Contract start date	01/04/2006
Contract end date	

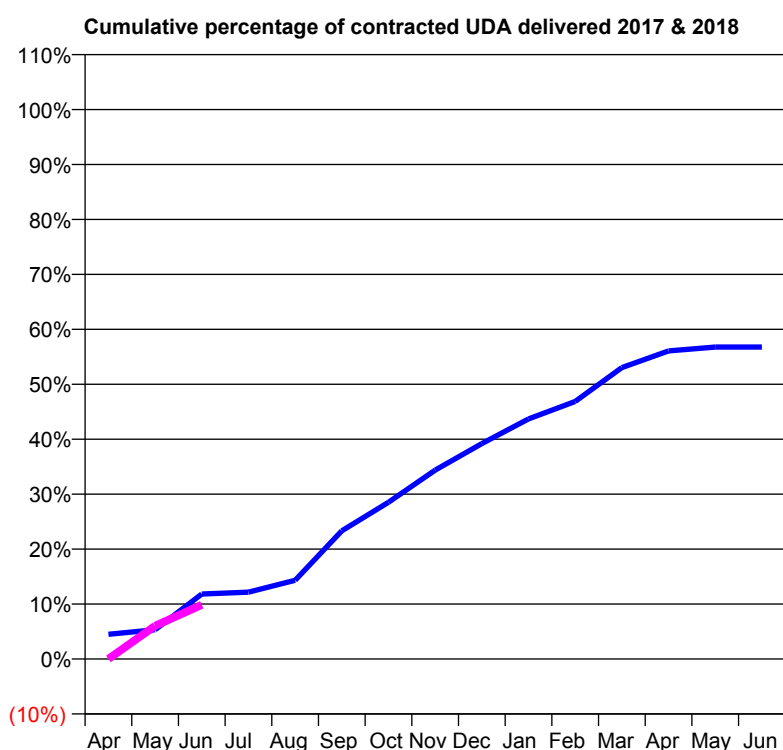
17/18 Contracted general activity (UDA)	600
Carry forward general activity (UDA)	0
17/18 Contracted orthodontic activity (UOA)	0
Carry forward orthodontic activity (UOA)	0
Baseline contract value	£14,038.62

ACCESS*

Patients seen in 24 months	Total	Change since previous quarter
Quarter ending June 2016	267	
Quarter ending September 2016	265	→
Quarter ending December 2016	264	→
Quarter ending March 2017	250	↓
Quarter ending June 2017	228	↓
Variance since June 2016	(14.6%)	↓



ACTIVITY



Month	Adjusted Scheduled Activity (UDA)	
	2017	2018
April	27	0
May	32	36
June	71	59
July	73	
August	86	
September	140	
October	171	
November	206	
December	235	
January	262	
February	281	
March	318	
April	336	
May	341	
June	341	

QUALITY

	Quantity	Base Number	Contract	AT	Region	England
% of FP17s for the same patient ID Re-attending within 3 months - Children	4	64	6.3%	9.4%	11.6%	12.0%
% of FP17s for the same patient ID Re-attending within 3 months - Adults	0	3	0.0%	15.1%	15.9%	16.0%
% of FP17s for the same patient ID Re-attending between 3 & 9 months - Children	36	64	56.3%	59.5%	60.4%	58.0%
% of FP17s for the same patient ID Re-attending between 3 & 9 months - Adults	1	3	33.3%	51.8%	52.3%	50.9%
% of FP17s for Band 1 Urgent Courses	1	49	2.0%	9.5%	9.5%	9.1%
% of FP17s Relating to Free Repair or Replacements	0	49	0.0%	0.6%	0.7%	0.8%
% of FP17s Relating to Continuations	0	49	0.0%	1.0%	1.0%	1.1%
% of Patients satisfied with the dentistry they have received	0	0	N/A	90.8%	91.9%	91.7%
% of Patients satisfied with the time they had to wait for an appointment	0	0	N/A	87.8%	88.0%	88.0%

* This is based on patients treated on this contract for their most recent course of treatment. Figures in italics indicate the base number of FP17s or Patient Questionnaire responses are less than 100. N/A is shown where the base number of responses is less than 10 during the period. % is calculated as Quantity/Base number*100

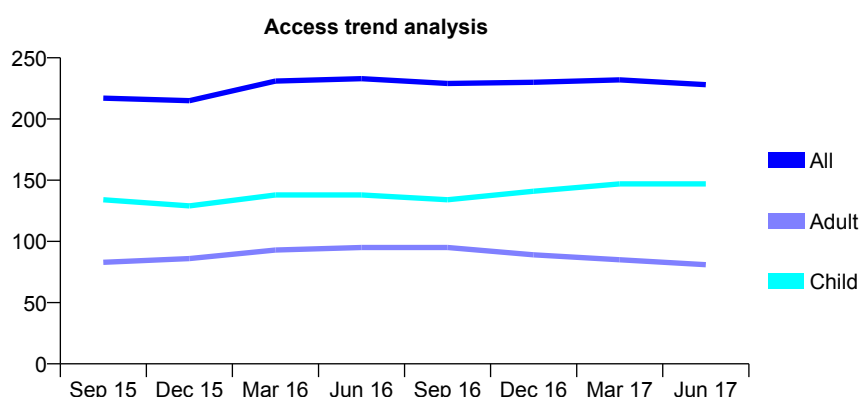
Q68 - Vital Signs At a Glance Contract Report for 811157/0001 - June 2017

Name or company name	MISS DE ALLEN
Contract type name	GDS Contract
Purpose of contract	General
Contract start date	01/04/2006
Contract end date	

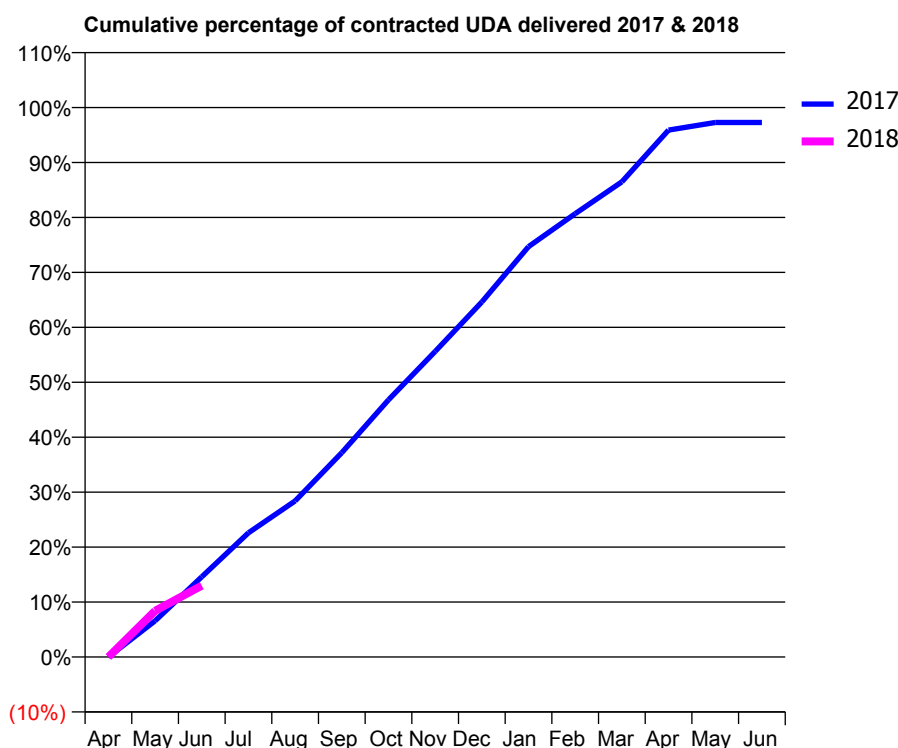
17/18 Contracted general activity (UDA)	500
Carry forward general activity (UDA)	0
17/18 Contracted orthodontic activity (UOA)	0
Carry forward orthodontic activity (UOA)	0
Baseline contract value	£12,668.65

ACCESS*

Patients seen in 24 months	Total	Change since previous quarter
Quarter ending June 2016	233	
Quarter ending September 2016	229	↓
Quarter ending December 2016	230	→
Quarter ending March 2017	232	→
Quarter ending June 2017	228	↓
Variance since June 2016	(2.1%)	↓



ACTIVITY



Adjusted Scheduled Activity (UDA)		
Month	2017	2018
April	0	0
May	33	42
June	73	65
July	113	
August	142	
September	186	
October	234	
November	278	
December	323	
January	373	
February	403	
March	432	
April	479	
May	486	
June	486	

QUALITY

	Quantity	Base Number	Contract	AT	Region	England
% of FP17s for the same patient ID Re-attending within 3 months - Children	2	59	3.4%	9.4%	11.6%	12.0%
% of FP17s for the same patient ID Re-attending within 3 months - Adults	2	22	9.1%	15.1%	15.9%	16.0%
% of FP17s for the same patient ID Re-attending between 3 & 9 months - Children	41	59	69.5%	59.5%	60.4%	58.0%
% of FP17s for the same patient ID Re-attending between 3 & 9 months - Adults	13	22	59.1%	51.8%	52.3%	50.9%
% of FP17s for Band 1 Urgent Courses	0	51	0.0%	9.5%	9.5%	9.1%
% of FP17s Relating to Free Repair or Replacements	0	51	0.0%	0.6%	0.7%	0.8%
% of FP17s Relating to Continuations	0	51	0.0%	1.0%	1.0%	1.1%
% of Patients satisfied with the dentistry they have received	1	1	N/A	90.8%	91.9%	91.7%
% of Patients satisfied with the time they had to wait for an appointment	1	1	N/A	87.8%	88.0%	88.0%

* This is based on patients treated on this contract for their most recent course of treatment. Figures in italics indicate the base number of FP17s or Patient Questionnaire responses are less than 100. N/A is shown where the base number of responses is less than 10 during the period. % is calculated as Quantity/Base number*100

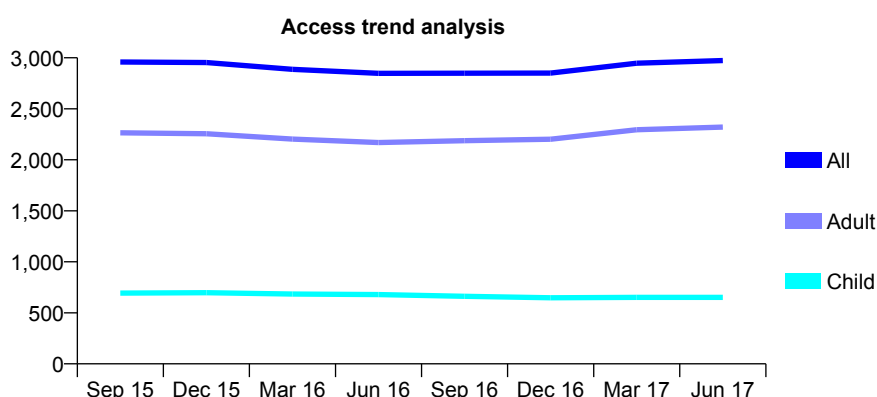
Q68 - Vital Signs At a Glance Contract Report for 812471/0001 - June 2017

Name or company name	MR ND THORPE-BEESTON
Contract type name	GDS Contract
Purpose of contract	General
Contract start date	01/04/2006
Contract end date	

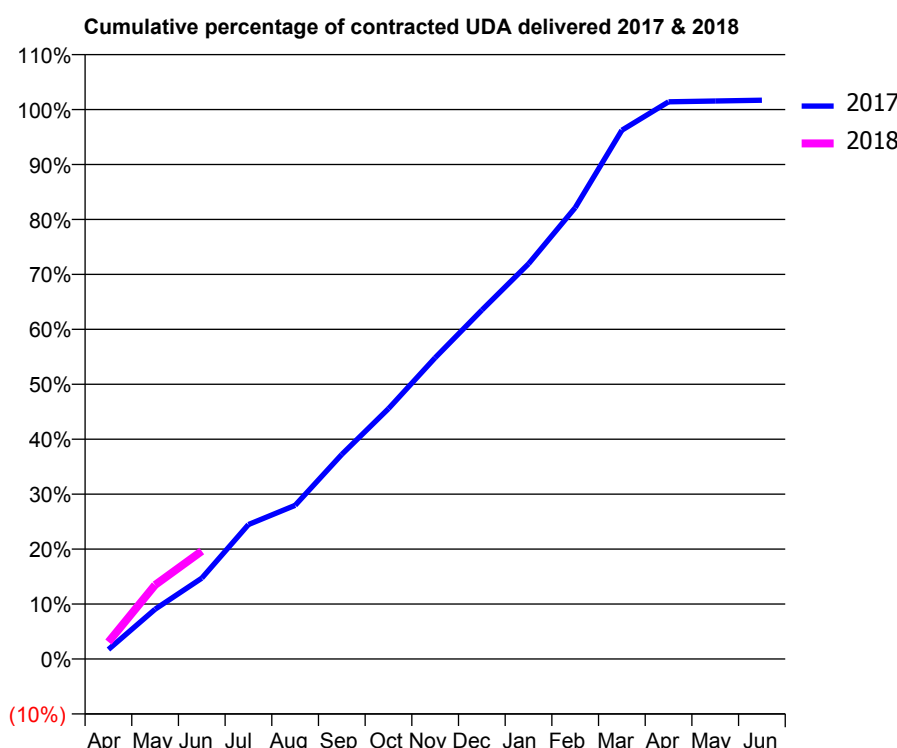
17/18 Contracted general activity (UDA)	8,238
Carry forward general activity (UDA)	0
17/18 Contracted orthodontic activity (UOA)	0
Carry forward orthodontic activity (UOA)	0
Baseline contract value	£192,473.05

ACCESS*

Patients seen in 24 months	Total	Change since previous quarter
Quarter ending June 2016	2,848	
Quarter ending September 2016	2,849	→
Quarter ending December 2016	2,850	→
Quarter ending March 2017	2,947	↑
Quarter ending June 2017	2,973	→
Variance since June 2016	4.4%	↑



ACTIVITY



Adjusted Scheduled Activity (UDA)		
Month	2017	2018
April	143	256
May	747	1,110
June	1,213	1,618
July	2,015	
August	2,305	
September	3,068	
October	3,753	
November	4,517	
December	5,231	
January	5,925	
February	6,766	
March	7,927	
April	8,354	
May	8,365	
June	8,377	

QUALITY

	Quantity	Base Number	Contract	AT	Region	England
% of FP17s for the same patient ID Re-attending within 3 months - Children	13	195	6.7%	9.4%	11.6%	12.0%
% of FP17s for the same patient ID Re-attending within 3 months - Adults	99	630	15.7%	15.1%	15.9%	16.0%
% of FP17s for the same patient ID Re-attending between 3 & 9 months - Children	87	195	44.6%	59.5%	60.4%	58.0%
% of FP17s for the same patient ID Re-attending between 3 & 9 months - Adults	226	630	35.9%	51.8%	52.3%	50.9%
% of FP17s for Band 1 Urgent Courses	89	658	13.5%	9.5%	9.5%	9.1%
% of FP17s Relating to Free Repair or Replacements	8	658	1.2%	0.6%	0.7%	0.8%
% of FP17s Relating to Continuations	1	658	0.2%	1.0%	1.0%	1.1%
% of Patients satisfied with the dentistry they have received	7	7	N/A	90.8%	91.9%	91.7%
% of Patients satisfied with the time they had to wait for an appointment	7	7	N/A	87.8%	88.0%	88.0%

* This is based on patients treated on this contract for their most recent course of treatment. Figures in italics indicate the base number of FP17s or Patient Questionnaire responses are less than 100. N/A is shown where the base number of responses is less than 10 during the period. % is calculated as Quantity/Base number*100

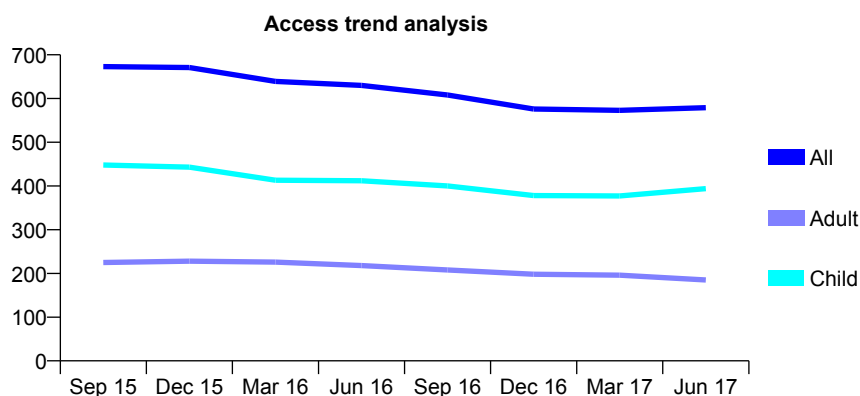
Q68 - Vital Signs At a Glance Contract Report for 812838/0001 - June 2017

Name or company name	MR HD PHILLIPS
Contract type name	GDS Contract
Purpose of contract	General
Contract start date	01/04/2006
Contract end date	

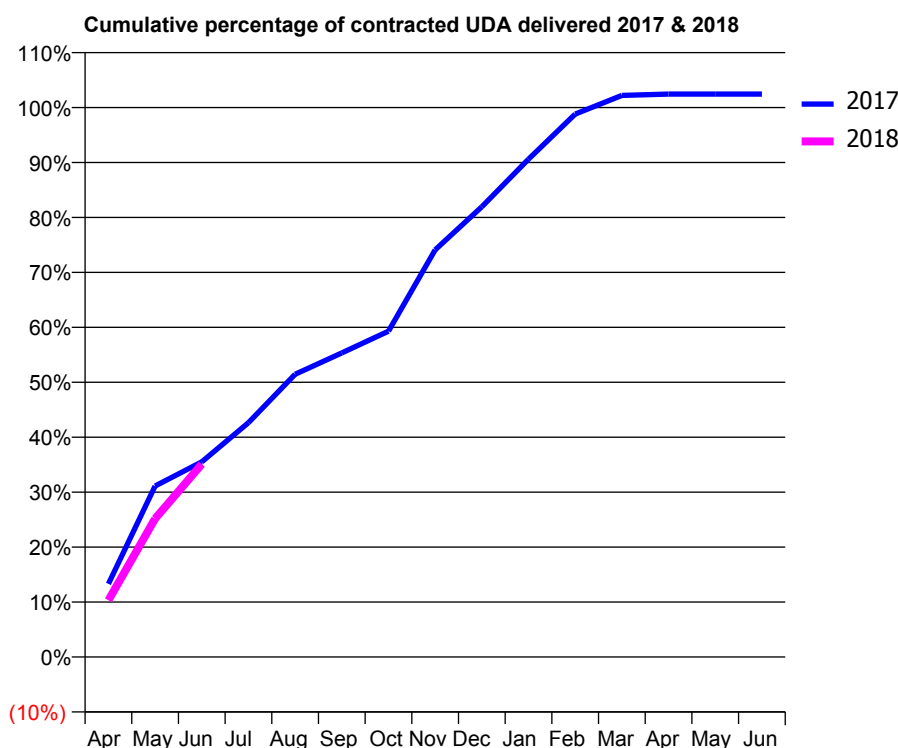
17/18 Contracted general activity (UDA)	1,242
Carry forward general activity (UDA)	0
17/18 Contracted orthodontic activity (UOA)	0
Carry forward orthodontic activity (UOA)	0
Baseline contract value	£27,599.73

ACCESS*

Patients seen in 24 months	Total	Change since previous quarter
Quarter ending June 2016	630	
Quarter ending September 2016	608	↓
Quarter ending December 2016	576	↓
Quarter ending March 2017	573	→
Quarter ending June 2017	579	→
Variance since June 2016	(8.1%)	↓



ACTIVITY



Adjusted Scheduled Activity (UDA)		
Month	2017	2018
April	165	128
May	386	313
June	441	436
July	530	
August	639	
September	687	
October	736	
November	920	
December	1,018	
January	1,125	
February	1,227	
March	1,269	
April	1,272	
May	1,272	
June	1,272	

QUALITY

	Quantity	Base Number	Contract	AT	Region	England
% of FP17s for the same patient ID Re-attending within 3 months - Children	15	179	8.4%	9.4%	11.6%	12.0%
% of FP17s for the same patient ID Re-attending within 3 months - Adults	10	62	16.1%	15.1%	15.9%	16.0%
% of FP17s for the same patient ID Re-attending between 3 & 9 months - Children	112	179	62.6%	59.5%	60.4%	58.0%
% of FP17s for the same patient ID Re-attending between 3 & 9 months - Adults	37	62	59.7%	51.8%	52.3%	50.9%
% of FP17s for Band 1 Urgent Courses	5	240	2.1%	9.5%	9.5%	9.1%
% of FP17s Relating to Free Repair or Replacements	0	240	0.0%	0.6%	0.7%	0.8%
% of FP17s Relating to Continuations	0	240	0.0%	1.0%	1.0%	1.1%
% of Patients satisfied with the dentistry they have received	1	1	N/A	90.8%	91.9%	91.7%
% of Patients satisfied with the time they had to wait for an appointment	1	1	N/A	87.8%	88.0%	88.0%

* This is based on patients treated on this contract for their most recent course of treatment. Figures in italics indicate the base number of FP17s or Patient Questionnaire responses are less than 100. N/A is shown where the base number of responses is less than 10 during the period. % is calculated as Quantity/Base number*100

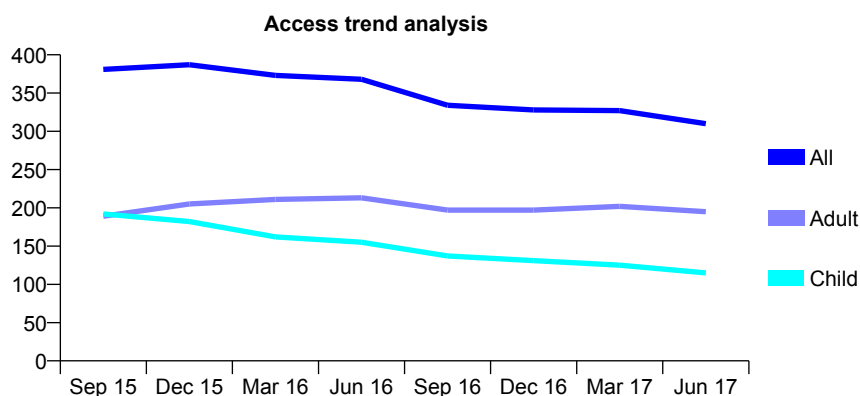
Q68 - Vital Signs At a Glance Contract Report for 812889/0001 - June 2017

Name or company name	MR D PATTINSON
Contract type name	GDS Contract
Purpose of contract	General
Contract start date	01/04/2006
Contract end date	

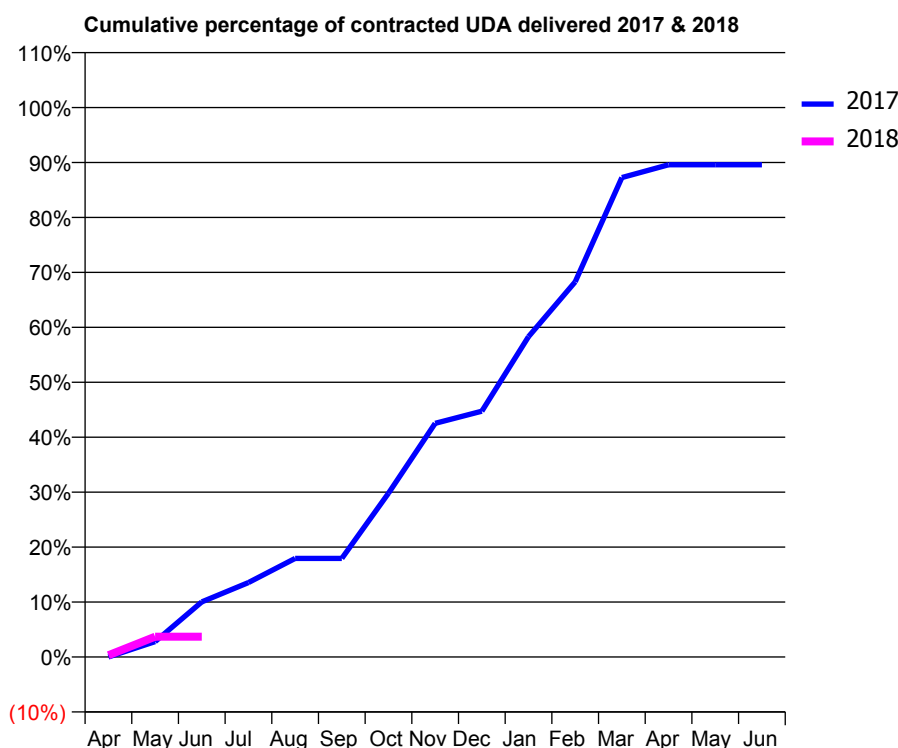
17/18 Contracted general activity (UDA)	900
Carry forward general activity (UDA)	0
17/18 Contracted orthodontic activity (UOA)	0
Carry forward orthodontic activity (UOA)	0
Baseline contract value	£20,003.11

ACCESS*

Patients seen in 24 months	Total	Change since previous quarter
Quarter ending June 2016	368	
Quarter ending September 2016	334	↓
Quarter ending December 2016	328	↓
Quarter ending March 2017	327	→
Quarter ending June 2017	310	↓
Variance since June 2016	(15.8%)	↓



ACTIVITY



Month	Adjusted Scheduled Activity (UDA)	
	2017	2018
April	0	3
May	25	33
June	90	33
July	122	
August	162	
September	162	
October	268	
November	383	
December	403	
January	525	
February	614	
March	785	
April	806	
May	806	
June	806	

QUALITY

	Quantity	Base Number	Contract	AT	Region	England
% of FP17s for the same patient ID Re-attending within 3 months - Children	1	19	5.3%	9.4%	11.6%	12.0%
% of FP17s for the same patient ID Re-attending within 3 months - Adults	1	14	7.1%	15.1%	15.9%	16.0%
% of FP17s for the same patient ID Re-attending between 3 & 9 months - Children	8	19	42.1%	59.5%	60.4%	58.0%
% of FP17s for the same patient ID Re-attending between 3 & 9 months - Adults	8	14	57.1%	51.8%	52.3%	50.9%
% of FP17s for Band 1 Urgent Courses	1	23	4.3%	9.5%	9.5%	9.1%
% of FP17s Relating to Free Repair or Replacements	0	23	0.0%	0.6%	0.7%	0.8%
% of FP17s Relating to Continuations	0	23	0.0%	1.0%	1.0%	1.1%
% of Patients satisfied with the dentistry they have received	0	0	N/A	90.8%	91.9%	91.7%
% of Patients satisfied with the time they had to wait for an appointment	0	0	N/A	87.8%	88.0%	88.0%

* This is based on patients treated on this contract for their most recent course of treatment. Figures in italics indicate the base number of FP17s or Patient Questionnaire responses are less than 100. N/A is shown where the base number of responses is less than 10 during the period. % is calculated as Quantity/Base number*100

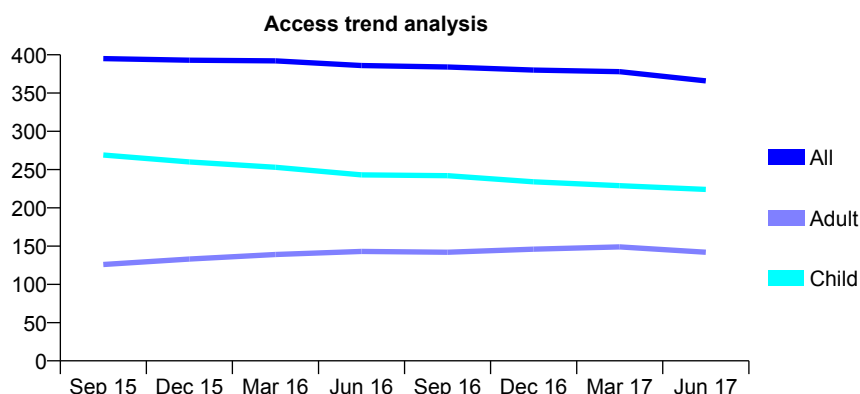
Q68 - Vital Signs At a Glance Contract Report for 817376/0001 - June 2017

Name or company name	MR JP HYDER
Contract type name	GDS Contract
Purpose of contract	General
Contract start date	01/04/2006
Contract end date	

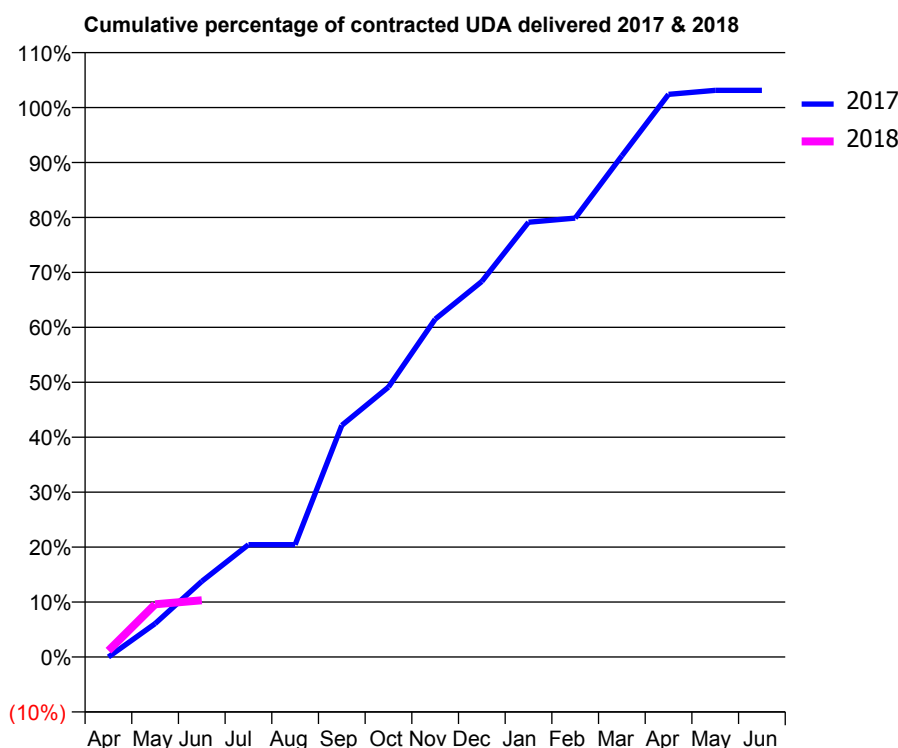
17/18 Contracted general activity (UDA)	690
Carry forward general activity (UDA)	0
17/18 Contracted orthodontic activity (UOA)	0
Carry forward orthodontic activity (UOA)	0
Baseline contract value	£16,538.57

ACCESS*

Patients seen in 24 months	Total	Change since previous quarter
Quarter ending June 2016	386	
Quarter ending September 2016	384	→
Quarter ending December 2016	380	↓
Quarter ending March 2017	378	→
Quarter ending June 2017	366	↓
Variance since June 2016	(5.2%)	↓



ACTIVITY



Month	Adjusted Scheduled Activity (UDA)	
	2017	2018
April	0	8
May	42	66
June	95	71
July	141	
August	141	
September	291	
October	339	
November	424	
December	472	
January	546	
February	551	
March	629	
April	707	
May	712	
June	712	

QUALITY

	Quantity	Base Number	Contract	AT	Region	England
% of FP17s for the same patient ID Re-attending within 3 months - Children	3	86	3.5%	9.4%	11.6%	12.0%
% of FP17s for the same patient ID Re-attending within 3 months - Adults	7	34	20.6%	15.1%	15.9%	16.0%
% of FP17s for the same patient ID Re-attending between 3 & 9 months - Children	61	86	70.9%	59.5%	60.4%	58.0%
% of FP17s for the same patient ID Re-attending between 3 & 9 months - Adults	22	34	64.7%	51.8%	52.3%	50.9%
% of FP17s for Band 1 Urgent Courses	1	54	1.9%	9.5%	9.5%	9.1%
% of FP17s Relating to Free Repair or Replacements	0	54	0.0%	0.6%	0.7%	0.8%
% of FP17s Relating to Continuations	0	54	0.0%	1.0%	1.0%	1.1%
% of Patients satisfied with the dentistry they have received	0	0	N/A	90.8%	91.9%	91.7%
% of Patients satisfied with the time they had to wait for an appointment	0	0	N/A	87.8%	88.0%	88.0%

* This is based on patients treated on this contract for their most recent course of treatment. Figures in italics indicate the base number of FP17s or Patient Questionnaire responses are less than 100. N/A is shown where the base number of responses is less than 10 during the period. % is calculated as Quantity/Base number*100

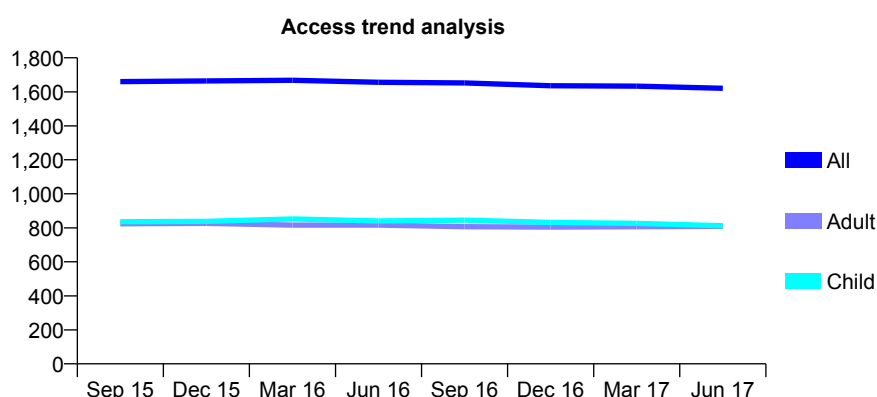
Q68 - Vital Signs At a Glance Contract Report for 817546/0001 - June 2017

Name or company name	MR JS SANDHU
Contract type name	GDS Contract
Purpose of contract	General
Contract start date	01/04/2006
Contract end date	

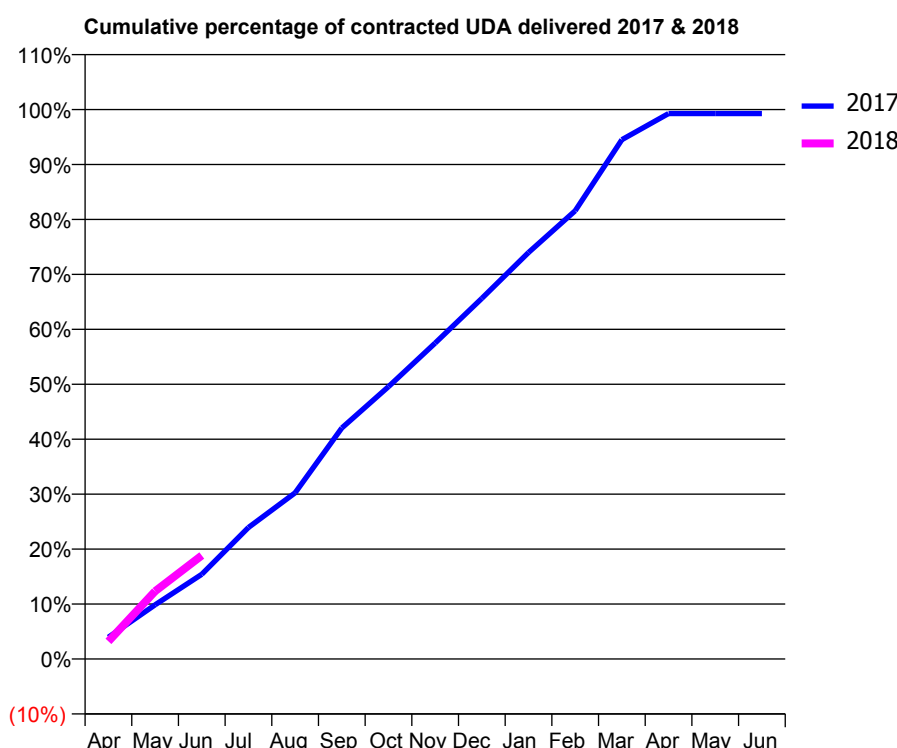
17/18 Contracted general activity (UDA)	4,750
Carry forward general activity (UDA)	0
17/18 Contracted orthodontic activity (UOA)	0
Carry forward orthodontic activity (UOA)	0
Baseline contract value	£118,792.58

ACCESS*

Patients seen in 24 months	Total	Change since previous quarter
Quarter ending June 2016	1,656	
Quarter ending September 2016	1,652	→
Quarter ending December 2016	1,636	→
Quarter ending March 2017	1,633	→
Quarter ending June 2017	1,621	→
Variance since June 2016	(2.1%)	↓



ACTIVITY



Adjusted Scheduled Activity (UDA)		
Month	2017	2018
April	188	152
May	468	586
June	733	895
July	1,137	
August	1,436	
September	1,997	
October	2,354	
November	2,731	
December	3,117	
January	3,514	
February	3,875	
March	4,489	
April	4,716	
May	4,716	
June	4,716	

QUALITY

	Quantity	Base Number	Contract	AT	Region	England
% of FP17s for the same patient ID Re-attending within 3 months - Children	27	325	8.3%	9.4%	11.6%	12.0%
% of FP17s for the same patient ID Re-attending within 3 months - Adults	42	301	14.0%	15.1%	15.9%	16.0%
% of FP17s for the same patient ID Re-attending between 3 & 9 months - Children	244	325	75.1%	59.5%	60.4%	58.0%
% of FP17s for the same patient ID Re-attending between 3 & 9 months - Adults	209	301	69.4%	51.8%	52.3%	50.9%
% of FP17s for Band 1 Urgent Courses	16	526	3.0%	9.5%	9.5%	9.1%
% of FP17s Relating to Free Repair or Replacements	0	526	0.0%	0.6%	0.7%	0.8%
% of FP17s Relating to Continuations	0	526	0.0%	1.0%	1.0%	1.1%
% of Patients satisfied with the dentistry they have received	3	3	N/A	90.8%	91.9%	91.7%
% of Patients satisfied with the time they had to wait for an appointment	1	3	N/A	87.8%	88.0%	88.0%

* This is based on patients treated on this contract for their most recent course of treatment. Figures in italics indicate the base number of FP17s or Patient Questionnaire responses are less than 100. N/A is shown where the base number of responses is less than 10 during the period. % is calculated as Quantity/Base number*100

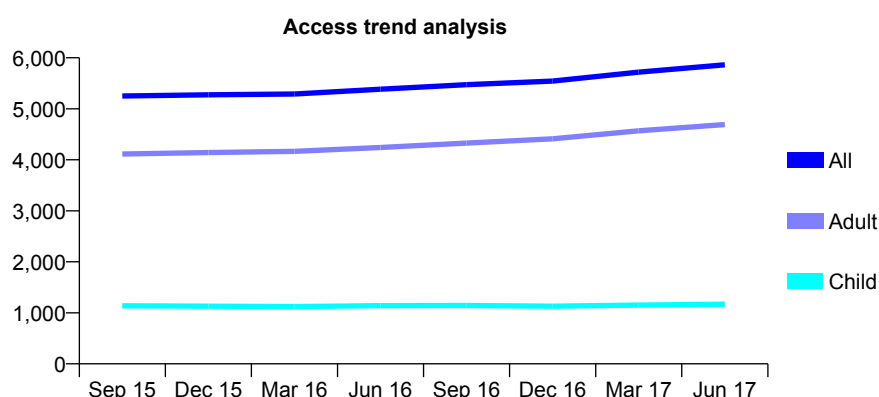
Q68 - Vital Signs At a Glance Contract Report for 817783/0001 - June 2017

Name or company name	Mr J Dhaliwal
Contract type name	GDS Contract
Purpose of contract	General
Contract start date	01/04/2006
Contract end date	

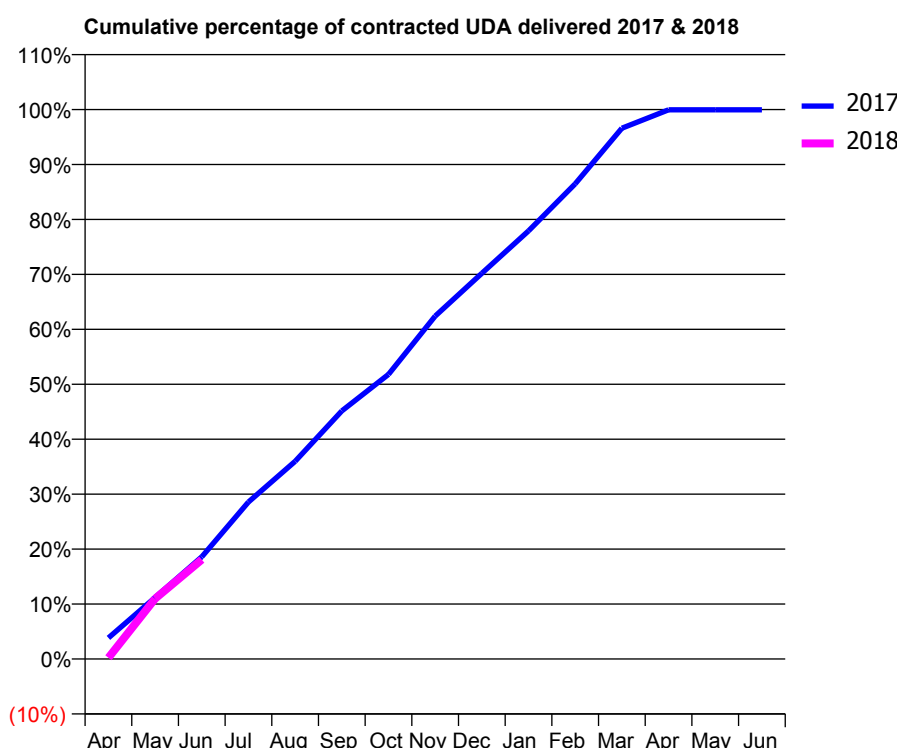
17/18 Contracted general activity (UDA)	19,470
Carry forward general activity (UDA)	0
17/18 Contracted orthodontic activity (UOA)	0
Carry forward orthodontic activity (UOA)	0
Baseline contract value	£572,505.73

ACCESS*

Patients seen in 24 months	Total	Change since previous quarter
Quarter ending June 2016	5,385	
Quarter ending September 2016	5,474	→
Quarter ending December 2016	5,543	→
Quarter ending March 2017	5,720	↑
Quarter ending June 2017	5,863	↑
Variance since June 2016	8.9%	↑



ACTIVITY



Adjusted Scheduled Activity (UDA)		
Month	2017	2018
April	750	44
May	2,179	2,136
June	3,623	3,522
July	5,562	
August	7,005	
September	8,790	
October	10,084	
November	12,148	
December	13,667	
January	15,168	
February	16,835	
March	18,806	
April	19,457	
May	19,459	
June	19,461	

QUALITY

	Quantity	Base Number	Contract	AT	Region	England
% of FP17s for the same patient ID Re-attending within 3 months - Children	35	507	6.9%	9.4%	11.6%	12.0%
% of FP17s for the same patient ID Re-attending within 3 months - Adults	252	1,811	13.9%	15.1%	15.9%	16.0%
% of FP17s for the same patient ID Re-attending between 3 & 9 months - Children	341	507	67.3%	59.5%	60.4%	58.0%
% of FP17s for the same patient ID Re-attending between 3 & 9 months - Adults	1,176	1,811	64.9%	51.8%	52.3%	50.9%
% of FP17s for Band 1 Urgent Courses	133	2,007	6.6%	9.5%	9.5%	9.1%
% of FP17s Relating to Free Repair or Replacements	16	2,007	0.8%	0.6%	0.7%	0.8%
% of FP17s Relating to Continuations	4	2,007	0.2%	1.0%	1.0%	1.1%
% of Patients satisfied with the dentistry they have received	6	7	N/A	90.8%	91.9%	91.7%
% of Patients satisfied with the time they had to wait for an appointment	6	7	N/A	87.8%	88.0%	88.0%

* This is based on patients treated on this contract for their most recent course of treatment. Figures in italics indicate the base number of FP17s or Patient Questionnaire responses are less than 100. N/A is shown where the base number of responses is less than 10 during the period. % is calculated as Quantity/Base number*100

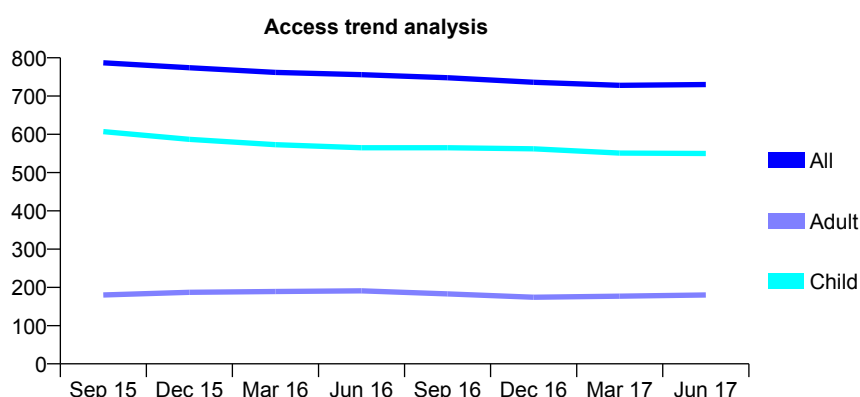
Q68 - Vital Signs At a Glance Contract Report for 817910/0001 - June 2017

Name or company name	MR GD LOADER
Contract type name	GDS Contract
Purpose of contract	General
Contract start date	01/04/2006
Contract end date	

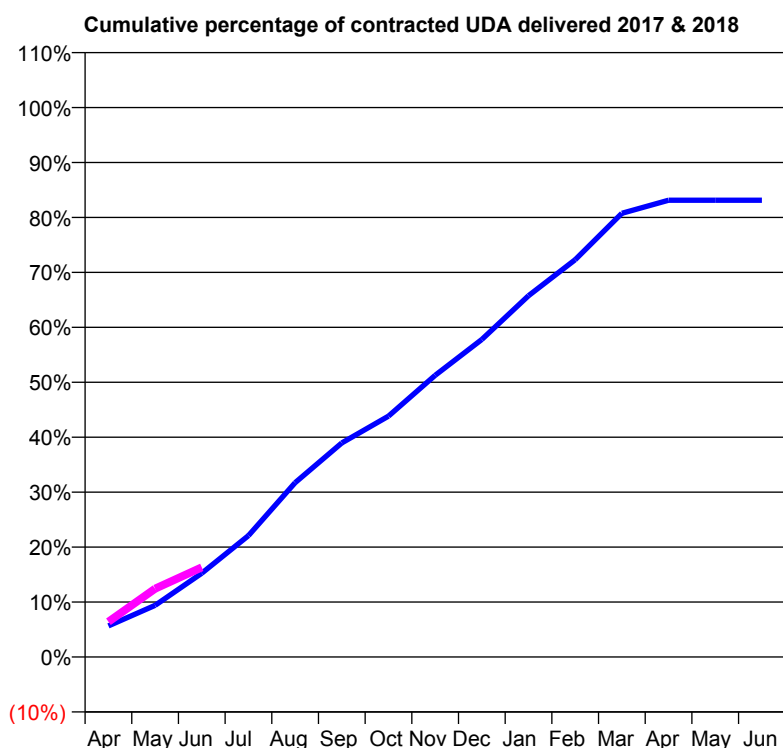
17/18 Contracted general activity (UDA)	1,520
Carry forward general activity (UDA)	0
17/18 Contracted orthodontic activity (UOA)	0
Carry forward orthodontic activity (UOA)	0
Baseline contract value	£35,016.37

ACCESS*

Patients seen in 24 months	Total	Change since previous quarter
Quarter ending June 2016	756	
Quarter ending September 2016	748	↓
Quarter ending December 2016	736	↓
Quarter ending March 2017	728	↓
Quarter ending June 2017	730	→
Variance since June 2016	(3.4%)	↓



ACTIVITY



Adjusted Scheduled Activity (UDA)		
Month	2017	2018
April	86	98
May	143	189
June	232	248
July	336	
August	482	
September	592	
October	666	
November	779	
December	879	
January	1,000	
February	1,099	
March	1,227	
April	1,264	
May	1,264	
June	1,264	

QUALITY

	Quantity	Base Number	Contract	AT	Region	England
% of FP17s for the same patient ID Re-attending within 3 months - Children	18	211	8.5%	9.4%	11.6%	12.0%
% of FP17s for the same patient ID Re-attending within 3 months - Adults	1	30	3.3%	15.1%	15.9%	16.0%
% of FP17s for the same patient ID Re-attending between 3 & 9 months - Children	122	211	57.8%	59.5%	60.4%	58.0%
% of FP17s for the same patient ID Re-attending between 3 & 9 months - Adults	22	30	73.3%	51.8%	52.3%	50.9%
% of FP17s for Band 1 Urgent Courses	5	207	2.4%	9.5%	9.5%	9.1%
% of FP17s Relating to Free Repair or Replacements	0	207	0.0%	0.6%	0.7%	0.8%
% of FP17s Relating to Continuations	2	207	1.0%	1.0%	1.0%	1.1%
% of Patients satisfied with the dentistry they have received	0	0	N/A	90.8%	91.9%	91.7%
% of Patients satisfied with the time they had to wait for an appointment	0	0	N/A	87.8%	88.0%	88.0%

* This is based on patients treated on this contract for their most recent course of treatment. Figures in italics indicate the base number of FP17s or Patient Questionnaire responses are less than 100. N/A is shown where the base number of responses is less than 10 during the period. % is calculated as Quantity/Base number*100

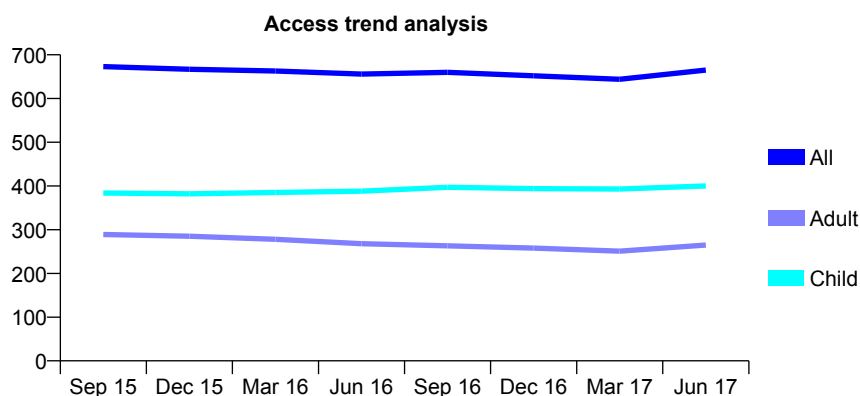
Q68 - Vital Signs At a Glance Contract Report for 819158/0001 - June 2017

Name or company name	MRS NJ GRAINGE
Contract type name	GDS Contract
Purpose of contract	General
Contract start date	01/04/2006
Contract end date	

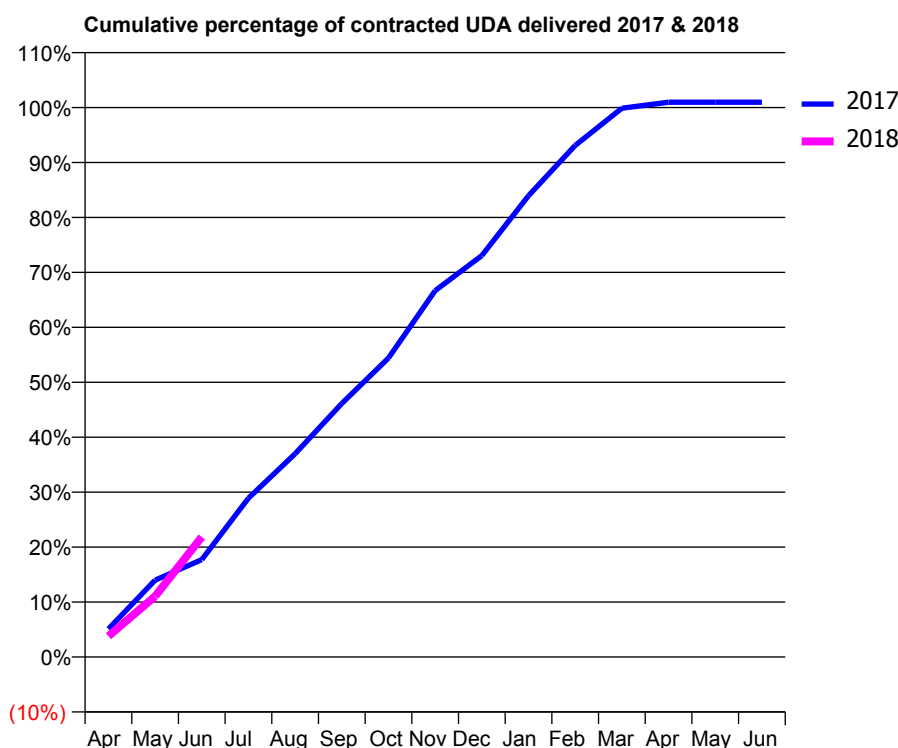
17/18 Contracted general activity (UDA)	1,450
Carry forward general activity (UDA)	0
17/18 Contracted orthodontic activity (UOA)	0
Carry forward orthodontic activity (UOA)	0
Baseline contract value	£29,949.31

ACCESS*

Patients seen in 24 months	Total	Change since previous quarter
Quarter ending June 2016	656	
Quarter ending September 2016	660	→
Quarter ending December 2016	652	↓
Quarter ending March 2017	644	↓
Quarter ending June 2017	665	↑
Variance since June 2016	1.4%	→



ACTIVITY



Adjusted Scheduled Activity (UDA)		
Month	2017	2018
April	74	55
May	203	160
June	257	317
July	419	
August	537	
September	669	
October	789	
November	967	
December	1,059	
January	1,217	
February	1,350	
March	1,448	
April	1,464	
May	1,464	
June	1,464	

QUALITY

	Quantity	Base Number	Contract	AT	Region	England
% of FP17s for the same patient ID Re-attending within 3 months - Children	2	159	1.3%	9.4%	11.6%	12.0%
% of FP17s for the same patient ID Re-attending within 3 months - Adults	8	77	10.4%	15.1%	15.9%	16.0%
% of FP17s for the same patient ID Re-attending between 3 & 9 months - Children	119	159	74.8%	59.5%	60.4%	58.0%
% of FP17s for the same patient ID Re-attending between 3 & 9 months - Adults	51	77	66.2%	51.8%	52.3%	50.9%
% of FP17s for Band 1 Urgent Courses	4	226	1.8%	9.5%	9.5%	9.1%
% of FP17s Relating to Free Repair or Replacements	0	226	0.0%	0.6%	0.7%	0.8%
% of FP17s Relating to Continuations	0	226	0.0%	1.0%	1.0%	1.1%
% of Patients satisfied with the dentistry they have received	1	1	N/A	90.8%	91.9%	91.7%
% of Patients satisfied with the time they had to wait for an appointment	1	1	N/A	87.8%	88.0%	88.0%

* This is based on patients treated on this contract for their most recent course of treatment. Figures in italics indicate the base number of FP17s or Patient Questionnaire responses are less than 100. N/A is shown where the base number of responses is less than 10 during the period. % is calculated as Quantity/Base number*100

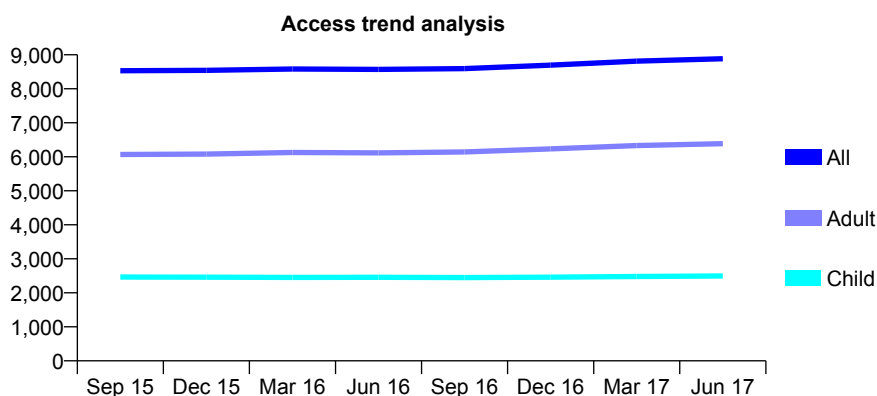
Q68 - Vital Signs At a Glance Contract Report for 819492/0001 - June 2017

Name or company name	MISS KT TANNA
Contract type name	GDS Contract
Purpose of contract	General
Contract start date	01/04/2006
Contract end date	

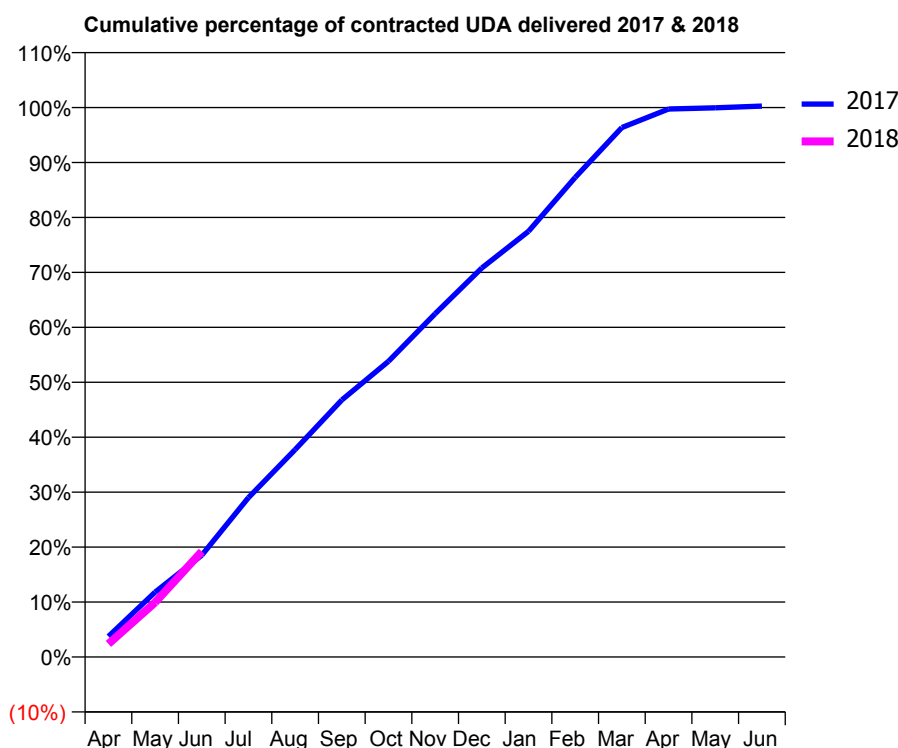
17/18 Contracted general activity (UDA)	20,150
Carry forward general activity (UDA)	0
17/18 Contracted orthodontic activity (UOA)	0
Carry forward orthodontic activity (UOA)	0
Baseline contract value	£580,318.14

ACCESS*

Patients seen in 24 months	Total	Change since previous quarter
Quarter ending June 2016	8,572	
Quarter ending September 2016	8,593	→
Quarter ending December 2016	8,695	→
Quarter ending March 2017	8,815	→
Quarter ending June 2017	8,883	→
Variance since June 2016	3.6%	↑



ACTIVITY



Adjusted Scheduled Activity (UDA)		
Month	2017	2018
April	754	484
May	2,379	2,001
June	3,734	3,870
July	5,847	
August	7,606	
September	9,425	
October	10,843	
November	12,588	
December	14,265	
January	15,610	
February	17,586	
March	19,414	
April	20,095	
May	20,138	
June	20,202	

QUALITY

	Quantity	Base Number	Contract	AT	Region	England
% of FP17s for the same patient ID Re-attending within 3 months - Children	43	889	4.8%	9.4%	11.6%	12.0%
% of FP17s for the same patient ID Re-attending within 3 months - Adults	220	1,960	11.2%	15.1%	15.9%	16.0%
% of FP17s for the same patient ID Re-attending between 3 & 9 months - Children	590	889	66.4%	59.5%	60.4%	58.0%
% of FP17s for the same patient ID Re-attending between 3 & 9 months - Adults	1,068	1,960	54.5%	51.8%	52.3%	50.9%
% of FP17s for Band 1 Urgent Courses	237	2,348	10.1%	9.5%	9.5%	9.1%
% of FP17s Relating to Free Repair or Replacements	14	2,348	0.6%	0.6%	0.7%	0.8%
% of FP17s Relating to Continuations	0	2,348	0.0%	1.0%	1.0%	1.1%
% of Patients satisfied with the dentistry they have received	8	8	N/A	90.8%	91.9%	91.7%
% of Patients satisfied with the time they had to wait for an appointment	8	8	N/A	87.8%	88.0%	88.0%

* This is based on patients treated on this contract for their most recent course of treatment. Figures in italics indicate the base number of FP17s or Patient Questionnaire responses are less than 100. N/A is shown where the base number of responses is less than 10 during the period. % is calculated as Quantity/Base number*100

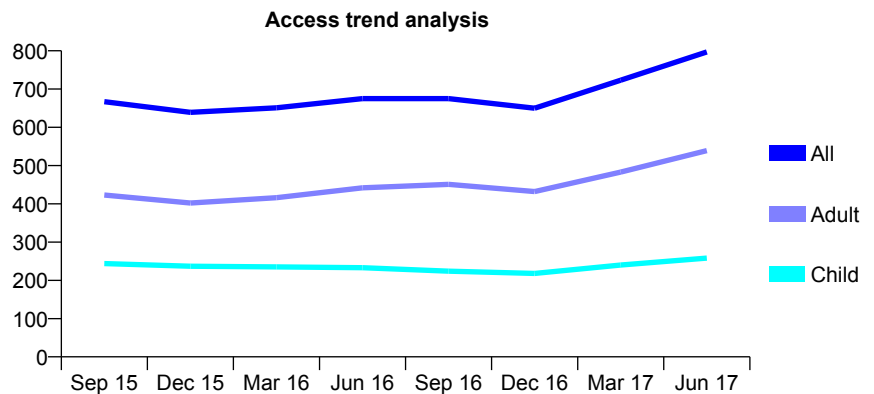
Q68 - Vital Signs At a Glance Contract Report for 819921/0001 - June 2017

Name or company name	Priors Croft Partnership
Contract type name	GDS Contract
Purpose of contract	General
Contract start date	01/04/2006
Contract end date	

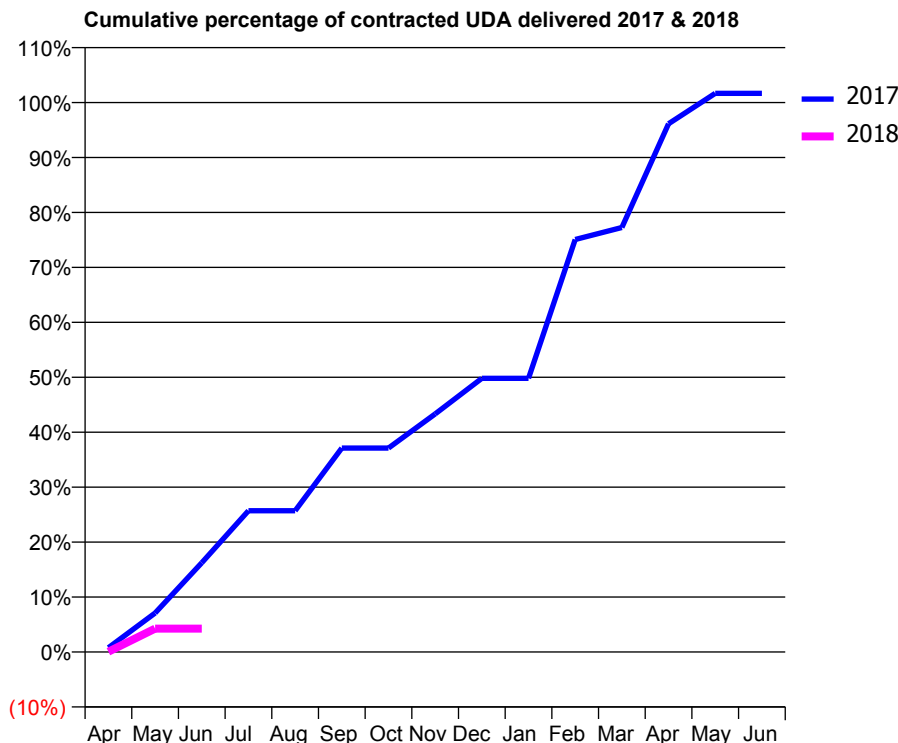
17/18 Contracted general activity (UDA)	1,800
Carry forward general activity (UDA)	0
17/18 Contracted orthodontic activity (UOA)	0
Carry forward orthodontic activity (UOA)	0
Baseline contract value	£40,352.36

ACCESS*

Patients seen in 24 months	Total	Change since previous quarter
Quarter ending June 2016	675	
Quarter ending September 2016	675	→
Quarter ending December 2016	650	↓
Quarter ending March 2017	723	↑
Quarter ending June 2017	797	↑
Variance since June 2016	18.1%	↑



ACTIVITY



Month	Adjusted Scheduled Activity (UDA)	
	2017	2018
April	8	1
May	71	77
June	162	77
July	257	
August	257	
September	371	
October	371	
November	433	
December	498	
January	498	
February	751	
March	773	
April	961	
May	1,017	
June	1,017	

QUALITY

	Quantity	Base Number	Contract	AT	Region	England
% of FP17s for the same patient ID Re-attending within 3 months - Children	2	102	2.0%	9.4%	11.6%	12.0%
% of FP17s for the same patient ID Re-attending within 3 months - Adults	20	241	8.3%	15.1%	15.9%	16.0%
% of FP17s for the same patient ID Re-attending between 3 & 9 months - Children	34	102	33.3%	59.5%	60.4%	58.0%
% of FP17s for the same patient ID Re-attending between 3 & 9 months - Adults	77	241	32.0%	51.8%	52.3%	50.9%
% of FP17s for Band 1 Urgent Courses	3	49	6.1%	9.5%	9.5%	9.1%
% of FP17s Relating to Free Repair or Replacements	0	49	0.0%	0.6%	0.7%	0.8%
% of FP17s Relating to Continuations	0	49	0.0%	1.0%	1.0%	1.1%
% of Patients satisfied with the dentistry they have received	0	0	N/A	90.8%	91.9%	91.7%
% of Patients satisfied with the time they had to wait for an appointment	0	0	N/A	87.8%	88.0%	88.0%

* This is based on patients treated on this contract for their most recent course of treatment. Figures in italics indicate the base number of FP17s or Patient Questionnaire responses are less than 100. N/A is shown where the base number of responses is less than 10 during the period. % is calculated as Quantity/Base number*100

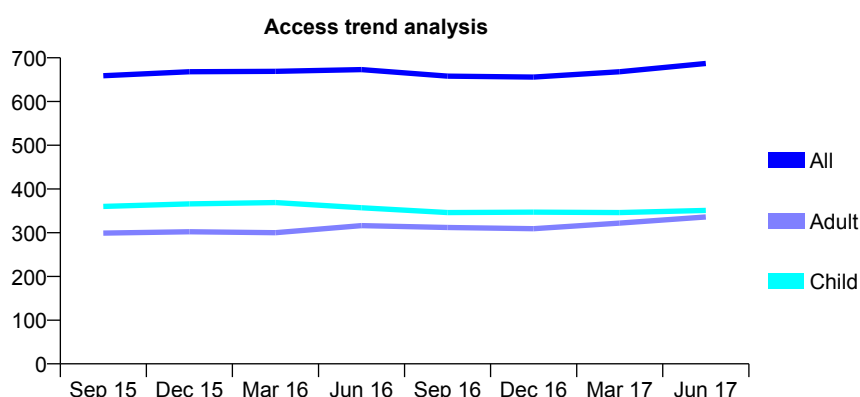
Q68 - Vital Signs At a Glance Contract Report for 820938/0001 - June 2017

Name or company name	MISS VJ MOON
Contract type name	GDS Contract
Purpose of contract	General
Contract start date	01/04/2006
Contract end date	

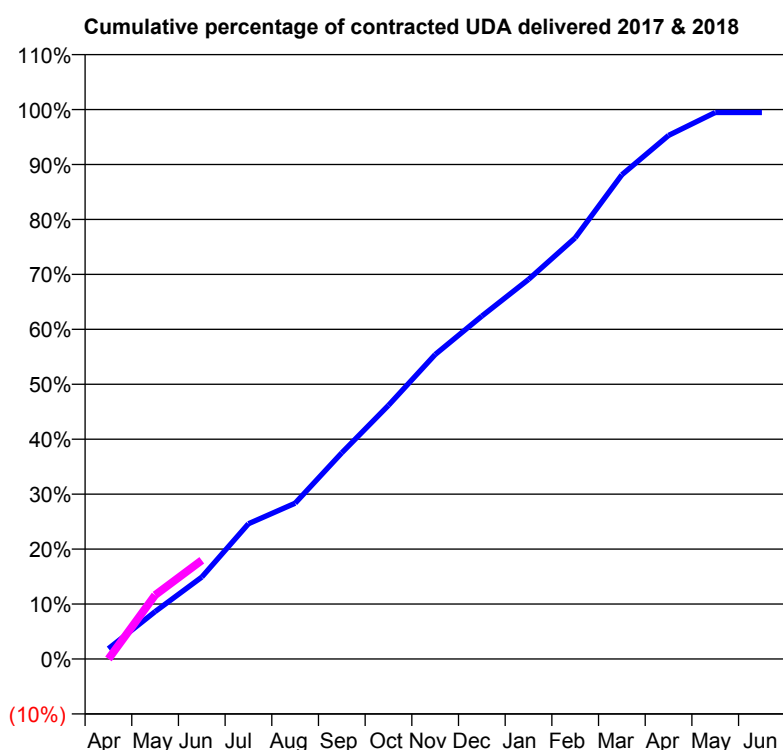
17/18 Contracted general activity (UDA)	2,040
Carry forward general activity (UDA)	0
17/18 Contracted orthodontic activity (UOA)	0
Carry forward orthodontic activity (UOA)	0
Baseline contract value	£50,273.45

ACCESS*

Patients seen in 24 months	Total	Change since previous quarter
Quarter ending June 2016	673	
Quarter ending September 2016	658	↓
Quarter ending December 2016	656	→
Quarter ending March 2017	668	→
Quarter ending June 2017	687	↑
Variance since June 2016	2.1%	↑



ACTIVITY



Month	Adjusted Scheduled Activity (UDA)	
	2017	2018
April	38	0
May	176	238
June	304	367
July	502	
August	578	
September	766	
October	942	
November	1,131	
December	1,273	
January	1,409	
February	1,563	
March	1,798	
April	1,944	
May	2,029	
June	2,029	

QUALITY

	Quantity	Base Number	Contract	AT	Region	England
% of FP17s for the same patient ID Re-attending within 3 months - Children	6	166	3.6%	9.4%	11.6%	12.0%
% of FP17s for the same patient ID Re-attending within 3 months - Adults	27	130	20.8%	15.1%	15.9%	16.0%
% of FP17s for the same patient ID Re-attending between 3 & 9 months - Children	120	166	72.3%	59.5%	60.4%	58.0%
% of FP17s for the same patient ID Re-attending between 3 & 9 months - Adults	72	130	55.4%	51.8%	52.3%	50.9%
% of FP17s for Band 1 Urgent Courses	18	203	8.9%	9.5%	9.5%	9.1%
% of FP17s Relating to Free Repair or Replacements	0	203	0.0%	0.6%	0.7%	0.8%
% of FP17s Relating to Continuations	0	203	0.0%	1.0%	1.0%	1.1%
% of Patients satisfied with the dentistry they have received	0	0	N/A	90.8%	91.9%	91.7%
% of Patients satisfied with the time they had to wait for an appointment	0	0	N/A	87.8%	88.0%	88.0%

* This is based on patients treated on this contract for their most recent course of treatment. Figures in italics indicate the base number of FP17s or Patient Questionnaire responses are less than 100. N/A is shown where the base number of responses is less than 10 during the period. % is calculated as Quantity/Base number*100

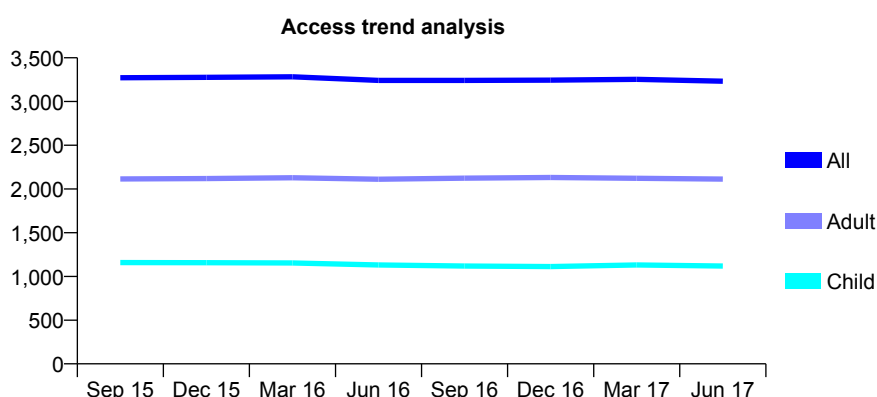
Q68 - Vital Signs At a Glance Contract Report for 822221/0001 - June 2017

Name or company name	MRS NE VADASZ
Contract type name	GDS Contract
Purpose of contract	General
Contract start date	01/04/2006
Contract end date	

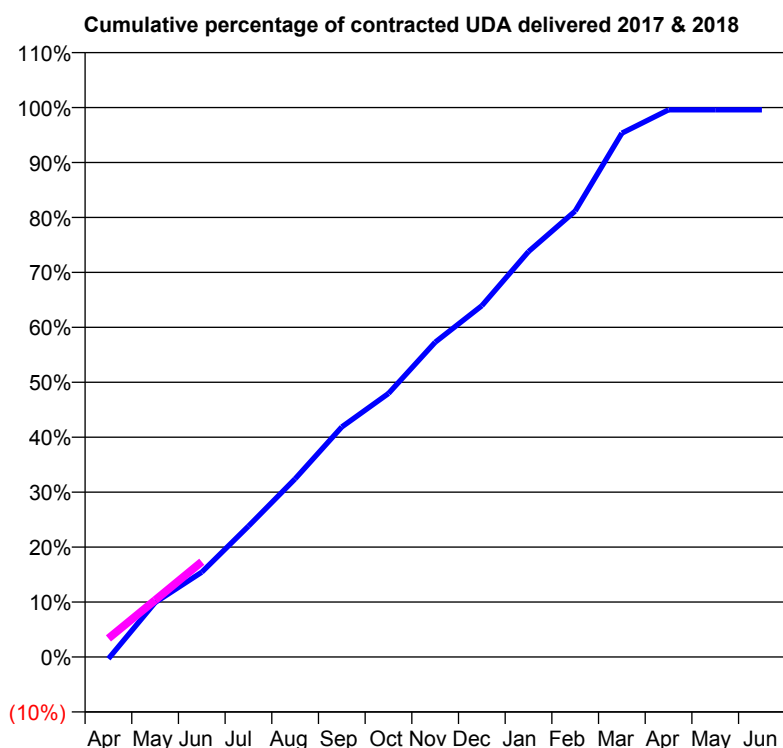
17/18 Contracted general activity (UDA)	9,130
Carry forward general activity (UDA)	0
17/18 Contracted orthodontic activity (UOA)	0
Carry forward orthodontic activity (UOA)	0
Baseline contract value	£237,656.92

ACCESS*

Patients seen in 24 months	Total	Change since previous quarter
Quarter ending June 2016	3,242	
Quarter ending September 2016	3,241	→
Quarter ending December 2016	3,245	→
Quarter ending March 2017	3,253	→
Quarter ending June 2017	3,232	→
Variance since June 2016	(0.3%)	→



ACTIVITY



Adjusted Scheduled Activity (UDA)		
Month	2017	2018
April	-31	310
May	905	944
June	1,411	1,583
July	2,175	
August	2,961	
September	3,824	
October	4,380	
November	5,229	
December	5,836	
January	6,736	
February	7,411	
March	8,705	
April	9,091	
May	9,093	
June	9,093	

QUALITY

	Quantity	Base Number	Contract	AT	Region	England
% of FP17s for the same patient ID Re-attending within 3 months - Children	39	421	9.3%	9.4%	11.6%	12.0%
% of FP17s for the same patient ID Re-attending within 3 months - Adults	86	584	14.7%	15.1%	15.9%	16.0%
% of FP17s for the same patient ID Re-attending between 3 & 9 months - Children	286	421	67.9%	59.5%	60.4%	58.0%
% of FP17s for the same patient ID Re-attending between 3 & 9 months - Adults	275	584	47.1%	51.8%	52.3%	50.9%
% of FP17s for Band 1 Urgent Courses	83	813	10.2%	9.5%	9.5%	9.1%
% of FP17s Relating to Free Repair or Replacements	1	813	0.1%	0.6%	0.7%	0.8%
% of FP17s Relating to Continuations	3	813	0.4%	1.0%	1.0%	1.1%
% of Patients satisfied with the dentistry they have received	5	6	N/A	90.8%	91.9%	91.7%
% of Patients satisfied with the time they had to wait for an appointment	6	6	N/A	87.8%	88.0%	88.0%

* This is based on patients treated on this contract for their most recent course of treatment. Figures in italics indicate the base number of FP17s or Patient Questionnaire responses are less than 100. N/A is shown where the base number of responses is less than 10 during the period. % is calculated as Quantity/Base number*100

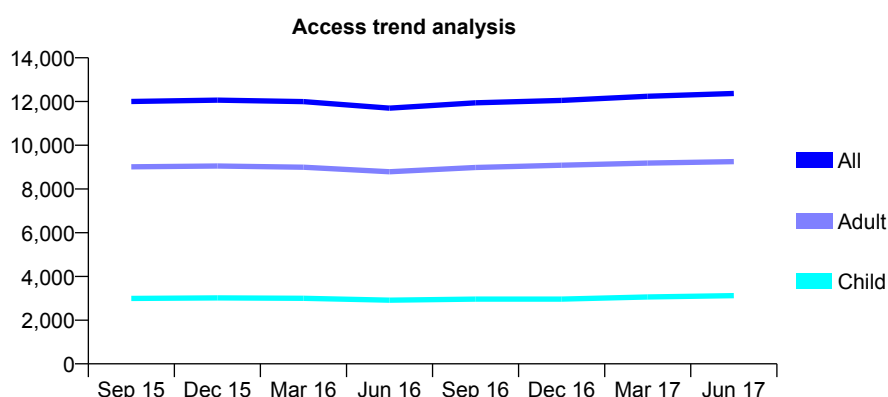
Q68 - Vital Signs At a Glance Contract Report for 825107/0003 - June 2017

Name or company name	MR S OBERAI
Contract type name	GDS Contract
Purpose of contract	General
Contract start date	01/04/2006
Contract end date	

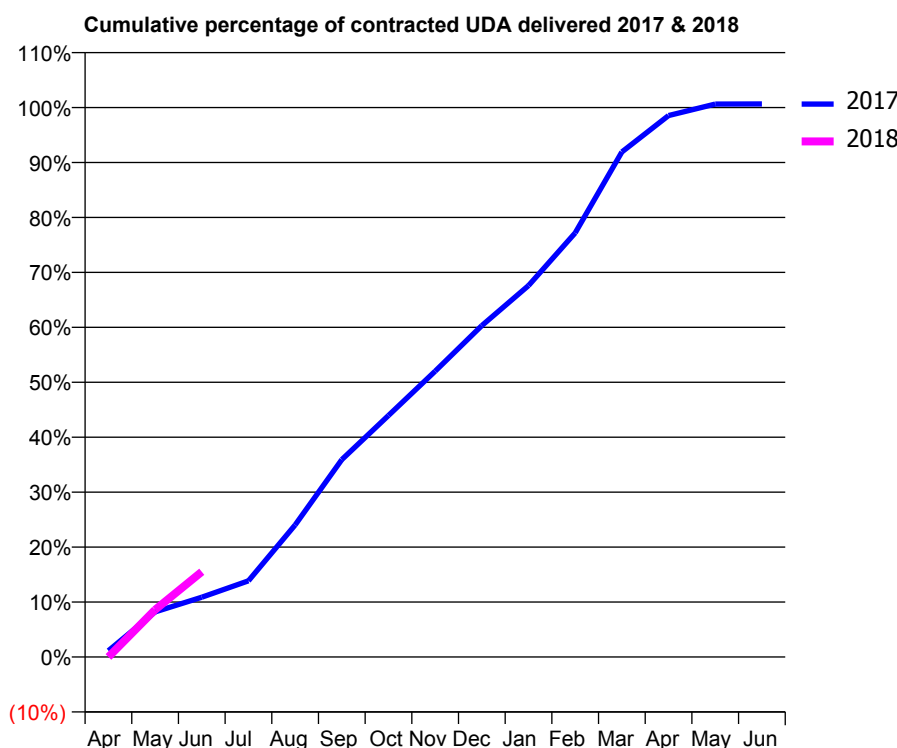
17/18 Contracted general activity (UDA)	33,874
Carry forward general activity (UDA)	0
17/18 Contracted orthodontic activity (UOA)	0
Carry forward orthodontic activity (UOA)	0
Baseline contract value	£878,641.65

ACCESS*

Patients seen in 24 months	Total	Change since previous quarter
Quarter ending June 2016	11,699	
Quarter ending September 2016	11,944	↑
Quarter ending December 2016	12,050	→
Quarter ending March 2017	12,243	→
Quarter ending June 2017	12,369	→
Variance since June 2016	5.7%	↑



ACTIVITY



Adjusted Scheduled Activity (UDA)		
Month	2017	2018
April	387	0
May	2,784	2,914
June	3,688	5,254
July	4,699	
August	8,144	
September	12,170	
October	14,893	
November	17,619	
December	20,429	
January	22,897	
February	26,146	
March	31,132	
April	33,382	
May	34,088	
June	34,093	

QUALITY

	Quantity	Base Number	Contract	AT	Region	England
% of FP17s for the same patient ID Re-attending within 3 months - Children	52	753	6.9%	9.4%	11.6%	12.0%
% of FP17s for the same patient ID Re-attending within 3 months - Adults	183	2,039	9.0%	15.1%	15.9%	16.0%
% of FP17s for the same patient ID Re-attending between 3 & 9 months - Children	275	753	36.5%	59.5%	60.4%	58.0%
% of FP17s for the same patient ID Re-attending between 3 & 9 months - Adults	675	2,039	33.1%	51.8%	52.3%	50.9%
% of FP17s for Band 1 Urgent Courses	220	1,929	11.4%	9.5%	9.5%	9.1%
% of FP17s Relating to Free Repair or Replacements	2	1,929	0.1%	0.6%	0.7%	0.8%
% of FP17s Relating to Continuations	1	1,929	0.1%	1.0%	1.0%	1.1%
% of Patients satisfied with the dentistry they have received	13	14	92.9%	90.8%	91.9%	91.7%
% of Patients satisfied with the time they had to wait for an appointment	13	14	92.9%	87.8%	88.0%	88.0%

* This is based on patients treated on this contract for their most recent course of treatment. Figures in italics indicate the base number of FP17s or Patient Questionnaire responses are less than 100. N/A is shown where the base number of responses is less than 10 during the period. % is calculated as Quantity/Base number*100

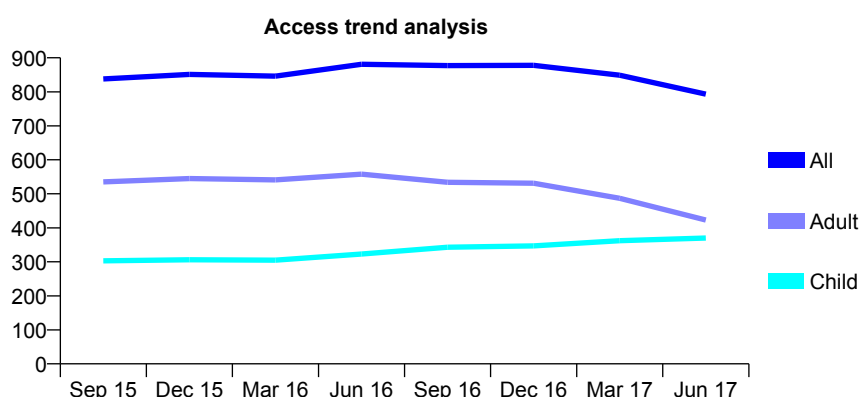
Q68 - Vital Signs At a Glance Contract Report for 825107/0011 - June 2017

Name or company name	Dr M Al-Zibari trading as West Horsley Den
Contract type name	GDS Contract
Purpose of contract	General
Contract start date	01/05/2012
Contract end date	

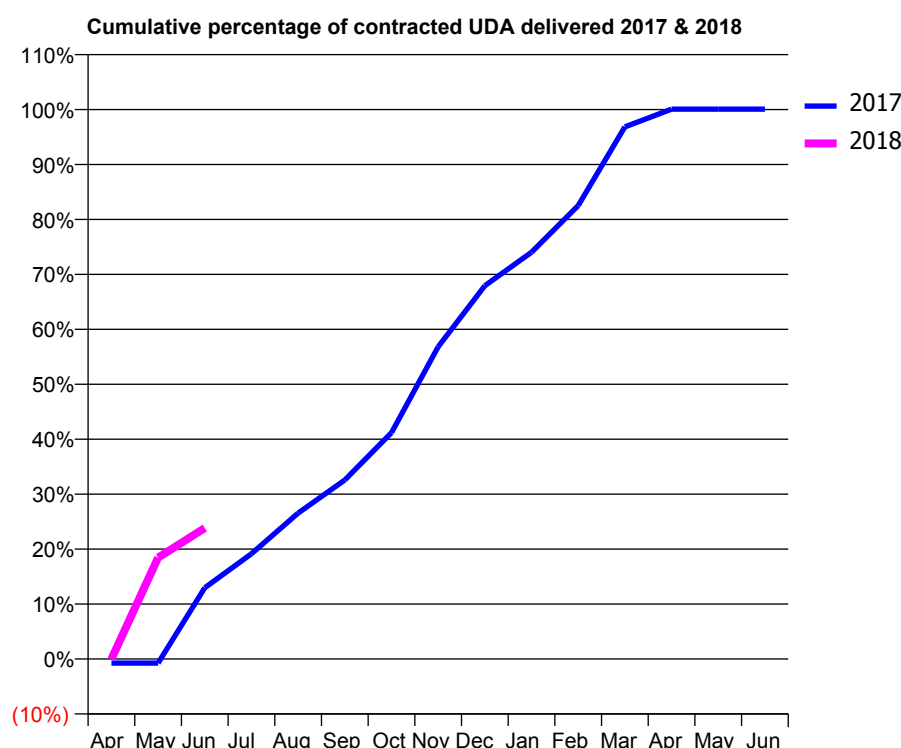
17/18 Contracted general activity (UDA)	1,676
Carry forward general activity (UDA)	0
17/18 Contracted orthodontic activity (UOA)	0
Carry forward orthodontic activity (UOA)	0
Baseline contract value	£39,470.55

ACCESS*

Patients seen in 24 months	Total	Change since previous quarter
Quarter ending June 2016	881	
Quarter ending September 2016	877	→
Quarter ending December 2016	878	→
Quarter ending March 2017	849	↓
Quarter ending June 2017	793	↓
Variance since June 2016	(10.0%)	↓



ACTIVITY



Adjusted Scheduled Activity (UDA)		
Month	2017	2018
April	-13	0
May	-13	309
June	217	399
July	321	
August	445	
September	546	
October	690	
November	952	
December	1,139	
January	1,241	
February	1,383	
March	1,623	
April	1,677	
May	1,677	
June	1,677	

QUALITY

	Quantity	Base Number	Contract	AT	Region	England
% of FP17s for the same patient ID Re-attending within 3 months - Children	8	116	6.9%	9.4%	11.6%	12.0%
% of FP17s for the same patient ID Re-attending within 3 months - Adults	10	54	18.5%	15.1%	15.9%	16.0%
% of FP17s for the same patient ID Re-attending between 3 & 9 months - Children	63	116	54.3%	59.5%	60.4%	58.0%
% of FP17s for the same patient ID Re-attending between 3 & 9 months - Adults	20	54	37.0%	51.8%	52.3%	50.9%
% of FP17s for Band 1 Urgent Courses	2	162	1.2%	9.5%	9.5%	9.1%
% of FP17s Relating to Free Repair or Replacements	1	162	0.6%	0.6%	0.7%	0.8%
% of FP17s Relating to Continuations	0	162	0.0%	1.0%	1.0%	1.1%
% of Patients satisfied with the dentistry they have received	0	0	N/A	90.8%	91.9%	91.7%
% of Patients satisfied with the time they had to wait for an appointment	0	0	N/A	87.8%	88.0%	88.0%

* This is based on patients treated on this contract for their most recent course of treatment. Figures in italics indicate the base number of FP17s or Patient Questionnaire responses are less than 100. N/A is shown where the base number of responses is less than 10 during the period. % is calculated as Quantity/Base number*100

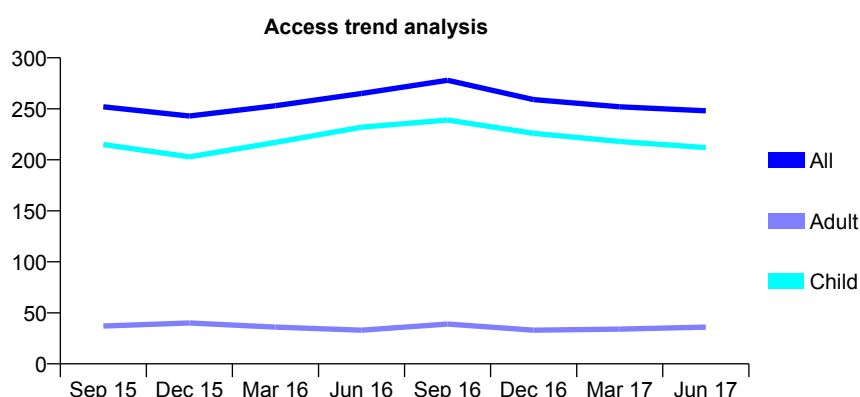
Q68 - Vital Signs At a Glance Contract Report for 829196/0001 - June 2017

Name or company name	DR JA JULLIEN
Contract type name	GDS Contract
Purpose of contract	General
Contract start date	01/04/2006
Contract end date	

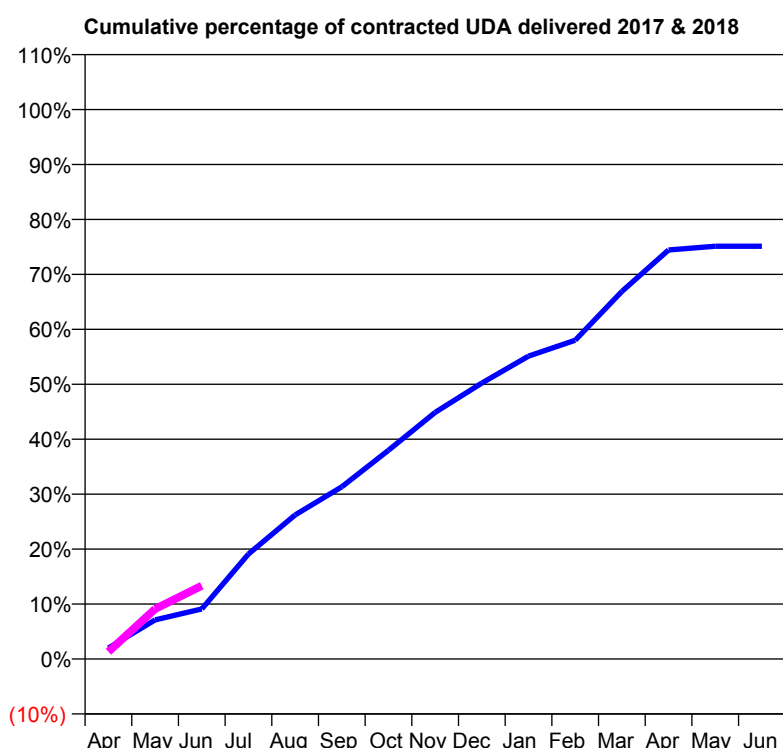
17/18 Contracted general activity (UDA)	450
Carry forward general activity (UDA)	0
17/18 Contracted orthodontic activity (UOA)	0
Carry forward orthodontic activity (UOA)	0
Baseline contract value	£10,001.55

ACCESS*

Patients seen in 24 months	Total	Change since previous quarter
Quarter ending June 2016	265	
Quarter ending September 2016	278	↑
Quarter ending December 2016	259	↓
Quarter ending March 2017	252	↓
Quarter ending June 2017	248	↓
Variance since June 2016	(6.4%)	↓



ACTIVITY



Adjusted Scheduled Activity (UDA)		
Month	2017	2018
April	9	6
May	32	41
June	41	60
July	86	
August	118	
September	141	
October	171	
November	202	
December	226	
January	248	
February	261	
March	301	
April	335	
May	338	
June	338	

QUALITY

	Quantity	Base Number	Contract	AT	Region	England
% of FP17s for the same patient ID Re-attending within 3 months - Children	3	70	4.3%	9.4%	11.6%	12.0%
% of FP17s for the same patient ID Re-attending within 3 months - Adults	0	3	0.0%	15.1%	15.9%	16.0%
% of FP17s for the same patient ID Re-attending between 3 & 9 months - Children	29	70	41.4%	59.5%	60.4%	58.0%
% of FP17s for the same patient ID Re-attending between 3 & 9 months - Adults	2	3	66.7%	51.8%	52.3%	50.9%
% of FP17s for Band 1 Urgent Courses	0	46	0.0%	9.5%	9.5%	9.1%
% of FP17s Relating to Free Repair or Replacements	0	46	0.0%	0.6%	0.7%	0.8%
% of FP17s Relating to Continuations	0	46	0.0%	1.0%	1.0%	1.1%
% of Patients satisfied with the dentistry they have received	0	0	N/A	90.8%	91.9%	91.7%
% of Patients satisfied with the time they had to wait for an appointment	0	0	N/A	87.8%	88.0%	88.0%

* This is based on patients treated on this contract for their most recent course of treatment. Figures in italics indicate the base number of FP17s or Patient Questionnaire responses are less than 100. N/A is shown where the base number of responses is less than 10 during the period. % is calculated as Quantity/Base number*100

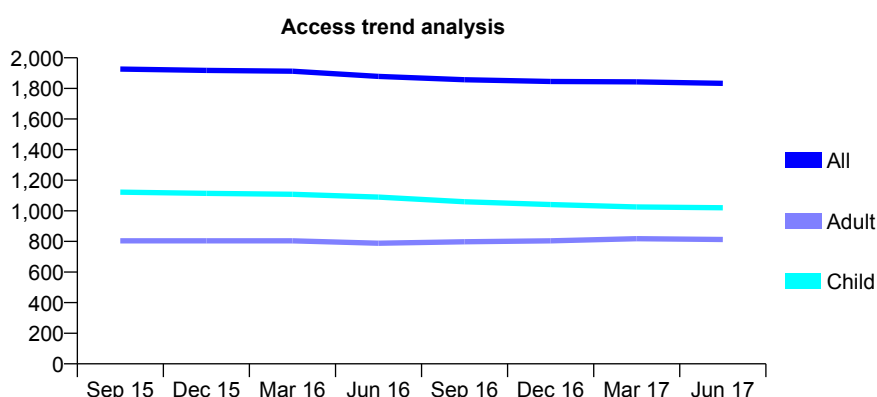
Q68 - Vital Signs At a Glance Contract Report for 831514/0002 - June 2017

Name or company name	MR NC GREEN
Contract type name	GDS Contract
Purpose of contract	General
Contract start date	01/04/2006
Contract end date	

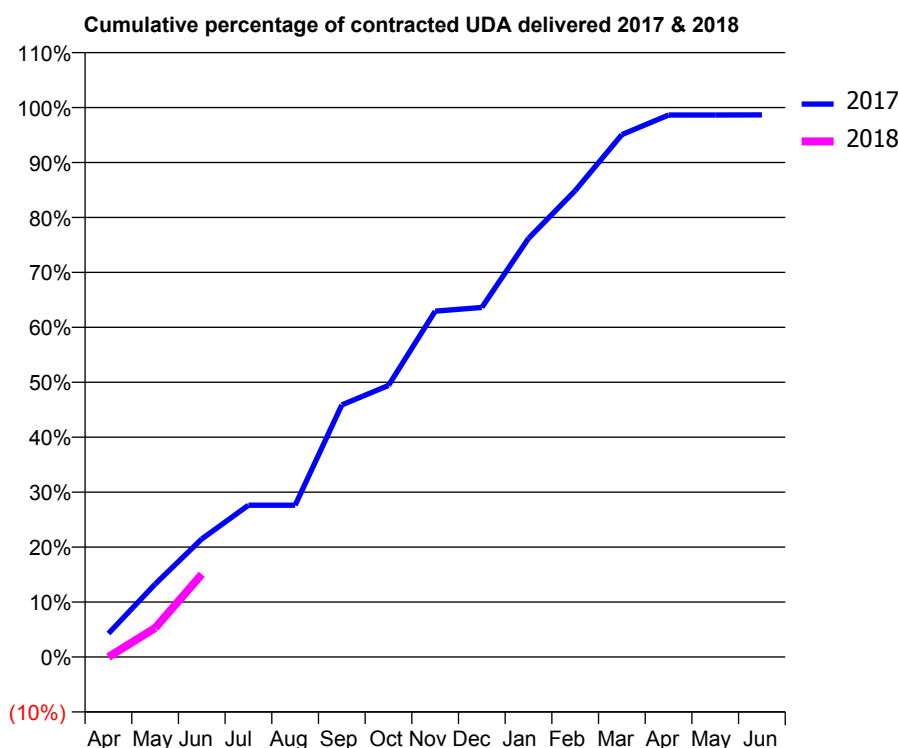
17/18 Contracted general activity (UDA)	4,500
Carry forward general activity (UDA)	0
17/18 Contracted orthodontic activity (UOA)	0
Carry forward orthodontic activity (UOA)	0
Baseline contract value	£106,173.44

ACCESS*

Patients seen in 24 months	Total	Change since previous quarter
Quarter ending June 2016	1,878	
Quarter ending September 2016	1,857	↓
Quarter ending December 2016	1,845	→
Quarter ending March 2017	1,843	→
Quarter ending June 2017	1,833	→
Variance since June 2016	(2.4%)	↓



ACTIVITY



Adjusted Scheduled Activity (UDA)		
Month	2017	2018
April	192	0
May	597	238
June	967	677
July	1,243	
August	1,243	
September	2,064	
October	2,224	
November	2,832	
December	2,862	
January	3,429	
February	3,820	
March	4,278	
April	4,439	
May	4,439	
June	4,440	

QUALITY

	Quantity	Base Number	Contract	AT	Region	England
% of FP17s for the same patient ID Re-attending within 3 months - Children	14	332	4.2%	9.4%	11.6%	12.0%
% of FP17s for the same patient ID Re-attending within 3 months - Adults	14	232	6.0%	15.1%	15.9%	16.0%
% of FP17s for the same patient ID Re-attending between 3 & 9 months - Children	218	332	65.7%	59.5%	60.4%	58.0%
% of FP17s for the same patient ID Re-attending between 3 & 9 months - Adults	172	232	74.1%	51.8%	52.3%	50.9%
% of FP17s for Band 1 Urgent Courses	6	464	1.3%	9.5%	9.5%	9.1%
% of FP17s Relating to Free Repair or Replacements	0	464	0.0%	0.6%	0.7%	0.8%
% of FP17s Relating to Continuations	0	464	0.0%	1.0%	1.0%	1.1%
% of Patients satisfied with the dentistry they have received	3	3	N/A	90.8%	91.9%	91.7%
% of Patients satisfied with the time they had to wait for an appointment	3	3	N/A	87.8%	88.0%	88.0%

* This is based on patients treated on this contract for their most recent course of treatment. Figures in italics indicate the base number of FP17s or Patient Questionnaire responses are less than 100. N/A is shown where the base number of responses is less than 10 during the period. % is calculated as Quantity/Base number*100

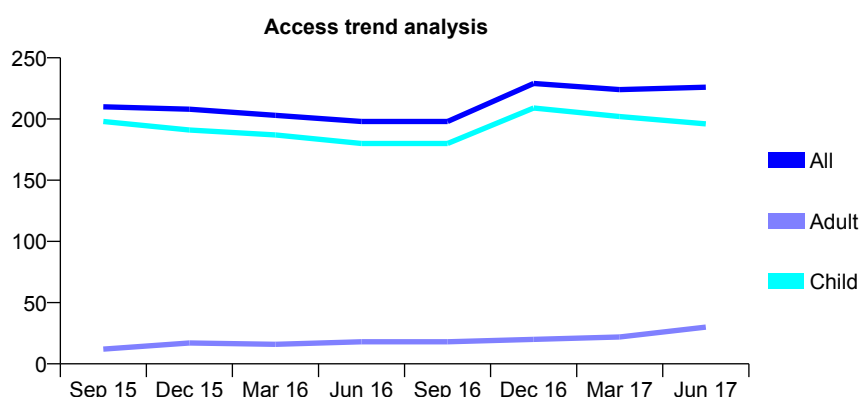
Q68 - Vital Signs At a Glance Contract Report for 833215/0001 - June 2017

Name or company name	MRS A SIMPKINS
Contract type name	GDS Contract
Purpose of contract	General
Contract start date	01/04/2006
Contract end date	

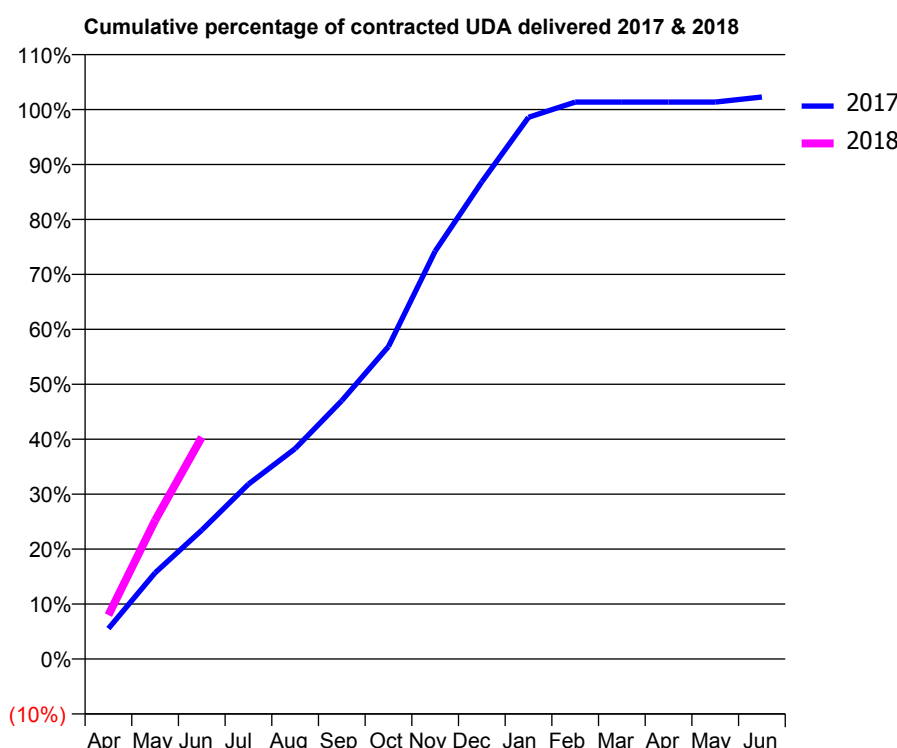
17/18 Contracted general activity (UDA)	325
Carry forward general activity (UDA)	0
17/18 Contracted orthodontic activity (UOA)	0
Carry forward orthodontic activity (UOA)	0
Baseline contract value	£9,251.34

ACCESS*

Patients seen in 24 months	Total	Change since previous quarter
Quarter ending June 2016	198	
Quarter ending September 2016	198	→
Quarter ending December 2016	229	↑
Quarter ending March 2017	224	↓
Quarter ending June 2017	226	→
Variance since June 2016	14.1%	↑



ACTIVITY



Month	Adjusted Scheduled Activity (UDA)	
	2017	2018
April	18	26
May	51	82
June	76	131
July	103	
August	124	
September	153	
October	185	
November	241	
December	282	
January	320	
February	329	
March	329	
April	329	
May	329	
June	332	

QUALITY

	Quantity	Base Number	Contract	AT	Region	England
% of FP17s for the same patient ID Re-attending within 3 months - Children	1	101	1.0%	9.4%	11.6%	12.0%
% of FP17s for the same patient ID Re-attending within 3 months - Adults	0	4	0.0%	15.1%	15.9%	16.0%
% of FP17s for the same patient ID Re-attending between 3 & 9 months - Children	57	101	56.4%	59.5%	60.4%	58.0%
% of FP17s for the same patient ID Re-attending between 3 & 9 months - Adults	2	4	50.0%	51.8%	52.3%	50.9%
% of FP17s for Band 1 Urgent Courses	1	104	1.0%	9.5%	9.5%	9.1%
% of FP17s Relating to Free Repair or Replacements	0	104	0.0%	0.6%	0.7%	0.8%
% of FP17s Relating to Continuations	0	104	0.0%	1.0%	1.0%	1.1%
% of Patients satisfied with the dentistry they have received	4	4	N/A	90.8%	91.9%	91.7%
% of Patients satisfied with the time they had to wait for an appointment	3	4	N/A	87.8%	88.0%	88.0%

* This is based on patients treated on this contract for their most recent course of treatment. Figures in italics indicate the base number of FP17s or Patient Questionnaire responses are less than 100. N/A is shown where the base number of responses is less than 10 during the period. % is calculated as Quantity/Base number*100

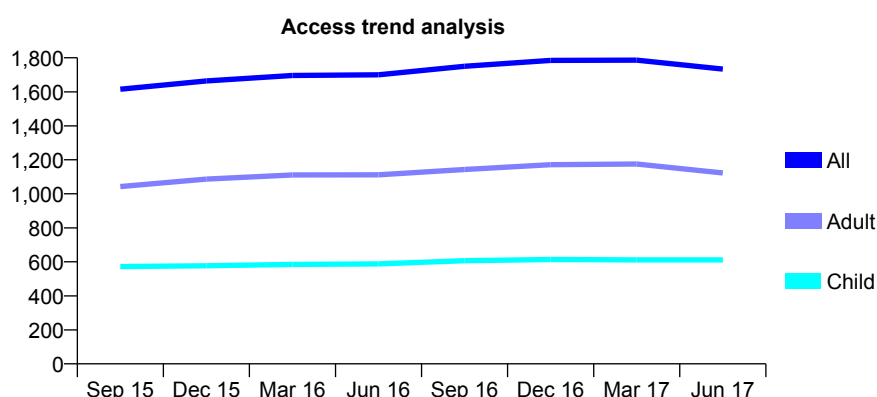
Q68 - Vital Signs At a Glance Contract Report for 833576/0001 - June 2017

Name or company name	MR CS HOUSTON
Contract type name	GDS Contract
Purpose of contract	General
Contract start date	01/04/2006
Contract end date	

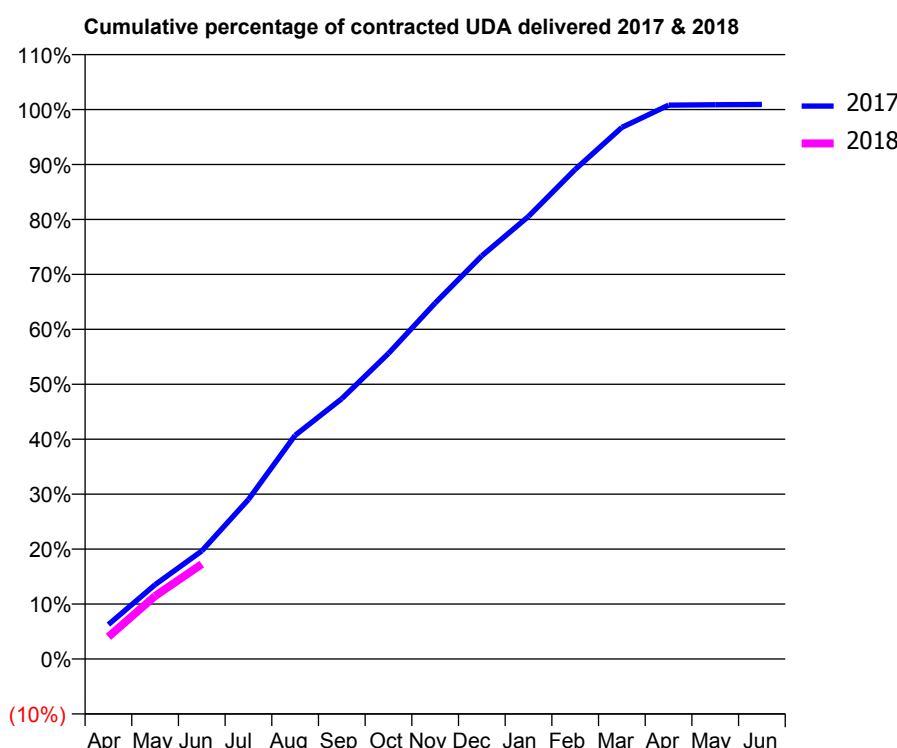
17/18 Contracted general activity (UDA)	5,304
Carry forward general activity (UDA)	0
17/18 Contracted orthodontic activity (UOA)	0
Carry forward orthodontic activity (UOA)	0
Baseline contract value	£164,856.62

ACCESS*

Patients seen in 24 months	Total	Change since previous quarter
Quarter ending June 2016	1,700	
Quarter ending September 2016	1,750	↑
Quarter ending December 2016	1,785	↑
Quarter ending March 2017	1,786	→
Quarter ending June 2017	1,734	↓
Variance since June 2016	2.0%	↑



ACTIVITY



Adjusted Scheduled Activity (UDA)		
Month	2017	2018
April	333	215
May	718	608
June	1,043	916
July	1,539	
August	2,159	
September	2,513	
October	2,949	
November	3,436	
December	3,892	
January	4,273	
February	4,726	
March	5,131	
April	5,346	
May	5,350	
June	5,353	

QUALITY

	Quantity	Base Number	Contract	AT	Region	England
% of FP17s for the same patient ID Re-attending within 3 months - Children	19	231	8.2%	9.4%	11.6%	12.0%
% of FP17s for the same patient ID Re-attending within 3 months - Adults	42	336	12.5%	15.1%	15.9%	16.0%
% of FP17s for the same patient ID Re-attending between 3 & 9 months - Children	164	231	71.0%	59.5%	60.4%	58.0%
% of FP17s for the same patient ID Re-attending between 3 & 9 months - Adults	223	336	66.4%	51.8%	52.3%	50.9%
% of FP17s for Band 1 Urgent Courses	49	459	10.7%	9.5%	9.5%	9.1%
% of FP17s Relating to Free Repair or Replacements	0	459	0.0%	0.6%	0.7%	0.8%
% of FP17s Relating to Continuations	1	459	0.2%	1.0%	1.0%	1.1%
% of Patients satisfied with the dentistry they have received	3	3	N/A	90.8%	91.9%	91.7%
% of Patients satisfied with the time they had to wait for an appointment	2	3	N/A	87.8%	88.0%	88.0%

* This is based on patients treated on this contract for their most recent course of treatment. Figures in italics indicate the base number of FP17s or Patient Questionnaire responses are less than 100. N/A is shown where the base number of responses is less than 10 during the period. % is calculated as Quantity/Base number*100

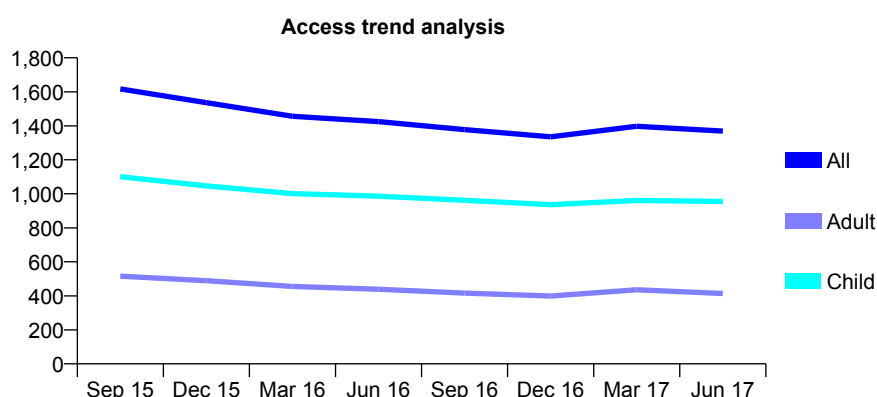
Q68 - Vital Signs At a Glance Contract Report for 834777/0001 - June 2017

Name or company name	MR C WOOD
Contract type name	GDS Contract
Purpose of contract	General
Contract start date	01/04/2006
Contract end date	

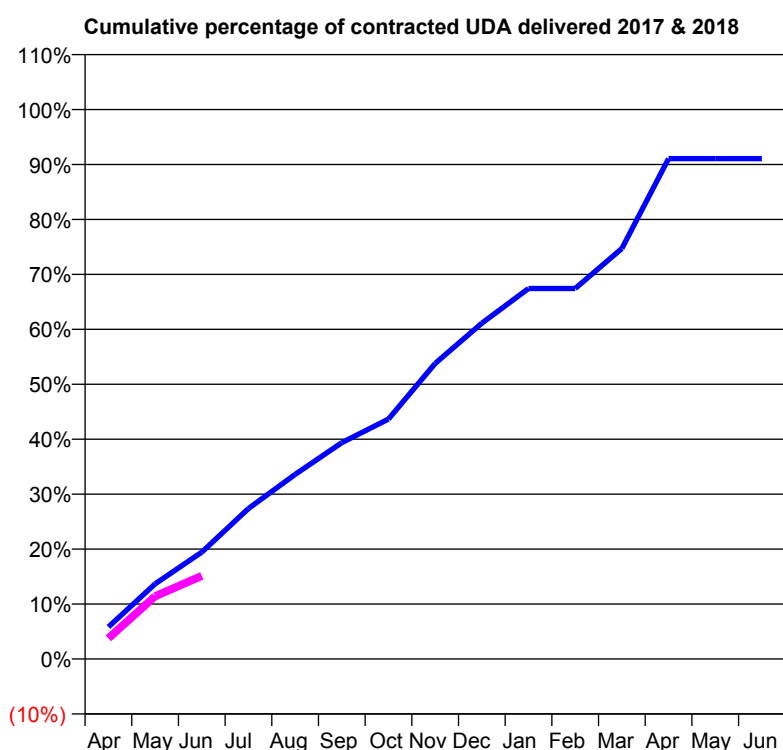
17/18 Contracted general activity (UDA)	3,000
Carry forward general activity (UDA)	0
17/18 Contracted orthodontic activity (UOA)	0
Carry forward orthodontic activity (UOA)	0
Baseline contract value	£70,569.14

ACCESS*

Patients seen in 24 months	Total	Change since previous quarter
Quarter ending June 2016	1,425	
Quarter ending September 2016	1,378	↓
Quarter ending December 2016	1,335	↓
Quarter ending March 2017	1,397	↑
Quarter ending June 2017	1,369	↓
Variance since June 2016	(3.9%)	↓



ACTIVITY



Adjusted Scheduled Activity (UDA)		
Month	2017	2018
April	175	113
May	410	342
June	584	454
July	822	
August	1,008	
September	1,181	
October	1,310	
November	1,613	
December	1,834	
January	2,023	
February	2,023	
March	2,241	
April	2,732	
May	2,732	
June	2,732	

QUALITY

	Quantity	Base Number	Contract	AT	Region	England
% of FP17s for the same patient ID Re-attending within 3 months - Children	27	436	6.2%	9.4%	11.6%	12.0%
% of FP17s for the same patient ID Re-attending within 3 months - Adults	17	158	10.8%	15.1%	15.9%	16.0%
% of FP17s for the same patient ID Re-attending between 3 & 9 months - Children	255	436	58.5%	59.5%	60.4%	58.0%
% of FP17s for the same patient ID Re-attending between 3 & 9 months - Adults	56	158	35.4%	51.8%	52.3%	50.9%
% of FP17s for Band 1 Urgent Courses	16	344	4.7%	9.5%	9.5%	9.1%
% of FP17s Relating to Free Repair or Replacements	0	344	0.0%	0.6%	0.7%	0.8%
% of FP17s Relating to Continuations	5	344	1.5%	1.0%	1.0%	1.1%
% of Patients satisfied with the dentistry they have received	1	1	N/A	90.8%	91.9%	91.7%
% of Patients satisfied with the time they had to wait for an appointment	1	1	N/A	87.8%	88.0%	88.0%

* This is based on patients treated on this contract for their most recent course of treatment. Figures in italics indicate the base number of FP17s or Patient Questionnaire responses are less than 100. N/A is shown where the base number of responses is less than 10 during the period. % is calculated as Quantity/Base number*100

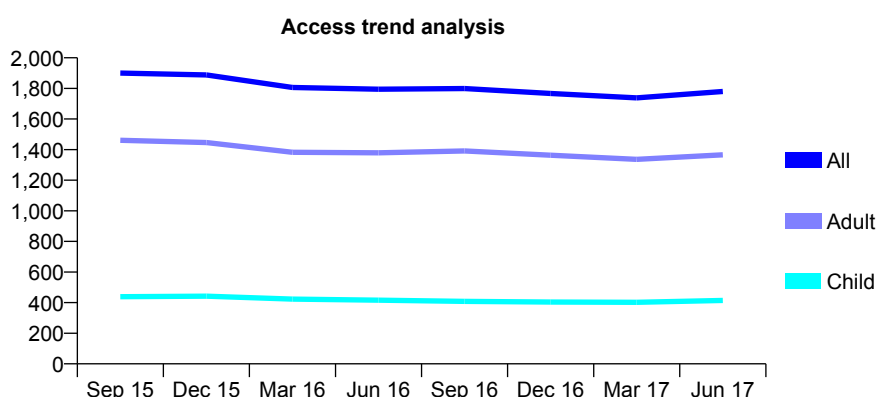
Q68 - Vital Signs At a Glance Contract Report for 835005/0001 - June 2017

Name or company name	MR R FERNANDES
Contract type name	GDS Contract
Purpose of contract	General
Contract start date	01/04/2006
Contract end date	

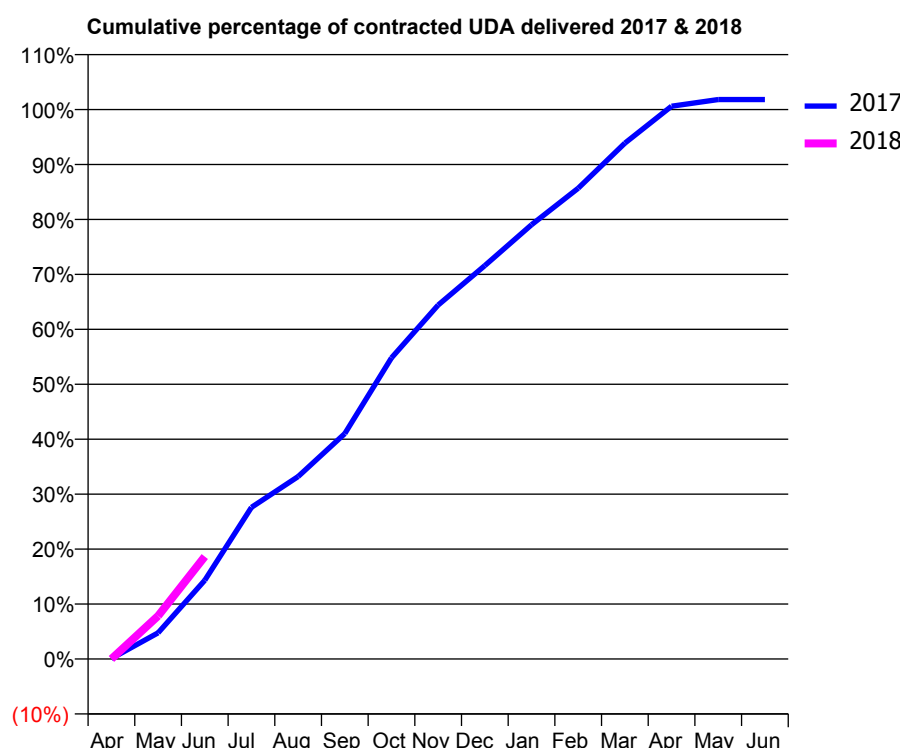
17/18 Contracted general activity (UDA)	7,748
Carry forward general activity (UDA)	0
17/18 Contracted orthodontic activity (UOA)	0
Carry forward orthodontic activity (UOA)	0
Baseline contract value	£210,174.79

ACCESS*

Patients seen in 24 months	Total	Change since previous quarter
Quarter ending June 2016	1,795	
Quarter ending September 2016	1,799	→
Quarter ending December 2016	1,767	↓
Quarter ending March 2017	1,738	↓
Quarter ending June 2017	1,780	↑
Variance since June 2016	(0.8%)	→



ACTIVITY



Month	Adjusted Scheduled Activity (UDA)	
	2017	2018
April	6	0
May	370	609
June	1,110	1,445
July	2,139	
August	2,573	
September	3,178	
October	4,247	
November	4,992	
December	5,548	
January	6,123	
February	6,639	
March	7,273	
April	7,795	
May	7,888	
June	7,889	

QUALITY

	Quantity	Base Number	Contract	AT	Region	England
% of FP17s for the same patient ID Re-attending within 3 months - Children	5	114	4.4%	9.4%	11.6%	12.0%
% of FP17s for the same patient ID Re-attending within 3 months - Adults	90	466	19.3%	15.1%	15.9%	16.0%
% of FP17s for the same patient ID Re-attending between 3 & 9 months - Children	47	114	41.2%	59.5%	60.4%	58.0%
% of FP17s for the same patient ID Re-attending between 3 & 9 months - Adults	192	466	41.2%	51.8%	52.3%	50.9%
% of FP17s for Band 1 Urgent Courses	32	376	8.5%	9.5%	9.5%	9.1%
% of FP17s Relating to Free Repair or Replacements	1	376	0.3%	0.6%	0.7%	0.8%
% of FP17s Relating to Continuations	7	376	1.9%	1.0%	1.0%	1.1%
% of Patients satisfied with the dentistry they have received	6	6	N/A	90.8%	91.9%	91.7%
% of Patients satisfied with the time they had to wait for an appointment	6	6	N/A	87.8%	88.0%	88.0%

* This is based on patients treated on this contract for their most recent course of treatment. Figures in italics indicate the base number of FP17s or Patient Questionnaire responses are less than 100. N/A is shown where the base number of responses is less than 10 during the period. % is calculated as Quantity/Base number*100

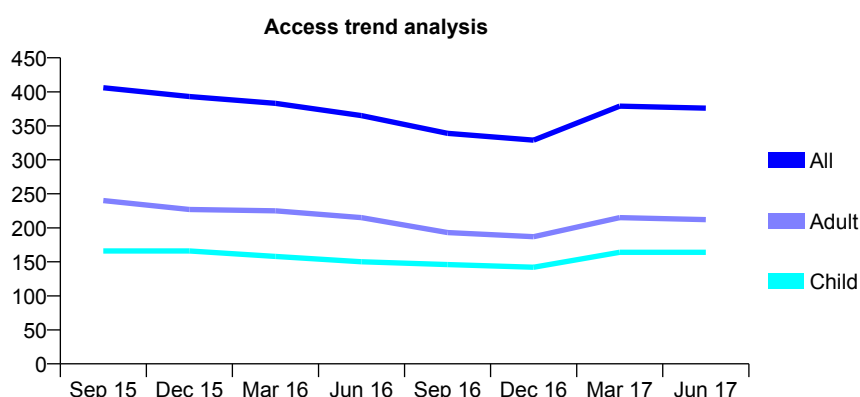
Q68 - Vital Signs At a Glance Contract Report for 836206/0001 - June 2017

Name or company name	MISS DA BRUMMITT
Contract type name	GDS Contract
Purpose of contract	General
Contract start date	01/04/2006
Contract end date	

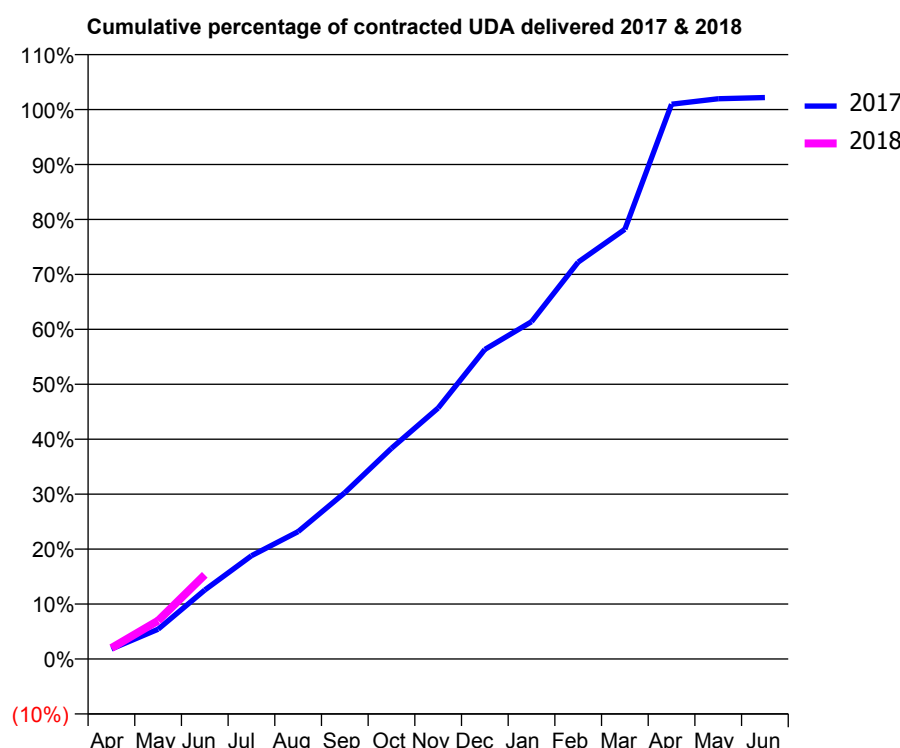
17/18 Contracted general activity (UDA)	1,801
Carry forward general activity (UDA)	0
17/18 Contracted orthodontic activity (UOA)	0
Carry forward orthodontic activity (UOA)	0
Baseline contract value	£42,518.24

ACCESS*

Patients seen in 24 months	Total	Change since previous quarter
Quarter ending June 2016	365	
Quarter ending September 2016	339	↓
Quarter ending December 2016	329	↓
Quarter ending March 2017	379	↑
Quarter ending June 2017	376	→
Variance since June 2016	3.0%	↑



ACTIVITY



Month	Adjusted Scheduled Activity (UDA)	
	2017	2018
April	33	36
May	98	126
June	226	276
July	339	
August	418	
September	545	
October	691	
November	823	
December	1,014	
January	1,106	
February	1,301	
March	1,408	
April	1,818	
May	1,836	
June	1,840	

QUALITY

	Quantity	Base Number	Contract	AT	Region	England
% of FP17s for the same patient ID Re-attending within 3 months - Children	40	130	30.8%	9.4%	11.6%	12.0%
% of FP17s for the same patient ID Re-attending within 3 months - Adults	26	112	23.2%	15.1%	15.9%	16.0%
% of FP17s for the same patient ID Re-attending between 3 & 9 months - Children	57	130	43.8%	59.5%	60.4%	58.0%
% of FP17s for the same patient ID Re-attending between 3 & 9 months - Adults	38	112	33.9%	51.8%	52.3%	50.9%
% of FP17s for Band 1 Urgent Courses	9	122	7.4%	9.5%	9.5%	9.1%
% of FP17s Relating to Free Repair or Replacements	1	122	0.8%	0.6%	0.7%	0.8%
% of FP17s Relating to Continuations	0	122	0.0%	1.0%	1.0%	1.1%
% of Patients satisfied with the dentistry they have received	0	0	N/A	90.8%	91.9%	91.7%
% of Patients satisfied with the time they had to wait for an appointment	0	0	N/A	87.8%	88.0%	88.0%

* This is based on patients treated on this contract for their most recent course of treatment. Figures in italics indicate the base number of FP17s or Patient Questionnaire responses are less than 100. N/A is shown where the base number of responses is less than 10 during the period. % is calculated as Quantity/Base number*100

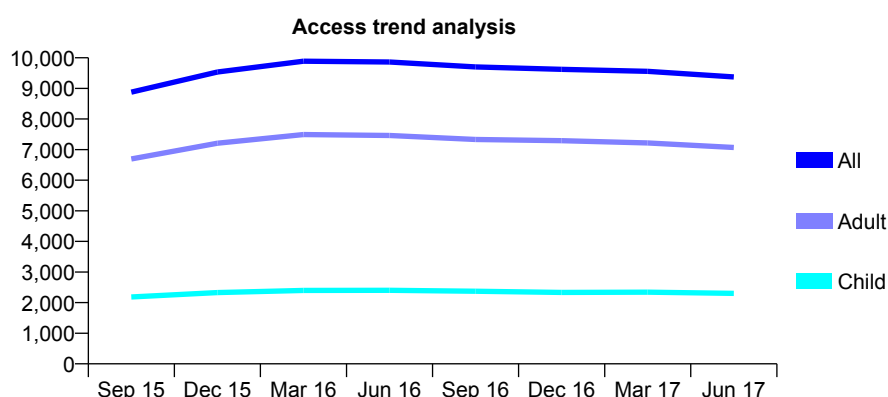
Q68 - Vital Signs At a Glance Contract Report for 840130/0002 - June 2017

Name or company name	MR RW GORROD
Contract type name	GDS Contract
Purpose of contract	General
Contract start date	01/04/2014
Contract end date	

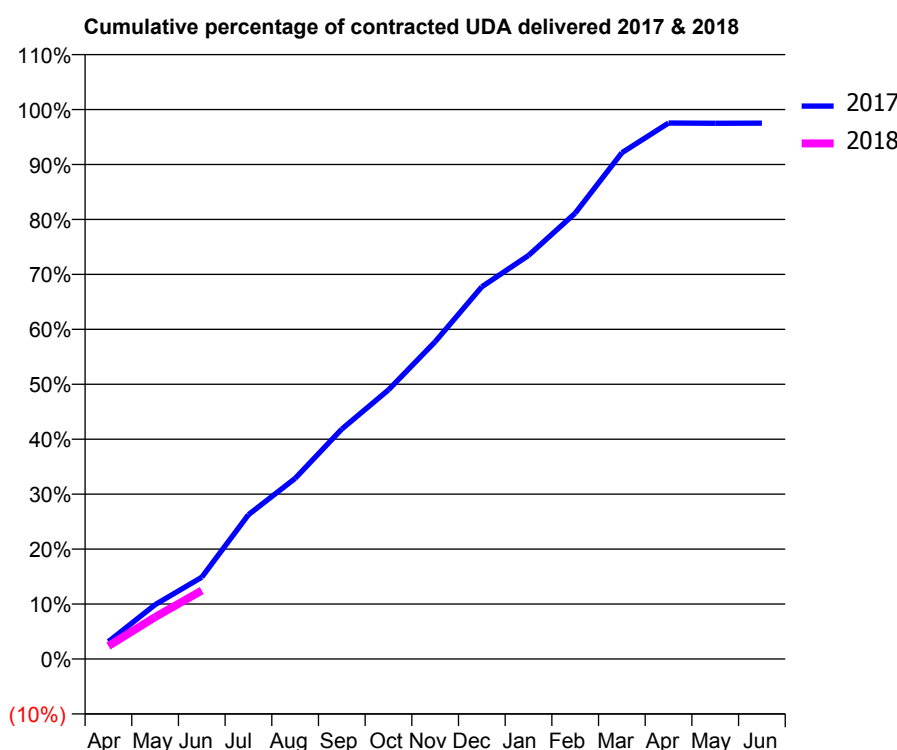
17/18 Contracted general activity (UDA)	27,200
Carry forward general activity (UDA)	0
17/18 Contracted orthodontic activity (UOA)	0
Carry forward orthodontic activity (UOA)	0
Baseline contract value	£667,687.89

ACCESS*

Patients seen in 24 months	Total	Change since previous quarter
Quarter ending June 2016	9,861	
Quarter ending September 2016	9,703	↓
Quarter ending December 2016	9,625	→
Quarter ending March 2017	9,558	→
Quarter ending June 2017	9,373	↓
Variance since June 2016	(4.9%)	↓



ACTIVITY



Adjusted Scheduled Activity (UDA)		
Month	2017	2018
April	796	644
May	2,492	2,077
June	3,751	3,390
July	6,619	
August	8,285	
September	10,543	
October	12,346	
November	14,549	
December	17,069	
January	18,508	
February	20,446	
March	23,219	
April	24,579	
May	24,568	
June	24,577	

QUALITY

	Quantity	Base Number	Contract	AT	Region	England
% of FP17s for the same patient ID Re-attending within 3 months - Children	32	640	5.0%	9.4%	11.6%	12.0%
% of FP17s for the same patient ID Re-attending within 3 months - Adults	242	1,801	13.4%	15.1%	15.9%	16.0%
% of FP17s for the same patient ID Re-attending between 3 & 9 months - Children	393	640	61.4%	59.5%	60.4%	58.0%
% of FP17s for the same patient ID Re-attending between 3 & 9 months - Adults	872	1,801	48.4%	51.8%	52.3%	50.9%
% of FP17s for Band 1 Urgent Courses	97	1,805	5.4%	9.5%	9.5%	9.1%
% of FP17s Relating to Free Repair or Replacements	6	1,805	0.3%	0.6%	0.7%	0.8%
% of FP17s Relating to Continuations	49	1,805	2.7%	1.0%	1.0%	1.1%
% of Patients satisfied with the dentistry they have received	14	14	100.0%	90.8%	91.9%	91.7%
% of Patients satisfied with the time they had to wait for an appointment	13	14	92.9%	87.8%	88.0%	88.0%

* This is based on patients treated on this contract for their most recent course of treatment. Figures in italics indicate the base number of FP17s or Patient Questionnaire responses are less than 100. N/A is shown where the base number of responses is less than 10 during the period. % is calculated as Quantity/Base number*100

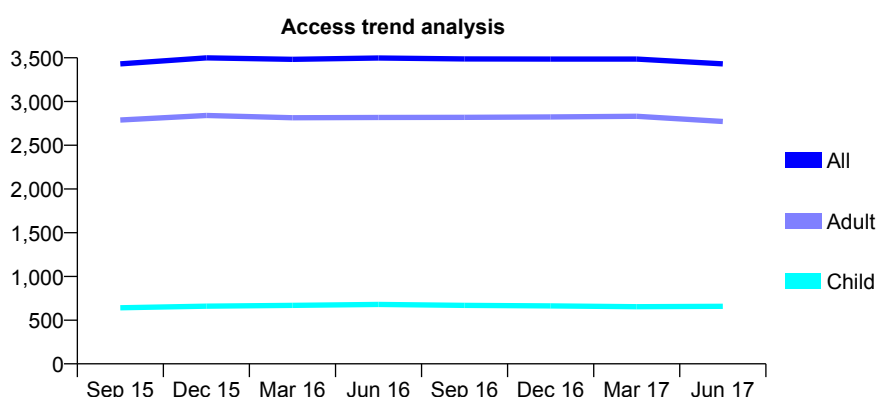
Q68 - Vital Signs At a Glance Contract Report for 842796/0001 - June 2017

Name or company name	MR T GHASEMI
Contract type name	GDS Contract
Purpose of contract	General
Contract start date	01/04/2006
Contract end date	

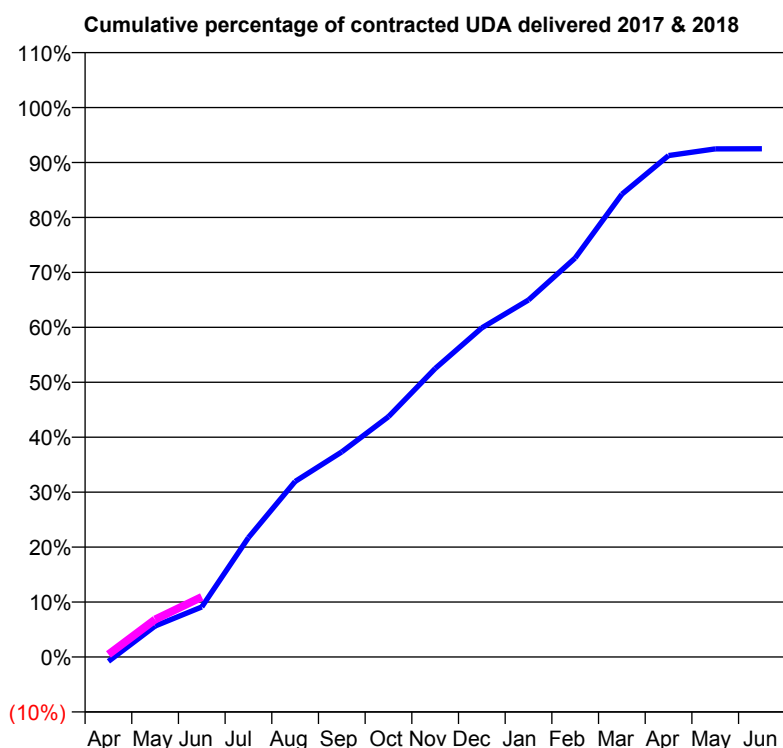
17/18 Contracted general activity (UDA)	10,559
Carry forward general activity (UDA)	0
17/18 Contracted orthodontic activity (UOA)	0
Carry forward orthodontic activity (UOA)	0
Baseline contract value	£342,253.81

ACCESS*

Patients seen in 24 months	Total	Change since previous quarter
Quarter ending June 2016	3,497	
Quarter ending September 2016	3,487	→
Quarter ending December 2016	3,486	→
Quarter ending March 2017	3,485	→
Quarter ending June 2017	3,430	↓
Variance since June 2016	(1.9%)	↓



ACTIVITY



Adjusted Scheduled Activity (UDA)		
Month	2017	2018
April	-86	50
May	596	721
June	961	1,154
July	2,296	
August	3,373	
September	3,943	
October	4,619	
November	5,543	
December	6,324	
January	6,860	
February	7,668	
March	8,893	
April	9,635	
May	9,765	
June	9,767	

QUALITY

	Quantity	Base Number	Contract	AT	Region	England
% of FP17s for the same patient ID Re-attending within 3 months - Children	6	177	3.4%	9.4%	11.6%	12.0%
% of FP17s for the same patient ID Re-attending within 3 months - Adults	56	654	8.6%	15.1%	15.9%	16.0%
% of FP17s for the same patient ID Re-attending between 3 & 9 months - Children	56	177	31.6%	59.5%	60.4%	58.0%
% of FP17s for the same patient ID Re-attending between 3 & 9 months - Adults	278	654	42.5%	51.8%	52.3%	50.9%
% of FP17s for Band 1 Urgent Courses	43	618	7.0%	9.5%	9.5%	9.1%
% of FP17s Relating to Free Repair or Replacements	1	618	0.2%	0.6%	0.7%	0.8%
% of FP17s Relating to Continuations	1	618	0.2%	1.0%	1.0%	1.1%
% of Patients satisfied with the dentistry they have received	8	11	72.7%	90.8%	91.9%	91.7%
% of Patients satisfied with the time they had to wait for an appointment	6	11	54.5%	87.8%	88.0%	88.0%

* This is based on patients treated on this contract for their most recent course of treatment. Figures in italics indicate the base number of FP17s or Patient Questionnaire responses are less than 100. N/A is shown where the base number of responses is less than 10 during the period. % is calculated as Quantity/Base number*100

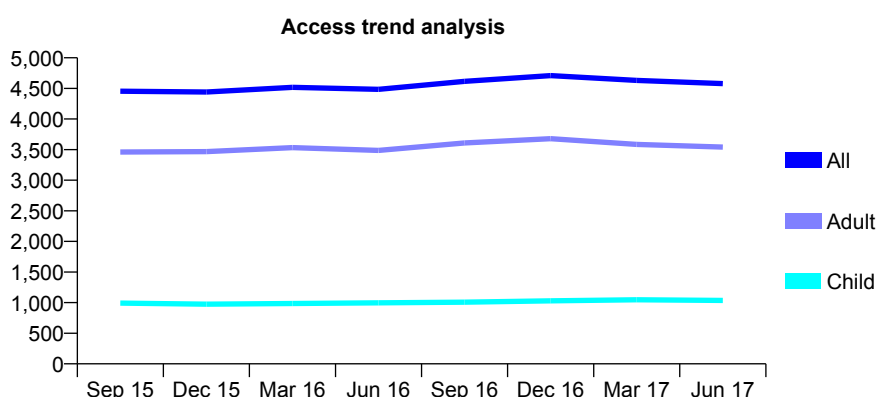
Q68 - Vital Signs At a Glance Contract Report for 842885/0001 - June 2017

Name or company name	MR S GHADIMI
Contract type name	GDS Contract
Purpose of contract	General
Contract start date	08/05/2006
Contract end date	

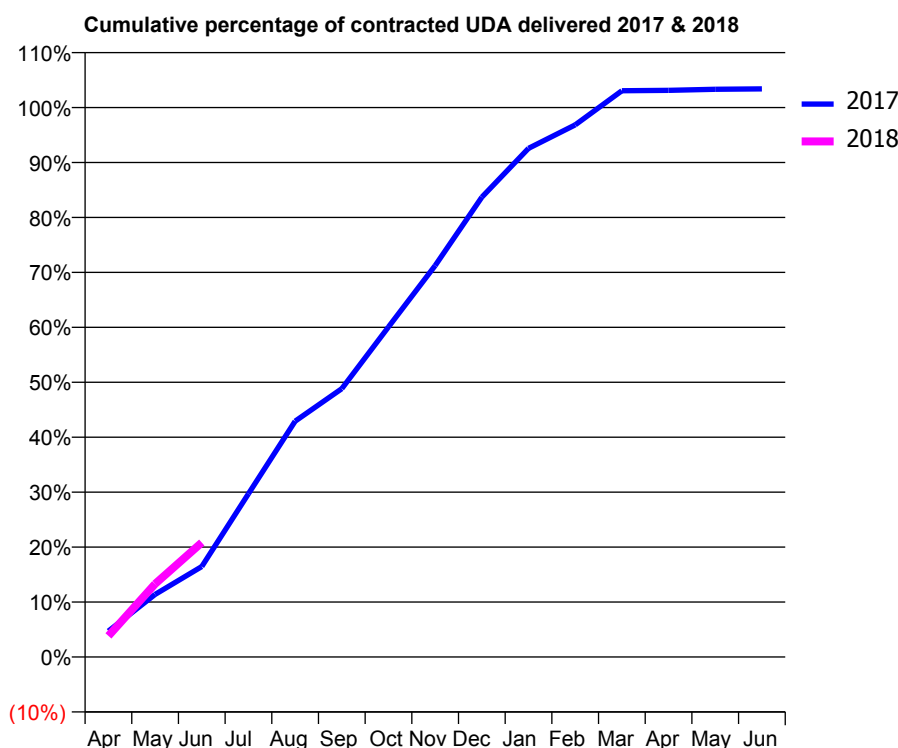
17/18 Contracted general activity (UDA)	9,574
Carry forward general activity (UDA)	0
17/18 Contracted orthodontic activity (UOA)	0
Carry forward orthodontic activity (UOA)	0
Baseline contract value	£248,661.58

ACCESS*

Patients seen in 24 months	Total	Change since previous quarter
Quarter ending June 2016	4,484	
Quarter ending September 2016	4,615	↑
Quarter ending December 2016	4,709	↑
Quarter ending March 2017	4,631	↓
Quarter ending June 2017	4,578	↓
Variance since June 2016	2.1%	↑



ACTIVITY



Adjusted Scheduled Activity (UDA)		
Month	2017	2018
April	451	367
May	1,091	1,275
June	1,576	1,995
July	2,846	
August	4,108	
September	4,675	
October	5,751	
November	6,819	
December	8,011	
January	8,863	
February	9,271	
March	9,865	
April	9,874	
May	9,892	
June	9,898	

QUALITY

	Quantity	Base Number	Contract	AT	Region	England
% of FP17s for the same patient ID Re-attending within 3 months - Children	18	309	5.8%	9.4%	11.6%	12.0%
% of FP17s for the same patient ID Re-attending within 3 months - Adults	86	864	10.0%	15.1%	15.9%	16.0%
% of FP17s for the same patient ID Re-attending between 3 & 9 months - Children	162	309	52.4%	59.5%	60.4%	58.0%
% of FP17s for the same patient ID Re-attending between 3 & 9 months - Adults	443	864	51.3%	51.8%	52.3%	50.9%
% of FP17s for Band 1 Urgent Courses	110	1,145	9.6%	9.5%	9.5%	9.1%
% of FP17s Relating to Free Repair or Replacements	0	1,145	0.0%	0.6%	0.7%	0.8%
% of FP17s Relating to Continuations	1	1,145	0.1%	1.0%	1.0%	1.1%
% of Patients satisfied with the dentistry they have received	3	4	N/A	90.8%	91.9%	91.7%
% of Patients satisfied with the time they had to wait for an appointment	4	4	N/A	87.8%	88.0%	88.0%

* This is based on patients treated on this contract for their most recent course of treatment. Figures in italics indicate the base number of FP17s or Patient Questionnaire responses are less than 100. N/A is shown where the base number of responses is less than 10 during the period. % is calculated as Quantity/Base number*100

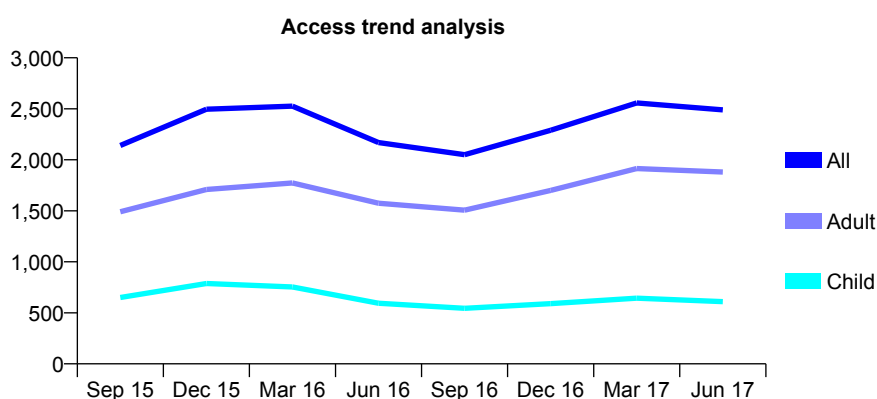
Q68 - Vital Signs At a Glance Contract Report for 842974/0001 - June 2017

Name or company name	MRS ME LARSSON ANDREASSON
Contract type name	GDS Contract
Purpose of contract	General
Contract start date	01/04/2006
Contract end date	

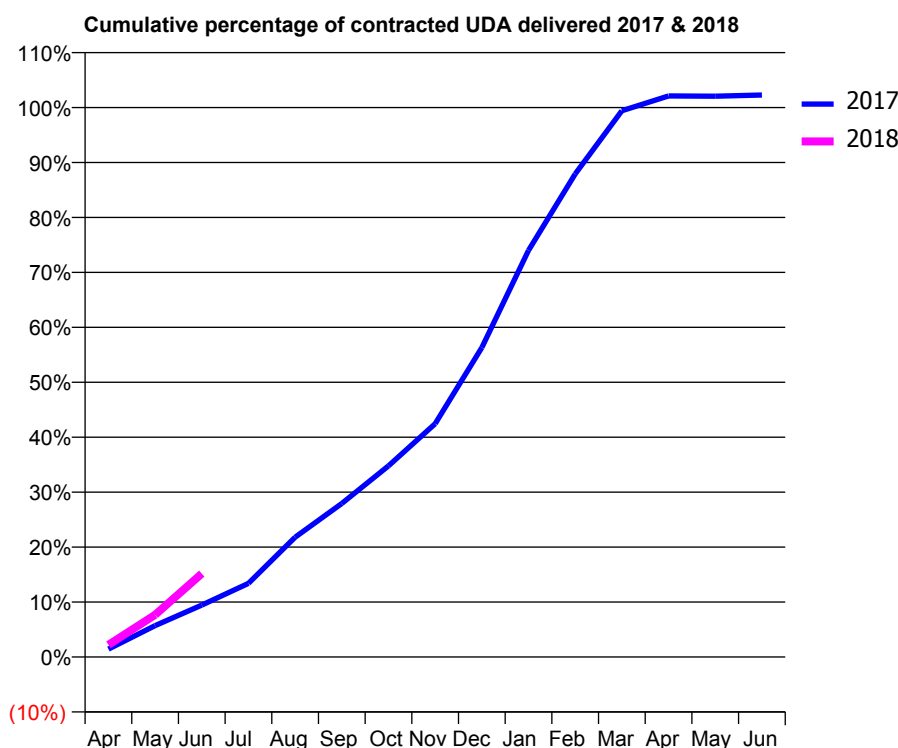
17/18 Contracted general activity (UDA)	6,847
Carry forward general activity (UDA)	0
17/18 Contracted orthodontic activity (UOA)	0
Carry forward orthodontic activity (UOA)	0
Baseline contract value	£185,094.81

ACCESS*

Patients seen in 24 months	Total	Change since previous quarter
Quarter ending June 2016	2,169	
Quarter ending September 2016	2,050	↓
Quarter ending December 2016	2,290	↑
Quarter ending March 2017	2,558	↑
Quarter ending June 2017	2,490	↓
Variance since June 2016	14.8%	↑



ACTIVITY



Month	Adjusted Scheduled Activity (UDA)	
	2017	2018
April	99	152
May	392	526
June	648	1,039
July	918	
August	1,493	
September	1,913	
October	2,383	
November	2,906	
December	3,855	
January	5,066	
February	6,019	
March	6,807	
April	6,990	
May	6,988	
June	7,002	

QUALITY

	Quantity	Base Number	Contract	AT	Region	England
% of FP17s for the same patient ID Re-attending within 3 months - Children	12	146	8.2%	9.4%	11.6%	12.0%
% of FP17s for the same patient ID Re-attending within 3 months - Adults	44	403	10.9%	15.1%	15.9%	16.0%
% of FP17s for the same patient ID Re-attending between 3 & 9 months - Children	73	146	50.0%	59.5%	60.4%	58.0%
% of FP17s for the same patient ID Re-attending between 3 & 9 months - Adults	161	403	40.0%	51.8%	52.3%	50.9%
% of FP17s for Band 1 Urgent Courses	30	467	6.4%	9.5%	9.5%	9.1%
% of FP17s Relating to Free Repair or Replacements	0	467	0.0%	0.6%	0.7%	0.8%
% of FP17s Relating to Continuations	0	467	0.0%	1.0%	1.0%	1.1%
% of Patients satisfied with the dentistry they have received	4	4	N/A	90.8%	91.9%	91.7%
% of Patients satisfied with the time they had to wait for an appointment	4	4	N/A	87.8%	88.0%	88.0%

* This is based on patients treated on this contract for their most recent course of treatment. Figures in italics indicate the base number of FP17s or Patient Questionnaire responses are less than 100. N/A is shown where the base number of responses is less than 10 during the period. % is calculated as Quantity/Base number*100

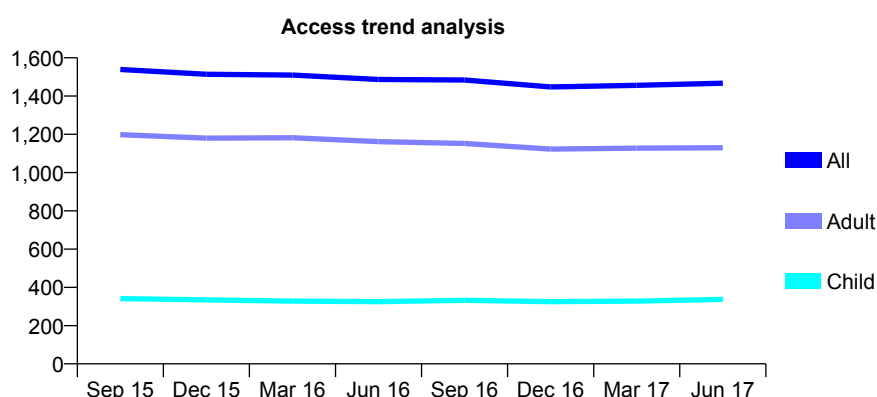
Q68 - Vital Signs At a Glance Contract Report for 843024/0001 - June 2017

Name or company name	Guildford Dental Surgery Partnership
Contract type name	GDS Contract
Purpose of contract	General
Contract start date	01/04/2006
Contract end date	

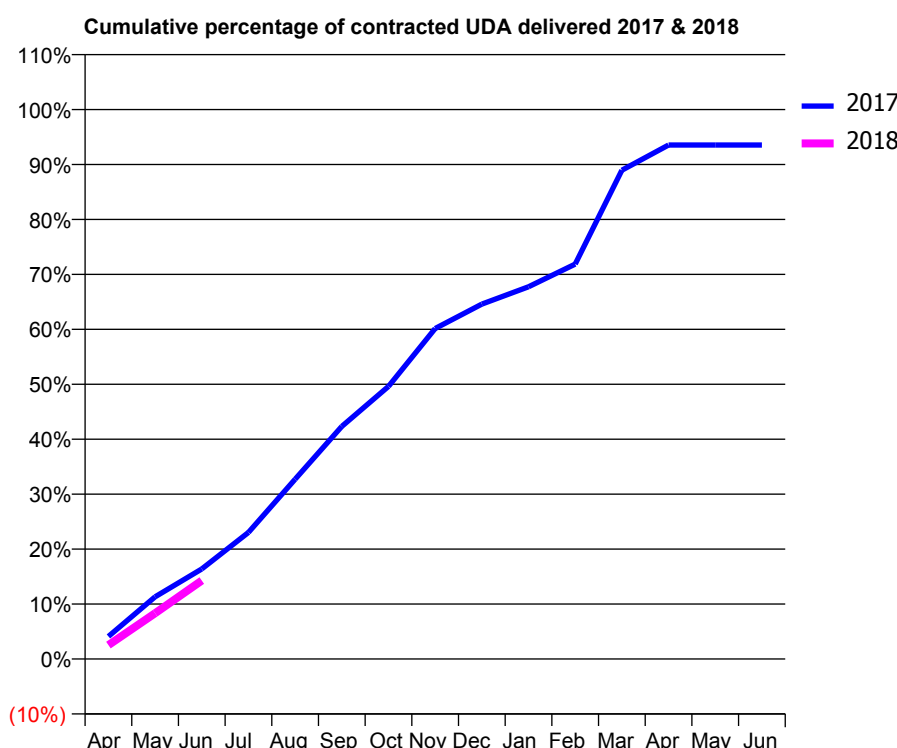
17/18 Contracted general activity (UDA)	5,491
Carry forward general activity (UDA)	0
17/18 Contracted orthodontic activity (UOA)	0
Carry forward orthodontic activity (UOA)	0
Baseline contract value	£124,141.14

ACCESS*

Patients seen in 24 months	Total	Change since previous quarter
Quarter ending June 2016	1,487	
Quarter ending September 2016	1,484	→
Quarter ending December 2016	1,448	↓
Quarter ending March 2017	1,456	→
Quarter ending June 2017	1,467	→
Variance since June 2016	(1.3%)	↓



ACTIVITY



Adjusted Scheduled Activity (UDA)		
Month	2017	2018
April	226	140
May	622	457
June	900	784
July	1,266	
August	1,797	
September	2,324	
October	2,725	
November	3,302	
December	3,546	
January	3,720	
February	3,946	
March	4,884	
April	5,136	
May	5,136	
June	5,136	

QUALITY

	Quantity	Base Number	Contract	AT	Region	England
% of FP17s for the same patient ID Re-attending within 3 months - Children	6	135	4.4%	9.4%	11.6%	12.0%
% of FP17s for the same patient ID Re-attending within 3 months - Adults	53	383	13.8%	15.1%	15.9%	16.0%
% of FP17s for the same patient ID Re-attending between 3 & 9 months - Children	83	135	61.5%	59.5%	60.4%	58.0%
% of FP17s for the same patient ID Re-attending between 3 & 9 months - Adults	227	383	59.3%	51.8%	52.3%	50.9%
% of FP17s for Band 1 Urgent Courses	33	427	7.7%	9.5%	9.5%	9.1%
% of FP17s Relating to Free Repair or Replacements	0	427	0.0%	0.6%	0.7%	0.8%
% of FP17s Relating to Continuations	0	427	0.0%	1.0%	1.0%	1.1%
% of Patients satisfied with the dentistry they have received	3	3	N/A	90.8%	91.9%	91.7%
% of Patients satisfied with the time they had to wait for an appointment	3	3	N/A	87.8%	88.0%	88.0%

* This is based on patients treated on this contract for their most recent course of treatment. Figures in italics indicate the base number of FP17s or Patient Questionnaire responses are less than 100. N/A is shown where the base number of responses is less than 10 during the period. % is calculated as Quantity/Base number*100

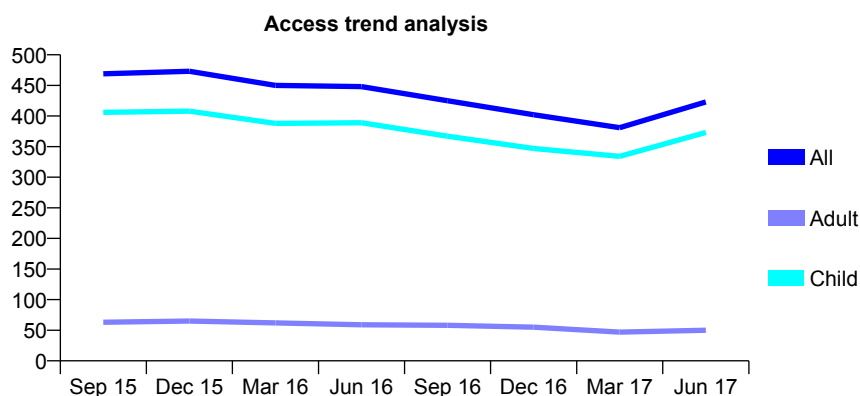
Q68 - Vital Signs At a Glance Contract Report for 843695/0001 - June 2017

Name or company name	MR A HOMMASI
Contract type name	GDS Contract
Purpose of contract	General
Contract start date	01/04/2006
Contract end date	

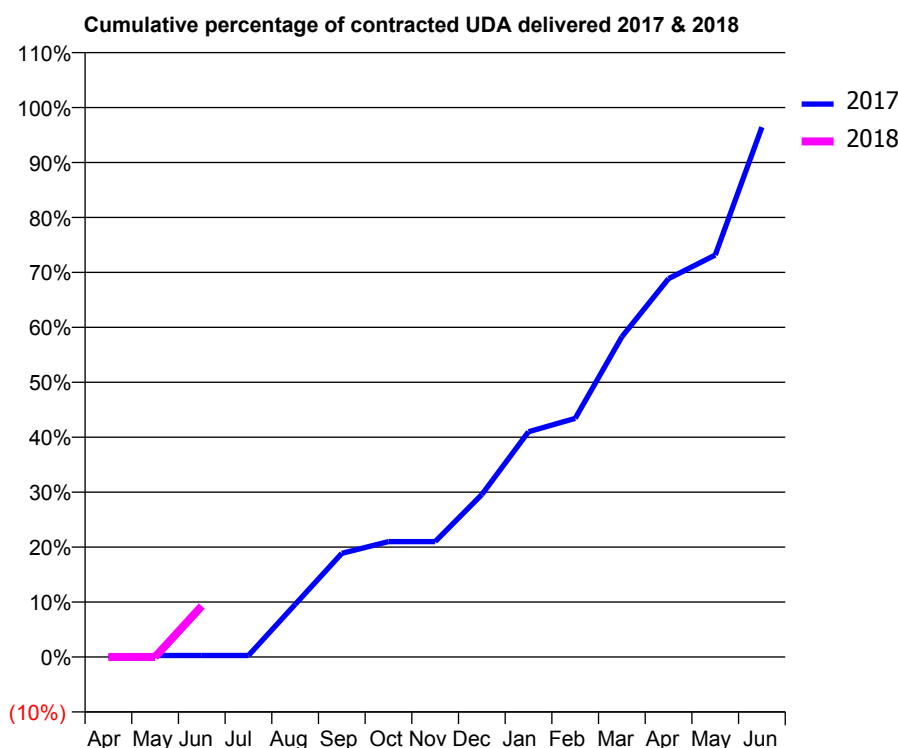
17/18 Contracted general activity (UDA)	700
Carry forward general activity (UDA)	0
17/18 Contracted orthodontic activity (UOA)	0
Carry forward orthodontic activity (UOA)	0
Baseline contract value	£20,714.42

ACCESS*

Patients seen in 24 months	Total	Change since previous quarter
Quarter ending June 2016	448	
Quarter ending September 2016	425	↓
Quarter ending December 2016	402	↓
Quarter ending March 2017	381	↓
Quarter ending June 2017	423	↑
Variance since June 2016	(5.6%)	↓



ACTIVITY



Adjusted Scheduled Activity (UDA)		
Month	2017	2018
April	0	0
May	2	0
June	2	65
July	2	
August	67	
September	132	
October	147	
November	147	
December	207	
January	287	
February	304	
March	408	
April	482	
May	512	
June	675	

QUALITY

	Quantity	Base Number	Contract	AT	Region	England
% of FP17s for the same patient ID Re-attending within 3 months - Children	5	228	2.2%	9.4%	11.6%	12.0%
% of FP17s for the same patient ID Re-attending within 3 months - Adults	0	11	0.0%	15.1%	15.9%	16.0%
% of FP17s for the same patient ID Re-attending between 3 & 9 months - Children	98	228	43.0%	59.5%	60.4%	58.0%
% of FP17s for the same patient ID Re-attending between 3 & 9 months - Adults	8	11	72.7%	51.8%	52.3%	50.9%
% of FP17s for Band 1 Urgent Courses	0	49	0.0%	9.5%	9.5%	9.1%
% of FP17s Relating to Free Repair or Replacements	0	49	0.0%	0.6%	0.7%	0.8%
% of FP17s Relating to Continuations	0	49	0.0%	1.0%	1.0%	1.1%
% of Patients satisfied with the dentistry they have received	1	1	N/A	90.8%	91.9%	91.7%
% of Patients satisfied with the time they had to wait for an appointment	1	1	N/A	87.8%	88.0%	88.0%

* This is based on patients treated on this contract for their most recent course of treatment. Figures in italics indicate the base number of FP17s or Patient Questionnaire responses are less than 100. N/A is shown where the base number of responses is less than 10 during the period. % is calculated as Quantity/Base number*100

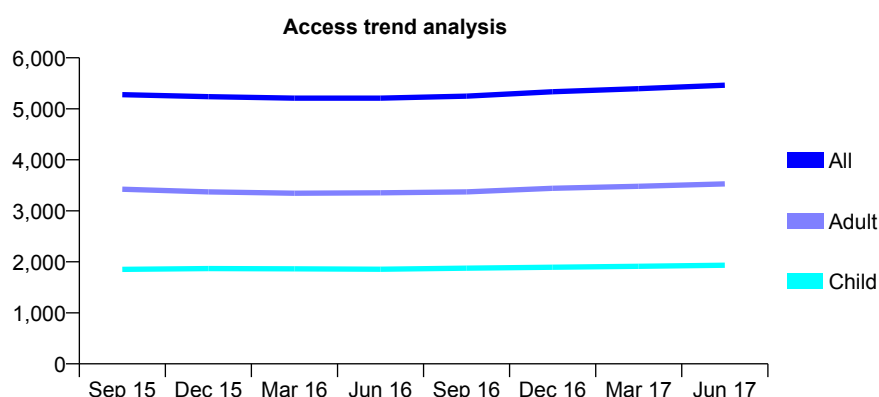
Q68 - Vital Signs At a Glance Contract Report for 847364/0001 - June 2017

Name or company name	MRS A GOR
Contract type name	GDS Contract
Purpose of contract	General
Contract start date	01/12/2006
Contract end date	

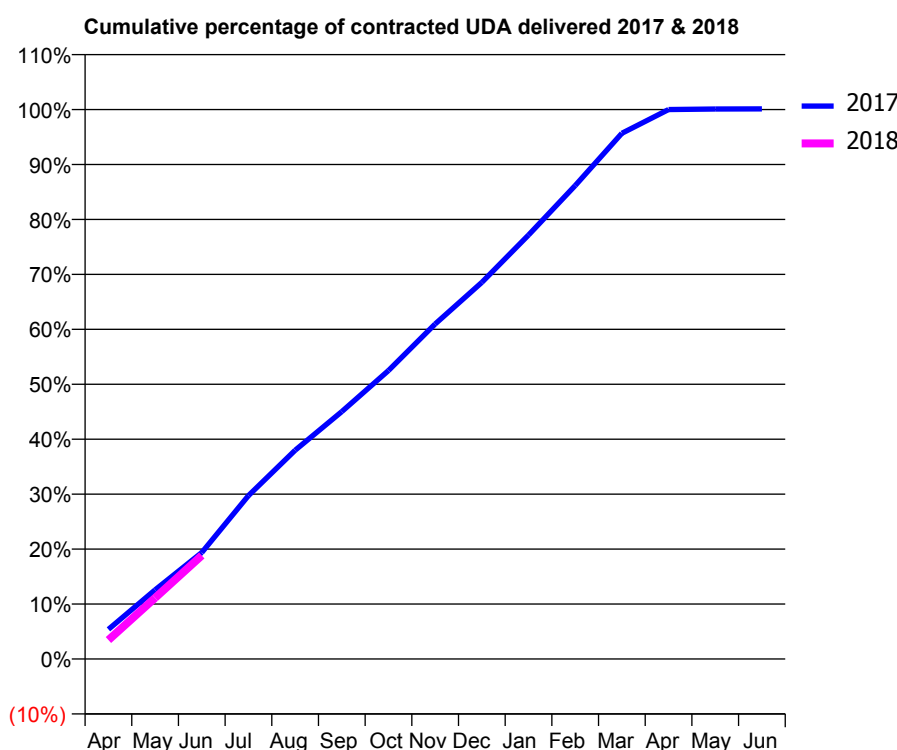
17/18 Contracted general activity (UDA)	14,000
Carry forward general activity (UDA)	0
17/18 Contracted orthodontic activity (UOA)	0
Carry forward orthodontic activity (UOA)	0
Baseline contract value	£371,275.89

ACCESS*

Patients seen in 24 months	Total	Change since previous quarter
Quarter ending June 2016	5,209	
Quarter ending September 2016	5,249	→
Quarter ending December 2016	5,335	→
Quarter ending March 2017	5,394	→
Quarter ending June 2017	5,462	→
Variance since June 2016	4.9%	↑



ACTIVITY



Adjusted Scheduled Activity (UDA)		
Month	2017	2018
April	755	484
May	1,762	1,557
June	2,714	2,639
July	4,165	
August	5,320	
September	6,304	
October	7,351	
November	8,536	
December	9,595	
January	10,802	
February	12,063	
March	13,394	
April	14,000	
May	14,011	
June	14,017	

QUALITY

	Quantity	Base Number	Contract	AT	Region	England
% of FP17s for the same patient ID Re-attending within 3 months - Children	45	693	6.5%	9.4%	11.6%	12.0%
% of FP17s for the same patient ID Re-attending within 3 months - Adults	172	1,198	14.4%	15.1%	15.9%	16.0%
% of FP17s for the same patient ID Re-attending between 3 & 9 months - Children	439	693	63.3%	59.5%	60.4%	58.0%
% of FP17s for the same patient ID Re-attending between 3 & 9 months - Adults	668	1,198	55.8%	51.8%	52.3%	50.9%
% of FP17s for Band 1 Urgent Courses	82	1,578	5.2%	9.5%	9.5%	9.1%
% of FP17s Relating to Free Repair or Replacements	2	1,578	0.1%	0.6%	0.7%	0.8%
% of FP17s Relating to Continuations	25	1,578	1.6%	1.0%	1.0%	1.1%
% of Patients satisfied with the dentistry they have received	4	5	N/A	90.8%	91.9%	91.7%
% of Patients satisfied with the time they had to wait for an appointment	4	5	N/A	87.8%	88.0%	88.0%

* This is based on patients treated on this contract for their most recent course of treatment. Figures in italics indicate the base number of FP17s or Patient Questionnaire responses are less than 100. N/A is shown where the base number of responses is less than 10 during the period. % is calculated as Quantity/Base number*100

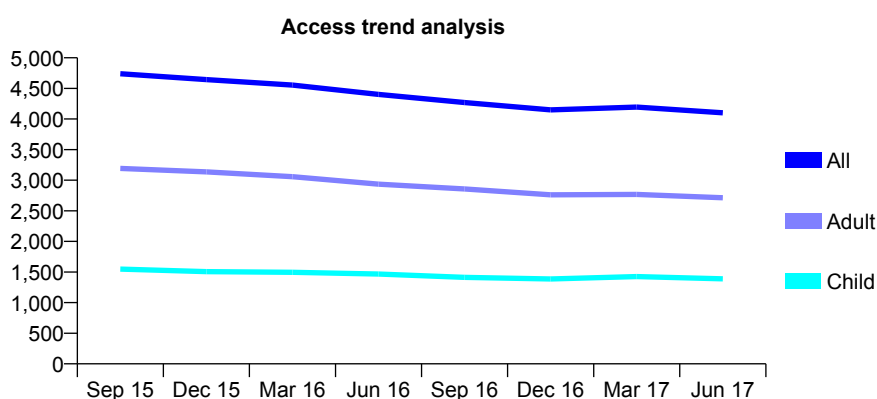
Q68 - Vital Signs At a Glance Contract Report for 847402/0002 - June 2017

Name or company name	MR MN MAKRAZAKIS
Contract type name	GDS Contract
Purpose of contract	General
Contract start date	01/04/2006
Contract end date	

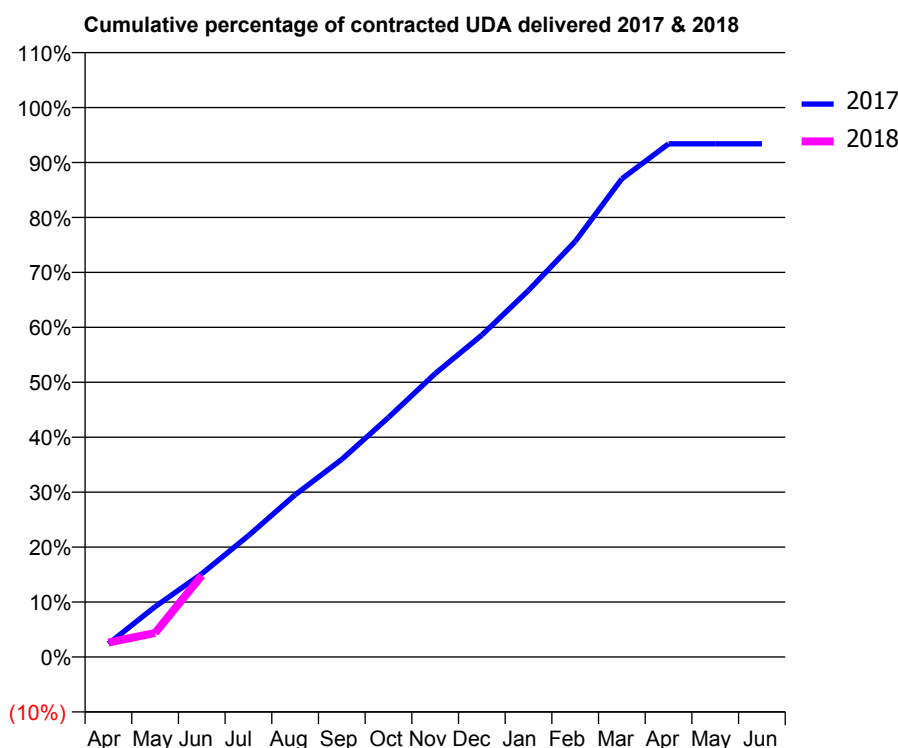
17/18 Contracted general activity (UDA)	13,893
Carry forward general activity (UDA)	0
17/18 Contracted orthodontic activity (UOA)	0
Carry forward orthodontic activity (UOA)	0
Baseline contract value	£349,972.70

ACCESS*

Patients seen in 24 months	Total	Change since previous quarter
Quarter ending June 2016	4,403	
Quarter ending September 2016	4,270	↓
Quarter ending December 2016	4,149	↓
Quarter ending March 2017	4,194	→
Quarter ending June 2017	4,102	↓
Variance since June 2016	(6.8%)	↓



ACTIVITY



Adjusted Scheduled Activity (UDA)		
Month	2017	2018
April	336	366
May	1,272	610
June	2,104	2,063
July	3,071	
August	4,100	
September	4,997	
October	6,058	
November	7,165	
December	8,141	
January	9,268	
February	10,506	
March	12,093	
April	12,976	
May	12,976	
June	12,976	

QUALITY

	Quantity	Base Number	Contract	AT	Region	England
% of FP17s for the same patient ID Re-attending within 3 months - Children	26	465	5.6%	9.4%	11.6%	12.0%
% of FP17s for the same patient ID Re-attending within 3 months - Adults	109	822	13.3%	15.1%	15.9%	16.0%
% of FP17s for the same patient ID Re-attending between 3 & 9 months - Children	285	465	61.3%	59.5%	60.4%	58.0%
% of FP17s for the same patient ID Re-attending between 3 & 9 months - Adults	404	822	49.1%	51.8%	52.3%	50.9%
% of FP17s for Band 1 Urgent Courses	105	1,036	10.1%	9.5%	9.5%	9.1%
% of FP17s Relating to Free Repair or Replacements	6	1,036	0.6%	0.6%	0.7%	0.8%
% of FP17s Relating to Continuations	3	1,036	0.3%	1.0%	1.0%	1.1%
% of Patients satisfied with the dentistry they have received	7	8	N/A	90.8%	91.9%	91.7%
% of Patients satisfied with the time they had to wait for an appointment	8	8	N/A	87.8%	88.0%	88.0%

* This is based on patients treated on this contract for their most recent course of treatment. Figures in italics indicate the base number of FP17s or Patient Questionnaire responses are less than 100. N/A is shown where the base number of responses is less than 10 during the period. % is calculated as Quantity/Base number*100

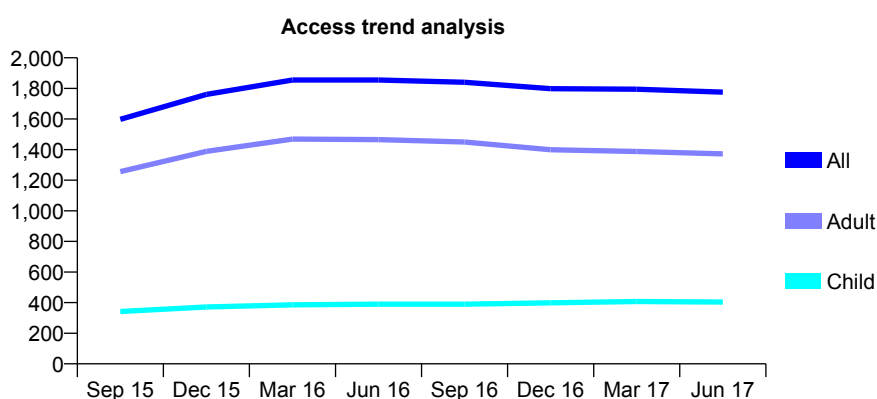
Q68 - Vital Signs At a Glance Contract Report for 851477/0001 - June 2017

Name or company name	MRS N RAZAVI ARMAGHNI
Contract type name	GDS Contract
Purpose of contract	General
Contract start date	13/01/2014
Contract end date	

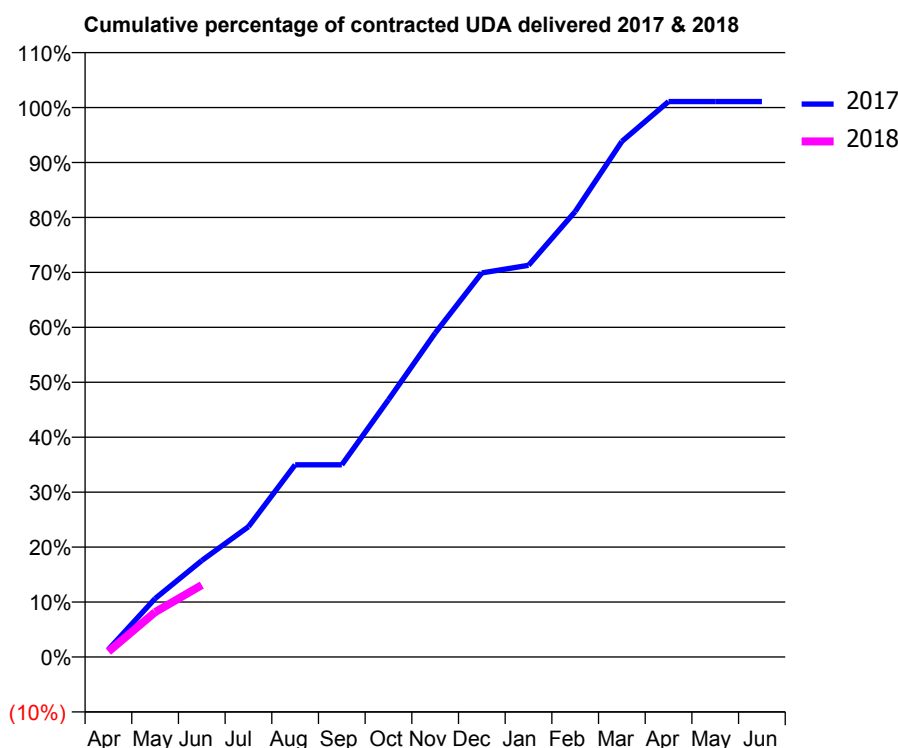
17/18 Contracted general activity (UDA)	6,000
Carry forward general activity (UDA)	0
17/18 Contracted orthodontic activity (UOA)	0
Carry forward orthodontic activity (UOA)	0
Baseline contract value	£148,004.06

ACCESS*

Patients seen in 24 months	Total	Change since previous quarter
Quarter ending June 2016	1,855	
Quarter ending September 2016	1,840	→
Quarter ending December 2016	1,798	↓
Quarter ending March 2017	1,795	→
Quarter ending June 2017	1,776	↓
Variance since June 2016	(4.3%)	↓



ACTIVITY



Adjusted Scheduled Activity (UDA)		
Month	2017	2018
April	82	58
May	639	490
June	1,053	785
July	1,423	
August	2,099	
September	2,099	
October	2,810	
November	3,538	
December	4,194	
January	4,277	
February	4,864	
March	5,629	
April	6,065	
May	6,065	
June	6,065	

QUALITY

	Quantity	Base Number	Contract	AT	Region	England
% of FP17s for the same patient ID Re-attending within 3 months - Children	13	115	11.3%	9.4%	11.6%	12.0%
% of FP17s for the same patient ID Re-attending within 3 months - Adults	60	388	15.5%	15.1%	15.9%	16.0%
% of FP17s for the same patient ID Re-attending between 3 & 9 months - Children	64	115	55.7%	59.5%	60.4%	58.0%
% of FP17s for the same patient ID Re-attending between 3 & 9 months - Adults	200	388	51.5%	51.8%	52.3%	50.9%
% of FP17s for Band 1 Urgent Courses	29	323	9.0%	9.5%	9.5%	9.1%
% of FP17s Relating to Free Repair or Replacements	1	323	0.3%	0.6%	0.7%	0.8%
% of FP17s Relating to Continuations	7	323	2.2%	1.0%	1.0%	1.1%
% of Patients satisfied with the dentistry they have received	4	5	N/A	90.8%	91.9%	91.7%
% of Patients satisfied with the time they had to wait for an appointment	4	5	N/A	87.8%	88.0%	88.0%

* This is based on patients treated on this contract for their most recent course of treatment. Figures in italics indicate the base number of FP17s or Patient Questionnaire responses are less than 100. N/A is shown where the base number of responses is less than 10 during the period. % is calculated as Quantity/Base number*100

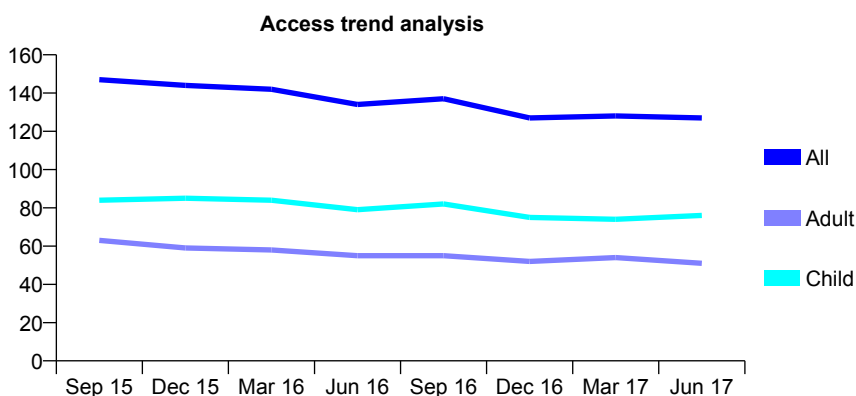
Q68 - Vital Signs At a Glance Contract Report for 853119/0001 - June 2017

Name or company name	MRS RA SLOCOMBE
Contract type name	GDS Contract
Purpose of contract	General
Contract start date	01/06/2011
Contract end date	

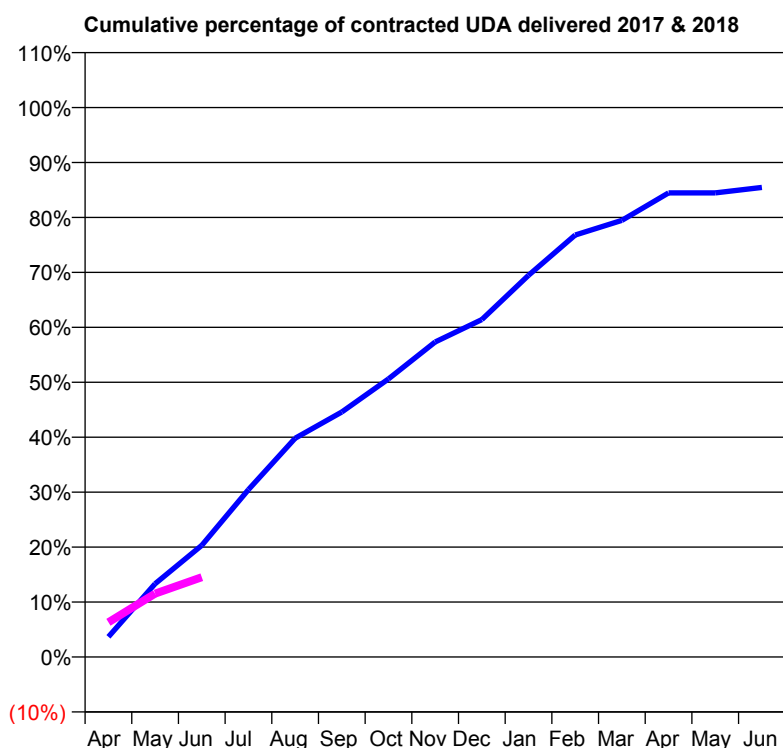
17/18 Contracted general activity (UDA)	300
Carry forward general activity (UDA)	0
17/18 Contracted orthodontic activity (UOA)	0
Carry forward orthodontic activity (UOA)	0
Baseline contract value	£6,974.01

ACCESS*

Patients seen in 24 months	Total	Change since previous quarter
Quarter ending June 2016	134	
Quarter ending September 2016	137	↑
Quarter ending December 2016	127	↓
Quarter ending March 2017	128	→
Quarter ending June 2017	127	→
Variance since June 2016	(5.2%)	↓



ACTIVITY



Month	Adjusted Scheduled Activity (UDA)	
	2017	2018
April	11	19
May	40	35
June	61	44
July	91	
August	119	
September	134	
October	152	
November	172	
December	184	
January	208	
February	230	
March	238	
April	253	
May	253	
June	256	

QUALITY

	Quantity	Base Number	Contract	AT	Region	England
% of FP17s for the same patient ID Re-attending within 3 months - Children	2	36	5.6%	9.4%	11.6%	12.0%
% of FP17s for the same patient ID Re-attending within 3 months - Adults	0	8	0.0%	15.1%	15.9%	16.0%
% of FP17s for the same patient ID Re-attending between 3 & 9 months - Children	20	36	55.6%	59.5%	60.4%	58.0%
% of FP17s for the same patient ID Re-attending between 3 & 9 months - Adults	4	8	50.0%	51.8%	52.3%	50.9%
% of FP17s for Band 1 Urgent Courses	3	31	9.7%	9.5%	9.5%	9.1%
% of FP17s Relating to Free Repair or Replacements	0	31	0.0%	0.6%	0.7%	0.8%
% of FP17s Relating to Continuations	0	31	0.0%	1.0%	1.0%	1.1%
% of Patients satisfied with the dentistry they have received	1	1	N/A	90.8%	91.9%	91.7%
% of Patients satisfied with the time they had to wait for an appointment	1	1	N/A	87.8%	88.0%	88.0%

* This is based on patients treated on this contract for their most recent course of treatment. Figures in italics indicate the base number of FP17s or Patient Questionnaire responses are less than 100. N/A is shown where the base number of responses is less than 10 during the period. % is calculated as Quantity/Base number*100

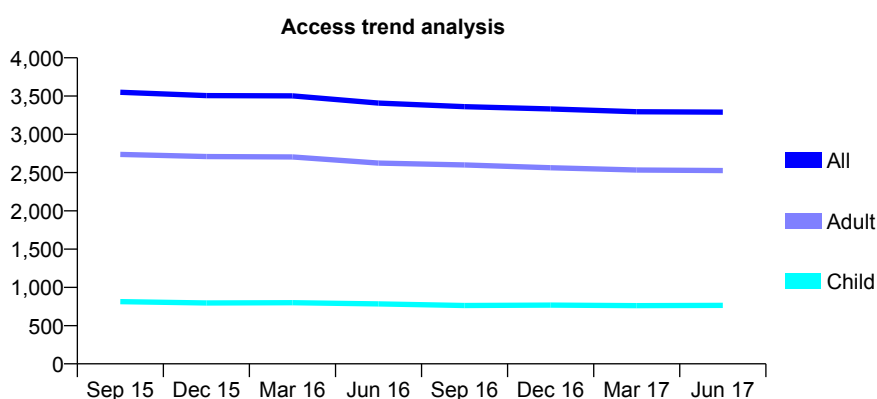
Q68 - Vital Signs At a Glance Contract Report for 853429/0001 - June 2017

Name or company name	MR MR MOHAMMADI
Contract type name	GDS Contract
Purpose of contract	General
Contract start date	01/04/2006
Contract end date	

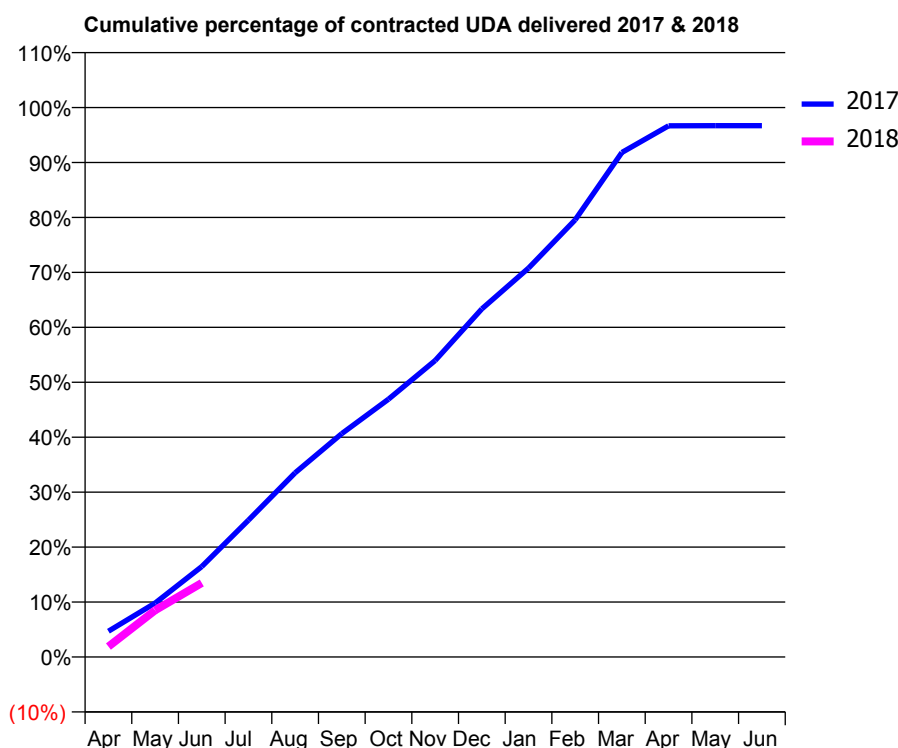
17/18 Contracted general activity (UDA)	16,000
Carry forward general activity (UDA)	0
17/18 Contracted orthodontic activity (UOA)	0
Carry forward orthodontic activity (UOA)	0
Baseline contract value	£398,877.84

ACCESS*

Patients seen in 24 months	Total	Change since previous quarter
Quarter ending June 2016	3,408	
Quarter ending September 2016	3,361	↓
Quarter ending December 2016	3,331	→
Quarter ending March 2017	3,295	↓
Quarter ending June 2017	3,290	→
Variance since June 2016	(3.5%)	↓



ACTIVITY



Adjusted Scheduled Activity (UDA)		
Month	2017	2018
April	753	305
May	1,569	1,363
June	2,636	2,156
July	3,987	
August	5,365	
September	6,506	
October	7,506	
November	8,633	
December	10,136	
January	11,326	
February	12,729	
March	14,690	
April	15,468	
May	15,471	
June	15,471	

QUALITY

	Quantity	Base Number	Contract	AT	Region	England
% of FP17s for the same patient ID Re-attending within 3 months - Children	23	259	8.9%	9.4%	11.6%	12.0%
% of FP17s for the same patient ID Re-attending within 3 months - Adults	125	849	14.7%	15.1%	15.9%	16.0%
% of FP17s for the same patient ID Re-attending between 3 & 9 months - Children	169	259	65.3%	59.5%	60.4%	58.0%
% of FP17s for the same patient ID Re-attending between 3 & 9 months - Adults	550	849	64.8%	51.8%	52.3%	50.9%
% of FP17s for Band 1 Urgent Courses	85	890	9.6%	9.5%	9.5%	9.1%
% of FP17s Relating to Free Repair or Replacements	12	890	1.3%	0.6%	0.7%	0.8%
% of FP17s Relating to Continuations	18	890	2.0%	1.0%	1.0%	1.1%
% of Patients satisfied with the dentistry they have received	6	8	N/A	90.8%	91.9%	91.7%
% of Patients satisfied with the time they had to wait for an appointment	6	8	N/A	87.8%	88.0%	88.0%

* This is based on patients treated on this contract for their most recent course of treatment. Figures in italics indicate the base number of FP17s or Patient Questionnaire responses are less than 100. N/A is shown where the base number of responses is less than 10 during the period. % is calculated as Quantity/Base number*100

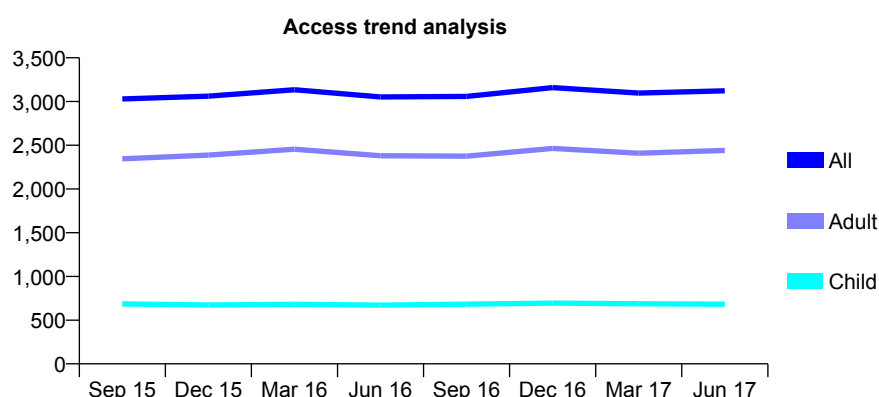
Q68 - Vital Signs At a Glance Contract Report for 855022/0004 - June 2017

Name or company name	MS S MOUSAVI
Contract type name	GDS Contract
Purpose of contract	General
Contract start date	01/04/2008
Contract end date	

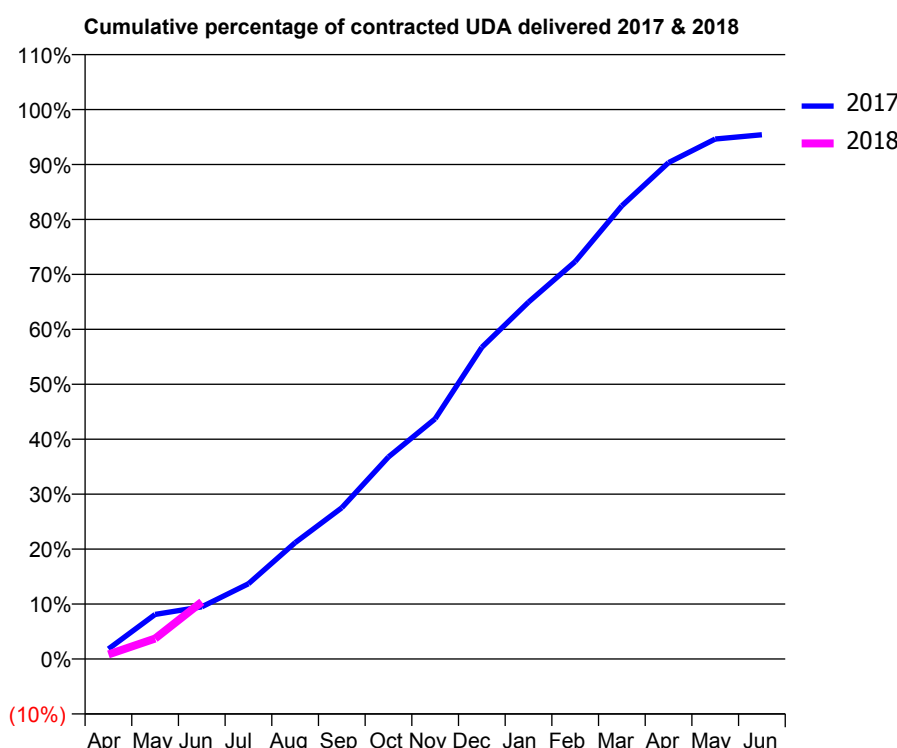
17/18 Contracted general activity (UDA)	10,716
Carry forward general activity (UDA)	0
17/18 Contracted orthodontic activity (UOA)	0
Carry forward orthodontic activity (UOA)	0
Baseline contract value	£230,253.61

ACCESS*

Patients seen in 24 months	Total	Change since previous quarter
Quarter ending June 2016	3,052	
Quarter ending September 2016	3,058	→
Quarter ending December 2016	3,159	↑
Quarter ending March 2017	3,096	↓
Quarter ending June 2017	3,123	→
Variance since June 2016	2.3%	↑



ACTIVITY



Adjusted Scheduled Activity (UDA)		
Month	2017	2018
April	197	89
May	870	400
June	1,017	1,114
July	1,468	
August	2,269	
September	2,951	
October	3,940	
November	4,684	
December	6,078	
January	6,961	
February	7,750	
March	8,839	
April	9,681	
May	10,141	
June	10,223	

QUALITY

	Quantity	Base Number	Contract	AT	Region	England
% of FP17s for the same patient ID Re-attending within 3 months - Children	17	207	8.2%	9.4%	11.6%	12.0%
% of FP17s for the same patient ID Re-attending within 3 months - Adults	103	686	15.0%	15.1%	15.9%	16.0%
% of FP17s for the same patient ID Re-attending between 3 & 9 months - Children	75	207	36.2%	59.5%	60.4%	58.0%
% of FP17s for the same patient ID Re-attending between 3 & 9 months - Adults	289	686	42.1%	51.8%	52.3%	50.9%
% of FP17s for Band 1 Urgent Courses	129	597	21.6%	9.5%	9.5%	9.1%
% of FP17s Relating to Free Repair or Replacements	0	597	0.0%	0.6%	0.7%	0.8%
% of FP17s Relating to Continuations	1	597	0.2%	1.0%	1.0%	1.1%
% of Patients satisfied with the dentistry they have received	12	14	85.7%	90.8%	91.9%	91.7%
% of Patients satisfied with the time they had to wait for an appointment	14	14	100.0%	87.8%	88.0%	88.0%

* This is based on patients treated on this contract for their most recent course of treatment. Figures in italics indicate the base number of FP17s or Patient Questionnaire responses are less than 100. N/A is shown where the base number of responses is less than 10 during the period. % is calculated as Quantity/Base number*100

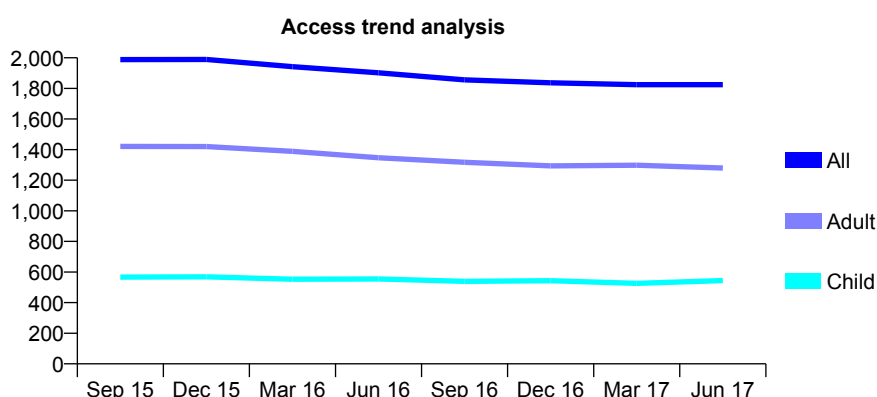
Q68 - Vital Signs At a Glance Contract Report for 855138/0001 - June 2017

Name or company name	Mr Ashish Patel
Contract type name	GDS Contract
Purpose of contract	General
Contract start date	01/11/2006
Contract end date	

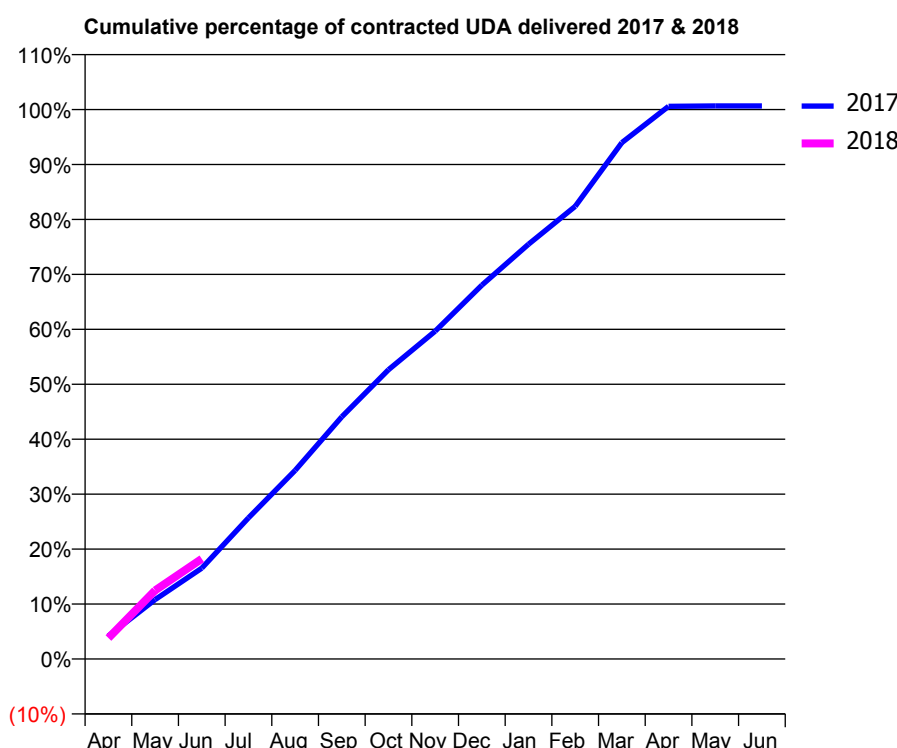
17/18 Contracted general activity (UDA)	5,921
Carry forward general activity (UDA)	0
17/18 Contracted orthodontic activity (UOA)	0
Carry forward orthodontic activity (UOA)	0
Baseline contract value	£136,640.03

ACCESS*

Patients seen in 24 months	Total	Change since previous quarter
Quarter ending June 2016	1,902	
Quarter ending September 2016	1,856	↓
Quarter ending December 2016	1,837	↓
Quarter ending March 2017	1,824	→
Quarter ending June 2017	1,824	→
Variance since June 2016	(4.1%)	↓



ACTIVITY



Adjusted Scheduled Activity (UDA)		
Month	2017	2018
April	250	226
May	640	739
June	980	1,080
July	1,521	
August	2,033	
September	2,610	
October	3,117	
November	3,532	
December	4,029	
January	4,469	
February	4,877	
March	5,564	
April	5,956	
May	5,959	
June	5,959	

QUALITY

	Quantity	Base Number	Contract	AT	Region	England
% of FP17s for the same patient ID Re-attending within 3 months - Children	6	249	2.4%	9.4%	11.6%	12.0%
% of FP17s for the same patient ID Re-attending within 3 months - Adults	70	517	13.5%	15.1%	15.9%	16.0%
% of FP17s for the same patient ID Re-attending between 3 & 9 months - Children	167	249	67.1%	59.5%	60.4%	58.0%
% of FP17s for the same patient ID Re-attending between 3 & 9 months - Adults	327	517	63.2%	51.8%	52.3%	50.9%
% of FP17s for Band 1 Urgent Courses	45	631	7.1%	9.5%	9.5%	9.1%
% of FP17s Relating to Free Repair or Replacements	1	631	0.2%	0.6%	0.7%	0.8%
% of FP17s Relating to Continuations	4	631	0.6%	1.0%	1.0%	1.1%
% of Patients satisfied with the dentistry they have received	2	2	N/A	90.8%	91.9%	91.7%
% of Patients satisfied with the time they had to wait for an appointment	2	2	N/A	87.8%	88.0%	88.0%

* This is based on patients treated on this contract for their most recent course of treatment. Figures in italics indicate the base number of FP17s or Patient Questionnaire responses are less than 100. N/A is shown where the base number of responses is less than 10 during the period. % is calculated as Quantity/Base number*100

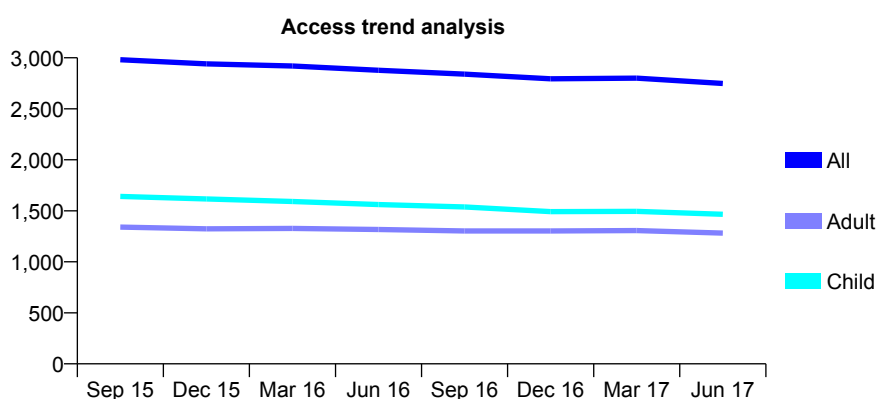
Q68 - Vital Signs At a Glance Contract Report for 859370/0001 - June 2017

Name or company name	Heathcote House Dental Practice
Contract type name	GDS Contract
Purpose of contract	General
Contract start date	01/04/2009
Contract end date	

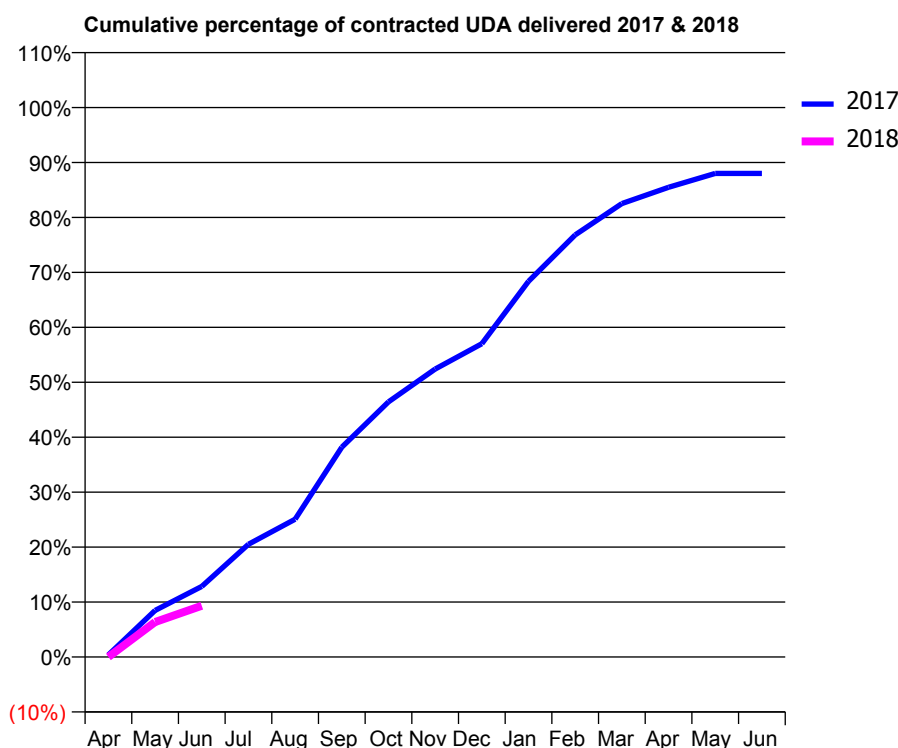
17/18 Contracted general activity (UDA)	5,000
Carry forward general activity (UDA)	0
17/18 Contracted orthodontic activity (UOA)	0
Carry forward orthodontic activity (UOA)	0
Baseline contract value	£117,391.54

ACCESS*

Patients seen in 24 months	Total	Change since previous quarter
Quarter ending June 2016	2,878	
Quarter ending September 2016	2,840	↓
Quarter ending December 2016	2,794	↓
Quarter ending March 2017	2,801	→
Quarter ending June 2017	2,748	↓
Variance since June 2016	(4.5%)	↓



ACTIVITY



Adjusted Scheduled Activity (UDA)		
Month	2017	2018
April	20	0
May	424	319
June	642	467
July	1,026	
August	1,254	
September	1,910	
October	2,322	
November	2,621	
December	2,851	
January	3,418	
February	3,841	
March	4,126	
April	4,274	
May	4,400	
June	4,401	

QUALITY

	Quantity	Base Number	Contract	AT	Region	England
% of FP17s for the same patient ID Re-attending within 3 months - Children	20	333	6.0%	9.4%	11.6%	12.0%
% of FP17s for the same patient ID Re-attending within 3 months - Adults	18	225	8.0%	15.1%	15.9%	16.0%
% of FP17s for the same patient ID Re-attending between 3 & 9 months - Children	205	333	61.6%	59.5%	60.4%	58.0%
% of FP17s for the same patient ID Re-attending between 3 & 9 months - Adults	104	225	46.2%	51.8%	52.3%	50.9%
% of FP17s for Band 1 Urgent Courses	4	376	1.1%	9.5%	9.5%	9.1%
% of FP17s Relating to Free Repair or Replacements	0	376	0.0%	0.6%	0.7%	0.8%
% of FP17s Relating to Continuations	14	376	3.7%	1.0%	1.0%	1.1%
% of Patients satisfied with the dentistry they have received	2	2	N/A	90.8%	91.9%	91.7%
% of Patients satisfied with the time they had to wait for an appointment	2	2	N/A	87.8%	88.0%	88.0%

* This is based on patients treated on this contract for their most recent course of treatment. Figures in italics indicate the base number of FP17s or Patient Questionnaire responses are less than 100. N/A is shown where the base number of responses is less than 10 during the period. % is calculated as Quantity/Base number*100

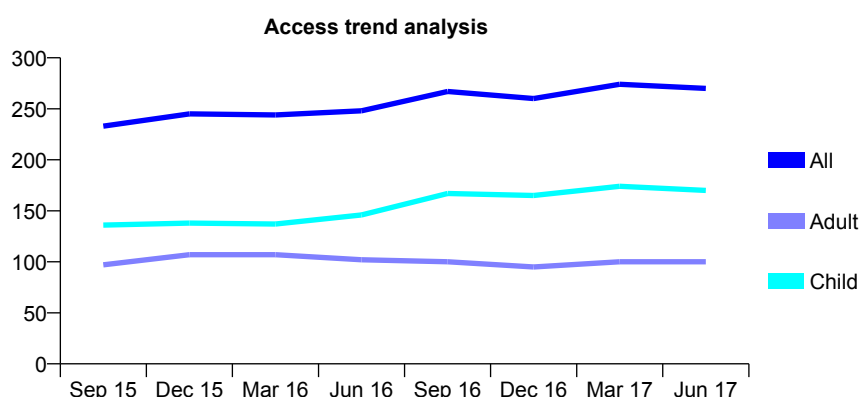
Q68 - Vital Signs At a Glance Contract Report for 861189/0001 - June 2017

Name or company name	MR K SHAH
Contract type name	GDS Contract
Purpose of contract	General
Contract start date	20/09/2012
Contract end date	

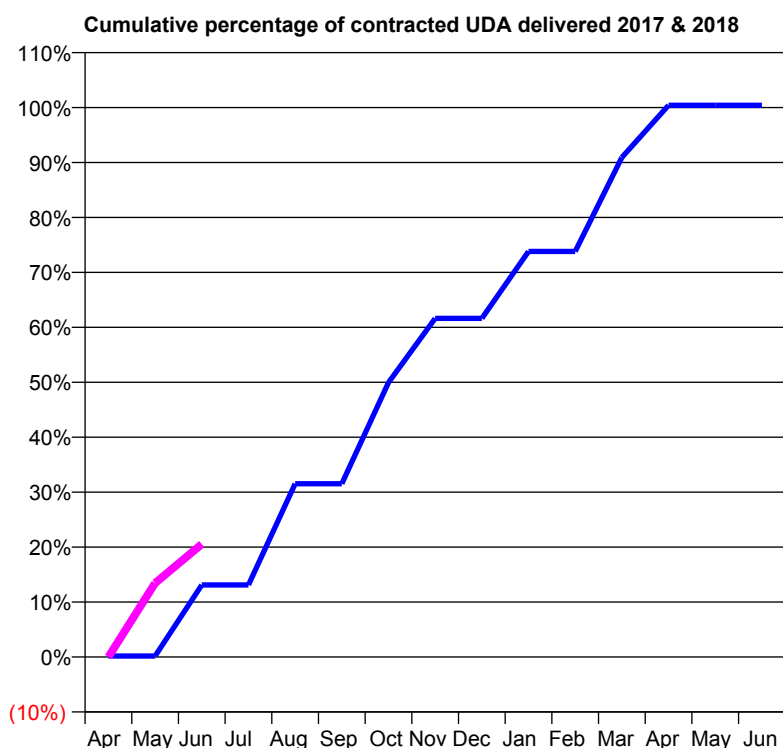
17/18 Contracted general activity (UDA)	550
Carry forward general activity (UDA)	0
17/18 Contracted orthodontic activity (UOA)	0
Carry forward orthodontic activity (UOA)	0
Baseline contract value	£14,707.40

ACCESS*

Patients seen in 24 months	Total	Change since previous quarter
Quarter ending June 2016	248	
Quarter ending September 2016	267	↑
Quarter ending December 2016	260	↓
Quarter ending March 2017	274	↑
Quarter ending June 2017	270	↓
Variance since June 2016	8.9%	↑



ACTIVITY



Adjusted Scheduled Activity (UDA)		
Month	2017	2018
April	1	0
May	1	74
June	72	113
July	72	
August	173	
September	173	
October	275	
November	339	
December	339	
January	406	
February	406	
March	500	
April	552	
May	552	
June	552	

QUALITY

	Quantity	Base Number	Contract	AT	Region	England
% of FP17s for the same patient ID Re-attending within 3 months - Children	4	99	4.0%	9.4%	11.6%	12.0%
% of FP17s for the same patient ID Re-attending within 3 months - Adults	0	16	0.0%	15.1%	15.9%	16.0%
% of FP17s for the same patient ID Re-attending between 3 & 9 months - Children	67	99	67.7%	59.5%	60.4%	58.0%
% of FP17s for the same patient ID Re-attending between 3 & 9 months - Adults	9	16	56.3%	51.8%	52.3%	50.9%
% of FP17s for Band 1 Urgent Courses	0	69	0.0%	9.5%	9.5%	9.1%
% of FP17s Relating to Free Repair or Replacements	0	69	0.0%	0.6%	0.7%	0.8%
% of FP17s Relating to Continuations	0	69	0.0%	1.0%	1.0%	1.1%
% of Patients satisfied with the dentistry they have received	0	0	N/A	90.8%	91.9%	91.7%
% of Patients satisfied with the time they had to wait for an appointment	0	0	N/A	87.8%	88.0%	88.0%

* This is based on patients treated on this contract for their most recent course of treatment. Figures in italics indicate the base number of FP17s or Patient Questionnaire responses are less than 100. N/A is shown where the base number of responses is less than 10 during the period. % is calculated as Quantity/Base number*100

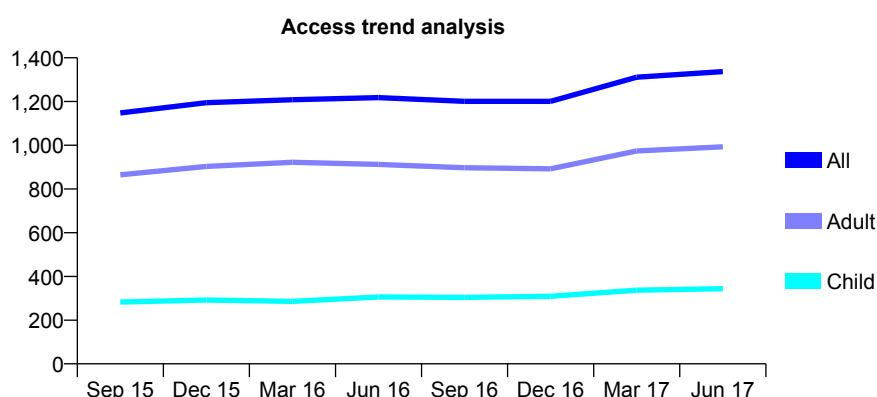
Q68 - Vital Signs At a Glance Contract Report for 878650/0001 - June 2017

Name or company name	MS M YANMAZ
Contract type name	GDS Contract
Purpose of contract	General
Contract start date	01/04/2012
Contract end date	

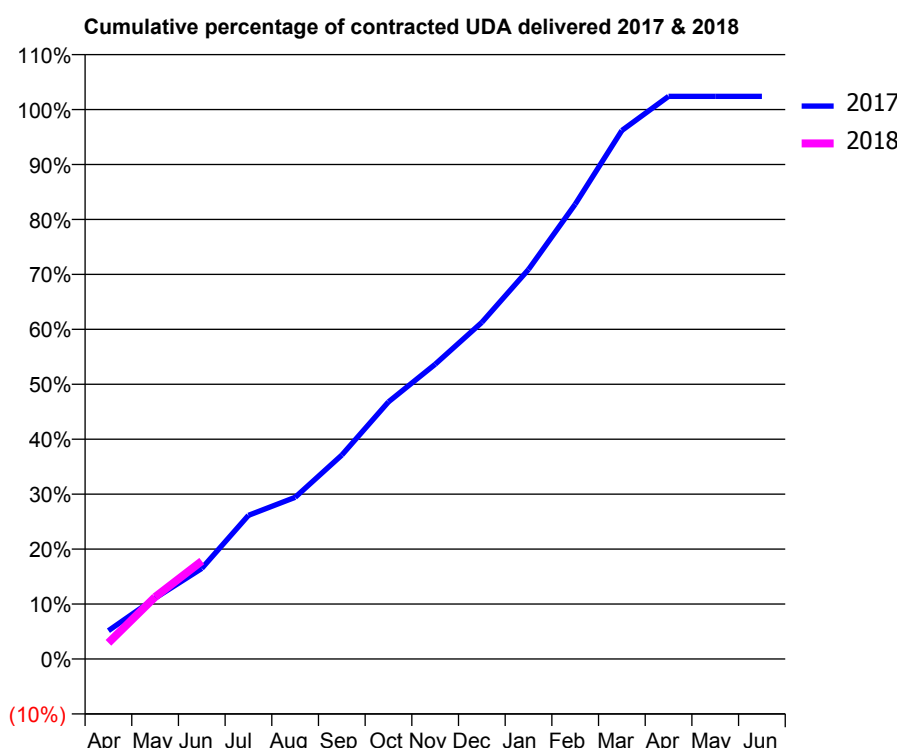
17/18 Contracted general activity (UDA)	5,000
Carry forward general activity (UDA)	0
17/18 Contracted orthodontic activity (UOA)	0
Carry forward orthodontic activity (UOA)	0
Baseline contract value	£125,559.76

ACCESS*

Patients seen in 24 months	Total	Change since previous quarter
Quarter ending June 2016	1,218	
Quarter ending September 2016	1,201	↓
Quarter ending December 2016	1,201	→
Quarter ending March 2017	1,311	↑
Quarter ending June 2017	1,337	→
Variance since June 2016	9.8%	↑



ACTIVITY



Adjusted Scheduled Activity (UDA)		
Month	2017	2018
April	257	147
May	554	565
June	824	891
July	1,308	
August	1,471	
September	1,856	
October	2,339	
November	2,683	
December	3,063	
January	3,545	
February	4,138	
March	4,809	
April	5,120	
May	5,120	
June	5,120	

QUALITY

	Quantity	Base Number	Contract	AT	Region	England
% of FP17s for the same patient ID Re-attending within 3 months - Children	13	125	10.4%	9.4%	11.6%	12.0%
% of FP17s for the same patient ID Re-attending within 3 months - Adults	83	381	21.8%	15.1%	15.9%	16.0%
% of FP17s for the same patient ID Re-attending between 3 & 9 months - Children	80	125	64.0%	59.5%	60.4%	58.0%
% of FP17s for the same patient ID Re-attending between 3 & 9 months - Adults	217	381	57.0%	51.8%	52.3%	50.9%
% of FP17s for Band 1 Urgent Courses	38	401	9.5%	9.5%	9.5%	9.1%
% of FP17s Relating to Free Repair or Replacements	9	401	2.2%	0.6%	0.7%	0.8%
% of FP17s Relating to Continuations	2	401	0.5%	1.0%	1.0%	1.1%
% of Patients satisfied with the dentistry they have received	4	4	N/A	90.8%	91.9%	91.7%
% of Patients satisfied with the time they had to wait for an appointment	4	4	N/A	87.8%	88.0%	88.0%

* This is based on patients treated on this contract for their most recent course of treatment. Figures in italics indicate the base number of FP17s or Patient Questionnaire responses are less than 100. N/A is shown where the base number of responses is less than 10 during the period. % is calculated as Quantity/Base number*100

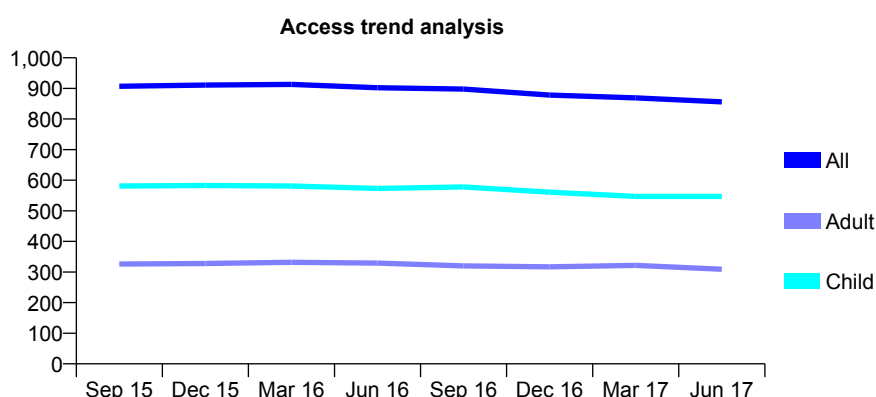
Q68 - Vital Signs At a Glance Contract Report for 898872/0001 - June 2017

Name or company name	Nigel Paul Willis & Mark Stuart Wright
Contract type name	GDS Contract
Purpose of contract	General
Contract start date	01/04/2006
Contract end date	

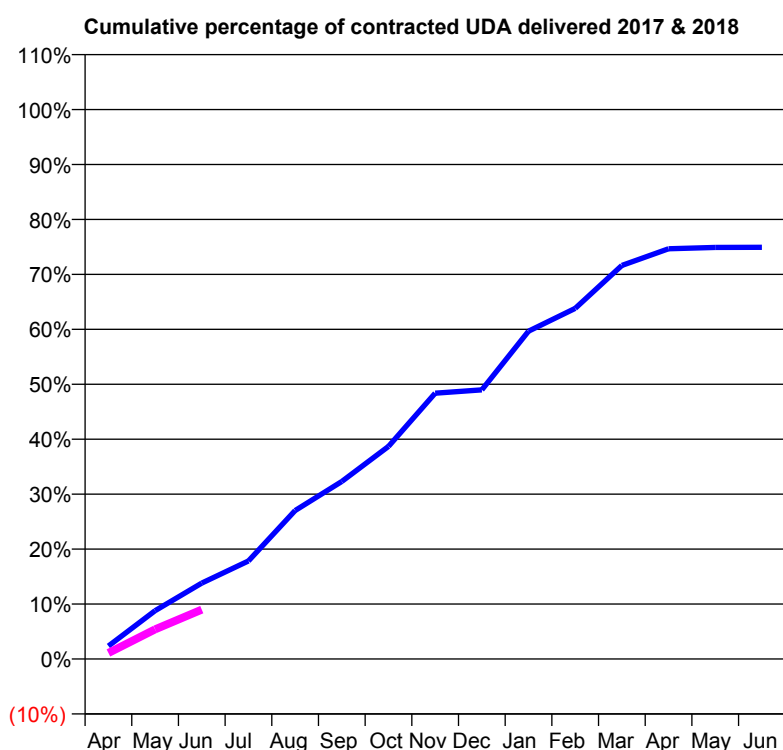
17/18 Contracted general activity (UDA)	3,800
Carry forward general activity (UDA)	0
17/18 Contracted orthodontic activity (UOA)	0
Carry forward orthodontic activity (UOA)	0
Baseline contract value	£110,758.67

ACCESS*

Patients seen in 24 months	Total	Change since previous quarter
Quarter ending June 2016	902	
Quarter ending September 2016	898	→
Quarter ending December 2016	878	↓
Quarter ending March 2017	869	↓
Quarter ending June 2017	856	↓
Variance since June 2016	(5.1%)	↓



ACTIVITY



Adjusted Scheduled Activity (UDA)		
Month	2017	2018
April	90	42
May	334	205
June	526	341
July	679	
August	1,027	
September	1,228	
October	1,470	
November	1,838	
December	1,861	
January	2,267	
February	2,425	
March	2,721	
April	2,837	
May	2,846	
June	2,847	

QUALITY

	Quantity	Base Number	Contract	AT	Region	England
% of FP17s for the same patient ID Re-attending within 3 months - Children	25	195	12.8%	9.4%	11.6%	12.0%
% of FP17s for the same patient ID Re-attending within 3 months - Adults	10	60	16.7%	15.1%	15.9%	16.0%
% of FP17s for the same patient ID Re-attending between 3 & 9 months - Children	122	195	62.6%	59.5%	60.4%	58.0%
% of FP17s for the same patient ID Re-attending between 3 & 9 months - Adults	29	60	48.3%	51.8%	52.3%	50.9%
% of FP17s for Band 1 Urgent Courses	1	181	0.6%	9.5%	9.5%	9.1%
% of FP17s Relating to Free Repair or Replacements	0	181	0.0%	0.6%	0.7%	0.8%
% of FP17s Relating to Continuations	1	181	0.6%	1.0%	1.0%	1.1%
% of Patients satisfied with the dentistry they have received	0	0	N/A	90.8%	91.9%	91.7%
% of Patients satisfied with the time they had to wait for an appointment	0	0	N/A	87.8%	88.0%	88.0%

* This is based on patients treated on this contract for their most recent course of treatment. Figures in italics indicate the base number of FP17s or Patient Questionnaire responses are less than 100. N/A is shown where the base number of responses is less than 10 during the period. % is calculated as Quantity/Base number*100

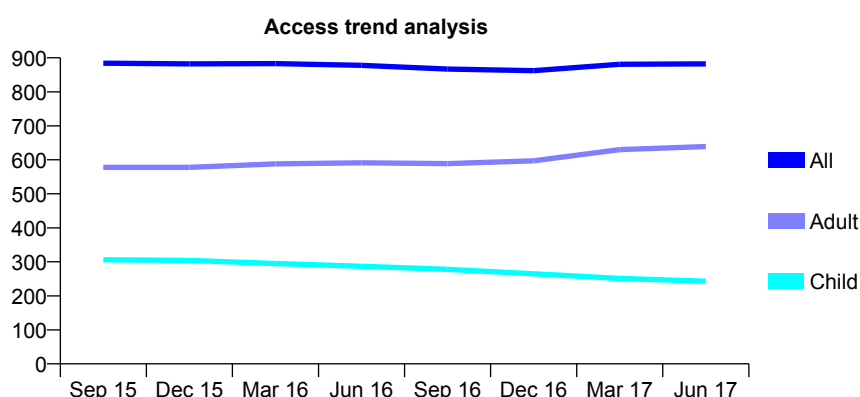
Q68 - Vital Signs At a Glance Contract Report for 906301/0001 - June 2017

Name or company name	Stoneylands Dental Practice
Contract type name	GDS Contract
Purpose of contract	General
Contract start date	01/04/2006
Contract end date	

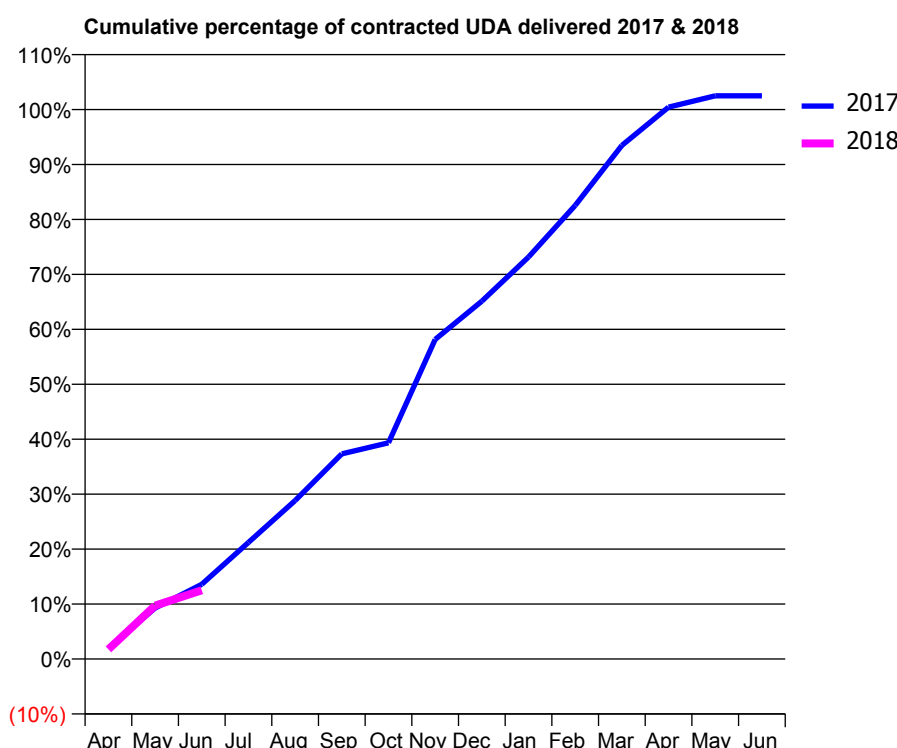
17/18 Contracted general activity (UDA)	2,000
Carry forward general activity (UDA)	0
17/18 Contracted orthodontic activity (UOA)	0
Carry forward orthodontic activity (UOA)	0
Baseline contract value	£43,795.35

ACCESS*

Patients seen in 24 months	Total	Change since previous quarter
Quarter ending June 2016	878	
Quarter ending September 2016	867	↓
Quarter ending December 2016	862	→
Quarter ending March 2017	881	↑
Quarter ending June 2017	882	→
Variance since June 2016	0.5%	→



ACTIVITY



Month	Adjusted Scheduled Activity (UDA)	
	2017	2018
April	40	35
May	185	194
June	272	250
July	425	
August	577	
September	747	
October	787	
November	1,163	
December	1,303	
January	1,463	
February	1,651	
March	1,869	
April	2,008	
May	2,050	
June	2,050	

QUALITY

	Quantity	Base Number	Contract	AT	Region	England
% of FP17s for the same patient ID Re-attending within 3 months - Children	3	72	4.2%	9.4%	11.6%	12.0%
% of FP17s for the same patient ID Re-attending within 3 months - Adults	24	154	15.6%	15.1%	15.9%	16.0%
% of FP17s for the same patient ID Re-attending between 3 & 9 months - Children	36	72	50.0%	59.5%	60.4%	58.0%
% of FP17s for the same patient ID Re-attending between 3 & 9 months - Adults	59	154	38.3%	51.8%	52.3%	50.9%
% of FP17s for Band 1 Urgent Courses	6	149	4.0%	9.5%	9.5%	9.1%
% of FP17s Relating to Free Repair or Replacements	0	149	0.0%	0.6%	0.7%	0.8%
% of FP17s Relating to Continuations	1	149	0.7%	1.0%	1.0%	1.1%
% of Patients satisfied with the dentistry they have received	0	0	N/A	90.8%	91.9%	91.7%
% of Patients satisfied with the time they had to wait for an appointment	0	0	N/A	87.8%	88.0%	88.0%

* This is based on patients treated on this contract for their most recent course of treatment. Figures in italics indicate the base number of FP17s or Patient Questionnaire responses are less than 100. N/A is shown where the base number of responses is less than 10 during the period. % is calculated as Quantity/Base number*100

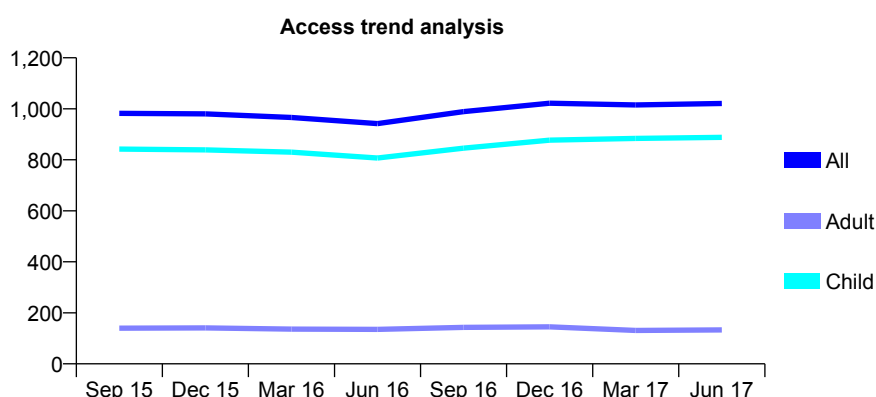
Q68 - Vital Signs At a Glance Contract Report for 906743/0001 - June 2017

Name or company name	MR PS NAYLER
Contract type name	GDS Contract
Purpose of contract	General
Contract start date	01/04/2006
Contract end date	

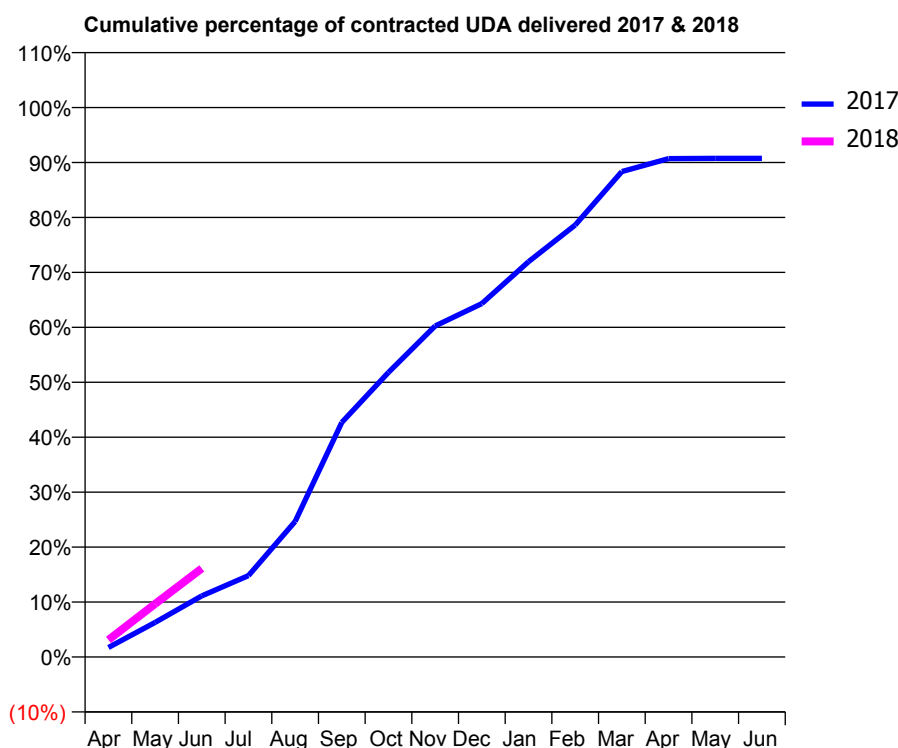
17/18 Contracted general activity (UDA)	1,799
Carry forward general activity (UDA)	0
17/18 Contracted orthodontic activity (UOA)	0
Carry forward orthodontic activity (UOA)	0
Baseline contract value	£38,285.71

ACCESS*

Patients seen in 24 months	Total	Change since previous quarter
Quarter ending June 2016	942	
Quarter ending September 2016	989	↑
Quarter ending December 2016	1,022	↑
Quarter ending March 2017	1,015	→
Quarter ending June 2017	1,021	→
Variance since June 2016	8.4%	↑



ACTIVITY



Adjusted Scheduled Activity (UDA)		
Month	2017	2018
April	31	56
May	113	174
June	200	290
July	266	
August	444	
September	768	
October	932	
November	1,084	
December	1,157	
January	1,294	
February	1,414	
March	1,589	
April	1,632	
May	1,633	
June	1,633	

QUALITY

	Quantity	Base Number	Contract	AT	Region	England
% of FP17s for the same patient ID Re-attending within 3 months - Children	6	250	2.4%	9.4%	11.6%	12.0%
% of FP17s for the same patient ID Re-attending within 3 months - Adults	0	16	0.0%	15.1%	15.9%	16.0%
% of FP17s for the same patient ID Re-attending between 3 & 9 months - Children	137	250	54.8%	59.5%	60.4%	58.0%
% of FP17s for the same patient ID Re-attending between 3 & 9 months - Adults	9	16	56.3%	51.8%	52.3%	50.9%
% of FP17s for Band 1 Urgent Courses	1	240	0.4%	9.5%	9.5%	9.1%
% of FP17s Relating to Free Repair or Replacements	0	240	0.0%	0.6%	0.7%	0.8%
% of FP17s Relating to Continuations	0	240	0.0%	1.0%	1.0%	1.1%
% of Patients satisfied with the dentistry they have received	0	0	N/A	90.8%	91.9%	91.7%
% of Patients satisfied with the time they had to wait for an appointment	0	0	N/A	87.8%	88.0%	88.0%

* This is based on patients treated on this contract for their most recent course of treatment. Figures in italics indicate the base number of FP17s or Patient Questionnaire responses are less than 100. N/A is shown where the base number of responses is less than 10 during the period. % is calculated as Quantity/Base number*100

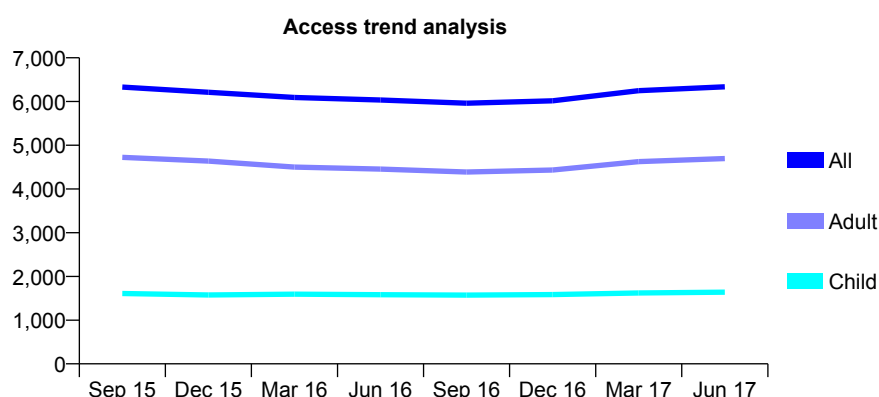
Q68 - Vital Signs At a Glance Contract Report for 906956/0002 - June 2017

Name or company name	MR KW GREY
Contract type name	GDS Contract
Purpose of contract	General
Contract start date	01/04/2006
Contract end date	

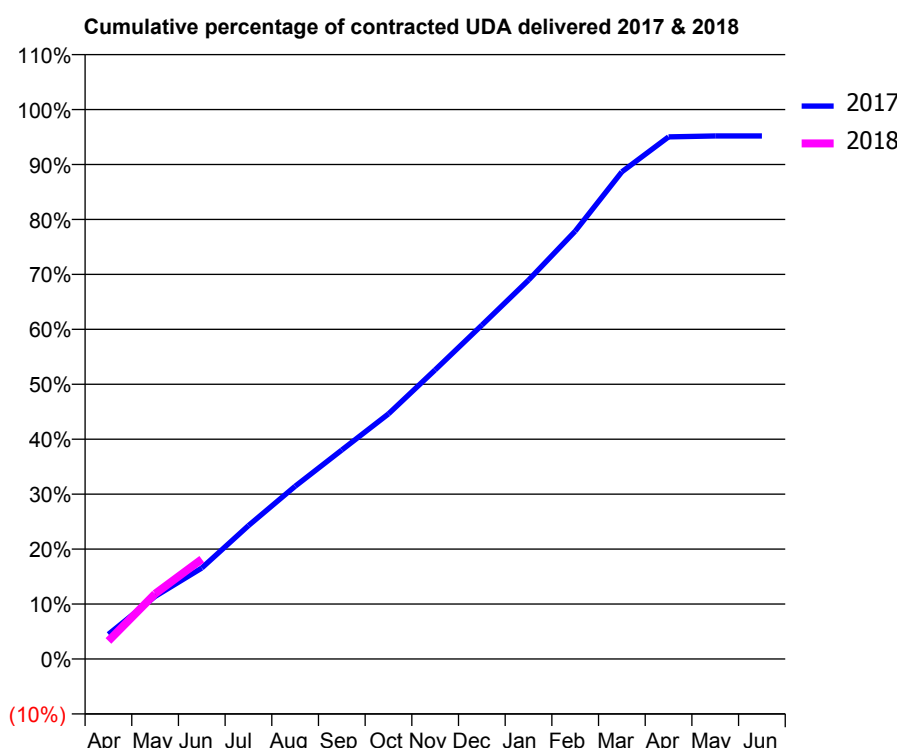
17/18 Contracted general activity (UDA)	21,423
Carry forward general activity (UDA)	0
17/18 Contracted orthodontic activity (UOA)	0
Carry forward orthodontic activity (UOA)	0
Baseline contract value	£627,810.57

ACCESS*

Patients seen in 24 months	Total	Change since previous quarter
Quarter ending June 2016	6,035	
Quarter ending September 2016	5,960	↓
Quarter ending December 2016	6,016	→
Quarter ending March 2017	6,247	↑
Quarter ending June 2017	6,337	→
Variance since June 2016	5.0%	↑



ACTIVITY



Adjusted Scheduled Activity (UDA)		
Month	2017	2018
April	964	706
May	2,440	2,547
June	3,550	3,894
July	5,202	
August	6,734	
September	8,147	
October	9,559	
November	11,273	
December	13,017	
January	14,773	
February	16,682	
March	18,995	
April	20,356	
May	20,391	
June	20,394	

QUALITY

	Quantity	Base Number	Contract	AT	Region	England
% of FP17s for the same patient ID Re-attending within 3 months - Children	18	440	4.1%	9.4%	11.6%	12.0%
% of FP17s for the same patient ID Re-attending within 3 months - Adults	216	1,443	15.0%	15.1%	15.9%	16.0%
% of FP17s for the same patient ID Re-attending between 3 & 9 months - Children	169	440	38.4%	59.5%	60.4%	58.0%
% of FP17s for the same patient ID Re-attending between 3 & 9 months - Adults	519	1,443	36.0%	51.8%	52.3%	50.9%
% of FP17s for Band 1 Urgent Courses	103	1,251	8.2%	9.5%	9.5%	9.1%
% of FP17s Relating to Free Repair or Replacements	13	1,251	1.0%	0.6%	0.7%	0.8%
% of FP17s Relating to Continuations	5	1,251	0.4%	1.0%	1.0%	1.1%
% of Patients satisfied with the dentistry they have received	11	13	84.6%	90.8%	91.9%	91.7%
% of Patients satisfied with the time they had to wait for an appointment	11	13	84.6%	87.8%	88.0%	88.0%

* This is based on patients treated on this contract for their most recent course of treatment. Figures in italics indicate the base number of FP17s or Patient Questionnaire responses are less than 100. N/A is shown where the base number of responses is less than 10 during the period. % is calculated as Quantity/Base number*100

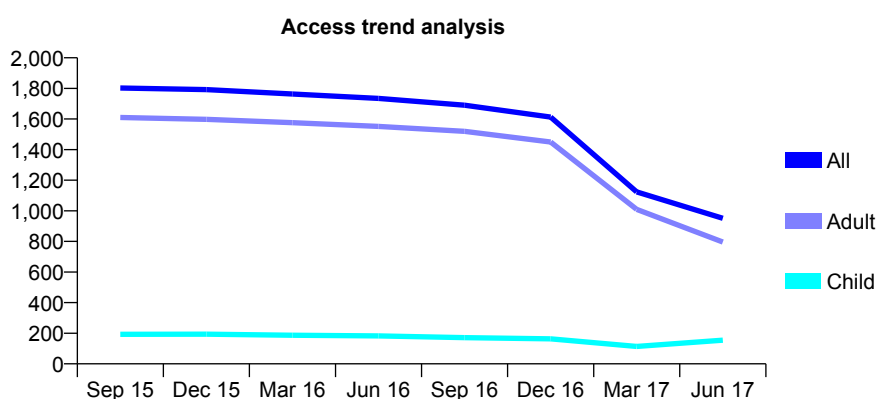
Q68 - Vital Signs At a Glance Contract Report for 907707/0001 - June 2017

Name or company name	Dental Surgery Partnership
Contract type name	GDS Contract
Purpose of contract	General
Contract start date	01/04/2006
Contract end date	

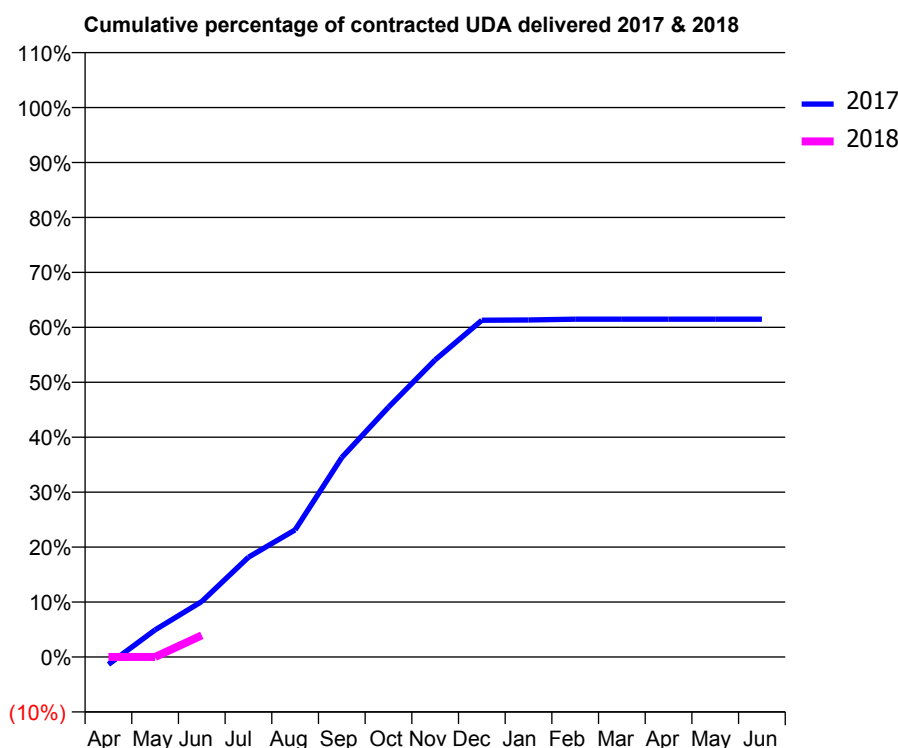
17/18 Contracted general activity (UDA)	6,857
Carry forward general activity (UDA)	0
17/18 Contracted orthodontic activity (UOA)	0
Carry forward orthodontic activity (UOA)	0
Baseline contract value	£164,223.40

ACCESS*

Patients seen in 24 months	Total	Change since previous quarter
Quarter ending June 2016	1,735	
Quarter ending September 2016	1,690	↓
Quarter ending December 2016	1,613	↓
Quarter ending March 2017	1,124	↓
Quarter ending June 2017	951	↓
Variance since June 2016	(45.2%)	↓



ACTIVITY



Adjusted Scheduled Activity (UDA)		
Month	2017	2018
April	-94	0
May	339	0
June	693	270
July	1,246	
August	1,587	
September	2,490	
October	3,117	
November	3,708	
December	4,203	
January	4,206	
February	4,215	
March	4,215	
April	4,215	
May	4,215	
June	4,215	

QUALITY

	Quantity	Base Number	Contract	AT	Region	England
% of FP17s for the same patient ID Re-attending within 3 months - Children	0	56	0.0%	9.4%	11.6%	12.0%
% of FP17s for the same patient ID Re-attending within 3 months - Adults	0	100	0.0%	15.1%	15.9%	16.0%
% of FP17s for the same patient ID Re-attending between 3 & 9 months - Children	1	56	1.8%	59.5%	60.4%	58.0%
% of FP17s for the same patient ID Re-attending between 3 & 9 months - Adults	2	100	2.0%	51.8%	52.3%	50.9%
% of FP17s for Band 1 Urgent Courses	28	156	17.9%	9.5%	9.5%	9.1%
% of FP17s Relating to Free Repair or Replacements	0	156	0.0%	0.6%	0.7%	0.8%
% of FP17s Relating to Continuations	0	156	0.0%	1.0%	1.0%	1.1%
% of Patients satisfied with the dentistry they have received	2	2	N/A	90.8%	91.9%	91.7%
% of Patients satisfied with the time they had to wait for an appointment	2	2	N/A	87.8%	88.0%	88.0%

* This is based on patients treated on this contract for their most recent course of treatment. Figures in italics indicate the base number of FP17s or Patient Questionnaire responses are less than 100. N/A is shown where the base number of responses is less than 10 during the period. % is calculated as Quantity/Base number*100

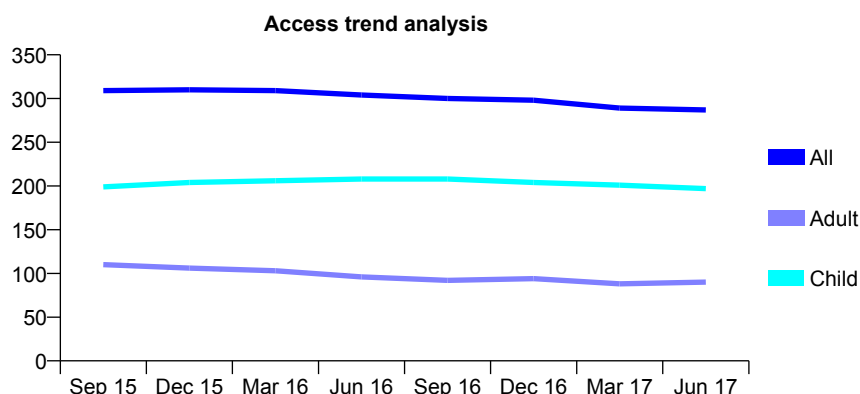
Q68 - Vital Signs At a Glance Contract Report for 911445/0001 - June 2017

Name or company name	MR JE REED
Contract type name	GDS Contract
Purpose of contract	General
Contract start date	01/04/2006
Contract end date	

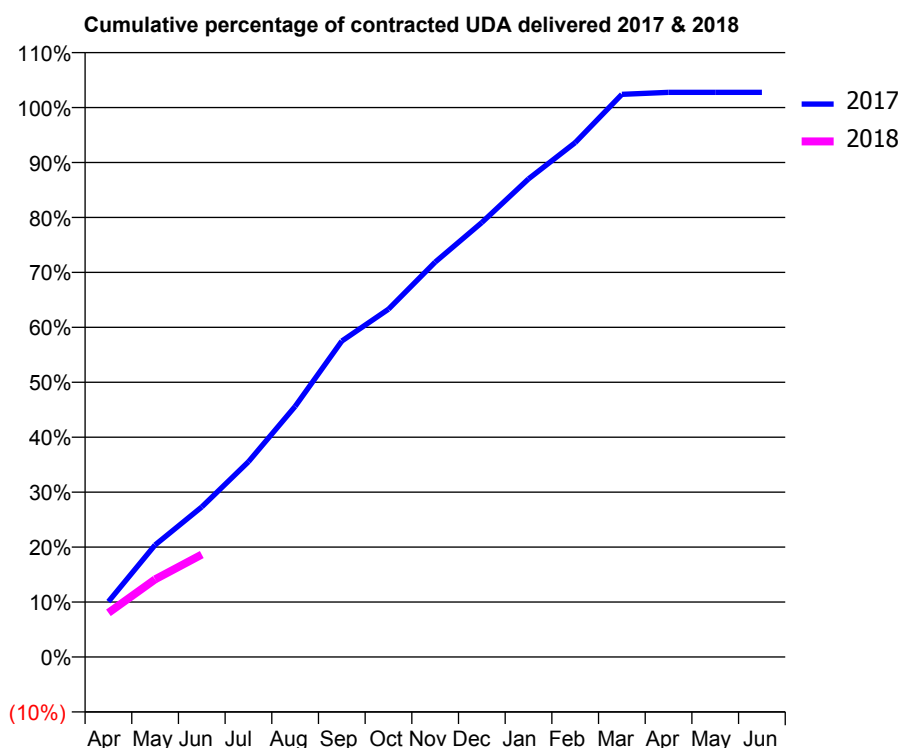
17/18 Contracted general activity (UDA)	825
Carry forward general activity (UDA)	0
17/18 Contracted orthodontic activity (UOA)	0
Carry forward orthodontic activity (UOA)	0
Baseline contract value	£20,212.76

ACCESS*

Patients seen in 24 months	Total	Change since previous quarter
Quarter ending June 2016	304	
Quarter ending September 2016	300	↓
Quarter ending December 2016	298	→
Quarter ending March 2017	289	↓
Quarter ending June 2017	287	→
Variance since June 2016	(5.6%)	↓



ACTIVITY



Adjusted Scheduled Activity (UDA)		
Month	2017	2018
April	83	66
May	168	117
June	225	154
July	293	
August	376	
September	474	
October	522	
November	593	
December	652	
January	718	
February	772	
March	845	
April	848	
May	848	
June	848	

QUALITY

	Quantity	Base Number	Contract	AT	Region	England
% of FP17s for the same patient ID Re-attending within 3 months - Children	9	96	9.4%	9.4%	11.6%	12.0%
% of FP17s for the same patient ID Re-attending within 3 months - Adults	2	17	11.8%	15.1%	15.9%	16.0%
% of FP17s for the same patient ID Re-attending between 3 & 9 months - Children	61	96	63.5%	59.5%	60.4%	58.0%
% of FP17s for the same patient ID Re-attending between 3 & 9 months - Adults	9	17	52.9%	51.8%	52.3%	50.9%
% of FP17s for Band 1 Urgent Courses	4	110	3.6%	9.5%	9.5%	9.1%
% of FP17s Relating to Free Repair or Replacements	0	110	0.0%	0.6%	0.7%	0.8%
% of FP17s Relating to Continuations	0	110	0.0%	1.0%	1.0%	1.1%
% of Patients satisfied with the dentistry they have received	0	0	N/A	90.8%	91.9%	91.7%
% of Patients satisfied with the time they had to wait for an appointment	0	0	N/A	87.8%	88.0%	88.0%

* This is based on patients treated on this contract for their most recent course of treatment. Figures in italics indicate the base number of FP17s or Patient Questionnaire responses are less than 100. N/A is shown where the base number of responses is less than 10 during the period. % is calculated as Quantity/Base number*100

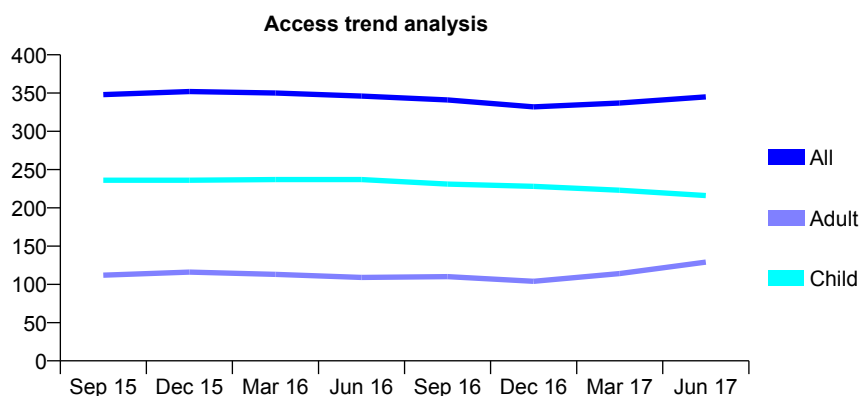
Q68 - Vital Signs At a Glance Contract Report for 911607/0001 - June 2017

Name or company name	MR NJ MARSHALL
Contract type name	GDS Contract
Purpose of contract	General
Contract start date	01/04/2006
Contract end date	

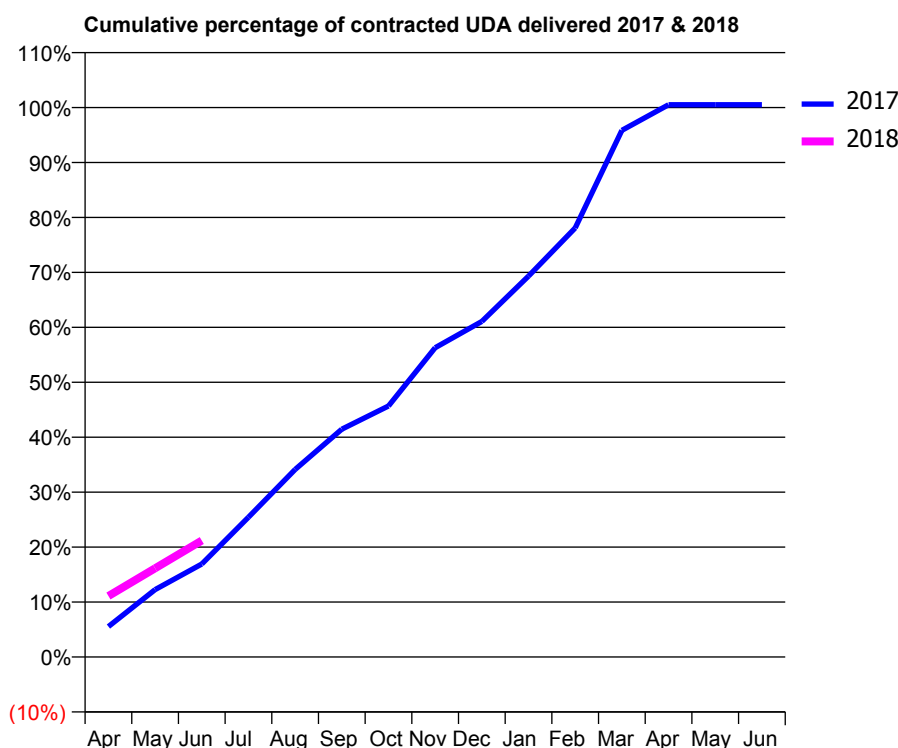
17/18 Contracted general activity (UDA)	756
Carry forward general activity (UDA)	0
17/18 Contracted orthodontic activity (UOA)	0
Carry forward orthodontic activity (UOA)	0
Baseline contract value	£16,748.42

ACCESS*

Patients seen in 24 months	Total	Change since previous quarter
Quarter ending June 2016	346	
Quarter ending September 2016	341	↓
Quarter ending December 2016	332	↓
Quarter ending March 2017	337	→
Quarter ending June 2017	345	↑
Variance since June 2016	(0.3%)	→



ACTIVITY



Adjusted Scheduled Activity (UDA)		
Month	2017	2018
April	42	84
May	93	122
June	128	160
July	192	
August	258	
September	313	
October	345	
November	426	
December	462	
January	524	
February	590	
March	725	
April	760	
May	760	
June	760	

QUALITY

	Quantity	Base Number	Contract	AT	Region	England
% of FP17s for the same patient ID Re-attending within 3 months - Children	2	73	2.7%	9.4%	11.6%	12.0%
% of FP17s for the same patient ID Re-attending within 3 months - Adults	3	35	8.6%	15.1%	15.9%	16.0%
% of FP17s for the same patient ID Re-attending between 3 & 9 months - Children	49	73	67.1%	59.5%	60.4%	58.0%
% of FP17s for the same patient ID Re-attending between 3 & 9 months - Adults	21	35	60.0%	51.8%	52.3%	50.9%
% of FP17s for Band 1 Urgent Courses	1	89	1.1%	9.5%	9.5%	9.1%
% of FP17s Relating to Free Repair or Replacements	0	89	0.0%	0.6%	0.7%	0.8%
% of FP17s Relating to Continuations	0	89	0.0%	1.0%	1.0%	1.1%
% of Patients satisfied with the dentistry they have received	0	0	N/A	90.8%	91.9%	91.7%
% of Patients satisfied with the time they had to wait for an appointment	0	0	N/A	87.8%	88.0%	88.0%

* This is based on patients treated on this contract for their most recent course of treatment. Figures in italics indicate the base number of FP17s or Patient Questionnaire responses are less than 100. N/A is shown where the base number of responses is less than 10 during the period. % is calculated as Quantity/Base number*100

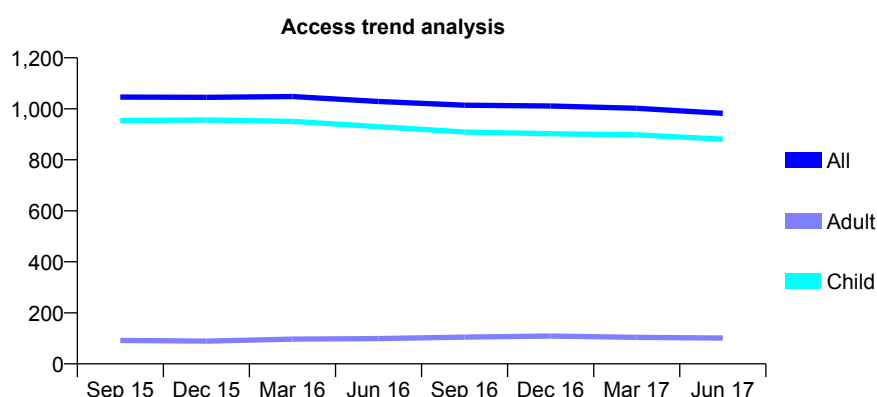
Q68 - Vital Signs At a Glance Contract Report for 913219/0001 - June 2017

Name or company name	MR AO REEVES
Contract type name	GDS Contract
Purpose of contract	General
Contract start date	01/04/2006
Contract end date	

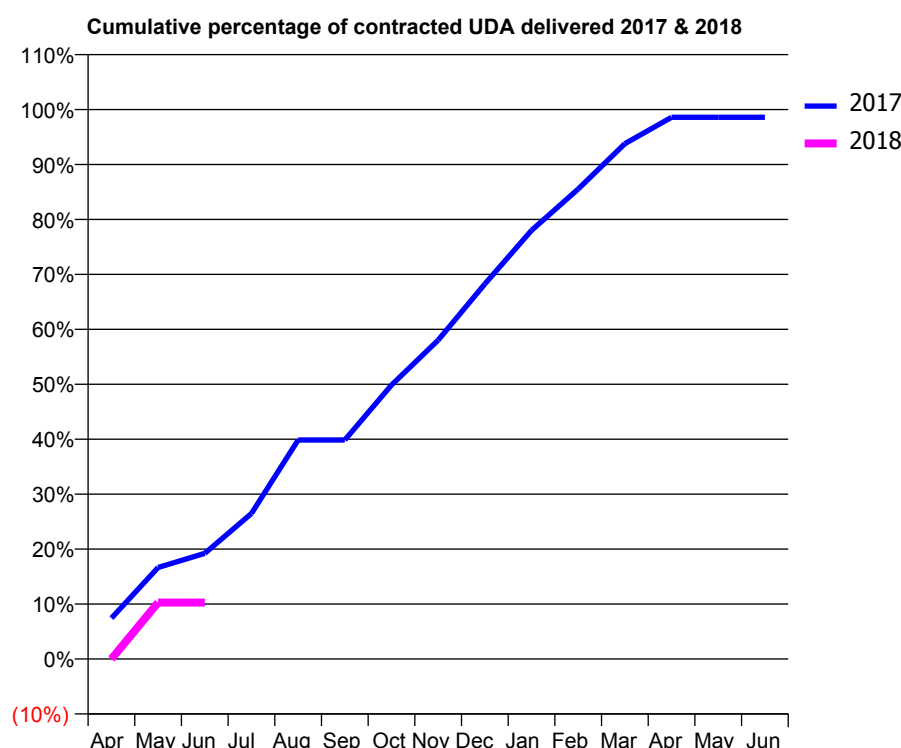
17/18 Contracted general activity (UDA)	1,987
Carry forward general activity (UDA)	0
17/18 Contracted orthodontic activity (UOA)	0
Carry forward orthodontic activity (UOA)	0
Baseline contract value	£44,155.12

ACCESS*

Patients seen in 24 months	Total	Change since previous quarter
Quarter ending June 2016	1,029	
Quarter ending September 2016	1,014	↓
Quarter ending December 2016	1,011	→
Quarter ending March 2017	1,002	→
Quarter ending June 2017	982	↓
Variance since June 2016	(4.6%)	↓



ACTIVITY



Adjusted Scheduled Activity (UDA)		
Month	2017	2018
April	148	0
May	331	204
June	382	204
July	526	
August	792	
September	792	
October	991	
November	1,153	
December	1,356	
January	1,550	
February	1,699	
March	1,863	
April	1,959	
May	1,959	
June	1,959	

QUALITY

	Quantity	Base Number	Contract	AT	Region	England
% of FP17s for the same patient ID Re-attending within 3 months - Children	12	230	5.2%	9.4%	11.6%	12.0%
% of FP17s for the same patient ID Re-attending within 3 months - Adults	0	0	N/A	15.1%	15.9%	16.0%
% of FP17s for the same patient ID Re-attending between 3 & 9 months - Children	181	230	78.7%	59.5%	60.4%	58.0%
% of FP17s for the same patient ID Re-attending between 3 & 9 months - Adults	0	0	N/A	51.8%	52.3%	50.9%
% of FP17s for Band 1 Urgent Courses	7	165	4.2%	9.5%	9.5%	9.1%
% of FP17s Relating to Free Repair or Replacements	0	165	0.0%	0.6%	0.7%	0.8%
% of FP17s Relating to Continuations	0	165	0.0%	1.0%	1.0%	1.1%
% of Patients satisfied with the dentistry they have received	0	0	N/A	90.8%	91.9%	91.7%
% of Patients satisfied with the time they had to wait for an appointment	0	0	N/A	87.8%	88.0%	88.0%

* This is based on patients treated on this contract for their most recent course of treatment. Figures in italics indicate the base number of FP17s or Patient Questionnaire responses are less than 100. N/A is shown where the base number of responses is less than 10 during the period. % is calculated as Quantity/Base number*100

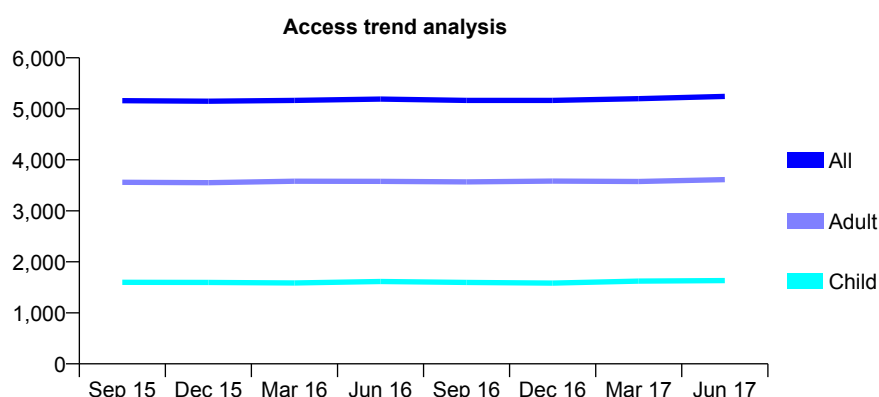
Q68 - Vital Signs At a Glance Contract Report for 913553/0001 - June 2017

Name or company name	MR AM BROWN
Contract type name	GDS Contract
Purpose of contract	General
Contract start date	01/04/2006
Contract end date	

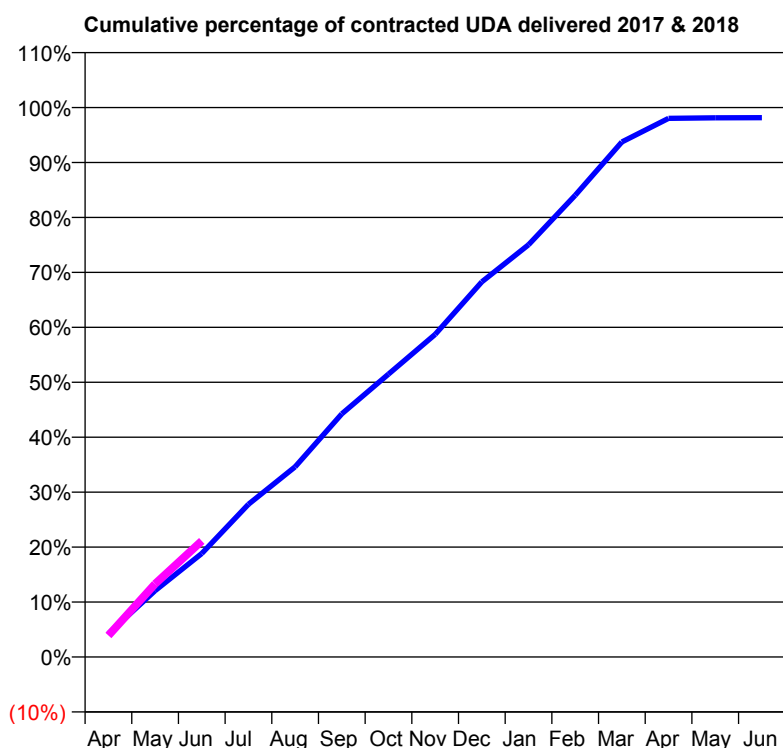
17/18 Contracted general activity (UDA)	11,982
Carry forward general activity (UDA)	0
17/18 Contracted orthodontic activity (UOA)	0
Carry forward orthodontic activity (UOA)	0
Baseline contract value	£280,263.81

ACCESS*

Patients seen in 24 months	Total	Change since previous quarter
Quarter ending June 2016	5,192	
Quarter ending September 2016	5,165	→
Quarter ending December 2016	5,166	→
Quarter ending March 2017	5,199	→
Quarter ending June 2017	5,244	→
Variance since June 2016	1.0%	→



ACTIVITY



Adjusted Scheduled Activity (UDA)		
Month	2017	2018
April	510	469
May	1,447	1,594
June	2,256	2,532
July	3,332	
August	4,148	
September	5,303	
October	6,169	
November	7,034	
December	8,182	
January	8,989	
February	10,067	
March	11,229	
April	11,745	
May	11,757	
June	11,761	

QUALITY

	Quantity	Base Number	Contract	AT	Region	England
% of FP17s for the same patient ID Re-attending within 3 months - Children	38	665	5.7%	9.4%	11.6%	12.0%
% of FP17s for the same patient ID Re-attending within 3 months - Adults	131	1,224	10.7%	15.1%	15.9%	16.0%
% of FP17s for the same patient ID Re-attending between 3 & 9 months - Children	442	665	66.5%	59.5%	60.4%	58.0%
% of FP17s for the same patient ID Re-attending between 3 & 9 months - Adults	652	1,224	53.3%	51.8%	52.3%	50.9%
% of FP17s for Band 1 Urgent Courses	124	1,583	7.8%	9.5%	9.5%	9.1%
% of FP17s Relating to Free Repair or Replacements	2	1,583	0.1%	0.6%	0.7%	0.8%
% of FP17s Relating to Continuations	1	1,583	0.1%	1.0%	1.0%	1.1%
% of Patients satisfied with the dentistry they have received	5	5	N/A	90.8%	91.9%	91.7%
% of Patients satisfied with the time they had to wait for an appointment	5	5	N/A	87.8%	88.0%	88.0%

* This is based on patients treated on this contract for their most recent course of treatment. Figures in italics indicate the base number of FP17s or Patient Questionnaire responses are less than 100. N/A is shown where the base number of responses is less than 10 during the period. % is calculated as Quantity/Base number*100

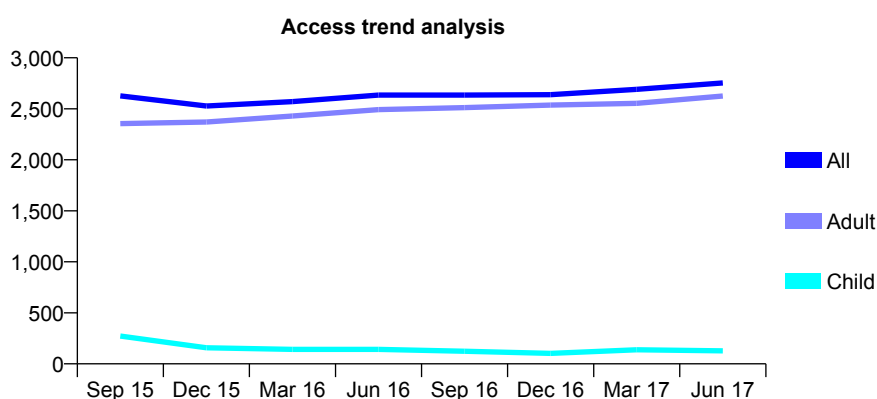
Q68 - Vital Signs At a Glance Contract Report for 914673/0002 - June 2017

Name or company name	MR M SEIFOURI
Contract type name	GDS Contract
Purpose of contract	General
Contract start date	01/08/2011
Contract end date	

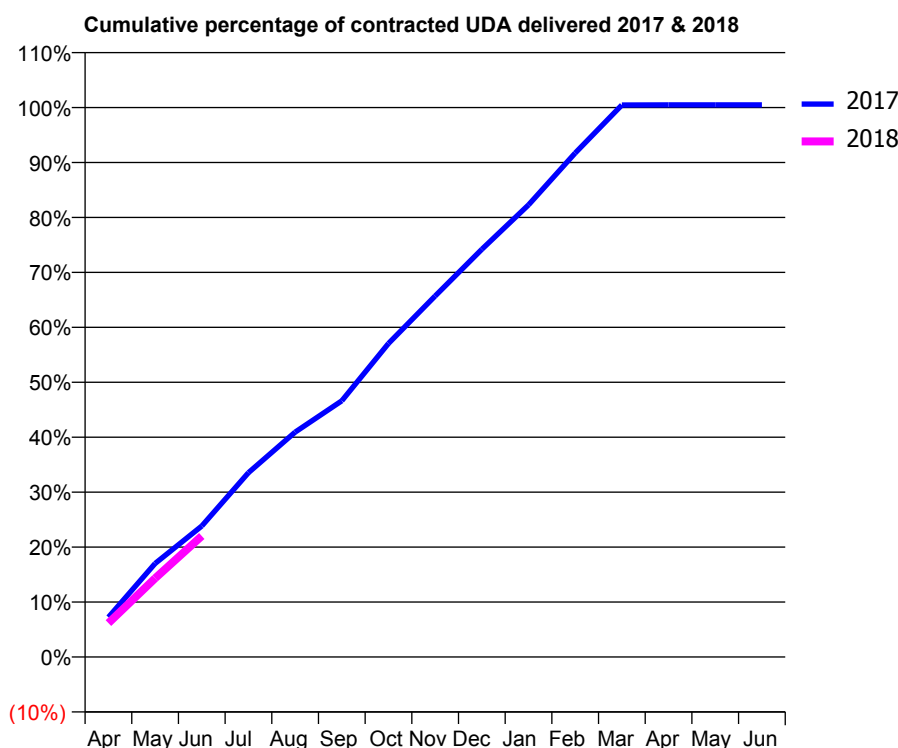
17/18 Contracted general activity (UDA)	7,753
Carry forward general activity (UDA)	0
17/18 Contracted orthodontic activity (UOA)	0
Carry forward orthodontic activity (UOA)	0
Baseline contract value	£224,006.68

ACCESS*

Patients seen in 24 months	Total	Change since previous quarter
Quarter ending June 2016	2,634	
Quarter ending September 2016	2,635	→
Quarter ending December 2016	2,639	→
Quarter ending March 2017	2,691	→
Quarter ending June 2017	2,754	↑
Variance since June 2016	4.6%	↑



ACTIVITY



Adjusted Scheduled Activity (UDA)		
Month	2017	2018
April	562	479
May	1,320	1,112
June	1,848	1,707
July	2,602	
August	3,174	
September	3,616	
October	4,423	
November	5,093	
December	5,753	
January	6,379	
February	7,110	
March	7,788	
April	7,790	
May	7,790	
June	7,790	

QUALITY

	Quantity	Base Number	Contract	AT	Region	England
% of FP17s for the same patient ID Re-attending within 3 months - Children	1	23	4.3%	9.4%	11.6%	12.0%
% of FP17s for the same patient ID Re-attending within 3 months - Adults	53	775	6.8%	15.1%	15.9%	16.0%
% of FP17s for the same patient ID Re-attending between 3 & 9 months - Children	2	23	8.7%	59.5%	60.4%	58.0%
% of FP17s for the same patient ID Re-attending between 3 & 9 months - Adults	271	775	35.0%	51.8%	52.3%	50.9%
% of FP17s for Band 1 Urgent Courses	8	796	1.0%	9.5%	9.5%	9.1%
% of FP17s Relating to Free Repair or Replacements	0	796	0.0%	0.6%	0.7%	0.8%
% of FP17s Relating to Continuations	0	796	0.0%	1.0%	1.0%	1.1%
% of Patients satisfied with the dentistry they have received	3	3	N/A	90.8%	91.9%	91.7%
% of Patients satisfied with the time they had to wait for an appointment	3	3	N/A	87.8%	88.0%	88.0%

* This is based on patients treated on this contract for their most recent course of treatment. Figures in italics indicate the base number of FP17s or Patient Questionnaire responses are less than 100. N/A is shown where the base number of responses is less than 10 during the period. % is calculated as Quantity/Base number*100

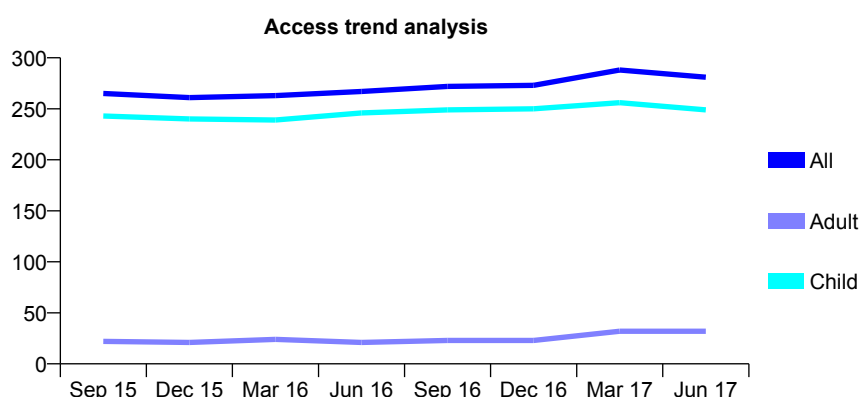
Q68 - Vital Signs At a Glance Contract Report for 916994/0001 - June 2017

Name or company name	MR MD SETTERS
Contract type name	GDS Contract
Purpose of contract	General
Contract start date	01/04/2006
Contract end date	

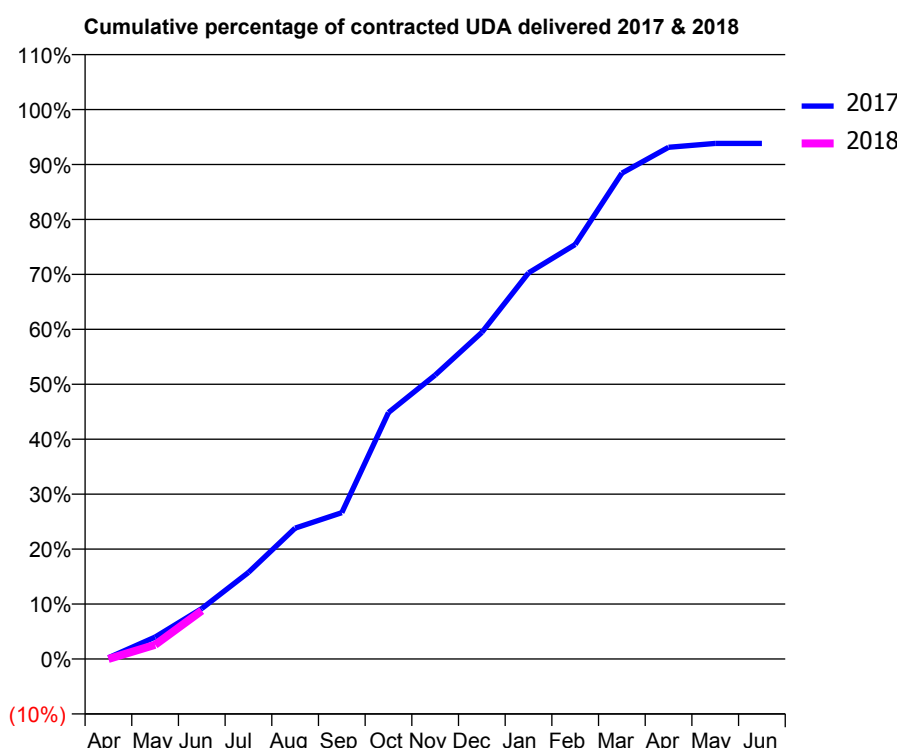
17/18 Contracted general activity (UDA)	425
Carry forward general activity (UDA)	0
17/18 Contracted orthodontic activity (UOA)	0
Carry forward orthodontic activity (UOA)	0
Baseline contract value	£10,301.29

ACCESS*

Patients seen in 24 months	Total	Change since previous quarter
Quarter ending June 2016	267	
Quarter ending September 2016	272	→
Quarter ending December 2016	273	→
Quarter ending March 2017	288	↑
Quarter ending June 2017	281	↓
Variance since June 2016	5.2%	↑



ACTIVITY



Month	Adjusted Scheduled Activity (UDA)	
	2017	2018
April	1	0
May	17	11
June	39	37
July	67	
August	101	
September	113	
October	191	
November	220	
December	253	
January	299	
February	321	
March	376	
April	396	
May	399	
June	399	

QUALITY

	Quantity	Base Number	Contract	AT	Region	England
% of FP17s for the same patient ID Re-attending within 3 months - Children	1	50	2.0%	9.4%	11.6%	12.0%
% of FP17s for the same patient ID Re-attending within 3 months - Adults	0	0	N/A	15.1%	15.9%	16.0%
% of FP17s for the same patient ID Re-attending between 3 & 9 months - Children	29	50	58.0%	59.5%	60.4%	58.0%
% of FP17s for the same patient ID Re-attending between 3 & 9 months - Adults	0	0	N/A	51.8%	52.3%	50.9%
% of FP17s for Band 1 Urgent Courses	2	31	6.5%	9.5%	9.5%	9.1%
% of FP17s Relating to Free Repair or Replacements	0	31	0.0%	0.6%	0.7%	0.8%
% of FP17s Relating to Continuations	0	31	0.0%	1.0%	1.0%	1.1%
% of Patients satisfied with the dentistry they have received	1	1	N/A	90.8%	91.9%	91.7%
% of Patients satisfied with the time they had to wait for an appointment	1	1	N/A	87.8%	88.0%	88.0%

* This is based on patients treated on this contract for their most recent course of treatment. Figures in italics indicate the base number of FP17s or Patient Questionnaire responses are less than 100. N/A is shown where the base number of responses is less than 10 during the period. % is calculated as Quantity/Base number*100

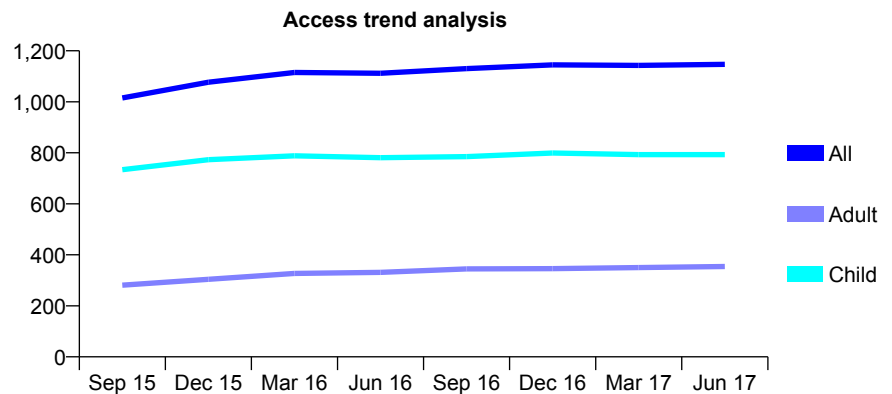
Q68 - Vital Signs At a Glance Contract Report for 917982/0001 - June 2017

Name or company name	MISS M SPEAKMAN
Contract type name	GDS Contract
Purpose of contract	General
Contract start date	01/04/2014
Contract end date	

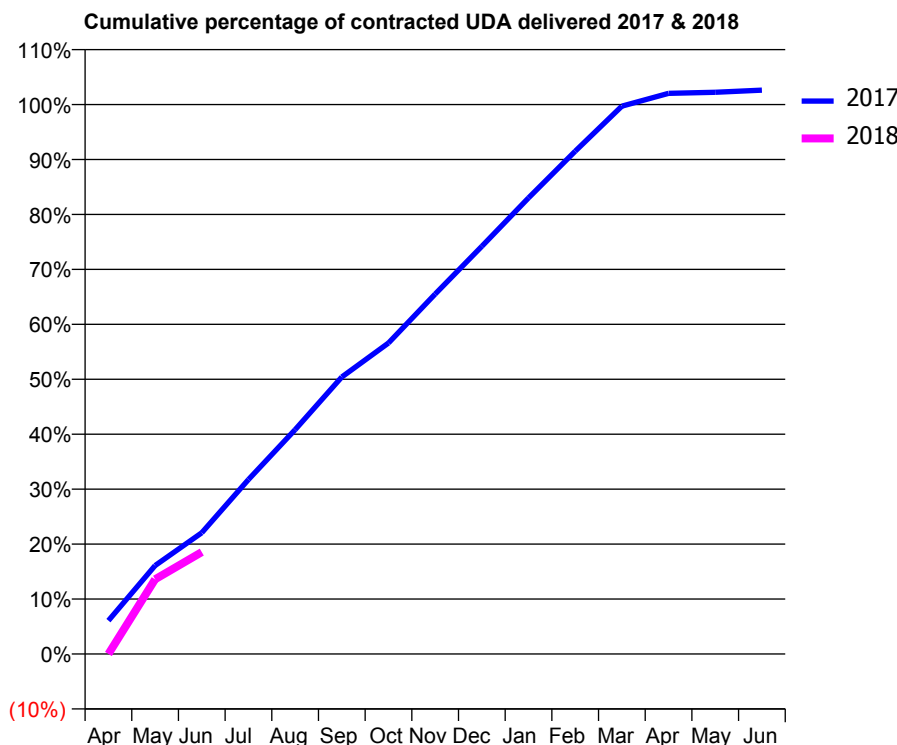
17/18 Contracted general activity (UDA)	2,100
Carry forward general activity (UDA)	0
17/18 Contracted orthodontic activity (UOA)	0
Carry forward orthodontic activity (UOA)	0
Baseline contract value	£46,663.96

ACCESS*

Patients seen in 24 months	Total	Change since previous quarter
Quarter ending June 2016	1,112	
Quarter ending September 2016	1,130	→
Quarter ending December 2016	1,145	→
Quarter ending March 2017	1,143	→
Quarter ending June 2017	1,147	→
Variance since June 2016	3.1%	↑



ACTIVITY



Adjusted Scheduled Activity (UDA)		
Month	2017	2018
April	128	0
May	338	286
June	463	389
July	667	
August	857	
September	1,059	
October	1,189	
November	1,376	
December	1,558	
January	1,743	
February	1,921	
March	2,094	
April	2,143	
May	2,147	
June	2,155	

QUALITY

	Quantity	Base Number	Contract	AT	Region	England
% of FP17s for the same patient ID Re-attending within 3 months - Children	12	270	4.4%	9.4%	11.6%	12.0%
% of FP17s for the same patient ID Re-attending within 3 months - Adults	4	66	6.1%	15.1%	15.9%	16.0%
% of FP17s for the same patient ID Re-attending between 3 & 9 months - Children	183	270	67.8%	59.5%	60.4%	58.0%
% of FP17s for the same patient ID Re-attending between 3 & 9 months - Adults	41	66	62.1%	51.8%	52.3%	50.9%
% of FP17s for Band 1 Urgent Courses	17	287	5.9%	9.5%	9.5%	9.1%
% of FP17s Relating to Free Repair or Replacements	0	287	0.0%	0.6%	0.7%	0.8%
% of FP17s Relating to Continuations	0	287	0.0%	1.0%	1.0%	1.1%
% of Patients satisfied with the dentistry they have received	4	4	N/A	90.8%	91.9%	91.7%
% of Patients satisfied with the time they had to wait for an appointment	4	4	N/A	87.8%	88.0%	88.0%

* This is based on patients treated on this contract for their most recent course of treatment. Figures in italics indicate the base number of FP17s or Patient Questionnaire responses are less than 100. N/A is shown where the base number of responses is less than 10 during the period. % is calculated as Quantity/Base number*100

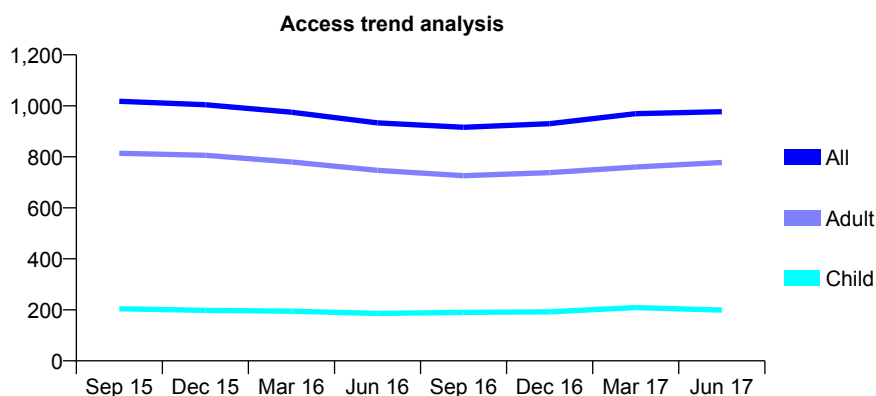
Q68 - Vital Signs At a Glance Contract Report for 919977/0001 - June 2017

Name or company name	MS JF ROYLE
Contract type name	GDS Contract
Purpose of contract	General
Contract start date	01/04/2006
Contract end date	

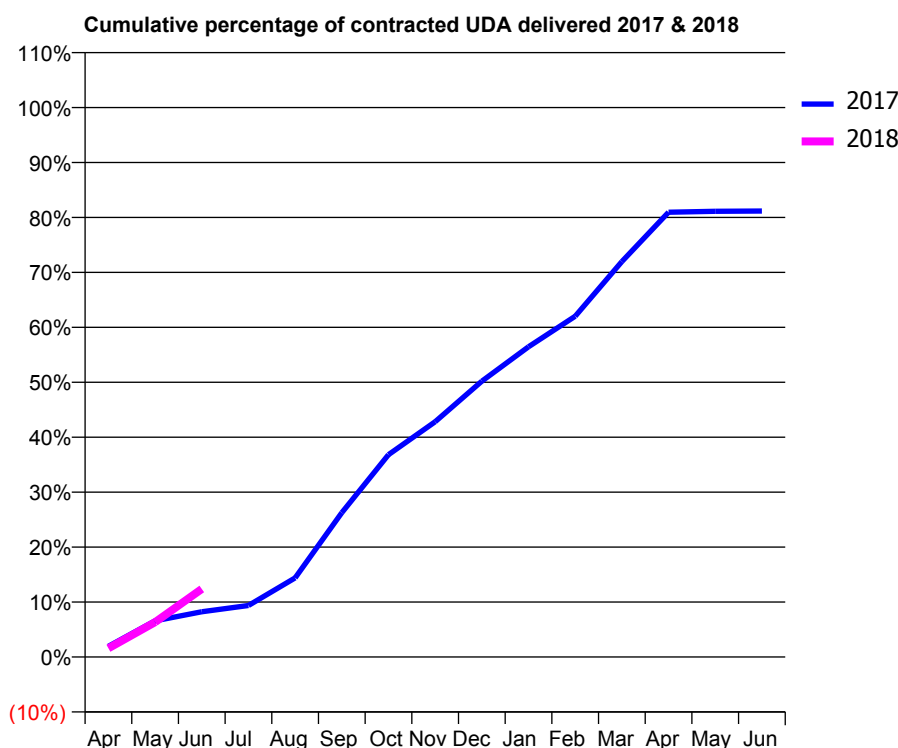
17/18 Contracted general activity (UDA)	2,800
Carry forward general activity (UDA)	0
17/18 Contracted orthodontic activity (UOA)	0
Carry forward orthodontic activity (UOA)	0
Baseline contract value	£70,297.55

ACCESS*

Patients seen in 24 months	Total	Change since previous quarter
Quarter ending June 2016	933	
Quarter ending September 2016	916	↓
Quarter ending December 2016	930	→
Quarter ending March 2017	969	↑
Quarter ending June 2017	977	→
Variance since June 2016	4.7%	↑



ACTIVITY



Adjusted Scheduled Activity (UDA)		
Month	2017	2018
April	54	45
May	185	177
June	231	347
July	262	
August	403	
September	735	
October	1,031	
November	1,199	
December	1,405	
January	1,581	
February	1,736	
March	2,015	
April	2,266	
May	2,271	
June	2,272	

QUALITY

	Quantity	Base Number	Contract	AT	Region	England
% of FP17s for the same patient ID Re-attending within 3 months - Children	6	58	10.3%	9.4%	11.6%	12.0%
% of FP17s for the same patient ID Re-attending within 3 months - Adults	43	214	20.1%	15.1%	15.9%	16.0%
% of FP17s for the same patient ID Re-attending between 3 & 9 months - Children	21	58	36.2%	59.5%	60.4%	58.0%
% of FP17s for the same patient ID Re-attending between 3 & 9 months - Adults	68	214	31.8%	51.8%	52.3%	50.9%
% of FP17s for Band 1 Urgent Courses	35	181	19.3%	9.5%	9.5%	9.1%
% of FP17s Relating to Free Repair or Replacements	0	181	0.0%	0.6%	0.7%	0.8%
% of FP17s Relating to Continuations	1	181	0.6%	1.0%	1.0%	1.1%
% of Patients satisfied with the dentistry they have received	1	1	N/A	90.8%	91.9%	91.7%
% of Patients satisfied with the time they had to wait for an appointment	1	1	N/A	87.8%	88.0%	88.0%

* This is based on patients treated on this contract for their most recent course of treatment. Figures in italics indicate the base number of FP17s or Patient Questionnaire responses are less than 100. N/A is shown where the base number of responses is less than 10 during the period. % is calculated as Quantity/Base number*100

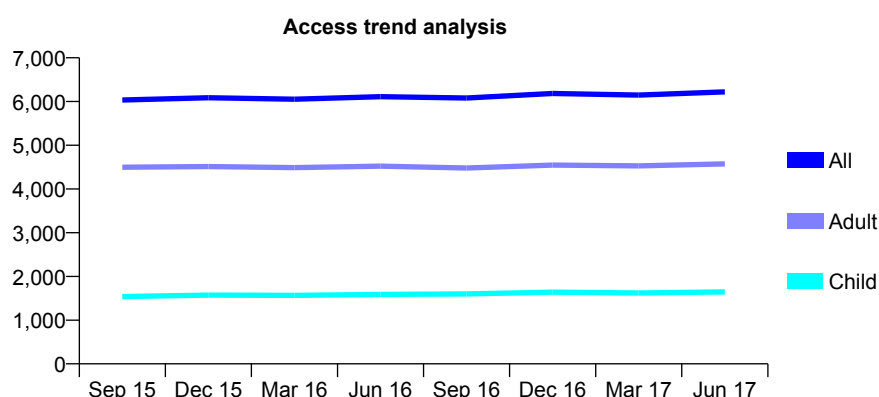
Q68 - Vital Signs At a Glance Contract Report for 921645/0004 - June 2017

Name or company name	Brightsmile Dental Care (Tadworth)
Contract type name	GDS Contract
Purpose of contract	General
Contract start date	01/04/2006
Contract end date	

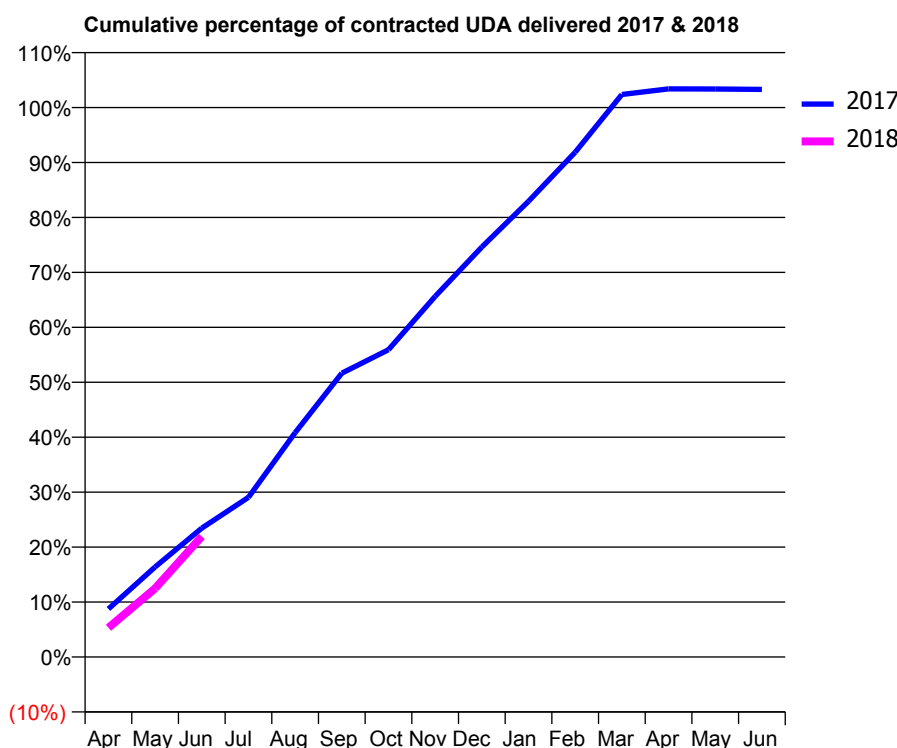
17/18 Contracted general activity (UDA)	16,552
Carry forward general activity (UDA)	0
17/18 Contracted orthodontic activity (UOA)	0
Carry forward orthodontic activity (UOA)	0
Baseline contract value	£444,378.07

ACCESS*

Patients seen in 24 months	Total	Change since previous quarter
Quarter ending June 2016	6,111	
Quarter ending September 2016	6,079	→
Quarter ending December 2016	6,183	→
Quarter ending March 2017	6,147	→
Quarter ending June 2017	6,220	→
Variance since June 2016	1.8%	→



ACTIVITY



Month	Adjusted Scheduled Activity (UDA)	
	2017	2018
April	1,450	883
May	2,713	2,066
June	3,881	3,631
July	4,809	
August	6,757	
September	8,549	
October	9,258	
November	10,863	
December	12,351	
January	13,727	
February	15,207	
March	16,945	
April	17,112	
May	17,109	
June	17,097	

QUALITY

	Quantity	Base Number	Contract	AT	Region	England
% of FP17s for the same patient ID Re-attending within 3 months - Children	24	546	4.4%	9.4%	11.6%	12.0%
% of FP17s for the same patient ID Re-attending within 3 months - Adults	118	1,158	10.2%	15.1%	15.9%	16.0%
% of FP17s for the same patient ID Re-attending between 3 & 9 months - Children	302	546	55.3%	59.5%	60.4%	58.0%
% of FP17s for the same patient ID Re-attending between 3 & 9 months - Adults	550	1,158	47.5%	51.8%	52.3%	50.9%
% of FP17s for Band 1 Urgent Courses	82	1,446	5.7%	9.5%	9.5%	9.1%
% of FP17s Relating to Free Repair or Replacements	5	1,446	0.3%	0.6%	0.7%	0.8%
% of FP17s Relating to Continuations	3	1,446	0.2%	1.0%	1.0%	1.1%
% of Patients satisfied with the dentistry they have received	35	36	97.2%	90.8%	91.9%	91.7%
% of Patients satisfied with the time they had to wait for an appointment	35	36	97.2%	87.8%	88.0%	88.0%

* This is based on patients treated on this contract for their most recent course of treatment. Figures in italics indicate the base number of FP17s or Patient Questionnaire responses are less than 100. N/A is shown where the base number of responses is less than 10 during the period. % is calculated as Quantity/Base number*100

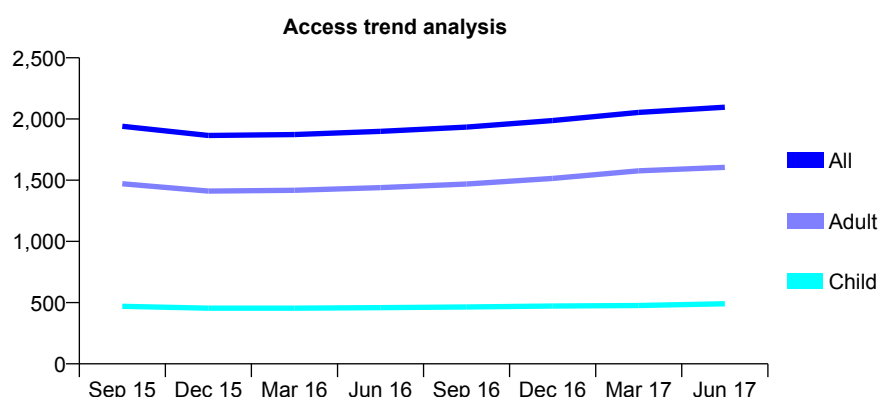
Q68 - Vital Signs At a Glance Contract Report for 921645/0005 - June 2017

Name or company name	Brightsmile Dental Care (Epsom)
Contract type name	GDS Contract
Purpose of contract	General
Contract start date	04/11/2009
Contract end date	

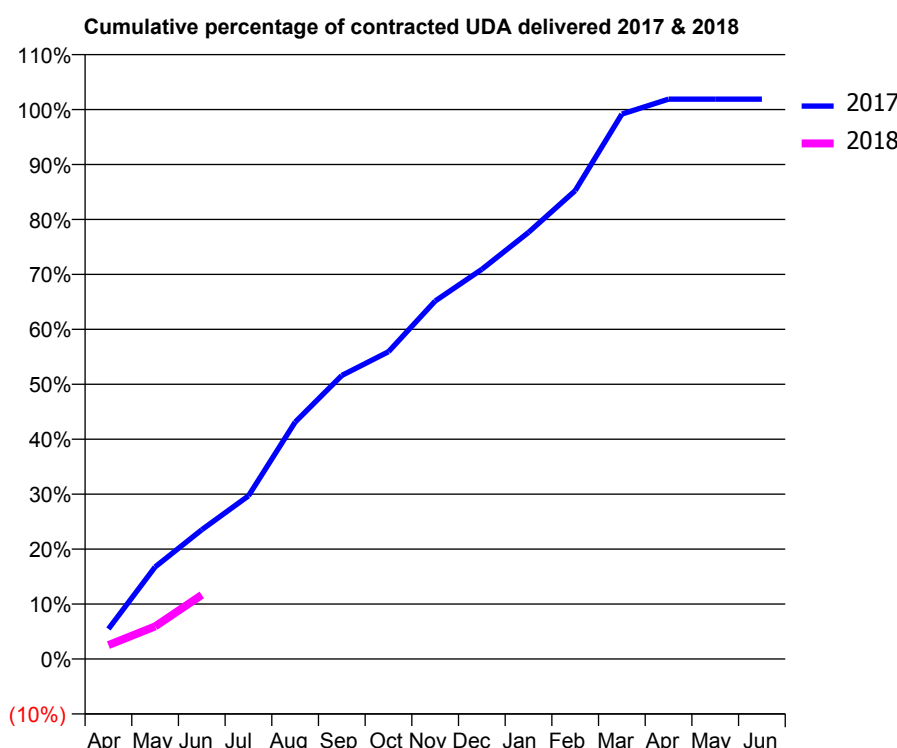
17/18 Contracted general activity (UDA)	5,000
Carry forward general activity (UDA)	0
17/18 Contracted orthodontic activity (UOA)	0
Carry forward orthodontic activity (UOA)	0
Baseline contract value	£134,236.96

ACCESS*

Patients seen in 24 months	Total	Change since previous quarter
Quarter ending June 2016	1,899	
Quarter ending September 2016	1,934	→
Quarter ending December 2016	1,987	↑
Quarter ending March 2017	2,054	↑
Quarter ending June 2017	2,096	↑
Variance since June 2016	10.4%	↑



ACTIVITY



Month	Adjusted Scheduled Activity (UDA)	
	2017	2018
April	274	126
May	838	297
June	1,176	584
July	1,485	
August	2,155	
September	2,580	
October	2,796	
November	3,257	
December	3,546	
January	3,883	
February	4,262	
March	4,958	
April	5,095	
May	5,095	
June	5,095	

QUALITY

	Quantity	Base Number	Contract	AT	Region	England
% of FP17s for the same patient ID Re-attending within 3 months - Children	8	130	6.2%	9.4%	11.6%	12.0%
% of FP17s for the same patient ID Re-attending within 3 months - Adults	33	361	9.1%	15.1%	15.9%	16.0%
% of FP17s for the same patient ID Re-attending between 3 & 9 months - Children	57	130	43.8%	59.5%	60.4%	58.0%
% of FP17s for the same patient ID Re-attending between 3 & 9 months - Adults	135	361	37.4%	51.8%	52.3%	50.9%
% of FP17s for Band 1 Urgent Courses	8	247	3.2%	9.5%	9.5%	9.1%
% of FP17s Relating to Free Repair or Replacements	0	247	0.0%	0.6%	0.7%	0.8%
% of FP17s Relating to Continuations	0	247	0.0%	1.0%	1.0%	1.1%
% of Patients satisfied with the dentistry they have received	5	5	N/A	90.8%	91.9%	91.7%
% of Patients satisfied with the time they had to wait for an appointment	5	5	N/A	87.8%	88.0%	88.0%

* This is based on patients treated on this contract for their most recent course of treatment. Figures in italics indicate the base number of FP17s or Patient Questionnaire responses are less than 100. N/A is shown where the base number of responses is less than 10 during the period. % is calculated as Quantity/Base number*100

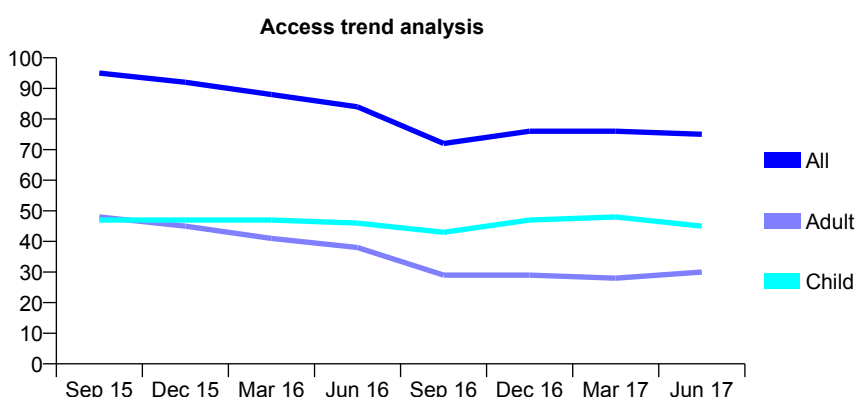
Q68 - Vital Signs At a Glance Contract Report for 921653/0001 - June 2017

Name or company name	MS RN CHADHA
Contract type name	GDS Contract
Purpose of contract	General
Contract start date	01/04/2006
Contract end date	

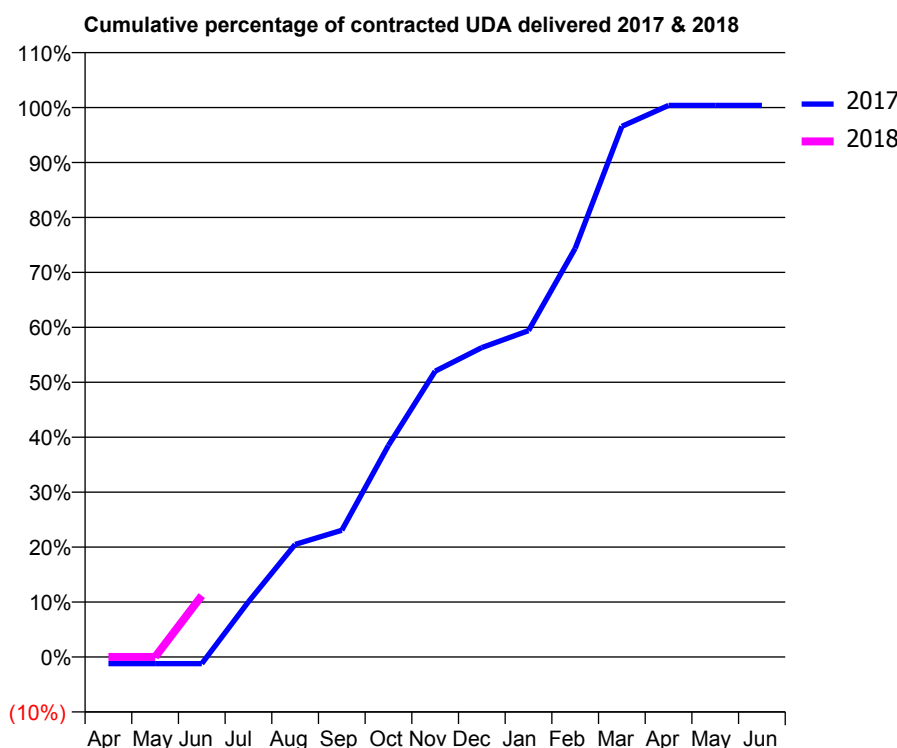
17/18 Contracted general activity (UDA)	163
Carry forward general activity (UDA)	0
17/18 Contracted orthodontic activity (UOA)	0
Carry forward orthodontic activity (UOA)	0
Baseline contract value	£4,092.33

ACCESS*

Patients seen in 24 months	Total	Change since previous quarter
Quarter ending June 2016	84	
Quarter ending September 2016	72	↓
Quarter ending December 2016	76	↑
Quarter ending March 2017	76	→
Quarter ending June 2017	75	↓
Variance since June 2016	(10.7%)	↓



ACTIVITY



Adjusted Scheduled Activity (UDA)		
Month	2017	2018
April	-2	0
May	-2	0
June	-2	18
July	16	
August	33	
September	38	
October	63	
November	85	
December	92	
January	97	
February	121	
March	157	
April	164	
May	164	
June	164	

QUALITY

	Quantity	Base Number	Contract	AT	Region	England
% of FP17s for the same patient ID Re-attending within 3 months - Children	1	12	8.3%	9.4%	11.6%	12.0%
% of FP17s for the same patient ID Re-attending within 3 months - Adults	1	4	25.0%	15.1%	15.9%	16.0%
% of FP17s for the same patient ID Re-attending between 3 & 9 months - Children	7	12	58.3%	59.5%	60.4%	58.0%
% of FP17s for the same patient ID Re-attending between 3 & 9 months - Adults	0	4	0.0%	51.8%	52.3%	50.9%
% of FP17s for Band 1 Urgent Courses	1	12	8.3%	9.5%	9.5%	9.1%
% of FP17s Relating to Free Repair or Replacements	0	12	0.0%	0.6%	0.7%	0.8%
% of FP17s Relating to Continuations	0	12	0.0%	1.0%	1.0%	1.1%
% of Patients satisfied with the dentistry they have received	0	0	N/A	90.8%	91.9%	91.7%
% of Patients satisfied with the time they had to wait for an appointment	0	0	N/A	87.8%	88.0%	88.0%

* This is based on patients treated on this contract for their most recent course of treatment. Figures in italics indicate the base number of FP17s or Patient Questionnaire responses are less than 100. N/A is shown where the base number of responses is less than 10 during the period. % is calculated as Quantity/Base number*100

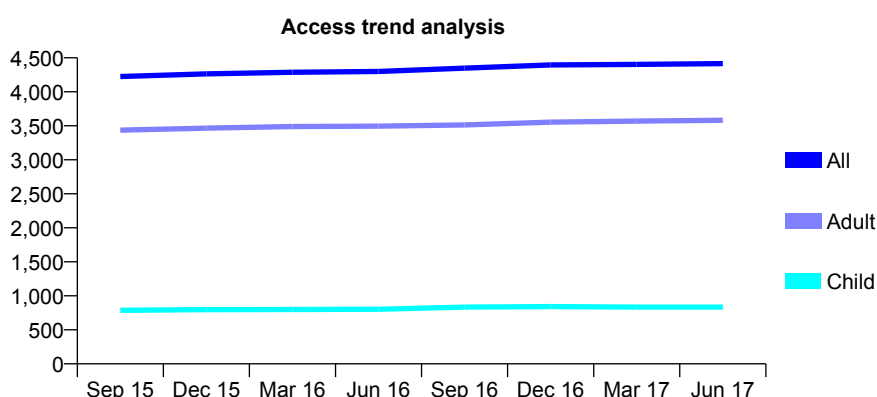
Q68 - Vital Signs At a Glance Contract Report for 921807/0001 - June 2017

Name or company name	MR RJ CURTIS
Contract type name	GDS Contract
Purpose of contract	General
Contract start date	01/04/2006
Contract end date	

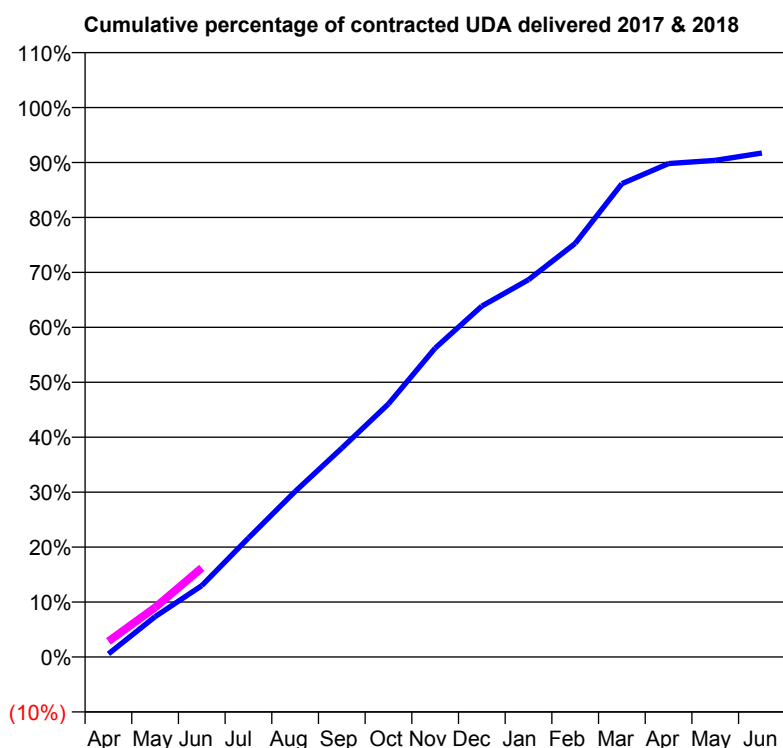
17/18 Contracted general activity (UDA)	13,645
Carry forward general activity (UDA)	0
17/18 Contracted orthodontic activity (UOA)	0
Carry forward orthodontic activity (UOA)	0
Baseline contract value	£307,925.58

ACCESS*

Patients seen in 24 months	Total	Change since previous quarter
Quarter ending June 2016	4,299	
Quarter ending September 2016	4,348	→
Quarter ending December 2016	4,396	→
Quarter ending March 2017	4,403	→
Quarter ending June 2017	4,415	→
Variance since June 2016	2.7%	↑



ACTIVITY



Adjusted Scheduled Activity (UDA)		
Month	2017	2018
April	77	389
May	1,002	1,231
June	1,772	2,213
July	2,957	
August	4,109	
September	5,186	
October	6,288	
November	7,671	
December	8,714	
January	9,368	
February	10,269	
March	11,752	
April	12,254	
May	12,331	
June	12,515	

QUALITY

	Quantity	Base Number	Contract	AT	Region	England
% of FP17s for the same patient ID Re-attending within 3 months - Children	14	290	4.8%	9.4%	11.6%	12.0%
% of FP17s for the same patient ID Re-attending within 3 months - Adults	155	1,215	12.8%	15.1%	15.9%	16.0%
% of FP17s for the same patient ID Re-attending between 3 & 9 months - Children	179	290	61.7%	59.5%	60.4%	58.0%
% of FP17s for the same patient ID Re-attending between 3 & 9 months - Adults	759	1,215	62.5%	51.8%	52.3%	50.9%
% of FP17s for Band 1 Urgent Courses	44	1,165	3.8%	9.5%	9.5%	9.1%
% of FP17s Relating to Free Repair or Replacements	3	1,165	0.3%	0.6%	0.7%	0.8%
% of FP17s Relating to Continuations	33	1,165	2.8%	1.0%	1.0%	1.1%
% of Patients satisfied with the dentistry they have received	13	13	100.0%	90.8%	91.9%	91.7%
% of Patients satisfied with the time they had to wait for an appointment	13	13	100.0%	87.8%	88.0%	88.0%

* This is based on patients treated on this contract for their most recent course of treatment. Figures in italics indicate the base number of FP17s or Patient Questionnaire responses are less than 100. N/A is shown where the base number of responses is less than 10 during the period. % is calculated as Quantity/Base number*100

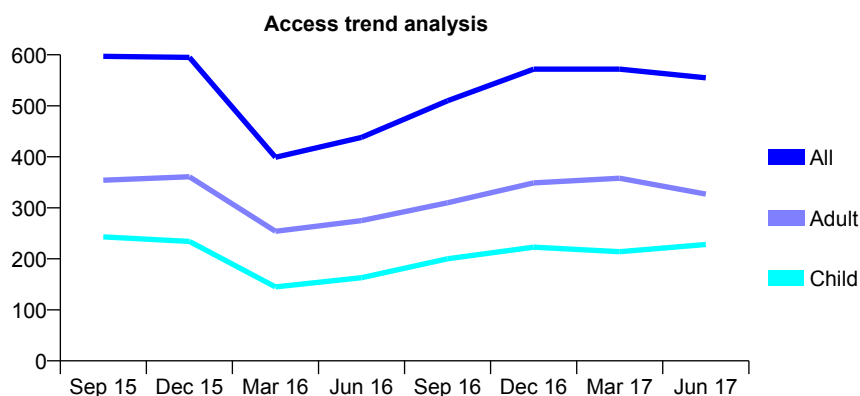
Q68 - Vital Signs At a Glance Contract Report for 929255/0001 - June 2017

Name or company name	MISS SR YOUSEF
Contract type name	GDS Contract
Purpose of contract	General
Contract start date	01/04/2006
Contract end date	

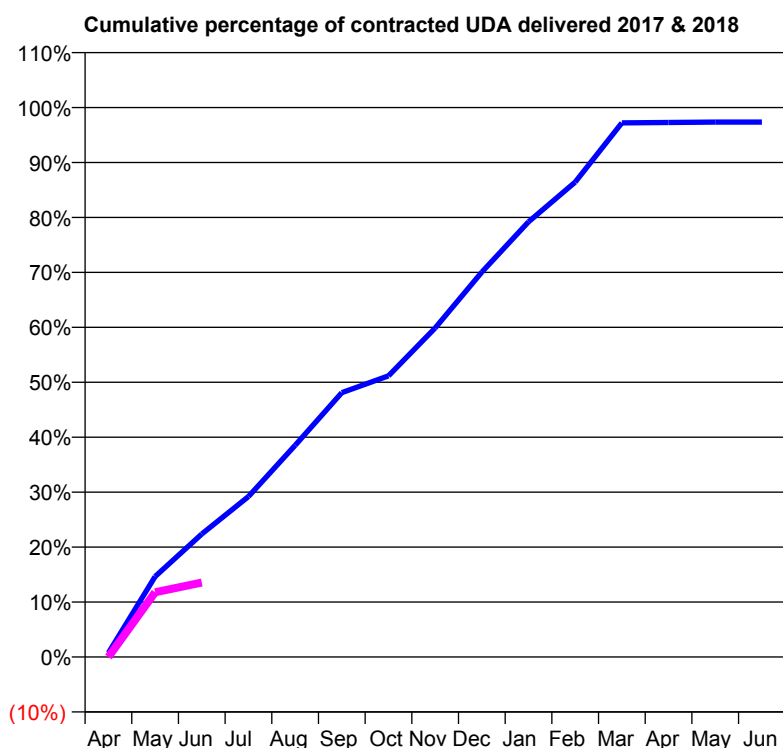
17/18 Contracted general activity (UDA)	1,311
Carry forward general activity (UDA)	0
17/18 Contracted orthodontic activity (UOA)	0
Carry forward orthodontic activity (UOA)	0
Baseline contract value	£29,381.98

ACCESS*

Patients seen in 24 months	Total	Change since previous quarter
Quarter ending June 2016	438	
Quarter ending September 2016	510	↑
Quarter ending December 2016	572	↑
Quarter ending March 2017	572	→
Quarter ending June 2017	555	↓
Variance since June 2016	26.7%	↑



ACTIVITY



Adjusted Scheduled Activity (UDA)		
Month	2017	2018
April	10	0
May	192	155
June	294	178
July	383	
August	505	
September	631	
October	671	
November	785	
December	918	
January	1,038	
February	1,133	
March	1,274	
April	1,275	
May	1,276	
June	1,276	

QUALITY

	Quantity	Base Number	Contract	AT	Region	England
% of FP17s for the same patient ID Re-attending within 3 months - Children	4	55	7.3%	9.4%	11.6%	12.0%
% of FP17s for the same patient ID Re-attending within 3 months - Adults	7	63	11.1%	15.1%	15.9%	16.0%
% of FP17s for the same patient ID Re-attending between 3 & 9 months - Children	16	55	29.1%	59.5%	60.4%	58.0%
% of FP17s for the same patient ID Re-attending between 3 & 9 months - Adults	28	63	44.4%	51.8%	52.3%	50.9%
% of FP17s for Band 1 Urgent Courses	4	116	3.4%	9.5%	9.5%	9.1%
% of FP17s Relating to Free Repair or Replacements	0	116	0.0%	0.6%	0.7%	0.8%
% of FP17s Relating to Continuations	0	116	0.0%	1.0%	1.0%	1.1%
% of Patients satisfied with the dentistry they have received	2	2	N/A	90.8%	91.9%	91.7%
% of Patients satisfied with the time they had to wait for an appointment	2	2	N/A	87.8%	88.0%	88.0%

* This is based on patients treated on this contract for their most recent course of treatment. Figures in italics indicate the base number of FP17s or Patient Questionnaire responses are less than 100. N/A is shown where the base number of responses is less than 10 during the period. % is calculated as Quantity/Base number*100

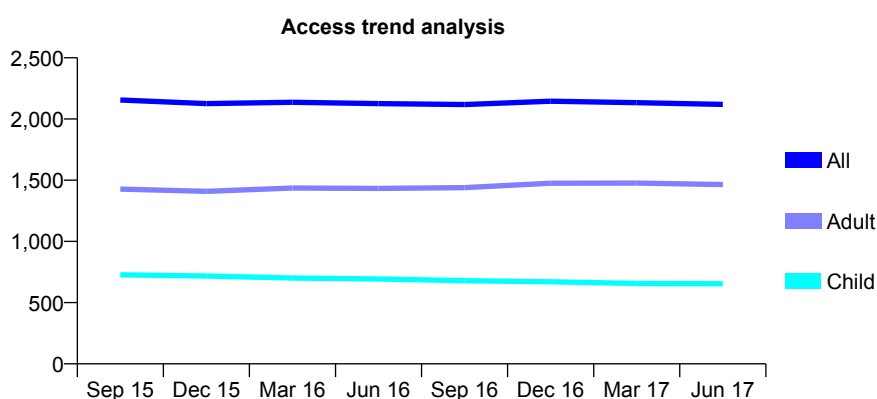
Q68 - Vital Signs At a Glance Contract Report for 931888/0001 - June 2017

Name or company name	MRS JN MASON
Contract type name	GDS Contract
Purpose of contract	General
Contract start date	01/04/2006
Contract end date	

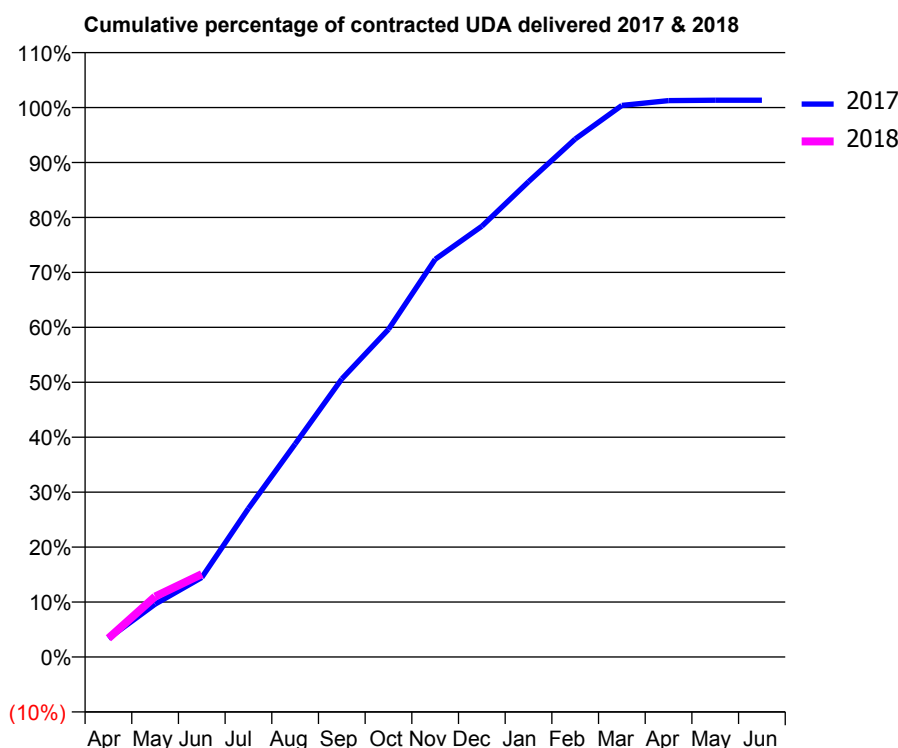
17/18 Contracted general activity (UDA)	4,652
Carry forward general activity (UDA)	0
17/18 Contracted orthodontic activity (UOA)	0
Carry forward orthodontic activity (UOA)	0
Baseline contract value	£107,496.12

ACCESS*

Patients seen in 24 months	Total	Change since previous quarter
Quarter ending June 2016	2,126	
Quarter ending September 2016	2,118	→
Quarter ending December 2016	2,145	→
Quarter ending March 2017	2,133	→
Quarter ending June 2017	2,119	→
Variance since June 2016	(0.3%)	→



ACTIVITY



Adjusted Scheduled Activity (UDA)		
Month	2017	2018
April	158	158
May	447	512
June	674	701
July	1,258	
August	1,804	
September	2,354	
October	2,775	
November	3,367	
December	3,647	
January	4,024	
February	4,386	
March	4,669	
April	4,710	
May	4,713	
June	4,713	

QUALITY

	Quantity	Base Number	Contract	AT	Region	England
% of FP17s for the same patient ID Re-attending within 3 months - Children	22	242	9.1%	9.4%	11.6%	12.0%
% of FP17s for the same patient ID Re-attending within 3 months - Adults	71	399	17.8%	15.1%	15.9%	16.0%
% of FP17s for the same patient ID Re-attending between 3 & 9 months - Children	180	242	74.4%	59.5%	60.4%	58.0%
% of FP17s for the same patient ID Re-attending between 3 & 9 months - Adults	229	399	57.4%	51.8%	52.3%	50.9%
% of FP17s for Band 1 Urgent Courses	12	373	3.2%	9.5%	9.5%	9.1%
% of FP17s Relating to Free Repair or Replacements	0	373	0.0%	0.6%	0.7%	0.8%
% of FP17s Relating to Continuations	11	373	2.9%	1.0%	1.0%	1.1%
% of Patients satisfied with the dentistry they have received	1	2	N/A	90.8%	91.9%	91.7%
% of Patients satisfied with the time they had to wait for an appointment	2	2	N/A	87.8%	88.0%	88.0%

* This is based on patients treated on this contract for their most recent course of treatment. Figures in italics indicate the base number of FP17s or Patient Questionnaire responses are less than 100. N/A is shown where the base number of responses is less than 10 during the period. % is calculated as Quantity/Base number*100

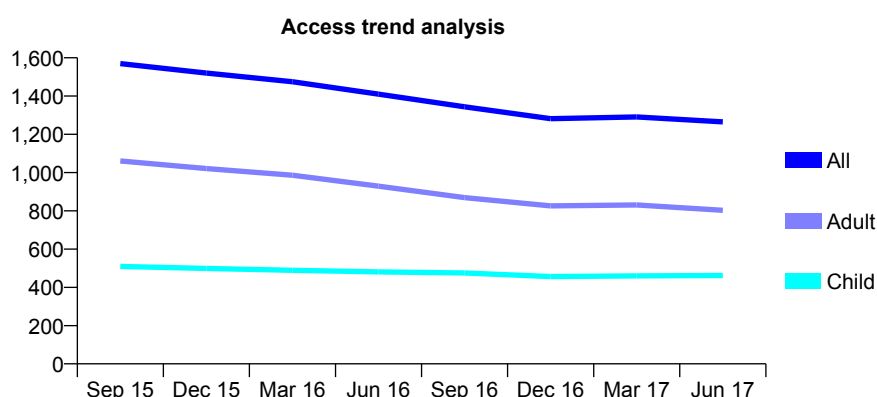
Q68 - Vital Signs At a Glance Contract Report for 932515/0003 - June 2017

Name or company name	MR F ASGHARI-COLIVERI
Contract type name	GDS Contract
Purpose of contract	General
Contract start date	01/04/2006
Contract end date	

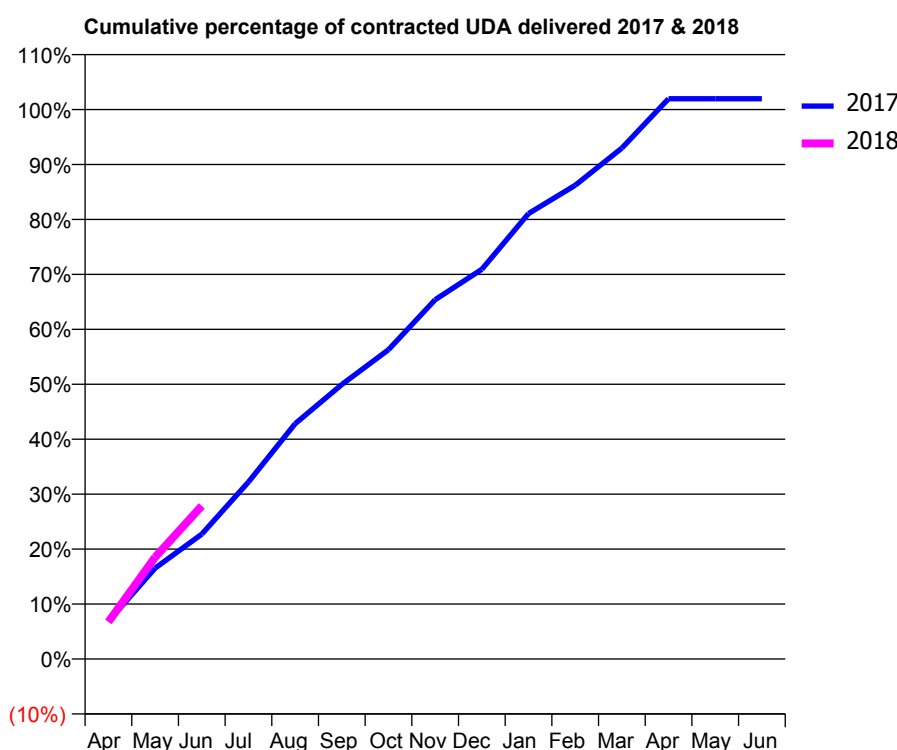
17/18 Contracted general activity (UDA)	3,568
Carry forward general activity (UDA)	0
17/18 Contracted orthodontic activity (UOA)	0
Carry forward orthodontic activity (UOA)	0
Baseline contract value	£106,818.49

ACCESS*

Patients seen in 24 months	Total	Change since previous quarter
Quarter ending June 2016	1,410	
Quarter ending September 2016	1,344	↓
Quarter ending December 2016	1,282	↓
Quarter ending March 2017	1,291	→
Quarter ending June 2017	1,265	↓
Variance since June 2016	(10.3%)	↓



ACTIVITY



Adjusted Scheduled Activity (UDA)		
Month	2017	2018
April	245	241
May	590	661
June	811	995
July	1,149	
August	1,528	
September	1,782	
October	2,008	
November	2,333	
December	2,530	
January	2,893	
February	3,076	
March	3,318	
April	3,638	
May	3,638	
June	3,638	

QUALITY

	Quantity	Base Number	Contract	AT	Region	England
% of FP17s for the same patient ID Re-attending within 3 months - Children	12	166	7.2%	9.4%	11.6%	12.0%
% of FP17s for the same patient ID Re-attending within 3 months - Adults	44	283	15.5%	15.1%	15.9%	16.0%
% of FP17s for the same patient ID Re-attending between 3 & 9 months - Children	77	166	46.4%	59.5%	60.4%	58.0%
% of FP17s for the same patient ID Re-attending between 3 & 9 months - Adults	120	283	42.4%	51.8%	52.3%	50.9%
% of FP17s for Band 1 Urgent Courses	34	367	9.3%	9.5%	9.5%	9.1%
% of FP17s Relating to Free Repair or Replacements	0	367	0.0%	0.6%	0.7%	0.8%
% of FP17s Relating to Continuations	10	367	2.7%	1.0%	1.0%	1.1%
% of Patients satisfied with the dentistry they have received	6	7	N/A	90.8%	91.9%	91.7%
% of Patients satisfied with the time they had to wait for an appointment	6	7	N/A	87.8%	88.0%	88.0%

* This is based on patients treated on this contract for their most recent course of treatment. Figures in italics indicate the base number of FP17s or Patient Questionnaire responses are less than 100. N/A is shown where the base number of responses is less than 10 during the period. % is calculated as Quantity/Base number*100

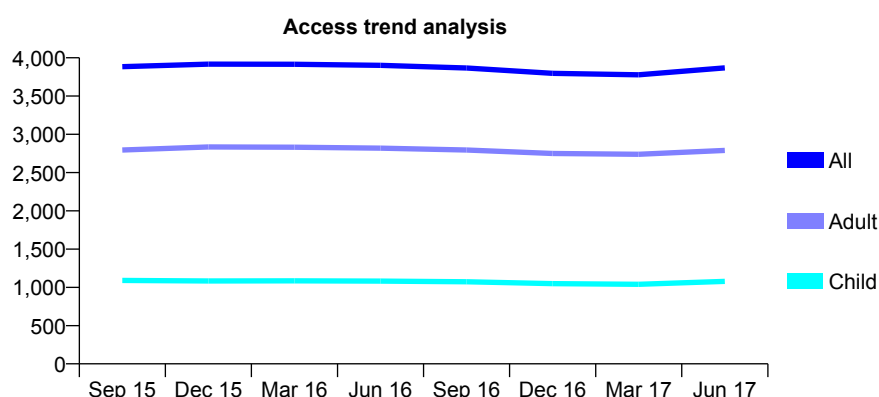
Q68 - Vital Signs At a Glance Contract Report for 932752/0003 - June 2017

Name or company name	MRS A CASTELLHEIM GHAREH
Contract type name	GDS Contract
Purpose of contract	General
Contract start date	01/01/2008
Contract end date	

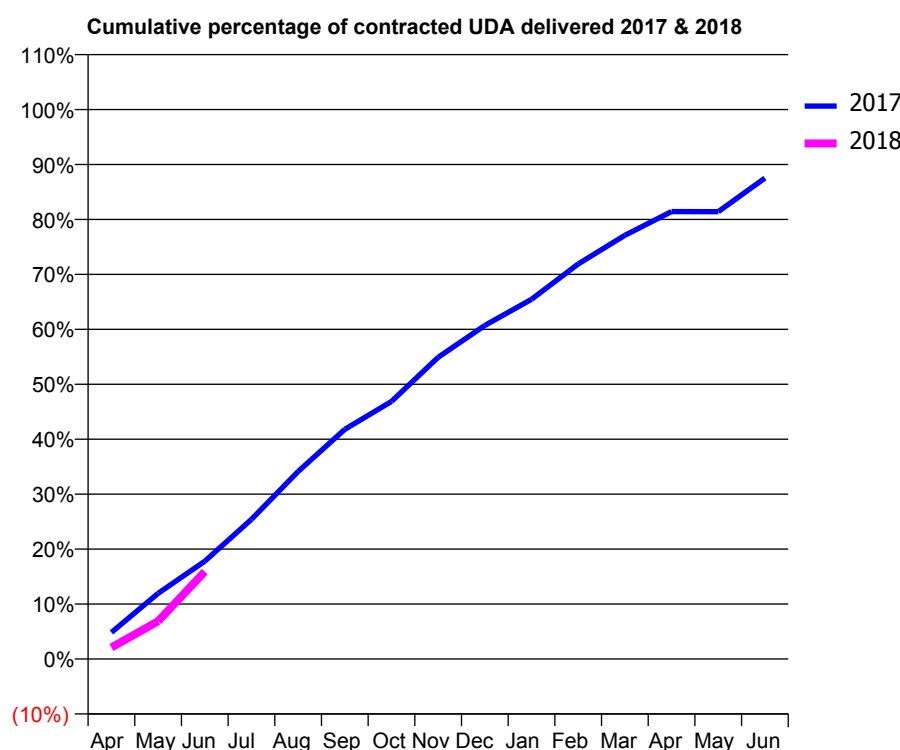
17/18 Contracted general activity (UDA)	12,670
Carry forward general activity (UDA)	0
17/18 Contracted orthodontic activity (UOA)	0
Carry forward orthodontic activity (UOA)	0
Baseline contract value	£357,313.37

ACCESS*

Patients seen in 24 months	Total	Change since previous quarter
Quarter ending June 2016	3,901	
Quarter ending September 2016	3,866	→
Quarter ending December 2016	3,797	↓
Quarter ending March 2017	3,778	→
Quarter ending June 2017	3,868	↑
Variance since June 2016	(0.8%)	→



ACTIVITY



Adjusted Scheduled Activity (UDA)		
Month	2017	2018
April	612	266
May	1,513	872
June	2,254	2,016
July	3,221	
August	4,323	
September	5,296	
October	5,939	
November	6,958	
December	7,691	
January	8,293	
February	9,108	
March	9,771	
April	10,316	
May	10,315	
June	11,089	

QUALITY

	Quantity	Base Number	Contract	AT	Region	England
% of FP17s for the same patient ID Re-attending within 3 months - Children	16	396	4.0%	9.4%	11.6%	12.0%
% of FP17s for the same patient ID Re-attending within 3 months - Adults	62	968	6.4%	15.1%	15.9%	16.0%
% of FP17s for the same patient ID Re-attending between 3 & 9 months - Children	257	396	64.9%	59.5%	60.4%	58.0%
% of FP17s for the same patient ID Re-attending between 3 & 9 months - Adults	600	968	62.0%	51.8%	52.3%	50.9%
% of FP17s for Band 1 Urgent Courses	30	920	3.3%	9.5%	9.5%	9.1%
% of FP17s Relating to Free Repair or Replacements	1	920	0.1%	0.6%	0.7%	0.8%
% of FP17s Relating to Continuations	0	920	0.0%	1.0%	1.0%	1.1%
% of Patients satisfied with the dentistry they have received	4	5	N/A	90.8%	91.9%	91.7%
% of Patients satisfied with the time they had to wait for an appointment	4	5	N/A	87.8%	88.0%	88.0%

* This is based on patients treated on this contract for their most recent course of treatment. Figures in italics indicate the base number of FP17s or Patient Questionnaire responses are less than 100. N/A is shown where the base number of responses is less than 10 during the period. % is calculated as Quantity/Base number*100

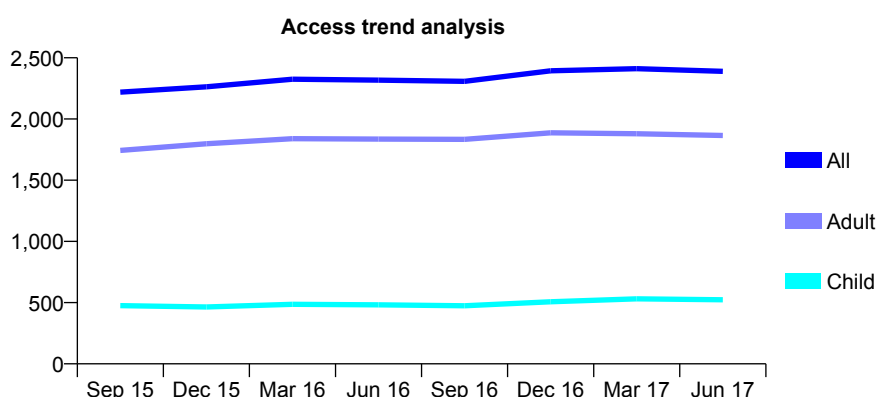
Q68 - Vital Signs At a Glance Contract Report for 934941/0002 - June 2017

Name or company name	MISS M JADIDI
Contract type name	GDS Contract
Purpose of contract	General
Contract start date	01/04/2006
Contract end date	

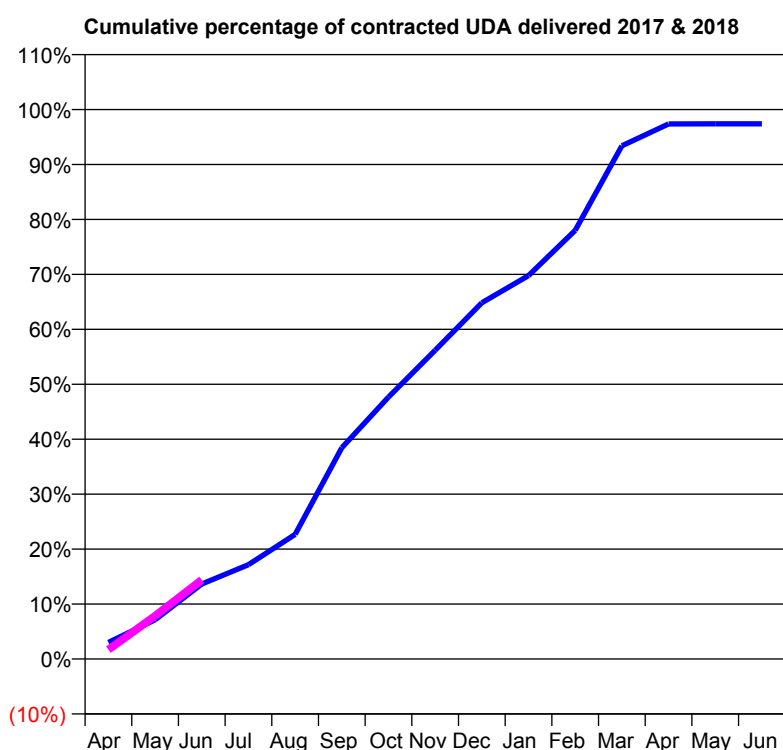
17/18 Contracted general activity (UDA)	5,290
Carry forward general activity (UDA)	0
17/18 Contracted orthodontic activity (UOA)	0
Carry forward orthodontic activity (UOA)	0
Baseline contract value	£127,796.26

ACCESS*

Patients seen in 24 months	Total	Change since previous quarter
Quarter ending June 2016	2,318	
Quarter ending September 2016	2,308	→
Quarter ending December 2016	2,394	↑
Quarter ending March 2017	2,411	→
Quarter ending June 2017	2,389	→
Variance since June 2016	3.1%	↑



ACTIVITY



Adjusted Scheduled Activity (UDA)		
Month	2017	2018
April	159	91
May	379	415
June	723	762
July	909	
August	1,199	
September	2,034	
October	2,522	
November	2,973	
December	3,430	
January	3,691	
February	4,126	
March	4,941	
April	5,151	
May	5,152	
June	5,152	

QUALITY

	Quantity	Base Number	Contract	AT	Region	England
% of FP17s for the same patient ID Re-attending within 3 months - Children	2	134	1.5%	9.4%	11.6%	12.0%
% of FP17s for the same patient ID Re-attending within 3 months - Adults	27	417	6.5%	15.1%	15.9%	16.0%
% of FP17s for the same patient ID Re-attending between 3 & 9 months - Children	52	134	38.8%	59.5%	60.4%	58.0%
% of FP17s for the same patient ID Re-attending between 3 & 9 months - Adults	182	417	43.6%	51.8%	52.3%	50.9%
% of FP17s for Band 1 Urgent Courses	34	439	7.7%	9.5%	9.5%	9.1%
% of FP17s Relating to Free Repair or Replacements	0	439	0.0%	0.6%	0.7%	0.8%
% of FP17s Relating to Continuations	0	439	0.0%	1.0%	1.0%	1.1%
% of Patients satisfied with the dentistry they have received	4	5	N/A	90.8%	91.9%	91.7%
% of Patients satisfied with the time they had to wait for an appointment	4	5	N/A	87.8%	88.0%	88.0%

* This is based on patients treated on this contract for their most recent course of treatment. Figures in italics indicate the base number of FP17s or Patient Questionnaire responses are less than 100. N/A is shown where the base number of responses is less than 10 during the period. % is calculated as Quantity/Base number*100

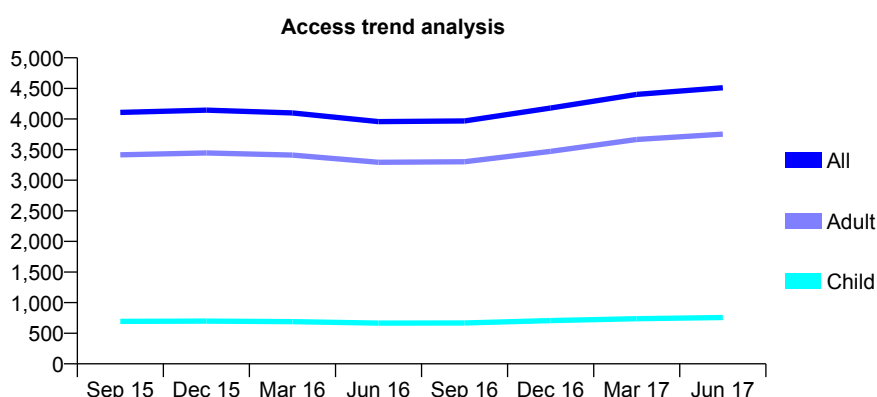
Q68 - Vital Signs At a Glance Contract Report for 937479/0001 - June 2017

Name or company name	Pitchforth, Elalami and Cramp
Contract type name	GDS Contract
Purpose of contract	General
Contract start date	01/04/2006
Contract end date	

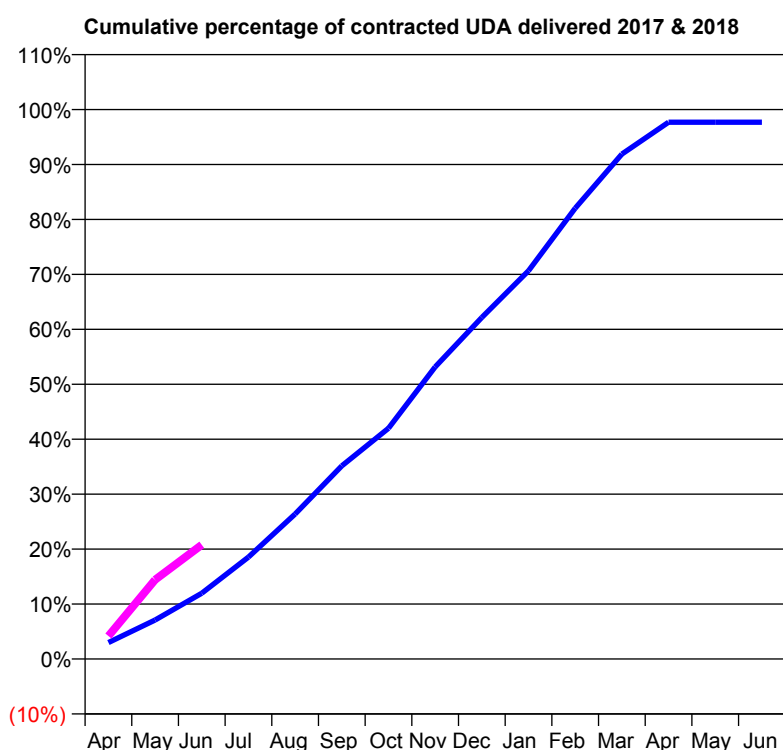
17/18 Contracted general activity (UDA)	12,952
Carry forward general activity (UDA)	0
17/18 Contracted orthodontic activity (UOA)	0
Carry forward orthodontic activity (UOA)	0
Baseline contract value	£302,364.16

ACCESS*

Patients seen in 24 months	Total	Change since previous quarter
Quarter ending June 2016	3,958	
Quarter ending September 2016	3,969	→
Quarter ending December 2016	4,180	↑
Quarter ending March 2017	4,403	↑
Quarter ending June 2017	4,511	↑
Variance since June 2016	14.0%	↑



ACTIVITY



Adjusted Scheduled Activity (UDA)		
Month	2017	2018
April	387	542
May	918	1,868
June	1,552	2,691
July	2,403	
August	3,419	
September	4,554	
October	5,439	
November	6,885	
December	8,052	
January	9,150	
February	10,624	
March	11,902	
April	12,653	
May	12,653	
June	12,653	

QUALITY

	Quantity	Base Number	Contract	AT	Region	England
% of FP17s for the same patient ID Re-attending within 3 months - Children	18	273	6.6%	9.4%	11.6%	12.0%
% of FP17s for the same patient ID Re-attending within 3 months - Adults	234	1,275	18.4%	15.1%	15.9%	16.0%
% of FP17s for the same patient ID Re-attending between 3 & 9 months - Children	133	273	48.7%	59.5%	60.4%	58.0%
% of FP17s for the same patient ID Re-attending between 3 & 9 months - Adults	573	1,275	44.9%	51.8%	52.3%	50.9%
% of FP17s for Band 1 Urgent Courses	140	1,244	11.3%	9.5%	9.5%	9.1%
% of FP17s Relating to Free Repair or Replacements	0	1,244	0.0%	0.6%	0.7%	0.8%
% of FP17s Relating to Continuations	34	1,244	2.7%	1.0%	1.0%	1.1%
% of Patients satisfied with the dentistry they have received	8	12	66.7%	90.8%	91.9%	91.7%
% of Patients satisfied with the time they had to wait for an appointment	9	12	75.0%	87.8%	88.0%	88.0%

* This is based on patients treated on this contract for their most recent course of treatment. Figures in italics indicate the base number of FP17s or Patient Questionnaire responses are less than 100. N/A is shown where the base number of responses is less than 10 during the period. % is calculated as Quantity/Base number*100

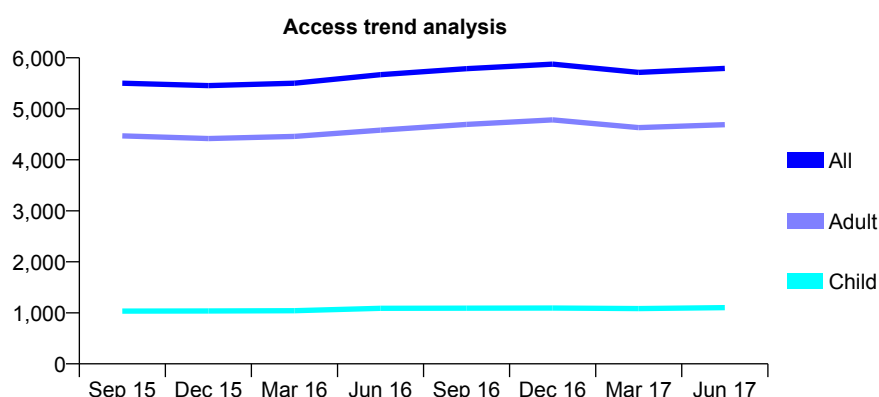
Q68 - Vital Signs At a Glance Contract Report for 937479/0003 - June 2017

Name or company name	A Pitchforth and M Cramp
Contract type name	GDS Contract
Purpose of contract	General
Contract start date	01/04/2006
Contract end date	

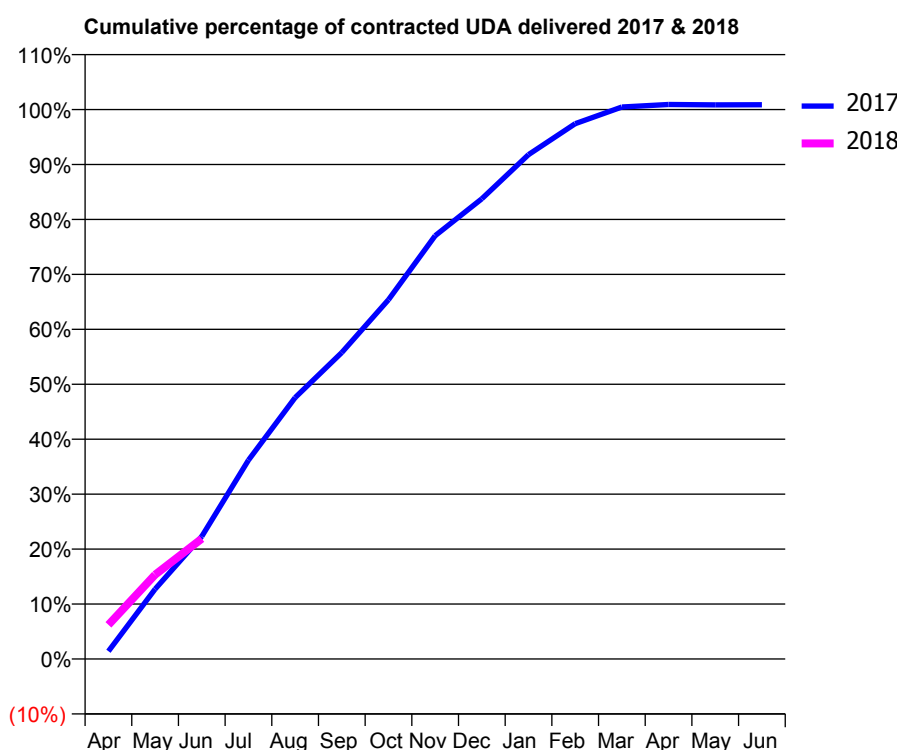
17/18 Contracted general activity (UDA)	19,978
Carry forward general activity (UDA)	0
17/18 Contracted orthodontic activity (UOA)	0
Carry forward orthodontic activity (UOA)	0
Baseline contract value	£471,245.22

ACCESS*

Patients seen in 24 months	Total	Change since previous quarter
Quarter ending June 2016	5,670	
Quarter ending September 2016	5,787	↑
Quarter ending December 2016	5,877	→
Quarter ending March 2017	5,715	↓
Quarter ending June 2017	5,793	→
Variance since June 2016	2.2%	↑



ACTIVITY



Adjusted Scheduled Activity (UDA)		
Month	2017	2018
April	286	1,245
May	2,542	3,067
June	4,459	4,374
July	7,232	
August	9,504	
September	11,145	
October	13,064	
November	15,391	
December	16,734	
January	18,339	
February	19,464	
March	20,069	
April	20,159	
May	20,148	
June	20,150	

QUALITY

	Quantity	Base Number	Contract	AT	Region	England
% of FP17s for the same patient ID Re-attending within 3 months - Children	36	409	8.8%	9.4%	11.6%	12.0%
% of FP17s for the same patient ID Re-attending within 3 months - Adults	143	1,452	9.8%	15.1%	15.9%	16.0%
% of FP17s for the same patient ID Re-attending between 3 & 9 months - Children	218	409	53.3%	59.5%	60.4%	58.0%
% of FP17s for the same patient ID Re-attending between 3 & 9 months - Adults	757	1,452	52.1%	51.8%	52.3%	50.9%
% of FP17s for Band 1 Urgent Courses	180	1,823	9.9%	9.5%	9.5%	9.1%
% of FP17s Relating to Free Repair or Replacements	16	1,823	0.9%	0.6%	0.7%	0.8%
% of FP17s Relating to Continuations	6	1,823	0.3%	1.0%	1.0%	1.1%
% of Patients satisfied with the dentistry they have received	9	10	90.0%	90.8%	91.9%	91.7%
% of Patients satisfied with the time they had to wait for an appointment	9	10	90.0%	87.8%	88.0%	88.0%

* This is based on patients treated on this contract for their most recent course of treatment. Figures in italics indicate the base number of FP17s or Patient Questionnaire responses are less than 100. N/A is shown where the base number of responses is less than 10 during the period. % is calculated as Quantity/Base number*100

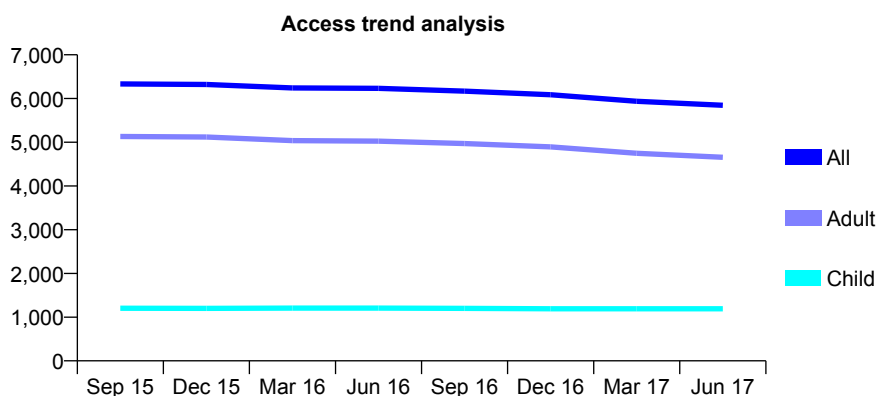
Q68 - Vital Signs At a Glance Contract Report for 939730/0001 - June 2017

Name or company name	MR BJ WOOD
Contract type name	GDS Contract
Purpose of contract	General
Contract start date	01/04/2006
Contract end date	

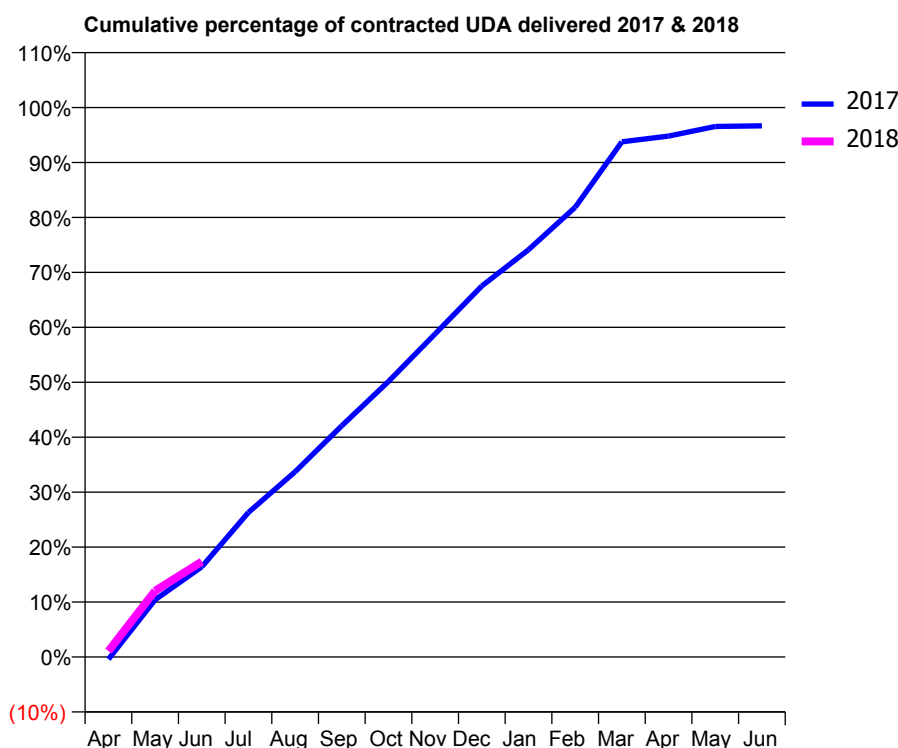
17/18 Contracted general activity (UDA)	16,305
Carry forward general activity (UDA)	0
17/18 Contracted orthodontic activity (UOA)	0
Carry forward orthodontic activity (UOA)	0
Baseline contract value	£433,796.12

ACCESS*

Patients seen in 24 months	Total	Change since previous quarter
Quarter ending June 2016	6,233	
Quarter ending September 2016	6,170	↓
Quarter ending December 2016	6,086	↓
Quarter ending March 2017	5,938	↓
Quarter ending June 2017	5,846	↓
Variance since June 2016	(6.2%)	↓



ACTIVITY



Adjusted Scheduled Activity (UDA)		
Month	2017	2018
April	-71	175
May	1,699	1,966
June	2,678	2,830
July	4,292	
August	5,499	
September	6,863	
October	8,178	
November	9,589	
December	11,008	
January	12,085	
February	13,342	
March	15,287	
April	15,455	
May	15,743	
June	15,761	

QUALITY

	Quantity	Base Number	Contract	AT	Region	England
% of FP17s for the same patient ID Re-attending within 3 months - Children	28	310	9.0%	9.4%	11.6%	12.0%
% of FP17s for the same patient ID Re-attending within 3 months - Adults	250	1,250	20.0%	15.1%	15.9%	16.0%
% of FP17s for the same patient ID Re-attending between 3 & 9 months - Children	160	310	51.6%	59.5%	60.4%	58.0%
% of FP17s for the same patient ID Re-attending between 3 & 9 months - Adults	563	1,250	45.0%	51.8%	52.3%	50.9%
% of FP17s for Band 1 Urgent Courses	144	1,292	11.1%	9.5%	9.5%	9.1%
% of FP17s Relating to Free Repair or Replacements	23	1,292	1.8%	0.6%	0.7%	0.8%
% of FP17s Relating to Continuations	42	1,292	3.3%	1.0%	1.0%	1.1%
% of Patients satisfied with the dentistry they have received	11	12	91.7%	90.8%	91.9%	91.7%
% of Patients satisfied with the time they had to wait for an appointment	10	12	83.3%	87.8%	88.0%	88.0%

* This is based on patients treated on this contract for their most recent course of treatment. Figures in italics indicate the base number of FP17s or Patient Questionnaire responses are less than 100. N/A is shown where the base number of responses is less than 10 during the period. % is calculated as Quantity/Base number*100

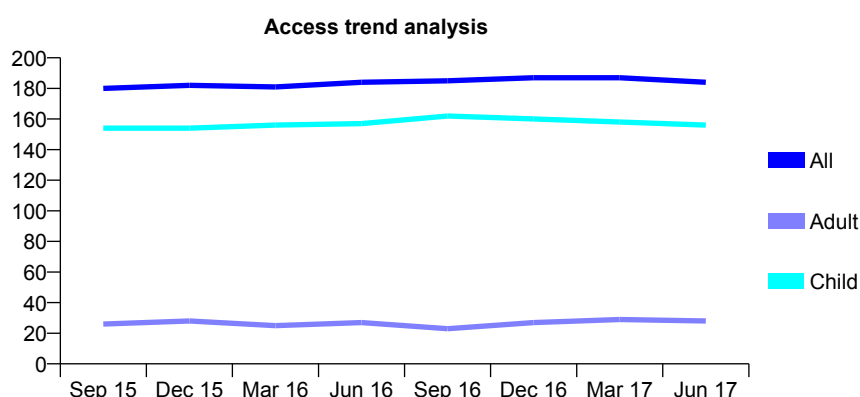
Q68 - Vital Signs At a Glance Contract Report for 940720/0001 - June 2017

Name or company name	MR CR GOVES
Contract type name	GDS Contract
Purpose of contract	General
Contract start date	01/04/2006
Contract end date	

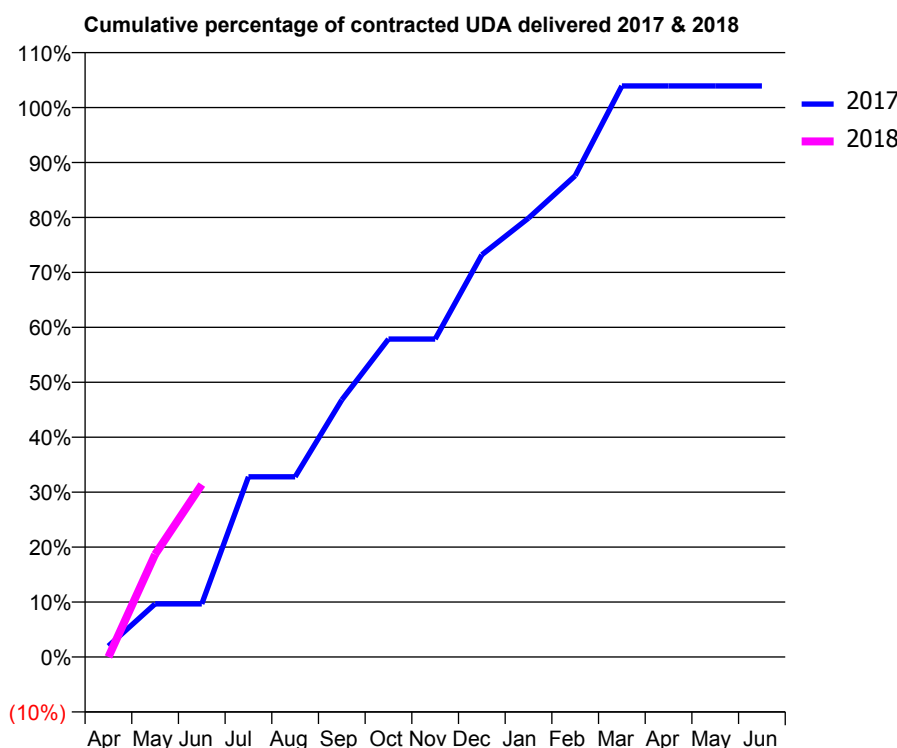
17/18 Contracted general activity (UDA)	300
Carry forward general activity (UDA)	0
17/18 Contracted orthodontic activity (UOA)	0
Carry forward orthodontic activity (UOA)	0
Baseline contract value	£6,683.67

ACCESS*

Patients seen in 24 months	Total	Change since previous quarter
Quarter ending June 2016	184	
Quarter ending September 2016	185	→
Quarter ending December 2016	187	→
Quarter ending March 2017	187	→
Quarter ending June 2017	184	↓
Variance since June 2016	0.0%	→



ACTIVITY



Month	Adjusted Scheduled Activity (UDA)	
	2017	2018
April	6	0
May	29	56
June	29	94
July	98	
August	98	
September	140	
October	174	
November	174	
December	220	
January	240	
February	263	
March	312	
April	312	
May	312	
June	312	

QUALITY

	Quantity	Base Number	Contract	AT	Region	England
% of FP17s for the same patient ID Re-attending within 3 months - Children	2	70	2.9%	9.4%	11.6%	12.0%
% of FP17s for the same patient ID Re-attending within 3 months - Adults	0	0	N/A	15.1%	15.9%	16.0%
% of FP17s for the same patient ID Re-attending between 3 & 9 months - Children	45	70	64.3%	59.5%	60.4%	58.0%
% of FP17s for the same patient ID Re-attending between 3 & 9 months - Adults	0	0	N/A	51.8%	52.3%	50.9%
% of FP17s for Band 1 Urgent Courses	1	70	1.4%	9.5%	9.5%	9.1%
% of FP17s Relating to Free Repair or Replacements	0	70	0.0%	0.6%	0.7%	0.8%
% of FP17s Relating to Continuations	2	70	2.9%	1.0%	1.0%	1.1%
% of Patients satisfied with the dentistry they have received	0	0	N/A	90.8%	91.9%	91.7%
% of Patients satisfied with the time they had to wait for an appointment	0	0	N/A	87.8%	88.0%	88.0%

* This is based on patients treated on this contract for their most recent course of treatment. Figures in italics indicate the base number of FP17s or Patient Questionnaire responses are less than 100. N/A is shown where the base number of responses is less than 10 during the period. % is calculated as Quantity/Base number*100

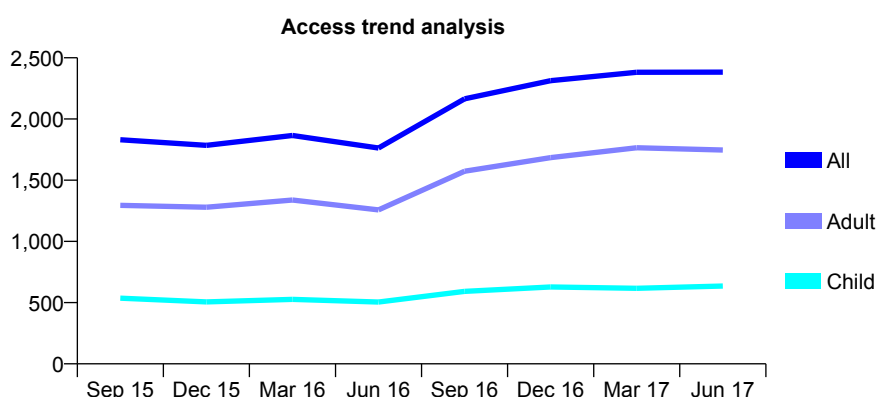
Q68 - Vital Signs At a Glance Contract Report for 941719/0001 - June 2017

Name or company name	MISS F SHAMELI
Contract type name	GDS Contract
Purpose of contract	General
Contract start date	01/04/2006
Contract end date	

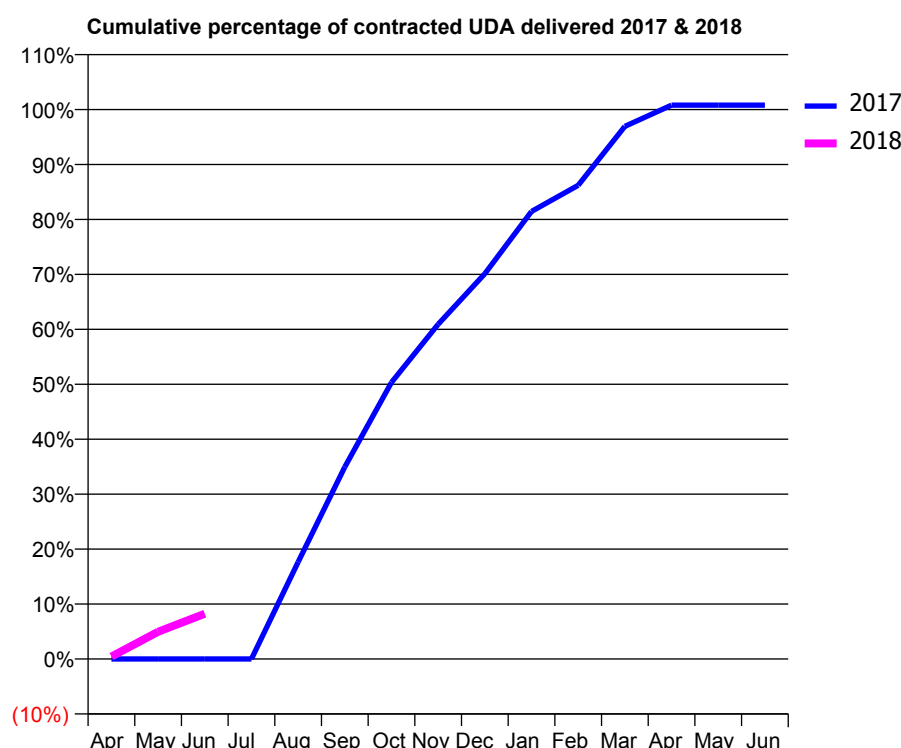
17/18 Contracted general activity (UDA)	7,000
Carry forward general activity (UDA)	0
17/18 Contracted orthodontic activity (UOA)	0
Carry forward orthodontic activity (UOA)	0
Baseline contract value	£165,200.10

ACCESS*

Patients seen in 24 months	Total	Change since previous quarter
Quarter ending June 2016	1,763	
Quarter ending September 2016	2,165	↑
Quarter ending December 2016	2,313	↑
Quarter ending March 2017	2,382	↑
Quarter ending June 2017	2,383	→
Variance since June 2016	35.2%	↑



ACTIVITY



Month	Adjusted Scheduled Activity (UDA)	
	2017	2018
April	0	32
May	0	348
June	0	577
July	0	
August	1,236	
September	2,447	
October	3,524	
November	4,264	
December	4,908	
January	5,701	
February	6,035	
March	6,786	
April	7,056	
May	7,056	
June	7,056	

QUALITY

	Quantity	Base Number	Contract	AT	Region	England
% of FP17s for the same patient ID Re-attending within 3 months - Children	13	179	7.3%	9.4%	11.6%	12.0%
% of FP17s for the same patient ID Re-attending within 3 months - Adults	25	245	10.2%	15.1%	15.9%	16.0%
% of FP17s for the same patient ID Re-attending between 3 & 9 months - Children	95	179	53.1%	59.5%	60.4%	58.0%
% of FP17s for the same patient ID Re-attending between 3 & 9 months - Adults	99	245	40.4%	51.8%	52.3%	50.9%
% of FP17s for Band 1 Urgent Courses	30	322	9.3%	9.5%	9.5%	9.1%
% of FP17s Relating to Free Repair or Replacements	0	322	0.0%	0.6%	0.7%	0.8%
% of FP17s Relating to Continuations	5	322	1.6%	1.0%	1.0%	1.1%
% of Patients satisfied with the dentistry they have received	9	14	64.3%	90.8%	91.9%	91.7%
% of Patients satisfied with the time they had to wait for an appointment	8	14	57.1%	87.8%	88.0%	88.0%

* This is based on patients treated on this contract for their most recent course of treatment. Figures in italics indicate the base number of FP17s or Patient Questionnaire responses are less than 100. N/A is shown where the base number of responses is less than 10 during the period. % is calculated as Quantity/Base number*100

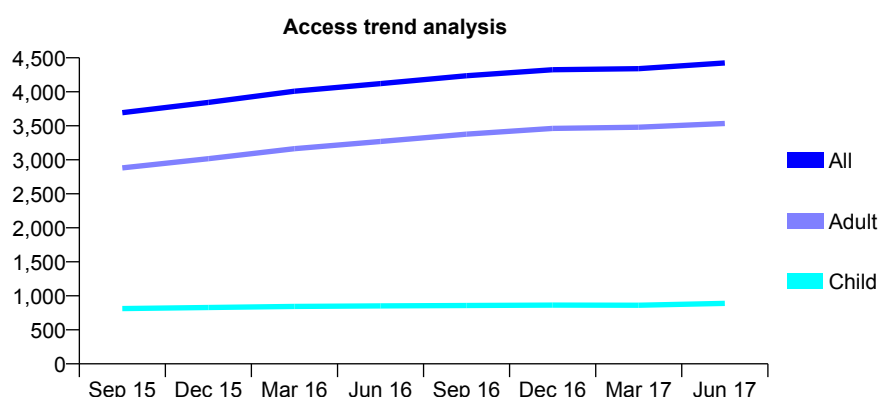
Q68 - Vital Signs At a Glance Contract Report for 941964/0001 - June 2017

Name or company name	MR C OUALI
Contract type name	GDS Contract
Purpose of contract	General
Contract start date	17/06/2011
Contract end date	

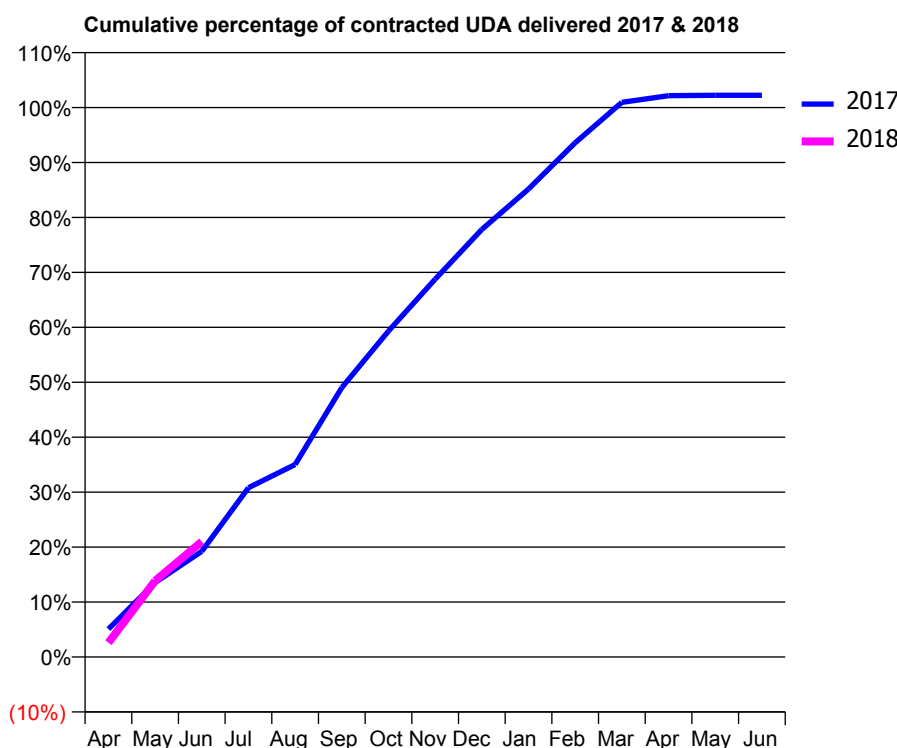
17/18 Contracted general activity (UDA)	13,410
Carry forward general activity (UDA)	0
17/18 Contracted orthodontic activity (UOA)	0
Carry forward orthodontic activity (UOA)	0
Baseline contract value	£360,290.49

ACCESS*

Patients seen in 24 months	Total	Change since previous quarter
Quarter ending June 2016	4,120	
Quarter ending September 2016	4,236	↑
Quarter ending December 2016	4,325	↑
Quarter ending March 2017	4,341	→
Quarter ending June 2017	4,424	→
Variance since June 2016	7.4%	↑



ACTIVITY



Adjusted Scheduled Activity (UDA)		
Month	2017	2018
April	681	351
May	1,817	1,858
June	2,579	2,817
July	4,130	
August	4,697	
September	6,574	
October	7,954	
November	9,222	
December	10,435	
January	11,421	
February	12,551	
March	13,536	
April	13,699	
May	13,708	
June	13,709	

QUALITY

	Quantity	Base Number	Contract	AT	Region	England
% of FP17s for the same patient ID Re-attending within 3 months - Children	15	369	4.1%	9.4%	11.6%	12.0%
% of FP17s for the same patient ID Re-attending within 3 months - Adults	167	1,281	13.0%	15.1%	15.9%	16.0%
% of FP17s for the same patient ID Re-attending between 3 & 9 months - Children	280	369	75.9%	59.5%	60.4%	58.0%
% of FP17s for the same patient ID Re-attending between 3 & 9 months - Adults	869	1,281	67.8%	51.8%	52.3%	50.9%
% of FP17s for Band 1 Urgent Courses	105	1,564	6.7%	9.5%	9.5%	9.1%
% of FP17s Relating to Free Repair or Replacements	8	1,564	0.5%	0.6%	0.7%	0.8%
% of FP17s Relating to Continuations	0	1,564	0.0%	1.0%	1.0%	1.1%
% of Patients satisfied with the dentistry they have received	9	11	81.8%	90.8%	91.9%	91.7%
% of Patients satisfied with the time they had to wait for an appointment	8	11	72.7%	87.8%	88.0%	88.0%

* This is based on patients treated on this contract for their most recent course of treatment. Figures in italics indicate the base number of FP17s or Patient Questionnaire responses are less than 100. N/A is shown where the base number of responses is less than 10 during the period. % is calculated as Quantity/Base number*100

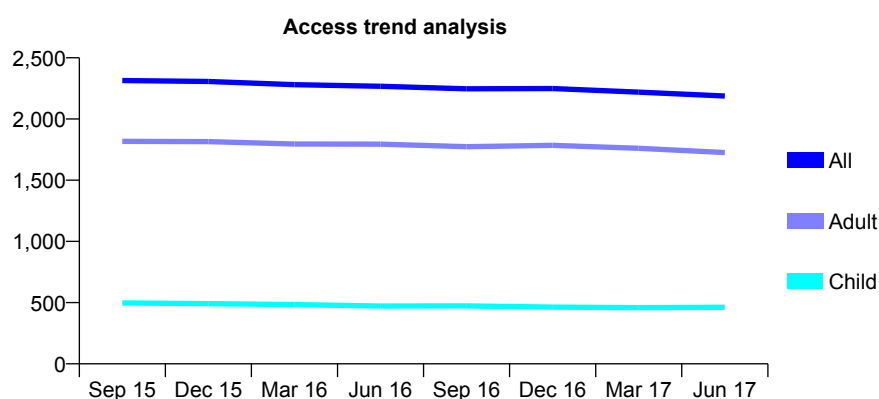
Q68 - Vital Signs At a Glance Contract Report for 946273/0001 - June 2017

Name or company name	MR M GHOLAMI
Contract type name	GDS Contract
Purpose of contract	General
Contract start date	01/04/2006
Contract end date	

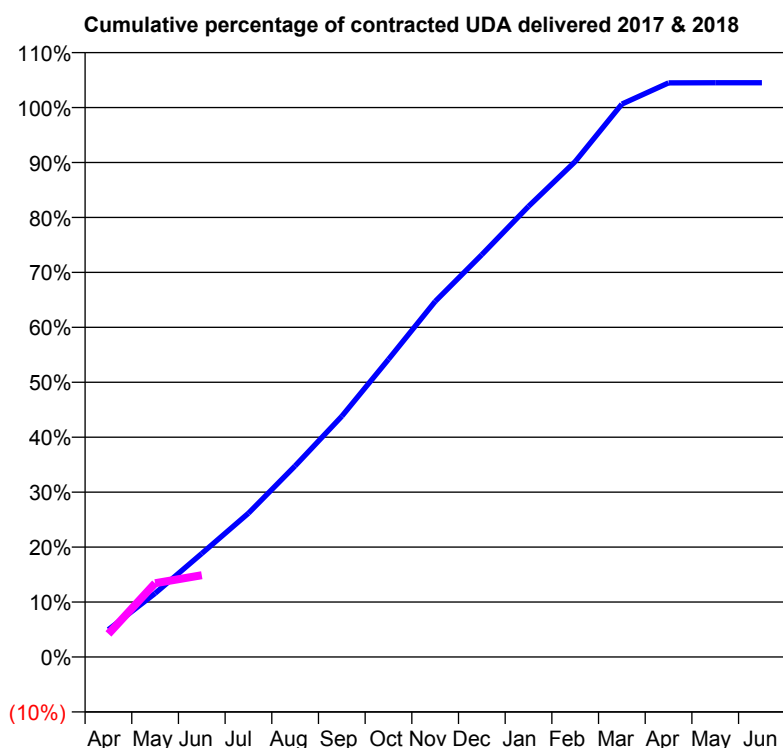
17/18 Contracted general activity (UDA)	9,495
Carry forward general activity (UDA)	0
17/18 Contracted orthodontic activity (UOA)	0
Carry forward orthodontic activity (UOA)	0
Baseline contract value	£253,565.86

ACCESS*

Patients seen in 24 months	Total	Change since previous quarter
Quarter ending June 2016	2,267	
Quarter ending September 2016	2,247	→
Quarter ending December 2016	2,249	→
Quarter ending March 2017	2,220	↓
Quarter ending June 2017	2,188	↓
Variance since June 2016	(3.5%)	↓



ACTIVITY



Adjusted Scheduled Activity (UDA)		
Month	2017	2018
April	474	401
May	1,100	1,276
June	1,789	1,415
July	2,484	
August	3,302	
September	4,160	
October	5,144	
November	6,144	
December	6,952	
January	7,787	
February	8,562	
March	9,554	
April	9,920	
May	9,923	
June	9,923	

QUALITY

	Quantity	Base Number	Contract	AT	Region	England
% of FP17s for the same patient ID Re-attending within 3 months - Children	7	105	6.7%	9.4%	11.6%	12.0%
% of FP17s for the same patient ID Re-attending within 3 months - Adults	77	447	17.2%	15.1%	15.9%	16.0%
% of FP17s for the same patient ID Re-attending between 3 & 9 months - Children	61	105	58.1%	59.5%	60.4%	58.0%
% of FP17s for the same patient ID Re-attending between 3 & 9 months - Adults	272	447	60.9%	51.8%	52.3%	50.9%
% of FP17s for Band 1 Urgent Courses	28	439	6.4%	9.5%	9.5%	9.1%
% of FP17s Relating to Free Repair or Replacements	0	439	0.0%	0.6%	0.7%	0.8%
% of FP17s Relating to Continuations	1	439	0.2%	1.0%	1.0%	1.1%
% of Patients satisfied with the dentistry they have received	4	4	N/A	90.8%	91.9%	91.7%
% of Patients satisfied with the time they had to wait for an appointment	4	4	N/A	87.8%	88.0%	88.0%

* This is based on patients treated on this contract for their most recent course of treatment. Figures in italics indicate the base number of FP17s or Patient Questionnaire responses are less than 100. N/A is shown where the base number of responses is less than 10 during the period. % is calculated as Quantity/Base number*100

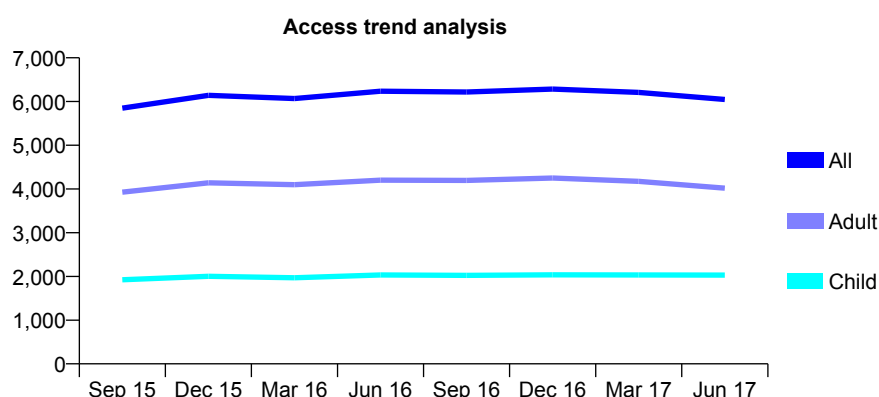
Q68 - Vital Signs At a Glance Contract Report for 947822/0001 - June 2017

Name or company name	MR HS DHALIWAL
Contract type name	GDS Contract
Purpose of contract	General
Contract start date	01/04/2009
Contract end date	

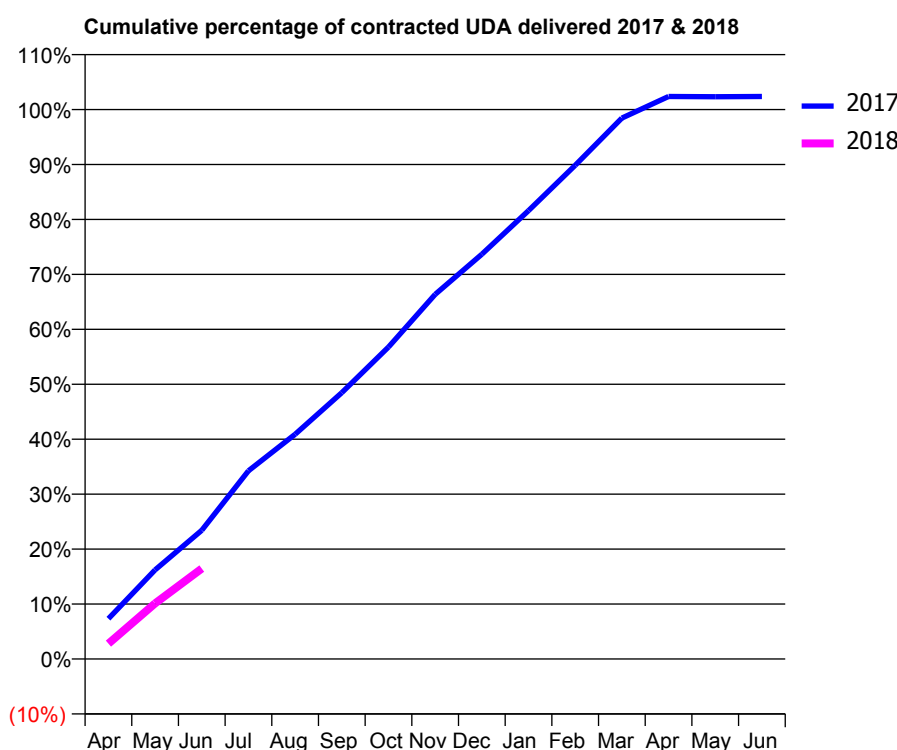
17/18 Contracted general activity (UDA)	13,500
Carry forward general activity (UDA)	0
17/18 Contracted orthodontic activity (UOA)	0
Carry forward orthodontic activity (UOA)	0
Baseline contract value	£362,718.40

ACCESS*

Patients seen in 24 months	Total	Change since previous quarter
Quarter ending June 2016	6,236	
Quarter ending September 2016	6,217	→
Quarter ending December 2016	6,286	→
Quarter ending March 2017	6,207	↓
Quarter ending June 2017	6,048	↓
Variance since June 2016	(3.0%)	↓



ACTIVITY



Adjusted Scheduled Activity (UDA)		
Month	2017	2018
April	991	378
May	2,190	1,368
June	3,163	2,222
July	4,626	
August	5,522	
September	6,544	
October	7,664	
November	8,958	
December	9,945	
January	11,014	
February	12,129	
March	13,290	
April	13,819	
May	13,815	
June	13,819	

QUALITY

	Quantity	Base Number	Contract	AT	Region	England
% of FP17s for the same patient ID Re-attending within 3 months - Children	50	644	7.8%	9.4%	11.6%	12.0%
% of FP17s for the same patient ID Re-attending within 3 months - Adults	171	1,052	16.3%	15.1%	15.9%	16.0%
% of FP17s for the same patient ID Re-attending between 3 & 9 months - Children	405	644	62.9%	59.5%	60.4%	58.0%
% of FP17s for the same patient ID Re-attending between 3 & 9 months - Adults	575	1,052	54.7%	51.8%	52.3%	50.9%
% of FP17s for Band 1 Urgent Courses	153	1,415	10.8%	9.5%	9.5%	9.1%
% of FP17s Relating to Free Repair or Replacements	17	1,415	1.2%	0.6%	0.7%	0.8%
% of FP17s Relating to Continuations	14	1,415	1.0%	1.0%	1.0%	1.1%
% of Patients satisfied with the dentistry they have received	17	18	94.4%	90.8%	91.9%	91.7%
% of Patients satisfied with the time they had to wait for an appointment	13	18	72.2%	87.8%	88.0%	88.0%

* This is based on patients treated on this contract for their most recent course of treatment. Figures in italics indicate the base number of FP17s or Patient Questionnaire responses are less than 100. N/A is shown where the base number of responses is less than 10 during the period. % is calculated as Quantity/Base number*100

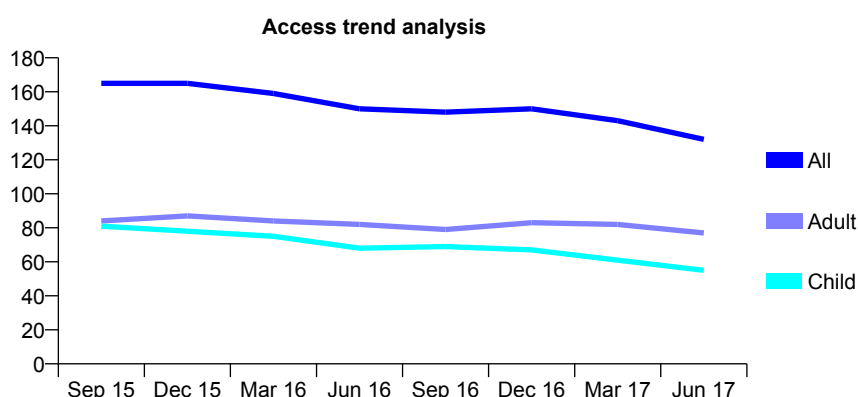
Q68 - Vital Signs At a Glance Contract Report for 949469/0001 - June 2017

Name or company name	MR HC PAGE
Contract type name	GDS Contract
Purpose of contract	General
Contract start date	01/10/2010
Contract end date	

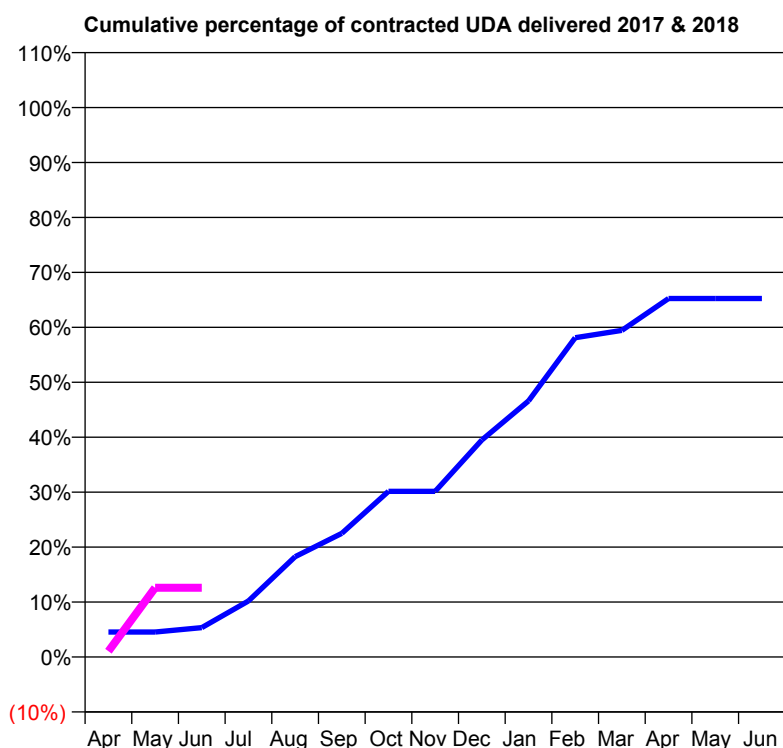
17/18 Contracted general activity (UDA)	400
Carry forward general activity (UDA)	0
17/18 Contracted orthodontic activity (UOA)	0
Carry forward orthodontic activity (UOA)	0
Baseline contract value	£11,839.37

ACCESS*

Patients seen in 24 months	Total	Change since previous quarter
Quarter ending June 2016	150	
Quarter ending September 2016	148	↓
Quarter ending December 2016	150	→
Quarter ending March 2017	143	↓
Quarter ending June 2017	132	↓
Variance since June 2016	(12.0%)	↓



ACTIVITY



Adjusted Scheduled Activity (UDA)		
Month	2017	2018
April	18	4
May	18	50
June	21	50
July	41	
August	73	
September	90	
October	121	
November	121	
December	158	
January	186	
February	232	
March	238	
April	261	
May	261	
June	261	

QUALITY

	Quantity	Base Number	Contract	AT	Region	England
% of FP17s for the same patient ID Re-attending within 3 months - Children	1	14	7.1%	9.4%	11.6%	12.0%
% of FP17s for the same patient ID Re-attending within 3 months - Adults	3	23	13.0%	15.1%	15.9%	16.0%
% of FP17s for the same patient ID Re-attending between 3 & 9 months - Children	9	14	64.3%	59.5%	60.4%	58.0%
% of FP17s for the same patient ID Re-attending between 3 & 9 months - Adults	10	23	43.5%	51.8%	52.3%	50.9%
% of FP17s for Band 1 Urgent Courses	2	29	6.9%	9.5%	9.5%	9.1%
% of FP17s Relating to Free Repair or Replacements	0	29	0.0%	0.6%	0.7%	0.8%
% of FP17s Relating to Continuations	0	29	0.0%	1.0%	1.0%	1.1%
% of Patients satisfied with the dentistry they have received	0	0	N/A	90.8%	91.9%	91.7%
% of Patients satisfied with the time they had to wait for an appointment	0	0	N/A	87.8%	88.0%	88.0%

* This is based on patients treated on this contract for their most recent course of treatment. Figures in italics indicate the base number of FP17s or Patient Questionnaire responses are less than 100. N/A is shown where the base number of responses is less than 10 during the period. % is calculated as Quantity/Base number*100

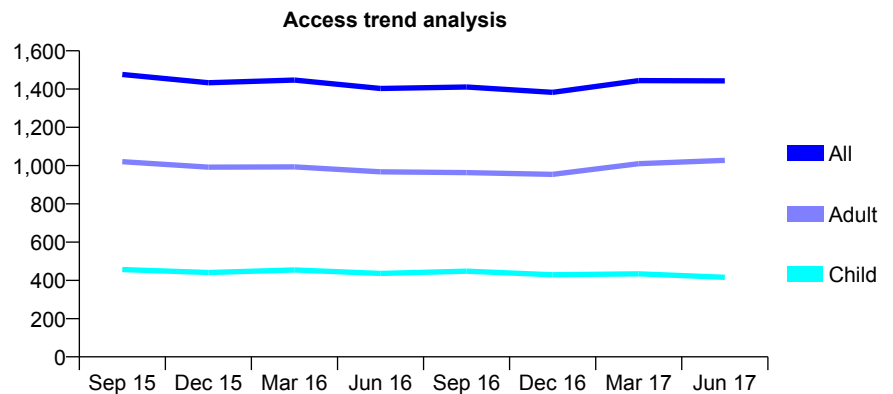
Q68 - Vital Signs At a Glance Contract Report for 949973/0001 - June 2017

Name or company name	MR A DARGAHI
Contract type name	GDS Contract
Purpose of contract	General
Contract start date	01/04/2006
Contract end date	

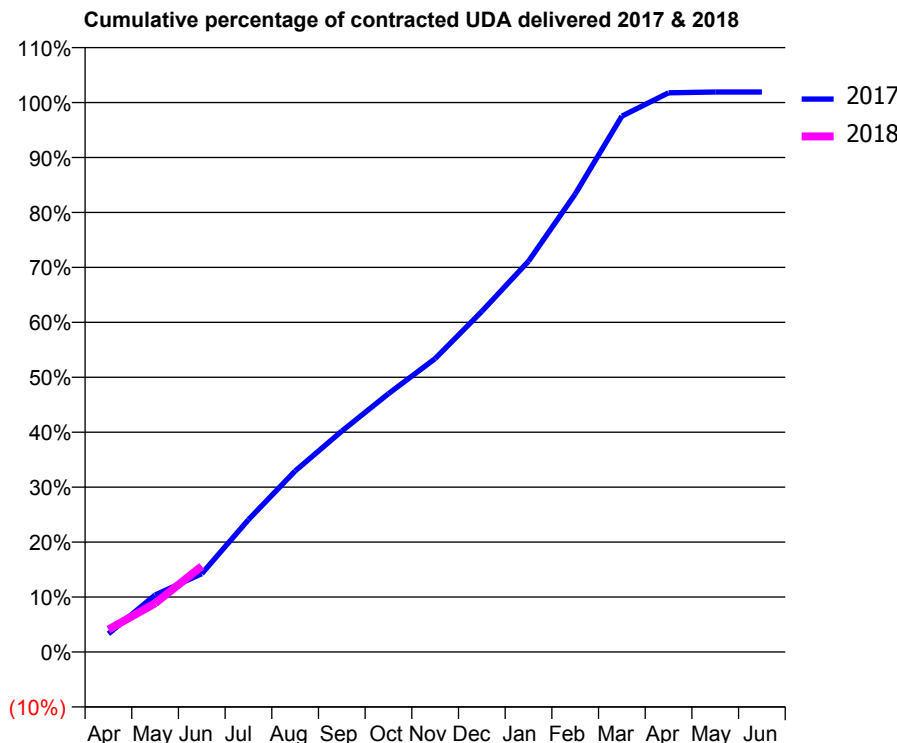
17/18 Contracted general activity (UDA)	5,000
Carry forward general activity (UDA)	0
17/18 Contracted orthodontic activity (UOA)	0
Carry forward orthodontic activity (UOA)	0
Baseline contract value	£143,229.02

ACCESS*

Patients seen in 24 months	Total	Change since previous quarter
Quarter ending June 2016	1,403	
Quarter ending September 2016	1,411	→
Quarter ending December 2016	1,383	↓
Quarter ending March 2017	1,444	↑
Quarter ending June 2017	1,443	→
Variance since June 2016	2.9%	↑



ACTIVITY



Adjusted Scheduled Activity (UDA)		
Month	2017	2018
April	166	205
May	519	444
June	712	780
July	1,205	
August	1,647	
September	2,009	
October	2,351	
November	2,670	
December	3,100	
January	3,556	
February	4,168	
March	4,876	
April	5,089	
May	5,096	
June	5,096	

QUALITY

	Quantity	Base Number	Contract	AT	Region	England
% of FP17s for the same patient ID Re-attending within 3 months - Children	8	139	5.8%	9.4%	11.6%	12.0%
% of FP17s for the same patient ID Re-attending within 3 months - Adults	46	292	15.8%	15.1%	15.9%	16.0%
% of FP17s for the same patient ID Re-attending between 3 & 9 months - Children	85	139	61.2%	59.5%	60.4%	58.0%
% of FP17s for the same patient ID Re-attending between 3 & 9 months - Adults	131	292	44.9%	51.8%	52.3%	50.9%
% of FP17s for Band 1 Urgent Courses	36	326	11.0%	9.5%	9.5%	9.1%
% of FP17s Relating to Free Repair or Replacements	1	326	0.3%	0.6%	0.7%	0.8%
% of FP17s Relating to Continuations	6	326	1.8%	1.0%	1.0%	1.1%
% of Patients satisfied with the dentistry they have received	4	4	N/A	90.8%	91.9%	91.7%
% of Patients satisfied with the time they had to wait for an appointment	4	4	N/A	87.8%	88.0%	88.0%

* This is based on patients treated on this contract for their most recent course of treatment. Figures in italics indicate the base number of FP17s or Patient Questionnaire responses are less than 100. N/A is shown where the base number of responses is less than 10 during the period. % is calculated as Quantity/Base number*100

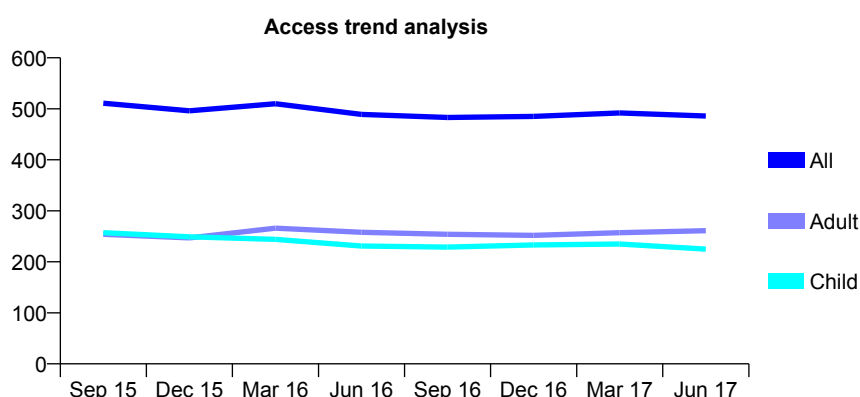
Q68 - Vital Signs At a Glance Contract Report for 953156/0001 - June 2017

Name or company name	MS V BALBONTIN LAUDIEN
Contract type name	GDS Contract
Purpose of contract	General
Contract start date	01/10/2012
Contract end date	

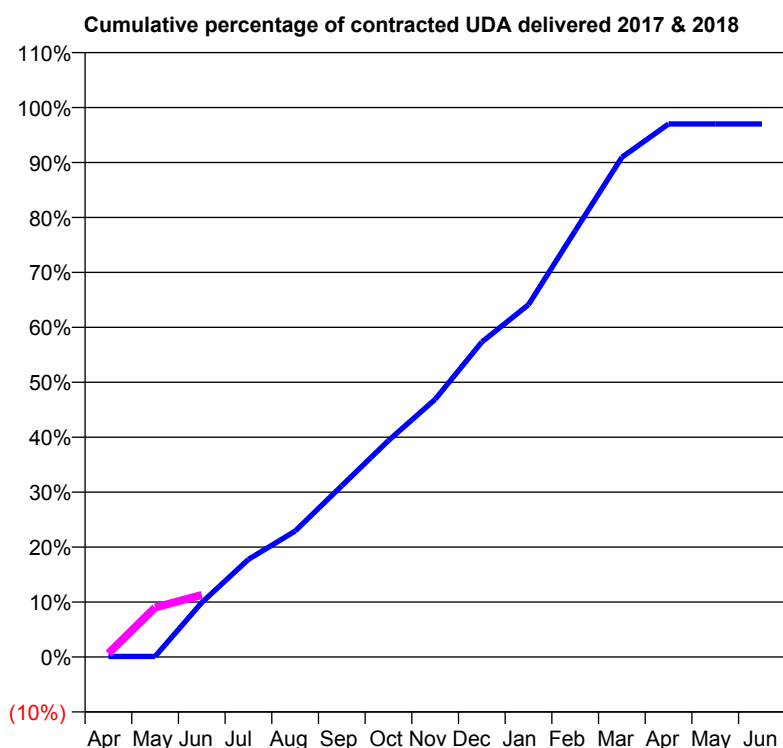
17/18 Contracted general activity (UDA)	1,666
Carry forward general activity (UDA)	0
17/18 Contracted orthodontic activity (UOA)	0
Carry forward orthodontic activity (UOA)	0
Baseline contract value	£37,021.85

ACCESS*

Patients seen in 24 months	Total	Change since previous quarter
Quarter ending June 2016	489	
Quarter ending September 2016	483	↓
Quarter ending December 2016	485	→
Quarter ending March 2017	492	→
Quarter ending June 2017	486	↓
Variance since June 2016	(0.6%)	→



ACTIVITY



Adjusted Scheduled Activity (UDA)		
Month	2017	2018
April	2	11
May	2	150
June	165	188
July	296	
August	382	
September	519	
October	656	
November	781	
December	955	
January	1,068	
February	1,292	
March	1,515	
April	1,616	
May	1,616	
June	1,616	

QUALITY

	Quantity	Base Number	Contract	AT	Region	England
% of FP17s for the same patient ID Re-attending within 3 months - Children	3	51	5.9%	9.4%	11.6%	12.0%
% of FP17s for the same patient ID Re-attending within 3 months - Adults	9	61	14.8%	15.1%	15.9%	16.0%
% of FP17s for the same patient ID Re-attending between 3 & 9 months - Children	26	51	51.0%	59.5%	60.4%	58.0%
% of FP17s for the same patient ID Re-attending between 3 & 9 months - Adults	31	61	50.8%	51.8%	52.3%	50.9%
% of FP17s for Band 1 Urgent Courses	0	74	0.0%	9.5%	9.5%	9.1%
% of FP17s Relating to Free Repair or Replacements	0	74	0.0%	0.6%	0.7%	0.8%
% of FP17s Relating to Continuations	0	74	0.0%	1.0%	1.0%	1.1%
% of Patients satisfied with the dentistry they have received	0	0	N/A	90.8%	91.9%	91.7%
% of Patients satisfied with the time they had to wait for an appointment	0	0	N/A	87.8%	88.0%	88.0%

* This is based on patients treated on this contract for their most recent course of treatment. Figures in italics indicate the base number of FP17s or Patient Questionnaire responses are less than 100. N/A is shown where the base number of responses is less than 10 during the period. % is calculated as Quantity/Base number*100

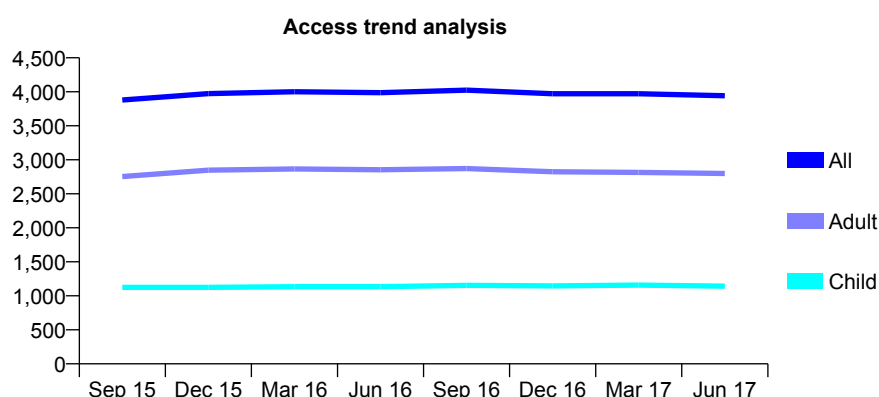
Q68 - Vital Signs At a Glance Contract Report for 959391/0001 - June 2017

Name or company name	MR MM BADRBEIGI
Contract type name	GDS Contract
Purpose of contract	General
Contract start date	01/04/2006
Contract end date	

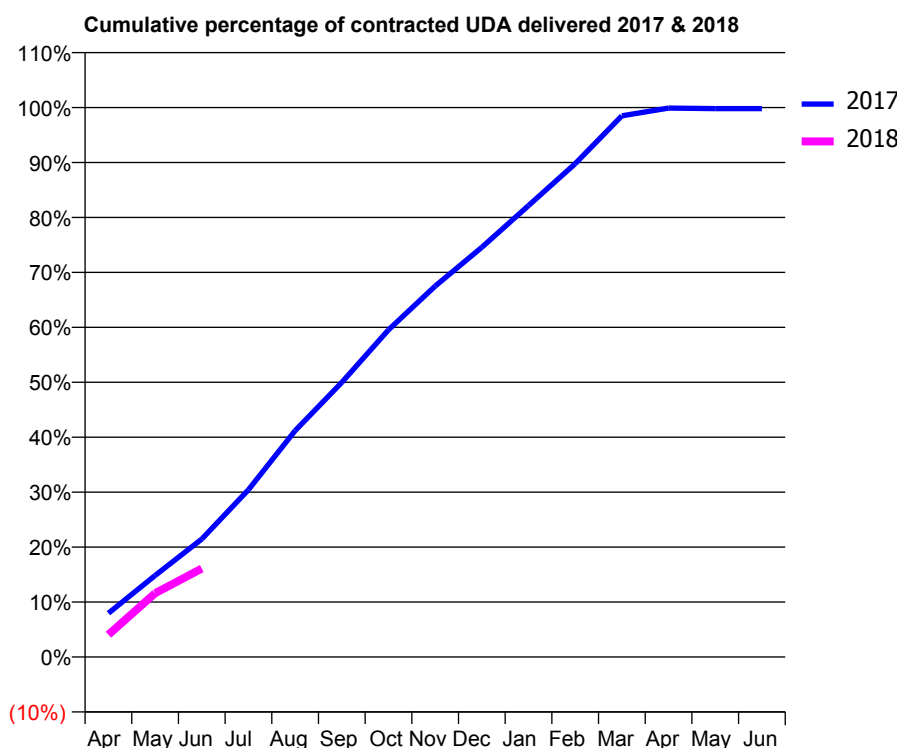
17/18 Contracted general activity (UDA)	12,138
Carry forward general activity (UDA)	0
17/18 Contracted orthodontic activity (UOA)	0
Carry forward orthodontic activity (UOA)	0
Baseline contract value	£317,161.60

ACCESS*

Patients seen in 24 months	Total	Change since previous quarter
Quarter ending June 2016	3,988	
Quarter ending September 2016	4,024	→
Quarter ending December 2016	3,971	↓
Quarter ending March 2017	3,971	→
Quarter ending June 2017	3,942	→
Variance since June 2016	(1.2%)	↓



ACTIVITY



Month	Adjusted Scheduled Activity (UDA)	
	2017	2018
April	967	494
May	1,801	1,409
June	2,605	1,954
July	3,696	
August	5,000	
September	6,066	
October	7,227	
November	8,193	
December	9,051	
January	9,973	
February	10,897	
March	11,954	
April	12,124	
May	12,112	
June	12,112	

QUALITY

	Quantity	Base Number	Contract	AT	Region	England
% of FP17s for the same patient ID Re-attending within 3 months - Children	10	343	2.9%	9.4%	11.6%	12.0%
% of FP17s for the same patient ID Re-attending within 3 months - Adults	63	623	10.1%	15.1%	15.9%	16.0%
% of FP17s for the same patient ID Re-attending between 3 & 9 months - Children	211	343	61.5%	59.5%	60.4%	58.0%
% of FP17s for the same patient ID Re-attending between 3 & 9 months - Adults	339	623	54.4%	51.8%	52.3%	50.9%
% of FP17s for Band 1 Urgent Courses	48	885	5.4%	9.5%	9.5%	9.1%
% of FP17s Relating to Free Repair or Replacements	2	885	0.2%	0.6%	0.7%	0.8%
% of FP17s Relating to Continuations	1	885	0.1%	1.0%	1.0%	1.1%
% of Patients satisfied with the dentistry they have received	9	9	N/A	90.8%	91.9%	91.7%
% of Patients satisfied with the time they had to wait for an appointment	9	9	N/A	87.8%	88.0%	88.0%

* This is based on patients treated on this contract for their most recent course of treatment. Figures in italics indicate the base number of FP17s or Patient Questionnaire responses are less than 100. N/A is shown where the base number of responses is less than 10 during the period. % is calculated as Quantity/Base number*100

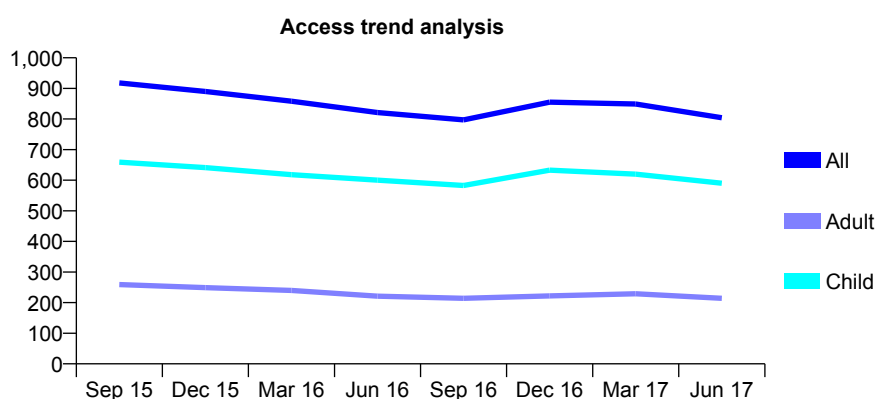
Q68 - Vital Signs At a Glance Contract Report for 960365/0001 - June 2017

Name or company name	MRS N HEIDARI-ROBINSON
Contract type name	GDS Contract
Purpose of contract	General
Contract start date	01/04/2012
Contract end date	

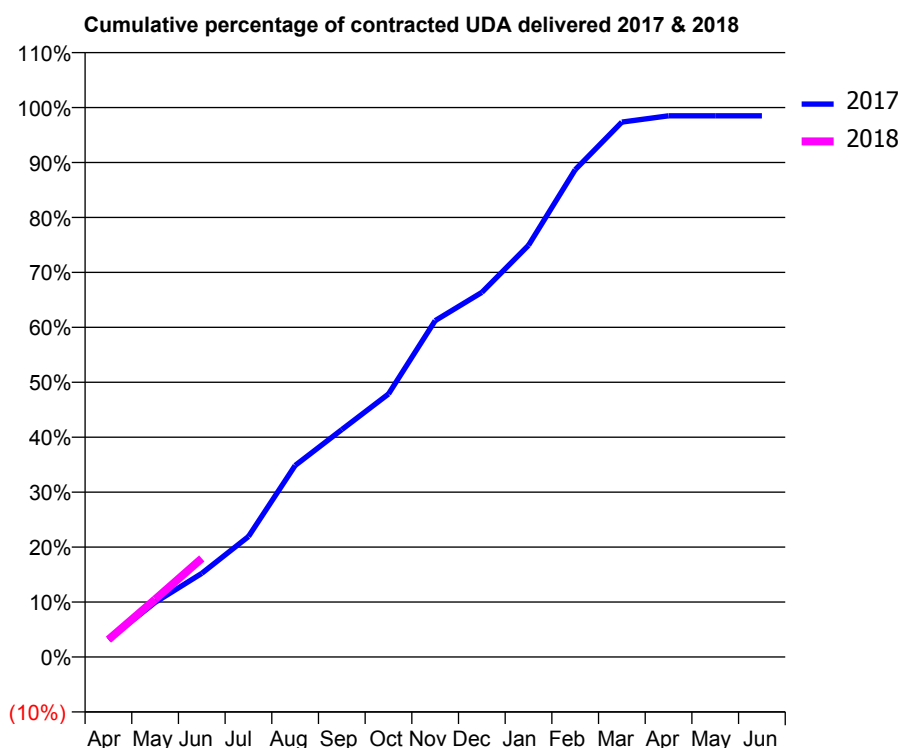
17/18 Contracted general activity (UDA)	3,300
Carry forward general activity (UDA)	0
17/18 Contracted orthodontic activity (UOA)	0
Carry forward orthodontic activity (UOA)	0
Baseline contract value	£81,005.49

ACCESS*

Patients seen in 24 months	Total	Change since previous quarter
Quarter ending June 2016	821	
Quarter ending September 2016	797	↓
Quarter ending December 2016	855	↑
Quarter ending March 2017	849	→
Quarter ending June 2017	804	↓
Variance since June 2016	(2.1%)	↓



ACTIVITY



Adjusted Scheduled Activity (UDA)		
Month	2017	2018
April	104	104
May	328	346
June	502	592
July	724	
August	1,151	
September	1,366	
October	1,580	
November	2,020	
December	2,190	
January	2,472	
February	2,926	
March	3,213	
April	3,250	
May	3,250	
June	3,250	

QUALITY

	Quantity	Base Number	Contract	AT	Region	England
% of FP17s for the same patient ID Re-attending within 3 months - Children	22	241	9.1%	9.4%	11.6%	12.0%
% of FP17s for the same patient ID Re-attending within 3 months - Adults	10	47	21.3%	15.1%	15.9%	16.0%
% of FP17s for the same patient ID Re-attending between 3 & 9 months - Children	178	241	73.9%	59.5%	60.4%	58.0%
% of FP17s for the same patient ID Re-attending between 3 & 9 months - Adults	25	47	53.2%	51.8%	52.3%	50.9%
% of FP17s for Band 1 Urgent Courses	4	269	1.5%	9.5%	9.5%	9.1%
% of FP17s Relating to Free Repair or Replacements	0	269	0.0%	0.6%	0.7%	0.8%
% of FP17s Relating to Continuations	0	269	0.0%	1.0%	1.0%	1.1%
% of Patients satisfied with the dentistry they have received	3	3	N/A	90.8%	91.9%	91.7%
% of Patients satisfied with the time they had to wait for an appointment	3	3	N/A	87.8%	88.0%	88.0%

* This is based on patients treated on this contract for their most recent course of treatment. Figures in italics indicate the base number of FP17s or Patient Questionnaire responses are less than 100. N/A is shown where the base number of responses is less than 10 during the period. % is calculated as Quantity/Base number*100

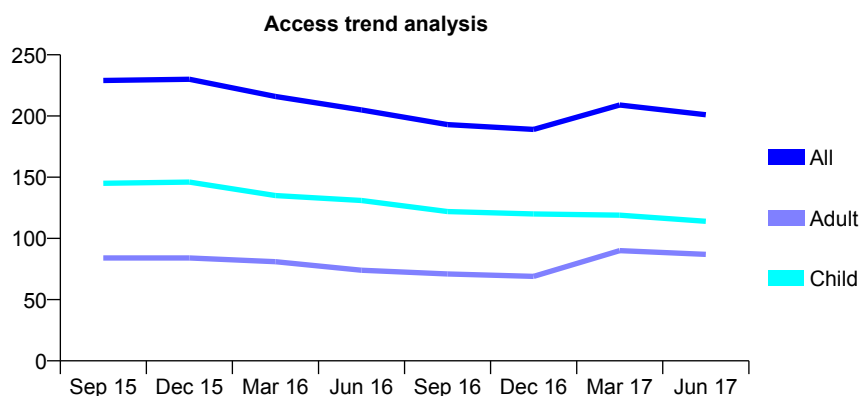
Q68 - Vital Signs At a Glance Contract Report for 962384/0001 - June 2017

Name or company name	MISS S JIWANI
Contract type name	GDS Contract
Purpose of contract	General
Contract start date	01/11/2011
Contract end date	

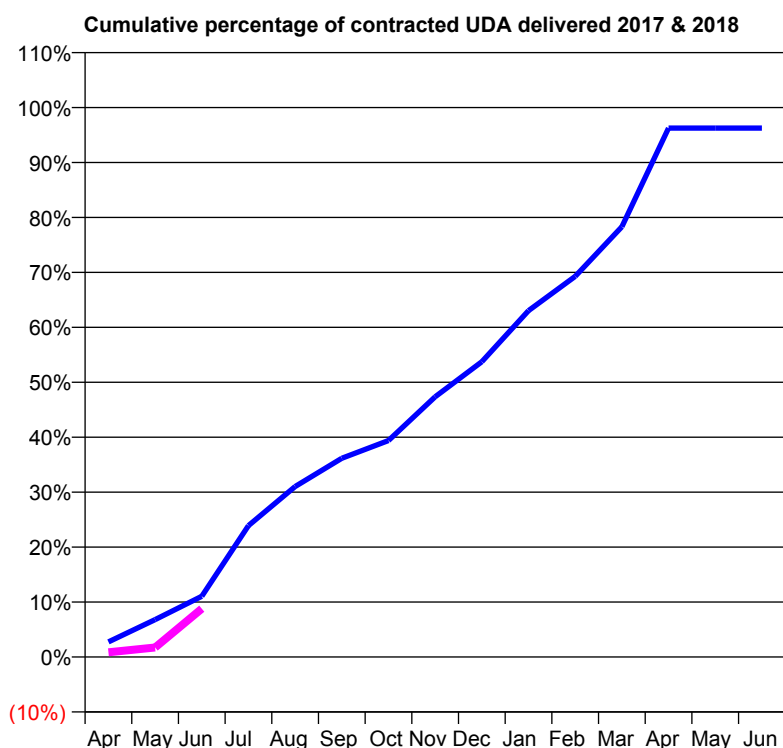
17/18 Contracted general activity (UDA)	470
Carry forward general activity (UDA)	0
17/18 Contracted orthodontic activity (UOA)	0
Carry forward orthodontic activity (UOA)	0
Baseline contract value	£12,207.44

ACCESS*

Patients seen in 24 months	Total	Change since previous quarter
Quarter ending June 2016	205	
Quarter ending September 2016	193	↓
Quarter ending December 2016	189	↓
Quarter ending March 2017	209	↑
Quarter ending June 2017	201	↓
Variance since June 2016	(2.0%)	↓



ACTIVITY



Adjusted Scheduled Activity (UDA)		
Month	2017	2018
April	13	4
May	32	8
June	52	41
July	112	
August	146	
September	170	
October	185	
November	223	
December	253	
January	296	
February	326	
March	368	
April	452	
May	452	
June	452	

QUALITY

	Quantity	Base Number	Contract	AT	Region	England
% of FP17s for the same patient ID Re-attending within 3 months - Children	4	42	9.5%	9.4%	11.6%	12.0%
% of FP17s for the same patient ID Re-attending within 3 months - Adults	4	32	12.5%	15.1%	15.9%	16.0%
% of FP17s for the same patient ID Re-attending between 3 & 9 months - Children	22	42	52.4%	59.5%	60.4%	58.0%
% of FP17s for the same patient ID Re-attending between 3 & 9 months - Adults	17	32	53.1%	51.8%	52.3%	50.9%
% of FP17s for Band 1 Urgent Courses	2	33	6.1%	9.5%	9.5%	9.1%
% of FP17s Relating to Free Repair or Replacements	0	33	0.0%	0.6%	0.7%	0.8%
% of FP17s Relating to Continuations	0	33	0.0%	1.0%	1.0%	1.1%
% of Patients satisfied with the dentistry they have received	0	0	N/A	90.8%	91.9%	91.7%
% of Patients satisfied with the time they had to wait for an appointment	0	0	N/A	87.8%	88.0%	88.0%

* This is based on patients treated on this contract for their most recent course of treatment. Figures in italics indicate the base number of FP17s or Patient Questionnaire responses are less than 100. N/A is shown where the base number of responses is less than 10 during the period. % is calculated as Quantity/Base number*100

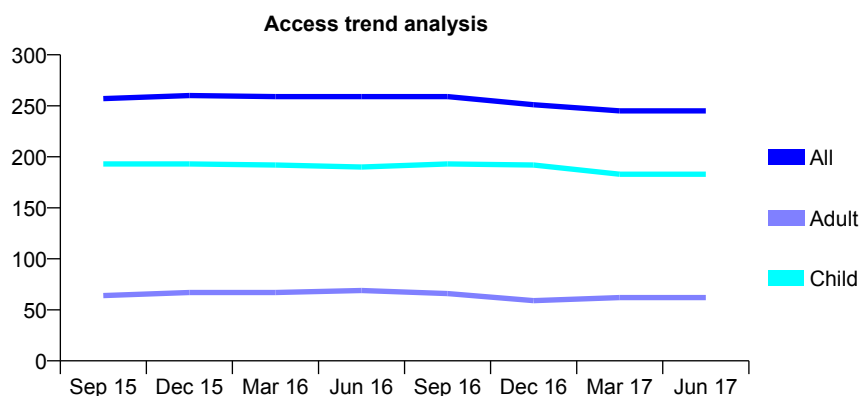
Q68 - Vital Signs At a Glance Contract Report for 963712/0001 - June 2017

Name or company name	MR RJ FRANCSICS
Contract type name	GDS Contract
Purpose of contract	General
Contract start date	01/06/2012
Contract end date	

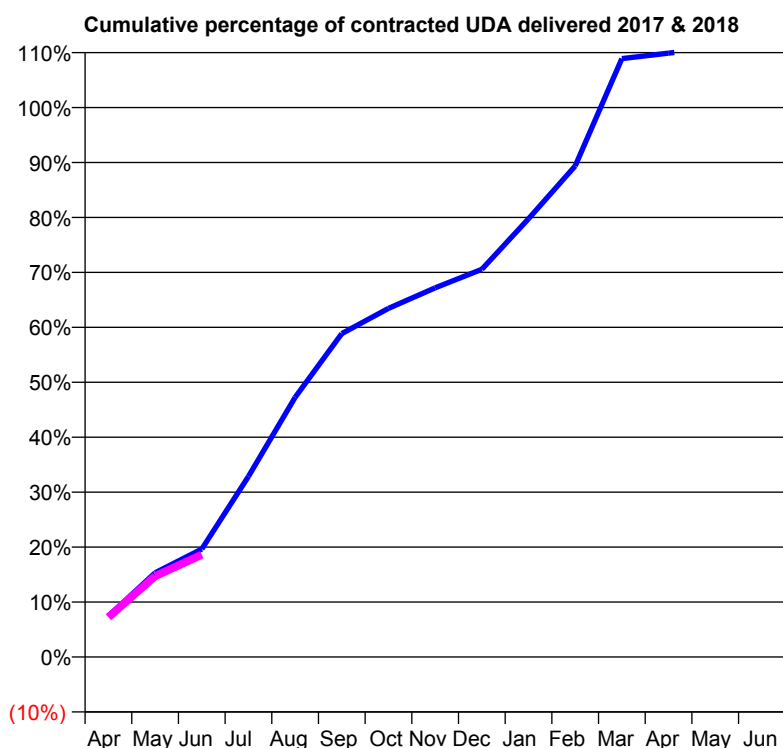
17/18 Contracted general activity (UDA)	510
Carry forward general activity (UDA)	0
17/18 Contracted orthodontic activity (UOA)	0
Carry forward orthodontic activity (UOA)	0
Baseline contract value	£12,132.00

ACCESS*

Patients seen in 24 months	Total	Change since previous quarter
Quarter ending June 2016	259	
Quarter ending September 2016	259	→
Quarter ending December 2016	251	↓
Quarter ending March 2017	245	↓
Quarter ending June 2017	245	→
Variance since June 2016	(5.4%)	↓



ACTIVITY



Adjusted Scheduled Activity (UDA)		
Month	2017	2018
April	38	37
May	78	75
June	100	95
July	168	
August	241	
September	300	
October	324	
November	343	
December	360	
January	407	
February	456	
March	555	
April	560	
May	565	
June	566	

QUALITY

	Quantity	Base Number	Contract	AT	Region	England
% of FP17s for the same patient ID Re-attending within 3 months - Children	2	51	3.9%	9.4%	11.6%	12.0%
% of FP17s for the same patient ID Re-attending within 3 months - Adults	1	13	7.7%	15.1%	15.9%	16.0%
% of FP17s for the same patient ID Re-attending between 3 & 9 months - Children	35	51	68.6%	59.5%	60.4%	58.0%
% of FP17s for the same patient ID Re-attending between 3 & 9 months - Adults	3	13	23.1%	51.8%	52.3%	50.9%
% of FP17s for Band 1 Urgent Courses	5	55	9.1%	9.5%	9.5%	9.1%
% of FP17s Relating to Free Repair or Replacements	0	55	0.0%	0.6%	0.7%	0.8%
% of FP17s Relating to Continuations	0	55	0.0%	1.0%	1.0%	1.1%
% of Patients satisfied with the dentistry they have received	0	0	N/A	90.8%	91.9%	91.7%
% of Patients satisfied with the time they had to wait for an appointment	0	0	N/A	87.8%	88.0%	88.0%

* This is based on patients treated on this contract for their most recent course of treatment. Figures in italics indicate the base number of FP17s or Patient Questionnaire responses are less than 100. N/A is shown where the base number of responses is less than 10 during the period. % is calculated as Quantity/Base number*100

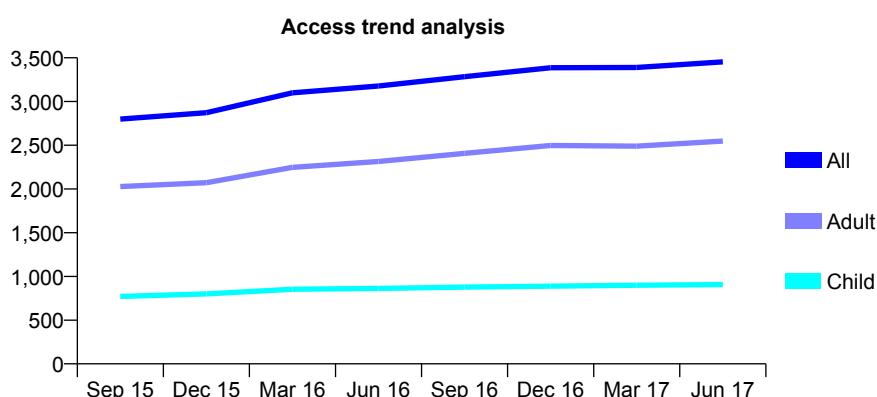
Q68 - Vital Signs At a Glance Contract Report for 972029/0001 - June 2017

Name or company name	MISS KM BOLES
Contract type name	GDS Contract
Purpose of contract	General
Contract start date	01/09/2013
Contract end date	

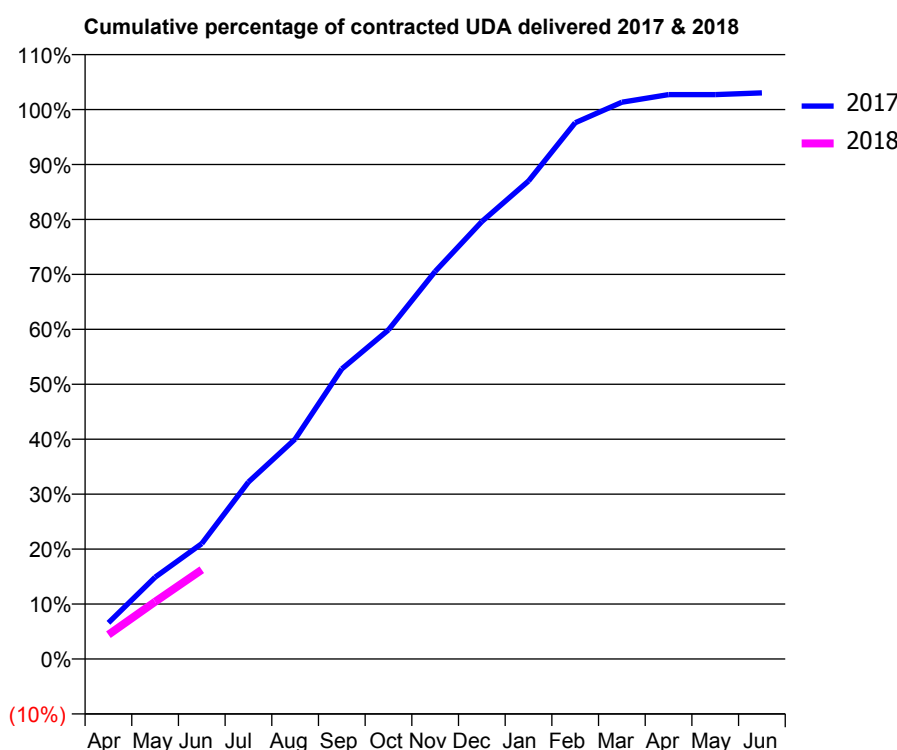
17/18 Contracted general activity (UDA)	8,284
Carry forward general activity (UDA)	0
17/18 Contracted orthodontic activity (UOA)	0
Carry forward orthodontic activity (UOA)	0
Baseline contract value	£210,291.95

ACCESS*

Patients seen in 24 months	Total	Change since previous quarter
Quarter ending June 2016	3,177	
Quarter ending September 2016	3,284	↑
Quarter ending December 2016	3,386	↑
Quarter ending March 2017	3,389	→
Quarter ending June 2017	3,454	→
Variance since June 2016	8.7%	↑



ACTIVITY



Adjusted Scheduled Activity (UDA)		
Month	2017	2018
April	545	368
May	1,233	863
June	1,740	1,345
July	2,669	
August	3,317	
September	4,373	
October	4,962	
November	5,844	
December	6,595	
January	7,206	
February	8,084	
March	8,395	
April	8,508	
May	8,509	
June	8,535	

QUALITY

	Quantity	Base Number	Contract	AT	Region	England
% of FP17s for the same patient ID Re-attending within 3 months - Children	22	304	7.2%	9.4%	11.6%	12.0%
% of FP17s for the same patient ID Re-attending within 3 months - Adults	76	666	11.4%	15.1%	15.9%	16.0%
% of FP17s for the same patient ID Re-attending between 3 & 9 months - Children	171	304	56.3%	59.5%	60.4%	58.0%
% of FP17s for the same patient ID Re-attending between 3 & 9 months - Adults	332	666	49.8%	51.8%	52.3%	50.9%
% of FP17s for Band 1 Urgent Courses	45	630	7.1%	9.5%	9.5%	9.1%
% of FP17s Relating to Free Repair or Replacements	1	630	0.2%	0.6%	0.7%	0.8%
% of FP17s Relating to Continuations	1	630	0.2%	1.0%	1.0%	1.1%
% of Patients satisfied with the dentistry they have received	3	3	N/A	90.8%	91.9%	91.7%
% of Patients satisfied with the time they had to wait for an appointment	2	3	N/A	87.8%	88.0%	88.0%

* This is based on patients treated on this contract for their most recent course of treatment. Figures in italics indicate the base number of FP17s or Patient Questionnaire responses are less than 100. N/A is shown where the base number of responses is less than 10 during the period. % is calculated as Quantity/Base number*100

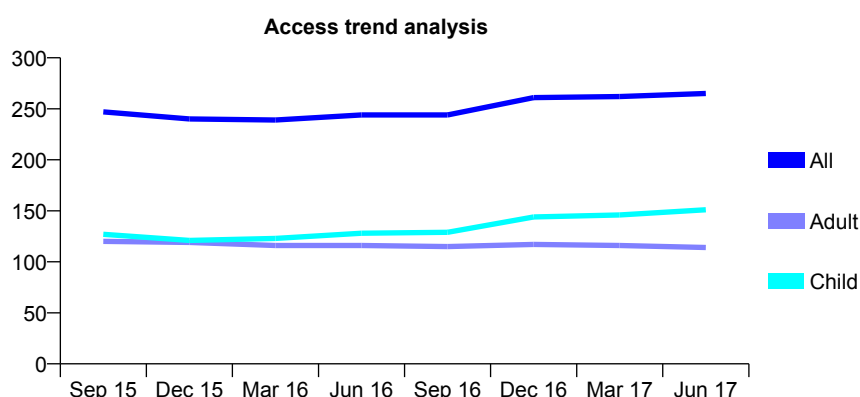
Q68 - Vital Signs At a Glance Contract Report for 974498/0001 - June 2017

Name or company name	MR MA TREMMEL
Contract type name	GDS Contract
Purpose of contract	General
Contract start date	24/12/2011
Contract end date	

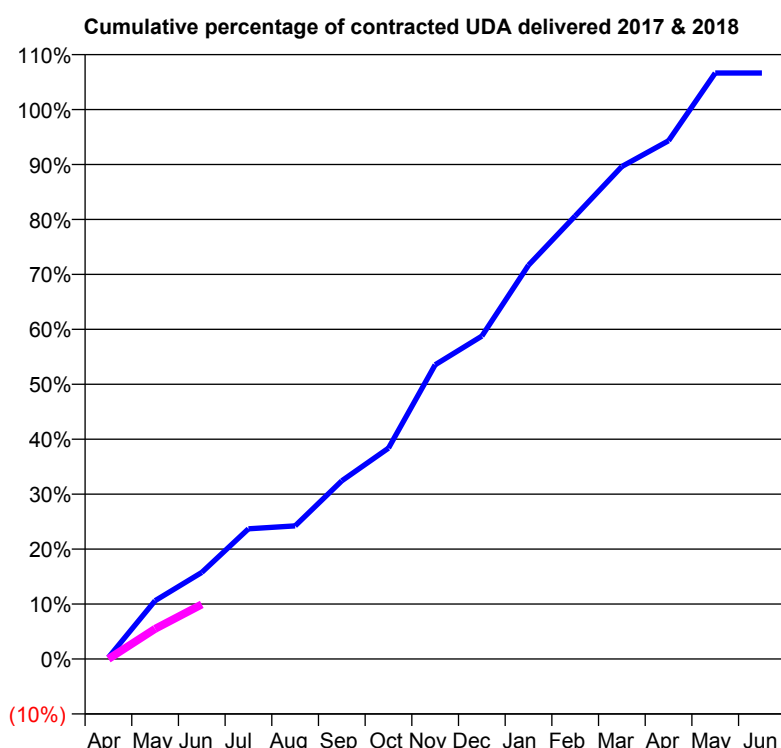
17/18 Contracted general activity (UDA)	727
Carry forward general activity (UDA)	0
17/18 Contracted orthodontic activity (UOA)	0
Carry forward orthodontic activity (UOA)	0
Baseline contract value	£16,387.61

ACCESS*

Patients seen in 24 months	Total	Change since previous quarter
Quarter ending June 2016	244	
Quarter ending September 2016	244	→
Quarter ending December 2016	261	↑
Quarter ending March 2017	262	→
Quarter ending June 2017	265	→
Variance since June 2016	8.6%	↑



ACTIVITY



Month	Adjusted Scheduled Activity (UDA)	
	2017	2018
April	2	0
May	77	40
June	115	72
July	172	
August	176	
September	236	
October	279	
November	389	
December	427	
January	521	
February	586	
March	652	
April	686	
May	775	
June	775	

QUALITY

	Quantity	Base Number	Contract	AT	Region	England
% of FP17s for the same patient ID Re-attending within 3 months - Children	4	52	7.7%	9.4%	11.6%	12.0%
% of FP17s for the same patient ID Re-attending within 3 months - Adults	3	31	9.7%	15.1%	15.9%	16.0%
% of FP17s for the same patient ID Re-attending between 3 & 9 months - Children	29	52	55.8%	59.5%	60.4%	58.0%
% of FP17s for the same patient ID Re-attending between 3 & 9 months - Adults	18	31	58.1%	51.8%	52.3%	50.9%
% of FP17s for Band 1 Urgent Courses	1	43	2.3%	9.5%	9.5%	9.1%
% of FP17s Relating to Free Repair or Replacements	0	43	0.0%	0.6%	0.7%	0.8%
% of FP17s Relating to Continuations	1	43	2.3%	1.0%	1.0%	1.1%
% of Patients satisfied with the dentistry they have received	0	0	N/A	90.8%	91.9%	91.7%
% of Patients satisfied with the time they had to wait for an appointment	0	0	N/A	87.8%	88.0%	88.0%

* This is based on patients treated on this contract for their most recent course of treatment. Figures in italics indicate the base number of FP17s or Patient Questionnaire responses are less than 100. N/A is shown where the base number of responses is less than 10 during the period. % is calculated as Quantity/Base number*100

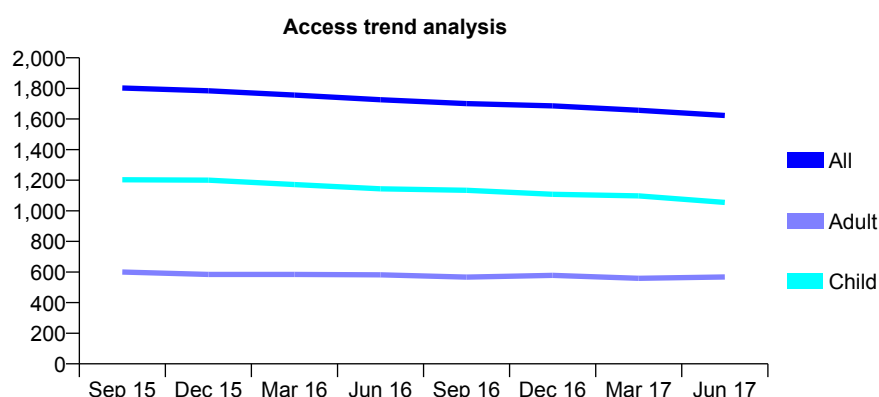
Q68 - Vital Signs At a Glance Contract Report for 979481/0001 - June 2017

Name or company name	Forestmead Dental Surgery
Contract type name	GDS Contract
Purpose of contract	General
Contract start date	01/04/2006
Contract end date	

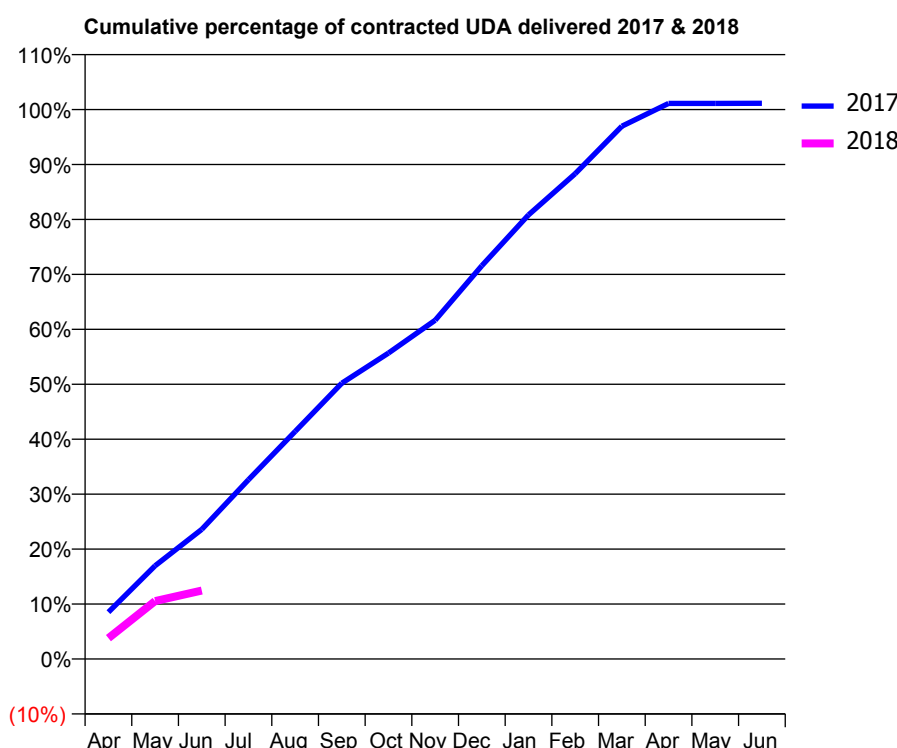
17/18 Contracted general activity (UDA)	3,100
Carry forward general activity (UDA)	0
17/18 Contracted orthodontic activity (UOA)	0
Carry forward orthodontic activity (UOA)	0
Baseline contract value	£66,393.09

ACCESS*

Patients seen in 24 months	Total	Change since previous quarter
Quarter ending June 2016	1,726	
Quarter ending September 2016	1,701	↓
Quarter ending December 2016	1,686	→
Quarter ending March 2017	1,657	↓
Quarter ending June 2017	1,623	↓
Variance since June 2016	(6.0%)	↓



ACTIVITY



Adjusted Scheduled Activity (UDA)		
Month	2017	2018
April	264	118
May	526	327
June	732	386
July	1,011	
August	1,284	
September	1,556	
October	1,726	
November	1,911	
December	2,219	
January	2,505	
February	2,738	
March	3,006	
April	3,134	
May	3,134	
June	3,135	

QUALITY

	Quantity	Base Number	Contract	AT	Region	England
% of FP17s for the same patient ID Re-attending within 3 months - Children	9	255	3.5%	9.4%	11.6%	12.0%
% of FP17s for the same patient ID Re-attending within 3 months - Adults	7	122	5.7%	15.1%	15.9%	16.0%
% of FP17s for the same patient ID Re-attending between 3 & 9 months - Children	167	255	65.5%	59.5%	60.4%	58.0%
% of FP17s for the same patient ID Re-attending between 3 & 9 months - Adults	64	122	52.5%	51.8%	52.3%	50.9%
% of FP17s for Band 1 Urgent Courses	20	277	7.2%	9.5%	9.5%	9.1%
% of FP17s Relating to Free Repair or Replacements	0	277	0.0%	0.6%	0.7%	0.8%
% of FP17s Relating to Continuations	1	277	0.4%	1.0%	1.0%	1.1%
% of Patients satisfied with the dentistry they have received	0	0	N/A	90.8%	91.9%	91.7%
% of Patients satisfied with the time they had to wait for an appointment	0	0	N/A	87.8%	88.0%	88.0%

* This is based on patients treated on this contract for their most recent course of treatment. Figures in italics indicate the base number of FP17s or Patient Questionnaire responses are less than 100. N/A is shown where the base number of responses is less than 10 during the period. % is calculated as Quantity/Base number*100

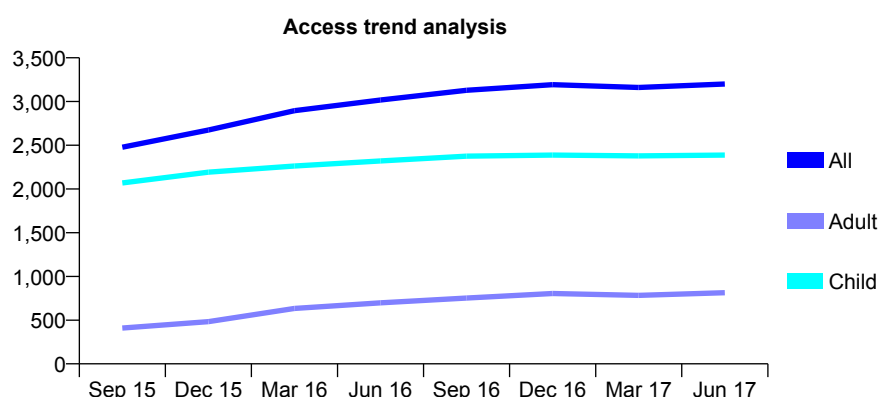
Q68 - Vital Signs At a Glance Contract Report for 981893/0001 - June 2017

Name or company name	MS MN VO
Contract type name	GDS Contract
Purpose of contract	General
Contract start date	18/08/2014
Contract end date	

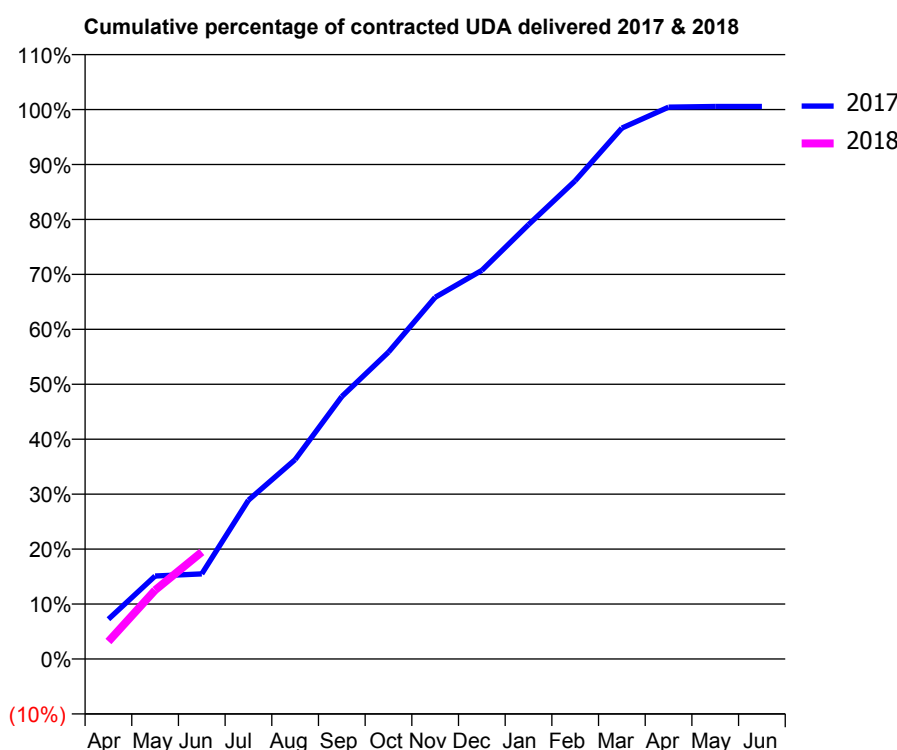
17/18 Contracted general activity (UDA)	6,000
Carry forward general activity (UDA)	0
17/18 Contracted orthodontic activity (UOA)	0
Carry forward orthodontic activity (UOA)	0
Baseline contract value	£147,951.51

ACCESS*

Patients seen in 24 months	Total	Change since previous quarter
Quarter ending June 2016	3,018	
Quarter ending September 2016	3,128	↑
Quarter ending December 2016	3,192	↑
Quarter ending March 2017	3,161	→
Quarter ending June 2017	3,201	→
Variance since June 2016	6.1%	↑



ACTIVITY



Adjusted Scheduled Activity (UDA)		
Month	2017	2018
April	435	192
May	906	752
June	930	1,169
July	1,734	
August	2,178	
September	2,866	
October	3,352	
November	3,949	
December	4,243	
January	4,743	
February	5,222	
March	5,797	
April	6,026	
May	6,033	
June	6,033	

QUALITY

	Quantity	Base Number	Contract	AT	Region	England
% of FP17s for the same patient ID Re-attending within 3 months - Children	54	810	6.7%	9.4%	11.6%	12.0%
% of FP17s for the same patient ID Re-attending within 3 months - Adults	6	109	5.5%	15.1%	15.9%	16.0%
% of FP17s for the same patient ID Re-attending between 3 & 9 months - Children	499	810	61.6%	59.5%	60.4%	58.0%
% of FP17s for the same patient ID Re-attending between 3 & 9 months - Adults	51	109	46.8%	51.8%	52.3%	50.9%
% of FP17s for Band 1 Urgent Courses	35	780	4.5%	9.5%	9.5%	9.1%
% of FP17s Relating to Free Repair or Replacements	0	780	0.0%	0.6%	0.7%	0.8%
% of FP17s Relating to Continuations	0	780	0.0%	1.0%	1.0%	1.1%
% of Patients satisfied with the dentistry they have received	5	5	N/A	90.8%	91.9%	91.7%
% of Patients satisfied with the time they had to wait for an appointment	5	5	N/A	87.8%	88.0%	88.0%

* This is based on patients treated on this contract for their most recent course of treatment. Figures in italics indicate the base number of FP17s or Patient Questionnaire responses are less than 100. N/A is shown where the base number of responses is less than 10 during the period. % is calculated as Quantity/Base number*100

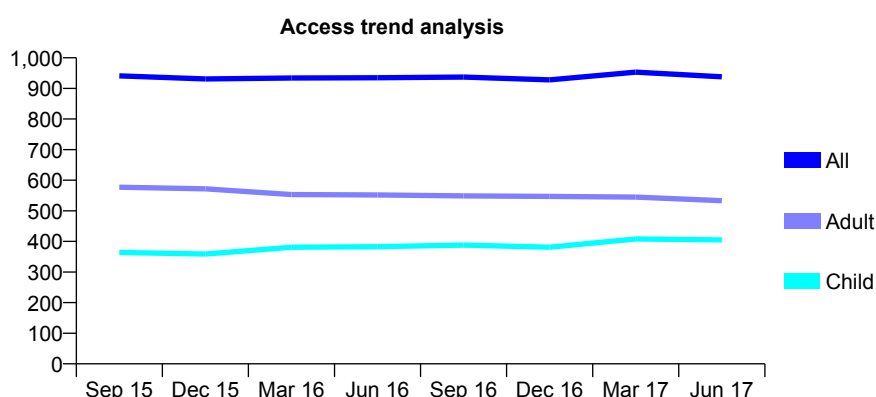
Q68 - Vital Signs At a Glance Contract Report for 982784/0001 - June 2017

Name or company name	MISS ME DAVIES
Contract type name	GDS Contract
Purpose of contract	General
Contract start date	01/04/2006
Contract end date	

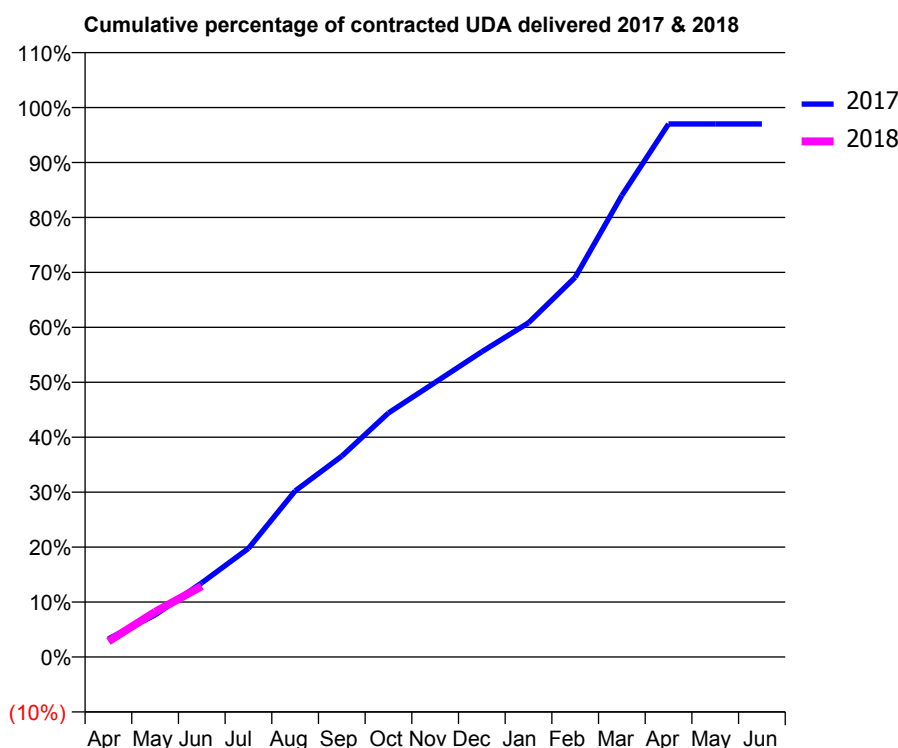
17/18 Contracted general activity (UDA)	2,505
Carry forward general activity (UDA)	0
17/18 Contracted orthodontic activity (UOA)	0
Carry forward orthodontic activity (UOA)	0
Baseline contract value	£57,775.28

ACCESS*

Patients seen in 24 months	Total	Change since previous quarter
Quarter ending June 2016	935	
Quarter ending September 2016	937	→
Quarter ending December 2016	928	→
Quarter ending March 2017	953	↑
Quarter ending June 2017	938	↓
Variance since June 2016	0.3%	→



ACTIVITY



Adjusted Scheduled Activity (UDA)		
Month	2017	2018
April	83	71
May	192	206
June	338	323
July	495	
August	757	
September	916	
October	1,113	
November	1,252	
December	1,392	
January	1,523	
February	1,731	
March	2,104	
April	2,430	
May	2,430	
June	2,430	

QUALITY

	Quantity	Base Number	Contract	AT	Region	England
% of FP17s for the same patient ID Re-attending within 3 months - Children	8	172	4.7%	9.4%	11.6%	12.0%
% of FP17s for the same patient ID Re-attending within 3 months - Adults	21	211	10.0%	15.1%	15.9%	16.0%
% of FP17s for the same patient ID Re-attending between 3 & 9 months - Children	121	172	70.3%	59.5%	60.4%	58.0%
% of FP17s for the same patient ID Re-attending between 3 & 9 months - Adults	127	211	60.2%	51.8%	52.3%	50.9%
% of FP17s for Band 1 Urgent Courses	5	219	2.3%	9.5%	9.5%	9.1%
% of FP17s Relating to Free Repair or Replacements	4	219	1.8%	0.6%	0.7%	0.8%
% of FP17s Relating to Continuations	0	219	0.0%	1.0%	1.0%	1.1%
% of Patients satisfied with the dentistry they have received	2	2	N/A	90.8%	91.9%	91.7%
% of Patients satisfied with the time they had to wait for an appointment	2	2	N/A	87.8%	88.0%	88.0%

* This is based on patients treated on this contract for their most recent course of treatment. Figures in italics indicate the base number of FP17s or Patient Questionnaire responses are less than 100. N/A is shown where the base number of responses is less than 10 during the period. % is calculated as Quantity/Base number*100

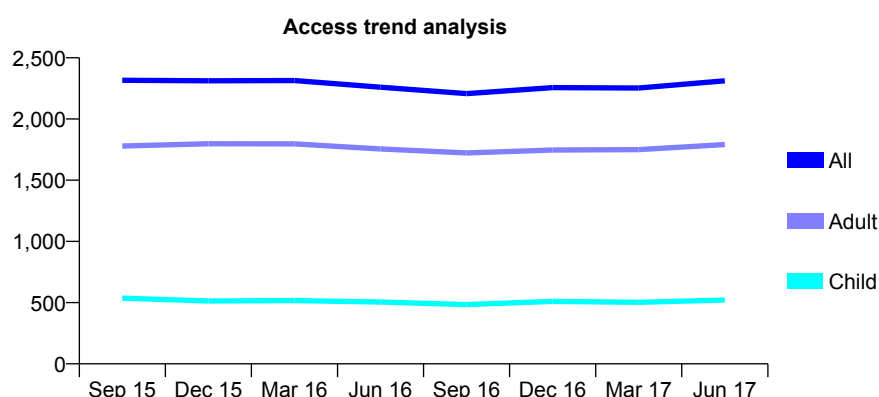
Q68 - Vital Signs At a Glance Contract Report for 993980/0002 - June 2017

Name or company name	MISS SH WILKINSON
Contract type name	GDS Contract
Purpose of contract	General
Contract start date	01/07/2007
Contract end date	

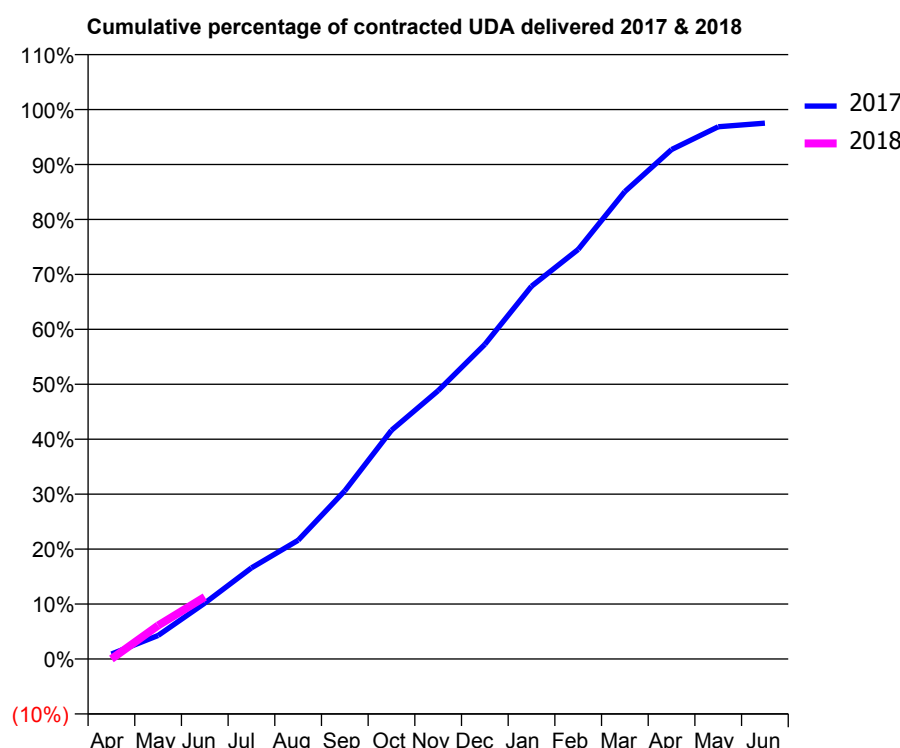
17/18 Contracted general activity (UDA)	6,500
Carry forward general activity (UDA)	0
17/18 Contracted orthodontic activity (UOA)	0
Carry forward orthodontic activity (UOA)	0
Baseline contract value	£164,991.21

ACCESS*

Patients seen in 24 months	Total	Change since previous quarter
Quarter ending June 2016	2,260	
Quarter ending September 2016	2,207	↓
Quarter ending December 2016	2,257	↑
Quarter ending March 2017	2,253	→
Quarter ending June 2017	2,312	↑
Variance since June 2016	2.3%	↑



ACTIVITY



Adjusted Scheduled Activity (UDA)		
Month	2017	2018
April	59	0
May	279	397
June	661	734
July	1,079	
August	1,405	
September	1,990	
October	2,705	
November	3,175	
December	3,722	
January	4,409	
February	4,845	
March	5,530	
April	6,026	
May	6,296	
June	6,339	

QUALITY

	Quantity	Base Number	Contract	AT	Region	England
% of FP17s for the same patient ID Re-attending within 3 months - Children	5	112	4.5%	9.4%	11.6%	12.0%
% of FP17s for the same patient ID Re-attending within 3 months - Adults	41	475	8.6%	15.1%	15.9%	16.0%
% of FP17s for the same patient ID Re-attending between 3 & 9 months - Children	38	112	33.9%	59.5%	60.4%	58.0%
% of FP17s for the same patient ID Re-attending between 3 & 9 months - Adults	178	475	37.5%	51.8%	52.3%	50.9%
% of FP17s for Band 1 Urgent Courses	10	318	3.1%	9.5%	9.5%	9.1%
% of FP17s Relating to Free Repair or Replacements	3	318	0.9%	0.6%	0.7%	0.8%
% of FP17s Relating to Continuations	0	318	0.0%	1.0%	1.0%	1.1%
% of Patients satisfied with the dentistry they have received	14	16	87.5%	90.8%	91.9%	91.7%
% of Patients satisfied with the time they had to wait for an appointment	15	16	93.8%	87.8%	88.0%	88.0%

* This is based on patients treated on this contract for their most recent course of treatment. Figures in italics indicate the base number of FP17s or Patient Questionnaire responses are less than 100. N/A is shown where the base number of responses is less than 10 during the period. % is calculated as Quantity/Base number*100