



























Supplier	3M UK PLC	3M UK PLC	3M UK PLC	ALBERT WAESCHLE LTD	AMBU UK LTD
Brand	3M	3M Red Dot	3M Red Dot	Lessa	Ambu White Sensor
ADULT ECG ELECTRODES					
MPC	2228	2570	2237	99.830.03	Ws-00-S/50
NPC	FDK176	FDK098	FDK598	FJE6290	FDK519
Minimum Order (UOI Description)	Pouch	Box	Pouch	Box	Pouch
Quantity of electrodes in minimum order.(UOI)	50	1000	50	30	50
Quantity electrodes in a pouch	50	50	50	30	50
Presentation in pouch S = Single M = Multiple items on backing protection	M	M	S	S	S
Connector Type	Onset Stud	Onset Stud	Onset Stud	Onset Stud	Onset Stud
Gel Type	Sticky	Sticky	Solid	Tac	Solid
Shape	Rectangle	Rectangle	Circular	Teardrop	Teardrop
Size (mm)	38 x 33	41 x 35	44	50	40 x 36
X-Ray / MRI	N	Y	N	N	N
Shelf Life Open Pouch	30 days	45 days	30 days	7days	1 month
Wear Time	3 days	5 Day	3 days	72 hours	24hrs
Feature		Skin Prep Feature	Removal Tab		
Variations e.g. Radiotranslucent Enhanced Adhesive Different Foam	2228BA (4mm Banana Adaptor)	2560 (NOT XRAY/MRI)			WS-00-S/RT/50 (XRAY/MRI) WS-00-S/3 (3 in pouch)
Is the Expiry Date & Lot Number or Manufacturing Date & Shelf Life Clearly visible	★★★★ (1.80)	★★★★ (1.80)	★★★★ (1.80)	★★★★ (1.87)	★★★★ (2.00)
Does the pouch clearly identify product wear time	★★★★ (0.00)	★★★★ (0.00)	★★★★ (0.00)	★★★★ (1.50)	★★★★ (0.00)
Does the pouch clearly identify the shelf life once pouch opened.	★★★★ (0.00)	★★★★ (0.00)	★★★★ (2.00)	★★★★ (1.60)	★★★★ (0.00)
Are there clear instructions for use, including skin-preparation and electrode preparation	★★★★ (0.00)	★★★★ (0.00)	★★★★ (0.80)	★★★★ (1.80)	★★★★ (2.00)
Is the manufacturing product code clearly displayed	★★★★ (2.00)	★★★★ (2.00)	★★★★ (2.00)	★★★★ (2.00)	★★★★ (1.90)
Does the Description clearly identify the electrode properties inside.	★★★★ (1.60)	★★★★ (2.00)	★★★★ (2.00)	★★★★ (1.20)	★★★★ (1.50)
Does the pouch / Pouchet indicate clinical use.	★★★★ (1.50)	★★★★ (1.50)	★★★★ (1.50)	★★★★ (1.60)	★★★★ (1.00)
Does the pouch / Pouchet have a space to record date it was opened or new expiry date	★★★★ (2.00)	★★★★ (2.00)	★★★★ (2.00)	★★★★ (2.00)	★★★★ (1.26)
Can the pouch / Pouchet be easily opened without splitting or damaging the Packaging using hands only	★★★★ (1.20)	★★★★ (1.20)	★★★★ (1.80)	★★★★ (1.80)	★★★★ (1.80)
Do the electrodes remove easily from the backing piece	★★★★ (2.00)	★★★★ (2.00)	★★★★ (1.60)	★★★★ (2.00)	★★★★ (2.00)
Does the product apply to the skin correctly and efficiently without wastage.	★★★★ (2.00)	★★★★ (2.00)	★★★★ (2.00)	★★★★ (2.00)	★★★★ (2.00)
Does the backing card have a colour or pattern which would make it visible on a floor or in the bedsheets.	★★★★ (1.60)	★★★★ (1.80)	★★★★ (1.00)	★★★★ (0.00)	★★★★ (0.00)
Is the electrode comfortable on the skin for the wearer	★★★★ (2.00)	★★★★ (2.00)	★★★★ (2.00)	★★★★ (2.00)	★★★★ (2.00)
Any indications / aids for removal on the product	★★★★ (0.60)	★★★★ (0.60)	★★★★ (2.00)	★★★★ (1.60)	★★★★ (1.80)
Discomfort or skin reaction on removal	★★★★ (1.40)	★★★★ (2.00)	★★★★ (2.00)	★★★★ (2.00)	★★★★ (1.80)
Is the pouch recyclable	★★★★ (0.50)	★★★★ (0.50)	★★★★ (0.50)	★★★★ (0.40)	★★★★ (0.00)


Supplier	AMBU UK LTD	CAREFUSION UK 306 LTD	CAREFUSION UK 306 LTD	ConMed	ConMed
Brand	Ambu WhiteSensor	GE Healthcare	Vital Signs	Suretrace	Postrace
ADULT ECG ELECTRODES					
MPC	4841P	2009110-003	2009110-050R	1800-030	1870-030
NPC	FDK949	FDK761	FDK778	FDK639	FDK656
Minimum Order (UOI Description)	Box	Box	Box	Box	Box
Quantity of electrodes in minimum order.(UOI)	60	600	500	600	600
Quantity electrodes in a pouch	60	3	50	30	30
Presentation in pouch S = Single M = Multiple items on backing protection	M	S	S	S	S
Connector Type	Onset Stud	Onset Stud	Onset Stud	Onset Stud	Onset Stud
Gel Type	Solid	Solid	Solid	Solid	Solid
Shape	Circular	Circular	Circular	Circular	Circular
Size (mm)	42	55	43	44	50
X-Ray / MRI	Y	N	Y	N	N
Shelf Life Open Pouch	1 month				
Wear Time	24hrs				
Feature					
Variations e.g. Radiotranslucent Enhanced Adhesive Different Foam					
Is the Expiry Date & Lot Number or Manufacturing Date & Shelf Life Clearly visible	★★★ (2.00)	★★★ (1.60)	★★★ (2.00)	★★★ (1.90)	★★★ (1.90)
Does the pouch clearly identify product wear time	★★★ (0.00)	★★★ (0.00)	★★★ (0.00)	★★★ (0.00)	★★★ (0.00)
Does the pouch clearly identify the shelf life once pouch opened.	★★★ (0.00)	N/A	★★★ (0.00)	★★★ (0.00)	★★★ (0.00)
Are there clear instructions for use, including skin-preparation and electrode preparation	★★★ (2.00)	★★★ (0.00)	★★★ (0.00)	★★★ (0.00)	★★★ (0.00)
Is the manufacturing product code clearly displayed	★★★ (1.80)	★★★ (1.80)	★★★ (1.80)	★★★ (1.73)	★★★ (1.73)
Does the Description clearly identify the electrode properties inside.	★★★ (1.50)	★★★ (1.60)	★★★ (2.40)	★★★ (1.30)	★★★ (1.30)
Does the pouch / Pouchet indicate clinical use.	★★★ (1.00)	★★★ (1.00)	★★★ (0.80)	★★★ (1.20)	★★★ (1.20)
Does the pouch / Pouchet have a space to record date it was opened or new expiry date	★★★ (1.26)	N/A	★★★ (1.00)	★★★ (1.80)	★★★ (1.80)
Can the pouch / Pouchet be easily opened without splitting or damaging the Packaging using hands only	★★★ (1.80)	N/A	★★★ (1.80)	★★★ (1.60)	★★★ (1.60)
Do the electrodes remove easily from the backing piece	★★★ (2.00)	★★★ (1.40)	★★★ (1.40)	★★★ (1.80)	★★★ (1.60)
Does the product apply to the skin correctly and efficiently without wastage.	★★★ (2.00)	★★★ (2.00)	★★★ (1.80)	★★★ (2.00)	★★★ (2.00)
Does the backing card have a colour or pattern which would make it visible on a floor or in the bedsheets.	★★★ (2.20)	★★★ (0.00)	★★★ (0.00)	★★★ (1.00)	★★★ (1.40)
Is the electrode comfortable on the skin for the wearer	★★★ (2.00)	★★★ (2.00)	★★★ (1.40)	★★★ (2.00)	★★★ (2.00)
Any indications / aids for removal on the product	★★★ (1.40)	★★★ (1.00)	★★★ (1.00)	★★★ (1.20)	★★★ (0.40)
Discomfort or skin reaction on removal	★★★ (2.00)	★★★ (1.40)	★★★ (1.40)	★★★ (1.60)	★★★ (1.80)
Is the pouch recyclable	★★★ (0.00)	★★★ (0.00)	★★★ (0.00)	★★★ (0.00)	★★★ (0.00)

Supplier	Covidien UK	Covidien UK	Covidien UK	Covidien UK	Covidien UK
Brand	Kendall	Kendall	Kendall	Kendall	Kendall
ADULT ECG ELECTRODES					
MPC	31.1915821	31013926	31050522	31078135	31439725
NPC	FJE6310	FDK875	FJE6312	FDK876	FJE6313
Minimum Order (UOI Description)	Box	Case	Box	Box	Box
Quantity of electrodes in minimum order.(UOI)	500	600	1000	600	600
Quantity electrodes in a pouch	50	30	100	30	3
Presentation in pouch S = Single M = Multiple items on backing protection	S	S	M	M	S
Connector Type	Onset Stud	Onset Stud	Onset Stud	Onset Stud	Onset Stud
Gel Type	Solid	Solid	Solid	Solid	Solid
Shape	Oval	Circular	Teardrop	Teardrop	Teardrop
Size (mm)	57 x 34	45	35	35	30
X-Ray / MRI	Y / Y	N	N	N	N
Shelf Life Open Pouch	45 days	45 days	45 days	45 days	
Wear Time	72 hours	72 hours	72 hours	72 hours	72 hours
Feature					
Variations e.g. Radiotranslucent Enhanced Adhesive Different Foam	31.1914821 (4mm Banana Adaptor - XRAY/MRI) 31.1914.21 (4mm Banana Adaptor) 31.1925.21 (NOT XRAY/MRI)				31118733 (Box of 1000)
Is the Expiry Date & Lot Number or Manufacturing Date & Shelf Life Clearly visible	★☆☆ (2.00)	★☆☆ (2.00)	★☆☆ (2.00)	★☆☆ (2.00)	★☆☆ (1.40)
Does the pouch clearly identify product wear time	☆☆☆ (0.00)	★☆☆ (1.50)	★☆☆ (1.50)	★☆☆ (1.50)	☆☆☆ (0.00)
Does the pouch clearly identify the shelf life once pouch opened.	☆☆☆ (0.00)	☆☆☆ (0.00)	☆☆☆ (0.00)	☆☆☆ (0.00)	N/A
Are there clear instructions for use, including skin-preparation and electrode preparation	☆☆☆ (0.00)	★★★★ (2.30)	★★★★ (2.30)	★★★★ (2.30)	☆☆☆ (0.00)
Is the manufacturing product code clearly displayed	★☆☆ (1.80)	★☆☆ (1.80)	★☆☆ (1.80)	★☆☆ (1.80)	★☆☆ (1.80)
Does the Description clearly identify the electrode properties inside.	★☆☆ (1.70)	★☆☆ (1.60)	★☆☆ (1.60)	★☆☆ (1.60)	★☆☆ (1.60)
Does the pouch / Pouchet indicate clinical use.	★☆☆ (1.00)	★☆☆ (1.00)	★☆☆ (1.00)	★☆☆ (1.00)	★☆☆ (1.00)
Does the pouch / Pouchet have a space to record date it was opened or new expiry date	★☆☆ (1.80)	★☆☆ (1.80)	★☆☆ (1.80)	★☆☆ (1.80)	N/A
Can the pouch / Pouchet be easily opened without splitting or damaging the Packaging using hands only	★☆☆ (1.60)	★☆☆ (1.60)	★☆☆ (1.60)	★☆☆ (1.60)	N/A
Do the electrodes remove easily from the backing piece	★☆☆ (2.00)	★☆☆ (2.00)	★☆☆ (1.80)	★☆☆ (2.00)	★☆☆ (2.00)
Does the product apply to the skin correctly and efficiently without wastage.	★☆☆ (2.00)	★☆☆ (2.00)	★☆☆ (2.00)	★☆☆ (2.00)	★☆☆ (2.00)
Does the backing card have a colour or pattern which would make it visible on a floor or in the bedsheets.	★☆☆ (1.00)	★☆☆ (1.00)	★☆☆ (1.60)	★☆☆ (1.60)	★☆☆ (1.00)
Is the electrode comfortable on the skin for the wearer	★☆☆ (1.80)	★☆☆ (1.80)	★☆☆ (2.00)	★☆☆ (2.00)	★☆☆ (2.00)
Any indications / aids for removal on the product	★☆☆ (1.30)	★☆☆ (1.40)	★☆☆ (1.60)	★☆☆ (1.60)	★☆☆ (2.00)
Discomfort or skin reaction on removal	★☆☆ (1.70)	★☆☆ (1.80)	★☆☆ (2.20)	★☆☆ (2.00)	★☆☆ (1.75)
Is the pouch recyclable	☆☆☆ (0.50)	☆☆☆ (0.50)	☆☆☆ (0.50)	☆☆☆ (0.50)	☆☆☆ (0.50)

Supplier	Covidien UK	Covidien UK	Covidien UK	Covidien UK	Covidien UK
Brand	Kendall	Kendall	Kendall	Kendall	Kendall
ADULT ECG ELECTRODES					
MPC	31.1245.21	31.1355.21	31.1715.21	31.1917.21	31.1935.21
NPC	FJE6315	FJE6316	FJE6311	FDK722	FDK709
Minimum Order (UOI Description)	Box	Box	Box	Case	Case
Quantity of electrodes in minimum order.(UOI)	500	500	300	500	500
Quantity electrodes in a pouch	50	50	30	50	50
Presentation in pouch S = Single M = Multiple items on backing protection	S	S	S	S	S
Connector Type	Onset Stud	Onset Stud	Onset Stud	Onset Stud	Onset Stud
Gel Type	Solid	Solid	Solid	Solid	Solid
Shape	Circular	Circular	Rectangle	Oval	Oval
Size (mm)	24	43 x 35	58 x 51	57 x 34	42 x 24
X-Ray / MRI	N	N	N	N	N
Shelf Life Open Pouch	45 days	45 days	45 days	45 days	45 days
Wear Time	72 hours	72 hours	72 hours	72 hours	72 hours
Feature					
Variations e.g. Radiotranslucent Enhanced Adhesive Different Foam					
Is the Expiry Date & Lot Number or Manufacturing Date & Shelf Life Clearly visible	★★★ (2.00)	★★★ (2.00)	★★★ (2.00)	★★★ (2.00)	★★★ (2.00)
Does the pouch clearly identify product wear time	★★★ (0.00)	★★★ (0.00)	★★★ (0.00)	★★★ (0.00)	★★★ (0.00)
Does the pouch clearly identify the shelf life once pouch opened.	★★★ (0.00)	★★★ (0.00)	★★★ (0.00)	★★★ (0.00)	★★★ (0.00)
Are there clear instructions for use, including skin-preparation and electrode preparation	★★★ (0.00)	★★★ (0.00)	★★★ (0.00)	★★★ (0.00)	★★★ (0.00)
Is the manufacturing product code clearly displayed	★★★ (1.65)	★★★ (1.65)	★★★ (1.65)	★★★ (1.65)	★★★ (1.65)
Does the Description clearly identify the electrode properties inside.	★★★ (1.70)	★★★ (1.70)	★★★ (1.70)	★★★ (1.70)	★★★ (1.70)
Does the pouch / Pouchet indicate clinical use.	★★★ (1.00)	★★★ (1.00)	★★★ (1.00)	★★★ (1.00)	★★★ (1.00)
Does the pouch / Pouchet have a space to record date it was opened or new expiry date	★★★ (1.80)	★★★ (1.80)	★★★ (1.80)	★★★ (1.80)	★★★ (1.80)
Can the pouch / Pouchet be easily opened without splitting or damaging the Packaging using hands only	★★★ (1.60)	★★★ (1.60)	★★★ (1.60)	★★★ (1.60)	★★★ (1.60)
Do the electrodes remove easily from the backing piece	★★★ (2.00)	★★★ (2.00)	★★★ (2.00)	★★★ (2.00)	★★★ (2.00)
Does the product apply to the skin correctly and efficiently without wastage.	★★★ (2.00)	★★★ (2.00)	★★★ (2.00)	★★★ (2.00)	★★★ (2.00)
Does the backing card have a colour or pattern which would make it visible on a floor or in the bedsheets.	★★★ (1.00)	★★★ (1.00)	★★★ (1.00)	★★★ (1.00)	★★★ (1.00)
Is the electrode comfortable on the skin for the wearer	★★★ (2.60)	★★★ (1.80)	★★★ (1.60)	★★★ (2.00)	★★★ (2.00)
Any indications / aids for removal on the product	★★★ (2.25)	★★★ (1.80)	★★★ (0.80)	★★★ (1.80)	★★★ (1.80)
Discomfort or skin reaction on removal	★★★ (2.40)	★★★ (2.00)	★★★ (1.60)	★★★ (2.00)	★★★ (2.00)
Is the pouch recyclable	★★★ (0.50)	★★★ (0.50)	★★★ (0.50)	★★★ (0.50)	★★★ (0.50)

Supplier	Covidien UK	FANNIN (STROUD)	FANNIN (STROUD)	FANNIN (STROUD)	FANNIN (STROUD)
Brand	Kendall	Lang Skintact Premier	Lang Skintact Premier	Lang Skintact Premier	Lang Skintact Premier
ADULT ECG ELECTRODES					
MPC	31.1946.21	F-RG1	FS-TC1	FS-524	F-TB1
NPC	FDK873	FDK237	FDK099	FDK118	FDK110
Minimum Order (UOI Description)	Case	Pouch	Pouch	Pouch	Pouch
Quantity of electrodes in minimum order.(UOI)	300	30	30	30	30
Quantity electrodes in a pouch	30	30	30	30	30
Presentation in pouch S = Single M = Multiple items on backing protection	S	M	M	S	S
Connector Type	Onset Stud	Onset Stud	Onset Stud	Onset Stud	Onset Stud
Gel Type	Solid	Tac	Tac	Aqua Set	Tac
Shape	Circular	Rectangle	Teardrop	Oval	Circular
Size (mm)	50 x 45	40 x 32	41 x 35	50 x 35	50 x 55
X-Ray / MRI	Y	N	N	N	N
Shelf Life Open Pouch	45 days	7 days	7 days	7 days	7 days
Wear Time	72 hours	72hours	72hours	72hours	72hours
Feature	Skin Prep Feature			Enhanced Adhesive	
Variations e.g. Radiotranslucent Enhanced Adhesive Different Foam			FS-TC1/1.0 (case 1200 6 electrodes to backing strip)		
Is the Expiry Date & Lot Number or Manufacturing Date & Shelf Life Clearly visible	★★★ (2.00)	★★★ (2.00)	★★★ (2.00)	★★★ (2.00)	★★★ (2.00)
Does the pouch clearly identify product wear time	★★★ (0.00)	★★★ (2.00)	★★★ (2.00)	★★★ (2.00)	★★★ (2.00)
Does the pouch clearly identify the shelf life once pouch opened.	★★★ (0.00)	★★★ (1.00)	★★★ (1.00)	★★★ (1.90)	★★★ (1.90)
Are there clear instructions for use, including skin-preparation and electrode preparation	★★★ (0.00)	★★★★ (2.50)	★★★★ (2.50)	★★★★ (2.30)	★★★★ (2.30)
Is the manufacturing product code clearly displayed	★★★ (1.65)	★★★ (2.00)	★★★ (2.00)	★★★ (2.00)	★★★ (2.00)
Does the Description clearly identify the electrode properties inside.	★★★ (1.70)	★★★ (1.80)	★★★ (1.80)	★★★ (1.80)	★★★ (1.80)
Does the pouch / Pouchet indicate clinical use.	★★★ (1.00)	★★★ (1.20)	★★★ (1.20)	★★★ (1.20)	★★★ (1.20)
Does the pouch / Pouchet have a space to record date it was opened or new expiry date	★★★ (1.80)	★★★ (1.80)	★★★ (1.80)	★★★ (1.90)	★★★ (1.90)
Can the pouch / Pouchet be easily opened without splitting or damaging the Packaging using hands only	★★★ (1.60)	★★★ (1.80)	★★★ (1.80)	★★★ (1.80)	★★★ (1.80)
Do the electrodes remove easily from the backing piece	★★★ (2.00)	★★★★ (2.30)	★★★ (2.00)	★★★ (2.00)	★★★ (2.00)
Does the product apply to the skin correctly and efficiently without wastage.	★★★ (2.00)	★★★ (2.00)	★★★ (2.00)	★★★ (2.00)	★★★ (2.00)
Does the backing card have a colour or pattern which would make it visible on a floor or in the bedsheets.	★★★ (0.00)	★★★ (0.00)	★★★ (0.00)	★★★ (0.00)	★★★ (0.00)
Is the electrode comfortable on the skin for the wearer	★★★ (2.00)	★★★ (2.00)	★★★ (2.00)	★★★ (2.00)	★★★ (2.00)
Any indications / aids for removal on the product	★★★ (2.00)	★★★★ (2.30)	★★★★ (2.30)	★★★ (1.80)	★★★ (2.00)
Discomfort or skin reaction on removal	★★★ (2.00)	★★★ (2.00)	★★★ (2.00)	★★★ (2.00)	★★★ (2.00)
Is the pouch recyclable	★★★ (0.50)	★★★ (0.40)	★★★ (0.40)	★★★ (0.40)	★★★ (0.40)

Supplier	FANNIN (STROUD)	GRAPHIC CONTROLS LTD	GRAPHIC CONTROLS LTD	HENRY SCHEIN MEDICAL	MEDIMAXTECH UK LTD
Brand	Leonhard Lang	Vermed	Vermed	Henry Schein	MMT
ADULT ECG ELECTRODES					
MPC	F1-RHC	FS50	HTFS365	ECG242 - 9006698	MXF 35T
NPC	FDK354	FJE6297	FJE6412	FJE6408	FJE6338
Minimum Order (UOI Description)	Box	Box	Box	Pouch	Case
Quantity of electrodes in minimum order.(UOI)	300	400	400	50	6000
Quantity electrodes in a pouch	3	50	50	50	30
Presentation in pouch S = Single M = Multiple items on backing protection	M	S	S	M	S
Connector Type	Onset Stud	Onset Stud	Onset Stud	Onset Stud	Onset Stud
Gel Type	Solid	Solid	Solid	Solid	Solid
Shape	Square	Circular	Oval	Circular	Teardrop
Size (mm)	38	50	50 x 36	38	41 x 35
X-Ray / MRI	Y	N	N	N	N
Shelf Life Open Pouch	7 days	15 days	15 days		
Wear Time	72 hours	72 hours	48 hours	72hours	
Feature				Resealable Pouch	
Variations e.g. Radiotranslucent Enhanced Adhesive Different Foam	F1RHC/120 (Box 120)	FS50R (XRAY/MRI)			
Is the Expiry Date & Lot Number or Manufacturing Date & Shelf Life Clearly visible	★★★★ (2.00)	★★★★ (2.00)	★★★★ (2.00)	★★★★ (1.90)	★★★★ (1.60)
Does the pouch clearly identify product wear time	★★★★ (2.00)	★★★★ (0.50)	★★★★ (0.50)	★★★★ (1.80)	★★★★ (0.50)
Does the pouch clearly identify the shelf life once pouch opened.	N/A	★★★★ (0.00)	★★★★ (0.00)	★★★★ (0.30)	★★★★ (0.00)
Are there clear instructions for use, including skin-preparation and electrode preparation	★★★★ (2.30)	★★★★ (1.90)	★★★★ (1.90)	★★★★ (2.60)	★★★★ (1.20)
Is the manufacturing product code clearly displayed	★★★★ (2.00)	★★★★ (2.00)	★★★★ (2.00)	★★★★ (1.80)	★★★★ (1.10)
Does the Description clearly identify the electrode properties inside.	★★★★ (1.80)	★★★★ (1.80)	★★★★ (1.80)	★★★★ (1.80)	★★★★ (1.60)
Does the pouch / Pouchet indicate clinical use.	★★★★ (1.20)	★★★★ (2.40)	★★★★ (2.40)	★★★★ (1.90)	★★★★ (1.70)
Does the pouch / Pouchet have a space to record date it was opened or new expiry date	N/A	★★★★ (0.30)	★★★★ (0.30)	★★★★ (1.30)	★★★★ (0.80)
Can the pouch / Pouchet be easily opened without splitting or damaging the Packaging using hands only	N/A	★★★★ (1.60)	★★★★ (1.60)	★★★★ (2.30)	★★★★ (1.70)
Do the electrodes remove easily from the backing piece	★★★★ (2.00)	★★★★ (2.00)	★★★★ (1.80)	★★★★ (2.00)	★★★★ (2.00)
Does the product apply to the skin correctly and efficiently without wastage.	★★★★ (2.00)	★★★★ (2.00)	★★★★ (2.00)	★★★★ (2.00)	★★★★ (2.00)
Does the backing card have a colour or pattern which would make it visible on a floor or in the bedsheets.	★★★★ (0.00)	★★★★ (0.00)	★★★★ (0.00)	★★★★ (0.50)	★★★★ (0.00)
Is the electrode comfortable on the skin for the wearer	★★★★ (2.40)	★★★★ (2.00)	★★★★ (2.00)	★★★★ (2.00)	★★★★ (2.00)
Any indications / aids for removal on the product	★★★★ (1.20)	★★★★ (0.00)	★★★★ (0.00)	★★★★ (1.60)	★★★★ (2.00)
Discomfort or skin reaction on removal	★★★★ (2.40)	★★★★ (1.80)	★★★★ (1.40)	★★★★ (2.20)	★★★★ (2.00)
Is the pouch recyclable	★★★★ (0.40)	★★★★ (0.00)	★★★★ (0.00)	★★★★ (0.50)	★★★★ (0.40)

Supplier	MEDIMAXTECH UK LTD	PHILIPS HEALTHCARE	PHILIPS HEALTHCARE
Brand	MMT	Philips Healthcare	Philips Healthcare
ADULT ECG ELECTRODES			
MPC	MXF43T	989803148801	M4612A
NPC	FJE6832	FJE6304	FJE6386
Minimum Order (UOI Description)	Case	Box	Box
Quantity of electrodes in minimum order.(UOI)	6000	1500	300
Quantity electrodes in a pouch	30	30	5
Presentation in pouch S = Single M = Multiple items on backing protection	S	M	S
Connector Type	Onset Stud	Onset Stud	Onset Stud
Gel Type	Solid	Solid	Solid
Shape	Teardrop	Rectangle	Teardrop
Size (mm)	45 x 43	41 x 32	50
X-Ray / MRI	N	N	N
Shelf Life Open Pouch		7 days	7 days
Wear Time		3 days	24hours
Feature			
Variations e.g. Radiotranslucent Enhanced Adhesive Different Foam	MXF43TC (XRAY/MRI)		
Is the Expiry Date & Lot Number or Manufacturing Date & Shelf Life Clearly visible	★★★★ (1.60)	★★★★ (2.00)	★★★★ (2.00)
Does the pouch clearly identify product wear time	★★★★ (0.50)	★★★★ (0.00)	★★★★ (0.00)
Does the pouch clearly identify the shelf life once pouch opened.	★★★★ (0.00)	★★★★ (0.00)	N/A
Are there clear instructions for use, including skin-preparation and electrode preparation	★★★★ (1.20)	★★★★ (2.30)	★★★★ (1.60)
Is the manufacturing product code clearly displayed	★★★★ (1.10)	★★★★ (1.80)	★★★★ (1.80)
Does the Description clearly identify the electrode properties inside.	★★★★ (1.60)	★★★★ (1.40)	★★★★ (1.40)
Does the pouch / Pouchet indicate clinical use.	★★★★ (1.70)	★★★★ (1.00)	★★★★ (1.00)
Does the pouch / Pouchet have a space to record date it was opened or new expiry date	★★★★ (0.80)	★★★★ (2.00)	N/A
Can the pouch / Pouchet be easily opened without splitting or damaging the Packaging using hands only	★★★★ (1.70)	★★★★ (1.80)	N/A
Do the electrodes remove easily from the backing piece	★★★★ (2.00)	★★★★ (2.40)	★★★★ (2.00)
Does the product apply to the skin correctly and efficiently without wastage.	★★★★ (2.00)	★★★★ (2.00)	★★★★ (2.00)
Does the backing card have a colour or pattern which would make it visible on a floor or in the bedsheets.	★★★★ (0.00)	★★★★ (0.00)	★★★★ (0.00)
Is the electrode comfortable on the skin for the wearer	★★★★ (2.00)	★★★★ (1.80)	★★★★ (2.00)
Any indications / aids for removal on the product	★★★★ (2.00)	★★★★ (1.40)	★★★★ (1.40)
Discomfort or skin reaction on removal	★★★★ (1.60)	★★★★ (2.00)	★★★★ (1.60)
Is the pouch recyclable	★★★★ (0.40)	★★★★ (0.00)	★★★★ (0.00)