

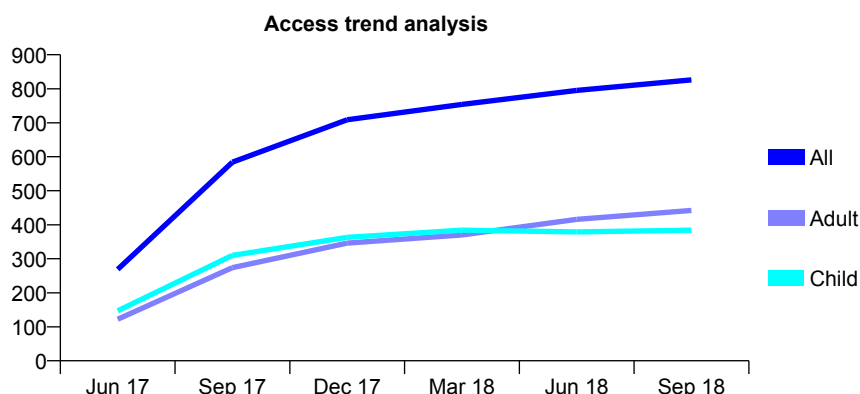
## Q64 - Vital Signs At a Glance Contract Report for 100268/0000 - September 2018

Name or company name	Xeon Smiles UK Ltd
Contract type name	GDS Contract
Purpose of contract	General
Contract start date	01/04/2017
Contract end date	

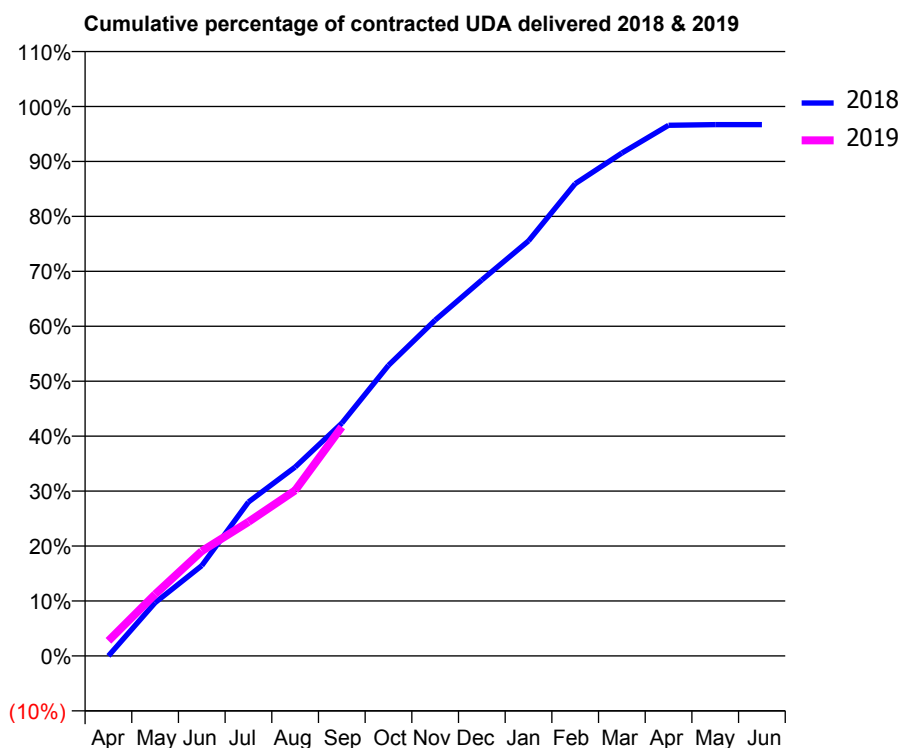
18/19 Contracted general activity (UDA)	2,000
Carry forward general activity (UDA)	0
18/19 Contracted orthodontic activity (UOA)	0
Carry forward orthodontic activity (UOA)	0
Baseline contract value	£43,539.20

### ACCESS\*

Patients seen in 24 months	Total	Change since previous quarter
Quarter ending September 2017	584	
Quarter ending December 2017	709	↑
Quarter ending March 2018	754	↑
Quarter ending June 2018	795	↑
Quarter ending September 2018	826	↑
<b>Variance since September 2017</b>	<b>41.4%</b>	<b>↑</b>



### ACTIVITY



Month	Adjusted Scheduled Activity (UDA)	
	2018	2019
April	0	55
May	194	225
June	329	382
July	560	488
August	688	602
September	847	834
October	1,058	
November	1,222	
December	1,369	
January	1,511	
February	1,719	
March	1,831	
April	1,932	
May	1,934	
June	1,934	

### QUALITY

	Quantity	Base Number	Contract	AT	Region	England
% of FP17s for the same patient ID Re-attending within 3 months - Children	12	313	3.8%	8.7%	11.1%	11.6%
% of FP17s for the same patient ID Re-attending within 3 months - Adults	10	288	3.5%	13.1%	15.3%	15.5%
% of FP17s for the same patient ID Re-attending between 3 & 9 months - Children	204	313	65.2%	61.8%	61.1%	58.8%
% of FP17s for the same patient ID Re-attending between 3 & 9 months - Adults	176	288	61.1%	52.4%	52.3%	51.1%
% of FP17s for Band 1 Urgent Courses	23	546	4.2%	8.3%	9.5%	9.0%
% of FP17s Relating to Free Repair or Replacements	0	546	0.0%	0.7%	0.7%	0.8%
% of FP17s Relating to Continuations	0	546	0.0%	0.8%	0.8%	0.9%
% of Patients satisfied with the dentistry they have received	0	0	N/A	94.1%	93.6%	93.3%
% of Patients satisfied with the time they had to wait for an appointment	0	0	N/A	88.8%	88.8%	88.9%

\* This is based on patients treated on this contract for their most recent course of treatment. Figures in italics indicate the base number of FP17s or Patient Questionnaire responses are less than 100. N/A is shown where the base number of responses is less than 10 during the period. % is calculated as Quantity/Base number\*100

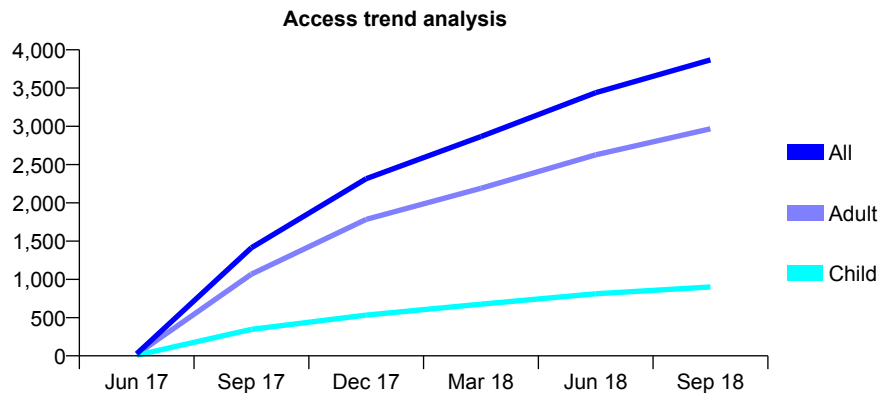
## Q64 - Vital Signs At a Glance Contract Report for 100426/0000 - September 2018

Name or company name	OASIS DENTAL CARE LTD
Contract type name	PDS Contract
Purpose of contract	General
Contract start date	01/04/2017
Contract end date	31/03/2022

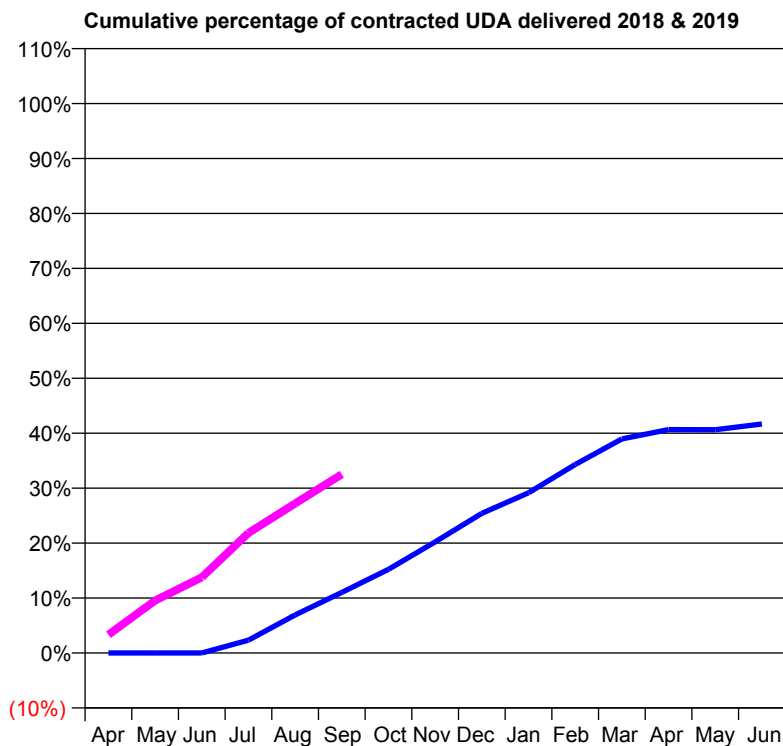
18/19 Contracted general activity (UDA)	22,359
Carry forward general activity (UDA)	0
18/19 Contracted orthodontic activity (UOA)	0
Carry forward orthodontic activity (UOA)	0
Baseline contract value	£530,985.00

### ACCESS\*

Patients seen in 24 months	Total	Change since previous quarter
Quarter ending September 2017	1,413	
Quarter ending December 2017	2,316	↑
Quarter ending March 2018	2,866	↑
Quarter ending June 2018	3,440	↑
Quarter ending September 2018	3,868	↑
<b>Variance since September 2017</b>	<b>173.7%</b>	<b>↑</b>



### ACTIVITY



Adjusted Scheduled Activity (UDA)		
Month	2018	2019
April	0	744
May	0	2,133
June	0	3,077
July	526	4,884
August	1,547	6,085
September	2,466	7,271
October	3,406	
November	4,524	
December	5,683	
January	6,517	
February	7,671	
March	8,711	
April	9,089	
May	9,083	
June	9,320	

### QUALITY

	Quantity	Base Number	Contract	AT	Region	England
% of FP17s for the same patient ID Re-attending within 3 months - Children	58	761	7.6%	8.7%	11.1%	11.6%
% of FP17s for the same patient ID Re-attending within 3 months - Adults	496	2,496	19.9%	13.1%	15.3%	15.5%
% of FP17s for the same patient ID Re-attending between 3 & 9 months - Children	346	761	45.5%	61.8%	61.1%	58.8%
% of FP17s for the same patient ID Re-attending between 3 & 9 months - Adults	1,042	2,496	41.7%	52.4%	52.3%	51.1%
% of FP17s for Band 1 Urgent Courses	225	3,083	7.3%	8.3%	9.5%	9.0%
% of FP17s Relating to Free Repair or Replacements	13	3,083	0.4%	0.7%	0.7%	0.8%
% of FP17s Relating to Continuations	144	3,083	4.7%	0.8%	0.8%	0.9%
% of Patients satisfied with the dentistry they have received	8	8	N/A	94.1%	93.6%	93.3%
% of Patients satisfied with the time they had to wait for an appointment	8	8	N/A	88.8%	88.8%	88.9%

\* This is based on patients treated on this contract for their most recent course of treatment. Figures in italics indicate the base number of FP17s or Patient Questionnaire responses are less than 100. N/A is shown where the base number of responses is less than 10 during the period. % is calculated as Quantity/Base number\*100

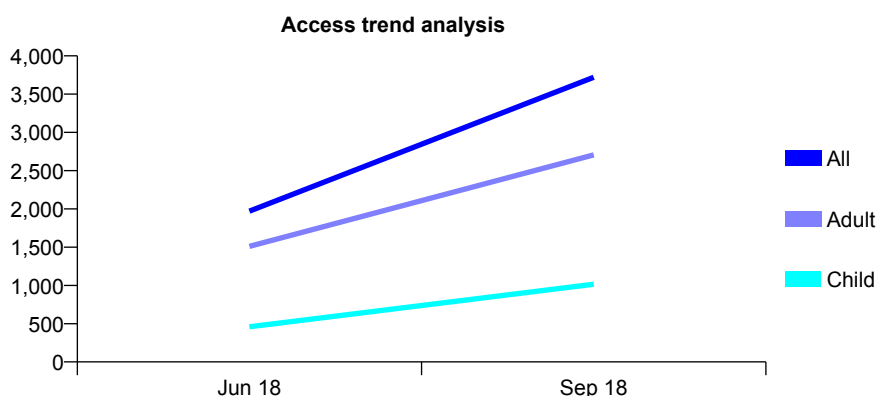
## Q64 - Vital Signs At a Glance Contract Report for 100616/0000 - September 2018

Name or company name	Rodericks Dental Limited
Contract type name	GDS Contract
Purpose of contract	General
Contract start date	01/04/2018
Contract end date	

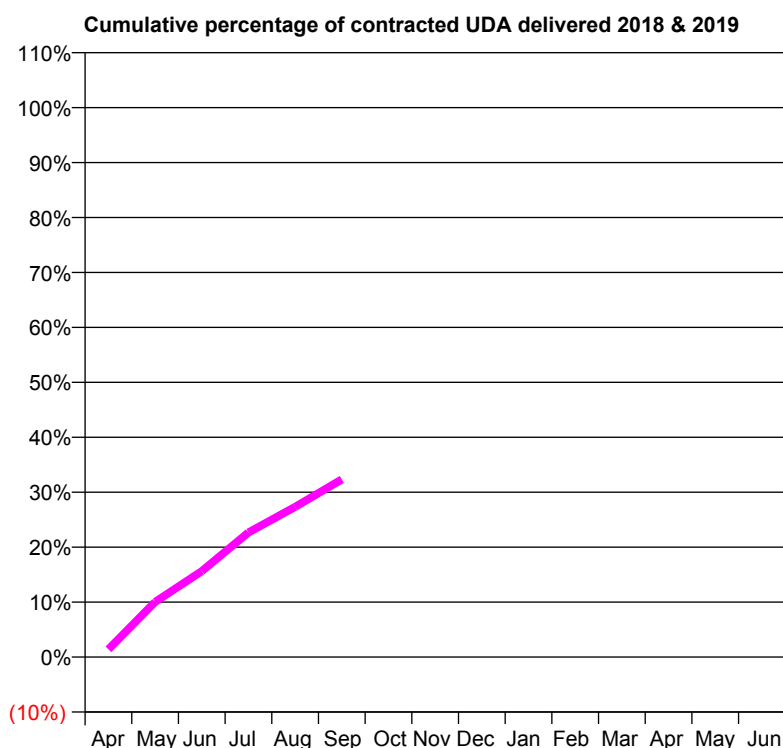
18/19 Contracted general activity (UDA)	24,000
Carry forward general activity (UDA)	0
18/19 Contracted orthodontic activity (UOA)	0
Carry forward orthodontic activity (UOA)	0
Baseline contract value	£600,000.00

### ACCESS\*

Patients seen in 24 months	Total	Change since previous quarter
Quarter ending September 2017	0	
Quarter ending December 2017	0	
Quarter ending March 2018	0	
Quarter ending June 2018	1,970	↑
Quarter ending September 2018	3,721	↑
Variance since September 2017	N/A	



### ACTIVITY



Adjusted Scheduled Activity (UDA)		
Month	2018	2019
April	0	340
May	0	2,406
June	0	3,756
July	0	5,442
August	0	6,564
September	0	7,763
October	0	
November	0	
December	0	
January	0	
February	0	
March	0	
April	0	
May	0	
June	0	

### QUALITY

	Quantity	Base Number	Contract	AT	Region	England
% of FP17s for the same patient ID Re-attending within 3 months - Children	31	1,046	3.0%	8.7%	11.1%	11.6%
% of FP17s for the same patient ID Re-attending within 3 months - Adults	175	3,018	5.8%	13.1%	15.3%	15.5%
% of FP17s for the same patient ID Re-attending between 3 & 9 months - Children	10	1,046	1.0%	61.8%	61.1%	58.8%
% of FP17s for the same patient ID Re-attending between 3 & 9 months - Adults	50	3,018	1.7%	52.4%	52.3%	51.1%
% of FP17s for Band 1 Urgent Courses	550	4,064	13.5%	8.3%	9.5%	9.0%
% of FP17s Relating to Free Repair or Replacements	26	4,064	0.6%	0.7%	0.7%	0.8%
% of FP17s Relating to Continuations	13	4,064	0.3%	0.8%	0.8%	0.9%
% of Patients satisfied with the dentistry they have received	1	3	N/A	94.1%	93.6%	93.3%
% of Patients satisfied with the time they had to wait for an appointment	1	3	N/A	88.8%	88.8%	88.9%

\* This is based on patients treated on this contract for their most recent course of treatment. Figures in italics indicate the base number of FP17s or Patient Questionnaire responses are less than 100. N/A is shown where the base number of responses is less than 10 during the period. % is calculated as Quantity/Base number\*100

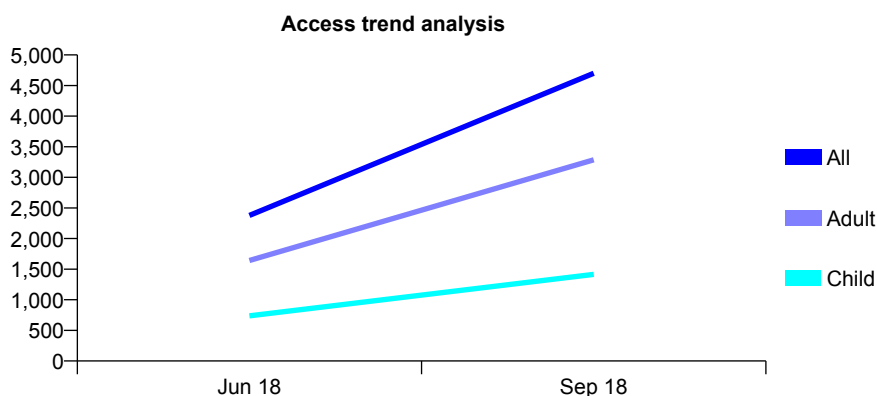
## Q64 - Vital Signs At a Glance Contract Report for 100618/0000 - September 2018

Name or company name	Rodericks Dental Limited
Contract type name	GDS Contract
Purpose of contract	General
Contract start date	01/04/2018
Contract end date	

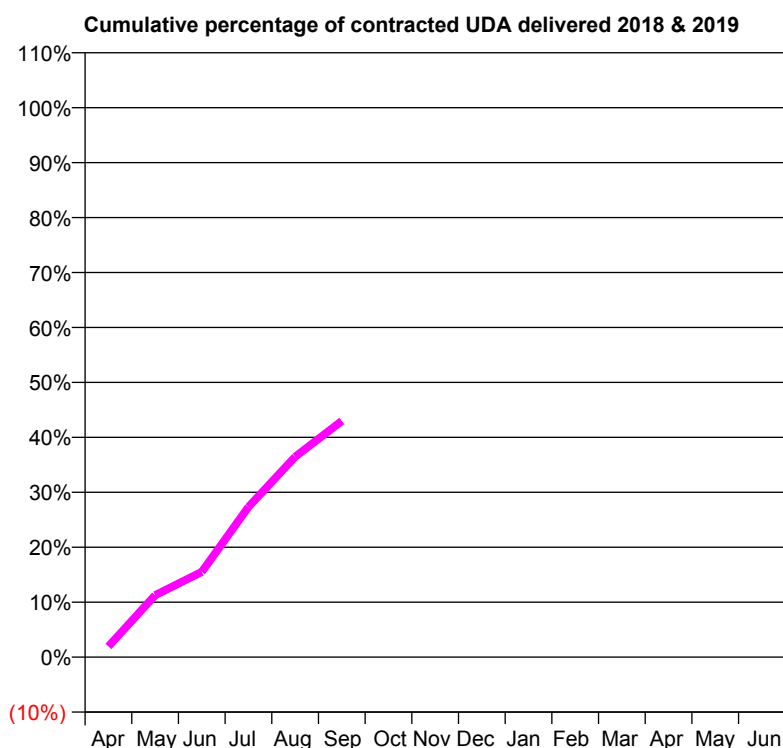
18/19 Contracted general activity (UDA)	24,000
Carry forward general activity (UDA)	0
18/19 Contracted orthodontic activity (UOA)	0
Carry forward orthodontic activity (UOA)	0
Baseline contract value	£600,000.00

### ACCESS\*

Patients seen in 24 months	Total	Change since previous quarter
Quarter ending September 2017	0	
Quarter ending December 2017	0	
Quarter ending March 2018	0	
Quarter ending June 2018	2,379	↑
Quarter ending September 2018	4,701	↑
Variance since September 2017	N/A	



### ACTIVITY



Adjusted Scheduled Activity (UDA)		
Month	2018	2019
April	0	468
May	0	2,706
June	0	3,724
July	0	6,558
August	0	8,752
September	0	10,315
October	0	
November	0	
December	0	
January	0	
February	0	
March	0	
April	0	
May	0	
June	0	

### QUALITY

	Quantity	Base Number	Contract	AT	Region	England
% of FP17s for the same patient ID Re-attending within 3 months - Children	91	1,544	5.9%	8.7%	11.1%	11.6%
% of FP17s for the same patient ID Re-attending within 3 months - Adults	379	3,962	9.6%	13.1%	15.3%	15.5%
% of FP17s for the same patient ID Re-attending between 3 & 9 months - Children	31	1,544	2.0%	61.8%	61.1%	58.8%
% of FP17s for the same patient ID Re-attending between 3 & 9 months - Adults	86	3,962	2.2%	52.4%	52.3%	51.1%
% of FP17s for Band 1 Urgent Courses	877	5,218	16.8%	8.3%	9.5%	9.0%
% of FP17s Relating to Free Repair or Replacements	34	5,218	0.7%	0.7%	0.7%	0.8%
% of FP17s Relating to Continuations	17	5,218	0.3%	0.8%	0.8%	0.9%
% of Patients satisfied with the dentistry they have received	2	3	N/A	94.1%	93.6%	93.3%
% of Patients satisfied with the time they had to wait for an appointment	2	3	N/A	88.8%	88.8%	88.9%

\* This is based on patients treated on this contract for their most recent course of treatment. Figures in italics indicate the base number of FP17s or Patient Questionnaire responses are less than 100. N/A is shown where the base number of responses is less than 10 during the period. % is calculated as Quantity/Base number\*100



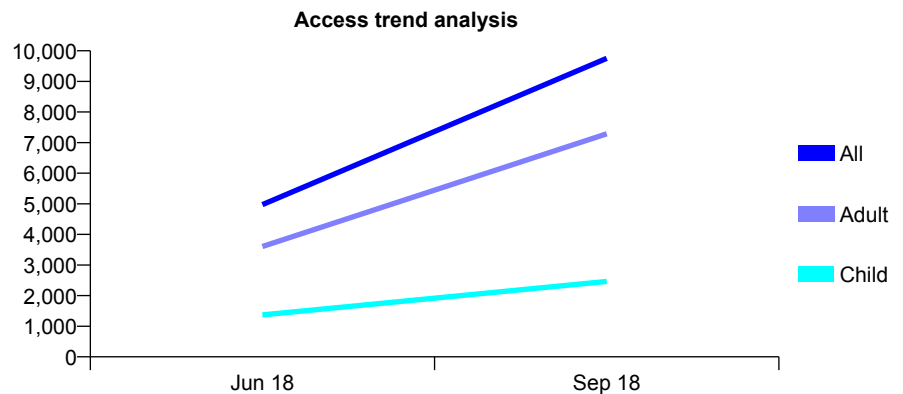
## Q64 - Vital Signs At a Glance Contract Report for 100655/0000 - September 2018

Name or company name	Genix Healthcare Ltd
Contract type name	GDS Contract
Purpose of contract	General
Contract start date	01/04/2018
Contract end date	

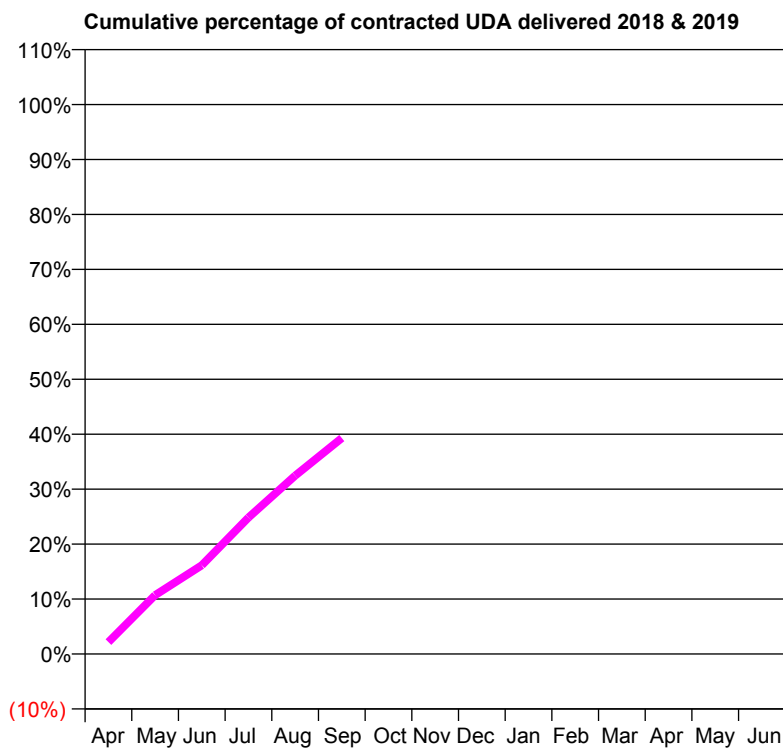
18/19 Contracted general activity (UDA)	58,000
Carry forward general activity (UDA)	0
18/19 Contracted orthodontic activity (UOA)	0
Carry forward orthodontic activity (UOA)	0
Baseline contract value	£1,450,000.00

### ACCESS\*

Patients seen in 24 months	Total	Change since previous quarter
Quarter ending September 2017	0	
Quarter ending December 2017	0	
Quarter ending March 2018	0	
Quarter ending June 2018	4,976	↑
Quarter ending September 2018	9,753	↑
Variance since September 2017	N/A	



### ACTIVITY



Adjusted Scheduled Activity (UDA)		
Month	2018	2019
April	0	1,261
May	0	6,215
June	0	9,371
July	0	14,406
August	0	18,830
September	0	22,792
October	0	
November	0	
December	0	
January	0	
February	0	
March	0	
April	0	
May	0	
June	0	

### QUALITY

	Quantity	Base Number	Contract	AT	Region	England
% of FP17s for the same patient ID Re-attending within 3 months - Children	151	2,707	5.6%	8.7%	11.1%	11.6%
% of FP17s for the same patient ID Re-attending within 3 months - Adults	804	8,174	9.8%	13.1%	15.3%	15.5%
% of FP17s for the same patient ID Re-attending between 3 & 9 months - Children	98	2,707	3.6%	61.8%	61.1%	58.8%
% of FP17s for the same patient ID Re-attending between 3 & 9 months - Adults	180	8,174	2.2%	52.4%	52.3%	51.1%
% of FP17s for Band 1 Urgent Courses	1,420	10,881	13.1%	8.3%	9.5%	9.0%
% of FP17s Relating to Free Repair or Replacements	59	10,881	0.5%	0.7%	0.7%	0.8%
% of FP17s Relating to Continuations	24	10,881	0.2%	0.8%	0.8%	0.9%
% of Patients satisfied with the dentistry they have received	8	9	N/A	94.1%	93.6%	93.3%
% of Patients satisfied with the time they had to wait for an appointment	9	9	N/A	88.8%	88.8%	88.9%

\* This is based on patients treated on this contract for their most recent course of treatment. Figures in italics indicate the base number of FP17s or Patient Questionnaire responses are less than 100. N/A is shown where the base number of responses is less than 10 during the period. % is calculated as Quantity/Base number\*100

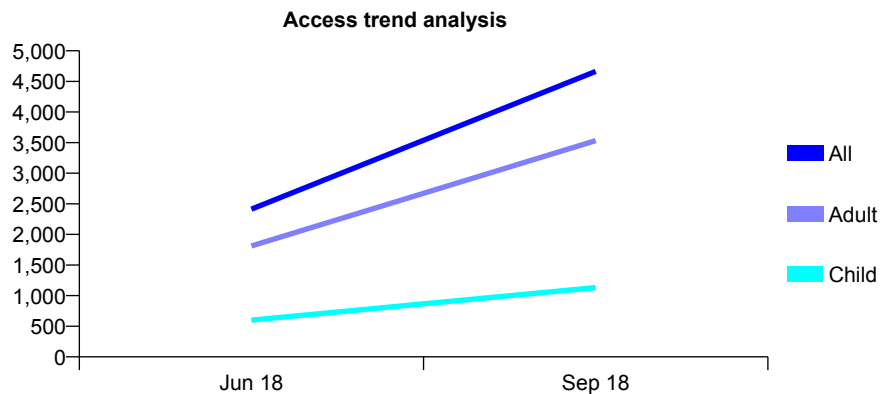
## Q64 - Vital Signs At a Glance Contract Report for 100656/0000 - September 2018

Name or company name	Genix Healthcare Ltd
Contract type name	GDS Contract
Purpose of contract	General
Contract start date	01/04/2018
Contract end date	

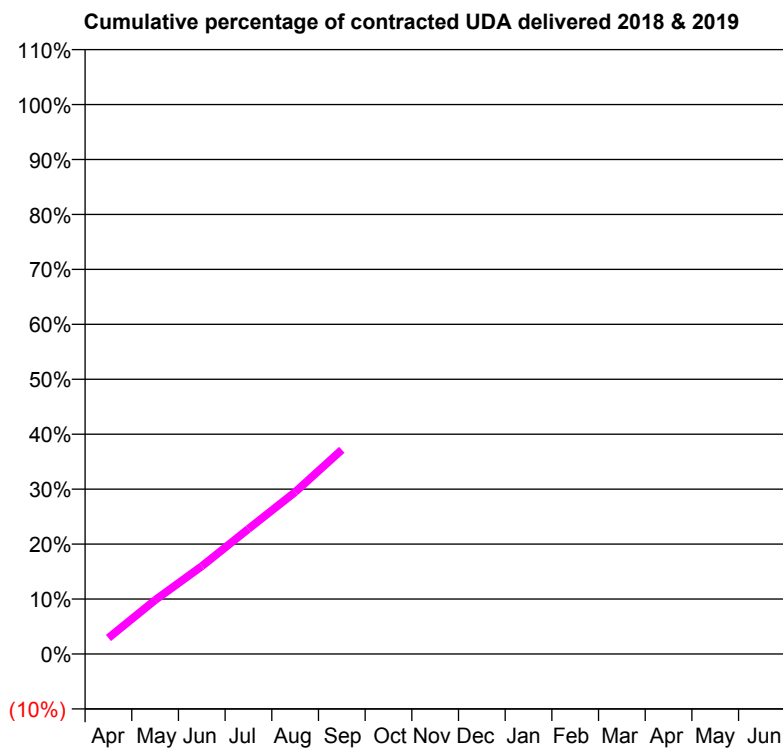
18/19 Contracted general activity (UDA)	26,000
Carry forward general activity (UDA)	0
18/19 Contracted orthodontic activity (UOA)	0
Carry forward orthodontic activity (UOA)	0
Baseline contract value	£650,000.00

### ACCESS\*

Patients seen in 24 months	Total	Change since previous quarter
Quarter ending September 2017	0	
Quarter ending December 2017	0	
Quarter ending March 2018	0	
Quarter ending June 2018	2,412	↑
Quarter ending September 2018	4,664	↑
Variance since September 2017	N/A	



### ACTIVITY



Adjusted Scheduled Activity (UDA)		
Month	2018	2019
April	0	763
May	0	2,551
June	0	4,156
July	0	5,920
August	0	7,663
September	0	9,663
October	0	
November	0	
December	0	
January	0	
February	0	
March	0	
April	0	
May	0	
June	0	

### QUALITY

	Quantity	Base Number	Contract	AT	Region	England
% of FP17s for the same patient ID Re-attending within 3 months - Children	37	1,205	3.1%	8.7%	11.1%	11.6%
% of FP17s for the same patient ID Re-attending within 3 months - Adults	327	3,967	8.2%	13.1%	15.3%	15.5%
% of FP17s for the same patient ID Re-attending between 3 & 9 months - Children	20	1,205	1.7%	61.8%	61.1%	58.8%
% of FP17s for the same patient ID Re-attending between 3 & 9 months - Adults	68	3,967	1.7%	52.4%	52.3%	51.1%
% of FP17s for Band 1 Urgent Courses	361	5,172	7.0%	8.3%	9.5%	9.0%
% of FP17s Relating to Free Repair or Replacements	39	5,172	0.8%	0.7%	0.7%	0.8%
% of FP17s Relating to Continuations	49	5,172	0.9%	0.8%	0.8%	0.9%
% of Patients satisfied with the dentistry they have received	4	4	N/A	94.1%	93.6%	93.3%
% of Patients satisfied with the time they had to wait for an appointment	4	4	N/A	88.8%	88.8%	88.9%

\* This is based on patients treated on this contract for their most recent course of treatment. Figures in italics indicate the base number of FP17s or Patient Questionnaire responses are less than 100. N/A is shown where the base number of responses is less than 10 during the period. % is calculated as Quantity/Base number\*100

## Q64 - Vital Signs At a Glance Contract Report for 100727/0000 - September 2018


Name or company name	Smilecare Swindon Limited
Contract type name	GDS Contract
Purpose of contract	General
Contract start date	01/07/2018
Contract end date	

18/19 Contracted general activity (UDA)	9,375
Carry forward general activity (UDA)	0
18/19 Contracted orthodontic activity (UOA)	0
Carry forward orthodontic activity (UOA)	0
Baseline contract value	£215,625.00

### ACCESS\*

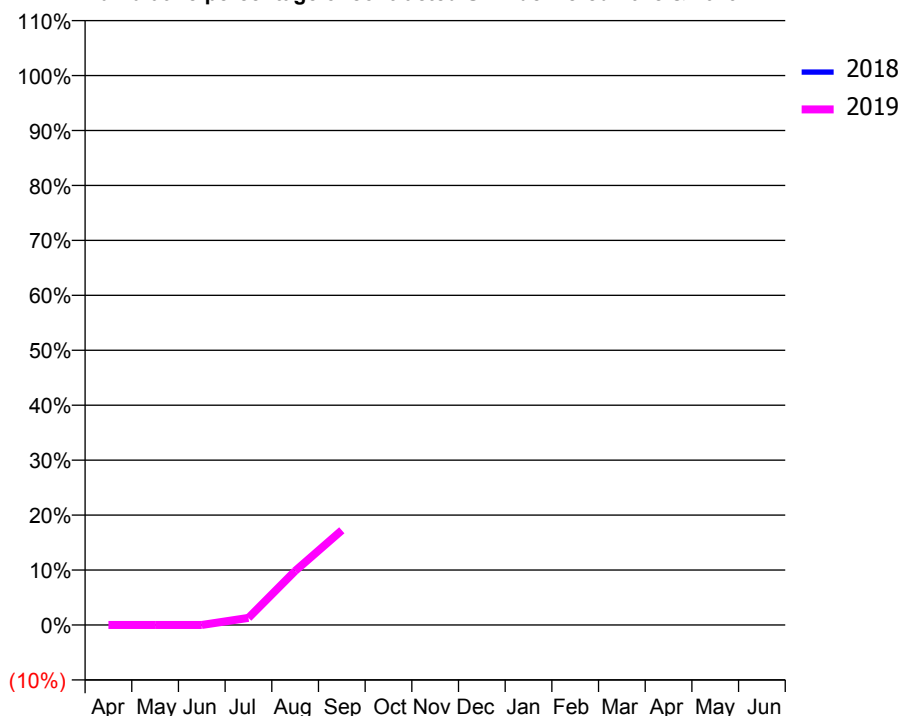
Patients seen in 24 months	Total	Change since previous quarter
Quarter ending September 2017	0	
Quarter ending December 2017	0	
Quarter ending March 2018	0	
Quarter ending June 2018	0	
Quarter ending September 2018	786	↑
Variance since September 2017	N/A	

### Access trend analysis



### ACTIVITY

#### Cumulative percentage of contracted UDA delivered 2018 & 2019



Adjusted Scheduled Activity (UDA)		
Month	2018	2019
April	0	0
May	0	0
June	0	0
July	0	122
August	0	922
September	0	1,616
October	0	
November	0	
December	0	
January	0	
February	0	
March	0	
April	0	
May	0	
June	0	

### QUALITY

	Quantity	Base Number	Contract	AT	Region	England
% of FP17s for the same patient ID Re-attending within 3 months - Children	8	280	2.9%	8.7%	11.1%	11.6%
% of FP17s for the same patient ID Re-attending within 3 months - Adults	36	469	7.7%	13.1%	15.3%	15.5%
% of FP17s for the same patient ID Re-attending between 3 & 9 months - Children	0	280	0.0%	61.8%	61.1%	58.8%
% of FP17s for the same patient ID Re-attending between 3 & 9 months - Adults	0	469	0.0%	52.4%	52.3%	51.1%
% of FP17s for Band 1 Urgent Courses	87	749	11.6%	8.3%	9.5%	9.0%
% of FP17s Relating to Free Repair or Replacements	9	749	1.2%	0.7%	0.7%	0.8%
% of FP17s Relating to Continuations	0	749	0.0%	0.8%	0.8%	0.9%
% of Patients satisfied with the dentistry they have received	0	0	N/A	94.1%	93.6%	93.3%
% of Patients satisfied with the time they had to wait for an appointment	0	0	N/A	88.8%	88.8%	88.9%

\* This is based on patients treated on this contract for their most recent course of treatment. Figures in italics indicate the base number of FP17s or Patient Questionnaire responses are less than 100. N/A is shown where the base number of responses is less than 10 during the period. % is calculated as Quantity/Base number\*100

## Q64 - Vital Signs At a Glance Contract Report for 100845/0000 - September 2018

Name or company name	Wiltshire & Swindon OOH Dental Service
Contract type name	PDS Contract
Purpose of contract	General
Contract start date	01/05/2018
Contract end date	30/04/2023

18/19 Contracted general activity (UDA)	2,877
Carry forward general activity (UDA)	0
18/19 Contracted orthodontic activity (UOA)	0
Carry forward orthodontic activity (UOA)	0
Baseline contract value	£229,026.42

### ACCESS\*

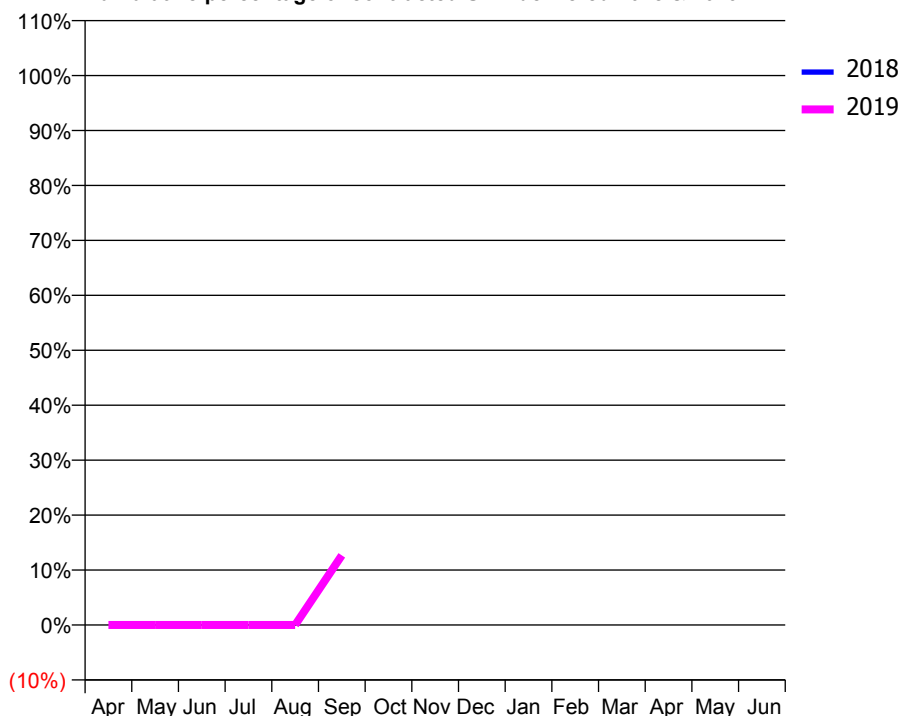
Patients seen in 24 months	Total	Change since previous quarter
Quarter ending September 2017	0	
Quarter ending December 2017	0	
Quarter ending March 2018	0	
Quarter ending June 2018	0	
Quarter ending September 2018	204	↑
Variance since September 2017	N/A	

### Access trend analysis



### ACTIVITY

#### Cumulative percentage of contracted UDA delivered 2018 & 2019



Adjusted Scheduled Activity (UDA)		
Month	2018	2019
April	0	0
May	0	0
June	0	0
July	0	0
August	0	0
September	0	365
October	0	
November	0	
December	0	
January	0	
February	0	
March	0	
April	0	
May	0	
June	0	

### QUALITY

	Quantity	Base Number	Contract	AT	Region	England
% of FP17s for the same patient ID Re-attending within 3 months - Children	0	40	0.0%	8.7%	11.1%	11.6%
% of FP17s for the same patient ID Re-attending within 3 months - Adults	5	290	1.7%	13.1%	15.3%	15.5%
% of FP17s for the same patient ID Re-attending between 3 & 9 months - Children	0	40	0.0%	61.8%	61.1%	58.8%
% of FP17s for the same patient ID Re-attending between 3 & 9 months - Adults	0	290	0.0%	52.4%	52.3%	51.1%
% of FP17s for Band 1 Urgent Courses	318	330	96.4%	8.3%	9.5%	9.0%
% of FP17s Relating to Free Repair or Replacements	0	330	0.0%	0.7%	0.7%	0.8%
% of FP17s Relating to Continuations	0	330	0.0%	0.8%	0.8%	0.9%
% of Patients satisfied with the dentistry they have received	0	0	N/A	94.1%	93.6%	93.3%
% of Patients satisfied with the time they had to wait for an appointment	0	0	N/A	88.8%	88.8%	88.9%

\* This is based on patients treated on this contract for their most recent course of treatment. Figures in italics indicate the base number of FP17s or Patient Questionnaire responses are less than 100. N/A is shown where the base number of responses is less than 10 during the period. % is calculated as Quantity/Base number\*100

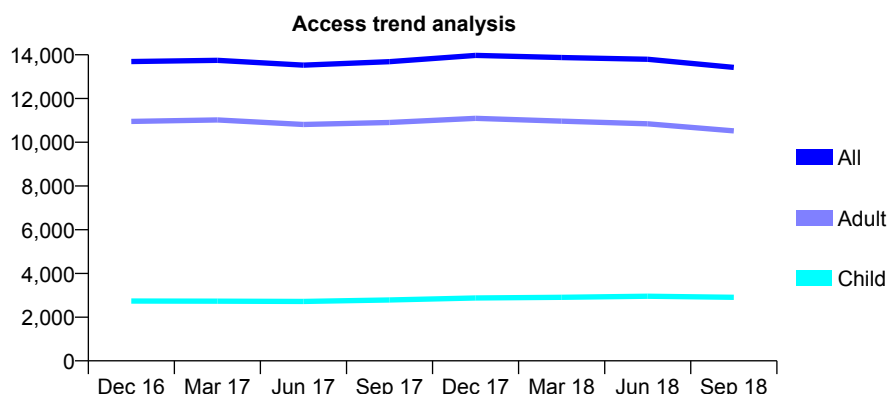
## Q64 - Vital Signs At a Glance Contract Report for 101192/0008 - September 2018

Name or company name	Community Dental Centres Ltd
Contract type name	GDS Contract
Purpose of contract	General
Contract start date	01/04/2006
Contract end date	

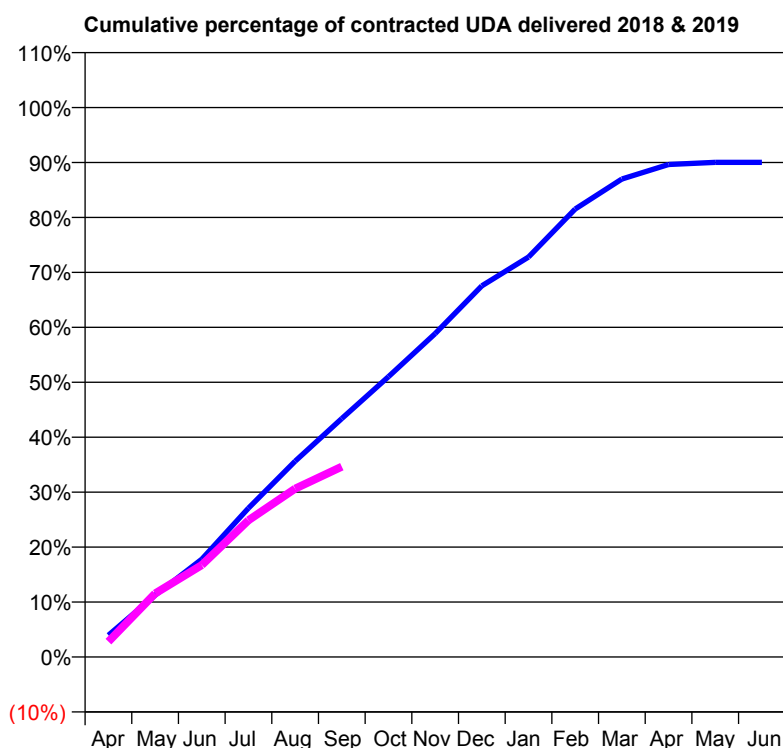
18/19 Contracted general activity (UDA)	35,500
Carry forward general activity (UDA)	0
18/19 Contracted orthodontic activity (UOA)	0
Carry forward orthodontic activity (UOA)	0
Baseline contract value	£849,666.77

### ACCESS\*

Patients seen in 24 months	Total	Change since previous quarter
Quarter ending September 2017	13,688	
Quarter ending December 2017	13,970	↑
Quarter ending March 2018	13,874	→
Quarter ending June 2018	13,797	→
Quarter ending September 2018	13,425	↓
<b>Variance since September 2017</b>	<b>(1.9%)</b>	<b>↓</b>



### ACTIVITY



Adjusted Scheduled Activity (UDA)		
Month	2018	2019
April	1,412	992
May	3,995	4,104
June	6,315	5,936
July	9,616	8,838
August	12,649	10,874
September	15,411	12,298
October	18,111	
November	20,894	
December	23,979	
January	25,839	
February	28,941	
March	30,876	
April	31,820	
May	31,957	
June	31,957	

### QUALITY

	Quantity	Base Number	Contract	AT	Region	England
% of FP17s for the same patient ID Re-attending within 3 months - Children	82	1,830	4.5%	8.7%	11.1%	11.6%
% of FP17s for the same patient ID Re-attending within 3 months - Adults	530	5,246	10.1%	13.1%	15.3%	15.5%
% of FP17s for the same patient ID Re-attending between 3 & 9 months - Children	1,020	1,830	55.7%	61.8%	61.1%	58.8%
% of FP17s for the same patient ID Re-attending between 3 & 9 months - Adults	2,610	5,246	49.8%	52.4%	52.3%	51.1%
% of FP17s for Band 1 Urgent Courses	486	6,448	7.5%	8.3%	9.5%	9.0%
% of FP17s Relating to Free Repair or Replacements	27	6,448	0.4%	0.7%	0.7%	0.8%
% of FP17s Relating to Continuations	45	6,448	0.7%	0.8%	0.8%	0.9%
% of Patients satisfied with the dentistry they have received	10	10	100.0%	94.1%	93.6%	93.3%
% of Patients satisfied with the time they had to wait for an appointment	10	10	100.0%	88.8%	88.8%	88.9%

\* This is based on patients treated on this contract for their most recent course of treatment. Figures in italics indicate the base number of FP17s or Patient Questionnaire responses are less than 100. N/A is shown where the base number of responses is less than 10 during the period. % is calculated as Quantity/Base number\*100

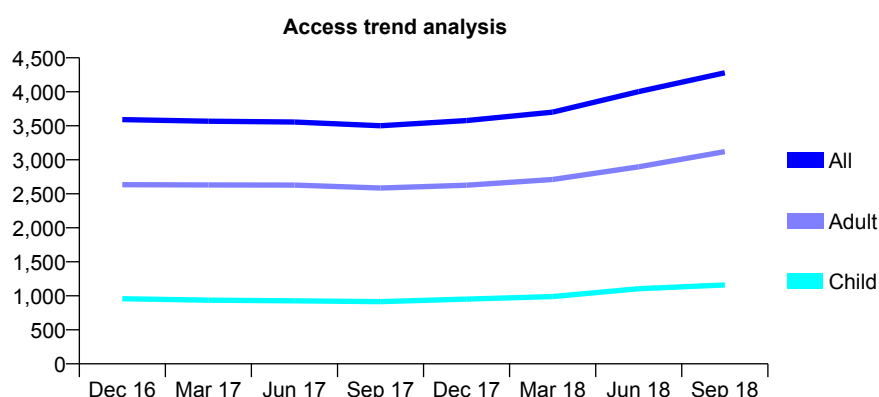
## Q64 - Vital Signs At a Glance Contract Report for 101192/0010 - September 2018

Name or company name	Community Dental Centres Ltd
Contract type name	GDS Contract
Purpose of contract	General
Contract start date	01/11/2008
Contract end date	

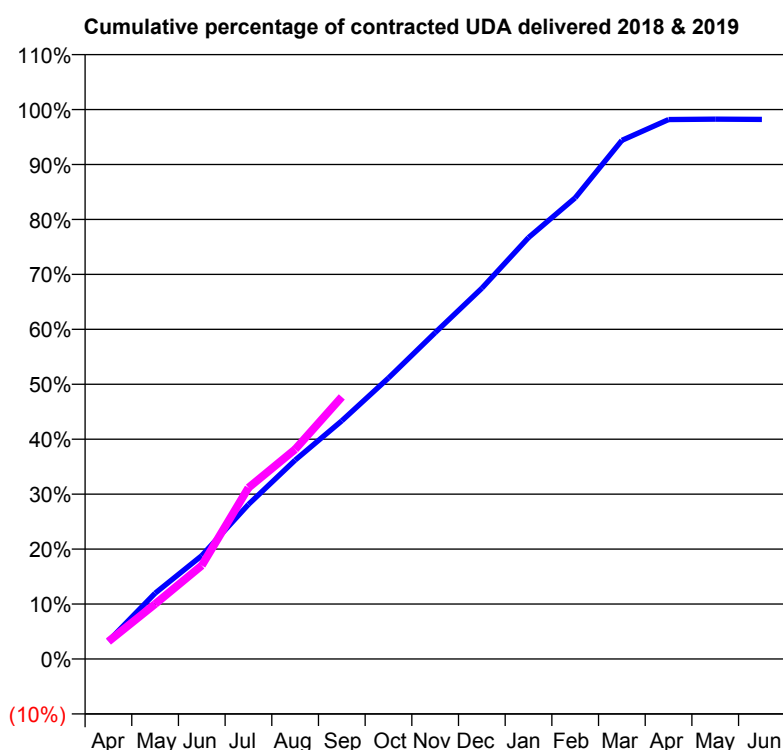
18/19 Contracted general activity (UDA)	14,570
Carry forward general activity (UDA)	0
18/19 Contracted orthodontic activity (UOA)	0
Carry forward orthodontic activity (UOA)	0
Baseline contract value	£346,329.29

### ACCESS\*

Patients seen in 24 months	Total	Change since previous quarter
Quarter ending September 2017	3,501	
Quarter ending December 2017	3,577	↑
Quarter ending March 2018	3,700	↑
Quarter ending June 2018	4,003	↑
Quarter ending September 2018	4,280	↑
<b>Variance since September 2017</b>	<b>22.3%</b>	<b>↑</b>



### ACTIVITY



Adjusted Scheduled Activity (UDA)		
Month	2018	2019
April	393	465
May	1,442	1,460
June	2,268	2,482
July	3,389	4,542
August	4,359	5,558
September	5,222	6,950
October	6,160	
November	7,154	
December	8,126	
January	9,237	
February	10,108	
March	11,367	
April	11,825	
May	11,832	
June	11,826	

### QUALITY

	Quantity	Base Number	Contract	AT	Region	England
% of FP17s for the same patient ID Re-attending within 3 months - Children	41	870	4.7%	8.7%	11.1%	11.6%
% of FP17s for the same patient ID Re-attending within 3 months - Adults	269	2,271	11.8%	13.1%	15.3%	15.5%
% of FP17s for the same patient ID Re-attending between 3 & 9 months - Children	408	870	46.9%	61.8%	61.1%	58.8%
% of FP17s for the same patient ID Re-attending between 3 & 9 months - Adults	888	2,271	39.1%	52.4%	52.3%	51.1%
% of FP17s for Band 1 Urgent Courses	204	2,961	6.9%	8.3%	9.5%	9.0%
% of FP17s Relating to Free Repair or Replacements	5	2,961	0.2%	0.7%	0.7%	0.8%
% of FP17s Relating to Continuations	24	2,961	0.8%	0.8%	0.8%	0.9%
% of Patients satisfied with the dentistry they have received	5	5	N/A	94.1%	93.6%	93.3%
% of Patients satisfied with the time they had to wait for an appointment	5	5	N/A	88.8%	88.8%	88.9%

\* This is based on patients treated on this contract for their most recent course of treatment. Figures in italics indicate the base number of FP17s or Patient Questionnaire responses are less than 100. N/A is shown where the base number of responses is less than 10 during the period. % is calculated as Quantity/Base number\*100

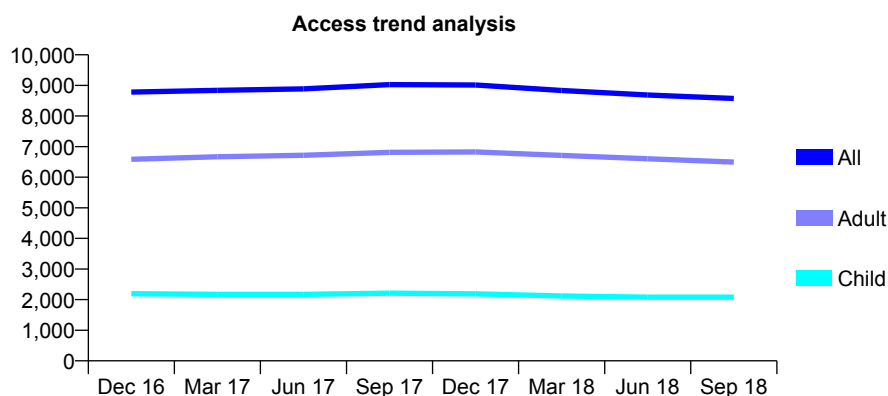
## Q64 - Vital Signs At a Glance Contract Report for 101281/0022 - September 2018

Name or company name	OASIS DENTAL CARE LTD
Contract type name	PDS Contract
Purpose of contract	General
Contract start date	01/04/2006
Contract end date	17/05/2020

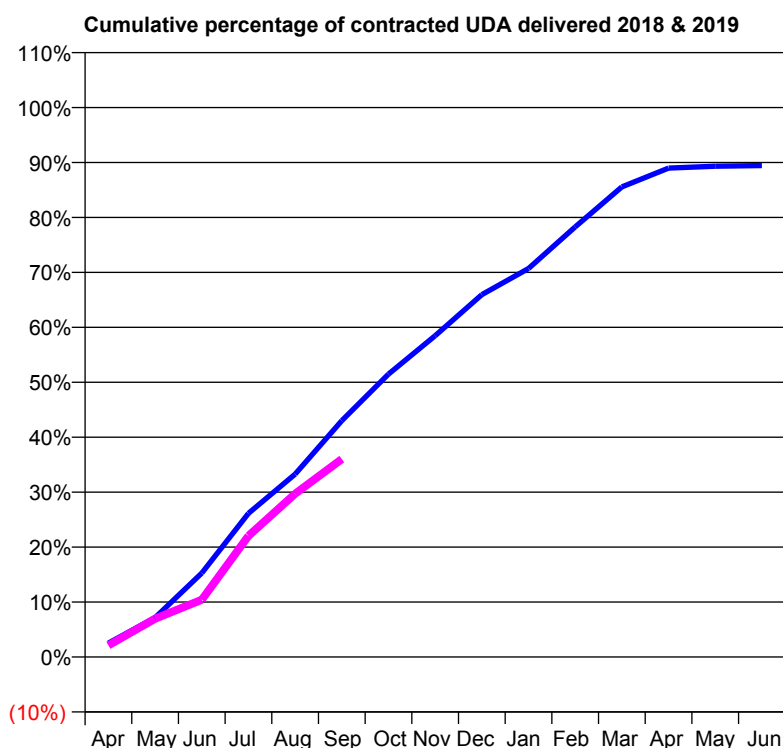
18/19 Contracted general activity (UDA)	26,000
Carry forward general activity (UDA)	0
18/19 Contracted orthodontic activity (UOA)	0
Carry forward orthodontic activity (UOA)	0
Baseline contract value	£607,598.21

### ACCESS\*

Patients seen in 24 months	Total	Change since previous quarter
Quarter ending September 2017	9,025	
Quarter ending December 2017	9,015	→
Quarter ending March 2018	8,835	↓
Quarter ending June 2018	8,686	↓
Quarter ending September 2018	8,575	↓
<b>Variance since September 2017</b>	<b>(5.0%)</b>	↓



### ACTIVITY



Adjusted Scheduled Activity (UDA)		
Month	2018	2019
April	659	553
May	1,863	1,816
June	3,973	2,713
July	6,797	5,734
August	8,651	7,724
September	11,183	9,364
October	13,383	
November	15,201	
December	17,144	
January	18,381	
February	20,352	
March	22,245	
April	23,135	
May	23,225	
June	23,256	

### QUALITY

	Quantity	Base Number	Contract	AT	Region	England
% of FP17s for the same patient ID Re-attending within 3 months - Children	95	1,325	7.2%	8.7%	11.1%	11.6%
% of FP17s for the same patient ID Re-attending within 3 months - Adults	552	4,057	13.6%	13.1%	15.3%	15.5%
% of FP17s for the same patient ID Re-attending between 3 & 9 months - Children	689	1,325	52.0%	61.8%	61.1%	58.8%
% of FP17s for the same patient ID Re-attending between 3 & 9 months - Adults	1,969	4,057	48.5%	52.4%	52.3%	51.1%
% of FP17s for Band 1 Urgent Courses	608	4,942	12.3%	8.3%	9.5%	9.0%
% of FP17s Relating to Free Repair or Replacements	24	4,942	0.5%	0.7%	0.7%	0.8%
% of FP17s Relating to Continuations	13	4,942	0.3%	0.8%	0.8%	0.9%
% of Patients satisfied with the dentistry they have received	7	7	N/A	94.1%	93.6%	93.3%
% of Patients satisfied with the time they had to wait for an appointment	6	7	N/A	88.8%	88.8%	88.9%

\* This is based on patients treated on this contract for their most recent course of treatment. Figures in italics indicate the base number of FP17s or Patient Questionnaire responses are less than 100. N/A is shown where the base number of responses is less than 10 during the period. % is calculated as Quantity/Base number\*100

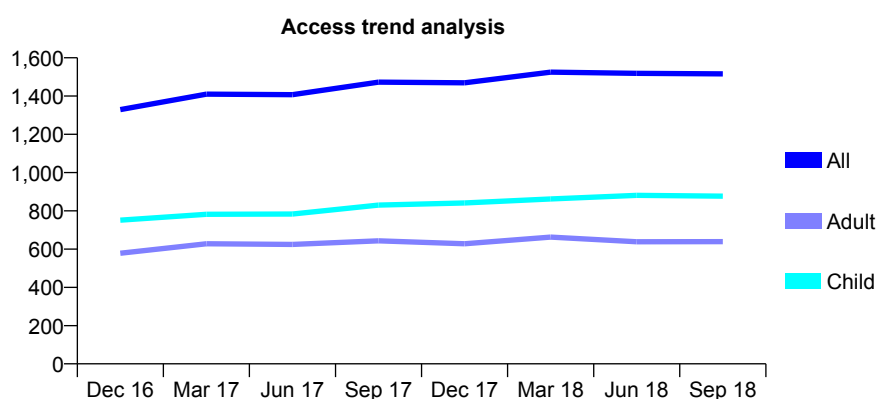
## Q64 - Vital Signs At a Glance Contract Report for 101281/0110 - September 2018

Name or company name	OASIS DENTAL CARE LTD
Contract type name	PDS Contract
Purpose of contract	General
Contract start date	01/04/2006
Contract end date	30/09/2018

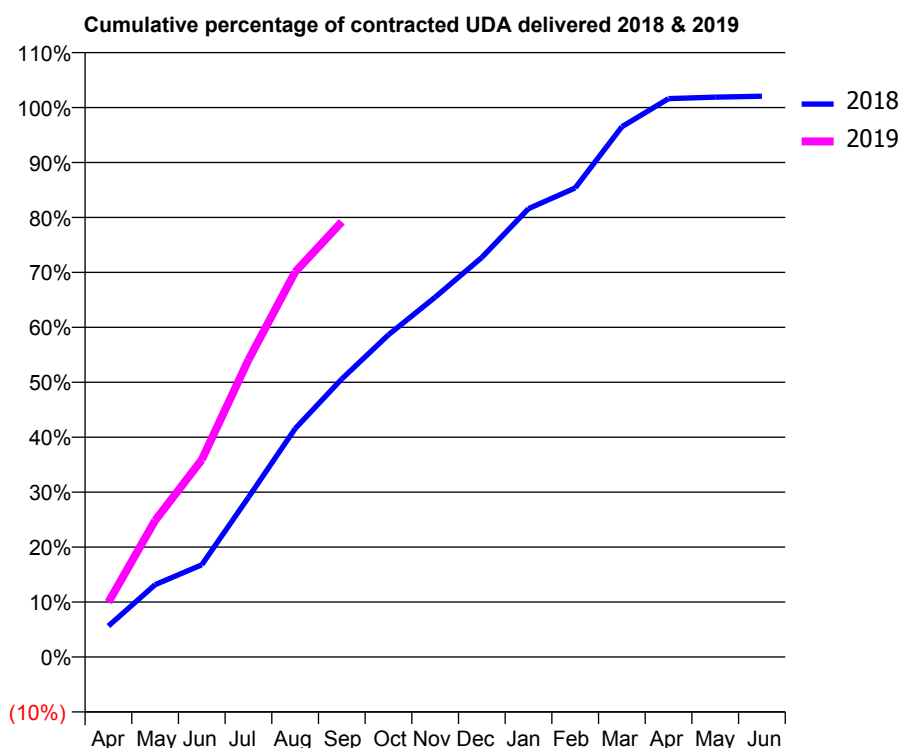
18/19 Contracted general activity (UDA)	1,958
Carry forward general activity (UDA)	0
18/19 Contracted orthodontic activity (UOA)	0
Carry forward orthodontic activity (UOA)	0
Baseline contract value	£45,771.12

### ACCESS\*

Patients seen in 24 months	Total	Change since previous quarter
Quarter ending September 2017	1,473	
Quarter ending December 2017	1,469	→
Quarter ending March 2018	1,525	↑
Quarter ending June 2018	1,519	→
Quarter ending September 2018	1,516	→
<b>Variance since September 2017</b>	<b>2.9%</b>	<b>↑</b>



### ACTIVITY



Adjusted Scheduled Activity (UDA)		
Month	2018	2019
April	221	195
May	516	486
June	657	703
July	1,138	1,059
August	1,627	1,372
September	1,982	1,551
October	2,296	
November	2,564	
December	2,847	
January	3,194	
February	3,342	
March	3,778	
April	3,979	
May	3,989	
June	3,996	

### QUALITY

	Quantity	Base Number	Contract	AT	Region	England
% of FP17s for the same patient ID Re-attending within 3 months - Children	55	619	8.9%	8.7%	11.1%	11.6%
% of FP17s for the same patient ID Re-attending within 3 months - Adults	68	350	19.4%	13.1%	15.3%	15.5%
% of FP17s for the same patient ID Re-attending between 3 & 9 months - Children	317	619	51.2%	61.8%	61.1%	58.8%
% of FP17s for the same patient ID Re-attending between 3 & 9 months - Adults	133	350	38.0%	52.4%	52.3%	51.1%
% of FP17s for Band 1 Urgent Courses	134	864	15.5%	8.3%	9.5%	9.0%
% of FP17s Relating to Free Repair or Replacements	5	864	0.6%	0.7%	0.7%	0.8%
% of FP17s Relating to Continuations	0	864	0.0%	0.8%	0.8%	0.9%
% of Patients satisfied with the dentistry they have received	0	0	N/A	94.1%	93.6%	93.3%
% of Patients satisfied with the time they had to wait for an appointment	0	0	N/A	88.8%	88.8%	88.9%

\* This is based on patients treated on this contract for their most recent course of treatment. Figures in italics indicate the base number of FP17s or Patient Questionnaire responses are less than 100. N/A is shown where the base number of responses is less than 10 during the period. % is calculated as Quantity/Base number\*100



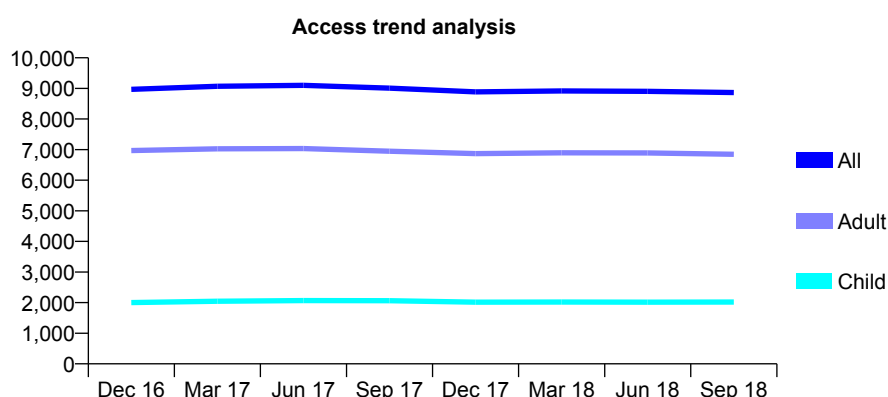
# Q64 - Vital Signs At a Glance Contract Report for 101281/0188 - September 2018

Name or company name	OASIS DENTAL CARE LTD
Contract type name	GDS Contract
Purpose of contract	General
Contract start date	23/10/2008
Contract end date	

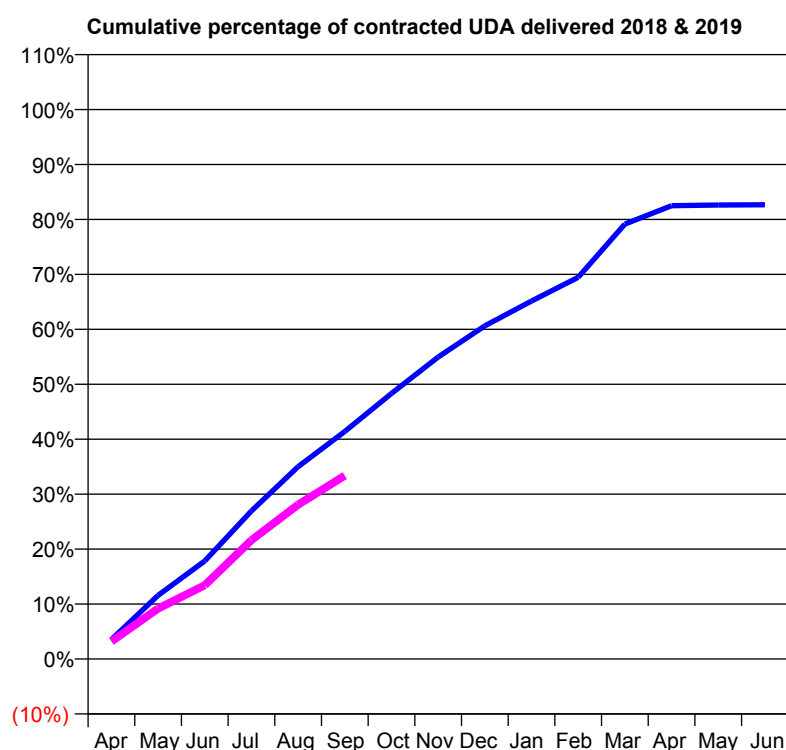
18/19 Contracted general activity (UDA)	32,000
Carry forward general activity (UDA)	0
18/19 Contracted orthodontic activity (UOA)	0
Carry forward orthodontic activity (UOA)	0
Baseline contract value	£755,296.07

## ACCESS\*

Patients seen in 24 months	Total	Change since previous quarter
Quarter ending September 2017	9,010	
Quarter ending December 2017	8,885	↓
Quarter ending March 2018	8,918	→
Quarter ending June 2018	8,906	→
Quarter ending September 2018	8,866	→
<b>Variance since September 2017</b>	<b>(1.6%)</b>	<b>↓</b>



## ACTIVITY



Adjusted Scheduled Activity (UDA)		
Month	2018	2019
April	1,140	1,023
May	3,711	2,938
June	5,709	4,297
July	8,620	6,923
August	11,201	8,985
September	13,251	10,684
October	15,467	
November	17,584	
December	19,399	
January	20,847	
February	22,230	
March	25,323	
April	26,398	
May	26,439	
June	26,455	

## QUALITY

	Quantity	Base Number	Contract	AT	Region	England
% of FP17s for the same patient ID Re-attending within 3 months - Children	84	1,370	6.1%	8.7%	11.1%	11.6%
% of FP17s for the same patient ID Re-attending within 3 months - Adults	625	4,708	13.3%	13.1%	15.3%	15.5%
% of FP17s for the same patient ID Re-attending between 3 & 9 months - Children	811	1,370	59.2%	61.8%	61.1%	58.8%
% of FP17s for the same patient ID Re-attending between 3 & 9 months - Adults	2,863	4,708	60.8%	52.4%	52.3%	51.1%
% of FP17s for Band 1 Urgent Courses	457	5,597	8.2%	8.3%	9.5%	9.0%
% of FP17s Relating to Free Repair or Replacements	85	5,597	1.5%	0.7%	0.7%	0.8%
% of FP17s Relating to Continuations	63	5,597	1.1%	0.8%	0.8%	0.9%
% of Patients satisfied with the dentistry they have received	6	7	N/A	94.1%	93.6%	93.3%
% of Patients satisfied with the time they had to wait for an appointment	4	7	N/A	88.8%	88.8%	88.9%

\* This is based on patients treated on this contract for their most recent course of treatment. Figures in italics indicate the base number of FP17s or Patient Questionnaire responses are less than 100. N/A is shown where the base number of responses is less than 10 during the period. % is calculated as Quantity/Base number\*100

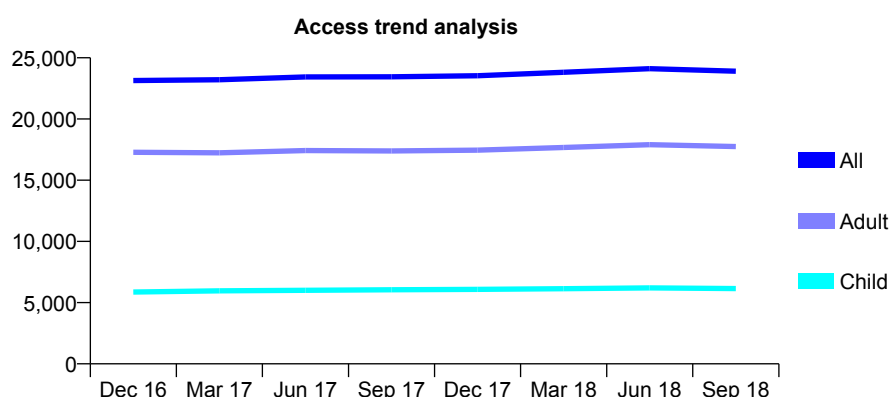
# Q64 - Vital Signs At a Glance Contract Report for 101338/0028 - September 2018

Name or company name	Whitecross Dental Care Limited
Contract type name	GDS Contract
Purpose of contract	General
Contract start date	01/04/2006
Contract end date	

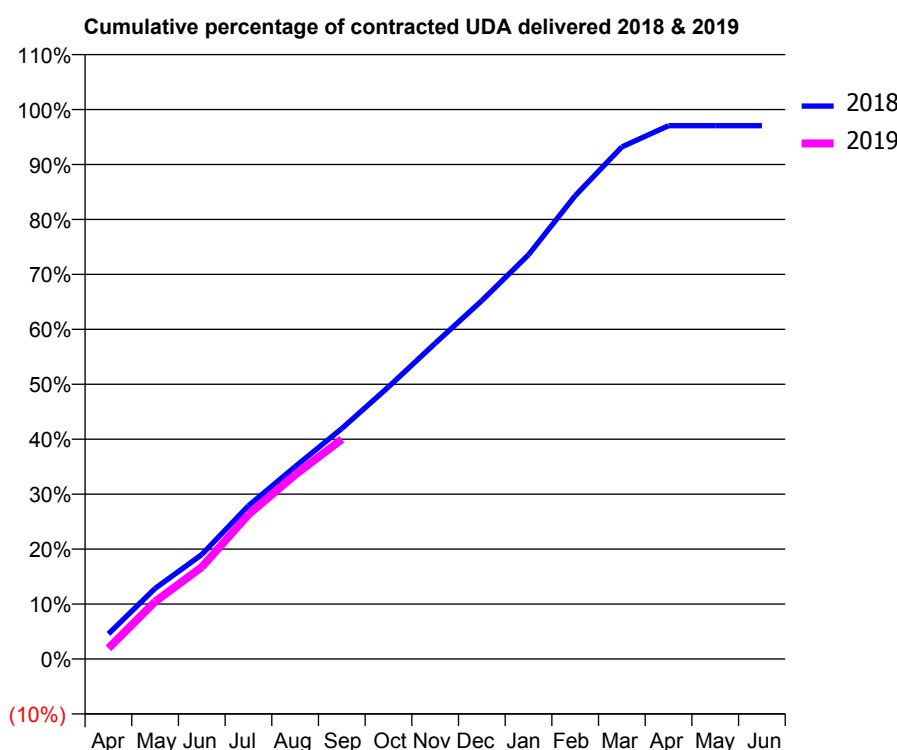
18/19 Contracted general activity (UDA)	64,500
Carry forward general activity (UDA)	1,895
18/19 Contracted orthodontic activity (UOA)	0
Carry forward orthodontic activity (UOA)	0
Baseline contract value	£1,496,865.31

## ACCESS\*

Patients seen in 24 months	Total	Change since previous quarter
Quarter ending September 2017	23,447	
Quarter ending December 2017	23,538	→
Quarter ending March 2018	23,813	→
Quarter ending June 2018	24,109	→
Quarter ending September 2018	23,900	→
<b>Variance since September 2017</b>	<b>1.9%</b>	<b>→</b>



## ACTIVITY



Adjusted Scheduled Activity (UDA)		
Month	2018	2019
April	2,954	1,265
May	8,289	6,737
June	12,257	10,795
July	17,989	16,957
August	22,582	21,626
September	27,053	25,783
October	31,935	
November	37,055	
December	42,060	
January	47,451	
February	54,380	
March	60,117	
April	62,607	
May	62,604	
June	62,605	

## QUALITY

	Quantity	Base Number	Contract	AT	Region	England
% of FP17s for the same patient ID Re-attending within 3 months - Children	244	4,412	5.5%	8.7%	11.1%	11.6%
% of FP17s for the same patient ID Re-attending within 3 months - Adults	909	9,718	9.4%	13.1%	15.3%	15.5%
% of FP17s for the same patient ID Re-attending between 3 & 9 months - Children	2,617	4,412	59.3%	61.8%	61.1%	58.8%
% of FP17s for the same patient ID Re-attending between 3 & 9 months - Adults	4,358	9,718	44.8%	52.4%	52.3%	51.1%
% of FP17s for Band 1 Urgent Courses	616	13,179	4.7%	8.3%	9.5%	9.0%
% of FP17s Relating to Free Repair or Replacements	89	13,179	0.7%	0.7%	0.7%	0.8%
% of FP17s Relating to Continuations	149	13,179	1.1%	0.8%	0.8%	0.9%
% of Patients satisfied with the dentistry they have received	13	14	92.9%	94.1%	93.6%	93.3%
% of Patients satisfied with the time they had to wait for an appointment	13	14	92.9%	88.8%	88.8%	88.9%

\* This is based on patients treated on this contract for their most recent course of treatment. Figures in italics indicate the base number of FP17s or Patient Questionnaire responses are less than 100. N/A is shown where the base number of responses is less than 10 during the period. % is calculated as Quantity/Base number\*100

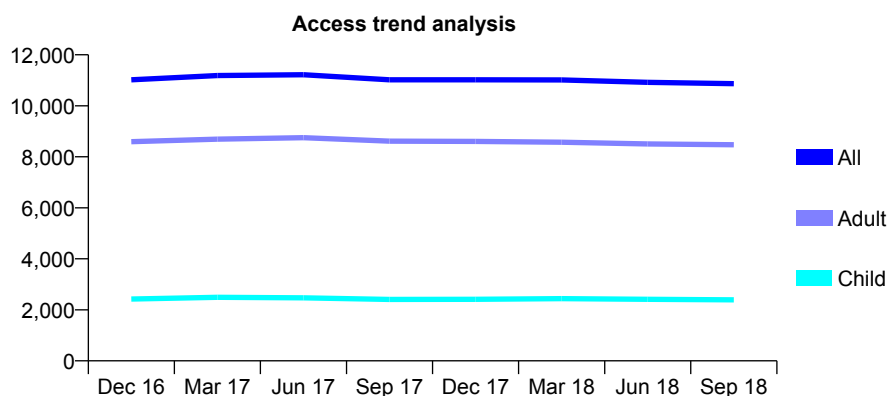
## Q64 - Vital Signs At a Glance Contract Report for 101338/0031 - September 2018

Name or company name	Whitecross Dental Care Limited
Contract type name	GDS Contract
Purpose of contract	General
Contract start date	01/04/2006
Contract end date	

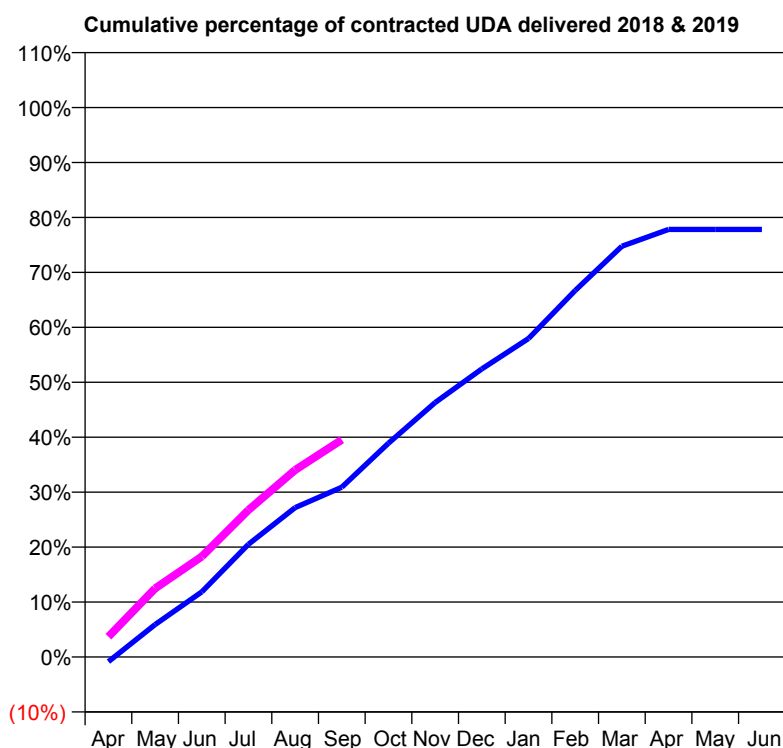
18/19 Contracted general activity (UDA)	33,300
Carry forward general activity (UDA)	0
18/19 Contracted orthodontic activity (UOA)	0
Carry forward orthodontic activity (UOA)	0
Baseline contract value	£798,873.43

### ACCESS\*

Patients seen in 24 months	Total	Change since previous quarter
Quarter ending September 2017	11,020	
Quarter ending December 2017	11,017	→
Quarter ending March 2018	11,014	→
Quarter ending June 2018	10,919	→
Quarter ending September 2018	10,869	→
<b>Variance since September 2017</b>	<b>(1.4%)</b>	<b>↓</b>



### ACTIVITY



Adjusted Scheduled Activity (UDA)		
Month	2018	2019
April	-286	1,233
May	1,968	4,158
June	3,949	6,090
July	6,835	8,911
August	9,052	11,334
September	10,288	13,167
October	12,959	
November	15,424	
December	17,458	
January	19,302	
February	22,211	
March	24,894	
April	25,910	
May	25,913	
June	25,913	

### QUALITY

	Quantity	Base Number	Contract	AT	Region	England
% of FP17s for the same patient ID Re-attending within 3 months - Children	127	1,469	8.6%	8.7%	11.1%	11.6%
% of FP17s for the same patient ID Re-attending within 3 months - Adults	605	4,766	12.7%	13.1%	15.3%	15.5%
% of FP17s for the same patient ID Re-attending between 3 & 9 months - Children	440	1,469	30.0%	61.8%	61.1%	58.8%
% of FP17s for the same patient ID Re-attending between 3 & 9 months - Adults	1,536	4,766	32.2%	52.4%	52.3%	51.1%
% of FP17s for Band 1 Urgent Courses	430	5,833	7.4%	8.3%	9.5%	9.0%
% of FP17s Relating to Free Repair or Replacements	82	5,833	1.4%	0.7%	0.7%	0.8%
% of FP17s Relating to Continuations	121	5,833	2.1%	0.8%	0.8%	0.9%
% of Patients satisfied with the dentistry they have received	4	4	N/A	94.1%	93.6%	93.3%
% of Patients satisfied with the time they had to wait for an appointment	3	4	N/A	88.8%	88.8%	88.9%

\* This is based on patients treated on this contract for their most recent course of treatment. Figures in italics indicate the base number of FP17s or Patient Questionnaire responses are less than 100. N/A is shown where the base number of responses is less than 10 during the period. % is calculated as Quantity/Base number\*100

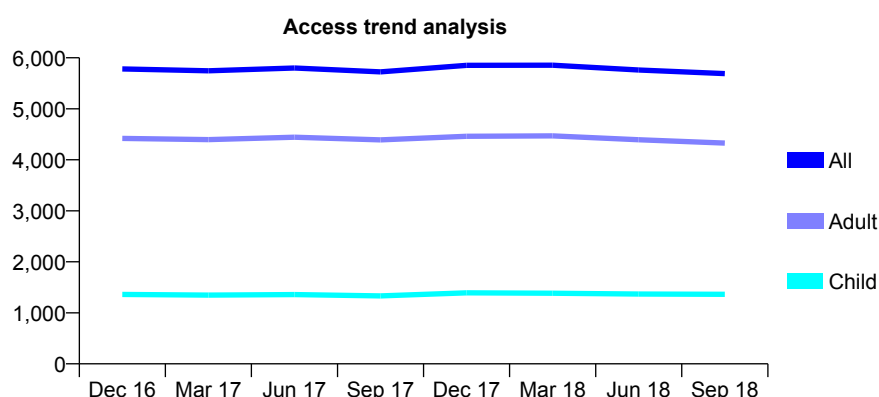
# Q64 - Vital Signs At a Glance Contract Report for 101338/0109 - September 2018

Name or company name	Whitecross Dental Care Limited
Contract type name	GDS Contract
Purpose of contract	General
Contract start date	18/01/2010
Contract end date	

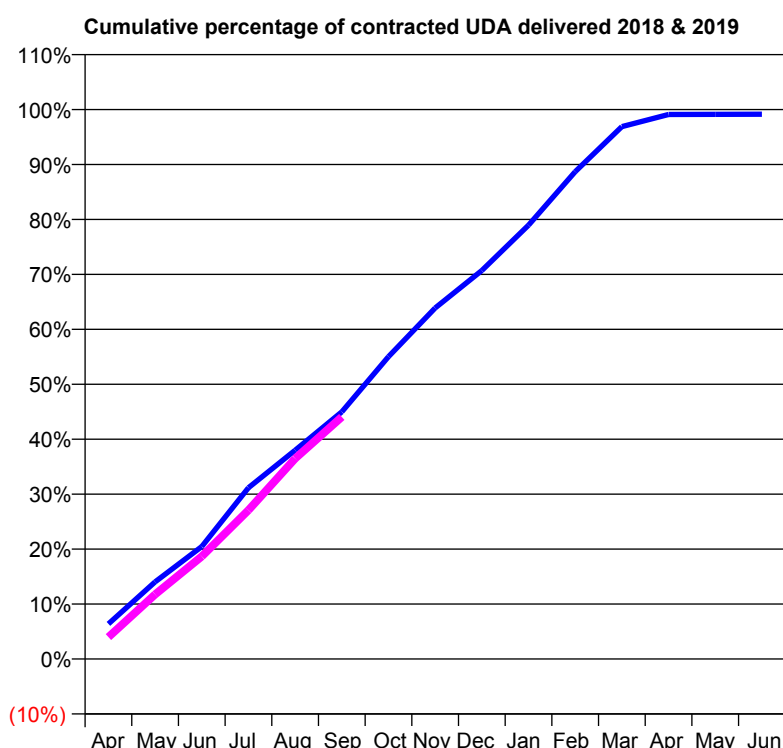
18/19 Contracted general activity (UDA)	13,023
Carry forward general activity (UDA)	112
18/19 Contracted orthodontic activity (UOA)	0
Carry forward orthodontic activity (UOA)	0
Baseline contract value	£343,221.36

## ACCESS\*

Patients seen in 24 months	Total	Change since previous quarter
Quarter ending September 2017	5,723	
Quarter ending December 2017	5,852	↑
Quarter ending March 2018	5,854	→
Quarter ending June 2018	5,762	↓
Quarter ending September 2018	5,691	↓
<b>Variance since September 2017</b>	<b>(0.6%)</b>	→



## ACTIVITY



Month	Adjusted Scheduled Activity (UDA)	
	2018	2019
April	832	519
May	1,827	1,530
June	2,665	2,432
July	4,059	3,529
August	4,948	4,753
September	5,858	5,739
October	7,165	
November	8,320	
December	9,207	
January	10,281	
February	11,549	
March	12,617	
April	12,904	
May	12,908	
June	12,911	

## QUALITY

	Quantity	Base Number	Contract	AT	Region	England
% of FP17s for the same patient ID Re-attending within 3 months - Children	61	1,136	5.4%	8.7%	11.1%	11.6%
% of FP17s for the same patient ID Re-attending within 3 months - Adults	338	2,664	12.7%	13.1%	15.3%	15.5%
% of FP17s for the same patient ID Re-attending between 3 & 9 months - Children	810	1,136	71.3%	61.8%	61.1%	58.8%
% of FP17s for the same patient ID Re-attending between 3 & 9 months - Adults	910	2,664	34.2%	52.4%	52.3%	51.1%
% of FP17s for Band 1 Urgent Courses	300	3,631	8.3%	8.3%	9.5%	9.0%
% of FP17s Relating to Free Repair or Replacements	19	3,631	0.5%	0.7%	0.7%	0.8%
% of FP17s Relating to Continuations	62	3,631	1.7%	0.8%	0.8%	0.9%
% of Patients satisfied with the dentistry they have received	10	10	100.0%	94.1%	93.6%	93.3%
% of Patients satisfied with the time they had to wait for an appointment	10	10	100.0%	88.8%	88.8%	88.9%

\* This is based on patients treated on this contract for their most recent course of treatment. Figures in italics indicate the base number of FP17s or Patient Questionnaire responses are less than 100. N/A is shown where the base number of responses is less than 10 during the period. % is calculated as Quantity/Base number\*100

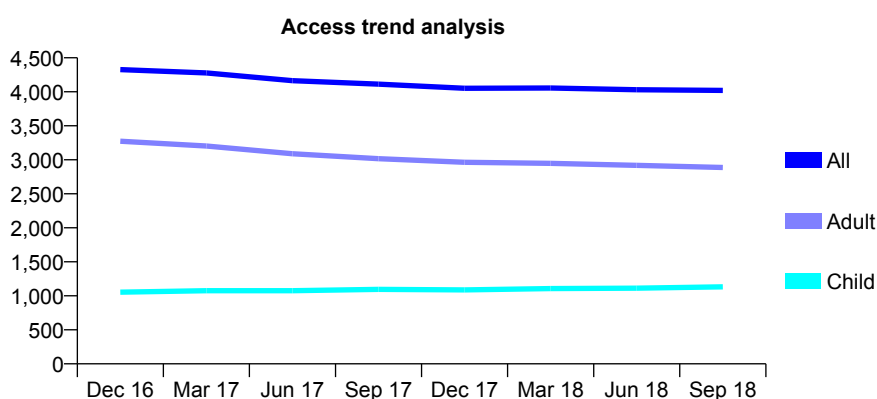
## Q64 - Vital Signs At a Glance Contract Report for 101338/0110 - September 2018

Name or company name	Whitecross Dental Care Limited
Contract type name	GDS Contract
Purpose of contract	General
Contract start date	18/01/2010
Contract end date	

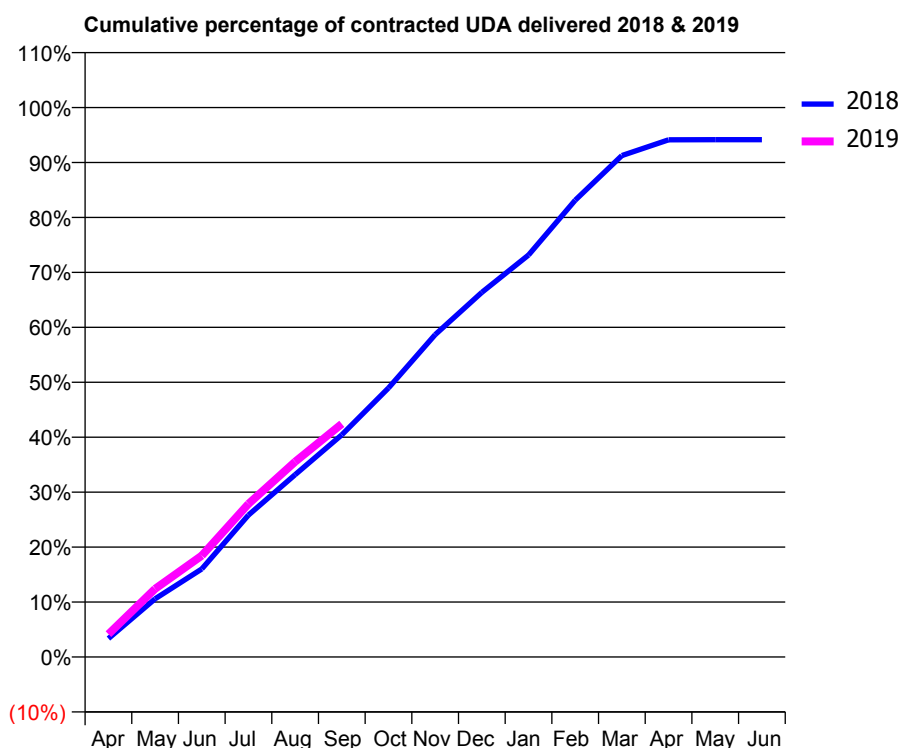
18/19 Contracted general activity (UDA)	11,079
Carry forward general activity (UDA)	0
18/19 Contracted orthodontic activity (UOA)	0
Carry forward orthodontic activity (UOA)	0
Baseline contract value	£291,978.81

### ACCESS\*

Patients seen in 24 months	Total	Change since previous quarter
Quarter ending September 2017	4,112	
Quarter ending December 2017	4,052	↓
Quarter ending March 2018	4,055	→
Quarter ending June 2018	4,030	→
Quarter ending September 2018	4,021	→
<b>Variance since September 2017</b>	<b>(2.2%)</b>	<b>↓</b>



### ACTIVITY



Adjusted Scheduled Activity (UDA)		
Month	2018	2019
April	373	461
May	1,174	1,376
June	1,776	2,045
July	2,861	3,088
August	3,676	3,938
September	4,480	4,700
October	5,425	
November	6,499	
December	7,351	
January	8,103	
February	9,210	
March	10,110	
April	10,426	
May	10,431	
June	10,431	

### QUALITY

	Quantity	Base Number	Contract	AT	Region	England
% of FP17s for the same patient ID Re-attending within 3 months - Children	34	882	3.9%	8.7%	11.1%	11.6%
% of FP17s for the same patient ID Re-attending within 3 months - Adults	158	2,118	7.5%	13.1%	15.3%	15.5%
% of FP17s for the same patient ID Re-attending between 3 & 9 months - Children	518	882	58.7%	61.8%	61.1%	58.8%
% of FP17s for the same patient ID Re-attending between 3 & 9 months - Adults	1,383	2,118	65.3%	52.4%	52.3%	51.1%
% of FP17s for Band 1 Urgent Courses	39	2,793	1.4%	8.3%	9.5%	9.0%
% of FP17s Relating to Free Repair or Replacements	7	2,793	0.3%	0.7%	0.7%	0.8%
% of FP17s Relating to Continuations	36	2,793	1.3%	0.8%	0.8%	0.9%
% of Patients satisfied with the dentistry they have received	19	20	95.0%	94.1%	93.6%	93.3%
% of Patients satisfied with the time they had to wait for an appointment	18	20	90.0%	88.8%	88.8%	88.9%

\* This is based on patients treated on this contract for their most recent course of treatment. Figures in italics indicate the base number of FP17s or Patient Questionnaire responses are less than 100. N/A is shown where the base number of responses is less than 10 during the period. % is calculated as Quantity/Base number\*100

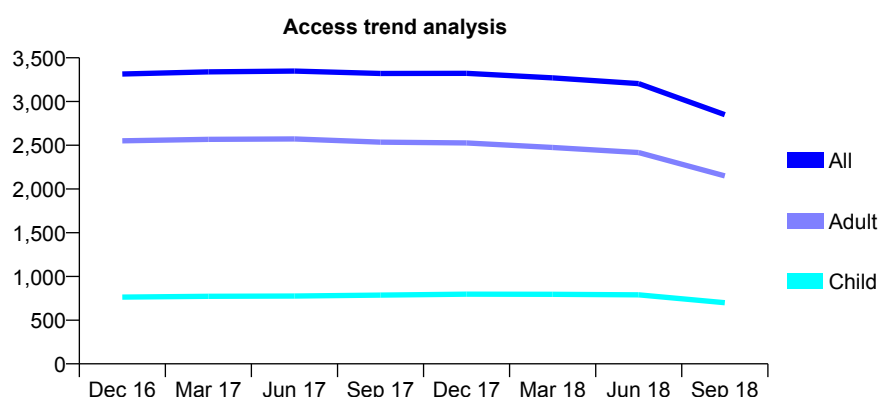
# Q64 - Vital Signs At a Glance Contract Report for 101338/0112 - September 2018

Name or company name	Whitecross Dental Care Limited
Contract type name	GDS Contract
Purpose of contract	General
Contract start date	23/02/2010
Contract end date	31/07/2018

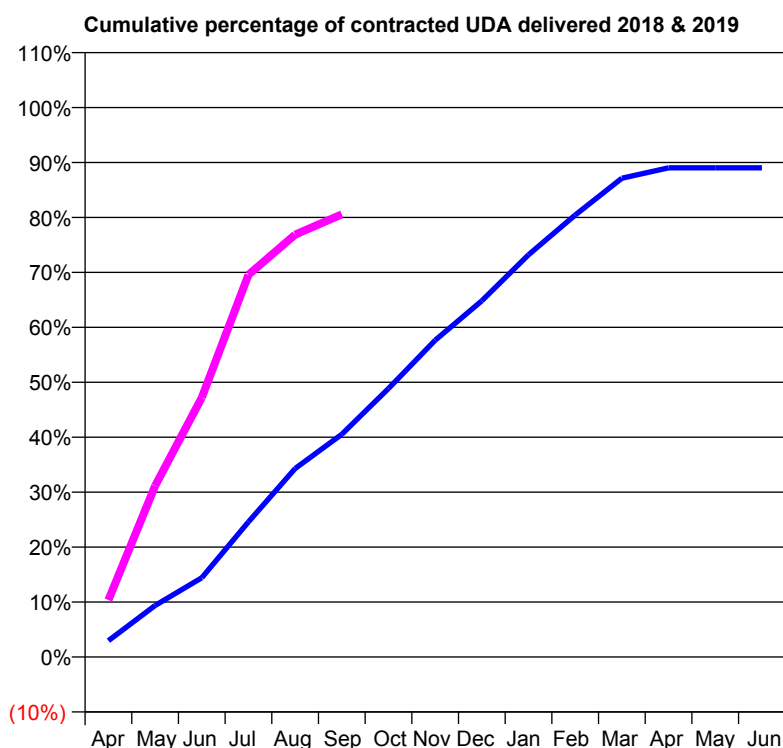
18/19 Contracted general activity (UDA)	2,667
Carry forward general activity (UDA)	0
18/19 Contracted orthodontic activity (UOA)	0
Carry forward orthodontic activity (UOA)	0
Baseline contract value	£70,289.65

## ACCESS\*

Patients seen in 24 months	Total	Change since previous quarter
Quarter ending September 2017	3,321	
Quarter ending December 2017	3,323	→
Quarter ending March 2018	3,270	↓
Quarter ending June 2018	3,205	↓
Quarter ending September 2018	2,849	↓
<b>Variance since September 2017</b>	<b>(14.2%)</b>	<b>↓</b>



## ACTIVITY



Adjusted Scheduled Activity (UDA)		
Month	2018	2019
April	238	277
May	750	831
June	1,155	1,259
July	1,968	1,855
August	2,744	2,050
September	3,244	2,148
October	3,908	
November	4,612	
December	5,187	
January	5,856	
February	6,435	
March	6,971	
April	7,121	
May	7,121	
June	7,121	

## QUALITY

	Quantity	Base Number	Contract	AT	Region	England
% of FP17s for the same patient ID Re-attending within 3 months - Children	9	369	2.4%	8.7%	11.1%	11.6%
% of FP17s for the same patient ID Re-attending within 3 months - Adults	98	1,059	9.3%	13.1%	15.3%	15.5%
% of FP17s for the same patient ID Re-attending between 3 & 9 months - Children	265	369	71.8%	61.8%	61.1%	58.8%
% of FP17s for the same patient ID Re-attending between 3 & 9 months - Adults	684	1,059	64.6%	52.4%	52.3%	51.1%
% of FP17s for Band 1 Urgent Courses	116	1,345	8.6%	8.3%	9.5%	9.0%
% of FP17s Relating to Free Repair or Replacements	0	1,345	0.0%	0.7%	0.7%	0.8%
% of FP17s Relating to Continuations	8	1,345	0.6%	0.8%	0.8%	0.9%
% of Patients satisfied with the dentistry they have received	2	2	N/A	94.1%	93.6%	93.3%
% of Patients satisfied with the time they had to wait for an appointment	2	2	N/A	88.8%	88.8%	88.9%

\* This is based on patients treated on this contract for their most recent course of treatment. Figures in italics indicate the base number of FP17s or Patient Questionnaire responses are less than 100. N/A is shown where the base number of responses is less than 10 during the period. % is calculated as Quantity/Base number\*100

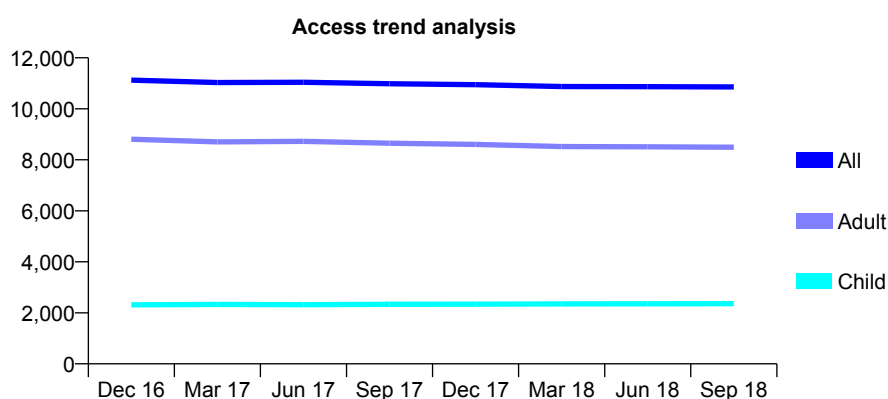
## Q64 - Vital Signs At a Glance Contract Report for 101370/0075 - September 2018

Name or company name	Petrie Tucker & Partners Ltd
Contract type name	GDS Contract
Purpose of contract	General
Contract start date	01/04/2007
Contract end date	

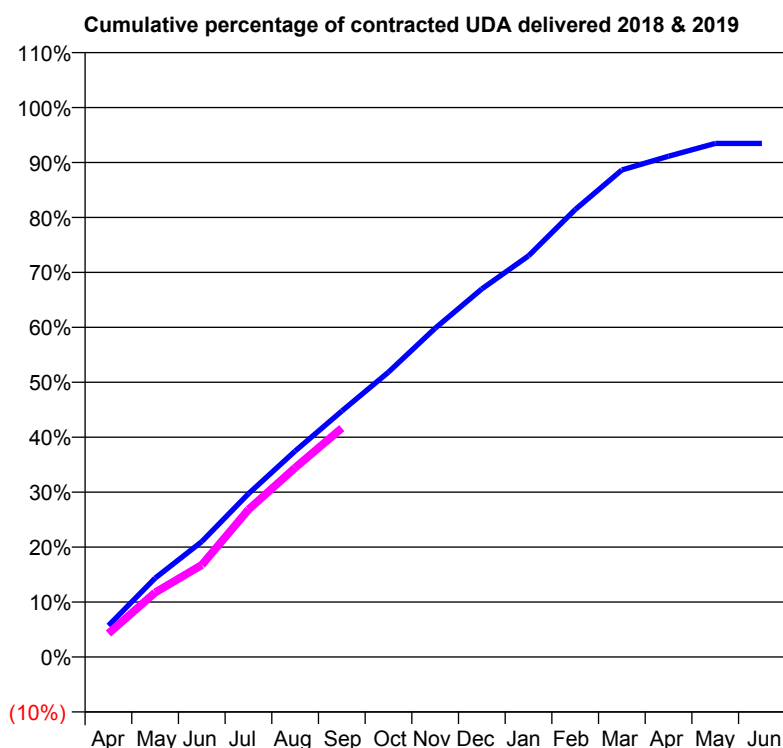
18/19 Contracted general activity (UDA)	32,500
Carry forward general activity (UDA)	0
18/19 Contracted orthodontic activity (UOA)	0
Carry forward orthodontic activity (UOA)	0
Baseline contract value	£692,776.19

### ACCESS\*

Patients seen in 24 months	Total	Change since previous quarter
Quarter ending September 2017	10,984	
Quarter ending December 2017	10,945	→
Quarter ending March 2018	10,873	→
Quarter ending June 2018	10,866	→
Quarter ending September 2018	10,855	→
<b>Variance since September 2017</b>	<b>(1.2%)</b>	<b>↓</b>



### ACTIVITY



Adjusted Scheduled Activity (UDA)		
Month	2018	2019
April	1,855	1,393
May	4,663	3,810
June	6,822	5,446
July	9,660	8,718
August	12,178	11,195
September	14,544	13,537
October	16,851	
November	19,444	
December	21,772	
January	23,724	
February	26,465	
March	28,808	
April	29,618	
May	30,374	
June	30,375	

### QUALITY

	Quantity	Base Number	Contract	AT	Region	England
% of FP17s for the same patient ID Re-attending within 3 months - Children	43	1,784	2.4%	8.7%	11.1%	11.6%
% of FP17s for the same patient ID Re-attending within 3 months - Adults	366	5,615	6.5%	13.1%	15.3%	15.5%
% of FP17s for the same patient ID Re-attending between 3 & 9 months - Children	1,057	1,784	59.2%	61.8%	61.1%	58.8%
% of FP17s for the same patient ID Re-attending between 3 & 9 months - Adults	2,632	5,615	46.9%	52.4%	52.3%	51.1%
% of FP17s for Band 1 Urgent Courses	106	6,986	1.5%	8.3%	9.5%	9.0%
% of FP17s Relating to Free Repair or Replacements	8	6,986	0.1%	0.7%	0.7%	0.8%
% of FP17s Relating to Continuations	80	6,986	1.1%	0.8%	0.8%	0.9%
% of Patients satisfied with the dentistry they have received	20	21	95.2%	94.1%	93.6%	93.3%
% of Patients satisfied with the time they had to wait for an appointment	17	21	81.0%	88.8%	88.8%	88.9%

\* This is based on patients treated on this contract for their most recent course of treatment. Figures in italics indicate the base number of FP17s or Patient Questionnaire responses are less than 100. N/A is shown where the base number of responses is less than 10 during the period. % is calculated as Quantity/Base number\*100



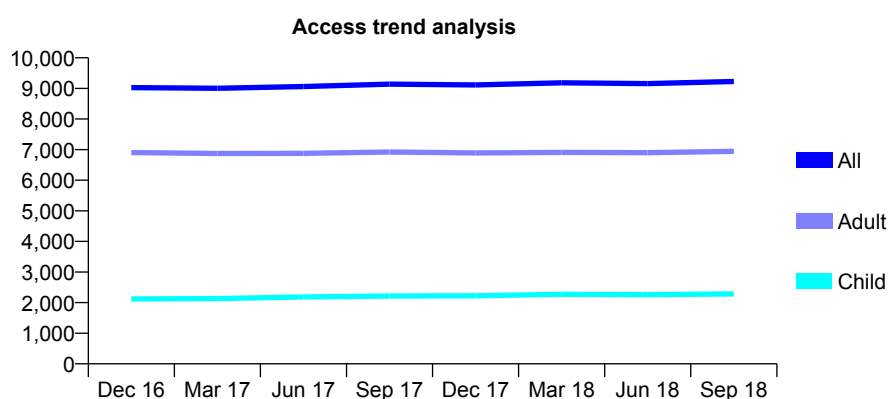
## Q64 - Vital Signs At a Glance Contract Report for 101435/0034 - September 2018

Name or company name	IDH Limited
Contract type name	GDS Contract
Purpose of contract	General
Contract start date	01/04/2006
Contract end date	

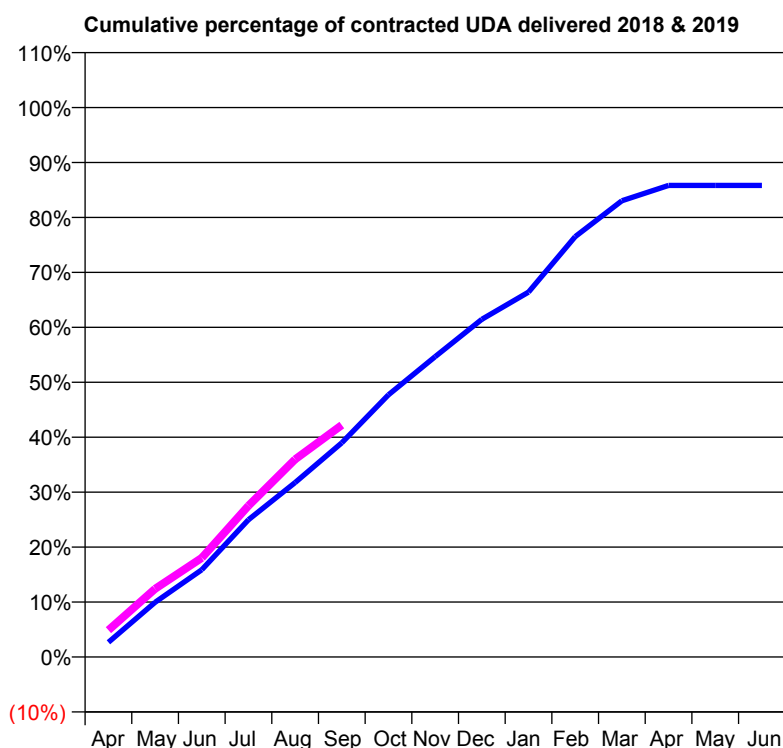
18/19 Contracted general activity (UDA)	27,180
Carry forward general activity (UDA)	0
18/19 Contracted orthodontic activity (UOA)	0
Carry forward orthodontic activity (UOA)	0
Baseline contract value	£627,533.14

### ACCESS\*

Patients seen in 24 months	Total	Change since previous quarter
Quarter ending September 2017	9,139	
Quarter ending December 2017	9,112	→
Quarter ending March 2018	9,184	→
Quarter ending June 2018	9,157	→
Quarter ending September 2018	9,227	→
<b>Variance since September 2017</b>	<b>1.0%</b>	<b>→</b>



### ACTIVITY



Adjusted Scheduled Activity (UDA)		
Month	2018	2019
April	726	1,330
May	2,708	3,376
June	4,318	4,904
July	6,791	7,485
August	8,628	9,781
September	10,593	11,476
October	12,968	
November	14,857	
December	16,704	
January	18,047	
February	20,795	
March	22,568	
April	23,326	
May	23,327	
June	23,325	

### QUALITY

	Quantity	Base Number	Contract	AT	Region	England
% of FP17s for the same patient ID Re-attending within 3 months - Children	72	1,457	4.9%	8.7%	11.1%	11.6%
% of FP17s for the same patient ID Re-attending within 3 months - Adults	327	3,911	8.4%	13.1%	15.3%	15.5%
% of FP17s for the same patient ID Re-attending between 3 & 9 months - Children	773	1,457	53.1%	61.8%	61.1%	58.8%
% of FP17s for the same patient ID Re-attending between 3 & 9 months - Adults	1,823	3,911	46.6%	52.4%	52.3%	51.1%
% of FP17s for Band 1 Urgent Courses	220	5,048	4.4%	8.3%	9.5%	9.0%
% of FP17s Relating to Free Repair or Replacements	13	5,048	0.3%	0.7%	0.7%	0.8%
% of FP17s Relating to Continuations	61	5,048	1.2%	0.8%	0.8%	0.9%
% of Patients satisfied with the dentistry they have received	14	15	93.3%	94.1%	93.6%	93.3%
% of Patients satisfied with the time they had to wait for an appointment	14	15	93.3%	88.8%	88.8%	88.9%

\* This is based on patients treated on this contract for their most recent course of treatment. Figures in italics indicate the base number of FP17s or Patient Questionnaire responses are less than 100. N/A is shown where the base number of responses is less than 10 during the period. % is calculated as Quantity/Base number\*100



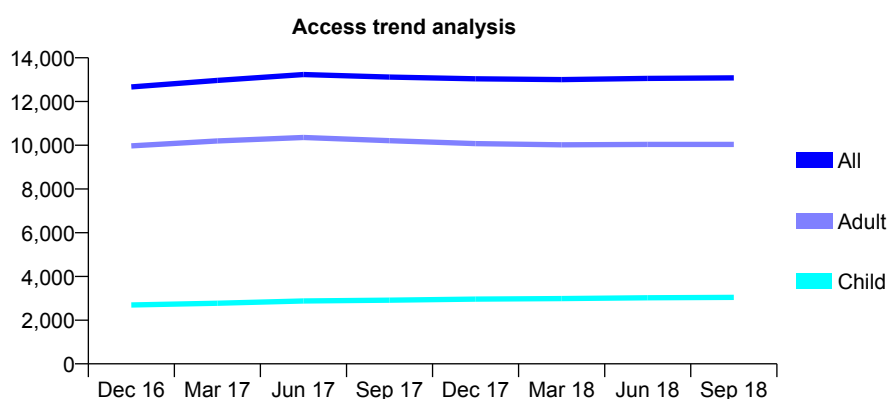
## Q64 - Vital Signs At a Glance Contract Report for 101435/0068 - September 2018

Name or company name	IDH Limited
Contract type name	GDS Contract
Purpose of contract	General
Contract start date	20/08/2007
Contract end date	

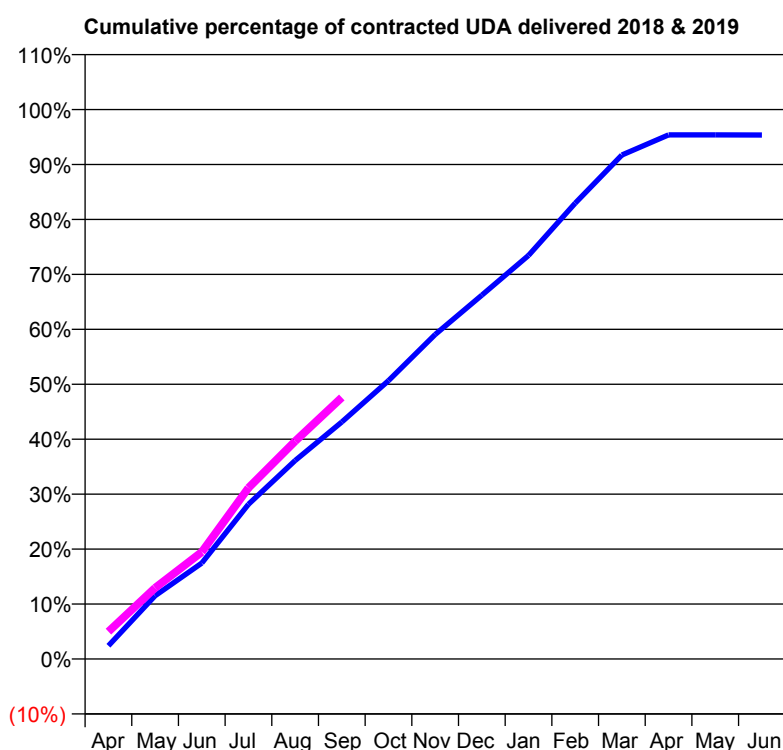
18/19 Contracted general activity (UDA)	32,000
Carry forward general activity (UDA)	0
18/19 Contracted orthodontic activity (UOA)	0
Carry forward orthodontic activity (UOA)	0
Baseline contract value	£641,669.42

### ACCESS\*

Patients seen in 24 months	Total	Change since previous quarter
Quarter ending September 2017	13,116	
Quarter ending December 2017	13,037	→
Quarter ending March 2018	13,004	→
Quarter ending June 2018	13,058	→
Quarter ending September 2018	13,080	→
<b>Variance since September 2017</b>	<b>(0.3%)</b>	→



### ACTIVITY



Adjusted Scheduled Activity (UDA)		
Month	2018	2019
April	769	1,592
May	3,681	4,143
June	5,585	6,234
July	9,014	9,970
August	11,562	12,682
September	13,805	15,230
October	16,213	
November	18,895	
December	21,184	
January	23,503	
February	26,544	
March	29,350	
April	30,524	
May	30,524	
June	30,512	

### QUALITY

	Quantity	Base Number	Contract	AT	Region	England
% of FP17s for the same patient ID Re-attending within 3 months - Children	129	1,948	6.6%	8.7%	11.1%	11.6%
% of FP17s for the same patient ID Re-attending within 3 months - Adults	648	5,607	11.6%	13.1%	15.3%	15.5%
% of FP17s for the same patient ID Re-attending between 3 & 9 months - Children	916	1,948	47.0%	61.8%	61.1%	58.8%
% of FP17s for the same patient ID Re-attending between 3 & 9 months - Adults	2,287	5,607	40.8%	52.4%	52.3%	51.1%
% of FP17s for Band 1 Urgent Courses	652	7,083	9.2%	8.3%	9.5%	9.0%
% of FP17s Relating to Free Repair or Replacements	44	7,083	0.6%	0.7%	0.7%	0.8%
% of FP17s Relating to Continuations	97	7,083	1.4%	0.8%	0.8%	0.9%
% of Patients satisfied with the dentistry they have received	13	14	92.9%	94.1%	93.6%	93.3%
% of Patients satisfied with the time they had to wait for an appointment	14	14	100.0%	88.8%	88.8%	88.9%

\* This is based on patients treated on this contract for their most recent course of treatment. Figures in italics indicate the base number of FP17s or Patient Questionnaire responses are less than 100. N/A is shown where the base number of responses is less than 10 during the period. % is calculated as Quantity/Base number\*100

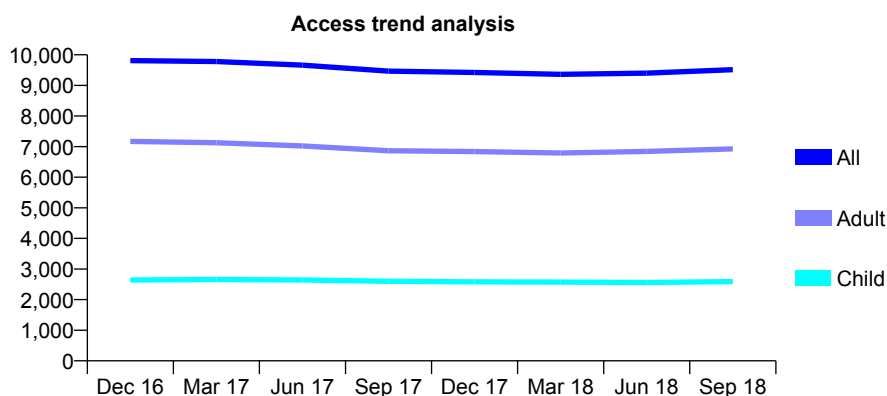
## Q64 - Vital Signs At a Glance Contract Report for 101435/0145 - September 2018

Name or company name	IDH Limited
Contract type name	GDS Contract
Purpose of contract	General
Contract start date	01/08/2014
Contract end date	

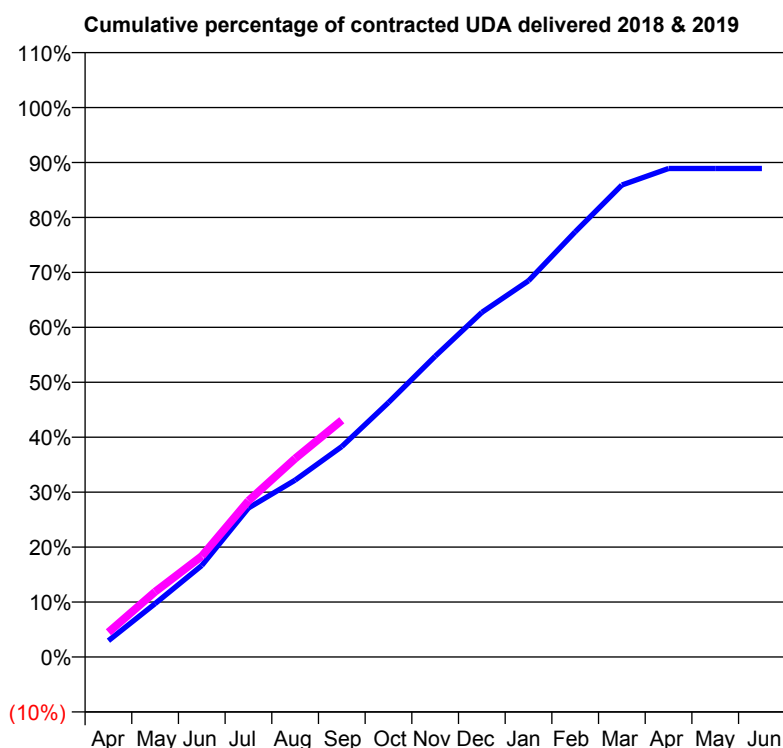
18/19 Contracted general activity (UDA)	27,780
Carry forward general activity (UDA)	0
18/19 Contracted orthodontic activity (UOA)	0
Carry forward orthodontic activity (UOA)	0
Baseline contract value	£773,153.53

### ACCESS\*

Patients seen in 24 months	Total	Change since previous quarter
Quarter ending September 2017	9,467	
Quarter ending December 2017	9,423	→
Quarter ending March 2018	9,363	→
Quarter ending June 2018	9,402	→
Quarter ending September 2018	9,516	→
<b>Variance since September 2017</b>	<b>0.5%</b>	<b>→</b>



### ACTIVITY



Adjusted Scheduled Activity (UDA)		
Month	2018	2019
April	825	1,252
May	2,702	3,300
June	4,625	5,101
July	7,537	7,898
August	8,943	10,038
September	10,641	11,968
October	12,869	
November	15,205	
December	17,424	
January	19,019	
February	21,492	
March	23,861	
April	24,695	
May	24,699	
June	24,699	

### QUALITY

	Quantity	Base Number	Contract	AT	Region	England
% of FP17s for the same patient ID Re-attending within 3 months - Children	83	1,787	4.6%	8.7%	11.1%	11.6%
% of FP17s for the same patient ID Re-attending within 3 months - Adults	444	4,483	9.9%	13.1%	15.3%	15.5%
% of FP17s for the same patient ID Re-attending between 3 & 9 months - Children	1,058	1,787	59.2%	61.8%	61.1%	58.8%
% of FP17s for the same patient ID Re-attending between 3 & 9 months - Adults	2,275	4,483	50.7%	52.4%	52.3%	51.1%
% of FP17s for Band 1 Urgent Courses	310	5,902	5.3%	8.3%	9.5%	9.0%
% of FP17s Relating to Free Repair or Replacements	21	5,902	0.4%	0.7%	0.7%	0.8%
% of FP17s Relating to Continuations	77	5,902	1.3%	0.8%	0.8%	0.9%
% of Patients satisfied with the dentistry they have received	4	4	N/A	94.1%	93.6%	93.3%
% of Patients satisfied with the time they had to wait for an appointment	4	4	N/A	88.8%	88.8%	88.9%

\* This is based on patients treated on this contract for their most recent course of treatment. Figures in italics indicate the base number of FP17s or Patient Questionnaire responses are less than 100. N/A is shown where the base number of responses is less than 10 during the period. % is calculated as Quantity/Base number\*100

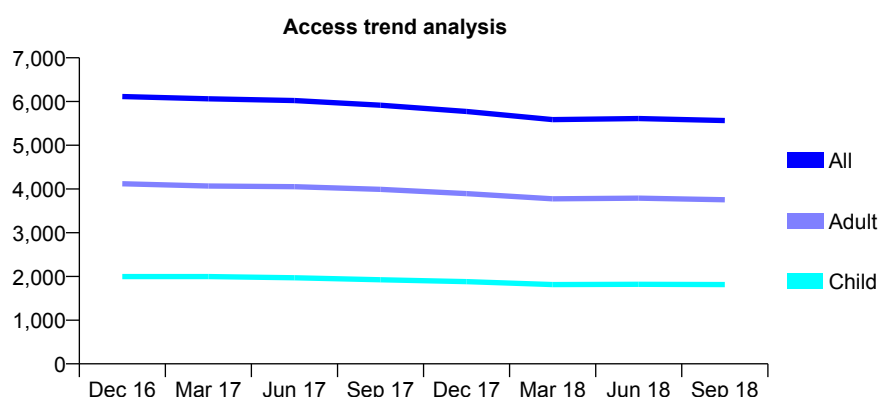
# Q64 - Vital Signs At a Glance Contract Report for 101958/0001 - September 2018

Name or company name	Priory Road Dental Practice
Contract type name	GDS Contract
Purpose of contract	General
Contract start date	01/08/2010
Contract end date	

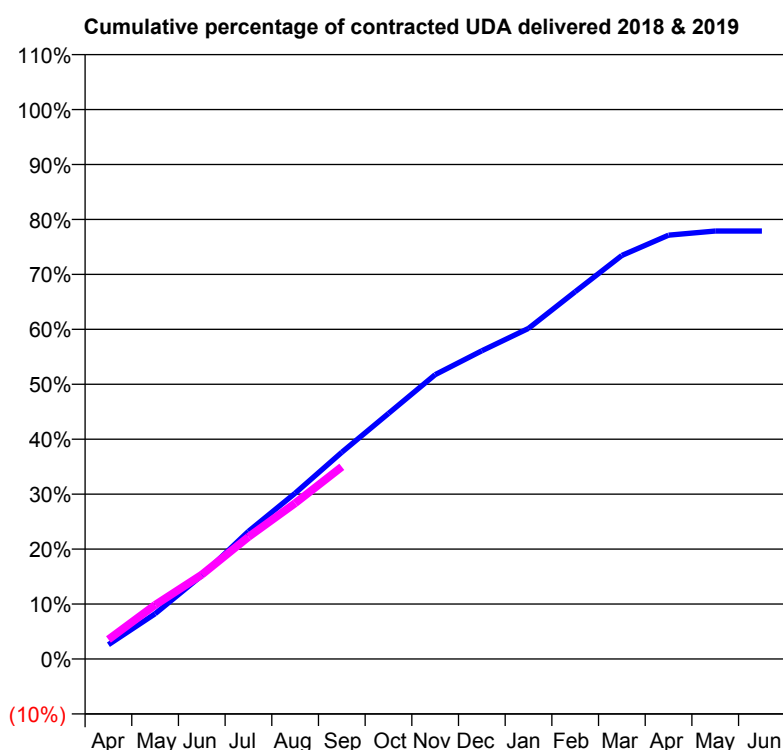
18/19 Contracted general activity (UDA)	22,667
Carry forward general activity (UDA)	0
18/19 Contracted orthodontic activity (UOA)	0
Carry forward orthodontic activity (UOA)	0
Baseline contract value	£627,869.37

## ACCESS\*

Patients seen in 24 months	Total	Change since previous quarter
Quarter ending September 2017	5,915	
Quarter ending December 2017	5,773	↓
Quarter ending March 2018	5,585	↓
Quarter ending June 2018	5,610	→
Quarter ending September 2018	5,566	→
<b>Variance since September 2017</b>	<b>(5.9%)</b>	<b>↓</b>



## ACTIVITY



Adjusted Scheduled Activity (UDA)		
Month	2018	2019
April	590	803
May	1,870	2,228
June	3,448	3,481
July	5,266	5,034
August	6,841	6,426
September	8,528	7,930
October	10,132	
November	11,732	
December	12,717	
January	13,641	
February	15,149	
March	16,650	
April	17,485	
May	17,653	
June	17,653	

## QUALITY

	Quantity	Base Number	Contract	AT	Region	England
% of FP17s for the same patient ID Re-attending within 3 months - Children	111	1,630	6.8%	8.7%	11.1%	11.6%
% of FP17s for the same patient ID Re-attending within 3 months - Adults	312	3,031	10.3%	13.1%	15.3%	15.5%
% of FP17s for the same patient ID Re-attending between 3 & 9 months - Children	1,112	1,630	68.2%	61.8%	61.1%	58.8%
% of FP17s for the same patient ID Re-attending between 3 & 9 months - Adults	1,906	3,031	62.9%	52.4%	52.3%	51.1%
% of FP17s for Band 1 Urgent Courses	141	4,190	3.4%	8.3%	9.5%	9.0%
% of FP17s Relating to Free Repair or Replacements	21	4,190	0.5%	0.7%	0.7%	0.8%
% of FP17s Relating to Continuations	18	4,190	0.4%	0.8%	0.8%	0.9%
% of Patients satisfied with the dentistry they have received	7	9	N/A	94.1%	93.6%	93.3%
% of Patients satisfied with the time they had to wait for an appointment	8	9	N/A	88.8%	88.8%	88.9%

\* This is based on patients treated on this contract for their most recent course of treatment. Figures in italics indicate the base number of FP17s or Patient Questionnaire responses are less than 100. N/A is shown where the base number of responses is less than 10 during the period. % is calculated as Quantity/Base number\*100

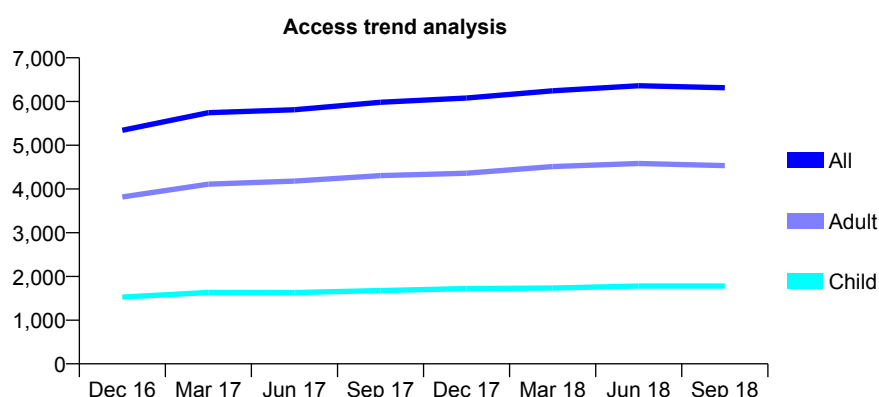
# Q64 - Vital Signs At a Glance Contract Report for 105783/0001 - September 2018

Name or company name	Fisherton House Partnership
Contract type name	GDS Contract
Purpose of contract	General
Contract start date	01/04/2015
Contract end date	

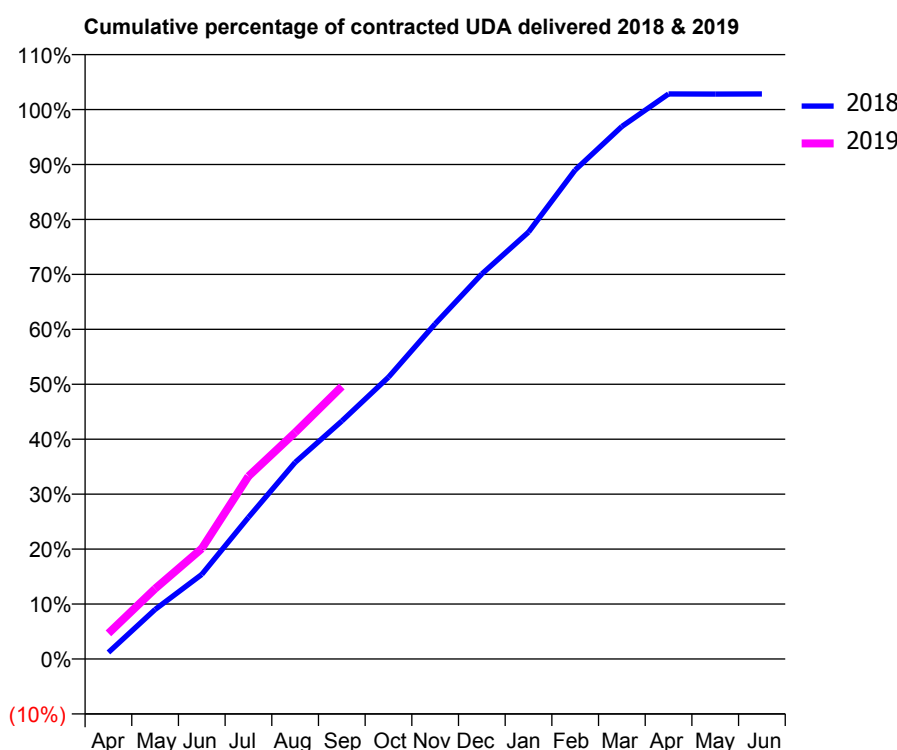
18/19 Contracted general activity (UDA)	15,102
Carry forward general activity (UDA)	0
18/19 Contracted orthodontic activity (UOA)	0
Carry forward orthodontic activity (UOA)	0
Baseline contract value	£382,242.22

## ACCESS\*

Patients seen in 24 months	Total	Change since previous quarter
Quarter ending September 2017	5,983	
Quarter ending December 2017	6,080	→
Quarter ending March 2018	6,246	↑
Quarter ending June 2018	6,362	→
Quarter ending September 2018	6,314	→
<b>Variance since September 2017</b>	<b>5.5%</b>	<b>↑</b>



## ACTIVITY



Adjusted Scheduled Activity (UDA)		
Month	2018	2019
April	182	707
May	1,363	1,934
June	2,325	3,038
July	3,895	5,024
August	5,404	6,224
September	6,540	7,489
October	7,745	
November	9,211	
December	10,582	
January	11,732	
February	13,441	
March	14,636	
April	15,528	
May	15,526	
June	15,530	

## QUALITY

	Quantity	Base Number	Contract	AT	Region	England
% of FP17s for the same patient ID Re-attending within 3 months - Children	91	1,380	6.6%	8.7%	11.1%	11.6%
% of FP17s for the same patient ID Re-attending within 3 months - Adults	314	3,082	10.2%	13.1%	15.3%	15.5%
% of FP17s for the same patient ID Re-attending between 3 & 9 months - Children	879	1,380	63.7%	61.8%	61.1%	58.8%
% of FP17s for the same patient ID Re-attending between 3 & 9 months - Adults	1,872	3,082	60.7%	52.4%	52.3%	51.1%
% of FP17s for Band 1 Urgent Courses	137	4,040	3.4%	8.3%	9.5%	9.0%
% of FP17s Relating to Free Repair or Replacements	44	4,040	1.1%	0.7%	0.7%	0.8%
% of FP17s Relating to Continuations	15	4,040	0.4%	0.8%	0.8%	0.9%
% of Patients satisfied with the dentistry they have received	5	5	N/A	94.1%	93.6%	93.3%
% of Patients satisfied with the time they had to wait for an appointment	5	5	N/A	88.8%	88.8%	88.9%

\* This is based on patients treated on this contract for their most recent course of treatment. Figures in italics indicate the base number of FP17s or Patient Questionnaire responses are less than 100. N/A is shown where the base number of responses is less than 10 during the period. % is calculated as Quantity/Base number\*100

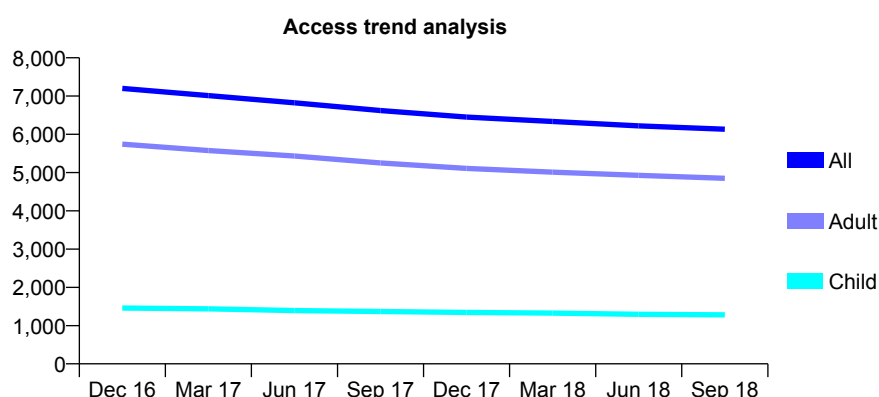
# Q64 - Vital Signs At a Glance Contract Report for 107115/0001 - September 2018

Name or company name	IDH 324 & 325 Ltd
Contract type name	GDS Contract
Purpose of contract	General
Contract start date	01/10/2008
Contract end date	

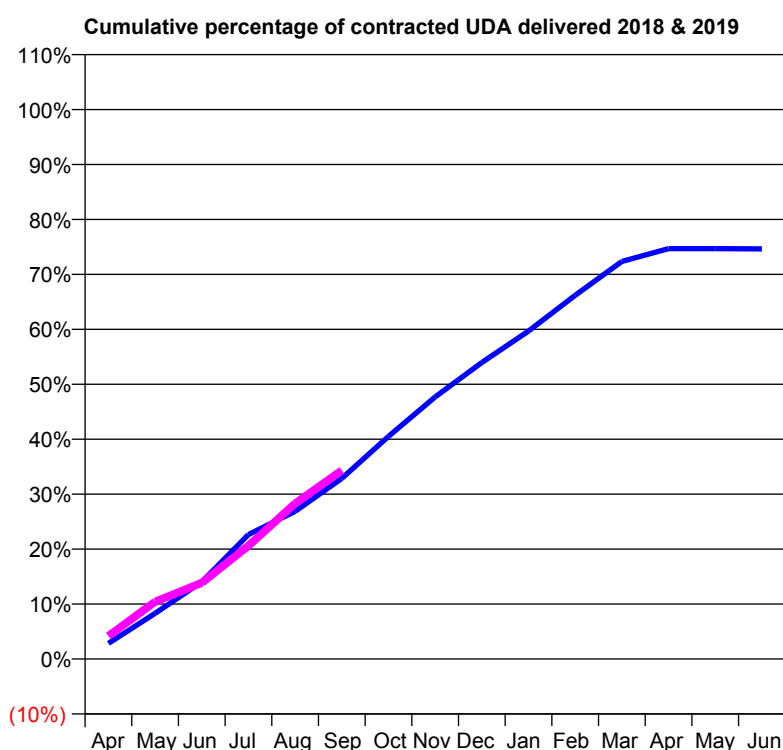
18/19 Contracted general activity (UDA)	21,000
Carry forward general activity (UDA)	0
18/19 Contracted orthodontic activity (UOA)	0
Carry forward orthodontic activity (UOA)	0
Baseline contract value	£595,871.79

## ACCESS\*

Patients seen in 24 months	Total	Change since previous quarter
Quarter ending September 2017	6,620	
Quarter ending December 2017	6,452	↓
Quarter ending March 2018	6,336	↓
Quarter ending June 2018	6,220	↓
Quarter ending September 2018	6,132	↓
<b>Variance since September 2017</b>	<b>(7.4%)</b>	<b>↓</b>



## ACTIVITY



Adjusted Scheduled Activity (UDA)		
Month	2018	2019
April	635	881
May	1,845	2,190
June	3,121	2,911
July	5,034	4,332
August	5,976	5,944
September	7,308	7,211
October	9,003	
November	10,601	
December	11,991	
January	13,265	
February	14,709	
March	16,080	
April	16,597	
May	16,598	
June	16,586	

## QUALITY

	Quantity	Base Number	Contract	AT	Region	England
% of FP17s for the same patient ID Re-attending within 3 months - Children	58	993	5.8%	8.7%	11.1%	11.6%
% of FP17s for the same patient ID Re-attending within 3 months - Adults	446	3,488	12.8%	13.1%	15.3%	15.5%
% of FP17s for the same patient ID Re-attending between 3 & 9 months - Children	645	993	65.0%	61.8%	61.1%	58.8%
% of FP17s for the same patient ID Re-attending between 3 & 9 months - Adults	2,168	3,488	62.2%	52.4%	52.3%	51.1%
% of FP17s for Band 1 Urgent Courses	359	4,152	8.6%	8.3%	9.5%	9.0%
% of FP17s Relating to Free Repair or Replacements	27	4,152	0.7%	0.7%	0.7%	0.8%
% of FP17s Relating to Continuations	39	4,152	0.9%	0.8%	0.8%	0.9%
% of Patients satisfied with the dentistry they have received	8	8	N/A	94.1%	93.6%	93.3%
% of Patients satisfied with the time they had to wait for an appointment	6	8	N/A	88.8%	88.8%	88.9%

\* This is based on patients treated on this contract for their most recent course of treatment. Figures in italics indicate the base number of FP17s or Patient Questionnaire responses are less than 100. N/A is shown where the base number of responses is less than 10 during the period. % is calculated as Quantity/Base number\*100

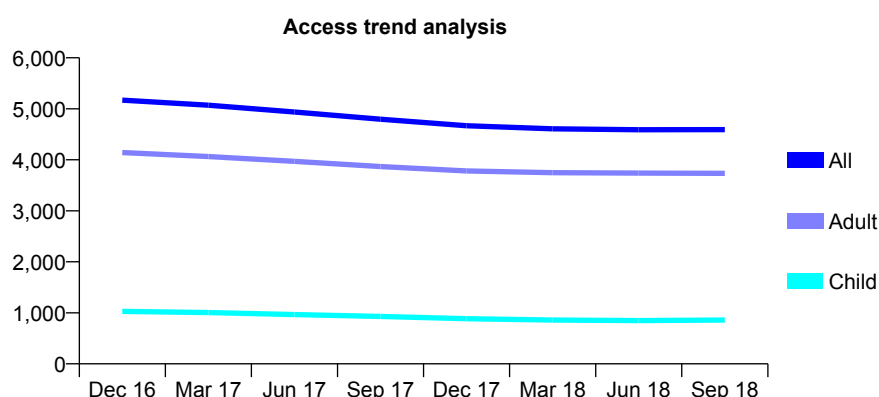
# Q64 - Vital Signs At a Glance Contract Report for 107115/0002 - September 2018

Name or company name	IDH 324 & 325 Ltd
Contract type name	GDS Contract
Purpose of contract	General
Contract start date	01/10/2008
Contract end date	

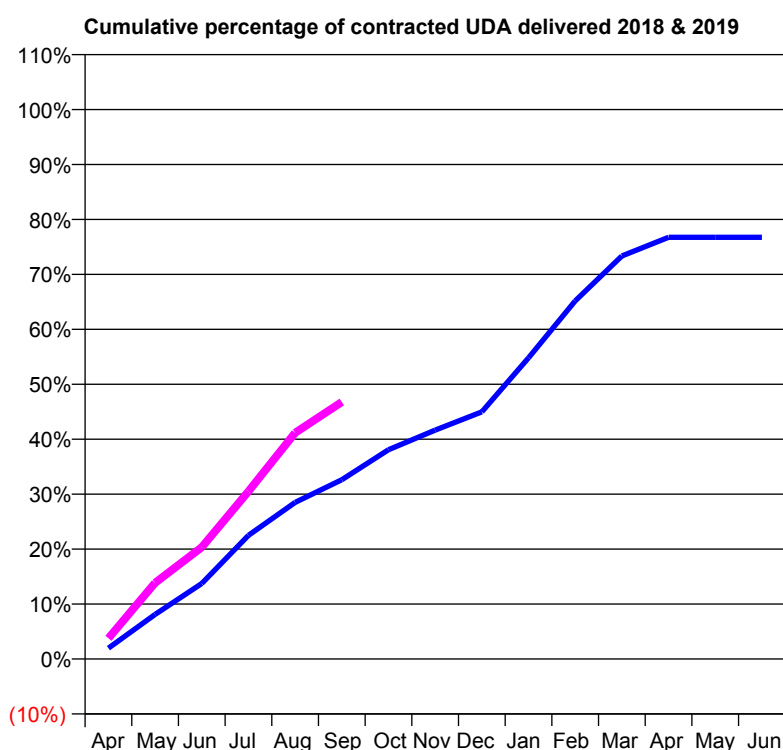
18/19 Contracted general activity (UDA)	13,700
Carry forward general activity (UDA)	0
18/19 Contracted orthodontic activity (UOA)	0
Carry forward orthodontic activity (UOA)	0
Baseline contract value	£355,972.21

## ACCESS\*

Patients seen in 24 months	Total	Change since previous quarter
Quarter ending September 2017	4,797	
Quarter ending December 2017	4,669	↓
Quarter ending March 2018	4,607	↓
Quarter ending June 2018	4,589	→
Quarter ending September 2018	4,593	→
<b>Variance since September 2017</b>	<b>(4.3%)</b>	<b>↓</b>



## ACTIVITY



Adjusted Scheduled Activity (UDA)		
Month	2018	2019
April	295	517
May	1,218	1,900
June	2,062	2,786
July	3,375	4,182
August	4,274	5,639
September	4,894	6,408
October	5,713	
November	6,248	
December	6,748	
January	8,220	
February	9,774	
March	11,001	
April	11,511	
May	11,512	
June	11,512	

## QUALITY

	Quantity	Base Number	Contract	AT	Region	England
% of FP17s for the same patient ID Re-attending within 3 months - Children	33	638	5.2%	8.7%	11.1%	11.6%
% of FP17s for the same patient ID Re-attending within 3 months - Adults	349	2,798	12.5%	13.1%	15.3%	15.5%
% of FP17s for the same patient ID Re-attending between 3 & 9 months - Children	368	638	57.7%	61.8%	61.1%	58.8%
% of FP17s for the same patient ID Re-attending between 3 & 9 months - Adults	1,402	2,798	50.1%	52.4%	52.3%	51.1%
% of FP17s for Band 1 Urgent Courses	182	3,195	5.7%	8.3%	9.5%	9.0%
% of FP17s Relating to Free Repair or Replacements	26	3,195	0.8%	0.7%	0.7%	0.8%
% of FP17s Relating to Continuations	78	3,195	2.4%	0.8%	0.8%	0.9%
% of Patients satisfied with the dentistry they have received	8	9	N/A	94.1%	93.6%	93.3%
% of Patients satisfied with the time they had to wait for an appointment	6	9	N/A	88.8%	88.8%	88.9%

\* This is based on patients treated on this contract for their most recent course of treatment. Figures in italics indicate the base number of FP17s or Patient Questionnaire responses are less than 100. N/A is shown where the base number of responses is less than 10 during the period. % is calculated as Quantity/Base number\*100

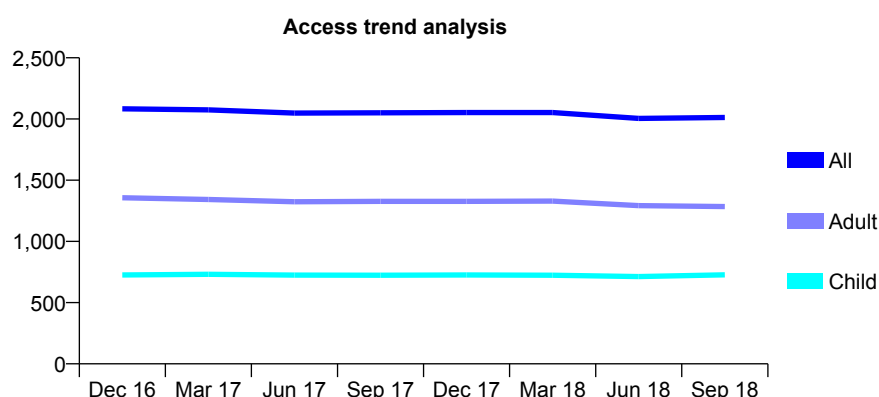
# Q64 - Vital Signs At a Glance Contract Report for 108448/0001 - September 2018

Name or company name	Lyndhurst Dental Practice
Contract type name	GDS Contract
Purpose of contract	General
Contract start date	01/04/2006
Contract end date	

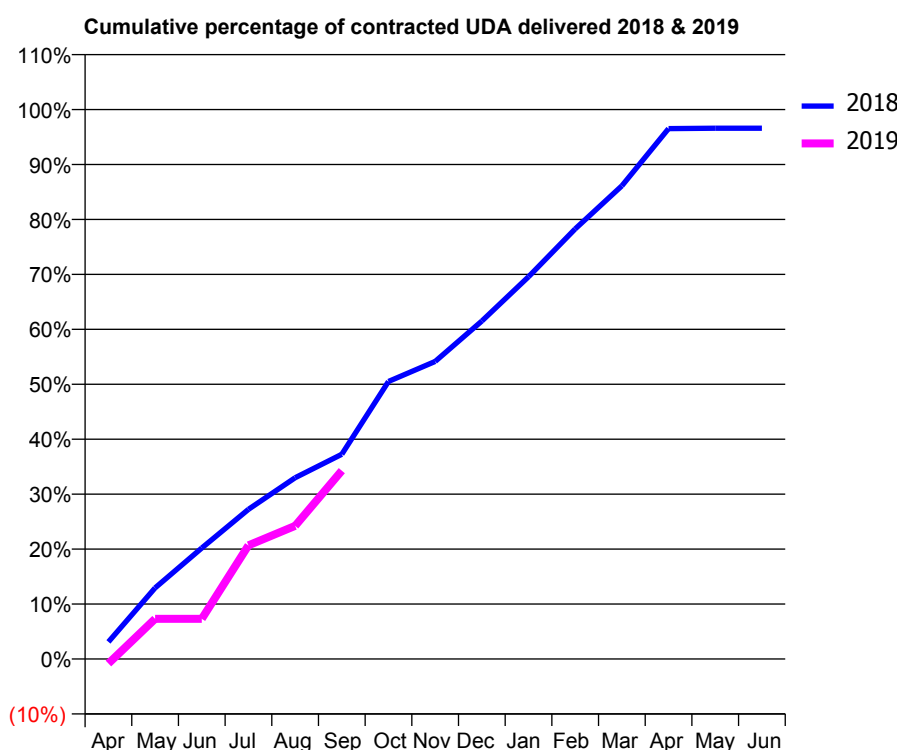
18/19 Contracted general activity (UDA)	4,400
Carry forward general activity (UDA)	150
18/19 Contracted orthodontic activity (UOA)	0
Carry forward orthodontic activity (UOA)	0
Baseline contract value	£94,234.59

## ACCESS\*

Patients seen in 24 months	Total	Change since previous quarter
Quarter ending September 2017	2,051	
Quarter ending December 2017	2,053	→
Quarter ending March 2018	2,053	→
Quarter ending June 2018	2,005	↓
Quarter ending September 2018	2,012	→
<b>Variance since September 2017</b>	<b>(1.9%)</b>	<b>↓</b>



## ACTIVITY



Adjusted Scheduled Activity (UDA)		
Month	2018	2019
April	137	-37
May	570	322
June	889	322
July	1,199	910
August	1,451	1,066
September	1,639	1,508
October	2,222	
November	2,382	
December	2,706	
January	3,061	
February	3,444	
March	3,789	
April	4,247	
May	4,250	
June	4,250	

## QUALITY

	Quantity	Base Number	Contract	AT	Region	England
% of FP17s for the same patient ID Re-attending within 3 months - Children	21	590	3.6%	8.7%	11.1%	11.6%
% of FP17s for the same patient ID Re-attending within 3 months - Adults	61	887	6.9%	13.1%	15.3%	15.5%
% of FP17s for the same patient ID Re-attending between 3 & 9 months - Children	389	590	65.9%	61.8%	61.1%	58.8%
% of FP17s for the same patient ID Re-attending between 3 & 9 months - Adults	583	887	65.7%	52.4%	52.3%	51.1%
% of FP17s for Band 1 Urgent Courses	57	1,226	4.6%	8.3%	9.5%	9.0%
% of FP17s Relating to Free Repair or Replacements	0	1,226	0.0%	0.7%	0.7%	0.8%
% of FP17s Relating to Continuations	0	1,226	0.0%	0.8%	0.8%	0.9%
% of Patients satisfied with the dentistry they have received	0	0	N/A	94.1%	93.6%	93.3%
% of Patients satisfied with the time they had to wait for an appointment	0	0	N/A	88.8%	88.8%	88.9%

\* This is based on patients treated on this contract for their most recent course of treatment. Figures in italics indicate the base number of FP17s or Patient Questionnaire responses are less than 100. N/A is shown where the base number of responses is less than 10 during the period. % is calculated as Quantity/Base number\*100



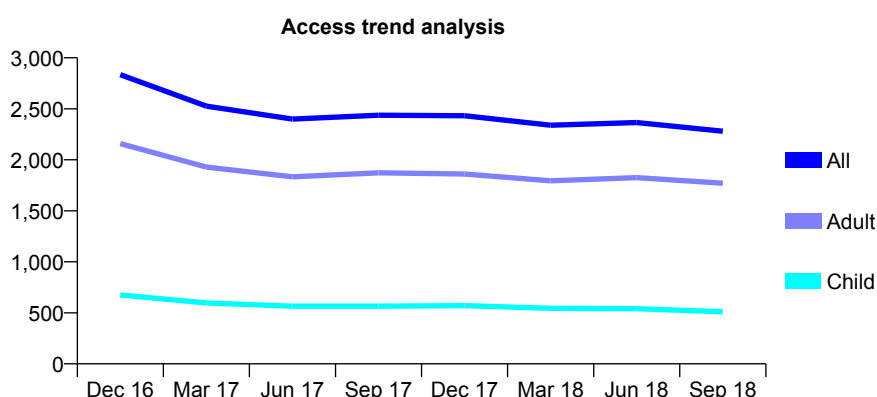
# Q64 - Vital Signs At a Glance Contract Report for 108898/0001 - September 2018

Name or company name	MA Surgeries Limited
Contract type name	GDS Contract
Purpose of contract	General
Contract start date	01/04/2013
Contract end date	

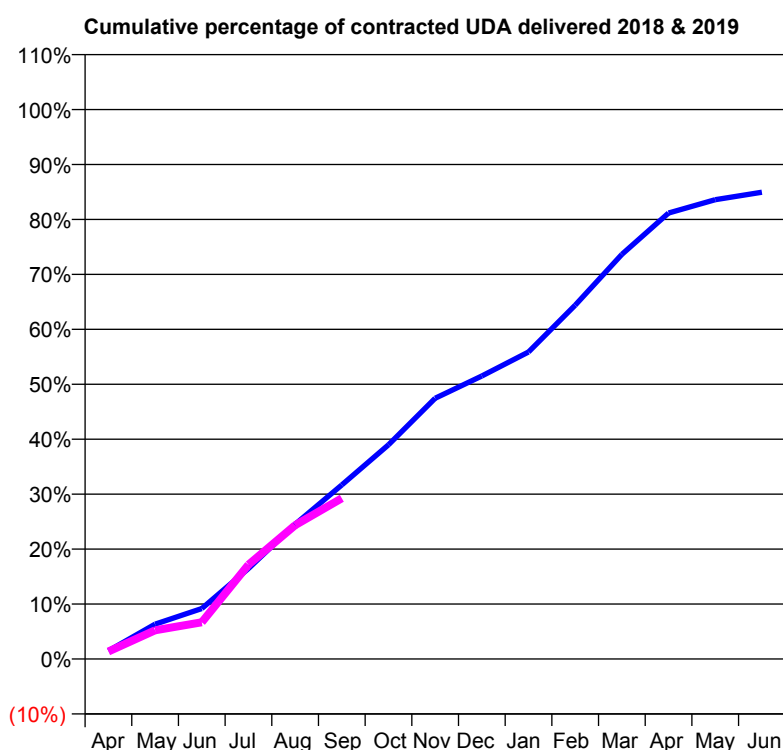
18/19 Contracted general activity (UDA)	9,900
Carry forward general activity (UDA)	0
18/19 Contracted orthodontic activity (UOA)	0
Carry forward orthodontic activity (UOA)	0
Baseline contract value	£233,781.42

## ACCESS\*

Patients seen in 24 months	Total	Change since previous quarter
Quarter ending September 2017	2,437	
Quarter ending December 2017	2,432	→
Quarter ending March 2018	2,339	↓
Quarter ending June 2018	2,366	→
Quarter ending September 2018	2,281	↓
<b>Variance since September 2017</b>	<b>(6.4%)</b>	<b>↓</b>



## ACTIVITY



Adjusted Scheduled Activity (UDA)		
Month	2018	2019
April	148	136
May	629	517
June	909	663
July	1,629	1,701
August	2,427	2,412
September	3,136	2,897
October	3,859	
November	4,697	
December	5,100	
January	5,532	
February	6,375	
March	7,289	
April	8,035	
May	8,276	
June	8,409	

## QUALITY

	Quantity	Base Number	Contract	AT	Region	England
% of FP17s for the same patient ID Re-attending within 3 months - Children	55	425	12.9%	8.7%	11.1%	11.6%
% of FP17s for the same patient ID Re-attending within 3 months - Adults	256	1,408	18.2%	13.1%	15.3%	15.5%
% of FP17s for the same patient ID Re-attending between 3 & 9 months - Children	269	425	63.3%	61.8%	61.1%	58.8%
% of FP17s for the same patient ID Re-attending between 3 & 9 months - Adults	844	1,408	59.9%	52.4%	52.3%	51.1%
% of FP17s for Band 1 Urgent Courses	50	1,307	3.8%	8.3%	9.5%	9.0%
% of FP17s Relating to Free Repair or Replacements	3	1,307	0.2%	0.7%	0.7%	0.8%
% of FP17s Relating to Continuations	36	1,307	2.8%	0.8%	0.8%	0.9%
% of Patients satisfied with the dentistry they have received	1	1	N/A	94.1%	93.6%	93.3%
% of Patients satisfied with the time they had to wait for an appointment	1	1	N/A	88.8%	88.8%	88.9%

\* This is based on patients treated on this contract for their most recent course of treatment. Figures in italics indicate the base number of FP17s or Patient Questionnaire responses are less than 100. N/A is shown where the base number of responses is less than 10 during the period. % is calculated as Quantity/Base number\*100



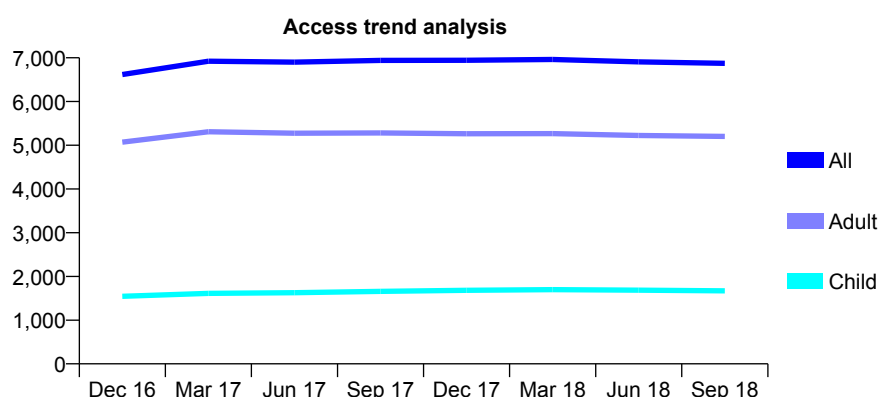
# Q64 - Vital Signs At a Glance Contract Report for 108936/0001 - September 2018

Name or company name	The Health Centre Dental Practice
Contract type name	GDS Contract
Purpose of contract	General
Contract start date	01/08/2012
Contract end date	

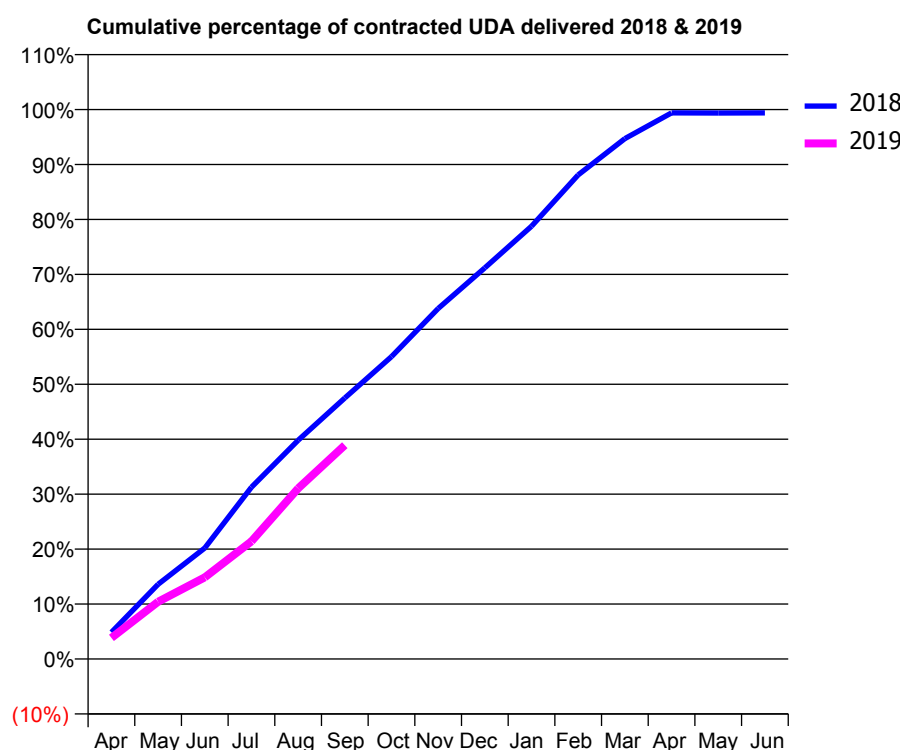
18/19 Contracted general activity (UDA)	20,000
Carry forward general activity (UDA)	122
18/19 Contracted orthodontic activity (UOA)	0
Carry forward orthodontic activity (UOA)	0
Baseline contract value	£527,622.59

## ACCESS\*

Patients seen in 24 months	Total	Change since previous quarter
Quarter ending September 2017	6,939	
Quarter ending December 2017	6,943	→
Quarter ending March 2018	6,963	→
Quarter ending June 2018	6,908	→
Quarter ending September 2018	6,873	→
<b>Variance since September 2017</b>	<b>(1.0%)</b>	→



## ACTIVITY



Adjusted Scheduled Activity (UDA)		
Month	2018	2019
April	973	769
May	2,719	2,083
June	4,042	2,971
July	6,253	4,281
August	7,960	6,212
September	9,499	7,782
October	11,006	
November	12,756	
December	14,240	
January	15,752	
February	17,618	
March	18,942	
April	19,875	
May	19,874	
June	19,878	

## QUALITY

	Quantity	Base Number	Contract	AT	Region	England
% of FP17s for the same patient ID Re-attending within 3 months - Children	57	1,208	4.7%	8.7%	11.1%	11.6%
% of FP17s for the same patient ID Re-attending within 3 months - Adults	368	3,495	10.5%	13.1%	15.3%	15.5%
% of FP17s for the same patient ID Re-attending between 3 & 9 months - Children	857	1,208	70.9%	61.8%	61.1%	58.8%
% of FP17s for the same patient ID Re-attending between 3 & 9 months - Adults	2,277	3,495	65.2%	52.4%	52.3%	51.1%
% of FP17s for Band 1 Urgent Courses	241	4,226	5.7%	8.3%	9.5%	9.0%
% of FP17s Relating to Free Repair or Replacements	23	4,226	0.5%	0.7%	0.7%	0.8%
% of FP17s Relating to Continuations	28	4,226	0.7%	0.8%	0.8%	0.9%
% of Patients satisfied with the dentistry they have received	13	15	86.7%	94.1%	93.6%	93.3%
% of Patients satisfied with the time they had to wait for an appointment	12	15	80.0%	88.8%	88.8%	88.9%

\* This is based on patients treated on this contract for their most recent course of treatment. Figures in italics indicate the base number of FP17s or Patient Questionnaire responses are less than 100. N/A is shown where the base number of responses is less than 10 during the period. % is calculated as Quantity/Base number\*100

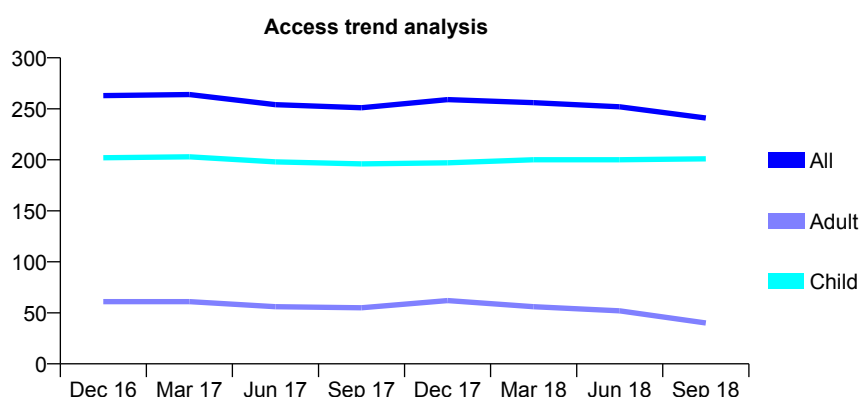
# Q64 - Vital Signs At a Glance Contract Report for 109002/0001 - September 2018

Name or company name	Dr Dominic Killian Ltd
Contract type name	GDS Contract
Purpose of contract	General
Contract start date	01/10/2008
Contract end date	

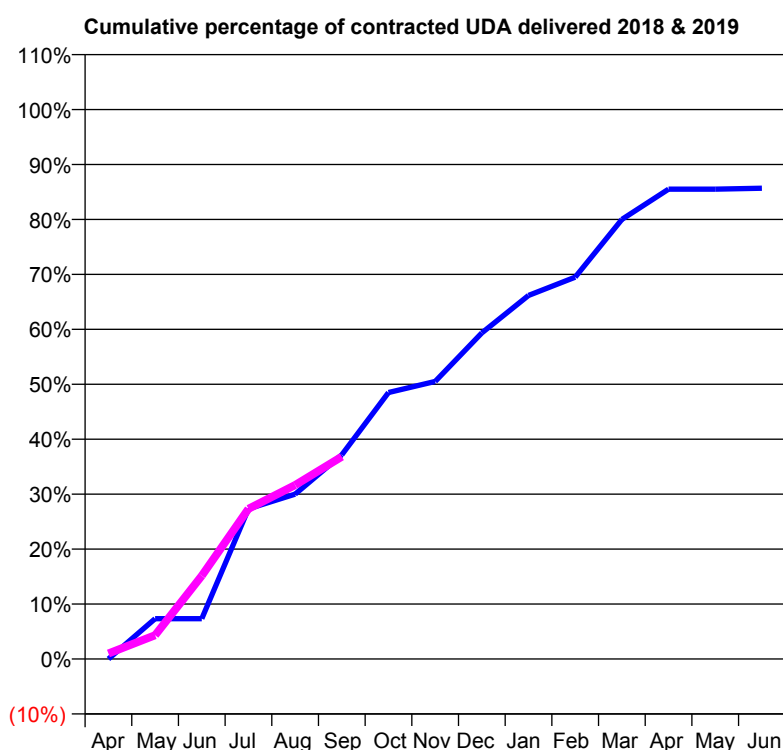
18/19 Contracted general activity (UDA)	600
Carry forward general activity (UDA)	0
18/19 Contracted orthodontic activity (UOA)	0
Carry forward orthodontic activity (UOA)	0
Baseline contract value	£16,516.10

## ACCESS\*

Patients seen in 24 months	Total	Change since previous quarter
Quarter ending September 2017	251	
Quarter ending December 2017	259	↑
Quarter ending March 2018	256	↓
Quarter ending June 2018	252	↓
Quarter ending September 2018	241	↓
<b>Variance since September 2017</b>	<b>(4.0%)</b>	<b>↓</b>



## ACTIVITY



Adjusted Scheduled Activity (UDA)		
Month	2018	2019
April	0	6
May	44	26
June	44	91
July	164	164
August	180	190
September	223	221
October	291	
November	303	
December	356	
January	397	
February	417	
March	480	
April	513	
May	513	
June	514	

## QUALITY

	Quantity	Base Number	Contract	AT	Region	England
% of FP17s for the same patient ID Re-attending within 3 months - Children	4	154	2.6%	8.7%	11.1%	11.6%
% of FP17s for the same patient ID Re-attending within 3 months - Adults	0	12	0.0%	13.1%	15.3%	15.5%
% of FP17s for the same patient ID Re-attending between 3 & 9 months - Children	109	154	70.8%	61.8%	61.1%	58.8%
% of FP17s for the same patient ID Re-attending between 3 & 9 months - Adults	11	12	91.7%	52.4%	52.3%	51.1%
% of FP17s for Band 1 Urgent Courses	0	140	0.0%	8.3%	9.5%	9.0%
% of FP17s Relating to Free Repair or Replacements	0	140	0.0%	0.7%	0.7%	0.8%
% of FP17s Relating to Continuations	0	140	0.0%	0.8%	0.8%	0.9%
% of Patients satisfied with the dentistry they have received	0	0	N/A	94.1%	93.6%	93.3%
% of Patients satisfied with the time they had to wait for an appointment	0	0	N/A	88.8%	88.8%	88.9%

\* This is based on patients treated on this contract for their most recent course of treatment. Figures in italics indicate the base number of FP17s or Patient Questionnaire responses are less than 100. N/A is shown where the base number of responses is less than 10 during the period. % is calculated as Quantity/Base number\*100

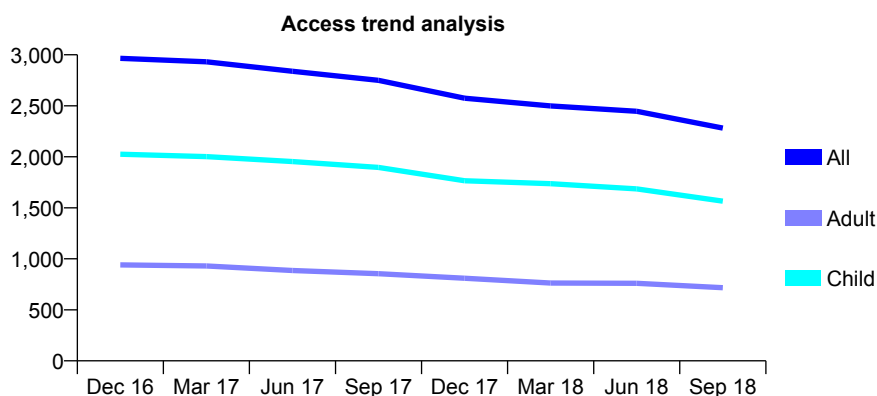
## Q64 - Vital Signs At a Glance Contract Report for 113387/0001 - September 2018

Name or company name	Hanlon, Gardner Dental Surgeons
Contract type name	GDS Contract
Purpose of contract	General and Orthodontic
Contract start date	01/04/2006
Contract end date	

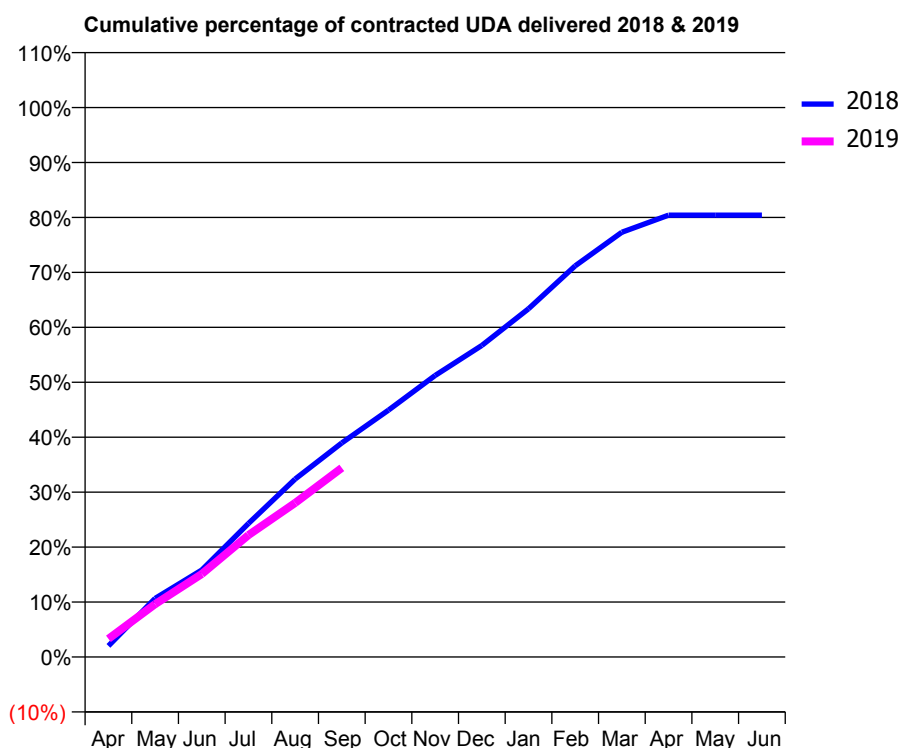
18/19 Contracted general activity (UDA)	5,000
Carry forward general activity (UDA)	0
18/19 Contracted orthodontic activity (UOA)	896
Carry forward orthodontic activity (UOA)	0
Baseline contract value	£168,787.24

### ACCESS\*

Patients seen in 24 months	Total	Change since previous quarter
Quarter ending September 2017	2,750	
Quarter ending December 2017	2,575	↓
Quarter ending March 2018	2,499	↓
Quarter ending June 2018	2,446	↓
Quarter ending September 2018	2,282	↓
<b>Variance since September 2017</b>	<b>(17.0%)</b>	↓



### ACTIVITY



Adjusted Scheduled Activity (UDA)		
Month	2018	2019
April	111	165
May	585	481
June	869	756
July	1,333	1,109
August	1,776	1,403
September	2,137	1,721
October	2,463	
November	2,809	
December	3,109	
January	3,474	
February	3,904	
March	4,239	
April	4,409	
May	4,409	
June	4,409	

### QUALITY

	Quantity	Base Number	Contract	AT	Region	England
% of FP17s for the same patient ID Re-attending within 3 months - Children	148	1,124	13.2%	8.7%	11.1%	11.6%
% of FP17s for the same patient ID Re-attending within 3 months - Adults	55	324	17.0%	13.1%	15.3%	15.5%
% of FP17s for the same patient ID Re-attending between 3 & 9 months - Children	714	1,124	63.5%	61.8%	61.1%	58.8%
% of FP17s for the same patient ID Re-attending between 3 & 9 months - Adults	181	324	55.9%	52.4%	52.3%	51.1%
% of FP17s for Band 1 Urgent Courses	52	1,271	4.1%	8.3%	9.5%	9.0%
% of FP17s Relating to Free Repair or Replacements	0	1,271	0.0%	0.7%	0.7%	0.8%
% of FP17s Relating to Continuations	40	1,271	3.1%	0.8%	0.8%	0.9%
% of Patients satisfied with the dentistry they have received	4	4	N/A	94.1%	93.6%	93.3%
% of Patients satisfied with the time they had to wait for an appointment	4	4	N/A	88.8%	88.8%	88.9%

\* This is based on patients treated on this contract for their most recent course of treatment. Figures in italics indicate the base number of FP17s or Patient Questionnaire responses are less than 100. N/A is shown where the base number of responses is less than 10 during the period. % is calculated as Quantity/Base number\*100

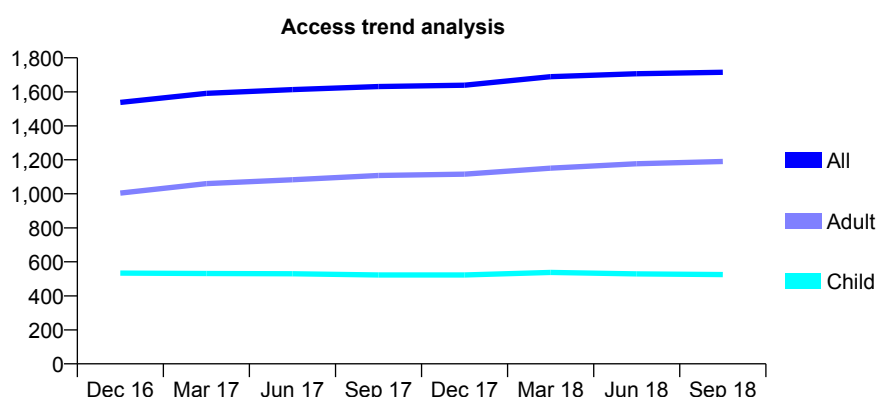
## Q64 - Vital Signs At a Glance Contract Report for 114588/0001 - September 2018

Name or company name	Ferndale Dental Clinic Limited
Contract type name	GDS Contract
Purpose of contract	General
Contract start date	01/04/2008
Contract end date	

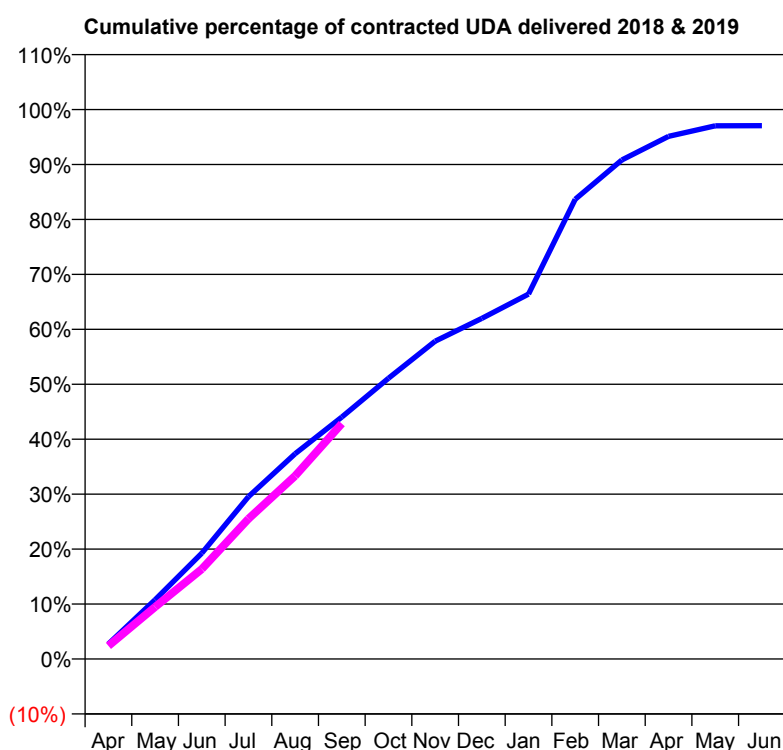
18/19 Contracted general activity (UDA)	6,764
Carry forward general activity (UDA)	199
18/19 Contracted orthodontic activity (UOA)	0
Carry forward orthodontic activity (UOA)	0
Baseline contract value	£165,327.52

### ACCESS\*

Patients seen in 24 months	Total	Change since previous quarter
Quarter ending September 2017	1,631	
Quarter ending December 2017	1,639	→
Quarter ending March 2018	1,689	↑
Quarter ending June 2018	1,706	→
Quarter ending September 2018	1,715	→
<b>Variance since September 2017</b>	<b>5.2%</b>	<b>↑</b>



### ACTIVITY



Adjusted Scheduled Activity (UDA)		
Month	2018	2019
April	186	161
May	730	640
June	1,303	1,107
July	1,998	1,727
August	2,527	2,255
September	2,978	2,898
October	3,455	
November	3,913	
December	4,193	
January	4,492	
February	5,659	
March	6,144	
April	6,434	
May	6,562	
June	6,565	

### QUALITY

	Quantity	Base Number	Contract	AT	Region	England
% of FP17s for the same patient ID Re-attending within 3 months - Children	36	482	7.5%	8.7%	11.1%	11.6%
% of FP17s for the same patient ID Re-attending within 3 months - Adults	91	952	9.6%	13.1%	15.3%	15.5%
% of FP17s for the same patient ID Re-attending between 3 & 9 months - Children	376	482	78.0%	61.8%	61.1%	58.8%
% of FP17s for the same patient ID Re-attending between 3 & 9 months - Adults	675	952	70.9%	52.4%	52.3%	51.1%
% of FP17s for Band 1 Urgent Courses	54	1,322	4.1%	8.3%	9.5%	9.0%
% of FP17s Relating to Free Repair or Replacements	7	1,322	0.5%	0.7%	0.7%	0.8%
% of FP17s Relating to Continuations	6	1,322	0.5%	0.8%	0.8%	0.9%
% of Patients satisfied with the dentistry they have received	5	5	N/A	94.1%	93.6%	93.3%
% of Patients satisfied with the time they had to wait for an appointment	5	5	N/A	88.8%	88.8%	88.9%

\* This is based on patients treated on this contract for their most recent course of treatment. Figures in italics indicate the base number of FP17s or Patient Questionnaire responses are less than 100. N/A is shown where the base number of responses is less than 10 during the period. % is calculated as Quantity/Base number\*100

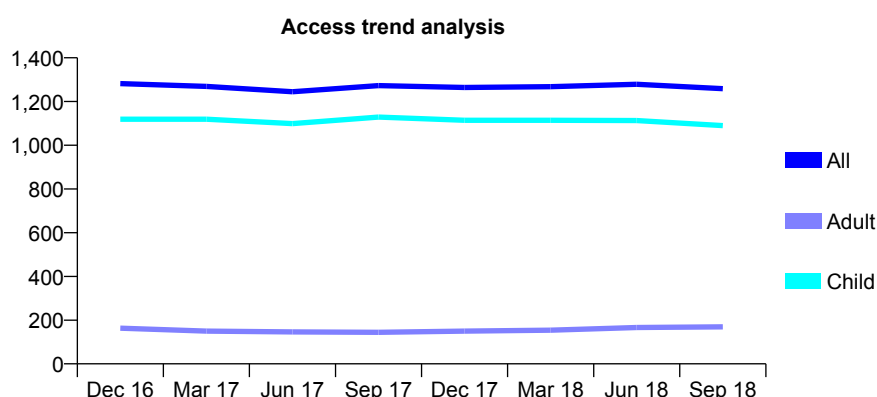
# Q64 - Vital Signs At a Glance Contract Report for 117617/0001 - September 2018

Name or company name	Barley Mow Dental Care
Contract type name	GDS Contract
Purpose of contract	General
Contract start date	01/04/2006
Contract end date	

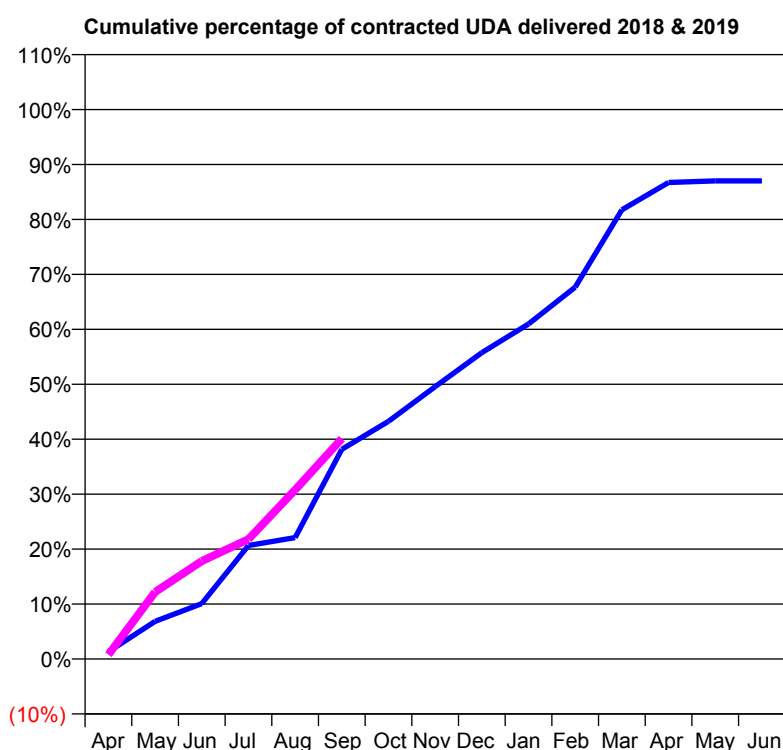
18/19 Contracted general activity (UDA)	3,100
Carry forward general activity (UDA)	0
18/19 Contracted orthodontic activity (UOA)	0
Carry forward orthodontic activity (UOA)	0
Baseline contract value	£74,670.61

## ACCESS\*

Patients seen in 24 months	Total	Change since previous quarter
Quarter ending September 2017	1,273	
Quarter ending December 2017	1,264	→
Quarter ending March 2018	1,268	→
Quarter ending June 2018	1,279	→
Quarter ending September 2018	1,259	↓
<b>Variance since September 2017</b>	<b>(1.1%)</b>	<b>↓</b>



## ACTIVITY



Adjusted Scheduled Activity (UDA)		
Month	2018	2019
April	41	24
May	212	378
June	313	552
July	641	676
August	685	954
September	1,183	1,243
October	1,341	
November	1,537	
December	1,728	
January	1,890	
February	2,098	
March	2,534	
April	2,688	
May	2,697	
June	2,697	

## QUALITY

	Quantity	Base Number	Contract	AT	Region	England
% of FP17s for the same patient ID Re-attending within 3 months - Children	107	1,007	10.6%	8.7%	11.1%	11.6%
% of FP17s for the same patient ID Re-attending within 3 months - Adults	5	44	11.4%	13.1%	15.3%	15.5%
% of FP17s for the same patient ID Re-attending between 3 & 9 months - Children	629	1,007	62.5%	61.8%	61.1%	58.8%
% of FP17s for the same patient ID Re-attending between 3 & 9 months - Adults	32	44	72.7%	52.4%	52.3%	51.1%
% of FP17s for Band 1 Urgent Courses	17	956	1.8%	8.3%	9.5%	9.0%
% of FP17s Relating to Free Repair or Replacements	1	956	0.1%	0.7%	0.7%	0.8%
% of FP17s Relating to Continuations	0	956	0.0%	0.8%	0.8%	0.9%
% of Patients satisfied with the dentistry they have received	0	0	N/A	94.1%	93.6%	93.3%
% of Patients satisfied with the time they had to wait for an appointment	0	0	N/A	88.8%	88.8%	88.9%

\* This is based on patients treated on this contract for their most recent course of treatment. Figures in italics indicate the base number of FP17s or Patient Questionnaire responses are less than 100. N/A is shown where the base number of responses is less than 10 during the period. % is calculated as Quantity/Base number\*100

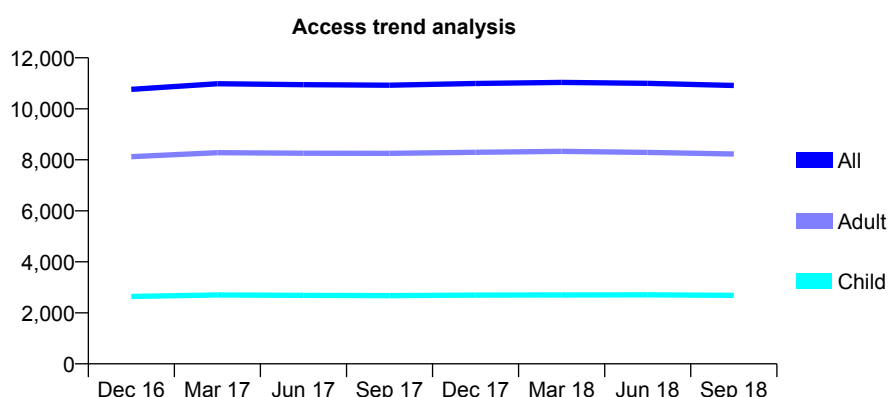
# Q64 - Vital Signs At a Glance Contract Report for 117811/0001 - September 2018

Name or company name	Chipping Manor Dental Practice Ltd.
Contract type name	GDS Contract
Purpose of contract	General
Contract start date	01/04/2008
Contract end date	

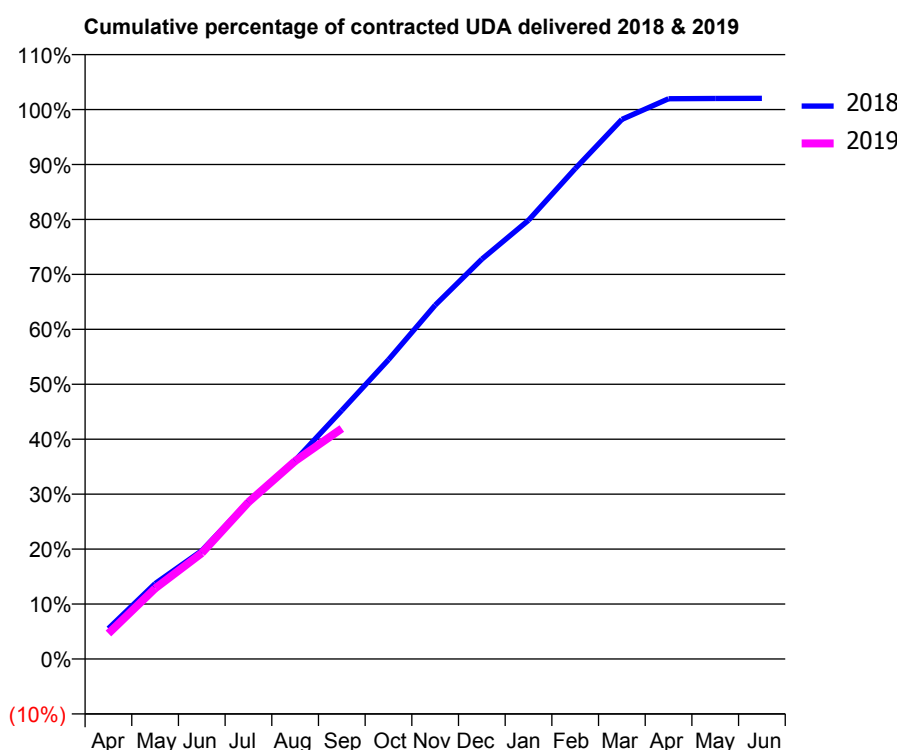
18/19 Contracted general activity (UDA)	33,004
Carry forward general activity (UDA)	0
18/19 Contracted orthodontic activity (UOA)	0
Carry forward orthodontic activity (UOA)	0
Baseline contract value	£904,756.99

## ACCESS\*

Patients seen in 24 months	Total	Change since previous quarter
Quarter ending September 2017	10,924	
Quarter ending December 2017	10,991	→
Quarter ending March 2018	11,033	→
Quarter ending June 2018	10,997	→
Quarter ending September 2018	10,915	→
<b>Variance since September 2017</b>	<b>(0.1%)</b>	→



## ACTIVITY



Adjusted Scheduled Activity (UDA)		
Month	2018	2019
April	1,830	1,536
May	4,533	4,242
June	6,509	6,366
July	9,465	9,419
August	11,928	11,890
September	14,931	13,840
October	17,978	
November	21,252	
December	24,013	
January	26,357	
February	29,453	
March	32,407	
April	33,649	
May	33,666	
June	33,671	

## QUALITY

	Quantity	Base Number	Contract	AT	Region	England
% of FP17s for the same patient ID Re-attending within 3 months - Children	142	2,054	6.9%	8.7%	11.1%	11.6%
% of FP17s for the same patient ID Re-attending within 3 months - Adults	840	5,488	15.3%	13.1%	15.3%	15.5%
% of FP17s for the same patient ID Re-attending between 3 & 9 months - Children	1,391	2,054	67.7%	61.8%	61.1%	58.8%
% of FP17s for the same patient ID Re-attending between 3 & 9 months - Adults	2,821	5,488	51.4%	52.4%	52.3%	51.1%
% of FP17s for Band 1 Urgent Courses	788	6,679	11.8%	8.3%	9.5%	9.0%
% of FP17s Relating to Free Repair or Replacements	92	6,679	1.4%	0.7%	0.7%	0.8%
% of FP17s Relating to Continuations	39	6,679	0.6%	0.8%	0.8%	0.9%
% of Patients satisfied with the dentistry they have received	12	12	100.0%	94.1%	93.6%	93.3%
% of Patients satisfied with the time they had to wait for an appointment	7	12	58.3%	88.8%	88.8%	88.9%

\* This is based on patients treated on this contract for their most recent course of treatment. Figures in italics indicate the base number of FP17s or Patient Questionnaire responses are less than 100. N/A is shown where the base number of responses is less than 10 during the period. % is calculated as Quantity/Base number\*100

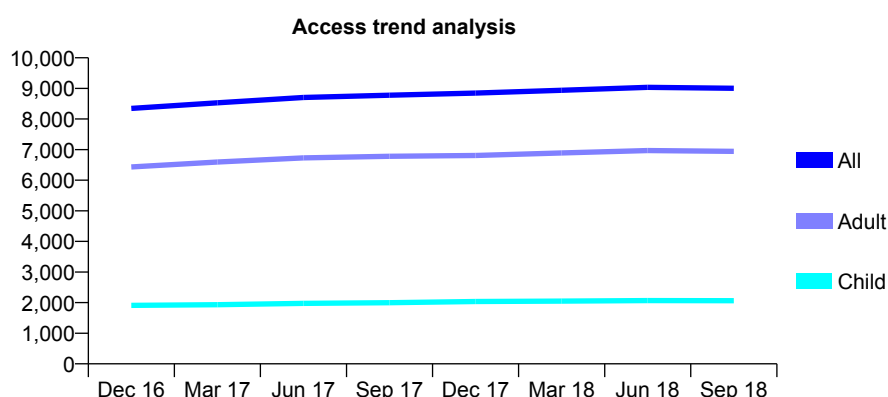
# Q64 - Vital Signs At a Glance Contract Report for 117811/0002 - September 2018

Name or company name	Chipping Manor Dental Practice Ltd.
Contract type name	GDS Contract
Purpose of contract	General
Contract start date	17/09/2008
Contract end date	

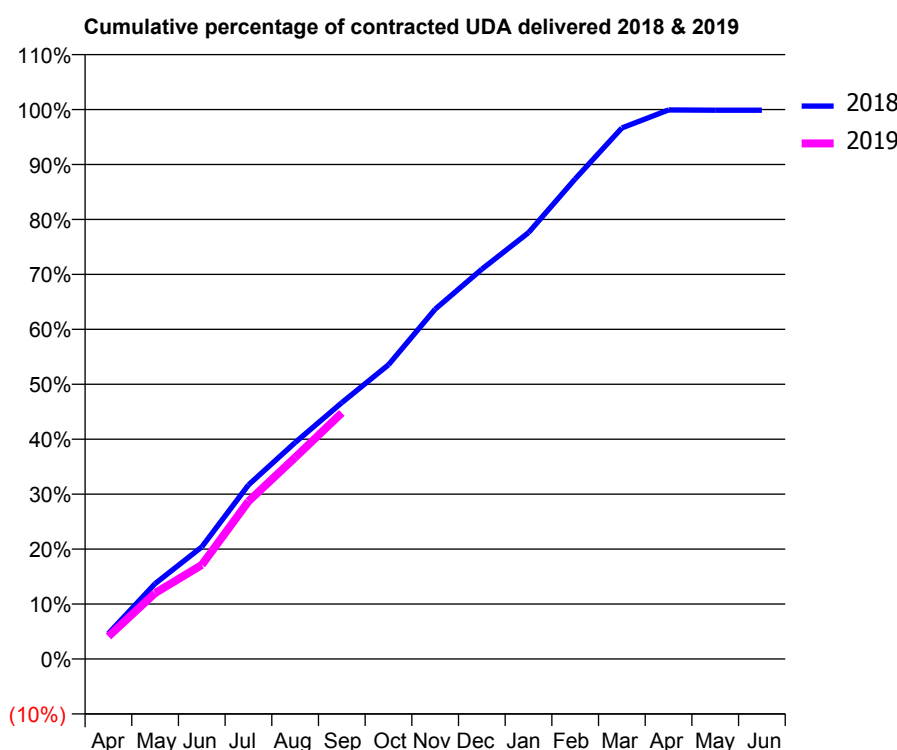
18/19 Contracted general activity (UDA)	26,100
Carry forward general activity (UDA)	34
18/19 Contracted orthodontic activity (UOA)	0
Carry forward orthodontic activity (UOA)	0
Baseline contract value	£683,910.14

## ACCESS\*

Patients seen in 24 months	Total	Change since previous quarter
Quarter ending September 2017	8,779	
Quarter ending December 2017	8,846	→
Quarter ending March 2018	8,939	→
Quarter ending June 2018	9,035	→
Quarter ending September 2018	9,006	→
<b>Variance since September 2017</b>	<b>2.6%</b>	<b>↑</b>



## ACTIVITY



Adjusted Scheduled Activity (UDA)		
Month	2018	2019
April	1,212	1,072
May	3,584	3,133
June	5,323	4,466
July	8,268	7,488
August	10,283	9,575
September	12,178	11,691
October	13,978	
November	16,616	
December	18,516	
January	20,251	
February	22,804	
March	25,222	
April	26,082	
May	26,065	
June	26,066	

## QUALITY

	Quantity	Base Number	Contract	AT	Region	England
% of FP17s for the same patient ID Re-attending within 3 months - Children	86	1,744	4.9%	8.7%	11.1%	11.6%
% of FP17s for the same patient ID Re-attending within 3 months - Adults	491	4,637	10.6%	13.1%	15.3%	15.5%
% of FP17s for the same patient ID Re-attending between 3 & 9 months - Children	1,215	1,744	69.7%	61.8%	61.1%	58.8%
% of FP17s for the same patient ID Re-attending between 3 & 9 months - Adults	2,277	4,637	49.1%	52.4%	52.3%	51.1%
% of FP17s for Band 1 Urgent Courses	251	5,991	4.2%	8.3%	9.5%	9.0%
% of FP17s Relating to Free Repair or Replacements	158	5,991	2.6%	0.7%	0.7%	0.8%
% of FP17s Relating to Continuations	71	5,991	1.2%	0.8%	0.8%	0.9%
% of Patients satisfied with the dentistry they have received	9	10	90.0%	94.1%	93.6%	93.3%
% of Patients satisfied with the time they had to wait for an appointment	10	10	100.0%	88.8%	88.8%	88.9%

\* This is based on patients treated on this contract for their most recent course of treatment. Figures in italics indicate the base number of FP17s or Patient Questionnaire responses are less than 100. N/A is shown where the base number of responses is less than 10 during the period. % is calculated as Quantity/Base number\*100



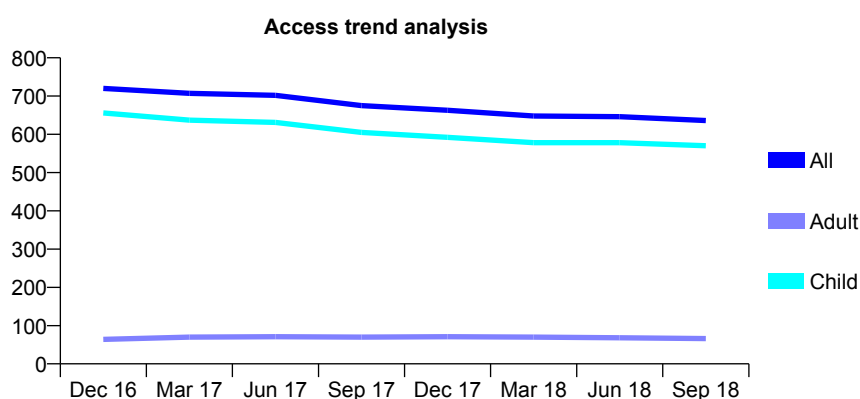
## Q64 - Vital Signs At a Glance Contract Report for 118222/0002 - September 2018

Name or company name	Long Street Dental
Contract type name	GDS Contract
Purpose of contract	General
Contract start date	01/05/2006
Contract end date	

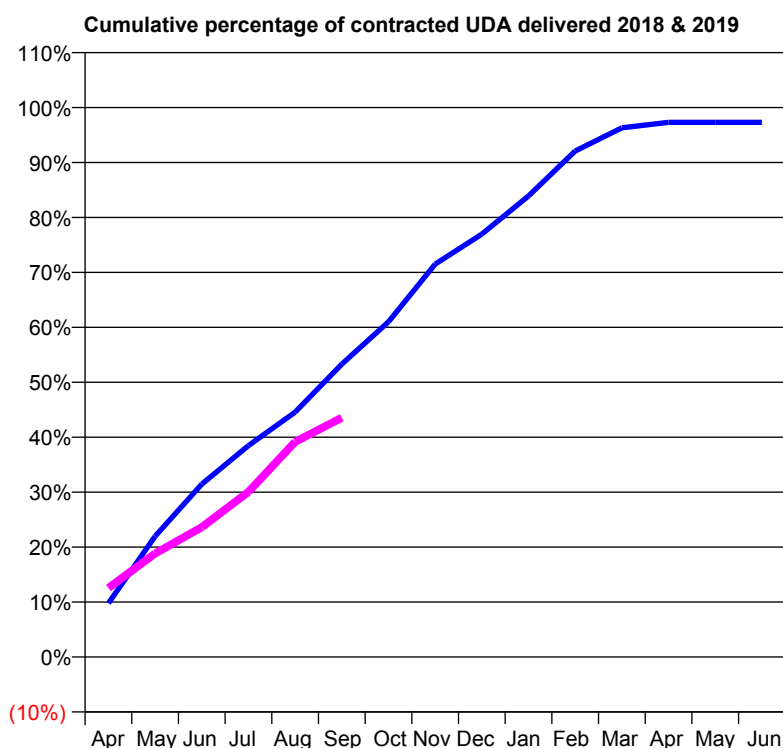
18/19 Contracted general activity (UDA)	1,300
Carry forward general activity (UDA)	0
18/19 Contracted orthodontic activity (UOA)	0
Carry forward orthodontic activity (UOA)	0
Baseline contract value	£34,477.66

### ACCESS\*

Patients seen in 24 months	Total	Change since previous quarter
Quarter ending September 2017	675	
Quarter ending December 2017	663	↓
Quarter ending March 2018	648	↓
Quarter ending June 2018	646	→
Quarter ending September 2018	636	↓
<b>Variance since September 2017</b>	<b>(5.8%)</b>	<b>↓</b>



### ACTIVITY



Adjusted Scheduled Activity (UDA)		
Month	2018	2019
April	127	163
May	286	245
June	409	307
July	500	391
August	579	509
September	693	566
October	793	
November	930	
December	1,000	
January	1,091	
February	1,197	
March	1,252	
April	1,265	
May	1,265	
June	1,265	

### QUALITY

	Quantity	Base Number	Contract	AT	Region	England
% of FP17s for the same patient ID Re-attending within 3 months - Children	28	490	5.7%	8.7%	11.1%	11.6%
% of FP17s for the same patient ID Re-attending within 3 months - Adults	0	0	N/A	13.1%	15.3%	15.5%
% of FP17s for the same patient ID Re-attending between 3 & 9 months - Children	376	490	76.7%	61.8%	61.1%	58.8%
% of FP17s for the same patient ID Re-attending between 3 & 9 months - Adults	0	0	N/A	52.4%	52.3%	51.1%
% of FP17s for Band 1 Urgent Courses	11	479	2.3%	8.3%	9.5%	9.0%
% of FP17s Relating to Free Repair or Replacements	0	479	0.0%	0.7%	0.7%	0.8%
% of FP17s Relating to Continuations	8	479	1.7%	0.8%	0.8%	0.9%
% of Patients satisfied with the dentistry they have received	0	0	N/A	94.1%	93.6%	93.3%
% of Patients satisfied with the time they had to wait for an appointment	0	0	N/A	88.8%	88.8%	88.9%

\* This is based on patients treated on this contract for their most recent course of treatment. Figures in italics indicate the base number of FP17s or Patient Questionnaire responses are less than 100. N/A is shown where the base number of responses is less than 10 during the period. % is calculated as Quantity/Base number\*100



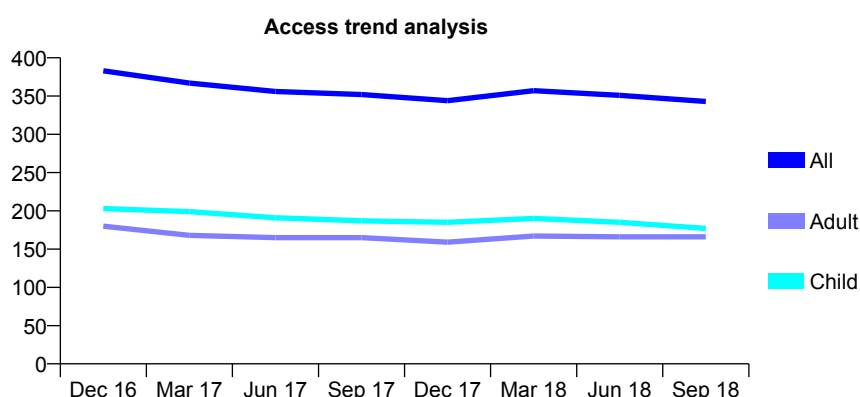
# Q64 - Vital Signs At a Glance Contract Report for 119504/0001 - September 2018

Name or company name	Mr CS Lambert-Rose
Contract type name	GDS Contract
Purpose of contract	General
Contract start date	18/05/2012
Contract end date	

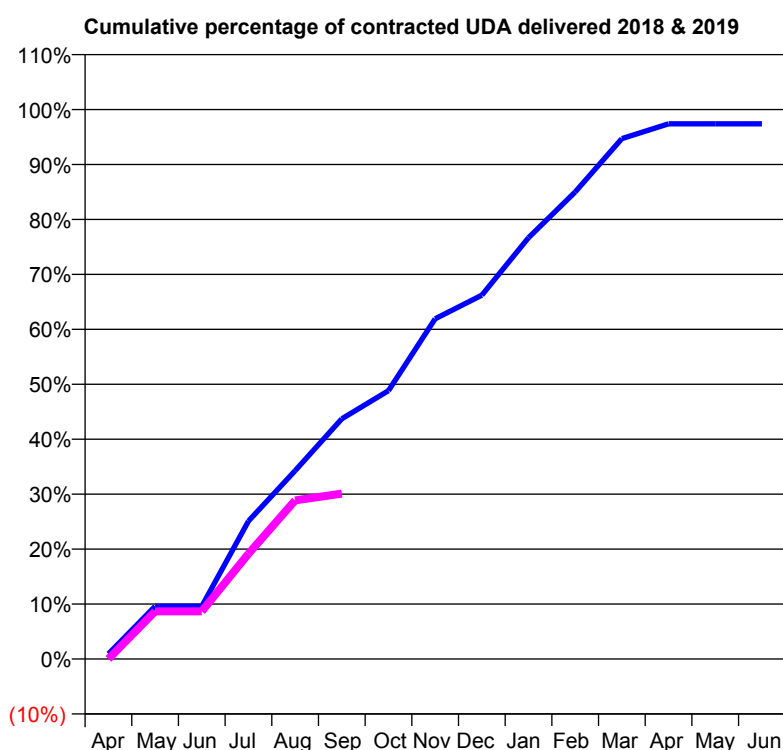
18/19 Contracted general activity (UDA)	650
Carry forward general activity (UDA)	0
18/19 Contracted orthodontic activity (UOA)	0
Carry forward orthodontic activity (UOA)	0
Baseline contract value	£14,451.72

## ACCESS\*

Patients seen in 24 months	Total	Change since previous quarter
Quarter ending September 2017	352	
Quarter ending December 2017	344	↓
Quarter ending March 2018	357	↑
Quarter ending June 2018	351	↓
Quarter ending September 2018	343	↓
<b>Variance since September 2017</b>	<b>(2.6%)</b>	<b>↓</b>



## ACTIVITY



Adjusted Scheduled Activity (UDA)		
Month	2018	2019
April	6	0
May	62	56
June	62	56
July	163	125
August	223	188
September	284	196
October	317	
November	402	
December	430	
January	498	
February	552	
March	616	
April	633	
May	633	
June	633	

## QUALITY

	Quantity	Base Number	Contract	AT	Region	England
% of FP17s for the same patient ID Re-attending within 3 months - Children	2	88	2.3%	8.7%	11.1%	11.6%
% of FP17s for the same patient ID Re-attending within 3 months - Adults	7	64	10.9%	13.1%	15.3%	15.5%
% of FP17s for the same patient ID Re-attending between 3 & 9 months - Children	33	88	37.5%	61.8%	61.1%	58.8%
% of FP17s for the same patient ID Re-attending between 3 & 9 months - Adults	17	64	26.6%	52.4%	52.3%	51.1%
% of FP17s for Band 1 Urgent Courses	3	137	2.2%	8.3%	9.5%	9.0%
% of FP17s Relating to Free Repair or Replacements	0	137	0.0%	0.7%	0.7%	0.8%
% of FP17s Relating to Continuations	1	137	0.7%	0.8%	0.8%	0.9%
% of Patients satisfied with the dentistry they have received	1	1	N/A	94.1%	93.6%	93.3%
% of Patients satisfied with the time they had to wait for an appointment	1	1	N/A	88.8%	88.8%	88.9%

\* This is based on patients treated on this contract for their most recent course of treatment. Figures in italics indicate the base number of FP17s or Patient Questionnaire responses are less than 100. N/A is shown where the base number of responses is less than 10 during the period. % is calculated as Quantity/Base number\*100

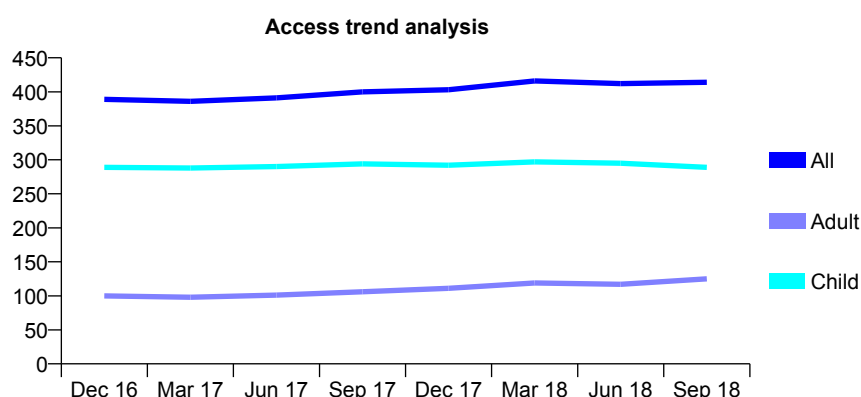
# Q64 - Vital Signs At a Glance Contract Report for 119733/0001 - September 2018

Name or company name	CD Rosser Dental Practice Ltd
Contract type name	GDS Contract
Purpose of contract	General
Contract start date	01/07/2012
Contract end date	

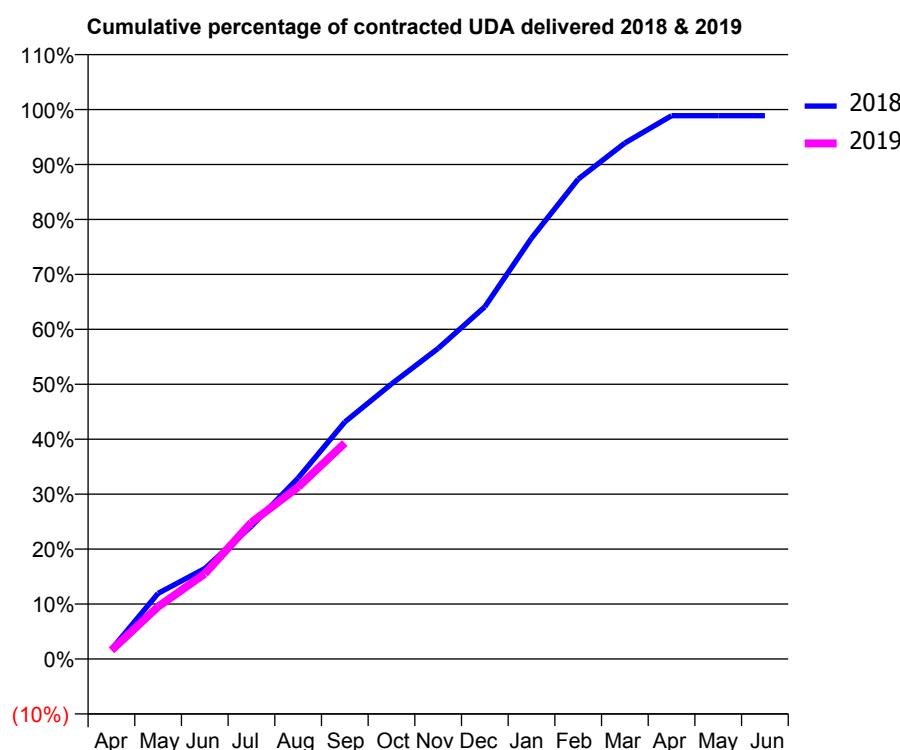
18/19 Contracted general activity (UDA)	1,187
Carry forward general activity (UDA)	0
18/19 Contracted orthodontic activity (UOA)	0
Carry forward orthodontic activity (UOA)	0
Baseline contract value	£26,834.13

## ACCESS\*

Patients seen in 24 months	Total	Change since previous quarter
Quarter ending September 2017	400	
Quarter ending December 2017	403	→
Quarter ending March 2018	416	↑
Quarter ending June 2018	412	→
Quarter ending September 2018	414	→
<b>Variance since September 2017</b>	<b>3.5%</b>	<b>↑</b>



## ACTIVITY



Adjusted Scheduled Activity (UDA)		
Month	2018	2019
April	21	19
May	142	113
June	195	184
July	287	295
August	391	371
September	512	466
October	594	
November	671	
December	761	
January	909	
February	1,036	
March	1,115	
April	1,174	
May	1,174	
June	1,174	

## QUALITY

	Quantity	Base Number	Contract	AT	Region	England
% of FP17s for the same patient ID Re-attending within 3 months - Children	26	257	10.1%	8.7%	11.1%	11.6%
% of FP17s for the same patient ID Re-attending within 3 months - Adults	8	65	12.3%	13.1%	15.3%	15.5%
% of FP17s for the same patient ID Re-attending between 3 & 9 months - Children	182	257	70.8%	61.8%	61.1%	58.8%
% of FP17s for the same patient ID Re-attending between 3 & 9 months - Adults	41	65	63.1%	52.4%	52.3%	51.1%
% of FP17s for Band 1 Urgent Courses	2	285	0.7%	8.3%	9.5%	9.0%
% of FP17s Relating to Free Repair or Replacements	0	285	0.0%	0.7%	0.7%	0.8%
% of FP17s Relating to Continuations	0	285	0.0%	0.8%	0.8%	0.9%
% of Patients satisfied with the dentistry they have received	0	0	N/A	94.1%	93.6%	93.3%
% of Patients satisfied with the time they had to wait for an appointment	0	0	N/A	88.8%	88.8%	88.9%

\* This is based on patients treated on this contract for their most recent course of treatment. Figures in italics indicate the base number of FP17s or Patient Questionnaire responses are less than 100. N/A is shown where the base number of responses is less than 10 during the period. % is calculated as Quantity/Base number\*100

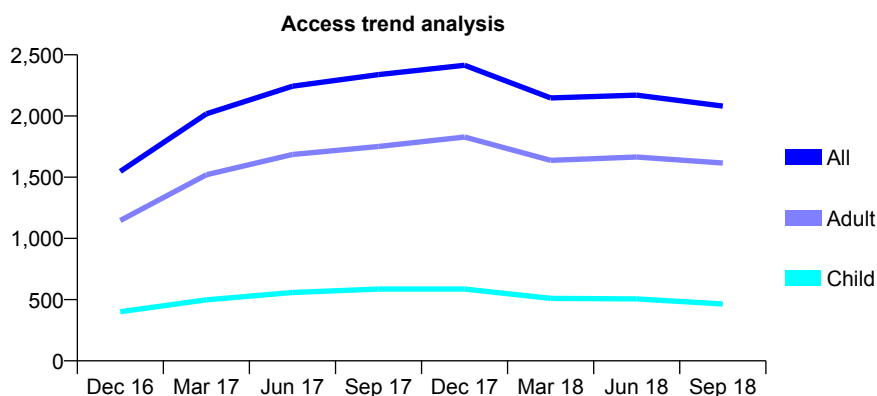
## Q64 - Vital Signs At a Glance Contract Report for 121851/0001 - September 2018

Name or company name	Dharwar Moller Partnership
Contract type name	GDS Contract
Purpose of contract	General
Contract start date	01/02/2016
Contract end date	

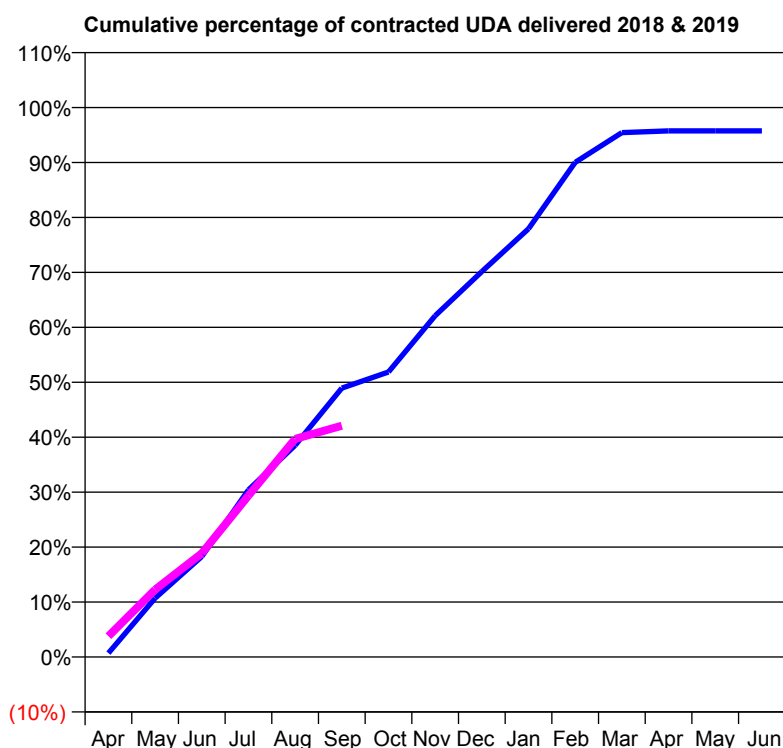
18/19 Contracted general activity (UDA)	6,500
Carry forward general activity (UDA)	0
18/19 Contracted orthodontic activity (UOA)	0
Carry forward orthodontic activity (UOA)	0
Baseline contract value	£137,128.44

### ACCESS\*

Patients seen in 24 months	Total	Change since previous quarter
Quarter ending September 2017	2,338	
Quarter ending December 2017	2,415	↑
Quarter ending March 2018	2,148	↓
Quarter ending June 2018	2,171	→
Quarter ending September 2018	2,081	↓
<b>Variance since September 2017</b>	<b>(11.0%)</b>	<b>↓</b>



### ACTIVITY



Adjusted Scheduled Activity (UDA)		
Month	2018	2019
April	47	246
May	697	797
June	1,189	1,227
July	1,977	1,909
August	2,504	2,580
September	3,180	2,735
October	3,372	
November	4,037	
December	4,559	
January	5,066	
February	5,851	
March	6,204	
April	6,224	
May	6,224	
June	6,224	

### QUALITY

	Quantity	Base Number	Contract	AT	Region	England
% of FP17s for the same patient ID Re-attending within 3 months - Children	25	353	7.1%	8.7%	11.1%	11.6%
% of FP17s for the same patient ID Re-attending within 3 months - Adults	126	1,235	10.2%	13.1%	15.3%	15.5%
% of FP17s for the same patient ID Re-attending between 3 & 9 months - Children	204	353	57.8%	61.8%	61.1%	58.8%
% of FP17s for the same patient ID Re-attending between 3 & 9 months - Adults	723	1,235	58.5%	52.4%	52.3%	51.1%
% of FP17s for Band 1 Urgent Courses	102	1,580	6.5%	8.3%	9.5%	9.0%
% of FP17s Relating to Free Repair or Replacements	20	1,580	1.3%	0.7%	0.7%	0.8%
% of FP17s Relating to Continuations	5	1,580	0.3%	0.8%	0.8%	0.9%
% of Patients satisfied with the dentistry they have received	5	5	N/A	94.1%	93.6%	93.3%
% of Patients satisfied with the time they had to wait for an appointment	4	5	N/A	88.8%	88.8%	88.9%

\* This is based on patients treated on this contract for their most recent course of treatment. Figures in italics indicate the base number of FP17s or Patient Questionnaire responses are less than 100. N/A is shown where the base number of responses is less than 10 during the period. % is calculated as Quantity/Base number\*100

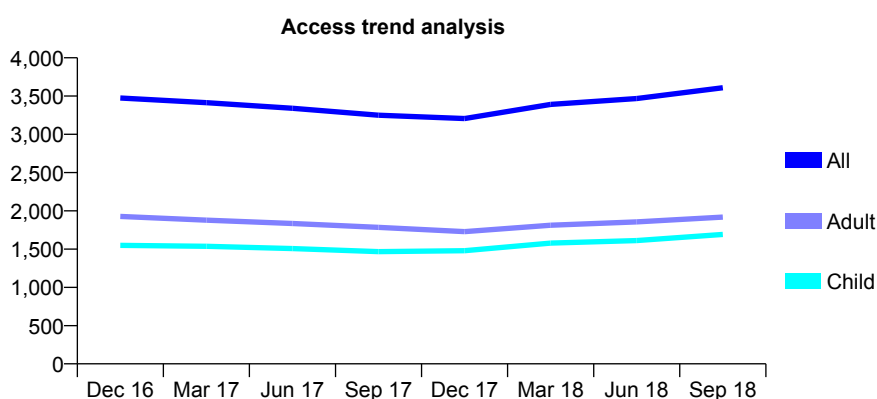
## Q64 - Vital Signs At a Glance Contract Report for 122157/0001 - September 2018

Name or company name	Care Dental
Contract type name	GDS Contract
Purpose of contract	General
Contract start date	01/04/2013
Contract end date	

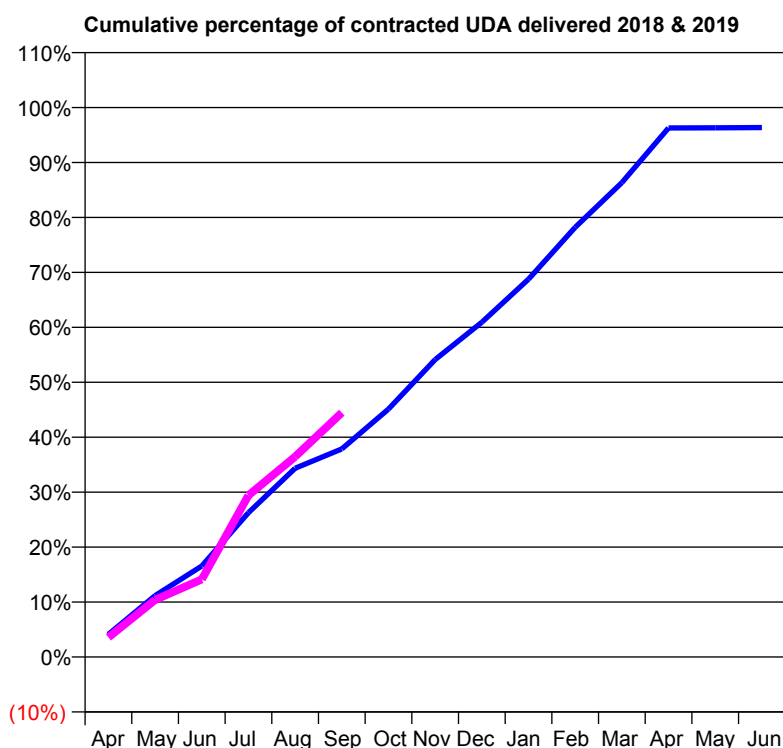
18/19 Contracted general activity (UDA)	9,000
Carry forward general activity (UDA)	0
18/19 Contracted orthodontic activity (UOA)	0
Carry forward orthodontic activity (UOA)	0
Baseline contract value	£239,668.18

### ACCESS\*

Patients seen in 24 months	Total	Change since previous quarter
Quarter ending September 2017	3,250	
Quarter ending December 2017	3,206	↓
Quarter ending March 2018	3,390	↑
Quarter ending June 2018	3,468	↑
Quarter ending September 2018	3,609	↑
<b>Variance since September 2017</b>	<b>11.0%</b>	<b>↑</b>



### ACTIVITY



Adjusted Scheduled Activity (UDA)		
Month	2018	2019
April	373	323
May	1,005	935
June	1,490	1,272
July	2,364	2,648
August	3,092	3,281
September	3,409	4,003
October	4,061	
November	4,871	
December	5,483	
January	6,188	
February	7,038	
March	7,769	
April	8,666	
May	8,667	
June	8,672	

### QUALITY

	Quantity	Base Number	Contract	AT	Region	England
% of FP17s for the same patient ID Re-attending within 3 months - Children	51	1,317	3.9%	8.7%	11.1%	11.6%
% of FP17s for the same patient ID Re-attending within 3 months - Adults	98	1,334	7.3%	13.1%	15.3%	15.5%
% of FP17s for the same patient ID Re-attending between 3 & 9 months - Children	722	1,317	54.8%	61.8%	61.1%	58.8%
% of FP17s for the same patient ID Re-attending between 3 & 9 months - Adults	632	1,334	47.4%	52.4%	52.3%	51.1%
% of FP17s for Band 1 Urgent Courses	99	2,276	4.3%	8.3%	9.5%	9.0%
% of FP17s Relating to Free Repair or Replacements	4	2,276	0.2%	0.7%	0.7%	0.8%
% of FP17s Relating to Continuations	11	2,276	0.5%	0.8%	0.8%	0.9%
% of Patients satisfied with the dentistry they have received	3	3	N/A	94.1%	93.6%	93.3%
% of Patients satisfied with the time they had to wait for an appointment	3	3	N/A	88.8%	88.8%	88.9%

\* This is based on patients treated on this contract for their most recent course of treatment. Figures in italics indicate the base number of FP17s or Patient Questionnaire responses are less than 100. N/A is shown where the base number of responses is less than 10 during the period. % is calculated as Quantity/Base number\*100

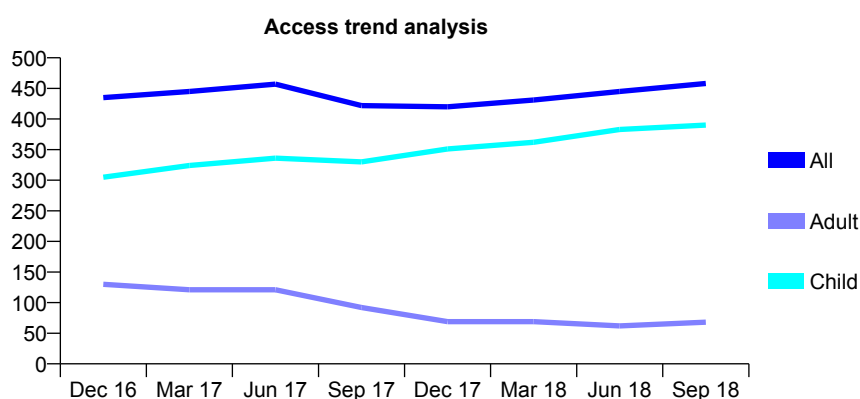
## Q64 - Vital Signs At a Glance Contract Report for 123455/0001 - September 2018

Name or company name	The Corsham Dental Partnership
Contract type name	GDS Contract
Purpose of contract	General
Contract start date	29/08/2014
Contract end date	

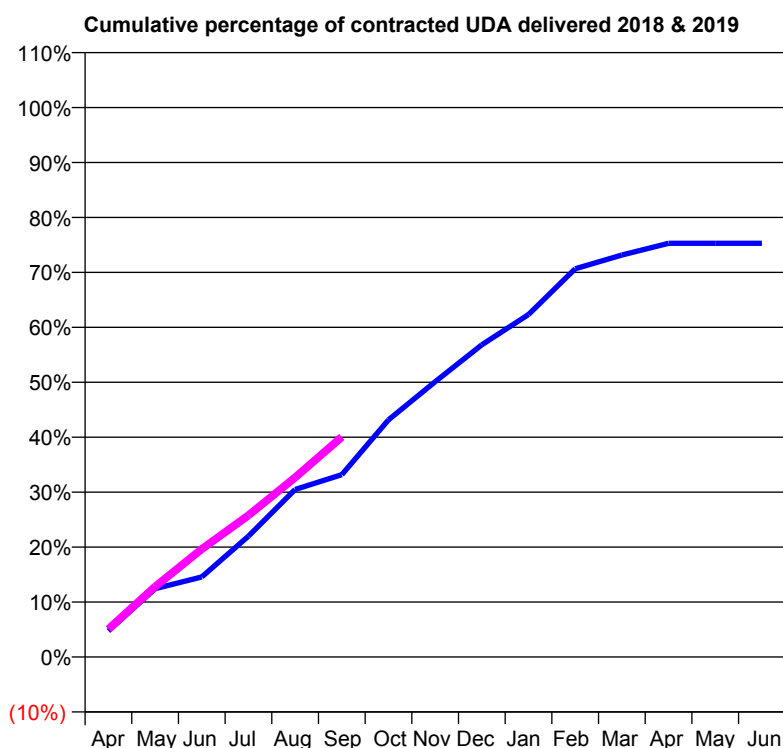
18/19 Contracted general activity (UDA)	1,085
Carry forward general activity (UDA)	0
18/19 Contracted orthodontic activity (UOA)	0
Carry forward orthodontic activity (UOA)	0
Baseline contract value	£23,278.91

### ACCESS\*

Patients seen in 24 months	Total	Change since previous quarter
Quarter ending September 2017	422	
Quarter ending December 2017	420	→
Quarter ending March 2018	431	↑
Quarter ending June 2018	445	↑
Quarter ending September 2018	458	↑
<b>Variance since September 2017</b>	<b>8.5%</b>	<b>↑</b>



### ACTIVITY



Adjusted Scheduled Activity (UDA)		
Month	2018	2019
April	51	55
May	135	139
June	158	213
July	239	280
August	331	354
September	360	435
October	468	
November	544	
December	616	
January	676	
February	767	
March	794	
April	817	
May	817	
June	817	

### QUALITY

	Quantity	Base Number	Contract	AT	Region	England
% of FP17s for the same patient ID Re-attending within 3 months - Children	17	325	5.2%	8.7%	11.1%	11.6%
% of FP17s for the same patient ID Re-attending within 3 months - Adults	0	17	0.0%	13.1%	15.3%	15.5%
% of FP17s for the same patient ID Re-attending between 3 & 9 months - Children	204	325	62.8%	61.8%	61.1%	58.8%
% of FP17s for the same patient ID Re-attending between 3 & 9 months - Adults	13	17	76.5%	52.4%	52.3%	51.1%
% of FP17s for Band 1 Urgent Courses	13	323	4.0%	8.3%	9.5%	9.0%
% of FP17s Relating to Free Repair or Replacements	0	323	0.0%	0.7%	0.7%	0.8%
% of FP17s Relating to Continuations	3	323	0.9%	0.8%	0.8%	0.9%
% of Patients satisfied with the dentistry they have received	1	1	N/A	94.1%	93.6%	93.3%
% of Patients satisfied with the time they had to wait for an appointment	1	1	N/A	88.8%	88.8%	88.9%

\* This is based on patients treated on this contract for their most recent course of treatment. Figures in italics indicate the base number of FP17s or Patient Questionnaire responses are less than 100. N/A is shown where the base number of responses is less than 10 during the period. % is calculated as Quantity/Base number\*100

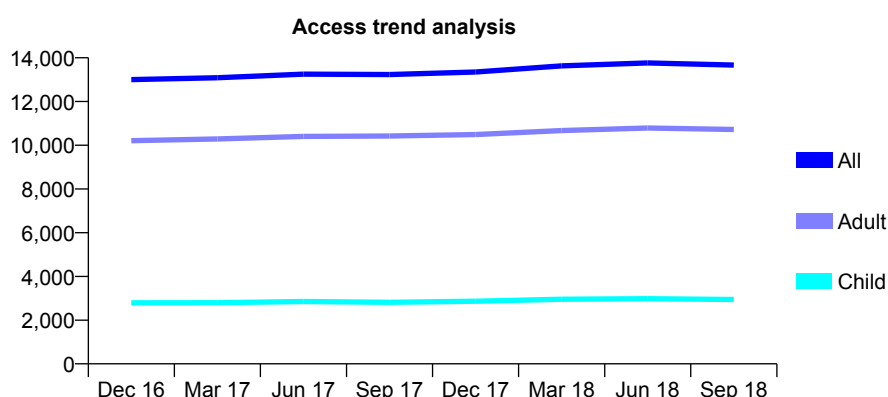
# Q64 - Vital Signs At a Glance Contract Report for 125385/0001 - September 2018

Name or company name	Dr Michael Frain Ltd
Contract type name	GDS Contract
Purpose of contract	General
Contract start date	01/04/2008
Contract end date	

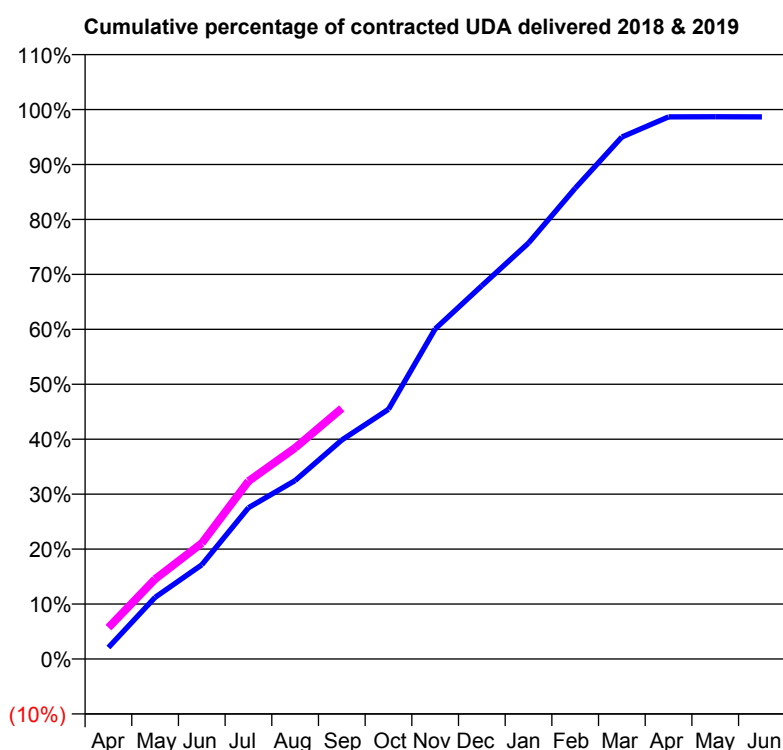
18/19 Contracted general activity (UDA)	35,732
Carry forward general activity (UDA)	0
18/19 Contracted orthodontic activity (UOA)	0
Carry forward orthodontic activity (UOA)	0
Baseline contract value	£808,552.76

## ACCESS\*

Patients seen in 24 months	Total	Change since previous quarter
Quarter ending September 2017	13,236	
Quarter ending December 2017	13,351	→
Quarter ending March 2018	13,631	↑
Quarter ending June 2018	13,767	→
Quarter ending September 2018	13,665	→
<b>Variance since September 2017</b>	<b>3.2%</b>	<b>↑</b>



## ACTIVITY



Adjusted Scheduled Activity (UDA)		
Month	2018	2019
April	754	2,043
May	4,012	5,194
June	6,124	7,527
July	9,836	11,559
August	11,608	13,734
September	14,240	16,294
October	16,241	
November	21,463	
December	24,271	
January	27,053	
February	30,611	
March	33,941	
April	35,253	
May	35,257	
June	35,252	

## QUALITY

	Quantity	Base Number	Contract	AT	Region	England
% of FP17s for the same patient ID Re-attending within 3 months - Children	111	2,294	4.8%	8.7%	11.1%	11.6%
% of FP17s for the same patient ID Re-attending within 3 months - Adults	778	7,790	10.0%	13.1%	15.3%	15.5%
% of FP17s for the same patient ID Re-attending between 3 & 9 months - Children	1,650	2,294	71.9%	61.8%	61.1%	58.8%
% of FP17s for the same patient ID Re-attending between 3 & 9 months - Adults	5,081	7,790	65.2%	52.4%	52.3%	51.1%
% of FP17s for Band 1 Urgent Courses	352	9,400	3.7%	8.3%	9.5%	9.0%
% of FP17s Relating to Free Repair or Replacements	138	9,400	1.5%	0.7%	0.7%	0.8%
% of FP17s Relating to Continuations	107	9,400	1.1%	0.8%	0.8%	0.9%
% of Patients satisfied with the dentistry they have received	18	18	100.0%	94.1%	93.6%	93.3%
% of Patients satisfied with the time they had to wait for an appointment	12	18	66.7%	88.8%	88.8%	88.9%

\* This is based on patients treated on this contract for their most recent course of treatment. Figures in italics indicate the base number of FP17s or Patient Questionnaire responses are less than 100. N/A is shown where the base number of responses is less than 10 during the period. % is calculated as Quantity/Base number\*100

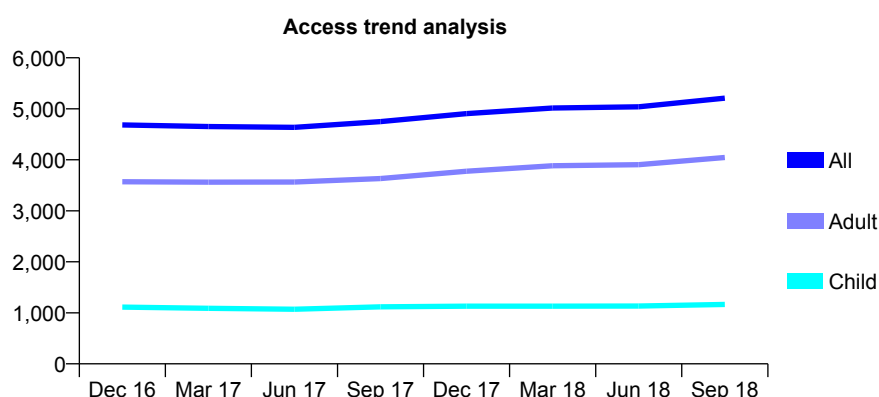
# Q64 - Vital Signs At a Glance Contract Report for 125385/0002 - September 2018

Name or company name	Dr Michael Frain Ltd
Contract type name	GDS Contract
Purpose of contract	General and Orthodontic
Contract start date	01/04/2008
Contract end date	

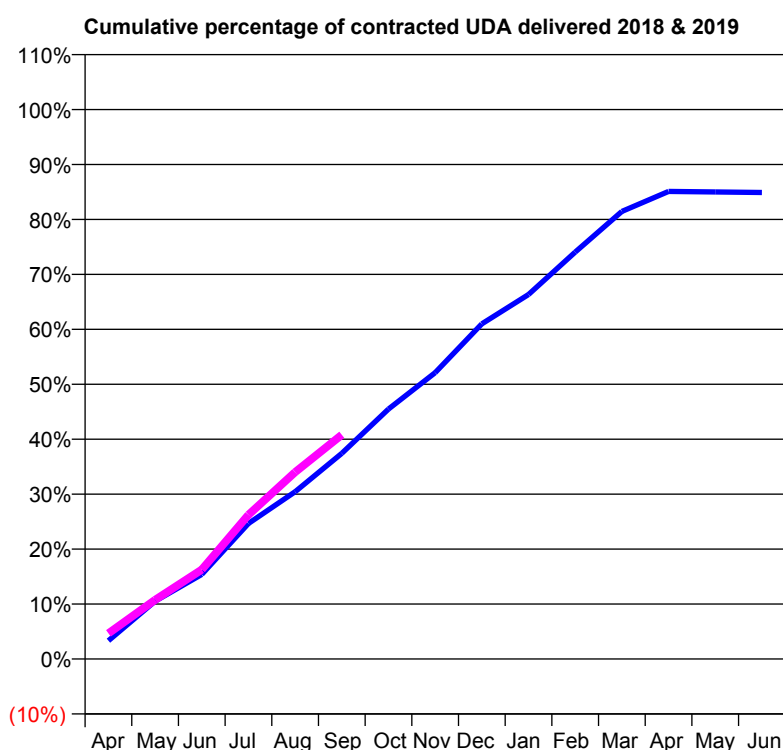
18/19 Contracted general activity (UDA)	14,500
Carry forward general activity (UDA)	0
18/19 Contracted orthodontic activity (UOA)	5,228
Carry forward orthodontic activity (UOA)	0
Baseline contract value	£677,456.33

## ACCESS\*

Patients seen in 24 months	Total	Change since previous quarter
Quarter ending September 2017	4,750	
Quarter ending December 2017	4,907	↑
Quarter ending March 2018	5,015	↑
Quarter ending June 2018	5,038	→
Quarter ending September 2018	5,210	↑
<b>Variance since September 2017</b>	<b>9.7%</b>	<b>↑</b>



## ACTIVITY



Adjusted Scheduled Activity (UDA)		
Month	2018	2019
April	483	678
May	1,524	1,560
June	2,234	2,359
July	3,577	3,806
August	4,415	4,933
September	5,427	5,918
October	6,594	
November	7,558	
December	8,843	
January	9,618	
February	10,739	
March	11,811	
April	12,338	
May	12,325	
June	12,311	

## QUALITY

	Quantity	Base Number	Contract	AT	Region	England
% of FP17s for the same patient ID Re-attending within 3 months - Children	161	1,289	12.5%	8.7%	11.1%	11.6%
% of FP17s for the same patient ID Re-attending within 3 months - Adults	259	3,192	8.1%	13.1%	15.3%	15.5%
% of FP17s for the same patient ID Re-attending between 3 & 9 months - Children	564	1,289	43.8%	61.8%	61.1%	58.8%
% of FP17s for the same patient ID Re-attending between 3 & 9 months - Adults	1,820	3,192	57.0%	52.4%	52.3%	51.1%
% of FP17s for Band 1 Urgent Courses	176	3,721	4.7%	8.3%	9.5%	9.0%
% of FP17s Relating to Free Repair or Replacements	33	3,721	0.9%	0.7%	0.7%	0.8%
% of FP17s Relating to Continuations	16	3,721	0.4%	0.8%	0.8%	0.9%
% of Patients satisfied with the dentistry they have received	12	12	100.0%	94.1%	93.6%	93.3%
% of Patients satisfied with the time they had to wait for an appointment	12	12	100.0%	88.8%	88.8%	88.9%

\* This is based on patients treated on this contract for their most recent course of treatment. Figures in italics indicate the base number of FP17s or Patient Questionnaire responses are less than 100. N/A is shown where the base number of responses is less than 10 during the period. % is calculated as Quantity/Base number\*100



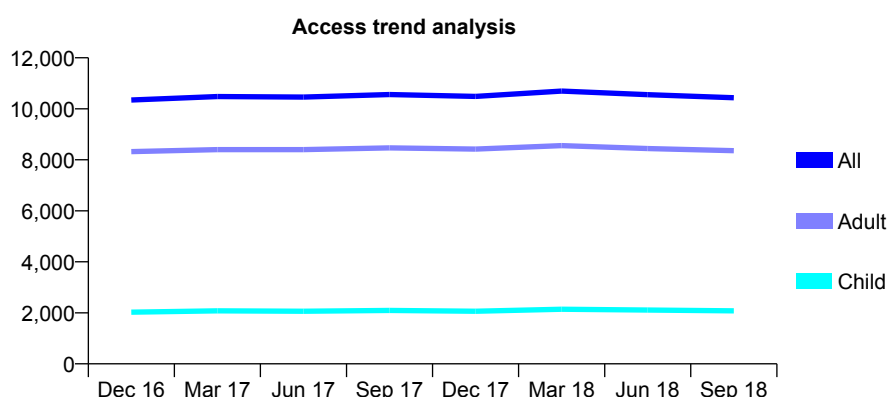
# Q64 - Vital Signs At a Glance Contract Report for 125385/0003 - September 2018

Name or company name	Dr Michael Frain Ltd
Contract type name	GDS Contract
Purpose of contract	General
Contract start date	01/04/2008
Contract end date	

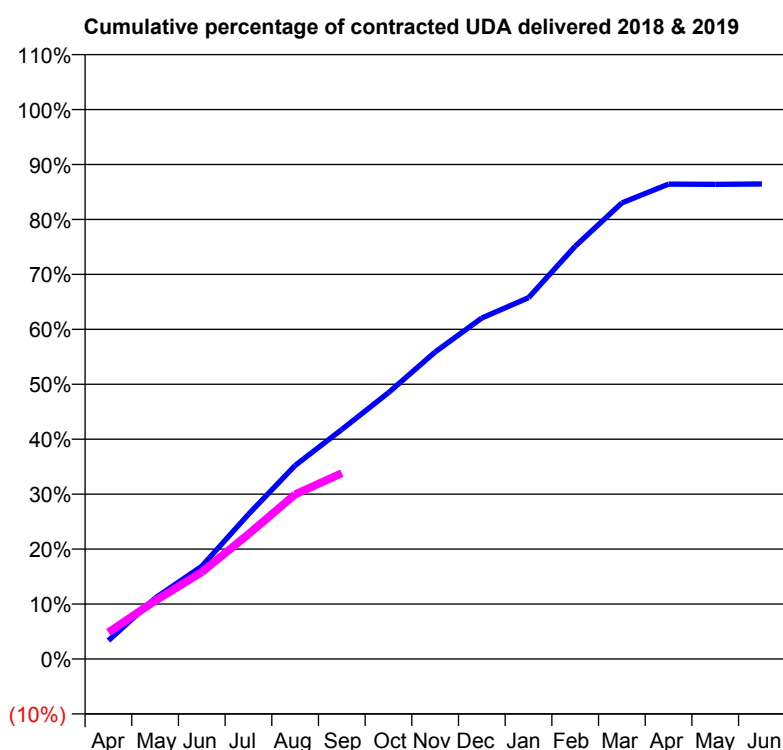
18/19 Contracted general activity (UDA)	32,680
Carry forward general activity (UDA)	0
18/19 Contracted orthodontic activity (UOA)	0
Carry forward orthodontic activity (UOA)	0
Baseline contract value	£907,853.19

## ACCESS\*

Patients seen in 24 months	Total	Change since previous quarter
Quarter ending September 2017	10,561	
Quarter ending December 2017	10,487	→
Quarter ending March 2018	10,697	↑
Quarter ending June 2018	10,554	↓
Quarter ending September 2018	10,436	↓
<b>Variance since September 2017</b>	<b>(1.2%)</b>	<b>↓</b>



## ACTIVITY



Adjusted Scheduled Activity (UDA)		
Month	2018	2019
April	1,095	1,582
May	3,623	3,462
June	5,519	5,169
July	8,608	7,427
August	11,508	9,794
September	13,653	11,052
October	15,841	
November	18,263	
December	20,283	
January	21,486	
February	24,547	
March	27,124	
April	28,242	
May	28,230	
June	28,252	

## QUALITY

	Quantity	Base Number	Contract	AT	Region	England
% of FP17s for the same patient ID Re-attending within 3 months - Children	85	1,425	6.0%	8.7%	11.1%	11.6%
% of FP17s for the same patient ID Re-attending within 3 months - Adults	640	5,053	12.7%	13.1%	15.3%	15.5%
% of FP17s for the same patient ID Re-attending between 3 & 9 months - Children	817	1,425	57.3%	61.8%	61.1%	58.8%
% of FP17s for the same patient ID Re-attending between 3 & 9 months - Adults	2,298	5,053	45.5%	52.4%	52.3%	51.1%
% of FP17s for Band 1 Urgent Courses	515	5,915	8.7%	8.3%	9.5%	9.0%
% of FP17s Relating to Free Repair or Replacements	75	5,915	1.3%	0.7%	0.7%	0.8%
% of FP17s Relating to Continuations	33	5,915	0.6%	0.8%	0.8%	0.9%
% of Patients satisfied with the dentistry they have received	8	9	N/A	94.1%	93.6%	93.3%
% of Patients satisfied with the time they had to wait for an appointment	8	9	N/A	88.8%	88.8%	88.9%

\* This is based on patients treated on this contract for their most recent course of treatment. Figures in italics indicate the base number of FP17s or Patient Questionnaire responses are less than 100. N/A is shown where the base number of responses is less than 10 during the period. % is calculated as Quantity/Base number\*100

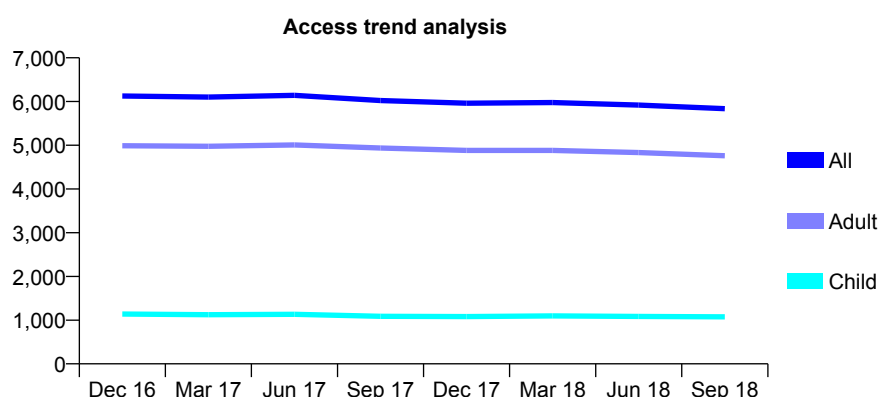
# Q64 - Vital Signs At a Glance Contract Report for 125385/0004 - September 2018

Name or company name	Dr Michael Frain Ltd
Contract type name	GDS Contract
Purpose of contract	General
Contract start date	01/04/2008
Contract end date	

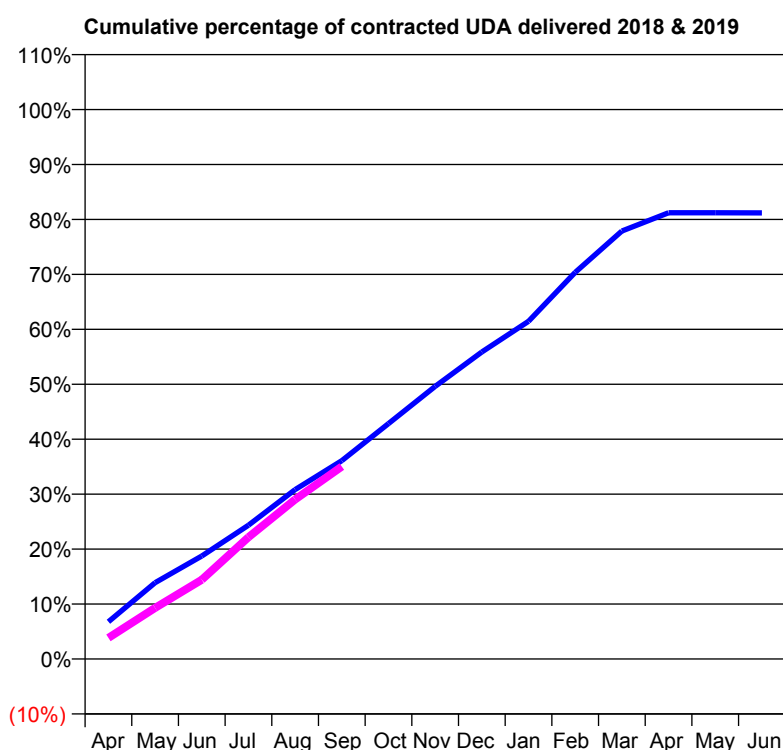
18/19 Contracted general activity (UDA)	19,937
Carry forward general activity (UDA)	0
18/19 Contracted orthodontic activity (UOA)	0
Carry forward orthodontic activity (UOA)	0
Baseline contract value	£531,328.83

## ACCESS\*

Patients seen in 24 months	Total	Change since previous quarter
Quarter ending September 2017	6,023	
Quarter ending December 2017	5,961	↓
Quarter ending March 2018	5,976	→
Quarter ending June 2018	5,918	→
Quarter ending September 2018	5,835	↓
<b>Variance since September 2017</b>	<b>(3.1%)</b>	<b>↓</b>



## ACTIVITY



Adjusted Scheduled Activity (UDA)		
Month	2018	2019
April	1,351	767
May	2,768	1,855
June	3,738	2,875
July	4,855	4,419
August	6,144	5,789
September	7,199	6,982
October	8,541	
November	9,894	
December	11,139	
January	12,251	
February	14,026	
March	15,527	
April	16,190	
May	16,190	
June	16,188	

## QUALITY

	Quantity	Base Number	Contract	AT	Region	England
% of FP17s for the same patient ID Re-attending within 3 months - Children	59	830	7.1%	8.7%	11.1%	11.6%
% of FP17s for the same patient ID Re-attending within 3 months - Adults	517	3,508	14.7%	13.1%	15.3%	15.5%
% of FP17s for the same patient ID Re-attending between 3 & 9 months - Children	537	830	64.7%	61.8%	61.1%	58.8%
% of FP17s for the same patient ID Re-attending between 3 & 9 months - Adults	2,085	3,508	59.4%	52.4%	52.3%	51.1%
% of FP17s for Band 1 Urgent Courses	439	4,038	10.9%	8.3%	9.5%	9.0%
% of FP17s Relating to Free Repair or Replacements	53	4,038	1.3%	0.7%	0.7%	0.8%
% of FP17s Relating to Continuations	13	4,038	0.3%	0.8%	0.8%	0.9%
% of Patients satisfied with the dentistry they have received	6	7	N/A	94.1%	93.6%	93.3%
% of Patients satisfied with the time they had to wait for an appointment	6	7	N/A	88.8%	88.8%	88.9%

\* This is based on patients treated on this contract for their most recent course of treatment. Figures in italics indicate the base number of FP17s or Patient Questionnaire responses are less than 100. N/A is shown where the base number of responses is less than 10 during the period. % is calculated as Quantity/Base number\*100

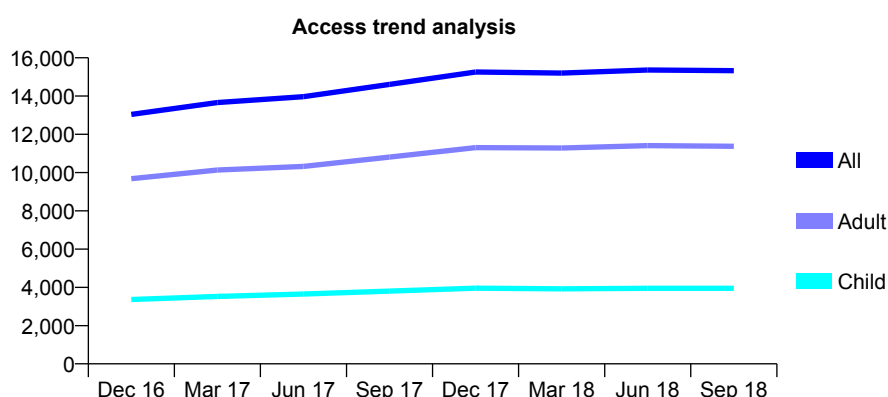
## Q64 - Vital Signs At a Glance Contract Report for 125385/0007 - September 2018

Name or company name	Dr Michael Frain Ltd
Contract type name	GDS Contract
Purpose of contract	General
Contract start date	01/01/2010
Contract end date	

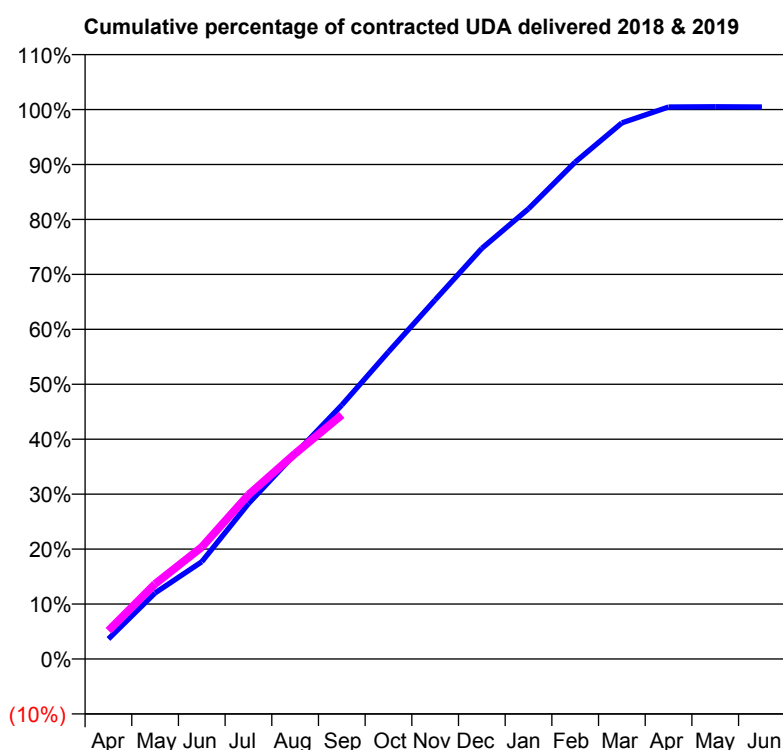
18/19 Contracted general activity (UDA)	40,927
Carry forward general activity (UDA)	0
18/19 Contracted orthodontic activity (UOA)	0
Carry forward orthodontic activity (UOA)	0
Baseline contract value	£1,202,883.30

### ACCESS\*

Patients seen in 24 months	Total	Change since previous quarter
Quarter ending September 2017	14,611	
Quarter ending December 2017	15,260	↑
Quarter ending March 2018	15,203	→
Quarter ending June 2018	15,361	→
Quarter ending September 2018	15,327	→
<b>Variance since September 2017</b>	<b>4.9%</b>	<b>↑</b>



### ACTIVITY



Adjusted Scheduled Activity (UDA)		
Month	2018	2019
April	1,499	2,110
May	4,922	5,597
June	7,249	8,335
July	11,577	12,235
August	15,276	15,298
September	18,917	18,182
October	22,875	
November	26,753	
December	30,581	
January	33,531	
February	37,008	
March	39,935	
April	41,116	
May	41,130	
June	41,116	

### QUALITY

	Quantity	Base Number	Contract	AT	Region	England
% of FP17s for the same patient ID Re-attending within 3 months - Children	190	3,067	6.2%	8.7%	11.1%	11.6%
% of FP17s for the same patient ID Re-attending within 3 months - Adults	655	7,232	9.1%	13.1%	15.3%	15.5%
% of FP17s for the same patient ID Re-attending between 3 & 9 months - Children	1,972	3,067	64.3%	61.8%	61.1%	58.8%
% of FP17s for the same patient ID Re-attending between 3 & 9 months - Adults	3,961	7,232	54.8%	52.4%	52.3%	51.1%
% of FP17s for Band 1 Urgent Courses	424	9,703	4.4%	8.3%	9.5%	9.0%
% of FP17s Relating to Free Repair or Replacements	85	9,703	0.9%	0.7%	0.7%	0.8%
% of FP17s Relating to Continuations	33	9,703	0.3%	0.8%	0.8%	0.9%
% of Patients satisfied with the dentistry they have received	22	24	91.7%	94.1%	93.6%	93.3%
% of Patients satisfied with the time they had to wait for an appointment	24	24	100.0%	88.8%	88.8%	88.9%

\* This is based on patients treated on this contract for their most recent course of treatment. Figures in italics indicate the base number of FP17s or Patient Questionnaire responses are less than 100. N/A is shown where the base number of responses is less than 10 during the period. % is calculated as Quantity/Base number\*100

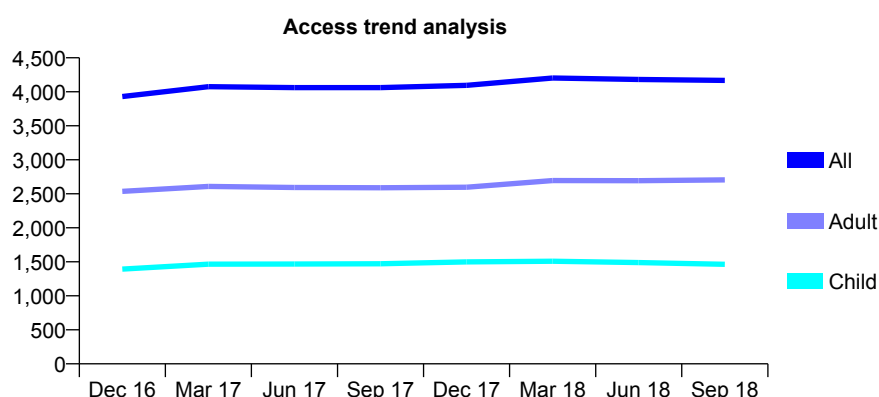
# Q64 - Vital Signs At a Glance Contract Report for 125601/0001 - September 2018

Name or company name	Amesbury Dental Care
Contract type name	GDS Contract
Purpose of contract	General
Contract start date	01/04/2013
Contract end date	

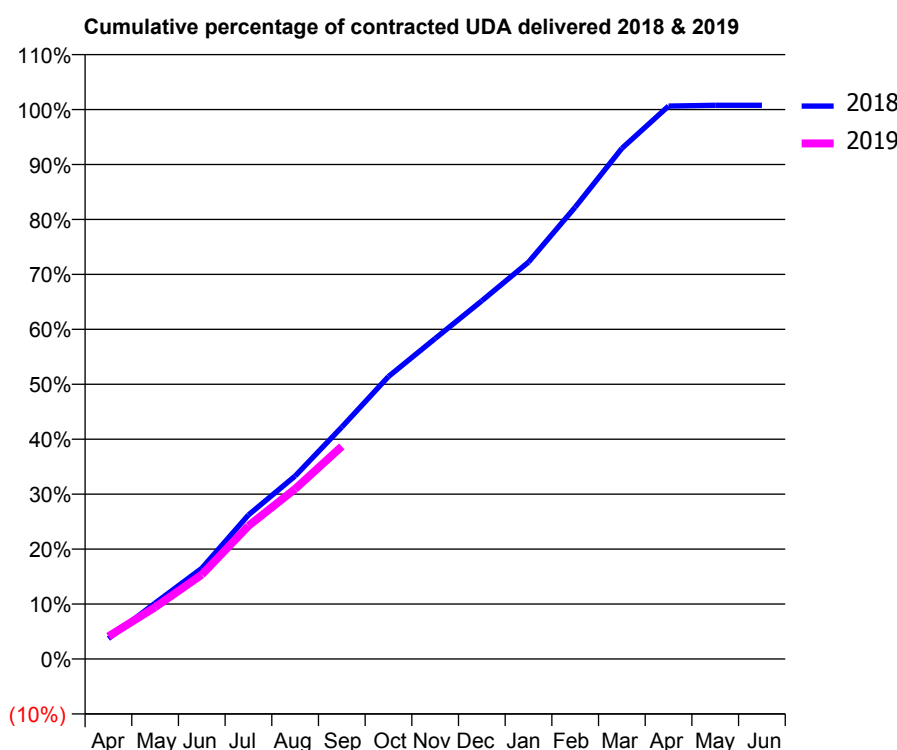
18/19 Contracted general activity (UDA)	10,000
Carry forward general activity (UDA)	0
18/19 Contracted orthodontic activity (UOA)	0
Carry forward orthodontic activity (UOA)	0
Baseline contract value	£263,586.17

## ACCESS\*

Patients seen in 24 months	Total	Change since previous quarter
Quarter ending September 2017	4,061	
Quarter ending December 2017	4,096	→
Quarter ending March 2018	4,203	↑
Quarter ending June 2018	4,182	→
Quarter ending September 2018	4,168	→
<b>Variance since September 2017</b>	<b>2.6%</b>	<b>↑</b>



## ACTIVITY



Adjusted Scheduled Activity (UDA)		
Month	2018	2019
April	373	412
May	1,017	942
June	1,651	1,534
July	2,622	2,422
August	3,331	3,094
September	4,220	3,869
October	5,141	
November	5,833	
December	6,519	
January	7,223	
February	8,224	
March	9,292	
April	10,061	
May	10,076	
June	10,076	

## QUALITY

	Quantity	Base Number	Contract	AT	Region	England
% of FP17s for the same patient ID Re-attending within 3 months - Children	32	993	3.2%	8.7%	11.1%	11.6%
% of FP17s for the same patient ID Re-attending within 3 months - Adults	88	1,335	6.6%	13.1%	15.3%	15.5%
% of FP17s for the same patient ID Re-attending between 3 & 9 months - Children	646	993	65.1%	61.8%	61.1%	58.8%
% of FP17s for the same patient ID Re-attending between 3 & 9 months - Adults	439	1,335	32.9%	52.4%	52.3%	51.1%
% of FP17s for Band 1 Urgent Courses	52	2,044	2.5%	8.3%	9.5%	9.0%
% of FP17s Relating to Free Repair or Replacements	7	2,044	0.3%	0.7%	0.7%	0.8%
% of FP17s Relating to Continuations	28	2,044	1.4%	0.8%	0.8%	0.9%
% of Patients satisfied with the dentistry they have received	2	2	N/A	94.1%	93.6%	93.3%
% of Patients satisfied with the time they had to wait for an appointment	2	2	N/A	88.8%	88.8%	88.9%

\* This is based on patients treated on this contract for their most recent course of treatment. Figures in italics indicate the base number of FP17s or Patient Questionnaire responses are less than 100. N/A is shown where the base number of responses is less than 10 during the period. % is calculated as Quantity/Base number\*100

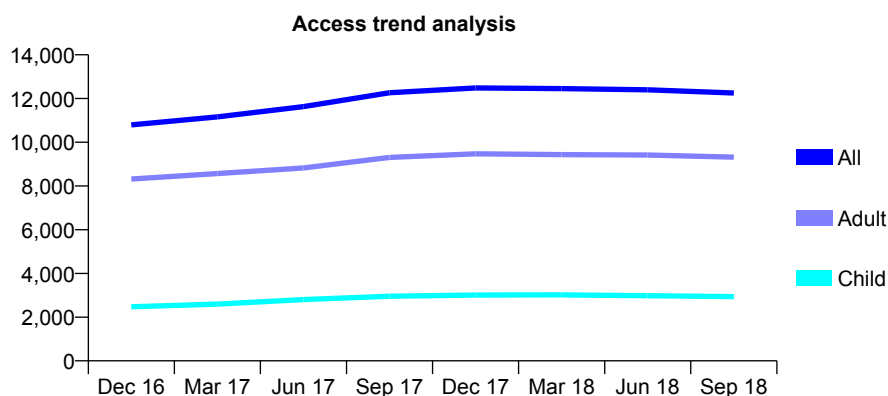
## Q64 - Vital Signs At a Glance Contract Report for 126004/0001 - September 2018

Name or company name	Rodericks Dental Ltd
Contract type name	GDS Contract
Purpose of contract	General
Contract start date	23/10/2008
Contract end date	

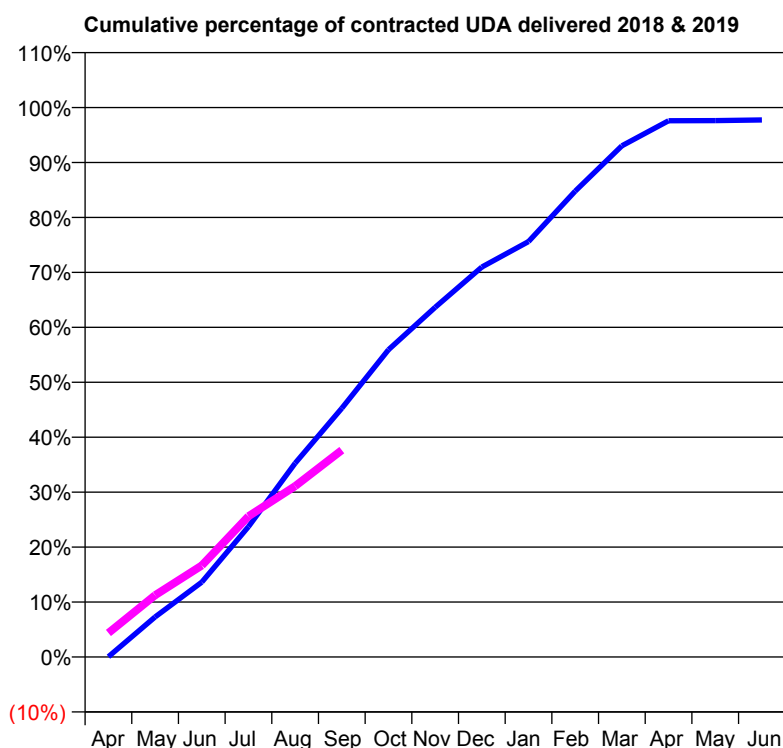
18/19 Contracted general activity (UDA)	32,000
Carry forward general activity (UDA)	0
18/19 Contracted orthodontic activity (UOA)	0
Carry forward orthodontic activity (UOA)	0
Baseline contract value	£737,312.85

### ACCESS\*

Patients seen in 24 months	Total	Change since previous quarter
Quarter ending September 2017	12,263	
Quarter ending December 2017	12,483	→
Quarter ending March 2018	12,454	→
Quarter ending June 2018	12,401	→
Quarter ending September 2018	12,255	↓
<b>Variance since September 2017</b>	<b>(0.1%)</b>	→



### ACTIVITY



Adjusted Scheduled Activity (UDA)		
Month	2018	2019
April	23	1,405
May	2,332	3,597
June	4,357	5,327
July	7,587	8,193
August	11,289	9,954
September	14,490	12,050
October	17,898	
November	20,362	
December	22,709	
January	24,194	
February	27,130	
March	29,771	
April	31,232	
May	31,239	
June	31,275	

### QUALITY

	Quantity	Base Number	Contract	AT	Region	England
% of FP17s for the same patient ID Re-attending within 3 months - Children	129	1,856	7.0%	8.7%	11.1%	11.6%
% of FP17s for the same patient ID Re-attending within 3 months - Adults	804	5,494	14.6%	13.1%	15.3%	15.5%
% of FP17s for the same patient ID Re-attending between 3 & 9 months - Children	1,154	1,856	62.2%	61.8%	61.1%	58.8%
% of FP17s for the same patient ID Re-attending between 3 & 9 months - Adults	2,847	5,494	51.8%	52.4%	52.3%	51.1%
% of FP17s for Band 1 Urgent Courses	997	6,560	15.2%	8.3%	9.5%	9.0%
% of FP17s Relating to Free Repair or Replacements	27	6,560	0.4%	0.7%	0.7%	0.8%
% of FP17s Relating to Continuations	11	6,560	0.2%	0.8%	0.8%	0.9%
% of Patients satisfied with the dentistry they have received	9	9	N/A	94.1%	93.6%	93.3%
% of Patients satisfied with the time they had to wait for an appointment	6	9	N/A	88.8%	88.8%	88.9%

\* This is based on patients treated on this contract for their most recent course of treatment. Figures in italics indicate the base number of FP17s or Patient Questionnaire responses are less than 100. N/A is shown where the base number of responses is less than 10 during the period. % is calculated as Quantity/Base number\*100

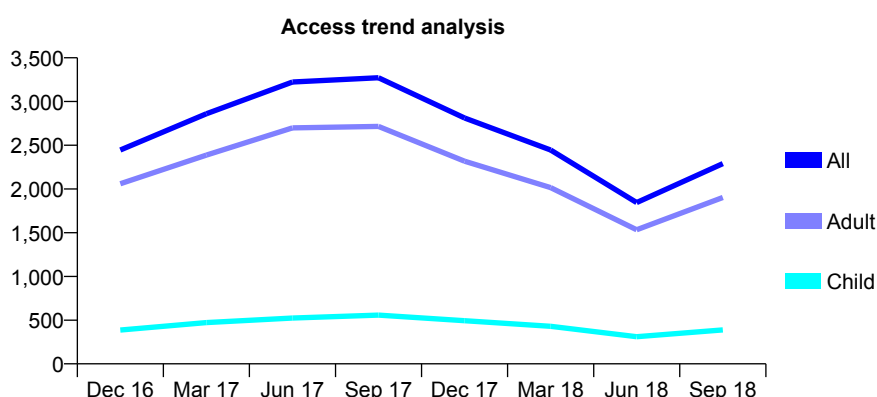
# Q64 - Vital Signs At a Glance Contract Report for 126888/0001 - September 2018

Name or company name	Mr Jiten Doshi
Contract type name	GDS Contract
Purpose of contract	General
Contract start date	01/05/2013
Contract end date	

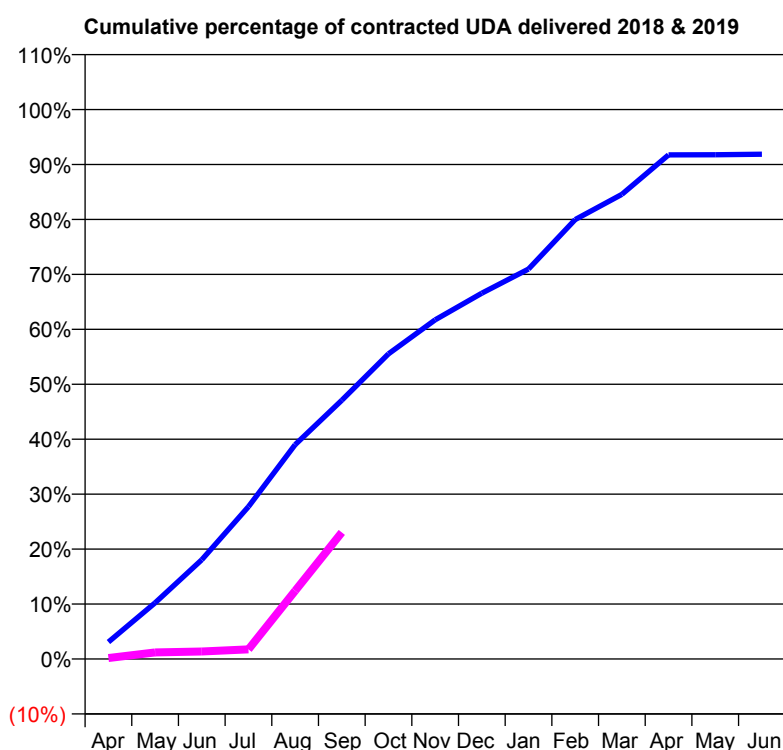
18/19 Contracted general activity (UDA)	8,294
Carry forward general activity (UDA)	0
18/19 Contracted orthodontic activity (UOA)	0
Carry forward orthodontic activity (UOA)	0
Baseline contract value	£177,632.93

## ACCESS\*

Patients seen in 24 months	Total	Change since previous quarter
Quarter ending September 2017	3,272	
Quarter ending December 2017	2,811	↓
Quarter ending March 2018	2,446	↓
Quarter ending June 2018	1,845	↓
Quarter ending September 2018	2,290	↑
<b>Variance since September 2017</b>	<b>(30.0%)</b>	<b>↓</b>



## ACTIVITY



Adjusted Scheduled Activity (UDA)		
Month	2018	2019
April	257	15
May	848	99
June	1,498	114
July	2,299	146
August	3,236	1,030
September	3,906	1,911
October	4,605	
November	5,119	
December	5,523	
January	5,886	
February	6,632	
March	7,013	
April	7,610	
May	7,611	
June	7,619	

## QUALITY

	Quantity	Base Number	Contract	AT	Region	England
% of FP17s for the same patient ID Re-attending within 3 months - Children	7	267	2.6%	8.7%	11.1%	11.6%
% of FP17s for the same patient ID Re-attending within 3 months - Adults	74	1,163	6.4%	13.1%	15.3%	15.5%
% of FP17s for the same patient ID Re-attending between 3 & 9 months - Children	89	267	33.3%	61.8%	61.1%	58.8%
% of FP17s for the same patient ID Re-attending between 3 & 9 months - Adults	265	1,163	22.8%	52.4%	52.3%	51.1%
% of FP17s for Band 1 Urgent Courses	191	1,182	16.2%	8.3%	9.5%	9.0%
% of FP17s Relating to Free Repair or Replacements	2	1,182	0.2%	0.7%	0.7%	0.8%
% of FP17s Relating to Continuations	0	1,182	0.0%	0.8%	0.8%	0.9%
% of Patients satisfied with the dentistry they have received	1	1	N/A	94.1%	93.6%	93.3%
% of Patients satisfied with the time they had to wait for an appointment	1	1	N/A	88.8%	88.8%	88.9%

\* This is based on patients treated on this contract for their most recent course of treatment. Figures in italics indicate the base number of FP17s or Patient Questionnaire responses are less than 100. N/A is shown where the base number of responses is less than 10 during the period. % is calculated as Quantity/Base number\*100

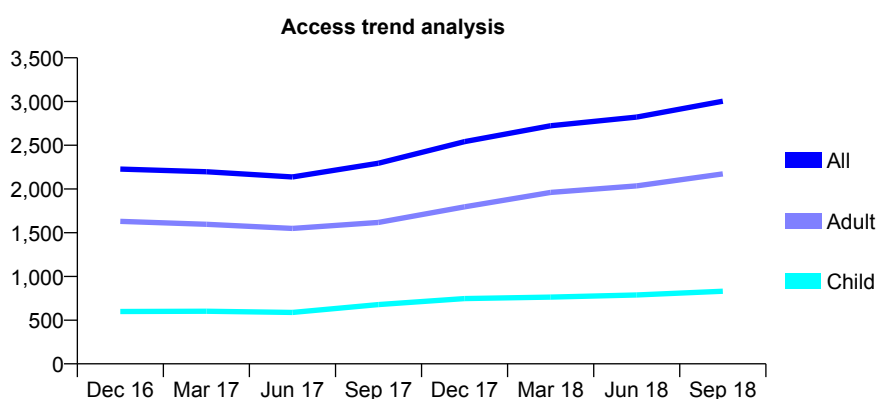
## Q64 - Vital Signs At a Glance Contract Report for 132578/0001 - September 2018

Name or company name	The White Horse Dental Practice
Contract type name	PDS Contract
Purpose of contract	General
Contract start date	01/07/2009
Contract end date	26/06/2019

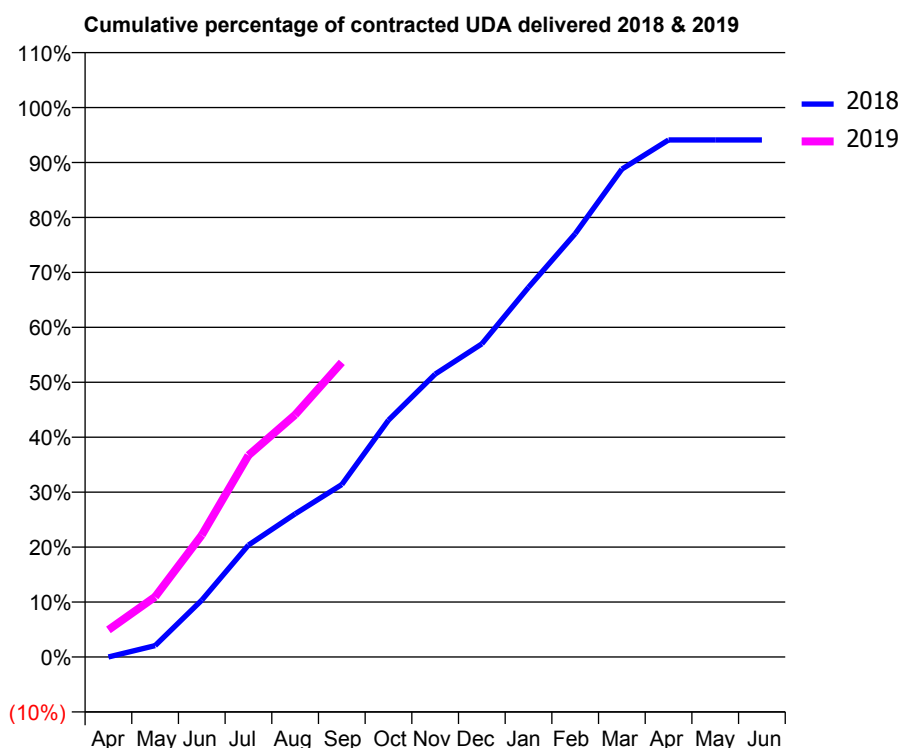
18/19 Contracted general activity (UDA)	9,724
Carry forward general activity (UDA)	0
18/19 Contracted orthodontic activity (UOA)	0
Carry forward orthodontic activity (UOA)	0
Baseline contract value	£239,180.04

### ACCESS\*

Patients seen in 24 months	Total	Change since previous quarter
Quarter ending September 2017	2,295	
Quarter ending December 2017	2,541	↑
Quarter ending March 2018	2,723	↑
Quarter ending June 2018	2,822	↑
Quarter ending September 2018	3,003	↑
<b>Variance since September 2017</b>	<b>30.8%</b>	<b>↑</b>



### ACTIVITY



Adjusted Scheduled Activity (UDA)		
Month	2018	2019
April	0	481
May	198	1,065
June	982	2,158
July	1,933	3,570
August	2,470	4,287
September	2,976	5,213
October	4,087	
November	4,881	
December	5,405	
January	6,379	
February	7,306	
March	8,418	
April	8,923	
May	8,923	
June	8,923	

### QUALITY

	Quantity	Base Number	Contract	AT	Region	England
% of FP17s for the same patient ID Re-attending within 3 months - Children	38	624	6.1%	8.7%	11.1%	11.6%
% of FP17s for the same patient ID Re-attending within 3 months - Adults	332	1,686	19.7%	13.1%	15.3%	15.5%
% of FP17s for the same patient ID Re-attending between 3 & 9 months - Children	381	624	61.1%	61.8%	61.1%	58.8%
% of FP17s for the same patient ID Re-attending between 3 & 9 months - Adults	796	1,686	47.2%	52.4%	52.3%	51.1%
% of FP17s for Band 1 Urgent Courses	157	2,119	7.4%	8.3%	9.5%	9.0%
% of FP17s Relating to Free Repair or Replacements	5	2,119	0.2%	0.7%	0.7%	0.8%
% of FP17s Relating to Continuations	19	2,119	0.9%	0.8%	0.8%	0.9%
% of Patients satisfied with the dentistry they have received	9	9	N/A	94.1%	93.6%	93.3%
% of Patients satisfied with the time they had to wait for an appointment	9	9	N/A	88.8%	88.8%	88.9%

\* This is based on patients treated on this contract for their most recent course of treatment. Figures in italics indicate the base number of FP17s or Patient Questionnaire responses are less than 100. N/A is shown where the base number of responses is less than 10 during the period. % is calculated as Quantity/Base number\*100



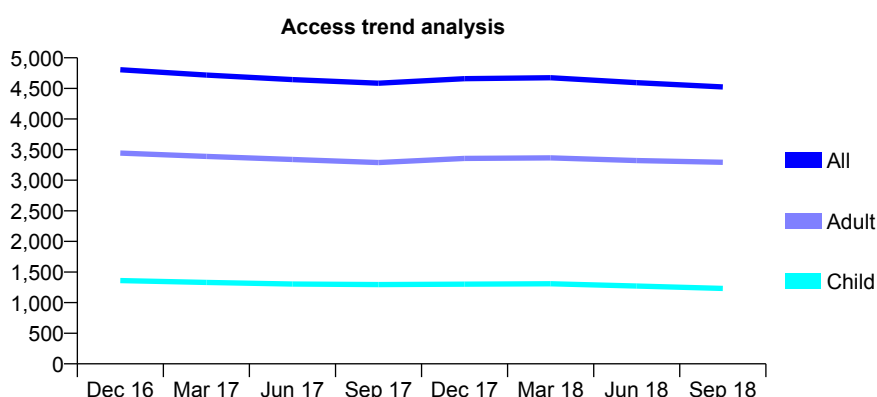
## Q64 - Vital Signs At a Glance Contract Report for 134333/0001 - September 2018

Name or company name	Chantry Dental Practice
Contract type name	GDS Contract
Purpose of contract	General
Contract start date	01/04/2006
Contract end date	

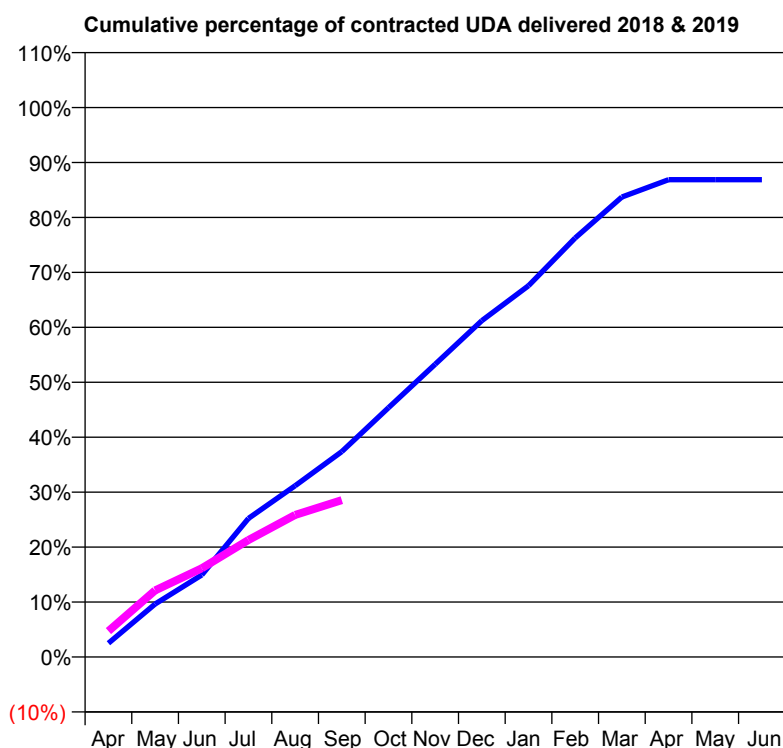
18/19 Contracted general activity (UDA)	13,445
Carry forward general activity (UDA)	0
18/19 Contracted orthodontic activity (UOA)	0
Carry forward orthodontic activity (UOA)	0
Baseline contract value	£361,911.76

### ACCESS\*

Patients seen in 24 months	Total	Change since previous quarter
Quarter ending September 2017	4,584	
Quarter ending December 2017	4,658	→
Quarter ending March 2018	4,675	→
Quarter ending June 2018	4,594	↓
Quarter ending September 2018	4,525	↓
<b>Variance since September 2017</b>	<b>(1.3%)</b>	<b>↓</b>



### ACTIVITY



Adjusted Scheduled Activity (UDA)		
Month	2018	2019
April	338	635
May	1,297	1,629
June	2,010	2,171
July	3,391	2,864
August	4,192	3,476
September	5,025	3,838
October	6,099	
November	7,164	
December	8,231	
January	9,085	
February	10,252	
March	11,255	
April	11,679	
May	11,679	
June	11,679	

### QUALITY

	Quantity	Base Number	Contract	AT	Region	England
% of FP17s for the same patient ID Re-attending within 3 months - Children	46	699	6.6%	8.7%	11.1%	11.6%
% of FP17s for the same patient ID Re-attending within 3 months - Adults	189	1,463	12.9%	13.1%	15.3%	15.5%
% of FP17s for the same patient ID Re-attending between 3 & 9 months - Children	433	699	61.9%	61.8%	61.1%	58.8%
% of FP17s for the same patient ID Re-attending between 3 & 9 months - Adults	609	1,463	41.6%	52.4%	52.3%	51.1%
% of FP17s for Band 1 Urgent Courses	188	1,949	9.6%	8.3%	9.5%	9.0%
% of FP17s Relating to Free Repair or Replacements	11	1,949	0.6%	0.7%	0.7%	0.8%
% of FP17s Relating to Continuations	36	1,949	1.8%	0.8%	0.8%	0.9%
% of Patients satisfied with the dentistry they have received	11	11	100.0%	94.1%	93.6%	93.3%
% of Patients satisfied with the time they had to wait for an appointment	11	11	100.0%	88.8%	88.8%	88.9%

\* This is based on patients treated on this contract for their most recent course of treatment. Figures in italics indicate the base number of FP17s or Patient Questionnaire responses are less than 100. N/A is shown where the base number of responses is less than 10 during the period. % is calculated as Quantity/Base number\*100

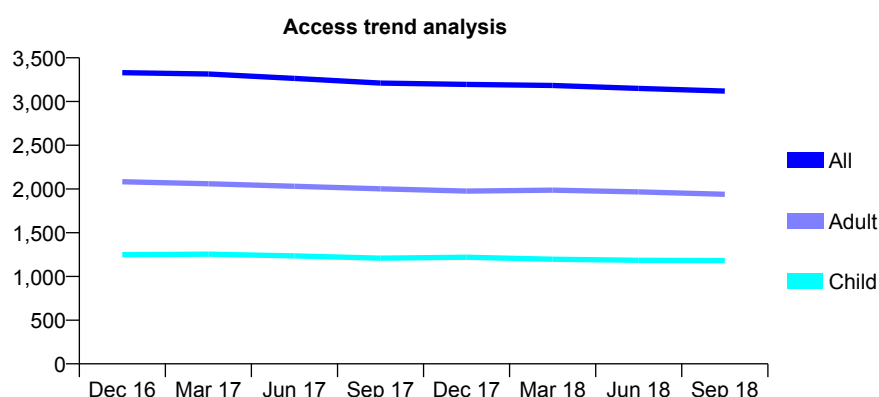
# Q64 - Vital Signs At a Glance Contract Report for 135011/0001 - September 2018

Name or company name	Wyllye Valley Dentistry Limited
Contract type name	GDS Contract
Purpose of contract	General
Contract start date	01/04/2008
Contract end date	

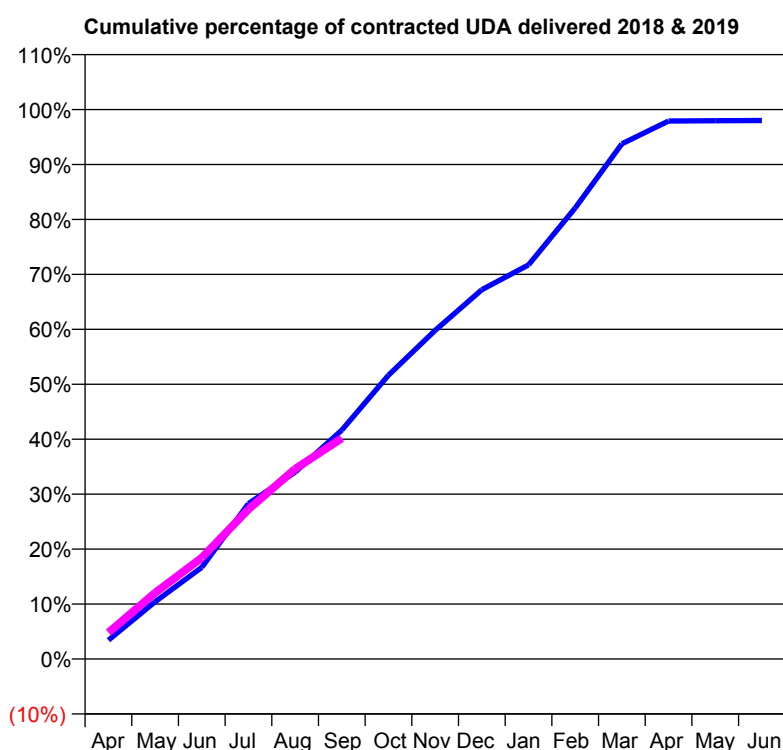
18/19 Contracted general activity (UDA)	7,374
Carry forward general activity (UDA)	0
18/19 Contracted orthodontic activity (UOA)	0
Carry forward orthodontic activity (UOA)	0
Baseline contract value	£171,050.40

## ACCESS\*

Patients seen in 24 months	Total	Change since previous quarter
Quarter ending September 2017	3,211	
Quarter ending December 2017	3,195	→
Quarter ending March 2018	3,183	→
Quarter ending June 2018	3,150	↓
Quarter ending September 2018	3,120	→
<b>Variance since September 2017</b>	<b>(2.8%)</b>	<b>↓</b>



## ACTIVITY



Adjusted Scheduled Activity (UDA)		
Month	2018	2019
April	254	356
May	769	889
June	1,230	1,358
July	2,085	2,009
August	2,508	2,550
September	3,072	2,963
October	3,808	
November	4,410	
December	4,956	
January	5,288	
February	6,054	
March	6,913	
April	7,219	
May	7,223	
June	7,226	

## QUALITY

	Quantity	Base Number	Contract	AT	Region	England
% of FP17s for the same patient ID Re-attending within 3 months - Children	163	1,185	13.8%	8.7%	11.1%	11.6%
% of FP17s for the same patient ID Re-attending within 3 months - Adults	240	1,678	14.3%	13.1%	15.3%	15.5%
% of FP17s for the same patient ID Re-attending between 3 & 9 months - Children	791	1,185	66.8%	61.8%	61.1%	58.8%
% of FP17s for the same patient ID Re-attending between 3 & 9 months - Adults	1,106	1,678	65.9%	52.4%	52.3%	51.1%
% of FP17s for Band 1 Urgent Courses	96	1,936	5.0%	8.3%	9.5%	9.0%
% of FP17s Relating to Free Repair or Replacements	13	1,936	0.7%	0.7%	0.7%	0.8%
% of FP17s Relating to Continuations	4	1,936	0.2%	0.8%	0.8%	0.9%
% of Patients satisfied with the dentistry they have received	6	6	N/A	94.1%	93.6%	93.3%
% of Patients satisfied with the time they had to wait for an appointment	6	6	N/A	88.8%	88.8%	88.9%

\* This is based on patients treated on this contract for their most recent course of treatment. Figures in italics indicate the base number of FP17s or Patient Questionnaire responses are less than 100. N/A is shown where the base number of responses is less than 10 during the period. % is calculated as Quantity/Base number\*100

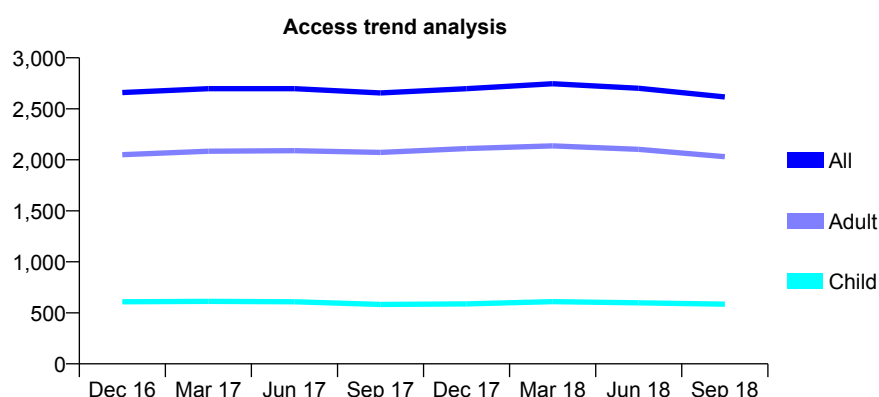
# Q64 - Vital Signs At a Glance Contract Report for 135232/0001 - September 2018

Name or company name	Kennet River Dental Practice
Contract type name	PDS Contract
Purpose of contract	General
Contract start date	01/01/2009
Contract end date	01/01/2019

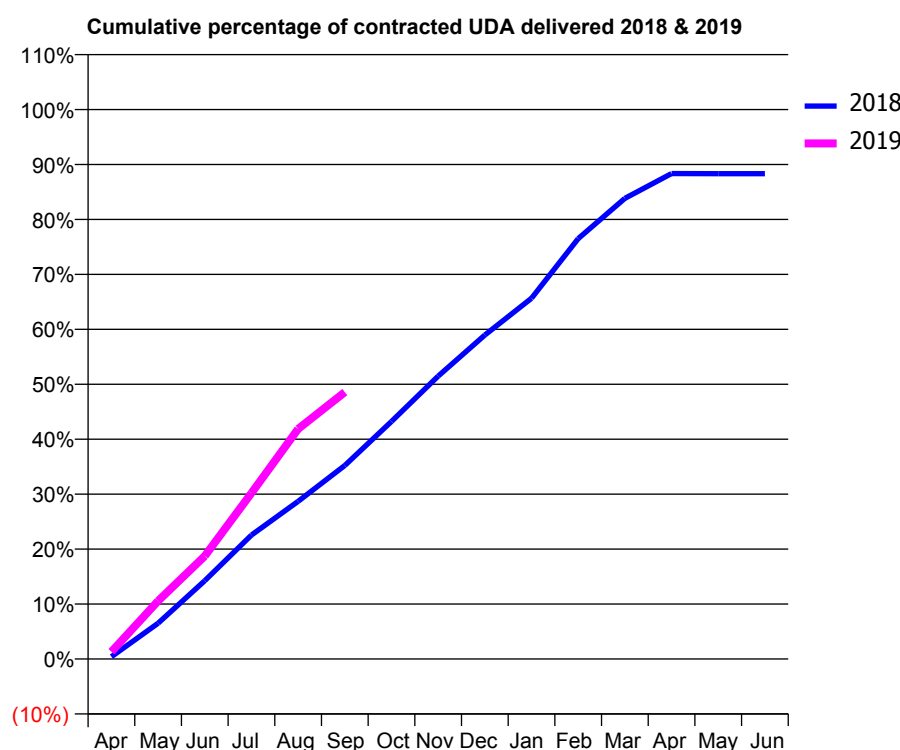
18/19 Contracted general activity (UDA)	5,793
Carry forward general activity (UDA)	0
18/19 Contracted orthodontic activity (UOA)	0
Carry forward orthodontic activity (UOA)	0
Baseline contract value	£132,719.81

## ACCESS\*

Patients seen in 24 months	Total	Change since previous quarter
Quarter ending September 2017	2,656	
Quarter ending December 2017	2,697	→
Quarter ending March 2018	2,746	→
Quarter ending June 2018	2,701	↓
Quarter ending September 2018	2,616	↓
<b>Variance since September 2017</b>	<b>(1.5%)</b>	<b>↓</b>



## ACTIVITY



Adjusted Scheduled Activity (UDA)		
Month	2018	2019
April	33	76
May	501	612
June	1,097	1,086
July	1,736	1,750
August	2,209	2,426
September	2,710	2,813
October	3,328	
November	3,962	
December	4,536	
January	5,054	
February	5,887	
March	6,451	
April	6,798	
May	6,797	
June	6,797	

## QUALITY

	Quantity	Base Number	Contract	AT	Region	England
% of FP17s for the same patient ID Re-attending within 3 months - Children	29	440	6.6%	8.7%	11.1%	11.6%
% of FP17s for the same patient ID Re-attending within 3 months - Adults	151	1,309	11.5%	13.1%	15.3%	15.5%
% of FP17s for the same patient ID Re-attending between 3 & 9 months - Children	325	440	73.9%	61.8%	61.1%	58.8%
% of FP17s for the same patient ID Re-attending between 3 & 9 months - Adults	721	1,309	55.1%	52.4%	52.3%	51.1%
% of FP17s for Band 1 Urgent Courses	143	1,586	9.0%	8.3%	9.5%	9.0%
% of FP17s Relating to Free Repair or Replacements	9	1,586	0.6%	0.7%	0.7%	0.8%
% of FP17s Relating to Continuations	0	1,586	0.0%	0.8%	0.8%	0.9%
% of Patients satisfied with the dentistry they have received	2	2	N/A	94.1%	93.6%	93.3%
% of Patients satisfied with the time they had to wait for an appointment	2	2	N/A	88.8%	88.8%	88.9%

\* This is based on patients treated on this contract for their most recent course of treatment. Figures in italics indicate the base number of FP17s or Patient Questionnaire responses are less than 100. N/A is shown where the base number of responses is less than 10 during the period. % is calculated as Quantity/Base number\*100

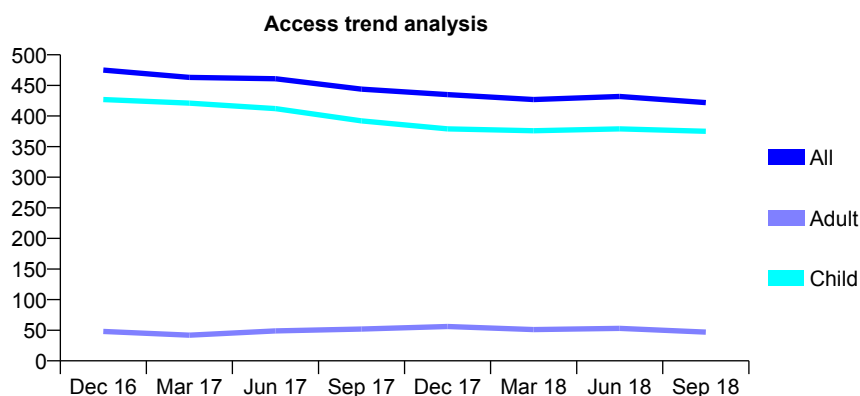
## Q64 - Vital Signs At a Glance Contract Report for 135240/0001 - September 2018

Name or company name	Old College Dental Surgery
Contract type name	GDS Contract
Purpose of contract	General
Contract start date	01/04/2006
Contract end date	

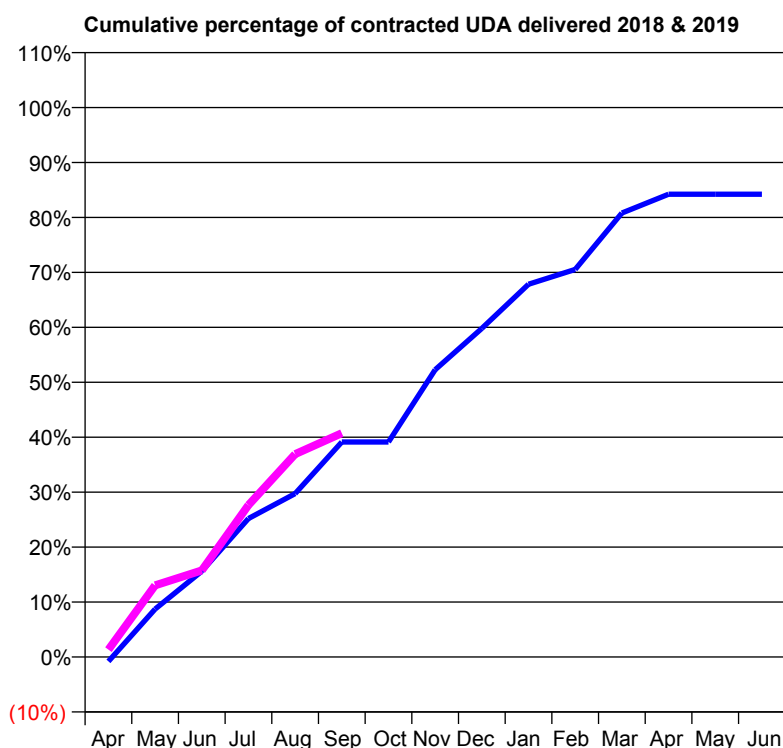
18/19 Contracted general activity (UDA)	1,111
Carry forward general activity (UDA)	0
18/19 Contracted orthodontic activity (UOA)	0
Carry forward orthodontic activity (UOA)	0
Baseline contract value	£25,094.98

### ACCESS\*

Patients seen in 24 months	Total	Change since previous quarter
Quarter ending September 2017	444	
Quarter ending December 2017	435	↓
Quarter ending March 2018	427	↓
Quarter ending June 2018	432	→
Quarter ending September 2018	422	↓
<b>Variance since September 2017</b>	<b>(5.0%)</b>	<b>↓</b>



### ACTIVITY



Adjusted Scheduled Activity (UDA)		
Month	2018	2019
April	-9	15
May	97	145
June	174	175
July	280	307
August	330	410
September	435	453
October	435	
November	581	
December	664	
January	754	
February	784	
March	898	
April	936	
May	936	
June	936	

### QUALITY

	Quantity	Base Number	Contract	AT	Region	England
% of FP17s for the same patient ID Re-attending within 3 months - Children	32	354	9.0%	8.7%	11.1%	11.6%
% of FP17s for the same patient ID Re-attending within 3 months - Adults	0	0	N/A	13.1%	15.3%	15.5%
% of FP17s for the same patient ID Re-attending between 3 & 9 months - Children	244	354	68.9%	61.8%	61.1%	58.8%
% of FP17s for the same patient ID Re-attending between 3 & 9 months - Adults	0	0	N/A	52.4%	52.3%	51.1%
% of FP17s for Band 1 Urgent Courses	18	321	5.6%	8.3%	9.5%	9.0%
% of FP17s Relating to Free Repair or Replacements	0	321	0.0%	0.7%	0.7%	0.8%
% of FP17s Relating to Continuations	0	321	0.0%	0.8%	0.8%	0.9%
% of Patients satisfied with the dentistry they have received	0	0	N/A	94.1%	93.6%	93.3%
% of Patients satisfied with the time they had to wait for an appointment	0	0	N/A	88.8%	88.8%	88.9%

\* This is based on patients treated on this contract for their most recent course of treatment. Figures in italics indicate the base number of FP17s or Patient Questionnaire responses are less than 100. N/A is shown where the base number of responses is less than 10 during the period. % is calculated as Quantity/Base number\*100

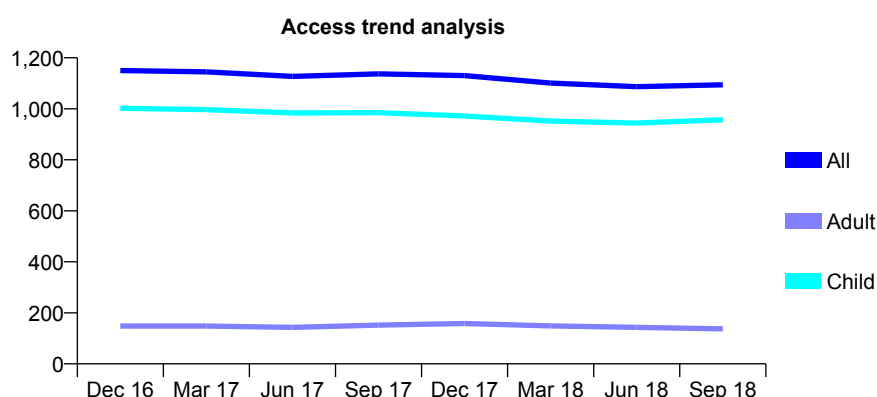
# Q64 - Vital Signs At a Glance Contract Report for 135801/0001 - September 2018

Name or company name	Williams & Sanghera Dental Practice
Contract type name	GDS Contract
Purpose of contract	General
Contract start date	01/04/2006
Contract end date	

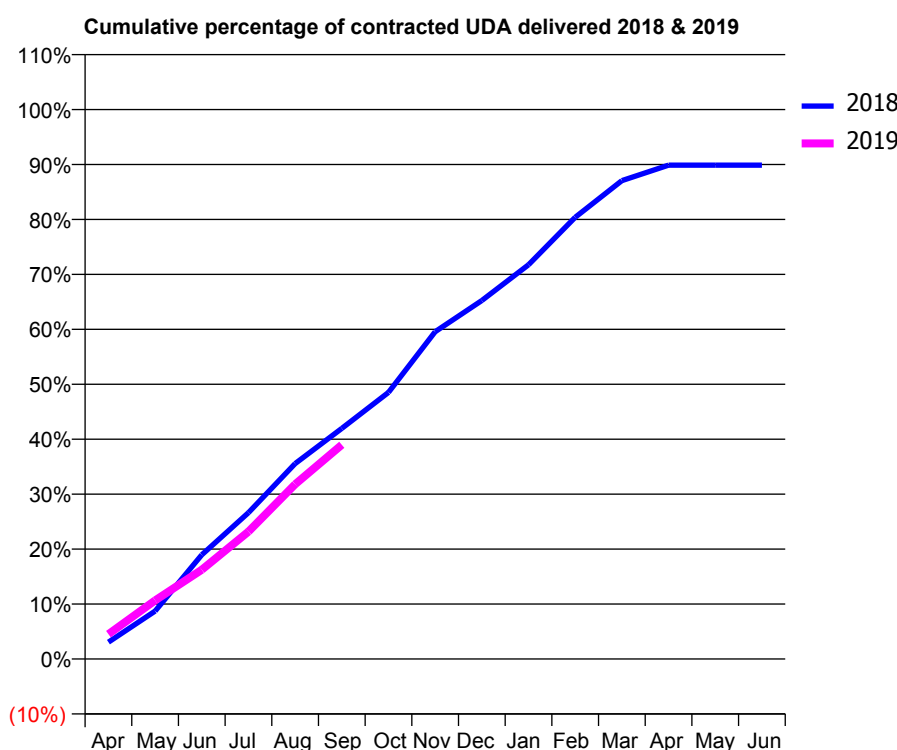
18/19 Contracted general activity (UDA)	2,487
Carry forward general activity (UDA)	0
18/19 Contracted orthodontic activity (UOA)	0
Carry forward orthodontic activity (UOA)	0
Baseline contract value	£60,132.45

## ACCESS\*

Patients seen in 24 months	Total	Change since previous quarter
Quarter ending September 2017	1,137	
Quarter ending December 2017	1,130	→
Quarter ending March 2018	1,101	↓
Quarter ending June 2018	1,087	↓
Quarter ending September 2018	1,094	→
<b>Variance since September 2017</b>	<b>(3.8%)</b>	<b>↓</b>



## ACTIVITY



Adjusted Scheduled Activity (UDA)		
Month	2018	2019
April	76	112
May	217	265
June	472	404
July	662	577
August	884	791
September	1,044	969
October	1,207	
November	1,481	
December	1,623	
January	1,784	
February	1,999	
March	2,165	
April	2,235	
May	2,235	
June	2,235	

## QUALITY

	Quantity	Base Number	Contract	AT	Region	England
% of FP17s for the same patient ID Re-attending within 3 months - Children	48	818	5.9%	8.7%	11.1%	11.6%
% of FP17s for the same patient ID Re-attending within 3 months - Adults	0	0	N/A	13.1%	15.3%	15.5%
% of FP17s for the same patient ID Re-attending between 3 & 9 months - Children	580	818	70.9%	61.8%	61.1%	58.8%
% of FP17s for the same patient ID Re-attending between 3 & 9 months - Adults	0	0	N/A	52.4%	52.3%	51.1%
% of FP17s for Band 1 Urgent Courses	22	766	2.9%	8.3%	9.5%	9.0%
% of FP17s Relating to Free Repair or Replacements	0	766	0.0%	0.7%	0.7%	0.8%
% of FP17s Relating to Continuations	0	766	0.0%	0.8%	0.8%	0.9%
% of Patients satisfied with the dentistry they have received	0	0	N/A	94.1%	93.6%	93.3%
% of Patients satisfied with the time they had to wait for an appointment	0	0	N/A	88.8%	88.8%	88.9%

\* This is based on patients treated on this contract for their most recent course of treatment. Figures in italics indicate the base number of FP17s or Patient Questionnaire responses are less than 100. N/A is shown where the base number of responses is less than 10 during the period. % is calculated as Quantity/Base number\*100

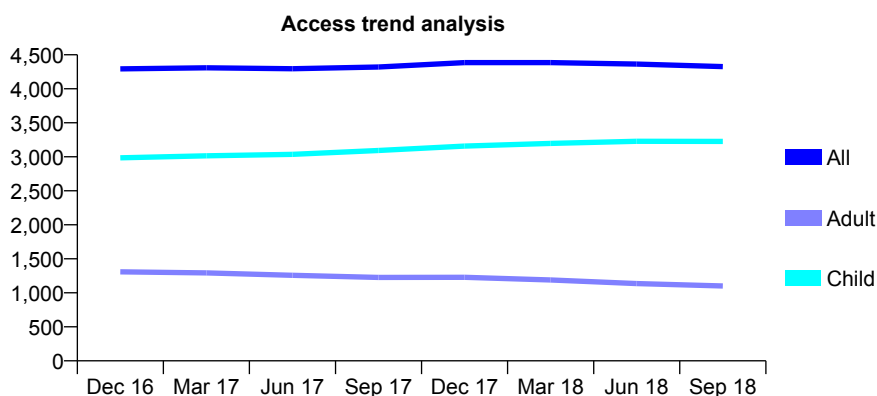
## Q64 - Vital Signs At a Glance Contract Report for 136441/0001 - September 2018

Name or company name	Priory Vale Partnership
Contract type name	GDS Contract
Purpose of contract	General
Contract start date	01/03/2013
Contract end date	

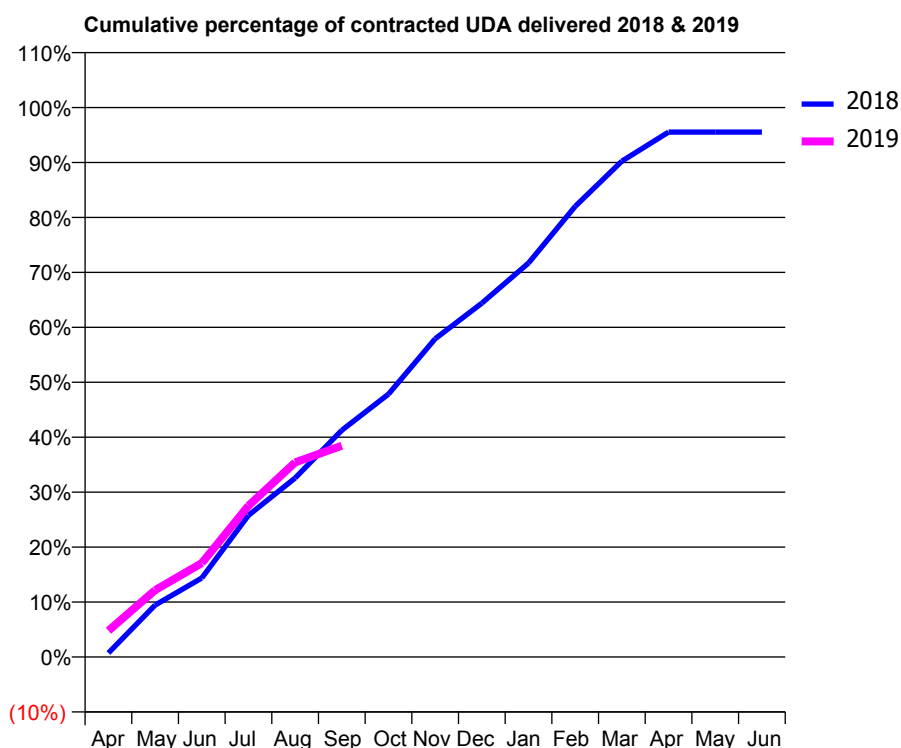
18/19 Contracted general activity (UDA)	10,467
Carry forward general activity (UDA)	0
18/19 Contracted orthodontic activity (UOA)	0
Carry forward orthodontic activity (UOA)	0
Baseline contract value	£259,481.38

### ACCESS\*

Patients seen in 24 months	Total	Change since previous quarter
Quarter ending September 2017	4,320	
Quarter ending December 2017	4,385	→
Quarter ending March 2018	4,386	→
Quarter ending June 2018	4,364	→
Quarter ending September 2018	4,327	→
<b>Variance since September 2017</b>	<b>0.2%</b>	<b>→</b>



### ACTIVITY



Adjusted Scheduled Activity (UDA)		
Month	2018	2019
April	78	503
May	990	1,274
June	1,505	1,790
July	2,698	2,882
August	3,411	3,706
September	4,319	4,024
October	5,009	
November	6,061	
December	6,740	
January	7,505	
February	8,583	
March	9,445	
April	9,999	
May	10,000	
June	10,000	

### QUALITY

	Quantity	Base Number	Contract	AT	Region	England
% of FP17s for the same patient ID Re-attending within 3 months - Children	113	1,992	5.7%	8.7%	11.1%	11.6%
% of FP17s for the same patient ID Re-attending within 3 months - Adults	71	466	15.2%	13.1%	15.3%	15.5%
% of FP17s for the same patient ID Re-attending between 3 & 9 months - Children	1,162	1,992	58.3%	61.8%	61.1%	58.8%
% of FP17s for the same patient ID Re-attending between 3 & 9 months - Adults	217	466	46.6%	52.4%	52.3%	51.1%
% of FP17s for Band 1 Urgent Courses	149	2,251	6.6%	8.3%	9.5%	9.0%
% of FP17s Relating to Free Repair or Replacements	1	2,251	0.0%	0.7%	0.7%	0.8%
% of FP17s Relating to Continuations	0	2,251	0.0%	0.8%	0.8%	0.9%
% of Patients satisfied with the dentistry they have received	1	1	N/A	94.1%	93.6%	93.3%
% of Patients satisfied with the time they had to wait for an appointment	1	1	N/A	88.8%	88.8%	88.9%

\* This is based on patients treated on this contract for their most recent course of treatment. Figures in italics indicate the base number of FP17s or Patient Questionnaire responses are less than 100. N/A is shown where the base number of responses is less than 10 during the period. % is calculated as Quantity/Base number\*100

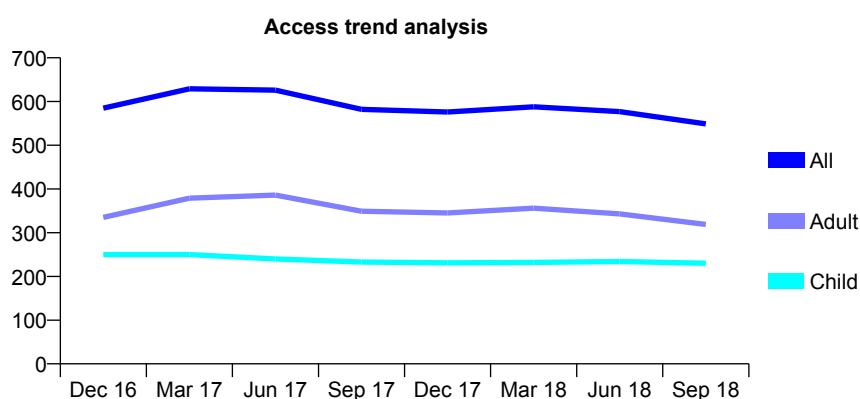
## Q64 - Vital Signs At a Glance Contract Report for 136522/0001 - September 2018

Name or company name	Mr MJ Brown, Saltford Dental Practice
Contract type name	GDS Contract
Purpose of contract	General
Contract start date	30/05/2014
Contract end date	

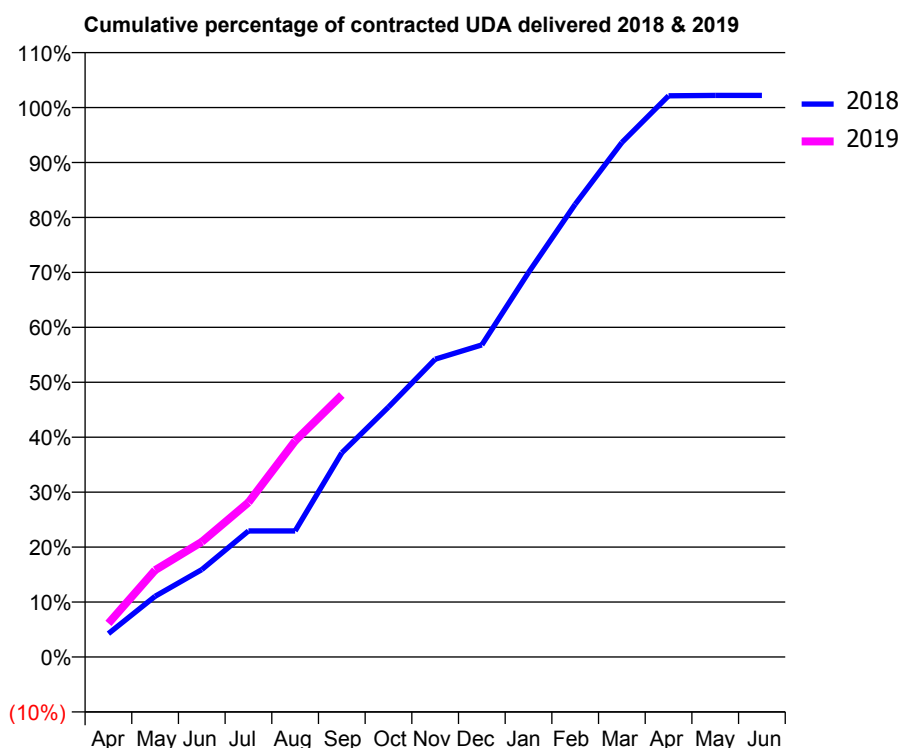
18/19 Contracted general activity (UDA)	1,014
Carry forward general activity (UDA)	0
18/19 Contracted orthodontic activity (UOA)	0
Carry forward orthodontic activity (UOA)	0
Baseline contract value	£26,253.70

### ACCESS\*

Patients seen in 24 months	Total	Change since previous quarter
Quarter ending September 2017	582	
Quarter ending December 2017	576	↓
Quarter ending March 2018	588	↑
Quarter ending June 2018	577	↓
Quarter ending September 2018	549	↓
<b>Variance since September 2017</b>	<b>(5.7%)</b>	<b>↓</b>



### ACTIVITY



Adjusted Scheduled Activity (UDA)		
Month	2018	2019
April	44	62
May	115	160
June	165	212
July	239	285
August	239	399
September	387	483
October	473	
November	564	
December	591	
January	728	
February	857	
March	974	
April	1,062	
May	1,063	
June	1,063	

### QUALITY

	Quantity	Base Number	Contract	AT	Region	England
% of FP17s for the same patient ID Re-attending within 3 months - Children	5	158	3.2%	8.7%	11.1%	11.6%
% of FP17s for the same patient ID Re-attending within 3 months - Adults	16	157	10.2%	13.1%	15.3%	15.5%
% of FP17s for the same patient ID Re-attending between 3 & 9 months - Children	99	158	62.7%	61.8%	61.1%	58.8%
% of FP17s for the same patient ID Re-attending between 3 & 9 months - Adults	80	157	51.0%	52.4%	52.3%	51.1%
% of FP17s for Band 1 Urgent Courses	12	284	4.2%	8.3%	9.5%	9.0%
% of FP17s Relating to Free Repair or Replacements	0	284	0.0%	0.7%	0.7%	0.8%
% of FP17s Relating to Continuations	1	284	0.4%	0.8%	0.8%	0.9%
% of Patients satisfied with the dentistry they have received	7	7	N/A	94.1%	93.6%	93.3%
% of Patients satisfied with the time they had to wait for an appointment	6	7	N/A	88.8%	88.8%	88.9%

\* This is based on patients treated on this contract for their most recent course of treatment. Figures in italics indicate the base number of FP17s or Patient Questionnaire responses are less than 100. N/A is shown where the base number of responses is less than 10 during the period. % is calculated as Quantity/Base number\*100



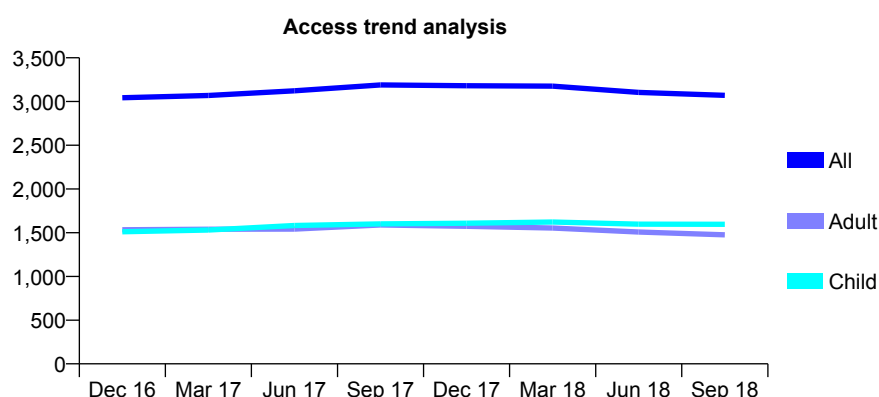
# Q64 - Vital Signs At a Glance Contract Report for 137995/0001 - September 2018

Name or company name	Nelson Street Dental Practice Partnership
Contract type name	GDS Contract
Purpose of contract	General
Contract start date	01/04/2014
Contract end date	

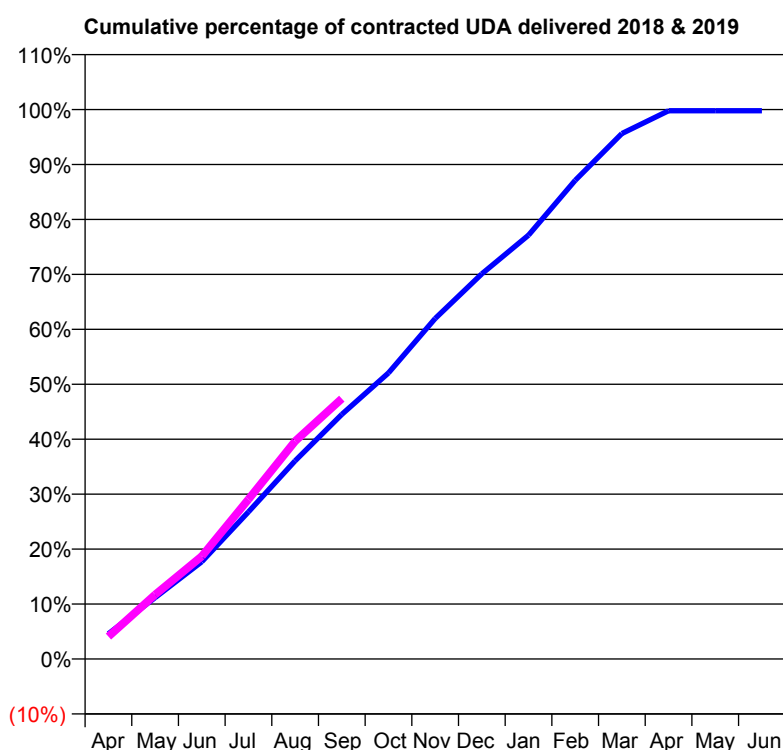
18/19 Contracted general activity (UDA)	8,023
Carry forward general activity (UDA)	0
18/19 Contracted orthodontic activity (UOA)	0
Carry forward orthodontic activity (UOA)	0
Baseline contract value	£187,355.52

## ACCESS\*

Patients seen in 24 months	Total	Change since previous quarter
Quarter ending September 2017	3,190	
Quarter ending December 2017	3,181	→
Quarter ending March 2018	3,176	→
Quarter ending June 2018	3,104	↓
Quarter ending September 2018	3,071	↓
<b>Variance since September 2017</b>	<b>(3.7%)</b>	<b>↓</b>



## ACTIVITY



Adjusted Scheduled Activity (UDA)		
Month	2018	2019
April	368	328
May	897	940
June	1,420	1,499
July	2,148	2,332
August	2,893	3,181
September	3,573	3,801
October	4,176	
November	4,972	
December	5,624	
January	6,188	
February	6,989	
March	7,672	
April	8,005	
May	8,005	
June	8,005	

## QUALITY

	Quantity	Base Number	Contract	AT	Region	England
% of FP17s for the same patient ID Re-attending within 3 months - Children	73	1,192	6.1%	8.7%	11.1%	11.6%
% of FP17s for the same patient ID Re-attending within 3 months - Adults	150	900	16.7%	13.1%	15.3%	15.5%
% of FP17s for the same patient ID Re-attending between 3 & 9 months - Children	821	1,192	68.9%	61.8%	61.1%	58.8%
% of FP17s for the same patient ID Re-attending between 3 & 9 months - Adults	486	900	54.0%	52.4%	52.3%	51.1%
% of FP17s for Band 1 Urgent Courses	106	1,773	6.0%	8.3%	9.5%	9.0%
% of FP17s Relating to Free Repair or Replacements	0	1,773	0.0%	0.7%	0.7%	0.8%
% of FP17s Relating to Continuations	20	1,773	1.1%	0.8%	0.8%	0.9%
% of Patients satisfied with the dentistry they have received	0	0	N/A	94.1%	93.6%	93.3%
% of Patients satisfied with the time they had to wait for an appointment	0	0	N/A	88.8%	88.8%	88.9%

\* This is based on patients treated on this contract for their most recent course of treatment. Figures in italics indicate the base number of FP17s or Patient Questionnaire responses are less than 100. N/A is shown where the base number of responses is less than 10 during the period. % is calculated as Quantity/Base number\*100

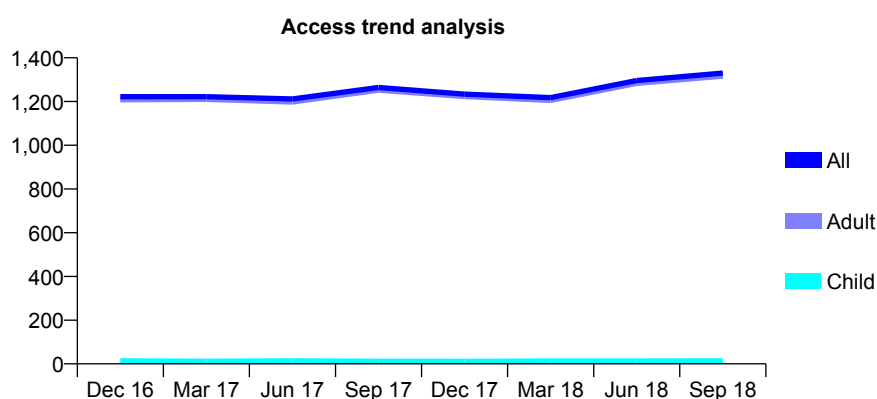
## Q64 - Vital Signs At a Glance Contract Report for 138843/0001 - September 2018

Name or company name	BASDAC LLP
Contract type name	GDS Contract
Purpose of contract	General
Contract start date	01/04/2013
Contract end date	

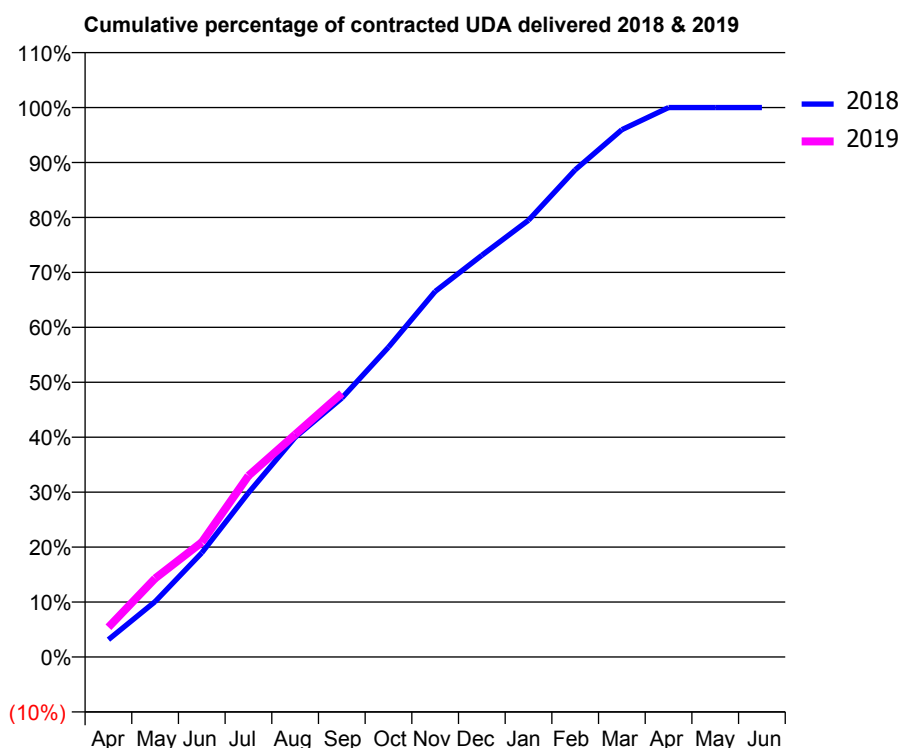
18/19 Contracted general activity (UDA)	3,673
Carry forward general activity (UDA)	0
18/19 Contracted orthodontic activity (UOA)	0
Carry forward orthodontic activity (UOA)	0
Baseline contract value	£222,177.81

### ACCESS\*

Patients seen in 24 months	Total	Change since previous quarter
Quarter ending September 2017	1,264	
Quarter ending December 2017	1,234	↓
Quarter ending March 2018	1,218	↓
Quarter ending June 2018	1,296	↑
Quarter ending September 2018	1,330	↑
<b>Variance since September 2017</b>	<b>5.2%</b>	<b>↑</b>



### ACTIVITY



Adjusted Scheduled Activity (UDA)		
Month	2018	2019
April	106	199
May	337	525
June	633	767
July	998	1,212
August	1,335	1,487
September	1,573	1,763
October	1,883	
November	2,221	
December	2,441	
January	2,654	
February	2,960	
March	3,204	
April	3,339	
May	3,339	
June	3,339	

### QUALITY

	Quantity	Base Number	Contract	AT	Region	England
% of FP17s for the same patient ID Re-attending within 3 months - Children	0	9	0.0%	8.7%	11.1%	11.6%
% of FP17s for the same patient ID Re-attending within 3 months - Adults	1	637	0.2%	13.1%	15.3%	15.5%
% of FP17s for the same patient ID Re-attending between 3 & 9 months - Children	0	9	0.0%	61.8%	61.1%	58.8%
% of FP17s for the same patient ID Re-attending between 3 & 9 months - Adults	6	637	0.9%	52.4%	52.3%	51.1%
% of FP17s for Band 1 Urgent Courses	0	601	0.0%	8.3%	9.5%	9.0%
% of FP17s Relating to Free Repair or Replacements	0	601	0.0%	0.7%	0.7%	0.8%
% of FP17s Relating to Continuations	0	601	0.0%	0.8%	0.8%	0.9%
% of Patients satisfied with the dentistry they have received	0	0	N/A	94.1%	93.6%	93.3%
% of Patients satisfied with the time they had to wait for an appointment	0	0	N/A	88.8%	88.8%	88.9%

\* This is based on patients treated on this contract for their most recent course of treatment. Figures in italics indicate the base number of FP17s or Patient Questionnaire responses are less than 100. N/A is shown where the base number of responses is less than 10 during the period. % is calculated as Quantity/Base number\*100

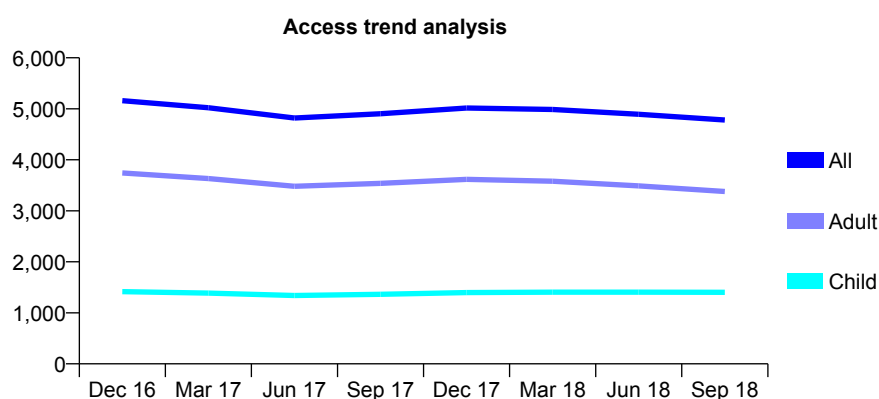
## Q64 - Vital Signs At a Glance Contract Report for 141909/0001 - September 2018

Name or company name	Halton House Dental Centre
Contract type name	GDS Contract
Purpose of contract	General
Contract start date	01/04/2013
Contract end date	

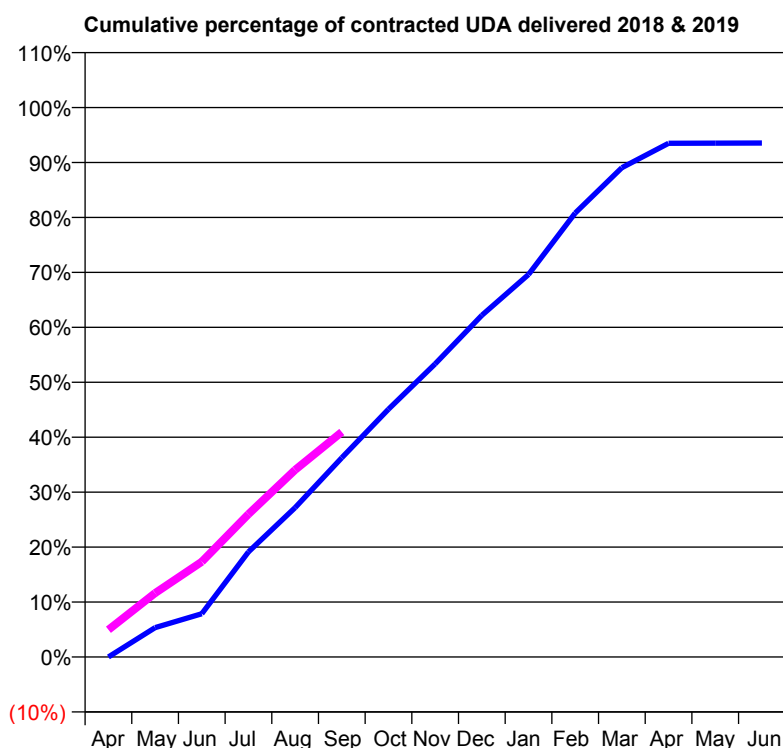
18/19 Contracted general activity (UDA)	14,628
Carry forward general activity (UDA)	0
18/19 Contracted orthodontic activity (UOA)	0
Carry forward orthodontic activity (UOA)	0
Baseline contract value	£384,015.63

### ACCESS\*

Patients seen in 24 months	Total	Change since previous quarter
Quarter ending September 2017	4,902	
Quarter ending December 2017	5,016	↑
Quarter ending March 2018	4,986	→
Quarter ending June 2018	4,893	↓
Quarter ending September 2018	4,780	↓
<b>Variance since September 2017</b>	<b>(2.5%)</b>	<b>↓</b>



### ACTIVITY



Adjusted Scheduled Activity (UDA)		
Month	2018	2019
April	0	726
May	784	1,703
June	1,152	2,535
July	2,800	3,803
August	3,979	4,984
September	5,306	5,992
October	6,598	
November	7,805	
December	9,095	
January	10,184	
February	11,819	
March	13,025	
April	13,675	
May	13,678	
June	13,682	

### QUALITY

	Quantity	Base Number	Contract	AT	Region	England
% of FP17s for the same patient ID Re-attending within 3 months - Children	59	1,067	5.5%	8.7%	11.1%	11.6%
% of FP17s for the same patient ID Re-attending within 3 months - Adults	272	2,239	12.1%	13.1%	15.3%	15.5%
% of FP17s for the same patient ID Re-attending between 3 & 9 months - Children	706	1,067	66.2%	61.8%	61.1%	58.8%
% of FP17s for the same patient ID Re-attending between 3 & 9 months - Adults	1,433	2,239	64.0%	52.4%	52.3%	51.1%
% of FP17s for Band 1 Urgent Courses	189	3,041	6.2%	8.3%	9.5%	9.0%
% of FP17s Relating to Free Repair or Replacements	21	3,041	0.7%	0.7%	0.7%	0.8%
% of FP17s Relating to Continuations	35	3,041	1.2%	0.8%	0.8%	0.9%
% of Patients satisfied with the dentistry they have received	5	5	N/A	94.1%	93.6%	93.3%
% of Patients satisfied with the time they had to wait for an appointment	5	5	N/A	88.8%	88.8%	88.9%

\* This is based on patients treated on this contract for their most recent course of treatment. Figures in italics indicate the base number of FP17s or Patient Questionnaire responses are less than 100. N/A is shown where the base number of responses is less than 10 during the period. % is calculated as Quantity/Base number\*100

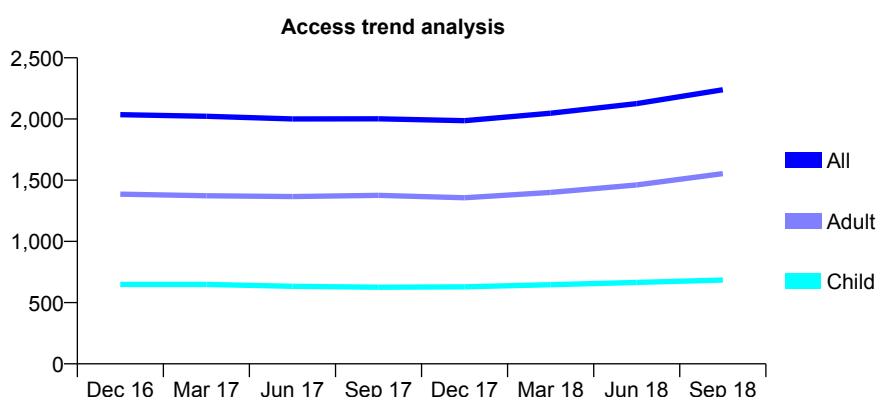
# Q64 - Vital Signs At a Glance Contract Report for 146420/0001 - September 2018

Name or company name	North Way Dental Practice Ltd
Contract type name	GDS Contract
Purpose of contract	General
Contract start date	01/07/2012
Contract end date	

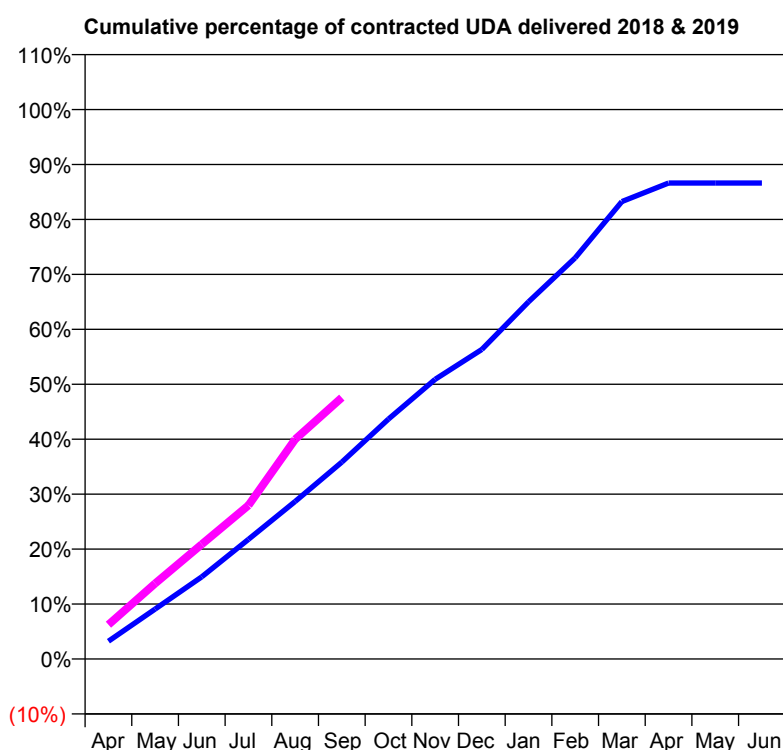
18/19 Contracted general activity (UDA)	6,184
Carry forward general activity (UDA)	0
18/19 Contracted orthodontic activity (UOA)	0
Carry forward orthodontic activity (UOA)	0
Baseline contract value	£223,604.32

## ACCESS\*

Patients seen in 24 months	Total	Change since previous quarter
Quarter ending September 2017	2,002	
Quarter ending December 2017	1,986	→
Quarter ending March 2018	2,047	↑
Quarter ending June 2018	2,126	↑
Quarter ending September 2018	2,239	↑
<b>Variance since September 2017</b>	<b>11.8%</b>	<b>↑</b>



## ACTIVITY



Adjusted Scheduled Activity (UDA)		
Month	2018	2019
April	200	386
May	562	850
June	925	1,292
July	1,347	1,729
August	1,773	2,472
September	2,216	2,943
October	2,701	
November	3,147	
December	3,484	
January	4,019	
February	4,515	
March	5,148	
April	5,356	
May	5,356	
June	5,356	

## QUALITY

	Quantity	Base Number	Contract	AT	Region	England
% of FP17s for the same patient ID Re-attending within 3 months - Children	34	615	5.5%	8.7%	11.1%	11.6%
% of FP17s for the same patient ID Re-attending within 3 months - Adults	127	1,290	9.8%	13.1%	15.3%	15.5%
% of FP17s for the same patient ID Re-attending between 3 & 9 months - Children	414	615	67.3%	61.8%	61.1%	58.8%
% of FP17s for the same patient ID Re-attending between 3 & 9 months - Adults	805	1,290	62.4%	52.4%	52.3%	51.1%
% of FP17s for Band 1 Urgent Courses	45	1,773	2.5%	8.3%	9.5%	9.0%
% of FP17s Relating to Free Repair or Replacements	9	1,773	0.5%	0.7%	0.7%	0.8%
% of FP17s Relating to Continuations	7	1,773	0.4%	0.8%	0.8%	0.9%
% of Patients satisfied with the dentistry they have received	2	2	N/A	94.1%	93.6%	93.3%
% of Patients satisfied with the time they had to wait for an appointment	2	2	N/A	88.8%	88.8%	88.9%

\* This is based on patients treated on this contract for their most recent course of treatment. Figures in italics indicate the base number of FP17s or Patient Questionnaire responses are less than 100. N/A is shown where the base number of responses is less than 10 during the period. % is calculated as Quantity/Base number\*100

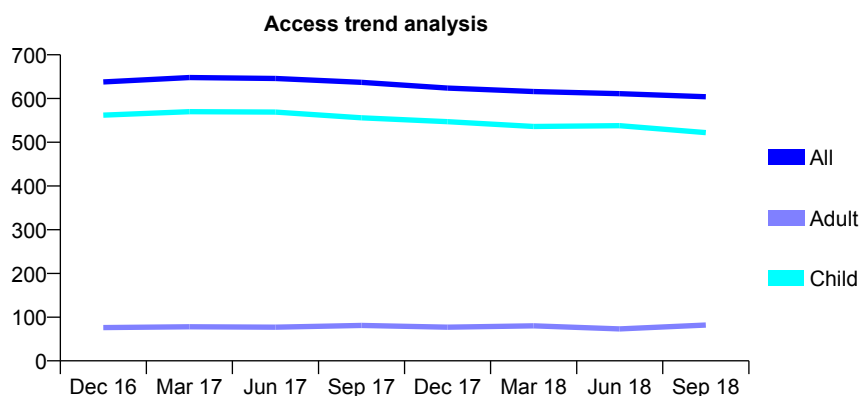
## Q64 - Vital Signs At a Glance Contract Report for 147567/0001 - September 2018

Name or company name	Stonehouse Dental Practice
Contract type name	GDS Contract
Purpose of contract	General
Contract start date	01/11/2012
Contract end date	

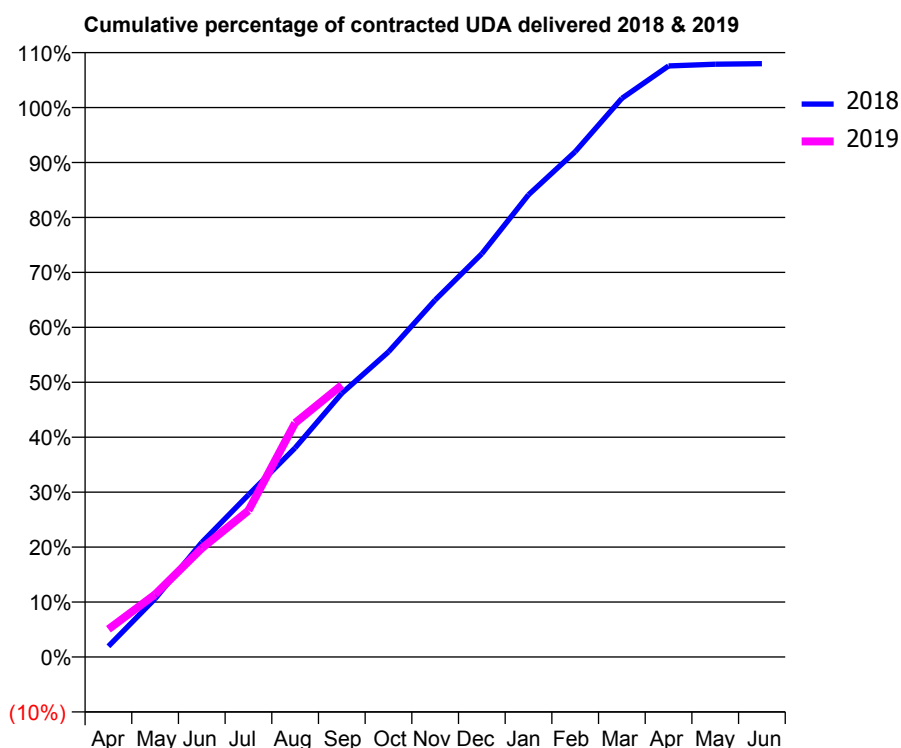
18/19 Contracted general activity (UDA)	970
Carry forward general activity (UDA)	0
18/19 Contracted orthodontic activity (UOA)	0
Carry forward orthodontic activity (UOA)	0
Baseline contract value	£22,169.05

### ACCESS\*

Patients seen in 24 months	Total	Change since previous quarter
Quarter ending September 2017	637	
Quarter ending December 2017	624	↓
Quarter ending March 2018	616	↓
Quarter ending June 2018	611	→
Quarter ending September 2018	604	↓
<b>Variance since September 2017</b>	<b>(5.2%)</b>	<b>↓</b>



### ACTIVITY



Adjusted Scheduled Activity (UDA)		
Month	2018	2019
April	19	49
May	103	111
June	202	192
July	286	259
August	369	413
September	465	480
October	539	
November	630	
December	712	
January	816	
February	892	
March	986	
April	1,043	
May	1,046	
June	1,047	

### QUALITY

	Quantity	Base Number	Contract	AT	Region	England
% of FP17s for the same patient ID Re-attending within 3 months - Children	30	386	7.8%	8.7%	11.1%	11.6%
% of FP17s for the same patient ID Re-attending within 3 months - Adults	1	17	5.9%	13.1%	15.3%	15.5%
% of FP17s for the same patient ID Re-attending between 3 & 9 months - Children	238	386	61.7%	61.8%	61.1%	58.8%
% of FP17s for the same patient ID Re-attending between 3 & 9 months - Adults	9	17	52.9%	52.4%	52.3%	51.1%
% of FP17s for Band 1 Urgent Courses	14	357	3.9%	8.3%	9.5%	9.0%
% of FP17s Relating to Free Repair or Replacements	0	357	0.0%	0.7%	0.7%	0.8%
% of FP17s Relating to Continuations	0	357	0.0%	0.8%	0.8%	0.9%
% of Patients satisfied with the dentistry they have received	1	1	N/A	94.1%	93.6%	93.3%
% of Patients satisfied with the time they had to wait for an appointment	1	1	N/A	88.8%	88.8%	88.9%

\* This is based on patients treated on this contract for their most recent course of treatment. Figures in italics indicate the base number of FP17s or Patient Questionnaire responses are less than 100. N/A is shown where the base number of responses is less than 10 during the period. % is calculated as Quantity/Base number\*100

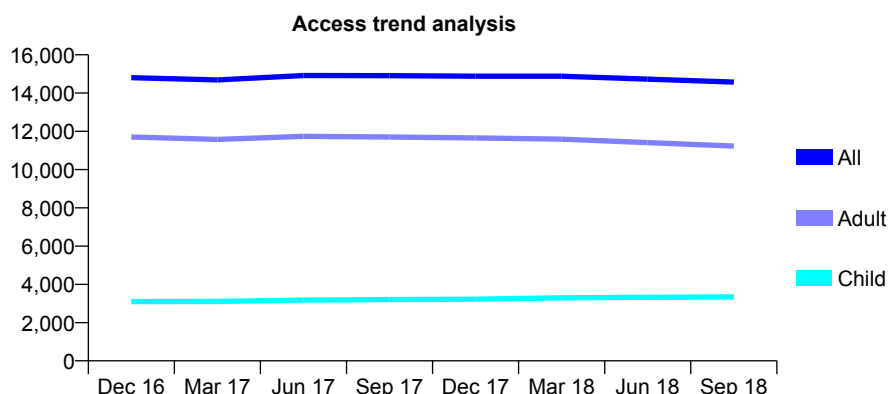
## Q64 - Vital Signs At a Glance Contract Report for 147575/0001 - September 2018

Name or company name	Oriel Villas Dental Surgery
Contract type name	GDS Contract
Purpose of contract	General
Contract start date	01/09/2010
Contract end date	

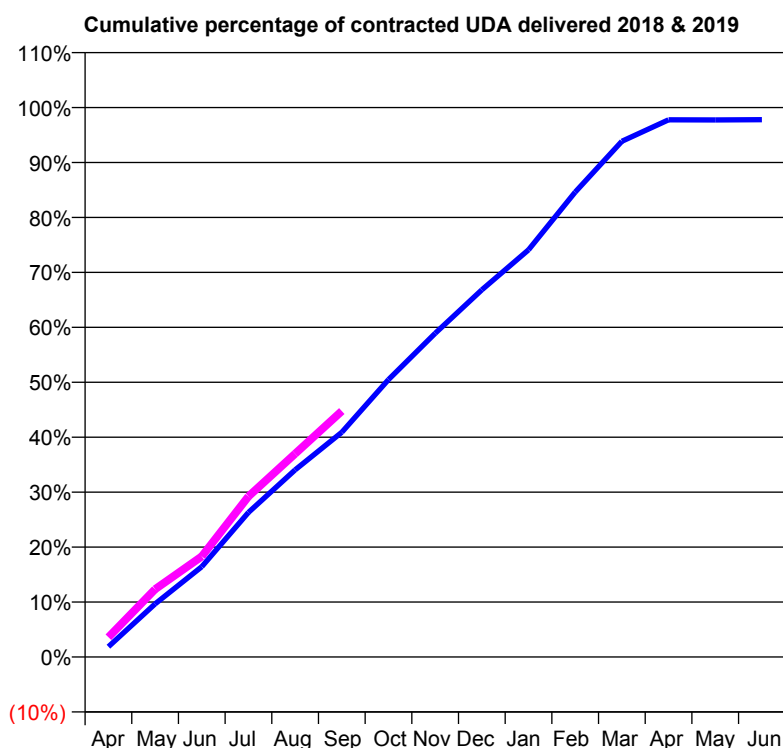
18/19 Contracted general activity (UDA)	35,818
Carry forward general activity (UDA)	0
18/19 Contracted orthodontic activity (UOA)	0
Carry forward orthodontic activity (UOA)	0
Baseline contract value	£859,772.03

### ACCESS\*

Patients seen in 24 months	Total	Change since previous quarter
Quarter ending September 2017	14,909	
Quarter ending December 2017	14,880	→
Quarter ending March 2018	14,882	→
Quarter ending June 2018	14,729	↓
Quarter ending September 2018	14,572	↓
<b>Variance since September 2017</b>	<b>(2.3%)</b>	<b>↓</b>



### ACTIVITY



Adjusted Scheduled Activity (UDA)		
Month	2018	2019
April	677	1,291
May	3,466	4,416
June	5,889	6,560
July	9,427	10,466
August	12,198	13,252
September	14,654	16,029
October	18,083	
November	21,101	
December	23,933	
January	26,542	
February	30,300	
March	33,614	
April	35,015	
May	35,004	
June	35,021	

### QUALITY

	Quantity	Base Number	Contract	AT	Region	England
% of FP17s for the same patient ID Re-attending within 3 months - Children	133	2,159	6.2%	8.7%	11.1%	11.6%
% of FP17s for the same patient ID Re-attending within 3 months - Adults	734	6,486	11.3%	13.1%	15.3%	15.5%
% of FP17s for the same patient ID Re-attending between 3 & 9 months - Children	1,089	2,159	50.4%	61.8%	61.1%	58.8%
% of FP17s for the same patient ID Re-attending between 3 & 9 months - Adults	2,877	6,486	44.4%	52.4%	52.3%	51.1%
% of FP17s for Band 1 Urgent Courses	479	7,673	6.2%	8.3%	9.5%	9.0%
% of FP17s Relating to Free Repair or Replacements	63	7,673	0.8%	0.7%	0.7%	0.8%
% of FP17s Relating to Continuations	22	7,673	0.3%	0.8%	0.8%	0.9%
% of Patients satisfied with the dentistry they have received	12	13	92.3%	94.1%	93.6%	93.3%
% of Patients satisfied with the time they had to wait for an appointment	11	13	84.6%	88.8%	88.8%	88.9%

\* This is based on patients treated on this contract for their most recent course of treatment. Figures in italics indicate the base number of FP17s or Patient Questionnaire responses are less than 100. N/A is shown where the base number of responses is less than 10 during the period. % is calculated as Quantity/Base number\*100

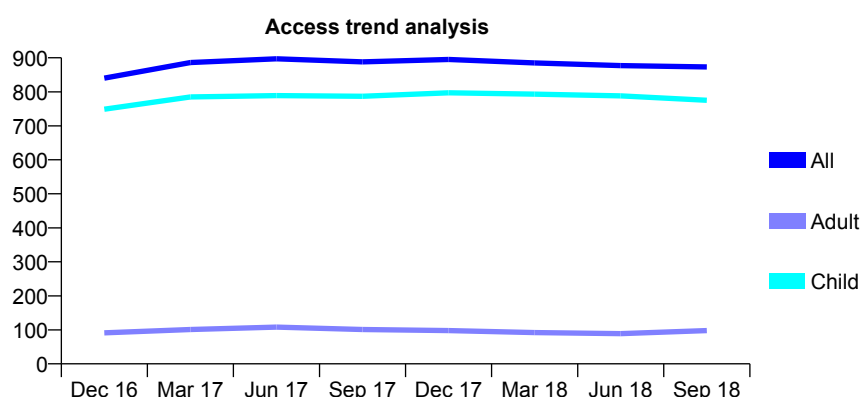
# Q64 - Vital Signs At a Glance Contract Report for 148210/0001 - September 2018

Name or company name	Clarence House Partnership
Contract type name	GDS Contract
Purpose of contract	General
Contract start date	07/04/2015
Contract end date	

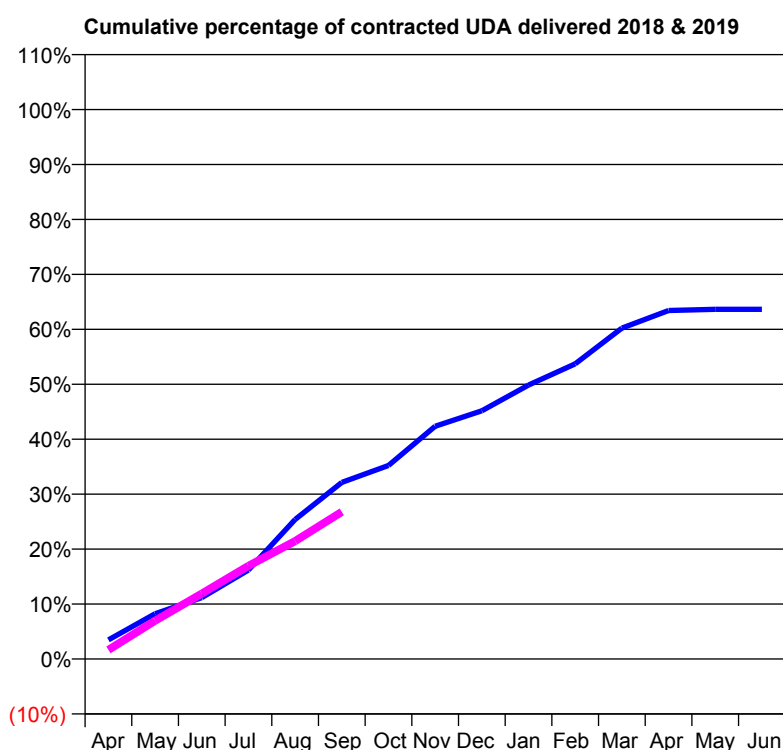
18/19 Contracted general activity (UDA)	3,051
Carry forward general activity (UDA)	0
18/19 Contracted orthodontic activity (UOA)	0
Carry forward orthodontic activity (UOA)	0
Baseline contract value	£80,172.49

## ACCESS\*

Patients seen in 24 months	Total	Change since previous quarter
Quarter ending September 2017	888	
Quarter ending December 2017	895	→
Quarter ending March 2018	885	↓
Quarter ending June 2018	877	→
Quarter ending September 2018	873	→
<b>Variance since September 2017</b>	<b>(1.7%)</b>	<b>↓</b>



## ACTIVITY



Adjusted Scheduled Activity (UDA)		
Month	2018	2019
April	106	51
May	251	213
June	341	363
July	494	517
August	775	655
September	981	817
October	1,075	
November	1,292	
December	1,378	
January	1,521	
February	1,639	
March	1,837	
April	1,935	
May	1,942	
June	1,942	

## QUALITY

	Quantity	Base Number	Contract	AT	Region	England
% of FP17s for the same patient ID Re-attending within 3 months - Children	31	553	5.6%	8.7%	11.1%	11.6%
% of FP17s for the same patient ID Re-attending within 3 months - Adults	0	1	0.0%	13.1%	15.3%	15.5%
% of FP17s for the same patient ID Re-attending between 3 & 9 months - Children	341	553	61.7%	61.8%	61.1%	58.8%
% of FP17s for the same patient ID Re-attending between 3 & 9 months - Adults	1	1	100.0%	52.4%	52.3%	51.1%
% of FP17s for Band 1 Urgent Courses	0	494	0.0%	8.3%	9.5%	9.0%
% of FP17s Relating to Free Repair or Replacements	0	494	0.0%	0.7%	0.7%	0.8%
% of FP17s Relating to Continuations	0	494	0.0%	0.8%	0.8%	0.9%
% of Patients satisfied with the dentistry they have received	0	0	N/A	94.1%	93.6%	93.3%
% of Patients satisfied with the time they had to wait for an appointment	0	0	N/A	88.8%	88.8%	88.9%

\* This is based on patients treated on this contract for their most recent course of treatment. Figures in italics indicate the base number of FP17s or Patient Questionnaire responses are less than 100. N/A is shown where the base number of responses is less than 10 during the period. % is calculated as Quantity/Base number\*100



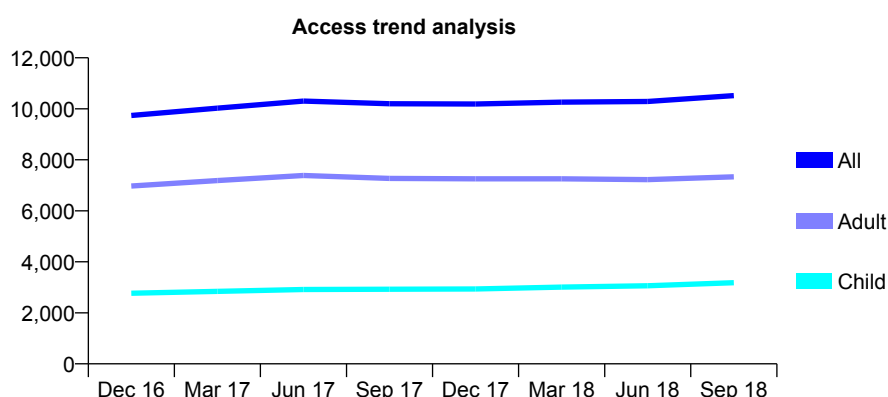
# Q64 - Vital Signs At a Glance Contract Report for 150401/0001 - September 2018

Name or company name	Whitecross Dental care Ltd
Contract type name	GDS Contract
Purpose of contract	General
Contract start date	13/10/2010
Contract end date	

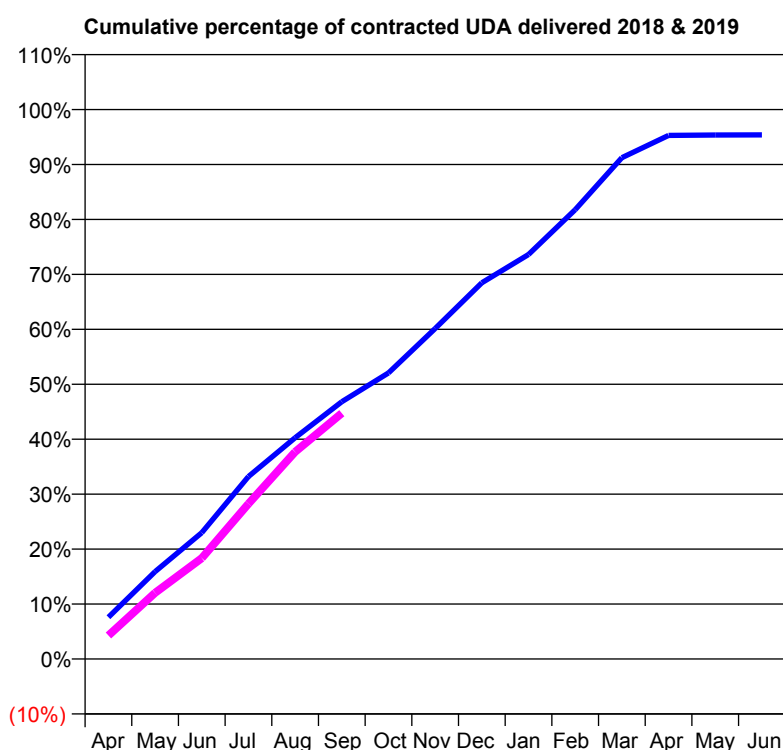
18/19 Contracted general activity (UDA)	25,000
Carry forward general activity (UDA)	0
18/19 Contracted orthodontic activity (UOA)	0
Carry forward orthodontic activity (UOA)	0
Baseline contract value	£622,180.22

## ACCESS\*

Patients seen in 24 months	Total	Change since previous quarter
Quarter ending September 2017	10,197	
Quarter ending December 2017	10,190	→
Quarter ending March 2018	10,264	→
Quarter ending June 2018	10,289	→
Quarter ending September 2018	10,517	↑
<b>Variance since September 2017</b>	<b>3.1%</b>	<b>↑</b>



## ACTIVITY



Adjusted Scheduled Activity (UDA)		
Month	2018	2019
April	1,900	1,071
May	3,979	3,010
June	5,745	4,589
July	8,304	7,063
August	10,067	9,427
September	11,703	11,181
October	13,019	
November	15,039	
December	17,115	
January	18,403	
February	20,440	
March	22,810	
April	23,818	
May	23,841	
June	23,848	

## QUALITY

	Quantity	Base Number	Contract	AT	Region	England
% of FP17s for the same patient ID Re-attending within 3 months - Children	76	2,006	3.8%	8.7%	11.1%	11.6%
% of FP17s for the same patient ID Re-attending within 3 months - Adults	248	3,659	6.8%	13.1%	15.3%	15.5%
% of FP17s for the same patient ID Re-attending between 3 & 9 months - Children	932	2,006	46.5%	61.8%	61.1%	58.8%
% of FP17s for the same patient ID Re-attending between 3 & 9 months - Adults	1,167	3,659	31.9%	52.4%	52.3%	51.1%
% of FP17s for Band 1 Urgent Courses	155	5,203	3.0%	8.3%	9.5%	9.0%
% of FP17s Relating to Free Repair or Replacements	11	5,203	0.2%	0.7%	0.7%	0.8%
% of FP17s Relating to Continuations	57	5,203	1.1%	0.8%	0.8%	0.9%
% of Patients satisfied with the dentistry they have received	15	15	100.0%	94.1%	93.6%	93.3%
% of Patients satisfied with the time they had to wait for an appointment	12	15	80.0%	88.8%	88.8%	88.9%

\* This is based on patients treated on this contract for their most recent course of treatment. Figures in italics indicate the base number of FP17s or Patient Questionnaire responses are less than 100. N/A is shown where the base number of responses is less than 10 during the period. % is calculated as Quantity/Base number\*100

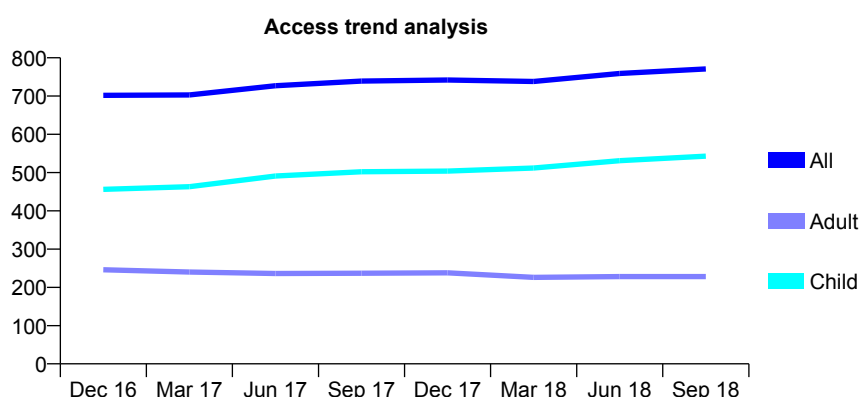
## Q64 - Vital Signs At a Glance Contract Report for 152021/0001 - September 2018

Name or company name	Harptree Dental Surgery
Contract type name	GDS Contract
Purpose of contract	General
Contract start date	01/04/2006
Contract end date	

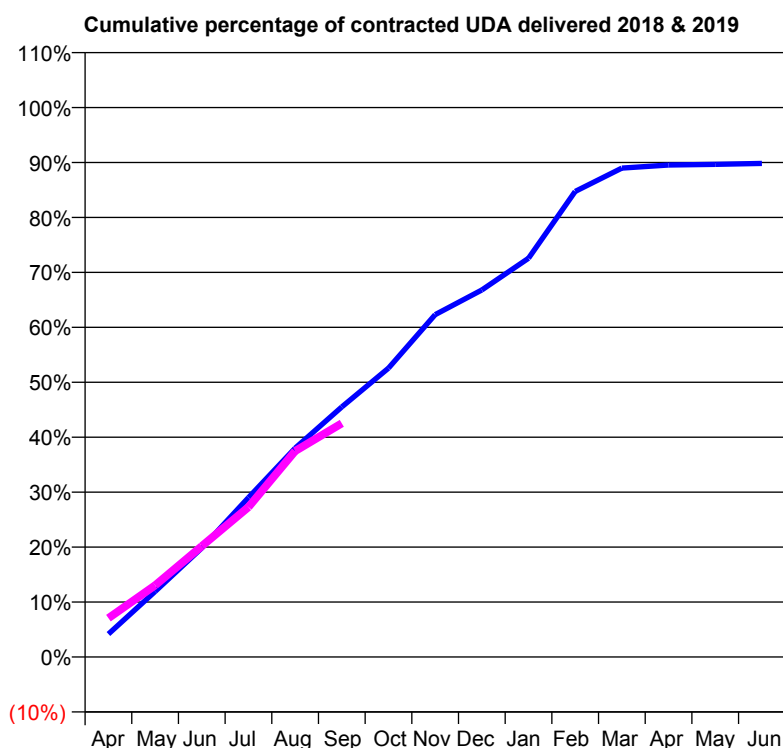
18/19 Contracted general activity (UDA)	1,646
Carry forward general activity (UDA)	0
18/19 Contracted orthodontic activity (UOA)	0
Carry forward orthodontic activity (UOA)	0
Baseline contract value	£39,657.55

### ACCESS\*

Patients seen in 24 months	Total	Change since previous quarter
Quarter ending September 2017	739	
Quarter ending December 2017	742	→
Quarter ending March 2018	738	→
Quarter ending June 2018	759	↑
Quarter ending September 2018	771	→
<b>Variance since September 2017</b>	<b>4.3%</b>	<b>↑</b>



### ACTIVITY



Adjusted Scheduled Activity (UDA)		
Month	2018	2019
April	69	116
May	196	215
June	327	332
July	477	449
August	626	617
September	749	700
October	865	
November	1,026	
December	1,100	
January	1,195	
February	1,395	
March	1,464	
April	1,474	
May	1,476	
June	1,479	

### QUALITY

	Quantity	Base Number	Contract	AT	Region	England
% of FP17s for the same patient ID Re-attending within 3 months - Children	32	453	7.1%	8.7%	11.1%	11.6%
% of FP17s for the same patient ID Re-attending within 3 months - Adults	15	81	18.5%	13.1%	15.3%	15.5%
% of FP17s for the same patient ID Re-attending between 3 & 9 months - Children	312	453	68.9%	61.8%	61.1%	58.8%
% of FP17s for the same patient ID Re-attending between 3 & 9 months - Adults	33	81	40.7%	52.4%	52.3%	51.1%
% of FP17s for Band 1 Urgent Courses	11	514	2.1%	8.3%	9.5%	9.0%
% of FP17s Relating to Free Repair or Replacements	0	514	0.0%	0.7%	0.7%	0.8%
% of FP17s Relating to Continuations	4	514	0.8%	0.8%	0.8%	0.9%
% of Patients satisfied with the dentistry they have received	1	1	N/A	94.1%	93.6%	93.3%
% of Patients satisfied with the time they had to wait for an appointment	1	1	N/A	88.8%	88.8%	88.9%

\* This is based on patients treated on this contract for their most recent course of treatment. Figures in italics indicate the base number of FP17s or Patient Questionnaire responses are less than 100. N/A is shown where the base number of responses is less than 10 during the period. % is calculated as Quantity/Base number\*100

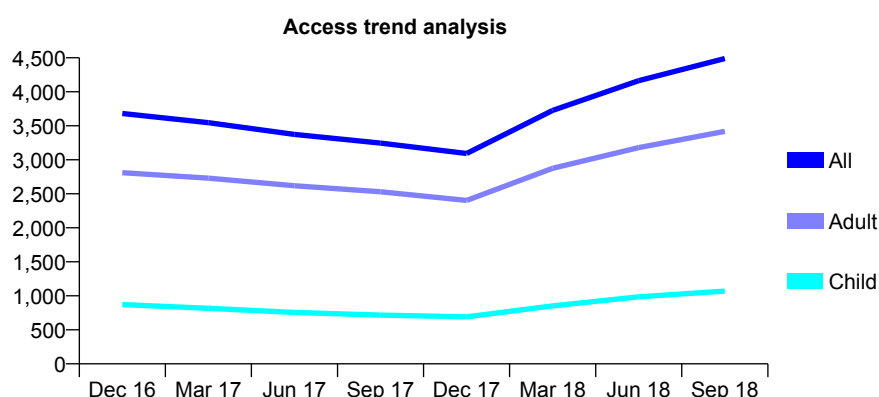
# Q64 - Vital Signs At a Glance Contract Report for 153052/0001 - September 2018

Name or company name	Dentalcare (Southern) Limited
Contract type name	GDS Contract
Purpose of contract	General
Contract start date	01/08/2012
Contract end date	

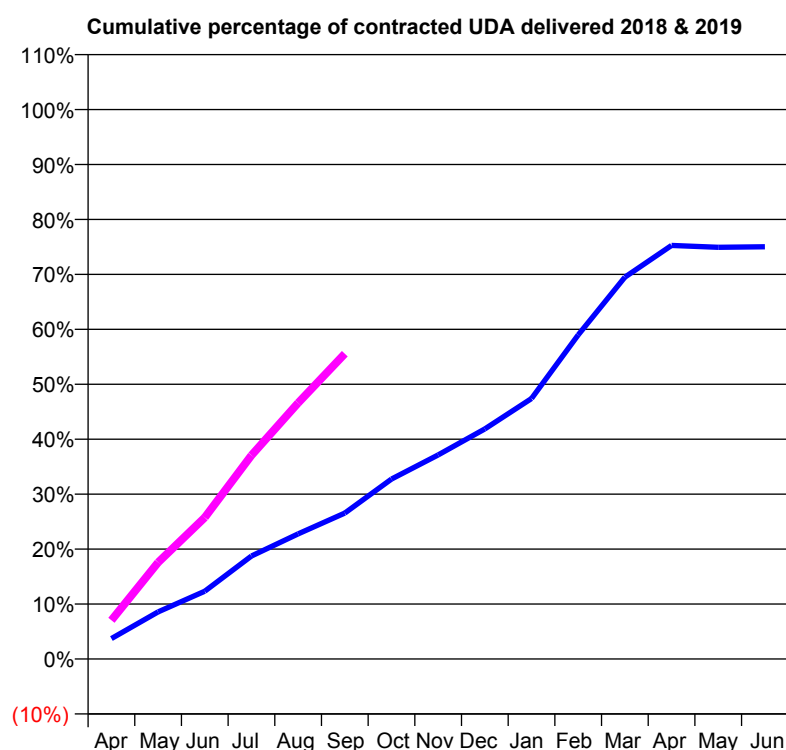
18/19 Contracted general activity (UDA)	12,257
Carry forward general activity (UDA)	0
18/19 Contracted orthodontic activity (UOA)	0
Carry forward orthodontic activity (UOA)	0
Baseline contract value	£306,580.92

## ACCESS\*

Patients seen in 24 months	Total	Change since previous quarter
Quarter ending September 2017	3,247	
Quarter ending December 2017	3,094	↓
Quarter ending March 2018	3,727	↑
Quarter ending June 2018	4,164	↑
Quarter ending September 2018	4,489	↑
<b>Variance since September 2017</b>	<b>38.3%</b>	<b>↑</b>



## ACTIVITY



Adjusted Scheduled Activity (UDA)		
Month	2018	2019
April	457	865
May	1,050	2,155
June	1,512	3,156
July	2,297	4,543
August	2,791	5,713
September	3,256	6,810
October	4,015	
November	4,553	
December	5,132	
January	5,812	
February	7,230	
March	8,517	
April	9,224	
May	9,183	
June	9,194	

## QUALITY

	Quantity	Base Number	Contract	AT	Region	England
% of FP17s for the same patient ID Re-attending within 3 months - Children	51	948	5.4%	8.7%	11.1%	11.6%
% of FP17s for the same patient ID Re-attending within 3 months - Adults	322	2,947	10.9%	13.1%	15.3%	15.5%
% of FP17s for the same patient ID Re-attending between 3 & 9 months - Children	406	948	42.8%	61.8%	61.1%	58.8%
% of FP17s for the same patient ID Re-attending between 3 & 9 months - Adults	1,277	2,947	43.3%	52.4%	52.3%	51.1%
% of FP17s for Band 1 Urgent Courses	257	3,464	7.4%	8.3%	9.5%	9.0%
% of FP17s Relating to Free Repair or Replacements	49	3,464	1.4%	0.7%	0.7%	0.8%
% of FP17s Relating to Continuations	28	3,464	0.8%	0.8%	0.8%	0.9%
% of Patients satisfied with the dentistry they have received	5	8	N/A	94.1%	93.6%	93.3%
% of Patients satisfied with the time they had to wait for an appointment	6	8	N/A	88.8%	88.8%	88.9%

\* This is based on patients treated on this contract for their most recent course of treatment. Figures in italics indicate the base number of FP17s or Patient Questionnaire responses are less than 100. N/A is shown where the base number of responses is less than 10 during the period. % is calculated as Quantity/Base number\*100

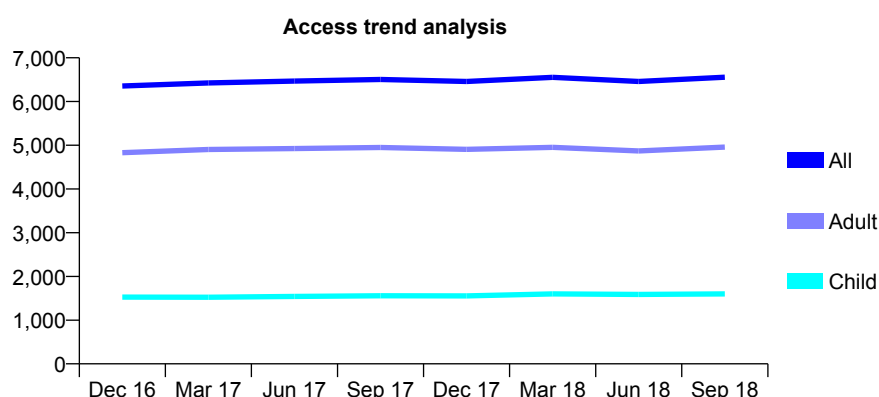
# Q64 - Vital Signs At a Glance Contract Report for 155594/0001 - September 2018

Name or company name	The Parks Dental Practice
Contract type name	GDS Contract
Purpose of contract	General
Contract start date	21/03/2013
Contract end date	

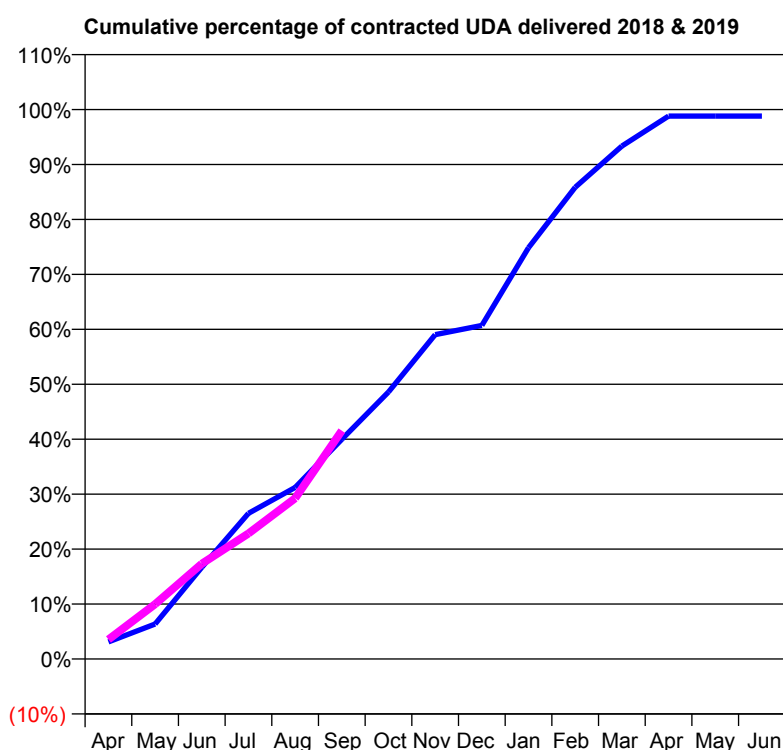
18/19 Contracted general activity (UDA)	17,000
Carry forward general activity (UDA)	0
18/19 Contracted orthodontic activity (UOA)	0
Carry forward orthodontic activity (UOA)	0
Baseline contract value	£420,156.28

## ACCESS\*

Patients seen in 24 months	Total	Change since previous quarter
Quarter ending September 2017	6,505	
Quarter ending December 2017	6,460	→
Quarter ending March 2018	6,552	→
Quarter ending June 2018	6,458	↓
Quarter ending September 2018	6,557	→
<b>Variance since September 2017</b>	<b>0.8%</b>	<b>→</b>



## ACTIVITY



Adjusted Scheduled Activity (UDA)		
Month	2018	2019
April	546	606
May	1,110	1,697
June	2,909	2,949
July	4,625	3,884
August	5,446	4,975
September	6,972	7,065
October	8,477	
November	10,294	
December	10,587	
January	13,055	
February	14,974	
March	16,280	
April	17,233	
May	17,234	
June	17,234	

## QUALITY

	Quantity	Base Number	Contract	AT	Region	England
% of FP17s for the same patient ID Re-attending within 3 months - Children	134	1,353	9.9%	8.7%	11.1%	11.6%
% of FP17s for the same patient ID Re-attending within 3 months - Adults	481	3,250	14.8%	13.1%	15.3%	15.5%
% of FP17s for the same patient ID Re-attending between 3 & 9 months - Children	924	1,353	68.3%	61.8%	61.1%	58.8%
% of FP17s for the same patient ID Re-attending between 3 & 9 months - Adults	1,776	3,250	54.6%	52.4%	52.3%	51.1%
% of FP17s for Band 1 Urgent Courses	648	4,100	15.8%	8.3%	9.5%	9.0%
% of FP17s Relating to Free Repair or Replacements	56	4,100	1.4%	0.7%	0.7%	0.8%
% of FP17s Relating to Continuations	23	4,100	0.6%	0.8%	0.8%	0.9%
% of Patients satisfied with the dentistry they have received	7	7	N/A	94.1%	93.6%	93.3%
% of Patients satisfied with the time they had to wait for an appointment	5	7	N/A	88.8%	88.8%	88.9%

\* This is based on patients treated on this contract for their most recent course of treatment. Figures in italics indicate the base number of FP17s or Patient Questionnaire responses are less than 100. N/A is shown where the base number of responses is less than 10 during the period. % is calculated as Quantity/Base number\*100

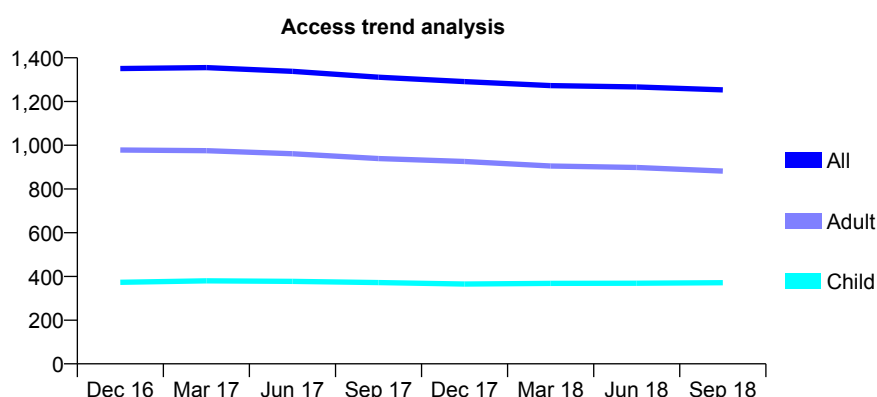
# Q64 - Vital Signs At a Glance Contract Report for 155918/0001 - September 2018

Name or company name	Laser-Dent Ltd
Contract type name	GDS Contract
Purpose of contract	General
Contract start date	01/05/2011
Contract end date	

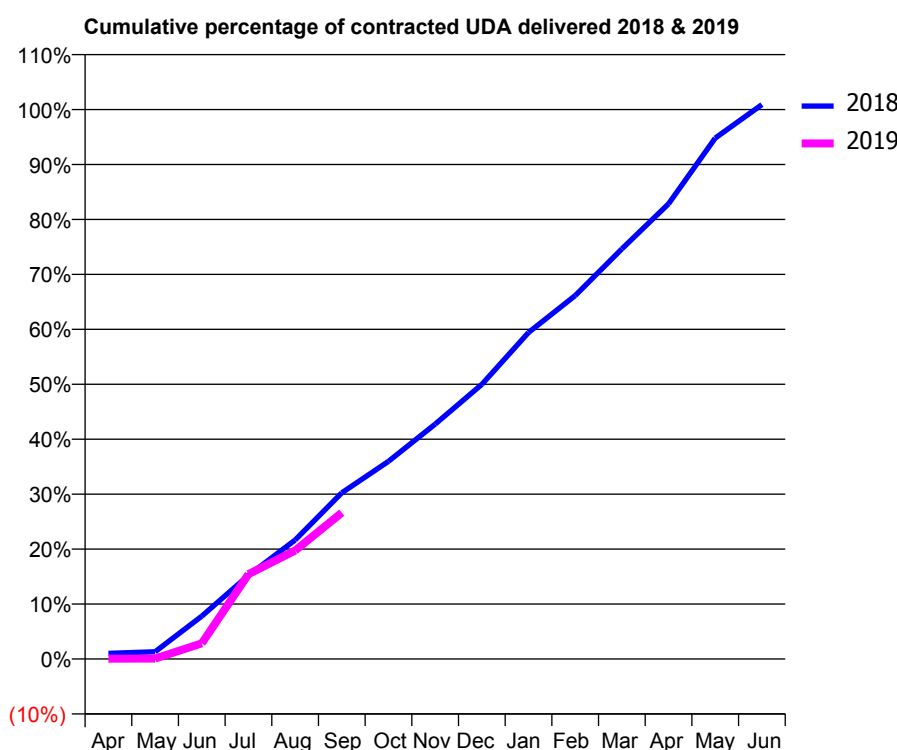
18/19 Contracted general activity (UDA)	5,100
Carry forward general activity (UDA)	0
18/19 Contracted orthodontic activity (UOA)	0
Carry forward orthodontic activity (UOA)	0
Baseline contract value	£122,458.45

## ACCESS\*

Patients seen in 24 months	Total	Change since previous quarter
Quarter ending September 2017	1,311	
Quarter ending December 2017	1,291	↓
Quarter ending March 2018	1,273	↓
Quarter ending June 2018	1,267	→
Quarter ending September 2018	1,253	↓
<b>Variance since September 2017</b>	<b>(4.4%)</b>	<b>↓</b>



## ACTIVITY



Adjusted Scheduled Activity (UDA)		
Month	2018	2019
April	53	3
May	68	4
June	398	145
July	776	787
August	1,105	1,007
September	1,543	1,358
October	1,835	
November	2,181	
December	2,549	
January	3,031	
February	3,374	
March	3,806	
April	4,224	
May	4,835	
June	5,146	

## QUALITY

	Quantity	Base Number	Contract	AT	Region	England
% of FP17s for the same patient ID Re-attending within 3 months - Children	54	297	18.2%	8.7%	11.1%	11.6%
% of FP17s for the same patient ID Re-attending within 3 months - Adults	166	750	22.1%	13.1%	15.3%	15.5%
% of FP17s for the same patient ID Re-attending between 3 & 9 months - Children	135	297	45.5%	61.8%	61.1%	58.8%
% of FP17s for the same patient ID Re-attending between 3 & 9 months - Adults	436	750	58.1%	52.4%	52.3%	51.1%
% of FP17s for Band 1 Urgent Courses	44	641	6.9%	8.3%	9.5%	9.0%
% of FP17s Relating to Free Repair or Replacements	1	641	0.2%	0.7%	0.7%	0.8%
% of FP17s Relating to Continuations	3	641	0.5%	0.8%	0.8%	0.9%
% of Patients satisfied with the dentistry they have received	11	11	100.0%	94.1%	93.6%	93.3%
% of Patients satisfied with the time they had to wait for an appointment	9	11	81.8%	88.8%	88.8%	88.9%

\* This is based on patients treated on this contract for their most recent course of treatment. Figures in italics indicate the base number of FP17s or Patient Questionnaire responses are less than 100. N/A is shown where the base number of responses is less than 10 during the period. % is calculated as Quantity/Base number\*100

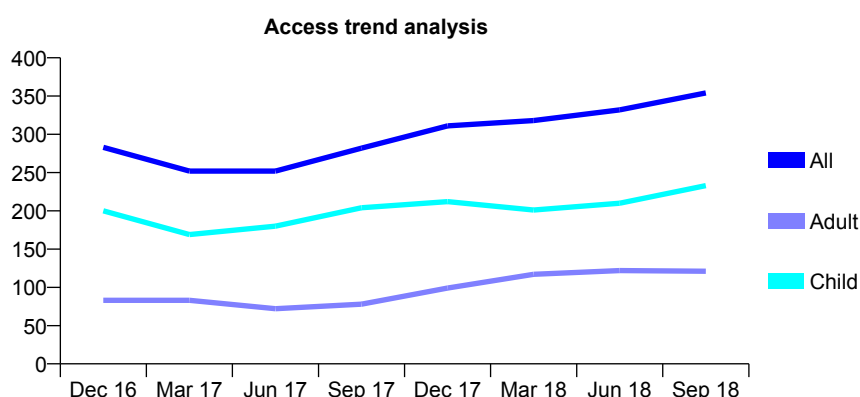
# Q64 - Vital Signs At a Glance Contract Report for 156701/0001 - September 2018

Name or company name	Phoenix Orthodontics
Contract type name	GDS Contract
Purpose of contract	General and Orthodontic
Contract start date	01/06/2011
Contract end date	31/03/2019

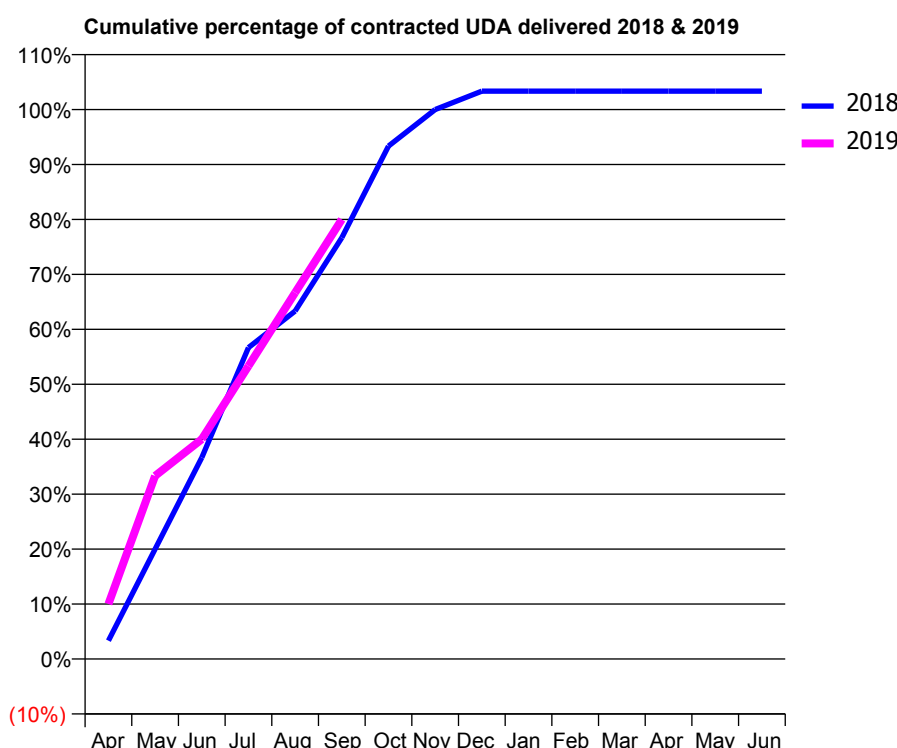
18/19 Contracted general activity (UDA)	30
Carry forward general activity (UDA)	0
18/19 Contracted orthodontic activity (UOA)	8,042
Carry forward orthodontic activity (UOA)	0
Baseline contract value	£540,094.09

## ACCESS\*

Patients seen in 24 months	Total	Change since previous quarter
Quarter ending September 2017	282	
Quarter ending December 2017	311	↑
Quarter ending March 2018	318	↑
Quarter ending June 2018	332	↑
Quarter ending September 2018	354	↑
<b>Variance since September 2017</b>	<b>25.5%</b>	<b>↑</b>



## ACTIVITY



Adjusted Scheduled Activity (UDA)		
Month	2018	2019
April	1	3
May	6	10
June	11	12
July	17	16
August	19	20
September	23	24
October	28	
November	30	
December	31	
January	31	
February	31	
March	31	
April	31	
May	31	
June	31	

## QUALITY

	Quantity	Base Number	Contract	AT	Region	England
% of FP17s for the same patient ID Re-attending within 3 months - Children	0	518	0.0%	8.7%	11.1%	11.6%
% of FP17s for the same patient ID Re-attending within 3 months - Adults	0	49	0.0%	13.1%	15.3%	15.5%
% of FP17s for the same patient ID Re-attending between 3 & 9 months - Children	3	518	0.6%	61.8%	61.1%	58.8%
% of FP17s for the same patient ID Re-attending between 3 & 9 months - Adults	0	49	0.0%	52.4%	52.3%	51.1%
% of FP17s for Band 1 Urgent Courses	0	24	0.0%	8.3%	9.5%	9.0%
% of FP17s Relating to Free Repair or Replacements	0	24	0.0%	0.7%	0.7%	0.8%
% of FP17s Relating to Continuations	0	24	0.0%	0.8%	0.8%	0.9%
% of Patients satisfied with the dentistry they have received	0	0	N/A	94.1%	93.6%	93.3%
% of Patients satisfied with the time they had to wait for an appointment	0	0	N/A	88.8%	88.8%	88.9%

\* This is based on patients treated on this contract for their most recent course of treatment. Figures in italics indicate the base number of FP17s or Patient Questionnaire responses are less than 100. N/A is shown where the base number of responses is less than 10 during the period. % is calculated as Quantity/Base number\*100

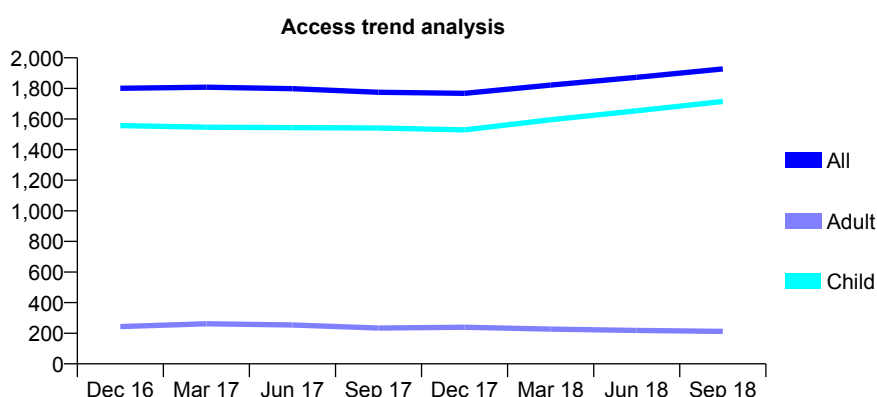
# Q64 - Vital Signs At a Glance Contract Report for 157724/0001 - September 2018

Name or company name	MR AF WOOD
Contract type name	GDS Contract
Purpose of contract	General
Contract start date	23/12/2011
Contract end date	

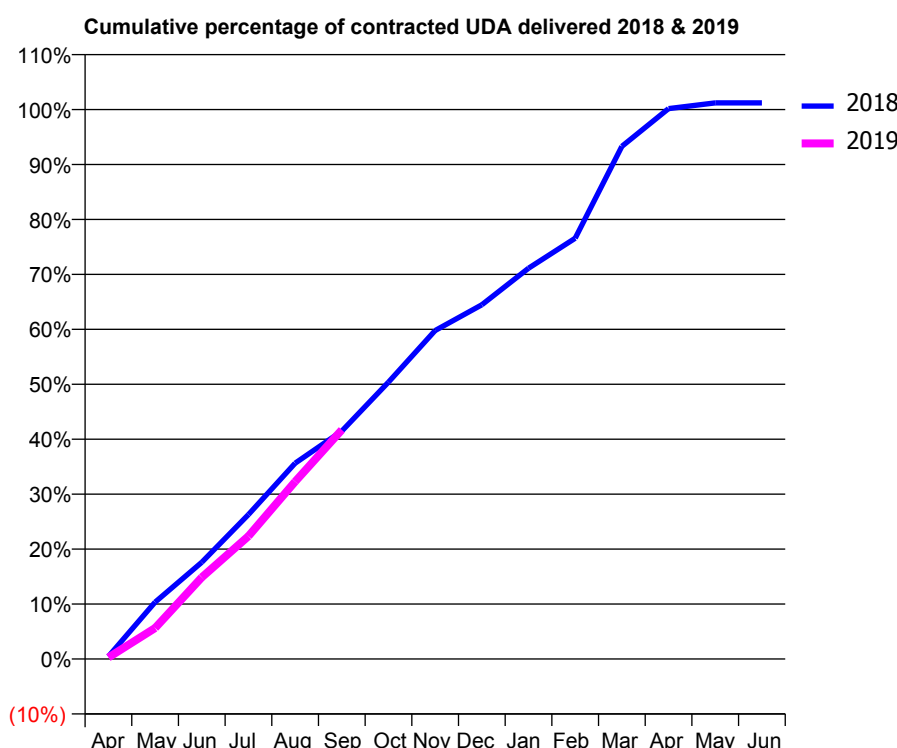
18/19 Contracted general activity (UDA)	3,680
Carry forward general activity (UDA)	0
18/19 Contracted orthodontic activity (UOA)	0
Carry forward orthodontic activity (UOA)	0
Baseline contract value	£85,926.95

## ACCESS\*

Patients seen in 24 months	Total	Change since previous quarter
Quarter ending September 2017	1,775	
Quarter ending December 2017	1,768	→
Quarter ending March 2018	1,822	↑
Quarter ending June 2018	1,872	↑
Quarter ending September 2018	1,927	↑
<b>Variance since September 2017</b>	<b>8.6%</b>	<b>↑</b>



## ACTIVITY



Adjusted Scheduled Activity (UDA)		
Month	2018	2019
April	17	10
May	381	208
June	648	547
July	968	823
August	1,312	1,188
September	1,527	1,535
October	1,855	
November	2,200	
December	2,372	
January	2,617	
February	2,818	
March	3,433	
April	3,686	
May	3,724	
June	3,724	

## QUALITY

	Quantity	Base Number	Contract	AT	Region	England
% of FP17s for the same patient ID Re-attending within 3 months - Children	64	1,164	5.5%	8.7%	11.1%	11.6%
% of FP17s for the same patient ID Re-attending within 3 months - Adults	3	54	5.6%	13.1%	15.3%	15.5%
% of FP17s for the same patient ID Re-attending between 3 & 9 months - Children	584	1,164	50.2%	61.8%	61.1%	58.8%
% of FP17s for the same patient ID Re-attending between 3 & 9 months - Adults	33	54	61.1%	52.4%	52.3%	51.1%
% of FP17s for Band 1 Urgent Courses	33	1,047	3.2%	8.3%	9.5%	9.0%
% of FP17s Relating to Free Repair or Replacements	1	1,047	0.1%	0.7%	0.7%	0.8%
% of FP17s Relating to Continuations	0	1,047	0.0%	0.8%	0.8%	0.9%
% of Patients satisfied with the dentistry they have received	2	2	N/A	94.1%	93.6%	93.3%
% of Patients satisfied with the time they had to wait for an appointment	2	2	N/A	88.8%	88.8%	88.9%

\* This is based on patients treated on this contract for their most recent course of treatment. Figures in italics indicate the base number of FP17s or Patient Questionnaire responses are less than 100. N/A is shown where the base number of responses is less than 10 during the period. % is calculated as Quantity/Base number\*100



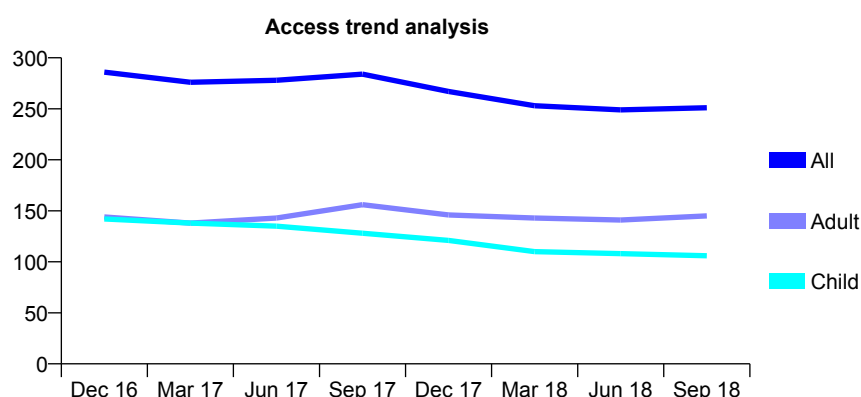
# Q64 - Vital Signs At a Glance Contract Report for 158542/0001 - September 2018

Name or company name	Mr CS Lambert-Rose and Miss SL Watt
Contract type name	GDS Contract
Purpose of contract	General and Orthodontic
Contract start date	18/05/2012
Contract end date	

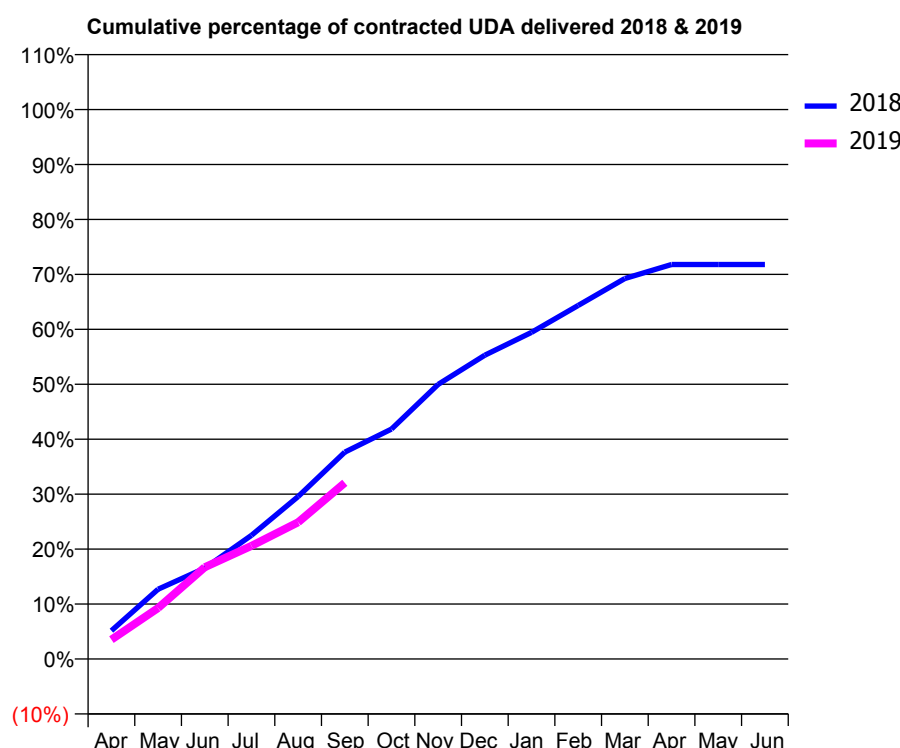
18/19 Contracted general activity (UDA)	680
Carry forward general activity (UDA)	0
18/19 Contracted orthodontic activity (UOA)	697
Carry forward orthodontic activity (UOA)	0
Baseline contract value	£65,017.32

## ACCESS\*

Patients seen in 24 months	Total	Change since previous quarter
Quarter ending September 2017	284	
Quarter ending December 2017	267	↓
Quarter ending March 2018	253	↓
Quarter ending June 2018	249	↓
Quarter ending September 2018	251	→
<b>Variance since September 2017</b>	<b>(11.6%)</b>	<b>↓</b>



## ACTIVITY



Adjusted Scheduled Activity (UDA)		
Month	2018	2019
April	35	24
May	86	63
June	112	114
July	153	140
August	201	169
September	256	218
October	285	
November	340	
December	376	
January	404	
February	438	
March	471	
April	488	
May	488	
June	488	

## QUALITY

	Quantity	Base Number	Contract	AT	Region	England
% of FP17s for the same patient ID Re-attending within 3 months - Children	3	113	2.7%	8.7%	11.1%	11.6%
% of FP17s for the same patient ID Re-attending within 3 months - Adults	11	87	12.6%	13.1%	15.3%	15.5%
% of FP17s for the same patient ID Re-attending between 3 & 9 months - Children	51	113	45.1%	61.8%	61.1%	58.8%
% of FP17s for the same patient ID Re-attending between 3 & 9 months - Adults	38	87	43.7%	52.4%	52.3%	51.1%
% of FP17s for Band 1 Urgent Courses	15	142	10.6%	8.3%	9.5%	9.0%
% of FP17s Relating to Free Repair or Replacements	0	142	0.0%	0.7%	0.7%	0.8%
% of FP17s Relating to Continuations	0	142	0.0%	0.8%	0.8%	0.9%
% of Patients satisfied with the dentistry they have received	0	0	N/A	94.1%	93.6%	93.3%
% of Patients satisfied with the time they had to wait for an appointment	0	0	N/A	88.8%	88.8%	88.9%

\* This is based on patients treated on this contract for their most recent course of treatment. Figures in italics indicate the base number of FP17s or Patient Questionnaire responses are less than 100. N/A is shown where the base number of responses is less than 10 during the period. % is calculated as Quantity/Base number\*100

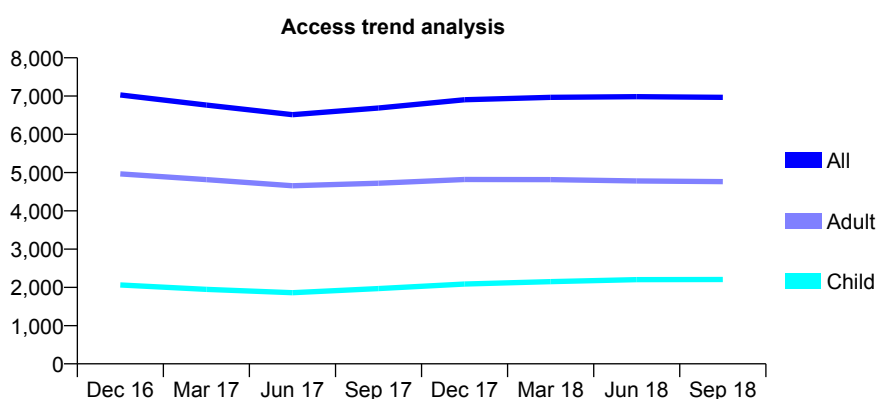
## Q64 - Vital Signs At a Glance Contract Report for 160385/0001 - September 2018

Name or company name	S Cowley, R Ingham and J Angelo
Contract type name	GDS Contract
Purpose of contract	General
Contract start date	03/11/2014
Contract end date	

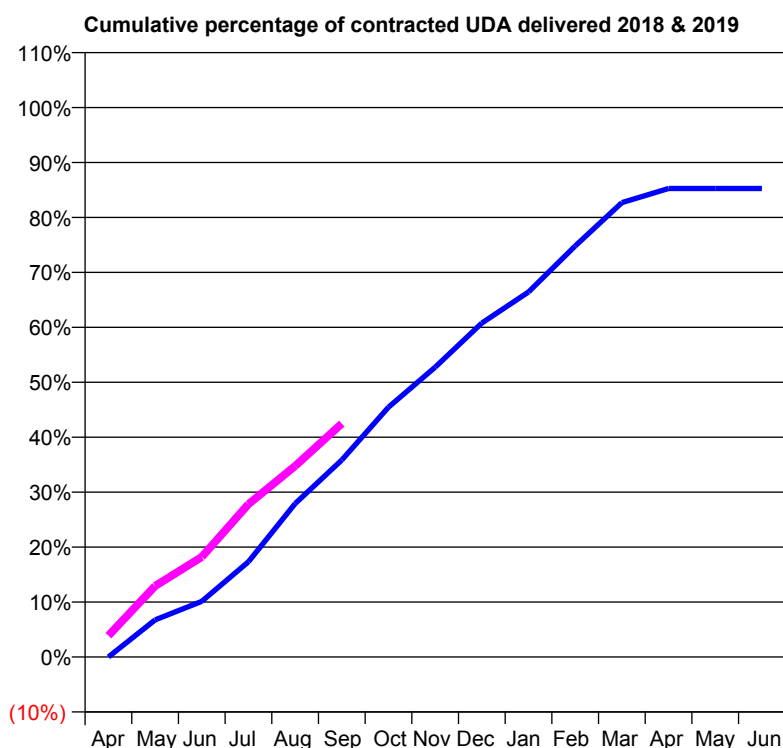
18/19 Contracted general activity (UDA)	19,081
Carry forward general activity (UDA)	0
18/19 Contracted orthodontic activity (UOA)	0
Carry forward orthodontic activity (UOA)	0
Baseline contract value	£450,278.09

### ACCESS\*

Patients seen in 24 months	Total	Change since previous quarter
Quarter ending September 2017	6,689	
Quarter ending December 2017	6,905	↑
Quarter ending March 2018	6,965	→
Quarter ending June 2018	6,983	→
Quarter ending September 2018	6,967	→
<b>Variance since September 2017</b>	<b>4.2%</b>	<b>↑</b>



### ACTIVITY



Adjusted Scheduled Activity (UDA)		
Month	2018	2019
April	0	743
May	1,292	2,464
June	1,934	3,474
July	3,309	5,310
August	5,327	6,634
September	6,842	8,104
October	8,675	
November	10,065	
December	11,597	
January	12,674	
February	14,273	
March	15,777	
April	16,270	
May	16,270	
June	16,270	

### QUALITY

	Quantity	Base Number	Contract	AT	Region	England
% of FP17s for the same patient ID Re-attending within 3 months - Children	108	1,689	6.4%	8.7%	11.1%	11.6%
% of FP17s for the same patient ID Re-attending within 3 months - Adults	401	3,196	12.5%	13.1%	15.3%	15.5%
% of FP17s for the same patient ID Re-attending between 3 & 9 months - Children	1,026	1,689	60.7%	61.8%	61.1%	58.8%
% of FP17s for the same patient ID Re-attending between 3 & 9 months - Adults	1,602	3,196	50.1%	52.4%	52.3%	51.1%
% of FP17s for Band 1 Urgent Courses	305	4,624	6.6%	8.3%	9.5%	9.0%
% of FP17s Relating to Free Repair or Replacements	39	4,624	0.8%	0.7%	0.7%	0.8%
% of FP17s Relating to Continuations	76	4,624	1.6%	0.8%	0.8%	0.9%
% of Patients satisfied with the dentistry they have received	4	4	N/A	94.1%	93.6%	93.3%
% of Patients satisfied with the time they had to wait for an appointment	3	4	N/A	88.8%	88.8%	88.9%

\* This is based on patients treated on this contract for their most recent course of treatment. Figures in italics indicate the base number of FP17s or Patient Questionnaire responses are less than 100. N/A is shown where the base number of responses is less than 10 during the period. % is calculated as Quantity/Base number\*100

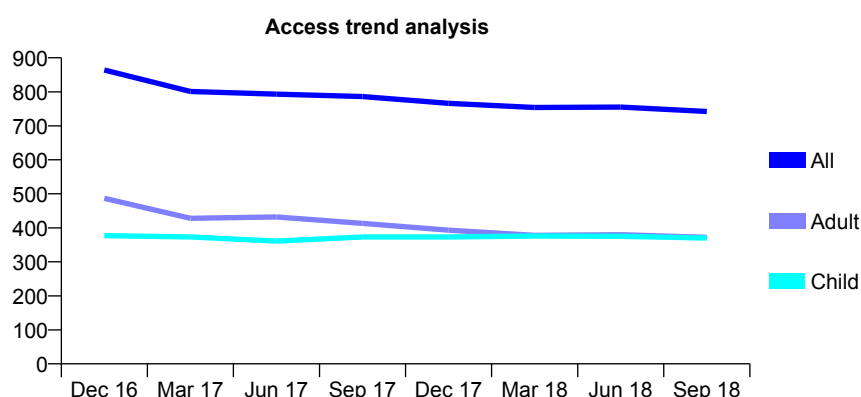
# Q64 - Vital Signs At a Glance Contract Report for 160431/0001 - September 2018

Name or company name	Urchfont Dental Care
Contract type name	GDS Contract
Purpose of contract	General
Contract start date	17/02/2014
Contract end date	

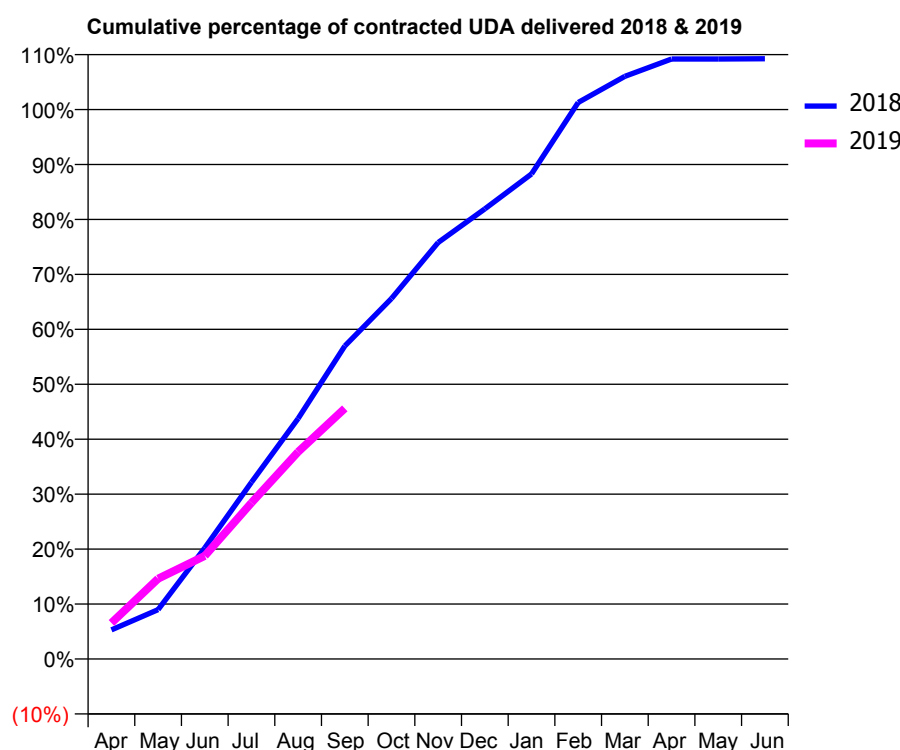
18/19 Contracted general activity (UDA)	2,000
Carry forward general activity (UDA)	0
18/19 Contracted orthodontic activity (UOA)	0
Carry forward orthodontic activity (UOA)	0
Baseline contract value	£46,224.09

## ACCESS\*

Patients seen in 24 months	Total	Change since previous quarter
Quarter ending September 2017	786	
Quarter ending December 2017	766	↓
Quarter ending March 2018	754	↓
Quarter ending June 2018	755	→
Quarter ending September 2018	742	↓
<b>Variance since September 2017</b>	<b>(5.6%)</b>	<b>↓</b>



## ACTIVITY



Adjusted Scheduled Activity (UDA)		
Month	2018	2019
April	109	131
May	185	293
June	415	376
July	660	569
August	897	754
September	1,169	912
October	1,346	
November	1,555	
December	1,680	
January	1,810	
February	2,077	
March	2,175	
April	2,239	
May	2,239	
June	2,240	

## QUALITY

	Quantity	Base Number	Contract	AT	Region	England
% of FP17s for the same patient ID Re-attending within 3 months - Children	41	338	12.1%	8.7%	11.1%	11.6%
% of FP17s for the same patient ID Re-attending within 3 months - Adults	44	240	18.3%	13.1%	15.3%	15.5%
% of FP17s for the same patient ID Re-attending between 3 & 9 months - Children	244	338	72.2%	61.8%	61.1%	58.8%
% of FP17s for the same patient ID Re-attending between 3 & 9 months - Adults	145	240	60.4%	52.4%	52.3%	51.1%
% of FP17s for Band 1 Urgent Courses	35	527	6.6%	8.3%	9.5%	9.0%
% of FP17s Relating to Free Repair or Replacements	2	527	0.4%	0.7%	0.7%	0.8%
% of FP17s Relating to Continuations	1	527	0.2%	0.8%	0.8%	0.9%
% of Patients satisfied with the dentistry they have received	0	0	N/A	94.1%	93.6%	93.3%
% of Patients satisfied with the time they had to wait for an appointment	0	0	N/A	88.8%	88.8%	88.9%

\* This is based on patients treated on this contract for their most recent course of treatment. Figures in italics indicate the base number of FP17s or Patient Questionnaire responses are less than 100. N/A is shown where the base number of responses is less than 10 during the period. % is calculated as Quantity/Base number\*100

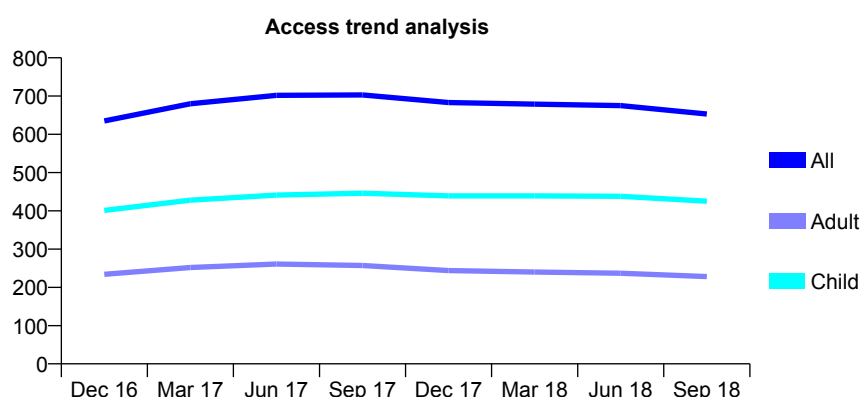
# Q64 - Vital Signs At a Glance Contract Report for 162264/0001 - September 2018

Name or company name	Sarum Dental Centre
Contract type name	GDS Contract
Purpose of contract	General
Contract start date	01/07/2015
Contract end date	

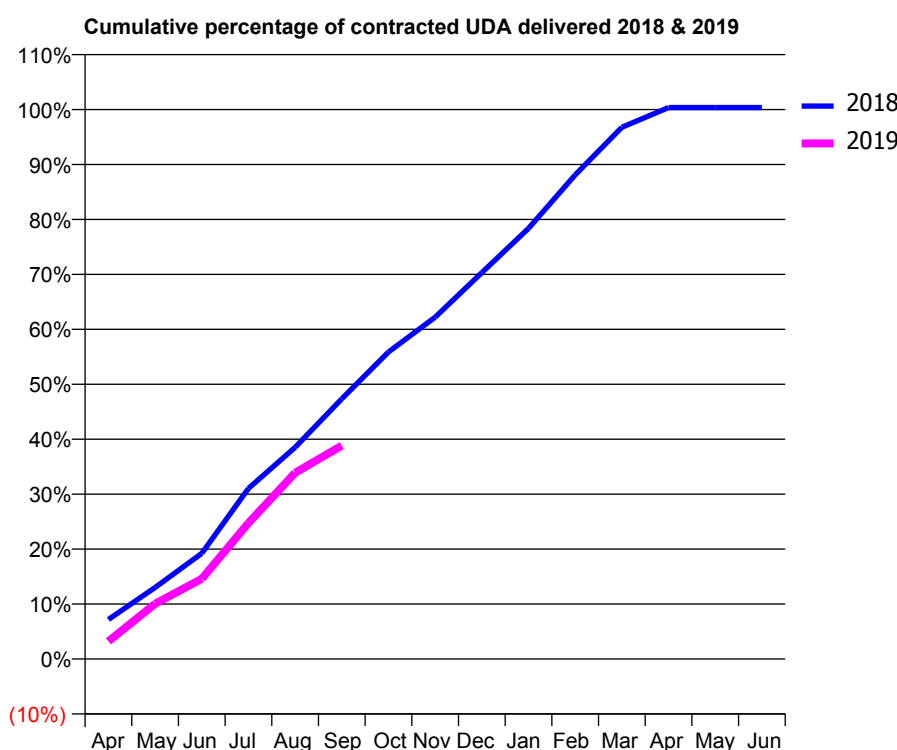
18/19 Contracted general activity (UDA)	1,699
Carry forward general activity (UDA)	0
18/19 Contracted orthodontic activity (UOA)	0
Carry forward orthodontic activity (UOA)	0
Baseline contract value	£46,016.11

## ACCESS\*

Patients seen in 24 months	Total	Change since previous quarter
Quarter ending September 2017	703	
Quarter ending December 2017	683	↓
Quarter ending March 2018	679	→
Quarter ending June 2018	675	→
Quarter ending September 2018	653	↓
<b>Variance since September 2017</b>	<b>(7.1%)</b>	<b>↓</b>



## ACTIVITY



Adjusted Scheduled Activity (UDA)		
Month	2018	2019
April	122	55
May	221	171
June	327	248
July	528	421
August	655	576
September	804	660
October	949	
November	1,057	
December	1,195	
January	1,331	
February	1,497	
March	1,644	
April	1,705	
May	1,705	
June	1,705	

## QUALITY

	Quantity	Base Number	Contract	AT	Region	England
% of FP17s for the same patient ID Re-attending within 3 months - Children	37	328	11.3%	8.7%	11.1%	11.6%
% of FP17s for the same patient ID Re-attending within 3 months - Adults	16	127	12.6%	13.1%	15.3%	15.5%
% of FP17s for the same patient ID Re-attending between 3 & 9 months - Children	212	328	64.6%	61.8%	61.1%	58.8%
% of FP17s for the same patient ID Re-attending between 3 & 9 months - Adults	74	127	58.3%	52.4%	52.3%	51.1%
% of FP17s for Band 1 Urgent Courses	20	420	4.8%	8.3%	9.5%	9.0%
% of FP17s Relating to Free Repair or Replacements	0	420	0.0%	0.7%	0.7%	0.8%
% of FP17s Relating to Continuations	1	420	0.2%	0.8%	0.8%	0.9%
% of Patients satisfied with the dentistry they have received	2	2	N/A	94.1%	93.6%	93.3%
% of Patients satisfied with the time they had to wait for an appointment	2	2	N/A	88.8%	88.8%	88.9%

\* This is based on patients treated on this contract for their most recent course of treatment. Figures in italics indicate the base number of FP17s or Patient Questionnaire responses are less than 100. N/A is shown where the base number of responses is less than 10 during the period. % is calculated as Quantity/Base number\*100

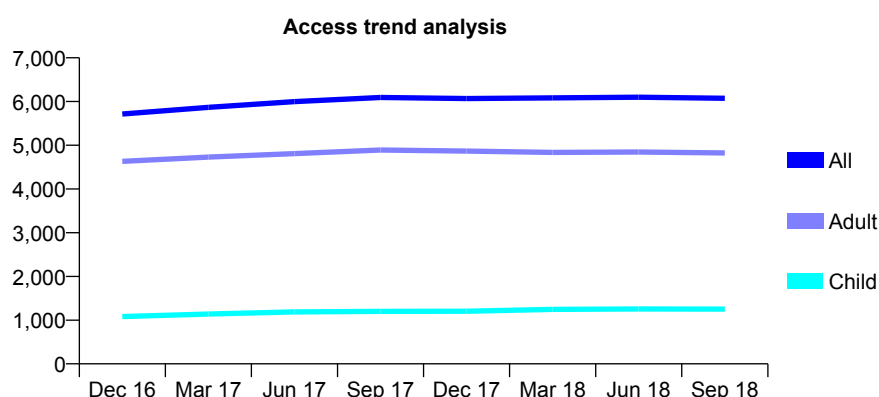
# Q64 - Vital Signs At a Glance Contract Report for 165425/0001 - September 2018

Name or company name	Messenger Dental Practice
Contract type name	GDS Contract
Purpose of contract	General
Contract start date	01/12/2010
Contract end date	

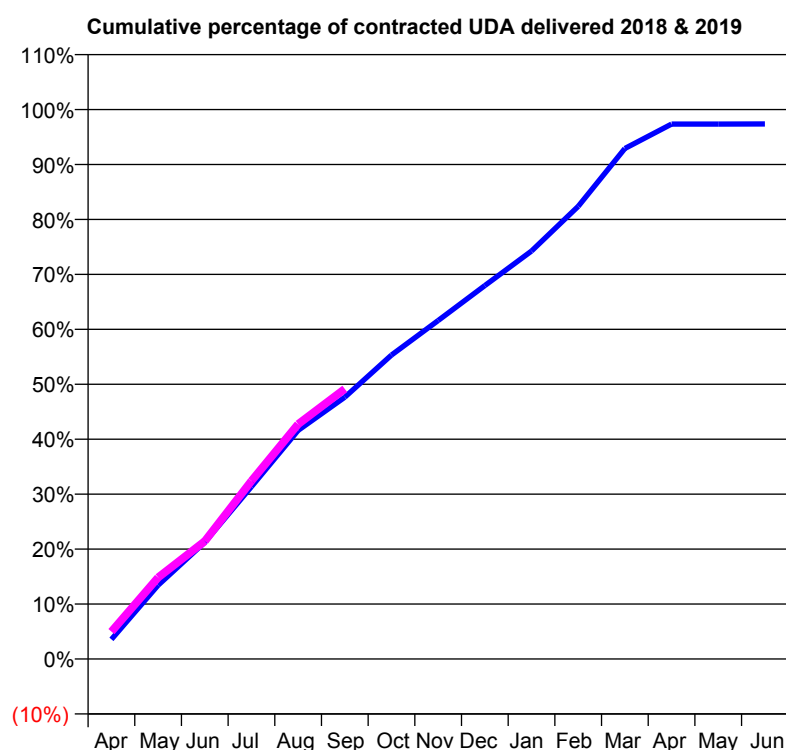
18/19 Contracted general activity (UDA)	16,034
Carry forward general activity (UDA)	0
18/19 Contracted orthodontic activity (UOA)	0
Carry forward orthodontic activity (UOA)	0
Baseline contract value	£446,895.78

## ACCESS\*

Patients seen in 24 months	Total	Change since previous quarter
Quarter ending September 2017	6,092	
Quarter ending December 2017	6,069	→
Quarter ending March 2018	6,084	→
Quarter ending June 2018	6,098	→
Quarter ending September 2018	6,075	→
<b>Variance since September 2017</b>	<b>(0.3%)</b>	→



## ACTIVITY



Adjusted Scheduled Activity (UDA)		
Month	2018	2019
April	574	798
May	2,155	2,380
June	3,406	3,436
July	5,030	5,196
August	6,671	6,854
September	7,641	7,881
October	8,871	
November	9,879	
December	10,896	
January	11,903	
February	13,208	
March	14,895	
April	15,609	
May	15,610	
June	15,611	

## QUALITY

	Quantity	Base Number	Contract	AT	Region	England
% of FP17s for the same patient ID Re-attending within 3 months - Children	110	1,159	9.5%	8.7%	11.1%	11.6%
% of FP17s for the same patient ID Re-attending within 3 months - Adults	462	3,444	13.4%	13.1%	15.3%	15.5%
% of FP17s for the same patient ID Re-attending between 3 & 9 months - Children	723	1,159	62.4%	61.8%	61.1%	58.8%
% of FP17s for the same patient ID Re-attending between 3 & 9 months - Adults	1,498	3,444	43.5%	52.4%	52.3%	51.1%
% of FP17s for Band 1 Urgent Courses	279	4,259	6.6%	8.3%	9.5%	9.0%
% of FP17s Relating to Free Repair or Replacements	40	4,259	0.9%	0.7%	0.7%	0.8%
% of FP17s Relating to Continuations	18	4,259	0.4%	0.8%	0.8%	0.9%
% of Patients satisfied with the dentistry they have received	4	5	N/A	94.1%	93.6%	93.3%
% of Patients satisfied with the time they had to wait for an appointment	4	5	N/A	88.8%	88.8%	88.9%

\* This is based on patients treated on this contract for their most recent course of treatment. Figures in italics indicate the base number of FP17s or Patient Questionnaire responses are less than 100. N/A is shown where the base number of responses is less than 10 during the period. % is calculated as Quantity/Base number\*100

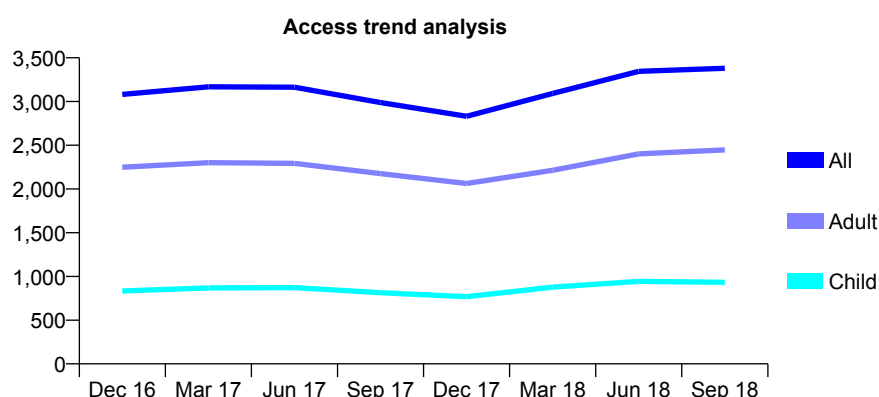
# Q64 - Vital Signs At a Glance Contract Report for 167061/0001 - September 2018

Name or company name	Dentalcare Limited
Contract type name	GDS Contract
Purpose of contract	General
Contract start date	01/08/2009
Contract end date	

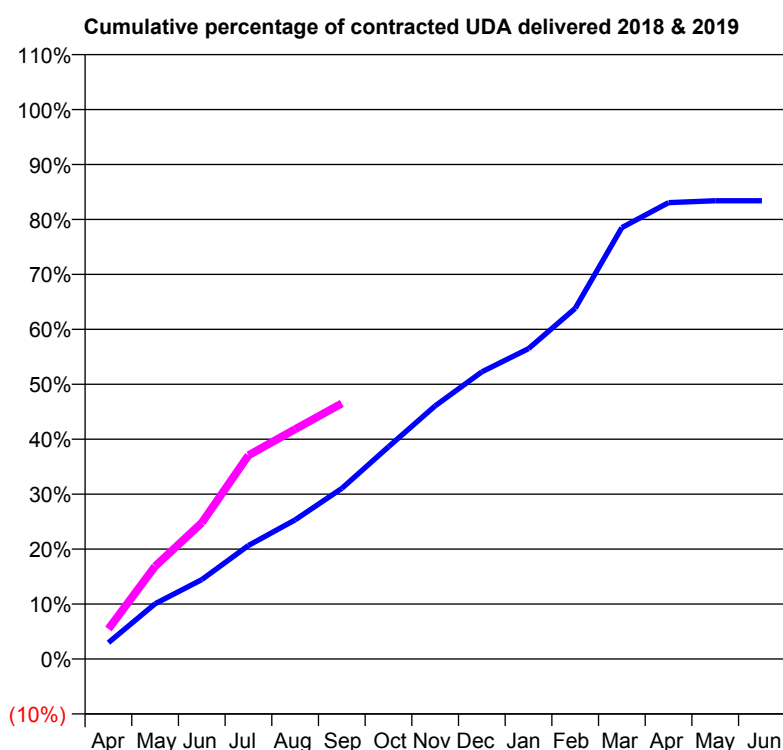
18/19 Contracted general activity (UDA)	9,000
Carry forward general activity (UDA)	0
18/19 Contracted orthodontic activity (UOA)	0
Carry forward orthodontic activity (UOA)	0
Baseline contract value	£234,689.33

## ACCESS\*

Patients seen in 24 months	Total	Change since previous quarter
Quarter ending September 2017	2,988	
Quarter ending December 2017	2,831	↓
Quarter ending March 2018	3,092	↑
Quarter ending June 2018	3,345	↑
Quarter ending September 2018	3,380	→
<b>Variance since September 2017</b>	<b>13.1%</b>	<b>↑</b>



## ACTIVITY



Adjusted Scheduled Activity (UDA)		
Month	2018	2019
April	268	493
May	905	1,519
June	1,300	2,231
July	1,860	3,336
August	2,279	3,765
September	2,795	4,185
October	3,476	
November	4,146	
December	4,702	
January	5,083	
February	5,743	
March	7,067	
April	7,475	
May	7,506	
June	7,506	

## QUALITY

	Quantity	Base Number	Contract	AT	Region	England
% of FP17s for the same patient ID Re-attending within 3 months - Children	40	673	5.9%	8.7%	11.1%	11.6%
% of FP17s for the same patient ID Re-attending within 3 months - Adults	286	1,887	15.2%	13.1%	15.3%	15.5%
% of FP17s for the same patient ID Re-attending between 3 & 9 months - Children	377	673	56.0%	61.8%	61.1%	58.8%
% of FP17s for the same patient ID Re-attending between 3 & 9 months - Adults	914	1,887	48.4%	52.4%	52.3%	51.1%
% of FP17s for Band 1 Urgent Courses	304	2,279	13.3%	8.3%	9.5%	9.0%
% of FP17s Relating to Free Repair or Replacements	38	2,279	1.7%	0.7%	0.7%	0.8%
% of FP17s Relating to Continuations	3	2,279	0.1%	0.8%	0.8%	0.9%
% of Patients satisfied with the dentistry they have received	4	4	N/A	94.1%	93.6%	93.3%
% of Patients satisfied with the time they had to wait for an appointment	4	4	N/A	88.8%	88.8%	88.9%

\* This is based on patients treated on this contract for their most recent course of treatment. Figures in italics indicate the base number of FP17s or Patient Questionnaire responses are less than 100. N/A is shown where the base number of responses is less than 10 during the period. % is calculated as Quantity/Base number\*100

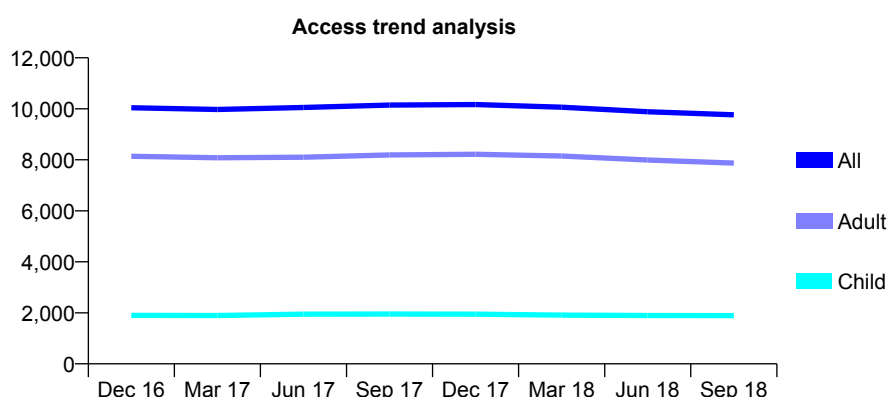
# Q64 - Vital Signs At a Glance Contract Report for 168092/0001 - September 2018

Name or company name	Archway Dental Limited
Contract type name	GDS Contract
Purpose of contract	General
Contract start date	02/08/2010
Contract end date	

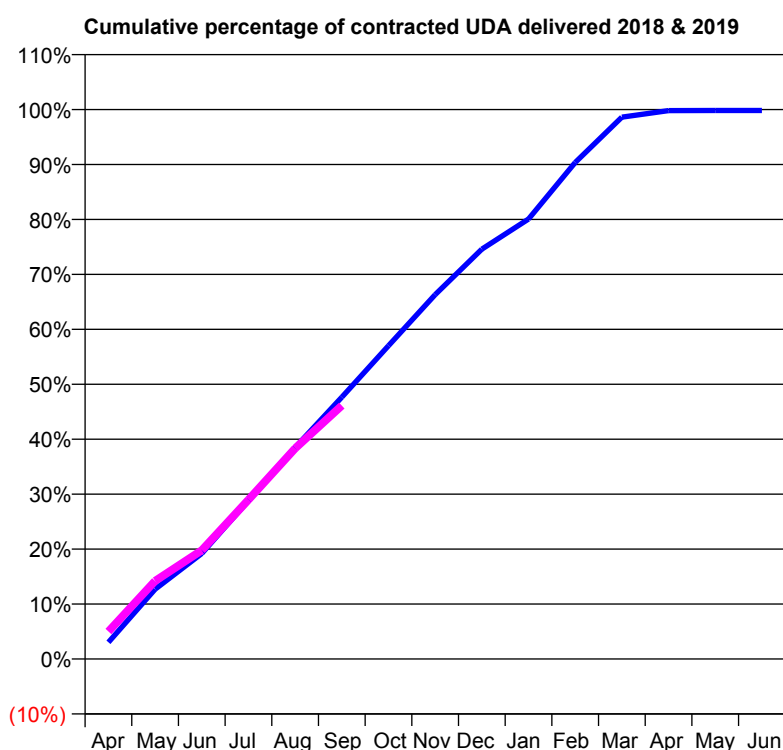
18/19 Contracted general activity (UDA)	24,200
Carry forward general activity (UDA)	0
18/19 Contracted orthodontic activity (UOA)	0
Carry forward orthodontic activity (UOA)	0
Baseline contract value	£546,336.05

## ACCESS\*

Patients seen in 24 months	Total	Change since previous quarter
Quarter ending September 2017	10,145	
Quarter ending December 2017	10,166	→
Quarter ending March 2018	10,062	↓
Quarter ending June 2018	9,887	↓
Quarter ending September 2018	9,765	↓
<b>Variance since September 2017</b>	<b>(3.7%)</b>	<b>↓</b>



## ACTIVITY



Adjusted Scheduled Activity (UDA)		
Month	2018	2019
April	736	1,214
May	3,074	3,438
June	4,649	4,786
July	6,976	7,013
August	9,319	9,276
September	11,531	11,159
October	13,796	
November	16,046	
December	18,048	
January	19,379	
February	21,869	
March	23,863	
April	24,152	
May	24,157	
June	24,157	

## QUALITY

	Quantity	Base Number	Contract	AT	Region	England
% of FP17s for the same patient ID Re-attending within 3 months - Children	83	1,676	5.0%	8.7%	11.1%	11.6%
% of FP17s for the same patient ID Re-attending within 3 months - Adults	644	6,115	10.5%	13.1%	15.3%	15.5%
% of FP17s for the same patient ID Re-attending between 3 & 9 months - Children	1,245	1,676	74.3%	61.8%	61.1%	58.8%
% of FP17s for the same patient ID Re-attending between 3 & 9 months - Adults	4,462	6,115	73.0%	52.4%	52.3%	51.1%
% of FP17s for Band 1 Urgent Courses	436	7,620	5.7%	8.3%	9.5%	9.0%
% of FP17s Relating to Free Repair or Replacements	70	7,620	0.9%	0.7%	0.7%	0.8%
% of FP17s Relating to Continuations	93	7,620	1.2%	0.8%	0.8%	0.9%
% of Patients satisfied with the dentistry they have received	10	10	100.0%	94.1%	93.6%	93.3%
% of Patients satisfied with the time they had to wait for an appointment	10	10	100.0%	88.8%	88.8%	88.9%

\* This is based on patients treated on this contract for their most recent course of treatment. Figures in italics indicate the base number of FP17s or Patient Questionnaire responses are less than 100. N/A is shown where the base number of responses is less than 10 during the period. % is calculated as Quantity/Base number\*100



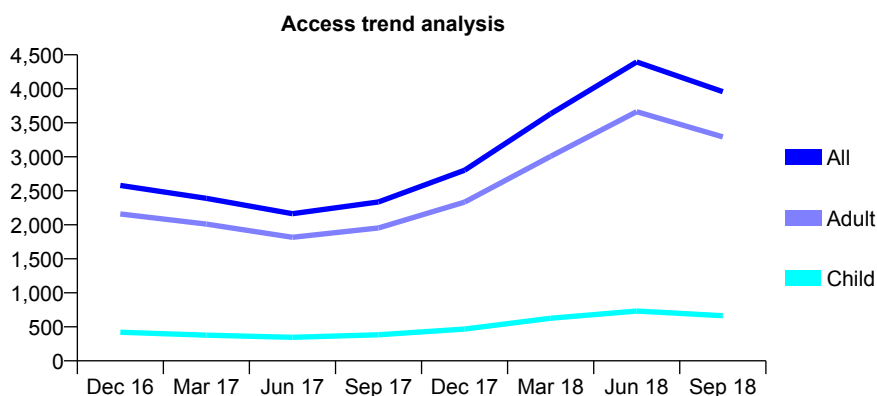
## Q64 - Vital Signs At a Glance Contract Report for 168874/0001 - September 2018

Name or company name	Mr Jiten Doshi
Contract type name	GDS Contract
Purpose of contract	General
Contract start date	01/05/2013
Contract end date	

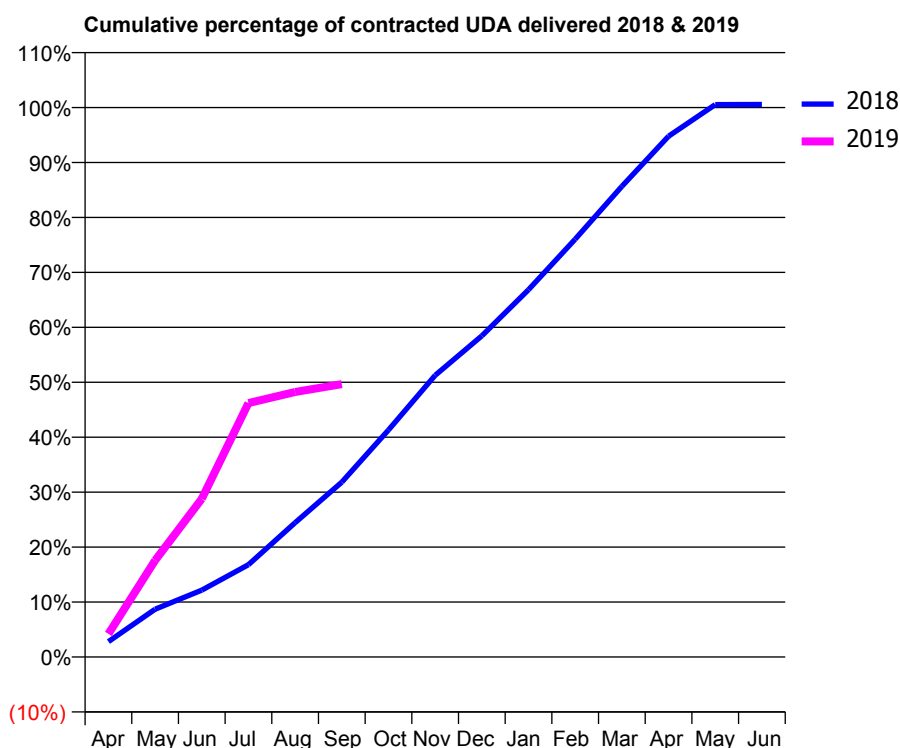
18/19 Contracted general activity (UDA)	8,940
Carry forward general activity (UDA)	0
18/19 Contracted orthodontic activity (UOA)	0
Carry forward orthodontic activity (UOA)	0
Baseline contract value	£188,638.24

### ACCESS\*

Patients seen in 24 months	Total	Change since previous quarter
Quarter ending September 2017	2,337	
Quarter ending December 2017	2,802	↑
Quarter ending March 2018	3,632	↑
Quarter ending June 2018	4,396	↑
Quarter ending September 2018	3,958	↓
<b>Variance since September 2017</b>	<b>69.4%</b>	<b>↑</b>



### ACTIVITY



Adjusted Scheduled Activity (UDA)		
Month	2018	2019
April	251	377
May	777	1,573
June	1,089	2,573
July	1,503	4,132
August	2,185	4,311
September	2,844	4,440
October	3,693	
November	4,582	
December	5,225	
January	5,975	
February	6,799	
March	7,657	
April	8,474	
May	8,987	
June	8,990	

### QUALITY

	Quantity	Base Number	Contract	AT	Region	England
% of FP17s for the same patient ID Re-attending within 3 months - Children	13	523	2.5%	8.7%	11.1%	11.6%
% of FP17s for the same patient ID Re-attending within 3 months - Adults	389	2,896	13.4%	13.1%	15.3%	15.5%
% of FP17s for the same patient ID Re-attending between 3 & 9 months - Children	209	523	40.0%	61.8%	61.1%	58.8%
% of FP17s for the same patient ID Re-attending between 3 & 9 months - Adults	981	2,896	33.9%	52.4%	52.3%	51.1%
% of FP17s for Band 1 Urgent Courses	417	2,859	14.6%	8.3%	9.5%	9.0%
% of FP17s Relating to Free Repair or Replacements	9	2,859	0.3%	0.7%	0.7%	0.8%
% of FP17s Relating to Continuations	4	2,859	0.1%	0.8%	0.8%	0.9%
% of Patients satisfied with the dentistry they have received	3	3	N/A	94.1%	93.6%	93.3%
% of Patients satisfied with the time they had to wait for an appointment	3	3	N/A	88.8%	88.8%	88.9%

\* This is based on patients treated on this contract for their most recent course of treatment. Figures in italics indicate the base number of FP17s or Patient Questionnaire responses are less than 100. N/A is shown where the base number of responses is less than 10 during the period. % is calculated as Quantity/Base number\*100

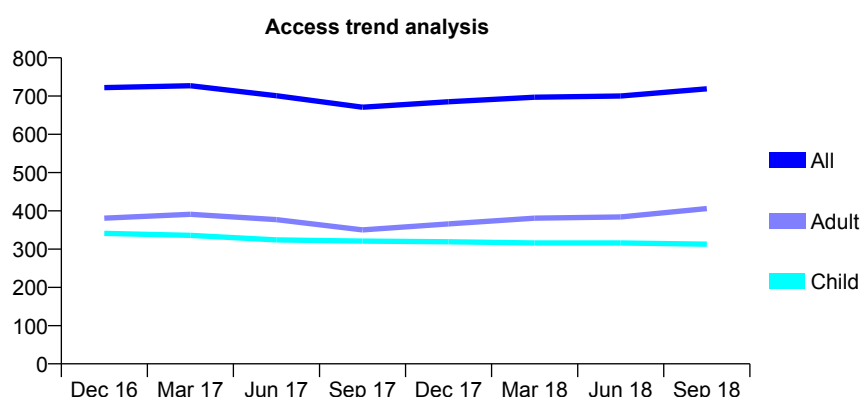
# Q64 - Vital Signs At a Glance Contract Report for 168882/0001 - September 2018

Name or company name	Mr N Parson & Mr A Godara
Contract type name	GDS Contract
Purpose of contract	General
Contract start date	01/08/2012
Contract end date	

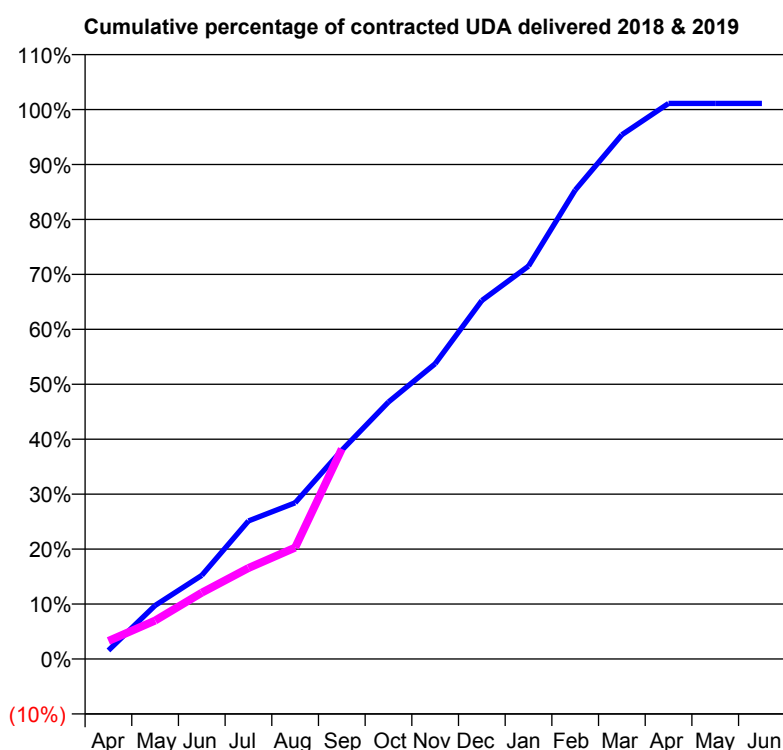
18/19 Contracted general activity (UDA)	2,100
Carry forward general activity (UDA)	0
18/19 Contracted orthodontic activity (UOA)	0
Carry forward orthodontic activity (UOA)	0
Baseline contract value	£52,775.77

## ACCESS\*

Patients seen in 24 months	Total	Change since previous quarter
Quarter ending September 2017	671	
Quarter ending December 2017	685	↑
Quarter ending March 2018	697	→
Quarter ending June 2018	700	→
Quarter ending September 2018	719	↑
<b>Variance since September 2017</b>	<b>7.2%</b>	<b>↑</b>



## ACTIVITY



Adjusted Scheduled Activity (UDA)		
Month	2018	2019
April	33	69
May	204	147
June	320	254
July	528	348
August	597	426
September	798	803
October	982	
November	1,128	
December	1,370	
January	1,502	
February	1,792	
March	2,003	
April	2,123	
May	2,123	
June	2,123	

## QUALITY

	Quantity	Base Number	Contract	AT	Region	England
% of FP17s for the same patient ID Re-attending within 3 months - Children	12	268	4.5%	8.7%	11.1%	11.6%
% of FP17s for the same patient ID Re-attending within 3 months - Adults	14	232	6.0%	13.1%	15.3%	15.5%
% of FP17s for the same patient ID Re-attending between 3 & 9 months - Children	202	268	75.4%	61.8%	61.1%	58.8%
% of FP17s for the same patient ID Re-attending between 3 & 9 months - Adults	141	232	60.8%	52.4%	52.3%	51.1%
% of FP17s for Band 1 Urgent Courses	15	442	3.4%	8.3%	9.5%	9.0%
% of FP17s Relating to Free Repair or Replacements	2	442	0.5%	0.7%	0.7%	0.8%
% of FP17s Relating to Continuations	1	442	0.2%	0.8%	0.8%	0.9%
% of Patients satisfied with the dentistry they have received	1	1	N/A	94.1%	93.6%	93.3%
% of Patients satisfied with the time they had to wait for an appointment	1	1	N/A	88.8%	88.8%	88.9%

\* This is based on patients treated on this contract for their most recent course of treatment. Figures in italics indicate the base number of FP17s or Patient Questionnaire responses are less than 100. N/A is shown where the base number of responses is less than 10 during the period. % is calculated as Quantity/Base number\*100

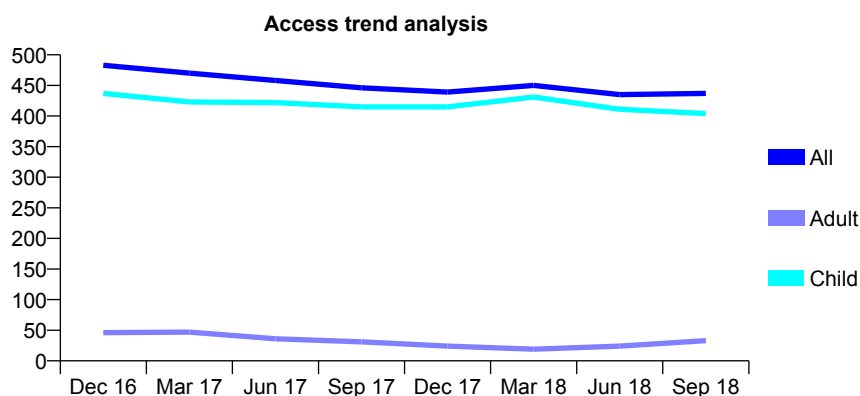
## Q64 - Vital Signs At a Glance Contract Report for 168920/0001 - September 2018

Name or company name	Katherine Price
Contract type name	GDS Contract
Purpose of contract	General
Contract start date	01/03/2013
Contract end date	

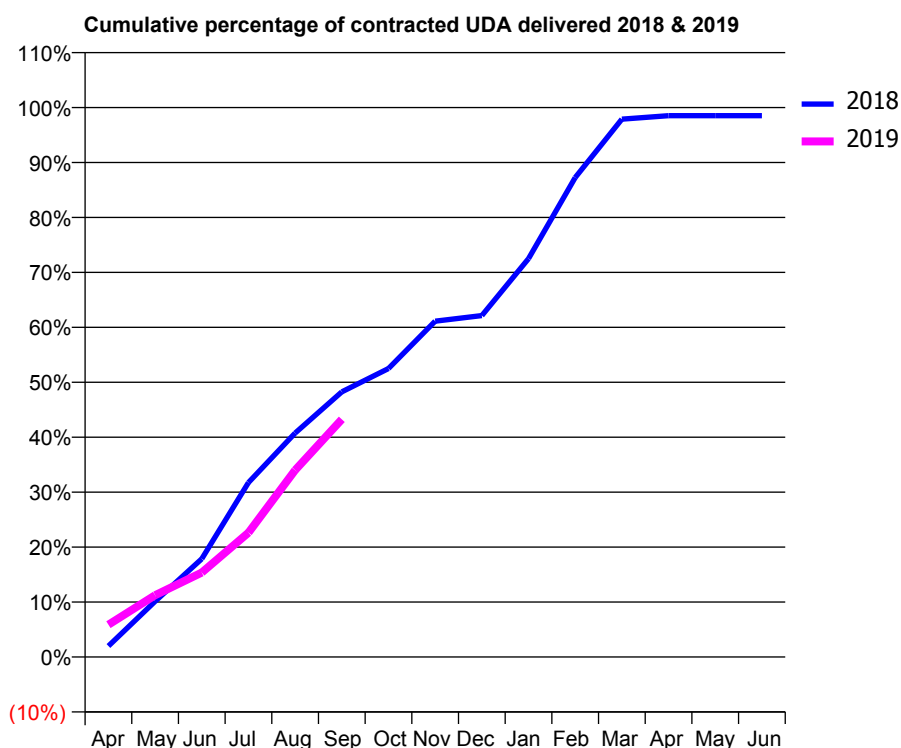
18/19 Contracted general activity (UDA)	800
Carry forward general activity (UDA)	0
18/19 Contracted orthodontic activity (UOA)	0
Carry forward orthodontic activity (UOA)	0
Baseline contract value	£17,029.94

### ACCESS\*

Patients seen in 24 months	Total	Change since previous quarter
Quarter ending September 2017	446	
Quarter ending December 2017	439	↓
Quarter ending March 2018	450	↑
Quarter ending June 2018	435	↓
Quarter ending September 2018	437	→
<b>Variance since September 2017</b>	<b>(2.0%)</b>	<b>↓</b>



### ACTIVITY



Adjusted Scheduled Activity (UDA)		
Month	2018	2019
April	16	47
May	81	90
June	143	123
July	254	181
August	326	272
September	386	346
October	420	
November	489	
December	497	
January	580	
February	698	
March	783	
April	788	
May	788	
June	788	

### QUALITY

	Quantity	Base Number	Contract	AT	Region	England
% of FP17s for the same patient ID Re-attending within 3 months - Children	22	279	7.9%	8.7%	11.1%	11.6%
% of FP17s for the same patient ID Re-attending within 3 months - Adults	0	0	N/A	13.1%	15.3%	15.5%
% of FP17s for the same patient ID Re-attending between 3 & 9 months - Children	160	279	57.3%	61.8%	61.1%	58.8%
% of FP17s for the same patient ID Re-attending between 3 & 9 months - Adults	0	0	N/A	52.4%	52.3%	51.1%
% of FP17s for Band 1 Urgent Courses	0	274	0.0%	8.3%	9.5%	9.0%
% of FP17s Relating to Free Repair or Replacements	0	274	0.0%	0.7%	0.7%	0.8%
% of FP17s Relating to Continuations	0	274	0.0%	0.8%	0.8%	0.9%
% of Patients satisfied with the dentistry they have received	1	1	N/A	94.1%	93.6%	93.3%
% of Patients satisfied with the time they had to wait for an appointment	1	1	N/A	88.8%	88.8%	88.9%

\* This is based on patients treated on this contract for their most recent course of treatment. Figures in italics indicate the base number of FP17s or Patient Questionnaire responses are less than 100. N/A is shown where the base number of responses is less than 10 during the period. % is calculated as Quantity/Base number\*100

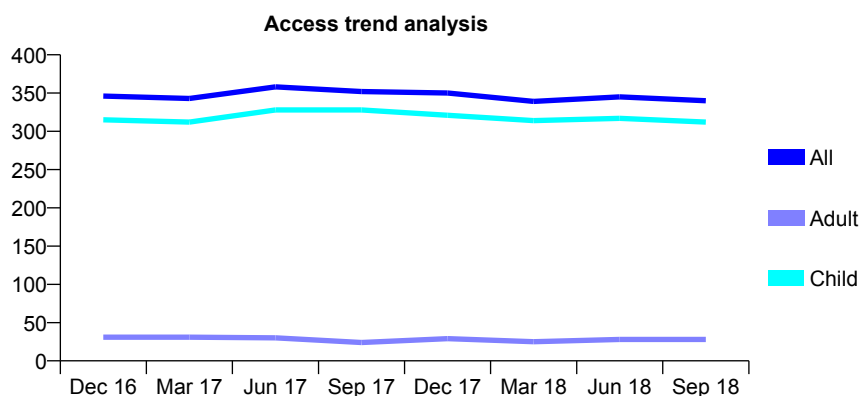
## Q64 - Vital Signs At a Glance Contract Report for 171522/0001 - September 2018

Name or company name	Lechlade Dental Practice
Contract type name	GDS Contract
Purpose of contract	General
Contract start date	01/04/2014
Contract end date	

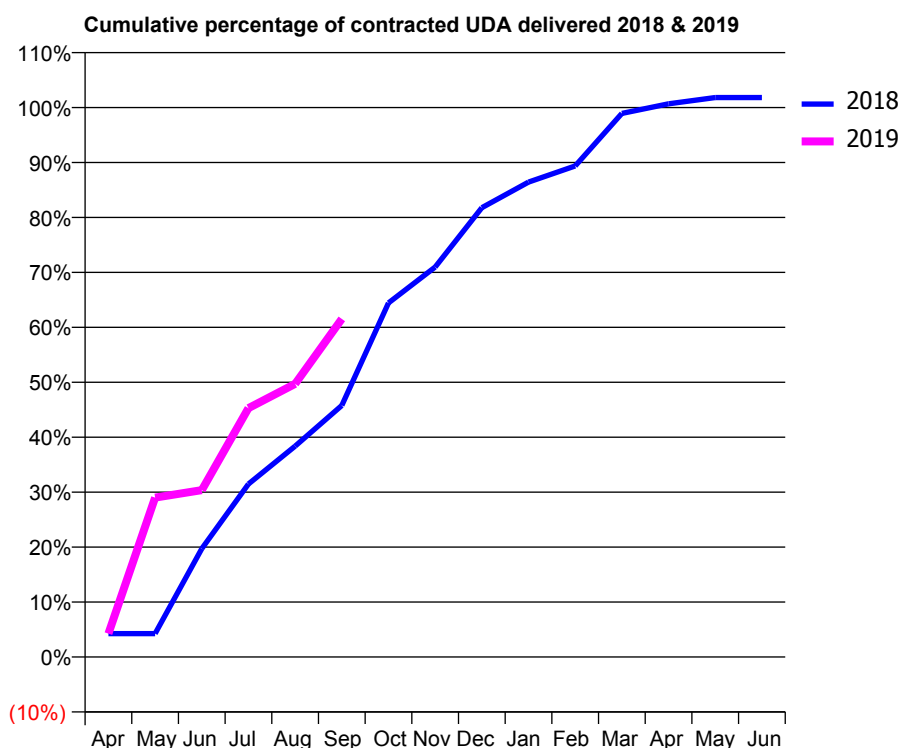
18/19 Contracted general activity (UDA)	800
Carry forward general activity (UDA)	0
18/19 Contracted orthodontic activity (UOA)	0
Carry forward orthodontic activity (UOA)	0
Baseline contract value	£18,296.31

### ACCESS\*

Patients seen in 24 months	Total	Change since previous quarter
Quarter ending September 2017	352	
Quarter ending December 2017	350	→
Quarter ending March 2018	339	↓
Quarter ending June 2018	345	→
Quarter ending September 2018	340	↓
<b>Variance since September 2017</b>	<b>(3.4%)</b>	<b>↓</b>



### ACTIVITY



Adjusted Scheduled Activity (UDA)		
Month	2018	2019
April	34	34
May	34	232
June	158	243
July	252	362
August	307	398
September	366	492
October	516	
November	568	
December	654	
January	691	
February	715	
March	791	
April	805	
May	814	
June	814	

### QUALITY

	Quantity	Base Number	Contract	AT	Region	England
% of FP17s for the same patient ID Re-attending within 3 months - Children	21	256	8.2%	8.7%	11.1%	11.6%
% of FP17s for the same patient ID Re-attending within 3 months - Adults	0	8	0.0%	13.1%	15.3%	15.5%
% of FP17s for the same patient ID Re-attending between 3 & 9 months - Children	142	256	55.5%	61.8%	61.1%	58.8%
% of FP17s for the same patient ID Re-attending between 3 & 9 months - Adults	1	8	12.5%	52.4%	52.3%	51.1%
% of FP17s for Band 1 Urgent Courses	11	245	4.5%	8.3%	9.5%	9.0%
% of FP17s Relating to Free Repair or Replacements	0	245	0.0%	0.7%	0.7%	0.8%
% of FP17s Relating to Continuations	0	245	0.0%	0.8%	0.8%	0.9%
% of Patients satisfied with the dentistry they have received	0	0	N/A	94.1%	93.6%	93.3%
% of Patients satisfied with the time they had to wait for an appointment	0	0	N/A	88.8%	88.8%	88.9%

\* This is based on patients treated on this contract for their most recent course of treatment. Figures in italics indicate the base number of FP17s or Patient Questionnaire responses are less than 100. N/A is shown where the base number of responses is less than 10 during the period. % is calculated as Quantity/Base number\*100

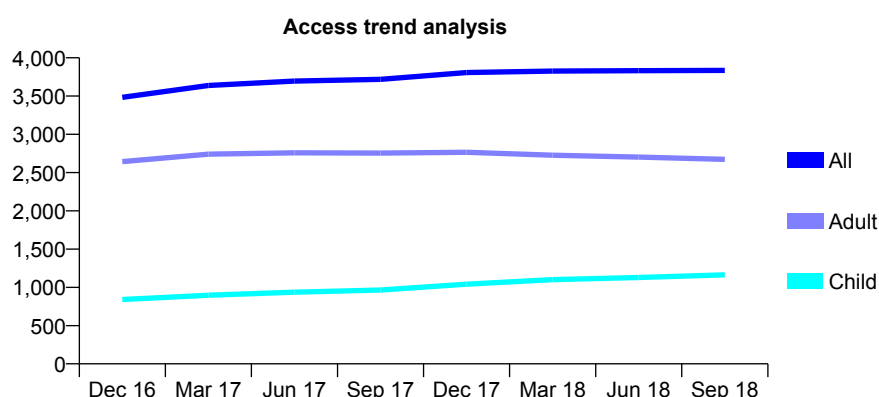
# Q64 - Vital Signs At a Glance Contract Report for 172138/0001 - September 2018

Name or company name	Mr Georgios Mexias
Contract type name	GDS Contract
Purpose of contract	General
Contract start date	01/12/2013
Contract end date	

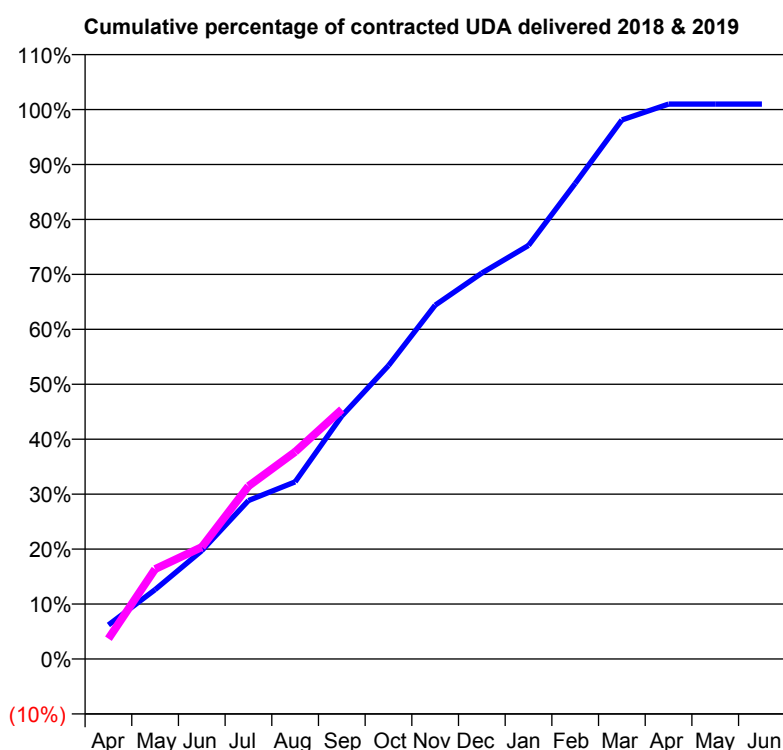
18/19 Contracted general activity (UDA)	10,143
Carry forward general activity (UDA)	0
18/19 Contracted orthodontic activity (UOA)	0
Carry forward orthodontic activity (UOA)	0
Baseline contract value	£214,813.49

## ACCESS\*

Patients seen in 24 months	Total	Change since previous quarter
Quarter ending September 2017	3,718	
Quarter ending December 2017	3,807	↑
Quarter ending March 2018	3,827	→
Quarter ending June 2018	3,831	→
Quarter ending September 2018	3,836	→
<b>Variance since September 2017</b>	<b>3.2%</b>	<b>↑</b>



## ACTIVITY



Adjusted Scheduled Activity (UDA)		
Month	2018	2019
April	645	375
May	1,314	1,661
June	2,051	2,067
July	3,000	3,192
August	3,354	3,824
September	4,602	4,606
October	5,558	
November	6,702	
December	7,310	
January	7,832	
February	9,008	
March	10,210	
April	10,511	
May	10,510	
June	10,510	

## QUALITY

	Quantity	Base Number	Contract	AT	Region	England
% of FP17s for the same patient ID Re-attending within 3 months - Children	46	879	5.2%	8.7%	11.1%	11.6%
% of FP17s for the same patient ID Re-attending within 3 months - Adults	258	1,968	13.1%	13.1%	15.3%	15.5%
% of FP17s for the same patient ID Re-attending between 3 & 9 months - Children	557	879	63.4%	61.8%	61.1%	58.8%
% of FP17s for the same patient ID Re-attending between 3 & 9 months - Adults	1,329	1,968	67.5%	52.4%	52.3%	51.1%
% of FP17s for Band 1 Urgent Courses	165	2,674	6.2%	8.3%	9.5%	9.0%
% of FP17s Relating to Free Repair or Replacements	12	2,674	0.4%	0.7%	0.7%	0.8%
% of FP17s Relating to Continuations	21	2,674	0.8%	0.8%	0.8%	0.9%
% of Patients satisfied with the dentistry they have received	8	8	N/A	94.1%	93.6%	93.3%
% of Patients satisfied with the time they had to wait for an appointment	8	8	N/A	88.8%	88.8%	88.9%

\* This is based on patients treated on this contract for their most recent course of treatment. Figures in italics indicate the base number of FP17s or Patient Questionnaire responses are less than 100. N/A is shown where the base number of responses is less than 10 during the period. % is calculated as Quantity/Base number\*100

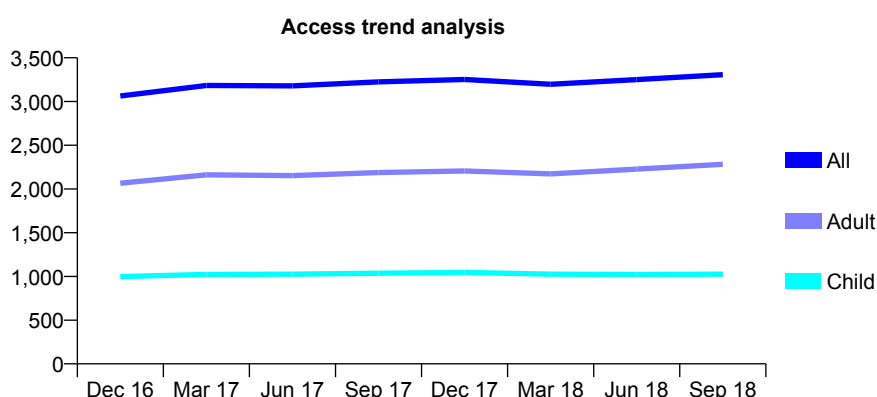
# Q64 - Vital Signs At a Glance Contract Report for 173371/0001 - September 2018

Name or company name	The Parks Dental Practice
Contract type name	GDS Contract
Purpose of contract	General
Contract start date	21/03/2013
Contract end date	

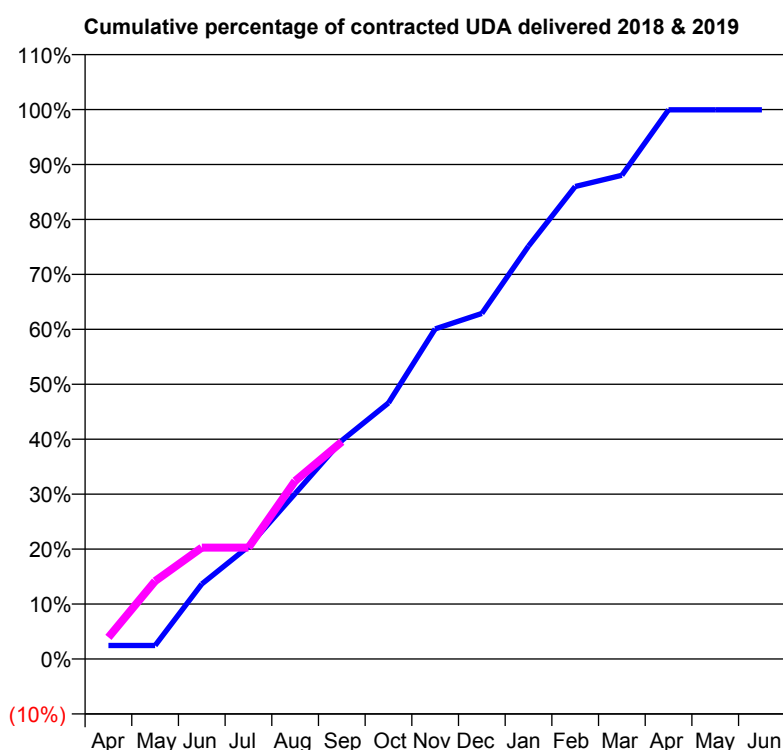
18/19 Contracted general activity (UDA)	7,000
Carry forward general activity (UDA)	0
18/19 Contracted orthodontic activity (UOA)	0
Carry forward orthodontic activity (UOA)	0
Baseline contract value	£170,842.90

## ACCESS\*

Patients seen in 24 months	Total	Change since previous quarter
Quarter ending September 2017	3,224	
Quarter ending December 2017	3,252	→
Quarter ending March 2018	3,197	↓
Quarter ending June 2018	3,250	→
Quarter ending September 2018	3,307	→
<b>Variance since September 2017</b>	<b>2.6%</b>	<b>↑</b>



## ACTIVITY



Adjusted Scheduled Activity (UDA)		
Month	2018	2019
April	176	277
May	176	993
June	980	1,420
July	1,471	1,420
August	2,161	2,268
September	2,856	2,768
October	3,347	
November	4,315	
December	4,517	
January	5,396	
February	6,176	
March	6,321	
April	7,178	
May	7,179	
June	7,179	

## QUALITY

	Quantity	Base Number	Contract	AT	Region	England
% of FP17s for the same patient ID Re-attending within 3 months - Children	73	908	8.0%	8.7%	11.1%	11.6%
% of FP17s for the same patient ID Re-attending within 3 months - Adults	165	1,346	12.3%	13.1%	15.3%	15.5%
% of FP17s for the same patient ID Re-attending between 3 & 9 months - Children	622	908	68.5%	61.8%	61.1%	58.8%
% of FP17s for the same patient ID Re-attending between 3 & 9 months - Adults	523	1,346	38.9%	52.4%	52.3%	51.1%
% of FP17s for Band 1 Urgent Courses	258	1,761	14.7%	8.3%	9.5%	9.0%
% of FP17s Relating to Free Repair or Replacements	7	1,761	0.4%	0.7%	0.7%	0.8%
% of FP17s Relating to Continuations	3	1,761	0.2%	0.8%	0.8%	0.9%
% of Patients satisfied with the dentistry they have received	1	1	N/A	94.1%	93.6%	93.3%
% of Patients satisfied with the time they had to wait for an appointment	1	1	N/A	88.8%	88.8%	88.9%

\* This is based on patients treated on this contract for their most recent course of treatment. Figures in italics indicate the base number of FP17s or Patient Questionnaire responses are less than 100. N/A is shown where the base number of responses is less than 10 during the period. % is calculated as Quantity/Base number\*100

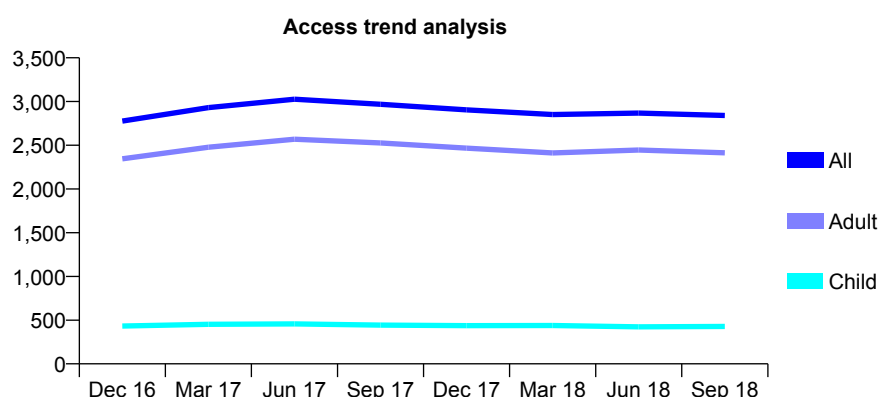
# Q64 - Vital Signs At a Glance Contract Report for 178152/0001 - September 2018

Name or company name	PW & SM Phillips
Contract type name	GDS Contract
Purpose of contract	General
Contract start date	01/07/2015
Contract end date	

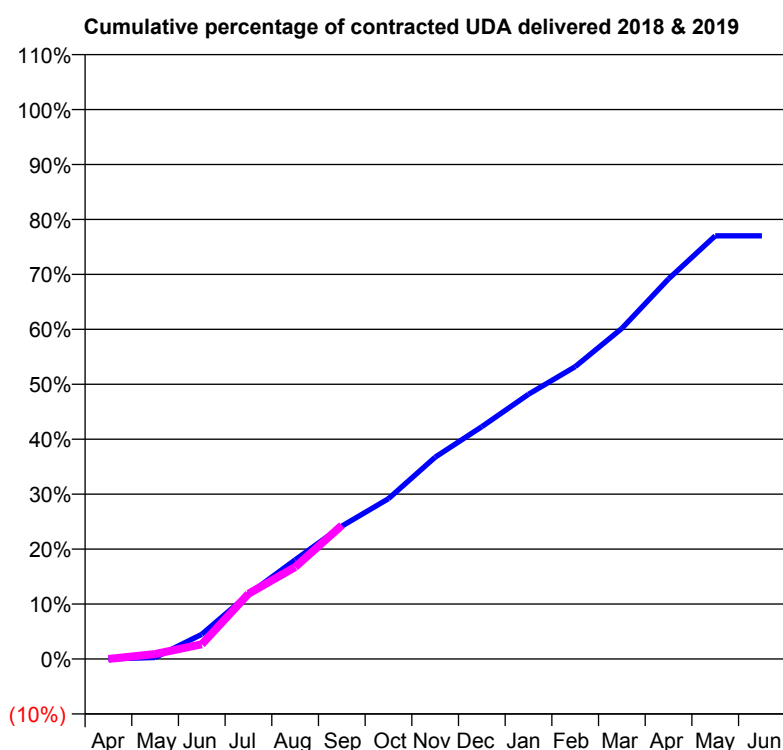
18/19 Contracted general activity (UDA)	9,000
Carry forward general activity (UDA)	0
18/19 Contracted orthodontic activity (UOA)	0
Carry forward orthodontic activity (UOA)	0
Baseline contract value	£213,666.88

## ACCESS\*

Patients seen in 24 months	Total	Change since previous quarter
Quarter ending September 2017	2,969	
Quarter ending December 2017	2,904	↓
Quarter ending March 2018	2,851	↓
Quarter ending June 2018	2,868	→
Quarter ending September 2018	2,841	→
<b>Variance since September 2017</b>	<b>(4.3%)</b>	<b>↓</b>



## ACTIVITY



Adjusted Scheduled Activity (UDA)		
Month	2018	2019
April	0	0
May	25	81
June	406	240
July	1,060	1,068
August	1,623	1,507
September	2,177	2,190
October	2,626	
November	3,306	
December	3,805	
January	4,337	
February	4,789	
March	5,416	
April	6,226	
May	6,931	
June	6,931	

## QUALITY

	Quantity	Base Number	Contract	AT	Region	England
% of FP17s for the same patient ID Re-attending within 3 months - Children	12	327	3.7%	8.7%	11.1%	11.6%
% of FP17s for the same patient ID Re-attending within 3 months - Adults	198	1,536	12.9%	13.1%	15.3%	15.5%
% of FP17s for the same patient ID Re-attending between 3 & 9 months - Children	166	327	50.8%	61.8%	61.1%	58.8%
% of FP17s for the same patient ID Re-attending between 3 & 9 months - Adults	658	1,536	42.8%	52.4%	52.3%	51.1%
% of FP17s for Band 1 Urgent Courses	175	1,196	14.6%	8.3%	9.5%	9.0%
% of FP17s Relating to Free Repair or Replacements	24	1,196	2.0%	0.7%	0.7%	0.8%
% of FP17s Relating to Continuations	0	1,196	0.0%	0.8%	0.8%	0.9%
% of Patients satisfied with the dentistry they have received	7	9	N/A	94.1%	93.6%	93.3%
% of Patients satisfied with the time they had to wait for an appointment	7	9	N/A	88.8%	88.8%	88.9%

\* This is based on patients treated on this contract for their most recent course of treatment. Figures in italics indicate the base number of FP17s or Patient Questionnaire responses are less than 100. N/A is shown where the base number of responses is less than 10 during the period. % is calculated as Quantity/Base number\*100



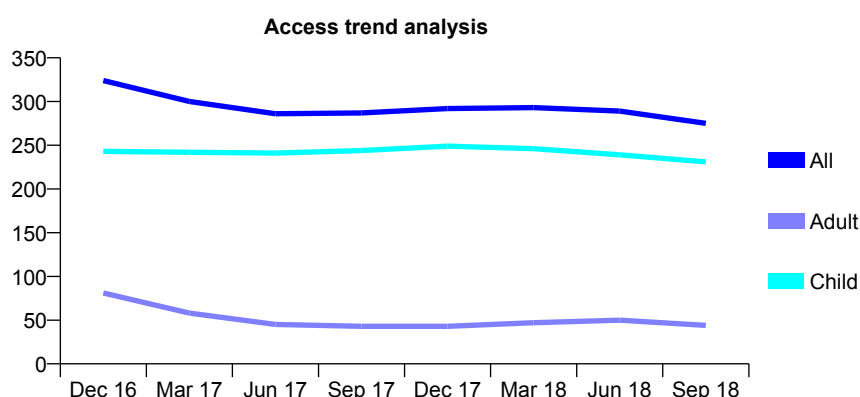
# Q64 - Vital Signs At a Glance Contract Report for 179442/0001 - September 2018

Name or company name	Mr Carl Stuart Sainsbury Roberts
Contract type name	GDS Contract
Purpose of contract	General and Orthodontic
Contract start date	01/04/2014
Contract end date	

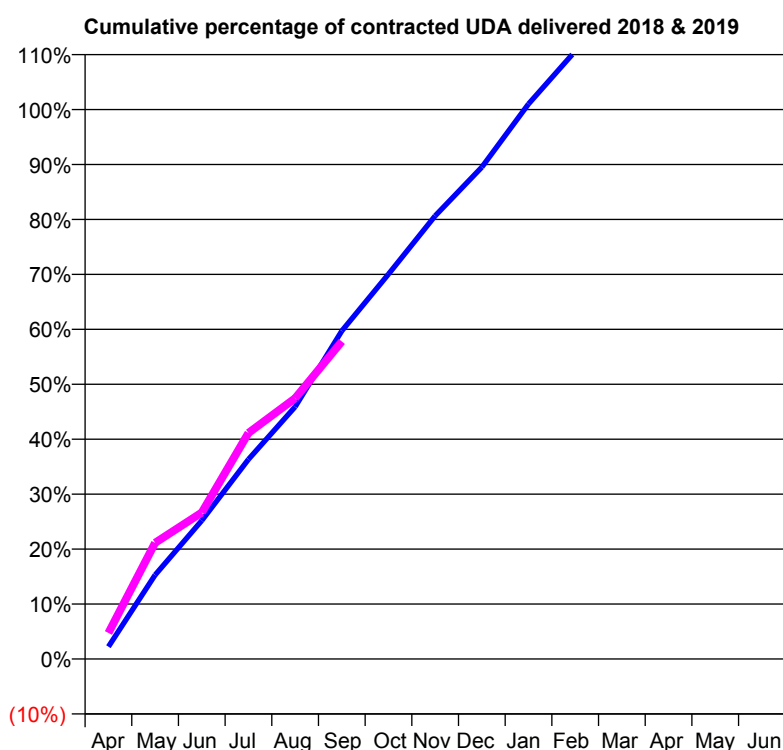
18/19 Contracted general activity (UDA)	400
Carry forward general activity (UDA)	0
18/19 Contracted orthodontic activity (UOA)	0
Carry forward orthodontic activity (UOA)	0
Baseline contract value	£9,927.55

## ACCESS\*

Patients seen in 24 months	Total	Change since previous quarter
Quarter ending September 2017	287	
Quarter ending December 2017	292	→
Quarter ending March 2018	293	→
Quarter ending June 2018	289	↓
Quarter ending September 2018	275	↓
<b>Variance since September 2017</b>	<b>(4.2%)</b>	<b>↓</b>



## ACTIVITY



Adjusted Scheduled Activity (UDA)		
Month	2018	2019
April	9	19
May	61	85
June	101	107
July	145	165
August	184	190
September	239	231
October	280	
November	323	
December	358	
January	404	
February	442	
March	473	
April	481	
May	482	
June	482	

## QUALITY

	Quantity	Base Number	Contract	AT	Region	England
% of FP17s for the same patient ID Re-attending within 3 months - Children	7	178	3.9%	8.7%	11.1%	11.6%
% of FP17s for the same patient ID Re-attending within 3 months - Adults	2	10	20.0%	13.1%	15.3%	15.5%
% of FP17s for the same patient ID Re-attending between 3 & 9 months - Children	101	178	56.7%	61.8%	61.1%	58.8%
% of FP17s for the same patient ID Re-attending between 3 & 9 months - Adults	6	10	60.0%	52.4%	52.3%	51.1%
% of FP17s for Band 1 Urgent Courses	6	179	3.4%	8.3%	9.5%	9.0%
% of FP17s Relating to Free Repair or Replacements	0	179	0.0%	0.7%	0.7%	0.8%
% of FP17s Relating to Continuations	0	179	0.0%	0.8%	0.8%	0.9%
% of Patients satisfied with the dentistry they have received	0	0	N/A	94.1%	93.6%	93.3%
% of Patients satisfied with the time they had to wait for an appointment	0	0	N/A	88.8%	88.8%	88.9%

\* This is based on patients treated on this contract for their most recent course of treatment. Figures in italics indicate the base number of FP17s or Patient Questionnaire responses are less than 100. N/A is shown where the base number of responses is less than 10 during the period. % is calculated as Quantity/Base number\*100

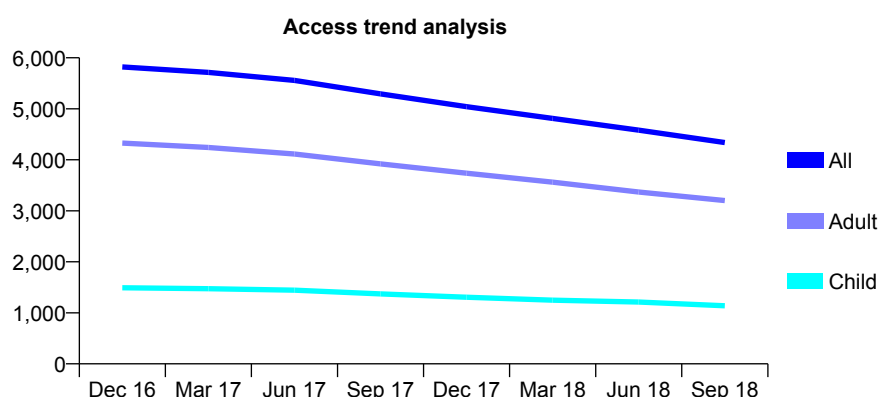
# Q64 - Vital Signs At a Glance Contract Report for 181110/0001 - September 2018

Name or company name	IDH Limited
Contract type name	GDS Contract
Purpose of contract	General
Contract start date	01/03/2008
Contract end date	

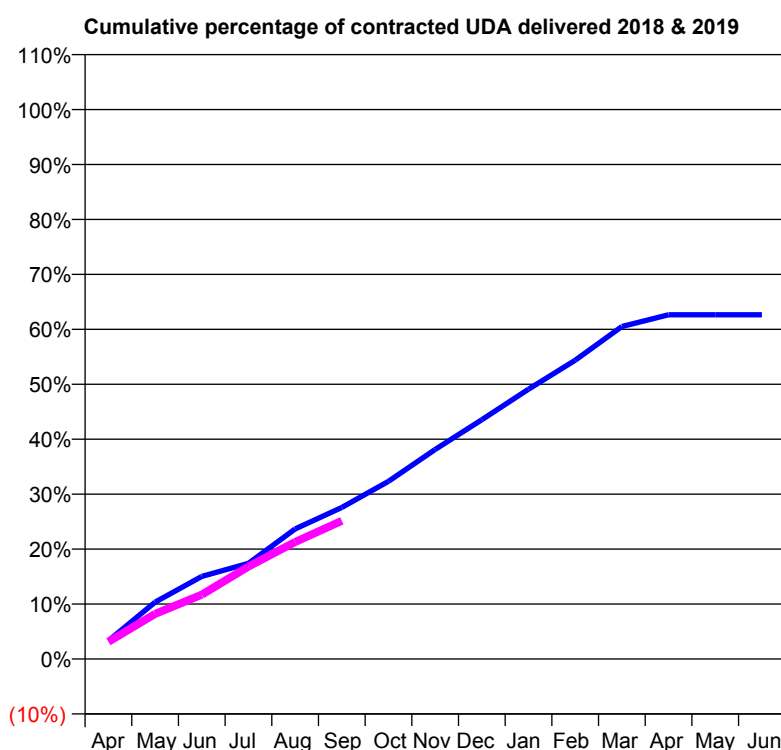
18/19 Contracted general activity (UDA)	15,100
Carry forward general activity (UDA)	0
18/19 Contracted orthodontic activity (UOA)	0
Carry forward orthodontic activity (UOA)	0
Baseline contract value	£407,332.22

## ACCESS\*

Patients seen in 24 months	Total	Change since previous quarter
Quarter ending September 2017	5,292	
Quarter ending December 2017	5,042	↓
Quarter ending March 2018	4,812	↓
Quarter ending June 2018	4,581	↓
Quarter ending September 2018	4,339	↓
<b>Variance since September 2017</b>	<b>(18.0%)</b>	↓



## ACTIVITY



Adjusted Scheduled Activity (UDA)		
Month	2018	2019
April	505	475
May	1,563	1,241
June	2,271	1,767
July	2,627	2,540
August	3,575	3,215
September	4,165	3,799
October	4,884	
November	5,759	
December	6,575	
January	7,413	
February	8,211	
March	9,135	
April	9,461	
May	9,461	
June	9,458	

## QUALITY

	Quantity	Base Number	Contract	AT	Region	England
% of FP17s for the same patient ID Re-attending within 3 months - Children	43	605	7.1%	8.7%	11.1%	11.6%
% of FP17s for the same patient ID Re-attending within 3 months - Adults	275	1,505	18.3%	13.1%	15.3%	15.5%
% of FP17s for the same patient ID Re-attending between 3 & 9 months - Children	278	605	46.0%	61.8%	61.1%	58.8%
% of FP17s for the same patient ID Re-attending between 3 & 9 months - Adults	521	1,505	34.6%	52.4%	52.3%	51.1%
% of FP17s for Band 1 Urgent Courses	251	1,972	12.7%	8.3%	9.5%	9.0%
% of FP17s Relating to Free Repair or Replacements	14	1,972	0.7%	0.7%	0.7%	0.8%
% of FP17s Relating to Continuations	24	1,972	1.2%	0.8%	0.8%	0.9%
% of Patients satisfied with the dentistry they have received	5	5	N/A	94.1%	93.6%	93.3%
% of Patients satisfied with the time they had to wait for an appointment	3	5	N/A	88.8%	88.8%	88.9%

\* This is based on patients treated on this contract for their most recent course of treatment. Figures in italics indicate the base number of FP17s or Patient Questionnaire responses are less than 100. N/A is shown where the base number of responses is less than 10 during the period. % is calculated as Quantity/Base number\*100

## Q64 - Vital Signs At a Glance Contract Report for 181420/0001 - September 2018

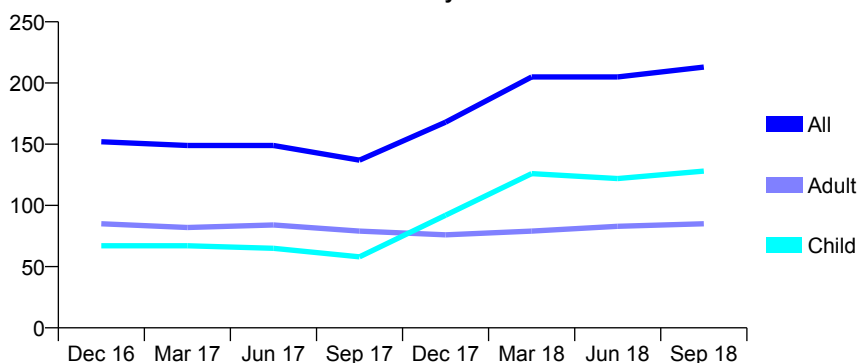
Name or company name	The Cottage Dental & Implant Clinic Limited
Contract type name	GDS Contract
Purpose of contract	General
Contract start date	01/12/2008
Contract end date	

18/19 Contracted general activity (UDA)	650
Carry forward general activity (UDA)	0
18/19 Contracted orthodontic activity (UOA)	0
Carry forward orthodontic activity (UOA)	0
Baseline contract value	£15,631.57

### ACCESS\*

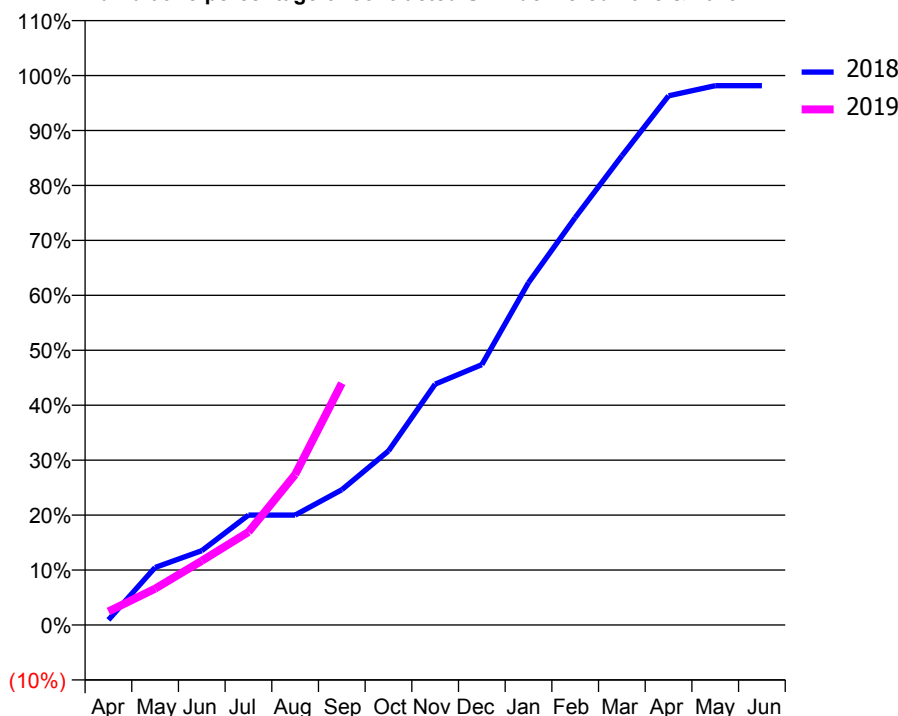
Patients seen in 24 months	Total	Change since previous quarter
Quarter ending September 2017	137	
Quarter ending December 2017	168	↑
Quarter ending March 2018	205	↑
Quarter ending June 2018	205	→
Quarter ending September 2018	213	↑
<b>Variance since September 2017</b>	<b>55.5%</b>	<b>↑</b>

### Access trend analysis



### ACTIVITY

#### Cumulative percentage of contracted UDA delivered 2018 & 2019



Month	Adjusted Scheduled Activity (UDA)	
	2018	2019
April	6	16
May	68	43
June	88	76
July	130	110
August	130	178
September	160	286
October	206	
November	285	
December	308	
January	405	
February	482	
March	555	
April	626	
May	638	
June	638	

### QUALITY

	Quantity	Base Number	Contract	AT	Region	England
% of FP17s for the same patient ID Re-attending within 3 months - Children	4	102	3.9%	8.7%	11.1%	11.6%
% of FP17s for the same patient ID Re-attending within 3 months - Adults	4	54	7.4%	13.1%	15.3%	15.5%
% of FP17s for the same patient ID Re-attending between 3 & 9 months - Children	64	102	62.7%	61.8%	61.1%	58.8%
% of FP17s for the same patient ID Re-attending between 3 & 9 months - Adults	26	54	48.1%	52.4%	52.3%	51.1%
% of FP17s for Band 1 Urgent Courses	0	141	0.0%	8.3%	9.5%	9.0%
% of FP17s Relating to Free Repair or Replacements	0	141	0.0%	0.7%	0.7%	0.8%
% of FP17s Relating to Continuations	4	141	2.8%	0.8%	0.8%	0.9%
% of Patients satisfied with the dentistry they have received	0	0	N/A	94.1%	93.6%	93.3%
% of Patients satisfied with the time they had to wait for an appointment	0	0	N/A	88.8%	88.8%	88.9%

\* This is based on patients treated on this contract for their most recent course of treatment. Figures in italics indicate the base number of FP17s or Patient Questionnaire responses are less than 100. N/A is shown where the base number of responses is less than 10 during the period. % is calculated as Quantity/Base number\*100

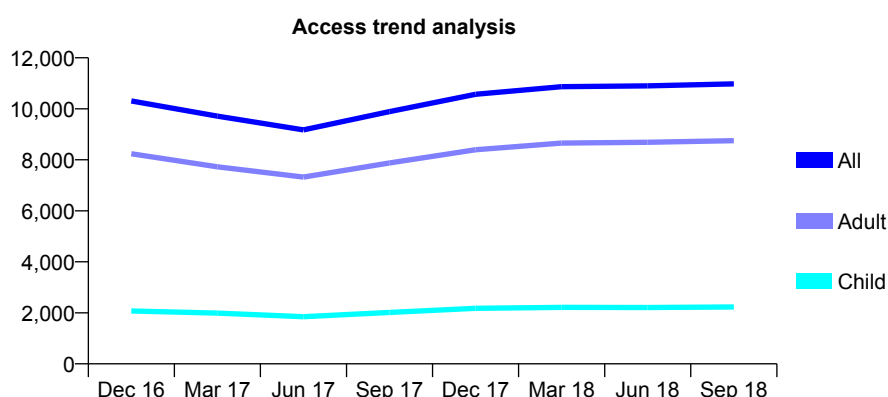
# Q64 - Vital Signs At a Glance Contract Report for 182869/0001 - September 2018

Name or company name	Market Place Dental Practice Ltd
Contract type name	GDS Contract
Purpose of contract	General
Contract start date	01/04/2007
Contract end date	

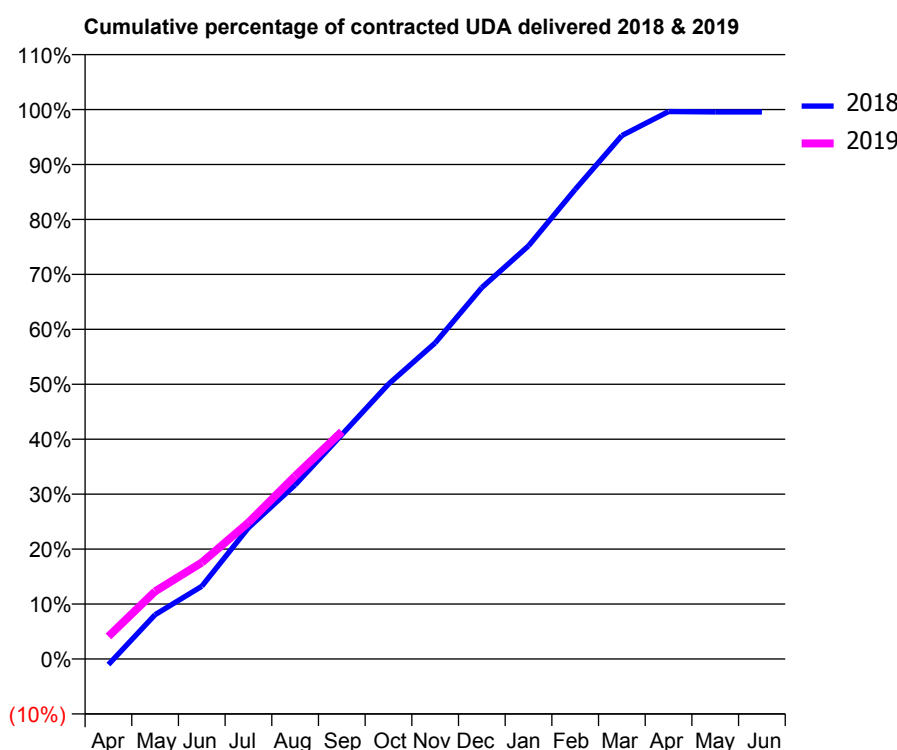
18/19 Contracted general activity (UDA)	25,000
Carry forward general activity (UDA)	0
18/19 Contracted orthodontic activity (UOA)	0
Carry forward orthodontic activity (UOA)	0
Baseline contract value	£641,908.33

## ACCESS\*

Patients seen in 24 months	Total	Change since previous quarter
Quarter ending September 2017	9,891	
Quarter ending December 2017	10,571	↑
Quarter ending March 2018	10,868	↑
Quarter ending June 2018	10,899	→
Quarter ending September 2018	10,980	→
<b>Variance since September 2017</b>	<b>11.0%</b>	<b>↑</b>



## ACTIVITY



Adjusted Scheduled Activity (UDA)		
Month	2018	2019
April	-258	1,026
May	2,019	3,077
June	3,312	4,387
July	5,971	6,210
August	7,919	8,324
September	10,209	10,344
October	12,506	
November	14,381	
December	16,901	
January	18,797	
February	21,362	
March	23,814	
April	24,908	
May	24,887	
June	24,891	

## QUALITY

	Quantity	Base Number	Contract	AT	Region	England
% of FP17s for the same patient ID Re-attending within 3 months - Children	62	1,300	4.8%	8.7%	11.1%	11.6%
% of FP17s for the same patient ID Re-attending within 3 months - Adults	610	5,128	11.9%	13.1%	15.3%	15.5%
% of FP17s for the same patient ID Re-attending between 3 & 9 months - Children	678	1,300	52.2%	61.8%	61.1%	58.8%
% of FP17s for the same patient ID Re-attending between 3 & 9 months - Adults	2,675	5,128	52.2%	52.4%	52.3%	51.1%
% of FP17s for Band 1 Urgent Courses	586	5,969	9.8%	8.3%	9.5%	9.0%
% of FP17s Relating to Free Repair or Replacements	38	5,969	0.6%	0.7%	0.7%	0.8%
% of FP17s Relating to Continuations	63	5,969	1.1%	0.8%	0.8%	0.9%
% of Patients satisfied with the dentistry they have received	6	8	N/A	94.1%	93.6%	93.3%
% of Patients satisfied with the time they had to wait for an appointment	5	8	N/A	88.8%	88.8%	88.9%

\* This is based on patients treated on this contract for their most recent course of treatment. Figures in italics indicate the base number of FP17s or Patient Questionnaire responses are less than 100. N/A is shown where the base number of responses is less than 10 during the period. % is calculated as Quantity/Base number\*100

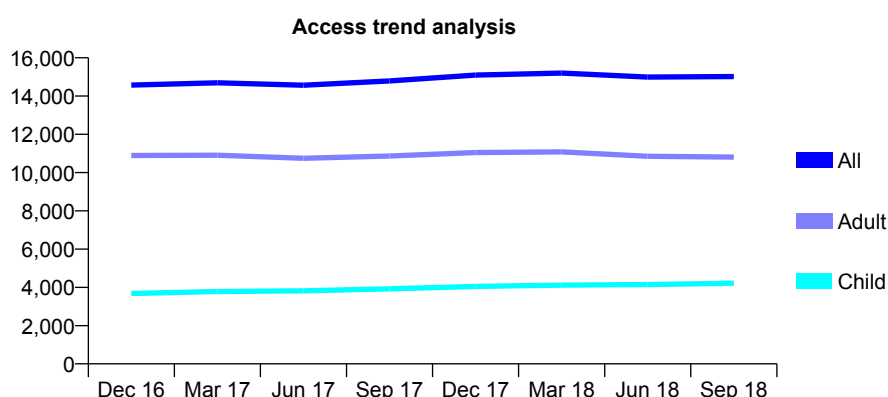
# Q64 - Vital Signs At a Glance Contract Report for 182877/0002 - September 2018

Name or company name	Smileright Limited
Contract type name	GDS Contract
Purpose of contract	General
Contract start date	01/04/2011
Contract end date	

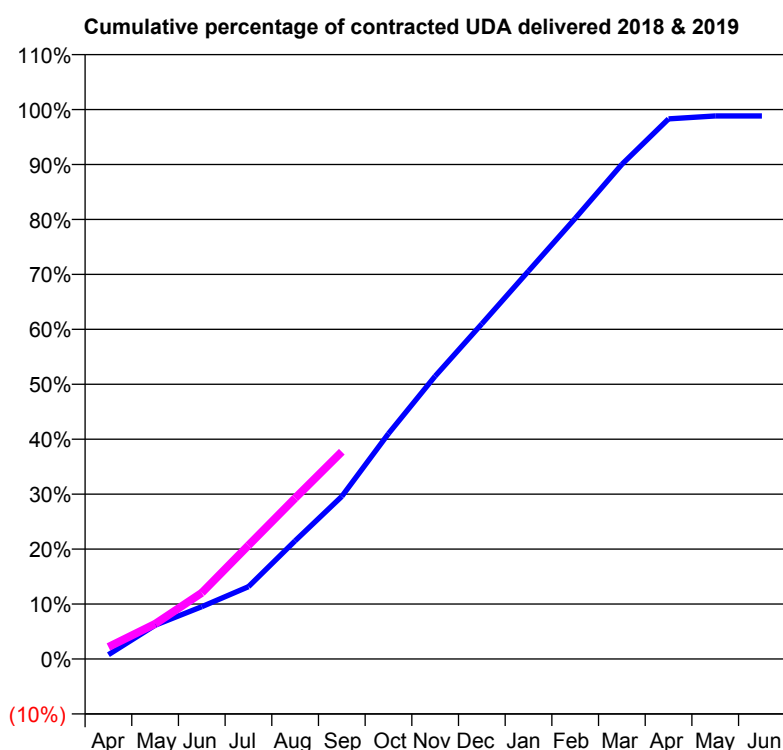
18/19 Contracted general activity (UDA)	50,008
Carry forward general activity (UDA)	0
18/19 Contracted orthodontic activity (UOA)	0
Carry forward orthodontic activity (UOA)	0
Baseline contract value	£1,192,608.25

## ACCESS\*

Patients seen in 24 months	Total	Change since previous quarter
Quarter ending September 2017	14,787	
Quarter ending December 2017	15,095	↑
Quarter ending March 2018	15,201	→
Quarter ending June 2018	14,996	↓
Quarter ending September 2018	15,022	→
<b>Variance since September 2017</b>	<b>1.6%</b>	<b>→</b>



## ACTIVITY



Adjusted Scheduled Activity (UDA)		
Month	2018	2019
April	390	1,104
May	3,072	3,198
June	4,763	6,027
July	6,584	10,341
August	10,758	14,643
September	14,794	18,859
October	20,515	
November	25,745	
December	30,504	
January	35,310	
February	40,099	
March	45,018	
April	49,156	
May	49,417	
June	49,417	

## QUALITY

	Quantity	Base Number	Contract	AT	Region	England
% of FP17s for the same patient ID Re-attending within 3 months - Children	173	2,686	6.4%	8.7%	11.1%	11.6%
% of FP17s for the same patient ID Re-attending within 3 months - Adults	547	5,807	9.4%	13.1%	15.3%	15.5%
% of FP17s for the same patient ID Re-attending between 3 & 9 months - Children	1,396	2,686	52.0%	61.8%	61.1%	58.8%
% of FP17s for the same patient ID Re-attending between 3 & 9 months - Adults	2,750	5,807	47.4%	52.4%	52.3%	51.1%
% of FP17s for Band 1 Urgent Courses	212	6,882	3.1%	8.3%	9.5%	9.0%
% of FP17s Relating to Free Repair or Replacements	54	6,882	0.8%	0.7%	0.7%	0.8%
% of FP17s Relating to Continuations	50	6,882	0.7%	0.8%	0.8%	0.9%
% of Patients satisfied with the dentistry they have received	12	15	80.0%	94.1%	93.6%	93.3%
% of Patients satisfied with the time they had to wait for an appointment	14	15	93.3%	88.8%	88.8%	88.9%

\* This is based on patients treated on this contract for their most recent course of treatment. Figures in italics indicate the base number of FP17s or Patient Questionnaire responses are less than 100. N/A is shown where the base number of responses is less than 10 during the period. % is calculated as Quantity/Base number\*100

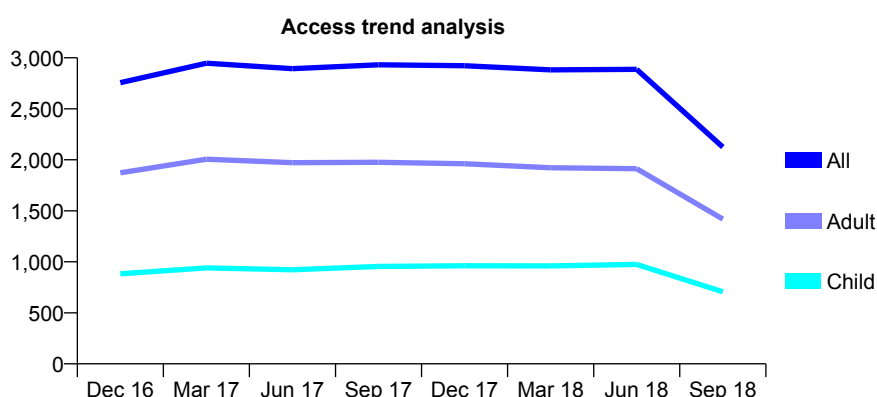
# Q64 - Vital Signs At a Glance Contract Report for 184209/0001 - September 2018

Name or company name	Smilecare Swindon Limited
Contract type name	PDS Plus Contract
Purpose of contract	General
Contract start date	01/04/2013
Contract end date	30/06/2018

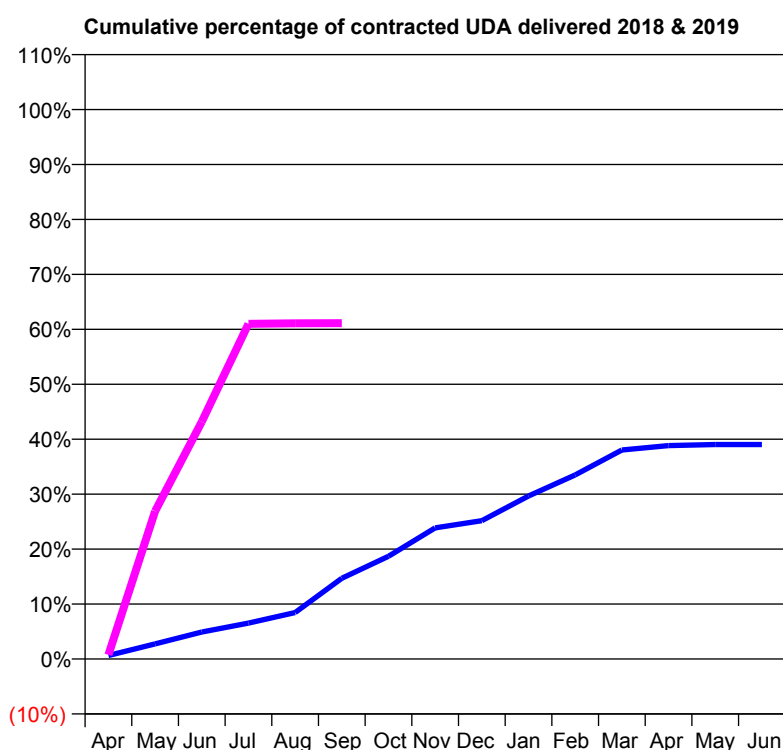
18/19 Contracted general activity (UDA)	4,000
Carry forward general activity (UDA)	0
18/19 Contracted orthodontic activity (UOA)	0
Carry forward orthodontic activity (UOA)	0
Baseline contract value	£49,202.26

## ACCESS\*

Patients seen in 24 months	Total	Change since previous quarter
Quarter ending September 2017	2,931	
Quarter ending December 2017	2,922	→
Quarter ending March 2018	2,882	↓
Quarter ending June 2018	2,887	→
Quarter ending September 2018	2,125	↓
<b>Variance since September 2017</b>	<b>(27.5%)</b>	<b>↓</b>



## ACTIVITY



Adjusted Scheduled Activity (UDA)		
Month	2018	2019
April	102	31
May	440	1,076
June	784	1,727
July	1,045	2,440
August	1,352	2,443
September	2,353	2,444
October	2,992	
November	3,819	
December	4,029	
January	4,747	
February	5,359	
March	6,085	
April	6,213	
May	6,245	
June	6,244	

## QUALITY

	Quantity	Base Number	Contract	AT	Region	England
% of FP17s for the same patient ID Re-attending within 3 months - Children	35	403	8.7%	8.7%	11.1%	11.6%
% of FP17s for the same patient ID Re-attending within 3 months - Adults	150	811	18.5%	13.1%	15.3%	15.5%
% of FP17s for the same patient ID Re-attending between 3 & 9 months - Children	186	403	46.2%	61.8%	61.1%	58.8%
% of FP17s for the same patient ID Re-attending between 3 & 9 months - Adults	338	811	41.7%	52.4%	52.3%	51.1%
% of FP17s for Band 1 Urgent Courses	91	985	9.2%	8.3%	9.5%	9.0%
% of FP17s Relating to Free Repair or Replacements	3	985	0.3%	0.7%	0.7%	0.8%
% of FP17s Relating to Continuations	1	985	0.1%	0.8%	0.8%	0.9%
% of Patients satisfied with the dentistry they have received	4	5	N/A	94.1%	93.6%	93.3%
% of Patients satisfied with the time they had to wait for an appointment	4	5	N/A	88.8%	88.8%	88.9%

\* This is based on patients treated on this contract for their most recent course of treatment. Figures in italics indicate the base number of FP17s or Patient Questionnaire responses are less than 100. N/A is shown where the base number of responses is less than 10 during the period. % is calculated as Quantity/Base number\*100

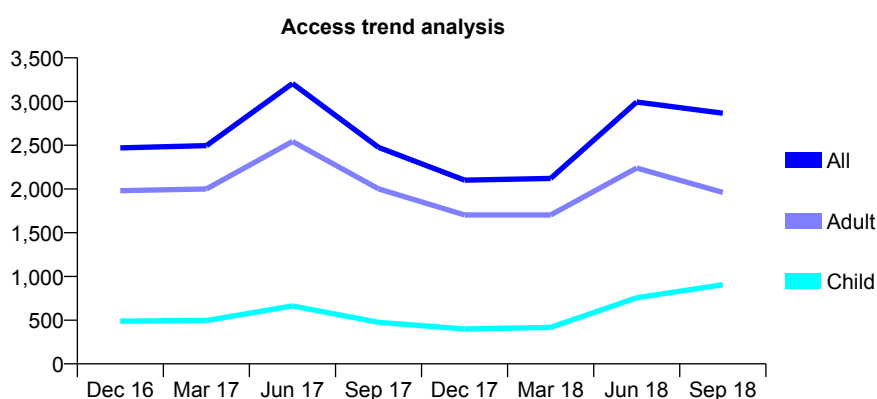
# Q64 - Vital Signs At a Glance Contract Report for 184381/0002 - September 2018

Name or company name	Tetbury Dental Practice
Contract type name	GDS Contract
Purpose of contract	General
Contract start date	01/04/2012
Contract end date	

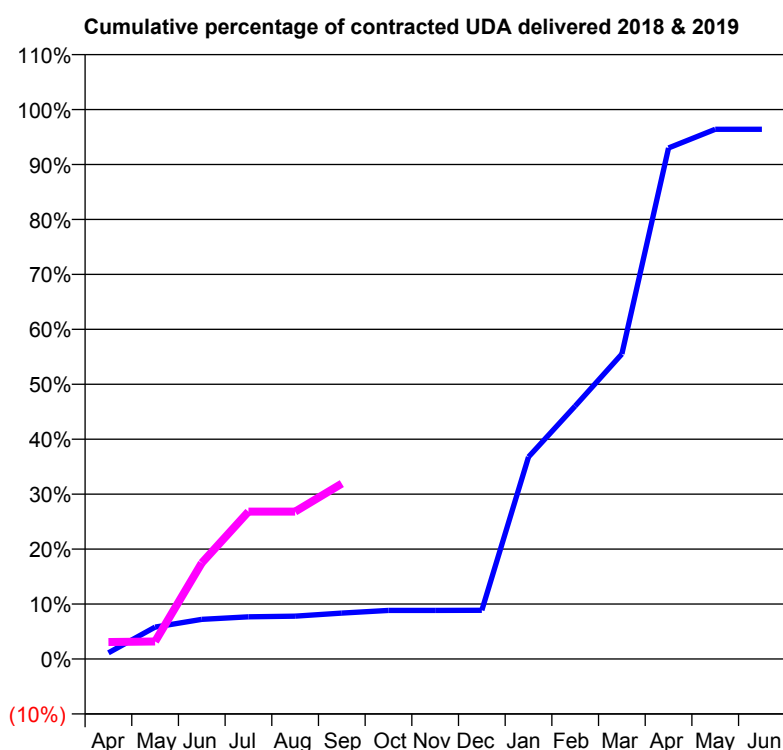
18/19 Contracted general activity (UDA)	6,131
Carry forward general activity (UDA)	0
18/19 Contracted orthodontic activity (UOA)	0
Carry forward orthodontic activity (UOA)	0
Baseline contract value	£127,192.26

## ACCESS\*

Patients seen in 24 months	Total	Change since previous quarter
Quarter ending September 2017	2,476	
Quarter ending December 2017	2,101	↓
Quarter ending March 2018	2,120	→
Quarter ending June 2018	2,994	↑
Quarter ending September 2018	2,866	↓
<b>Variance since September 2017</b>	<b>15.8%</b>	<b>↑</b>



## ACTIVITY



Adjusted Scheduled Activity (UDA)		
Month	2018	2019
April	70	190
May	356	195
June	442	1,072
July	471	1,645
August	478	1,645
September	513	1,958
October	543	
November	543	
December	544	
January	2,255	
February	2,823	
March	3,403	
April	5,702	
May	5,910	
June	5,910	

## QUALITY

	Quantity	Base Number	Contract	AT	Region	England
% of FP17s for the same patient ID Re-attending within 3 months - Children	27	841	3.2%	8.7%	11.1%	11.6%
% of FP17s for the same patient ID Re-attending within 3 months - Adults	95	1,414	6.7%	13.1%	15.3%	15.5%
% of FP17s for the same patient ID Re-attending between 3 & 9 months - Children	194	841	23.1%	61.8%	61.1%	58.8%
% of FP17s for the same patient ID Re-attending between 3 & 9 months - Adults	158	1,414	11.2%	52.4%	52.3%	51.1%
% of FP17s for Band 1 Urgent Courses	79	1,030	7.7%	8.3%	9.5%	9.0%
% of FP17s Relating to Free Repair or Replacements	20	1,030	1.9%	0.7%	0.7%	0.8%
% of FP17s Relating to Continuations	14	1,030	1.4%	0.8%	0.8%	0.9%
% of Patients satisfied with the dentistry they have received	0	0	N/A	94.1%	93.6%	93.3%
% of Patients satisfied with the time they had to wait for an appointment	0	0	N/A	88.8%	88.8%	88.9%

\* This is based on patients treated on this contract for their most recent course of treatment. Figures in italics indicate the base number of FP17s or Patient Questionnaire responses are less than 100. N/A is shown where the base number of responses is less than 10 during the period. % is calculated as Quantity/Base number\*100



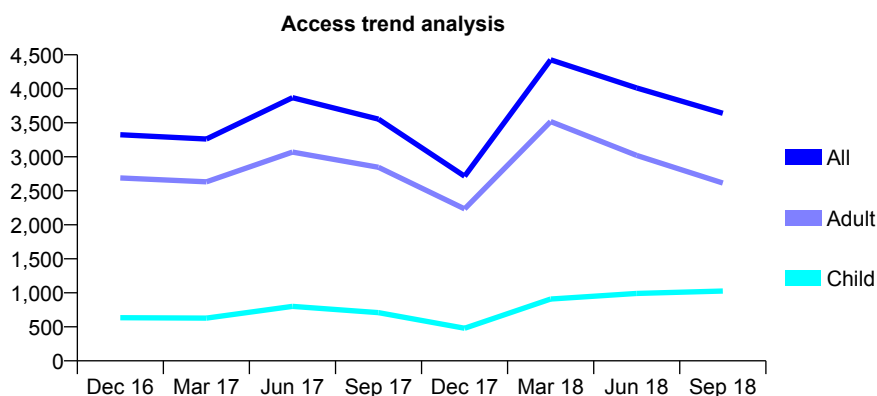
## Q64 - Vital Signs At a Glance Contract Report for 184381/0003 - September 2018

Name or company name	Tetbury Dental Practice
Contract type name	GDS Contract
Purpose of contract	General
Contract start date	01/04/2012
Contract end date	

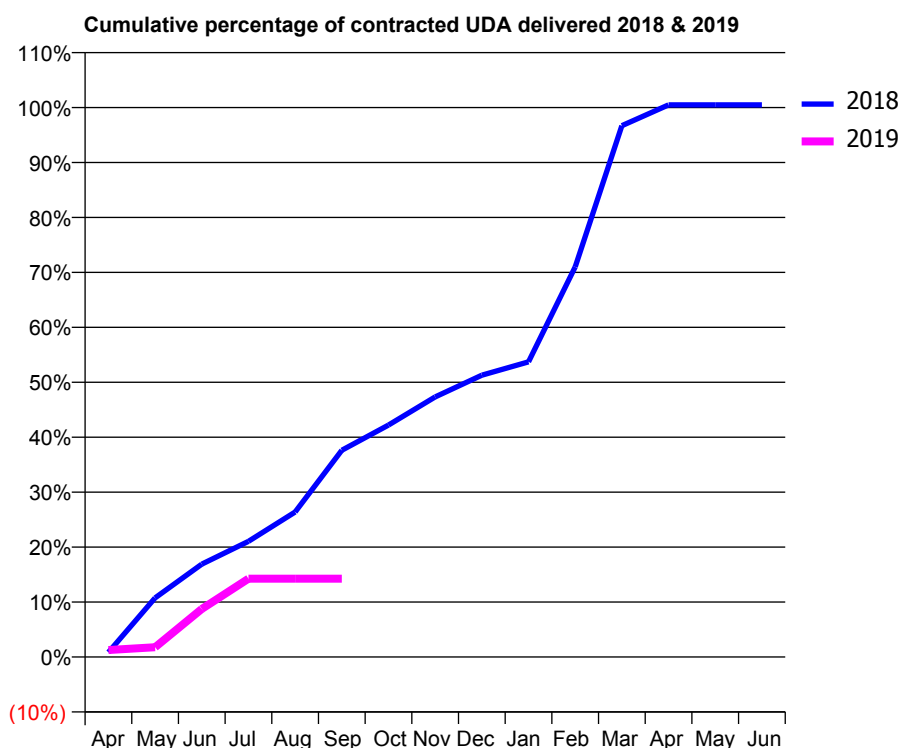
18/19 Contracted general activity (UDA)	11,640
Carry forward general activity (UDA)	0
18/19 Contracted orthodontic activity (UOA)	0
Carry forward orthodontic activity (UOA)	0
Baseline contract value	£241,240.38

### ACCESS\*

Patients seen in 24 months	Total	Change since previous quarter
Quarter ending September 2017	3,554	
Quarter ending December 2017	2,715	↓
Quarter ending March 2018	4,426	↑
Quarter ending June 2018	4,013	↓
Quarter ending September 2018	3,641	↓
<b>Variance since September 2017</b>	<b>2.4%</b>	<b>↑</b>



### ACTIVITY



Adjusted Scheduled Activity (UDA)		
Month	2018	2019
April	99	150
May	1,252	208
June	1,968	1,019
July	2,451	1,658
August	3,072	1,658
September	4,379	1,658
October	4,913	
November	5,510	
December	5,970	
January	6,251	
February	8,263	
March	11,254	
April	11,696	
May	11,696	
June	11,696	

### QUALITY

	Quantity	Base Number	Contract	AT	Region	England
% of FP17s for the same patient ID Re-attending within 3 months - Children	10	485	2.1%	8.7%	11.1%	11.6%
% of FP17s for the same patient ID Re-attending within 3 months - Adults	49	513	9.6%	13.1%	15.3%	15.5%
% of FP17s for the same patient ID Re-attending between 3 & 9 months - Children	127	485	26.2%	61.8%	61.1%	58.8%
% of FP17s for the same patient ID Re-attending between 3 & 9 months - Adults	179	513	34.9%	52.4%	52.3%	51.1%
% of FP17s for Band 1 Urgent Courses	37	740	5.0%	8.3%	9.5%	9.0%
% of FP17s Relating to Free Repair or Replacements	2	740	0.3%	0.7%	0.7%	0.8%
% of FP17s Relating to Continuations	7	740	0.9%	0.8%	0.8%	0.9%
% of Patients satisfied with the dentistry they have received	2	2	N/A	94.1%	93.6%	93.3%
% of Patients satisfied with the time they had to wait for an appointment	2	2	N/A	88.8%	88.8%	88.9%

\* This is based on patients treated on this contract for their most recent course of treatment. Figures in italics indicate the base number of FP17s or Patient Questionnaire responses are less than 100. N/A is shown where the base number of responses is less than 10 during the period. % is calculated as Quantity/Base number\*100

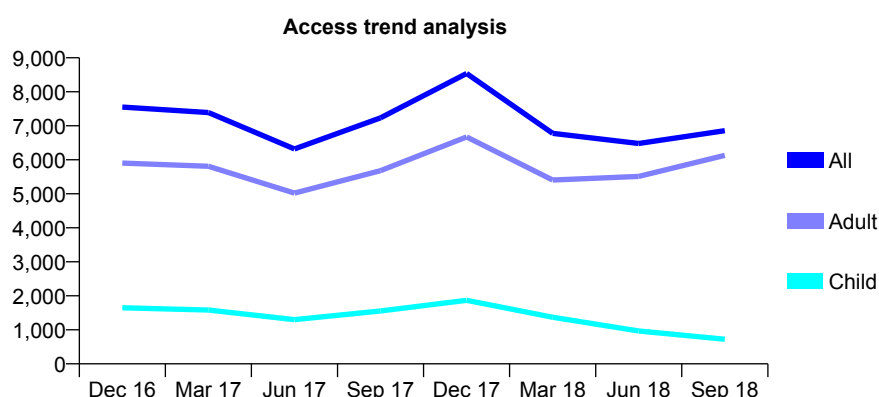
# Q64 - Vital Signs At a Glance Contract Report for 184381/0004 - September 2018

Name or company name	Tetbury Dental Practice
Contract type name	GDS Contract
Purpose of contract	General
Contract start date	01/04/2012
Contract end date	

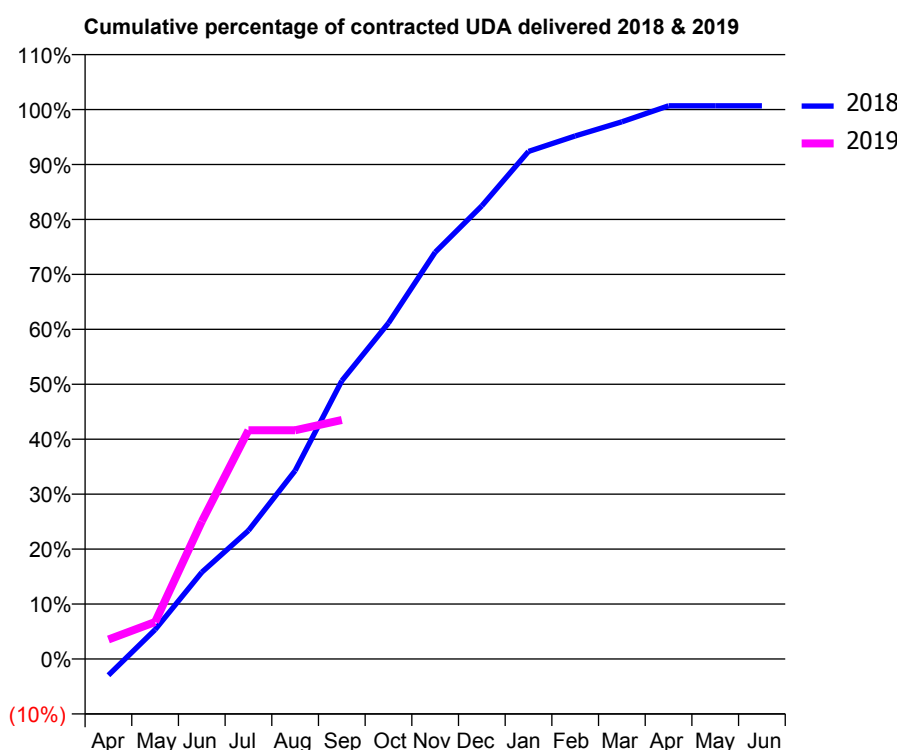
18/19 Contracted general activity (UDA)	18,740
Carry forward general activity (UDA)	0
18/19 Contracted orthodontic activity (UOA)	0
Carry forward orthodontic activity (UOA)	0
Baseline contract value	£397,268.21

## ACCESS\*

Patients seen in 24 months	Total	Change since previous quarter
Quarter ending September 2017	7,234	
Quarter ending December 2017	8,540	↑
Quarter ending March 2018	6,777	↓
Quarter ending June 2018	6,479	↓
Quarter ending September 2018	6,855	↑
<b>Variance since September 2017</b>	<b>(5.2%)</b>	<b>↓</b>



## ACTIVITY



Adjusted Scheduled Activity (UDA)		
Month	2018	2019
April	-555	668
May	1,002	1,264
June	2,958	4,692
July	4,381	7,801
August	6,425	7,801
September	9,488	8,152
October	11,456	
November	13,873	
December	15,454	
January	17,312	
February	17,839	
March	18,322	
April	18,864	
May	18,866	
June	18,864	

## QUALITY

	Quantity	Base Number	Contract	AT	Region	England
% of FP17s for the same patient ID Re-attending within 3 months - Children	10	394	2.5%	8.7%	11.1%	11.6%
% of FP17s for the same patient ID Re-attending within 3 months - Adults	321	4,655	6.9%	13.1%	15.3%	15.5%
% of FP17s for the same patient ID Re-attending between 3 & 9 months - Children	241	394	61.2%	61.8%	61.1%	58.8%
% of FP17s for the same patient ID Re-attending between 3 & 9 months - Adults	1,716	4,655	36.9%	52.4%	52.3%	51.1%
% of FP17s for Band 1 Urgent Courses	444	4,773	9.3%	8.3%	9.5%	9.0%
% of FP17s Relating to Free Repair or Replacements	38	4,773	0.8%	0.7%	0.7%	0.8%
% of FP17s Relating to Continuations	30	4,773	0.6%	0.8%	0.8%	0.9%
% of Patients satisfied with the dentistry they have received	2	2	N/A	94.1%	93.6%	93.3%
% of Patients satisfied with the time they had to wait for an appointment	2	2	N/A	88.8%	88.8%	88.9%

\* This is based on patients treated on this contract for their most recent course of treatment. Figures in italics indicate the base number of FP17s or Patient Questionnaire responses are less than 100. N/A is shown where the base number of responses is less than 10 during the period. % is calculated as Quantity/Base number\*100

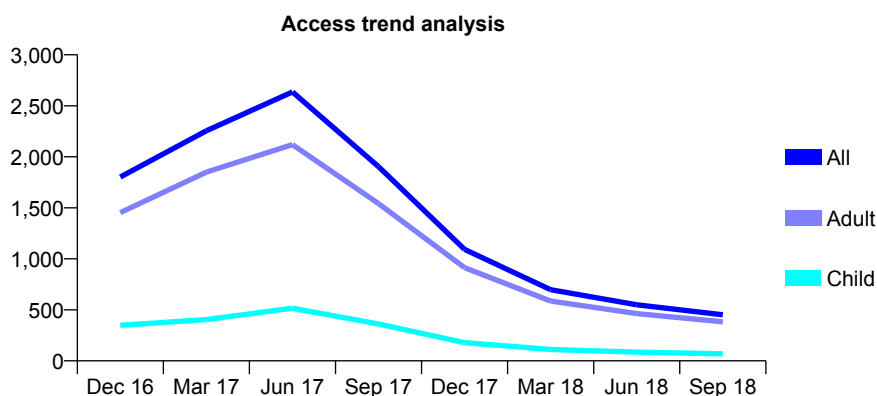
## Q64 - Vital Signs At a Glance Contract Report for 186503/0001 - September 2018

Name or company name	The Market Place Dental Practice Partnersl
Contract type name	GDS Contract
Purpose of contract	General
Contract start date	01/10/2012
Contract end date	

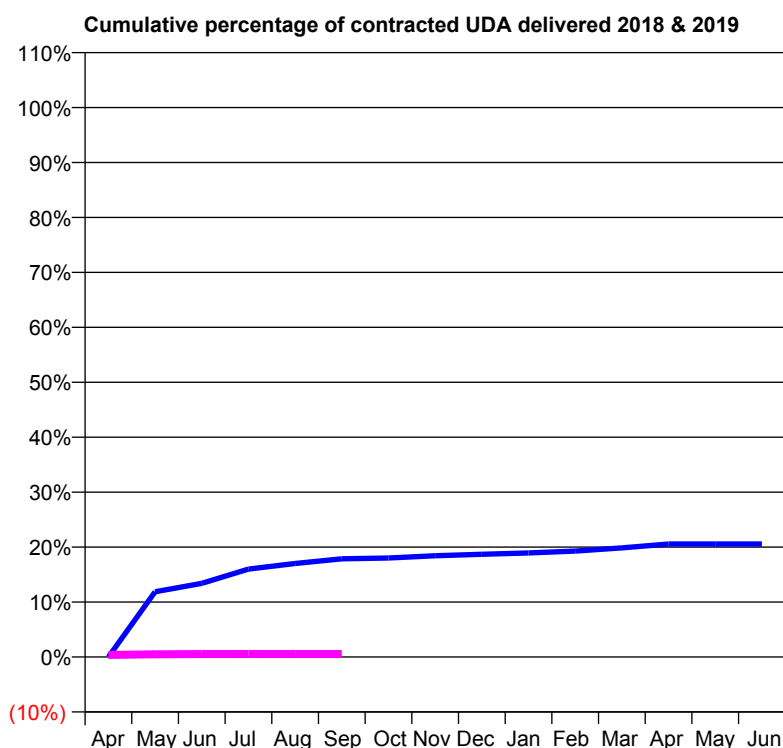
18/19 Contracted general activity (UDA)	7,022
Carry forward general activity (UDA)	0
18/19 Contracted orthodontic activity (UOA)	0
Carry forward orthodontic activity (UOA)	0
Baseline contract value	£158,018.93

### ACCESS\*

Patients seen in 24 months	Total	Change since previous quarter
Quarter ending September 2017	1,904	
Quarter ending December 2017	1,092	↓
Quarter ending March 2018	698	↓
Quarter ending June 2018	550	↓
Quarter ending September 2018	451	↓
<b>Variance since September 2017</b>	<b>(76.3%)</b>	<b>↓</b>



### ACTIVITY



Month	Adjusted Scheduled Activity (UDA)	
	2018	2019
April	0	26
May	834	35
June	942	39
July	1,124	39
August	1,195	39
September	1,254	39
October	1,265	
November	1,295	
December	1,314	
January	1,330	
February	1,354	
March	1,395	
April	1,444	
May	1,444	
June	1,444	

### QUALITY

	Quantity	Base Number	Contract	AT	Region	England
% of FP17s for the same patient ID Re-attending within 3 months - Children	0	5	0.0%	8.7%	11.1%	11.6%
% of FP17s for the same patient ID Re-attending within 3 months - Adults	1	27	3.7%	13.1%	15.3%	15.5%
% of FP17s for the same patient ID Re-attending between 3 & 9 months - Children	0	5	0.0%	61.8%	61.1%	58.8%
% of FP17s for the same patient ID Re-attending between 3 & 9 months - Adults	0	27	0.0%	52.4%	52.3%	51.1%
% of FP17s for Band 1 Urgent Courses	0	15	0.0%	8.3%	9.5%	9.0%
% of FP17s Relating to Free Repair or Replacements	0	15	0.0%	0.7%	0.7%	0.8%
% of FP17s Relating to Continuations	0	15	0.0%	0.8%	0.8%	0.9%
% of Patients satisfied with the dentistry they have received	0	0	N/A	94.1%	93.6%	93.3%
% of Patients satisfied with the time they had to wait for an appointment	0	0	N/A	88.8%	88.8%	88.9%

\* This is based on patients treated on this contract for their most recent course of treatment. Figures in italics indicate the base number of FP17s or Patient Questionnaire responses are less than 100. N/A is shown where the base number of responses is less than 10 during the period. % is calculated as Quantity/Base number\*100

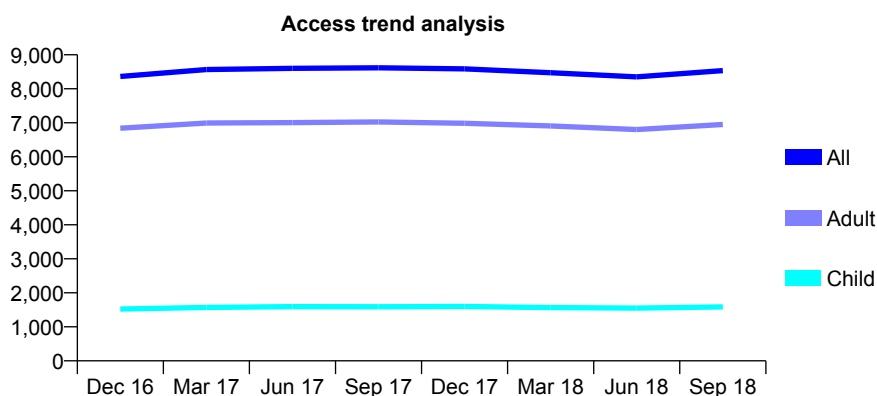
## Q64 - Vital Signs At a Glance Contract Report for 187089/0001 - September 2018

Name or company name	Execudent Limited
Contract type name	GDS Contract
Purpose of contract	General
Contract start date	01/04/2012
Contract end date	

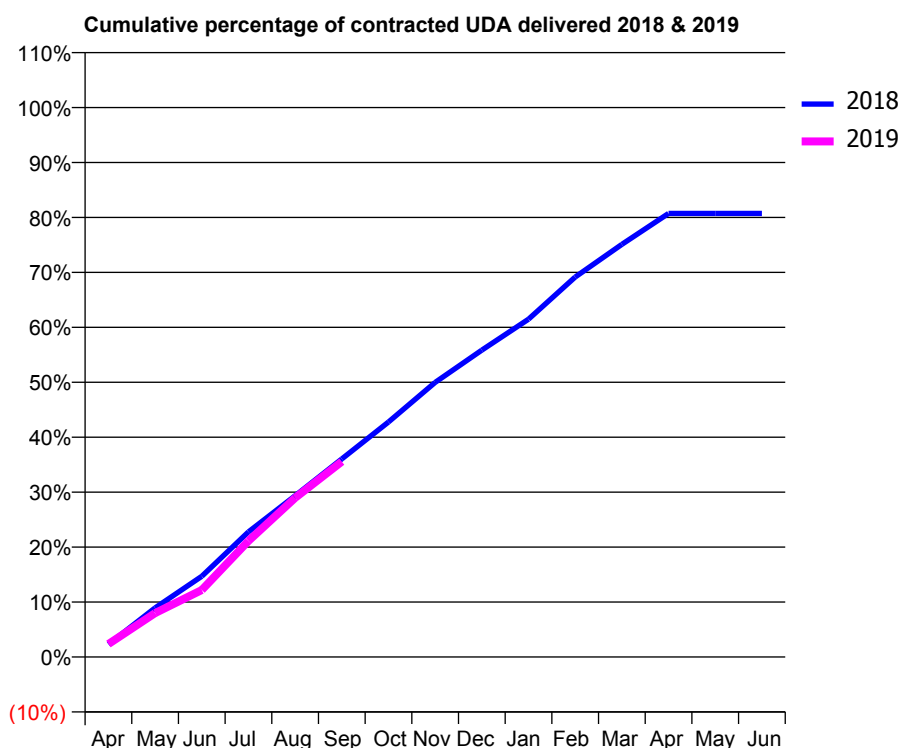
18/19 Contracted general activity (UDA)	29,491
Carry forward general activity (UDA)	0
18/19 Contracted orthodontic activity (UOA)	0
Carry forward orthodontic activity (UOA)	0
Baseline contract value	£605,755.90

### ACCESS\*

Patients seen in 24 months	Total	Change since previous quarter
Quarter ending September 2017	8,618	
Quarter ending December 2017	8,585	→
Quarter ending March 2018	8,474	↓
Quarter ending June 2018	8,350	↓
Quarter ending September 2018	8,536	↑
<b>Variance since September 2017</b>	<b>(1.0%)</b>	→



### ACTIVITY



Adjusted Scheduled Activity (UDA)		
Month	2018	2019
April	683	694
May	2,637	2,361
June	4,336	3,593
July	6,717	6,227
August	8,656	8,544
September	10,631	10,487
October	12,615	
November	14,740	
December	16,468	
January	18,132	
February	20,396	
March	22,144	
April	23,805	
May	23,805	
June	23,805	

### QUALITY

	Quantity	Base Number	Contract	AT	Region	England
% of FP17s for the same patient ID Re-attending within 3 months - Children	46	1,117	4.1%	8.7%	11.1%	11.6%
% of FP17s for the same patient ID Re-attending within 3 months - Adults	385	4,848	7.9%	13.1%	15.3%	15.5%
% of FP17s for the same patient ID Re-attending between 3 & 9 months - Children	522	1,117	46.7%	61.8%	61.1%	58.8%
% of FP17s for the same patient ID Re-attending between 3 & 9 months - Adults	2,344	4,848	48.3%	52.4%	52.3%	51.1%
% of FP17s for Band 1 Urgent Courses	252	5,452	4.6%	8.3%	9.5%	9.0%
% of FP17s Relating to Free Repair or Replacements	19	5,452	0.3%	0.7%	0.7%	0.8%
% of FP17s Relating to Continuations	36	5,452	0.7%	0.8%	0.8%	0.9%
% of Patients satisfied with the dentistry they have received	14	14	100.0%	94.1%	93.6%	93.3%
% of Patients satisfied with the time they had to wait for an appointment	13	14	92.9%	88.8%	88.8%	88.9%

\* This is based on patients treated on this contract for their most recent course of treatment. Figures in italics indicate the base number of FP17s or Patient Questionnaire responses are less than 100. N/A is shown where the base number of responses is less than 10 during the period. % is calculated as Quantity/Base number\*100

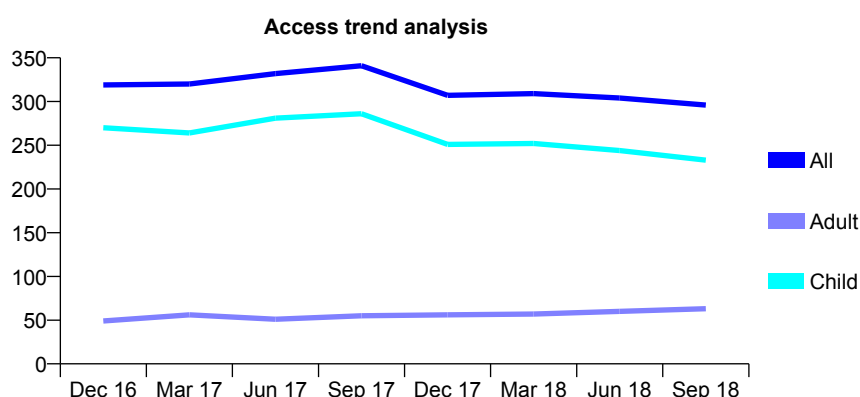
# Q64 - Vital Signs At a Glance Contract Report for 191221/0001 - September 2018

Name or company name	Mid Wessex Orthodontic Clinic
Contract type name	GDS Contract
Purpose of contract	General and Orthodontic
Contract start date	01/03/2013
Contract end date	

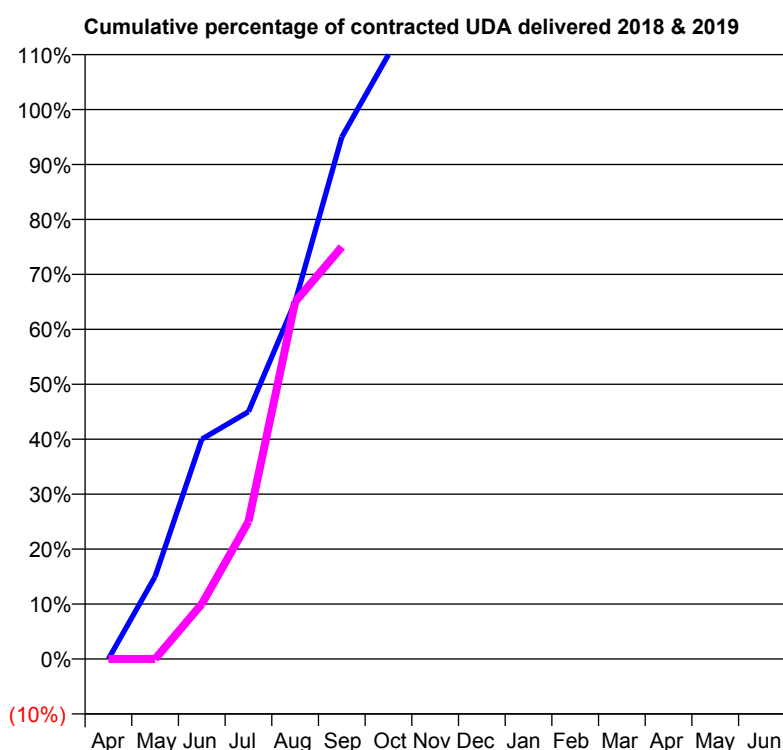
18/19 Contracted general activity (UDA)	20
Carry forward general activity (UDA)	0
18/19 Contracted orthodontic activity (UOA)	4,126
Carry forward orthodontic activity (UOA)	0
Baseline contract value	£274,172.48

## ACCESS\*

Patients seen in 24 months	Total	Change since previous quarter
Quarter ending September 2017	341	
Quarter ending December 2017	307	↓
Quarter ending March 2018	309	→
Quarter ending June 2018	304	↓
Quarter ending September 2018	296	↓
<b>Variance since September 2017</b>	<b>(13.2%)</b>	<b>↓</b>



## ACTIVITY



Adjusted Scheduled Activity (UDA)		
Month	2018	2019
April	0	0
May	3	0
June	8	2
July	9	5
August	13	13
September	19	15
October	22	
November	25	
December	26	
January	30	
February	31	
March	31	
April	31	
May	31	
June	31	

## QUALITY

	Quantity	Base Number	Contract	AT	Region	England
% of FP17s for the same patient ID Re-attending within 3 months - Children	0	277	0.0%	8.7%	11.1%	11.6%
% of FP17s for the same patient ID Re-attending within 3 months - Adults	0	37	0.0%	13.1%	15.3%	15.5%
% of FP17s for the same patient ID Re-attending between 3 & 9 months - Children	1	277	0.4%	61.8%	61.1%	58.8%
% of FP17s for the same patient ID Re-attending between 3 & 9 months - Adults	0	37	0.0%	52.4%	52.3%	51.1%
% of FP17s for Band 1 Urgent Courses	0	15	0.0%	8.3%	9.5%	9.0%
% of FP17s Relating to Free Repair or Replacements	0	15	0.0%	0.7%	0.7%	0.8%
% of FP17s Relating to Continuations	0	15	0.0%	0.8%	0.8%	0.9%
% of Patients satisfied with the dentistry they have received	0	0	N/A	94.1%	93.6%	93.3%
% of Patients satisfied with the time they had to wait for an appointment	0	0	N/A	88.8%	88.8%	88.9%

\* This is based on patients treated on this contract for their most recent course of treatment. Figures in italics indicate the base number of FP17s or Patient Questionnaire responses are less than 100. N/A is shown where the base number of responses is less than 10 during the period. % is calculated as Quantity/Base number\*100

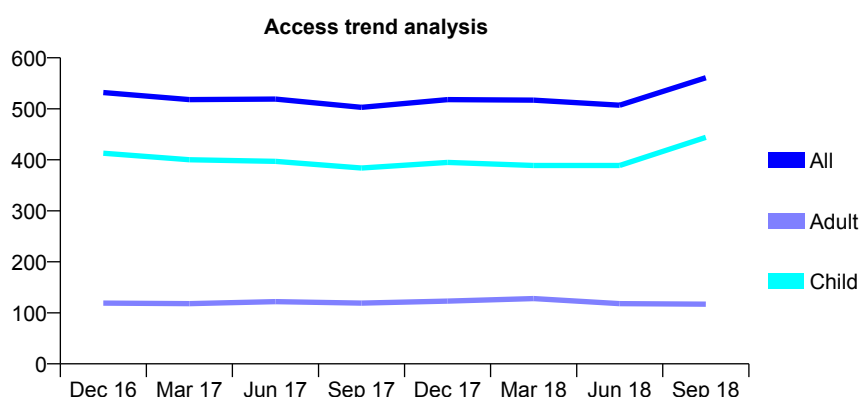
# Q64 - Vital Signs At a Glance Contract Report for 193046/0001 - September 2018

Name or company name	Mr Ahmed Giaziri
Contract type name	GDS Contract
Purpose of contract	General
Contract start date	20/11/2013
Contract end date	

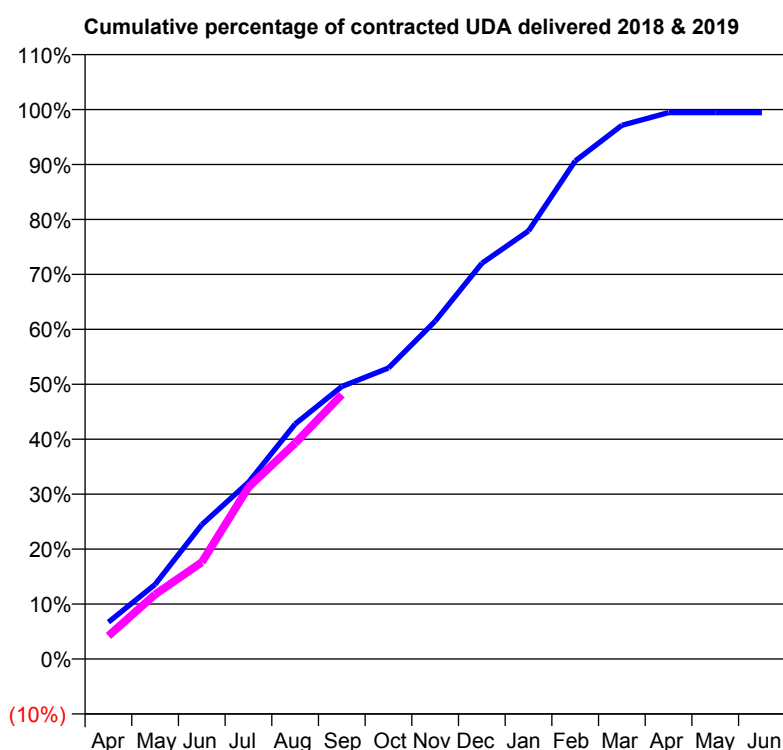
18/19 Contracted general activity (UDA)	1,000
Carry forward general activity (UDA)	0
18/19 Contracted orthodontic activity (UOA)	0
Carry forward orthodontic activity (UOA)	0
Baseline contract value	£24,052.59

## ACCESS\*

Patients seen in 24 months	Total	Change since previous quarter
Quarter ending September 2017	503	
Quarter ending December 2017	518	↑
Quarter ending March 2018	517	→
Quarter ending June 2018	507	↓
Quarter ending September 2018	561	↑
<b>Variance since September 2017</b>	<b>11.5%</b>	<b>↑</b>



## ACTIVITY



Adjusted Scheduled Activity (UDA)		
Month	2018	2019
April	67	42
May	136	118
June	245	176
July	322	313
August	428	393
September	496	481
October	530	
November	615	
December	720	
January	779	
February	906	
March	971	
April	994	
May	994	
June	994	

## QUALITY

	Quantity	Base Number	Contract	AT	Region	England
% of FP17s for the same patient ID Re-attending within 3 months - Children	11	316	3.5%	8.7%	11.1%	11.6%
% of FP17s for the same patient ID Re-attending within 3 months - Adults	7	58	12.1%	13.1%	15.3%	15.5%
% of FP17s for the same patient ID Re-attending between 3 & 9 months - Children	176	316	55.7%	61.8%	61.1%	58.8%
% of FP17s for the same patient ID Re-attending between 3 & 9 months - Adults	35	58	60.3%	52.4%	52.3%	51.1%
% of FP17s for Band 1 Urgent Courses	11	360	3.1%	8.3%	9.5%	9.0%
% of FP17s Relating to Free Repair or Replacements	0	360	0.0%	0.7%	0.7%	0.8%
% of FP17s Relating to Continuations	0	360	0.0%	0.8%	0.8%	0.9%
% of Patients satisfied with the dentistry they have received	0	0	N/A	94.1%	93.6%	93.3%
% of Patients satisfied with the time they had to wait for an appointment	0	0	N/A	88.8%	88.8%	88.9%

\* This is based on patients treated on this contract for their most recent course of treatment. Figures in italics indicate the base number of FP17s or Patient Questionnaire responses are less than 100. N/A is shown where the base number of responses is less than 10 during the period. % is calculated as Quantity/Base number\*100

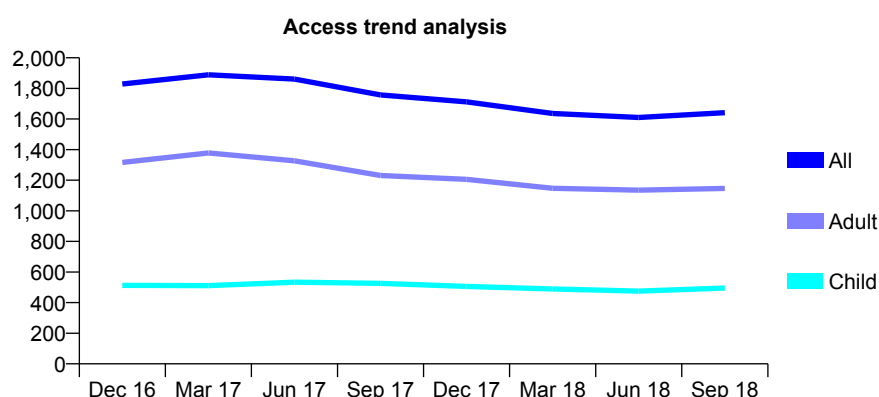
# Q64 - Vital Signs At a Glance Contract Report for 194360/0001 - September 2018

Name or company name	Dr M Alizadeh
Contract type name	GDS Contract
Purpose of contract	General
Contract start date	01/11/2010
Contract end date	

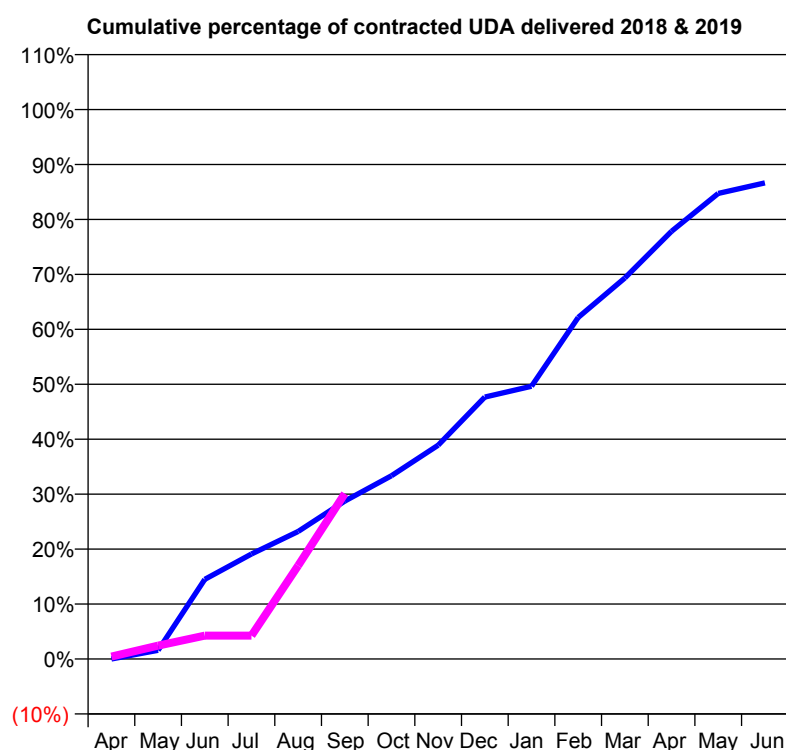
18/19 Contracted general activity (UDA)	7,052
Carry forward general activity (UDA)	0
18/19 Contracted orthodontic activity (UOA)	0
Carry forward orthodontic activity (UOA)	0
Baseline contract value	£166,374.94

## ACCESS\*

Patients seen in 24 months	Total	Change since previous quarter
Quarter ending September 2017	1,757	
Quarter ending December 2017	1,712	↓
Quarter ending March 2018	1,636	↓
Quarter ending June 2018	1,610	↓
Quarter ending September 2018	1,641	→
<b>Variance since September 2017</b>	<b>(6.6%)</b>	<b>↓</b>



## ACTIVITY



Adjusted Scheduled Activity (UDA)		
Month	2018	2019
April	0	32
May	112	172
June	1,022	301
July	1,348	301
August	1,637	1,199
September	2,027	2,122
October	2,353	
November	2,744	
December	3,362	
January	3,501	
February	4,383	
March	4,891	
April	5,489	
May	5,976	
June	6,111	

## QUALITY

	Quantity	Base Number	Contract	AT	Region	England
% of FP17s for the same patient ID Re-attending within 3 months - Children	84	441	19.0%	8.7%	11.1%	11.6%
% of FP17s for the same patient ID Re-attending within 3 months - Adults	156	857	18.2%	13.1%	15.3%	15.5%
% of FP17s for the same patient ID Re-attending between 3 & 9 months - Children	227	441	51.5%	61.8%	61.1%	58.8%
% of FP17s for the same patient ID Re-attending between 3 & 9 months - Adults	414	857	48.3%	52.4%	52.3%	51.1%
% of FP17s for Band 1 Urgent Courses	47	793	5.9%	8.3%	9.5%	9.0%
% of FP17s Relating to Free Repair or Replacements	5	793	0.6%	0.7%	0.7%	0.8%
% of FP17s Relating to Continuations	32	793	4.0%	0.8%	0.8%	0.9%
% of Patients satisfied with the dentistry they have received	0	0	N/A	94.1%	93.6%	93.3%
% of Patients satisfied with the time they had to wait for an appointment	0	0	N/A	88.8%	88.8%	88.9%

\* This is based on patients treated on this contract for their most recent course of treatment. Figures in italics indicate the base number of FP17s or Patient Questionnaire responses are less than 100. N/A is shown where the base number of responses is less than 10 during the period. % is calculated as Quantity/Base number\*100



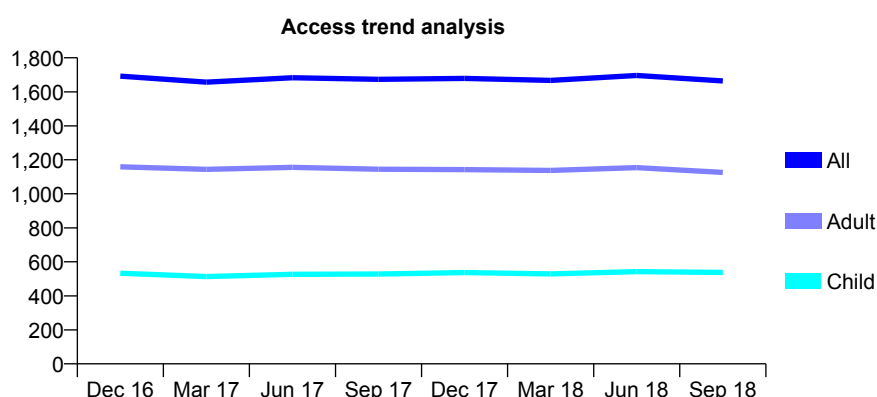
# Q64 - Vital Signs At a Glance Contract Report for 198013/0001 - September 2018

Name or company name	Mr M Monsef
Contract type name	GDS Contract
Purpose of contract	General
Contract start date	01/01/2012
Contract end date	

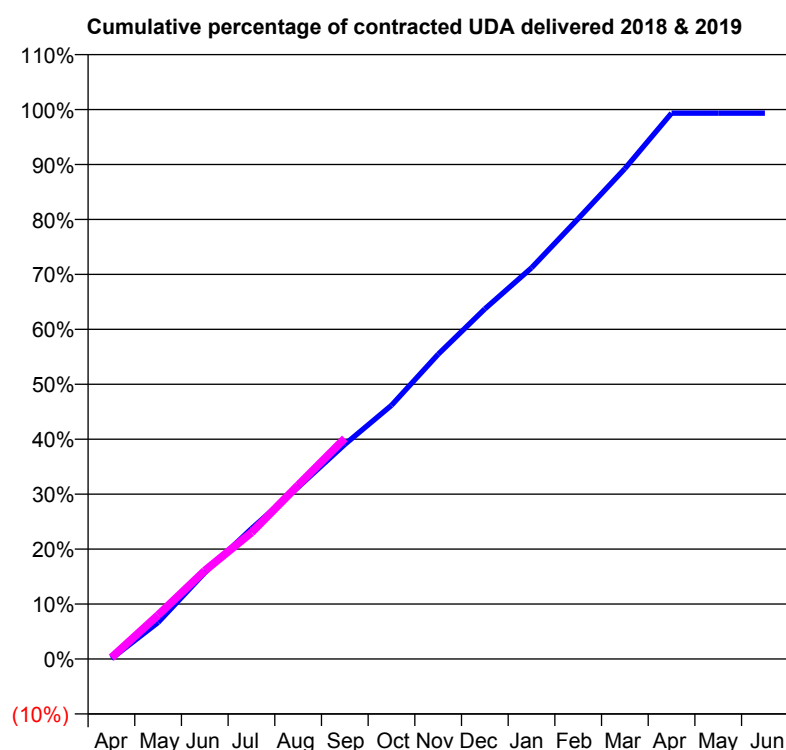
18/19 Contracted general activity (UDA)	6,000
Carry forward general activity (UDA)	0
18/19 Contracted orthodontic activity (UOA)	0
Carry forward orthodontic activity (UOA)	0
Baseline contract value	£141,609.33

## ACCESS\*

Patients seen in 24 months	Total	Change since previous quarter
Quarter ending September 2017	1,673	
Quarter ending December 2017	1,679	→
Quarter ending March 2018	1,667	→
Quarter ending June 2018	1,696	→
Quarter ending September 2018	1,664	↓
<b>Variance since September 2017</b>	<b>(0.5%)</b>	→



## ACTIVITY



Adjusted Scheduled Activity (UDA)		
Month	2018	2019
April	5	16
May	399	480
June	943	964
July	1,423	1,380
August	1,876	1,898
September	2,344	2,409
October	2,770	
November	3,328	
December	3,823	
January	4,271	
February	4,809	
March	5,354	
April	5,961	
May	5,961	
June	5,961	

## QUALITY

	Quantity	Base Number	Contract	AT	Region	England
% of FP17s for the same patient ID Re-attending within 3 months - Children	29	452	6.4%	8.7%	11.1%	11.6%
% of FP17s for the same patient ID Re-attending within 3 months - Adults	65	816	8.0%	13.1%	15.3%	15.5%
% of FP17s for the same patient ID Re-attending between 3 & 9 months - Children	300	452	66.4%	61.8%	61.1%	58.8%
% of FP17s for the same patient ID Re-attending between 3 & 9 months - Adults	604	816	74.0%	52.4%	52.3%	51.1%
% of FP17s for Band 1 Urgent Courses	41	1,026	4.0%	8.3%	9.5%	9.0%
% of FP17s Relating to Free Repair or Replacements	1	1,026	0.1%	0.7%	0.7%	0.8%
% of FP17s Relating to Continuations	1	1,026	0.1%	0.8%	0.8%	0.9%
% of Patients satisfied with the dentistry they have received	1	1	N/A	94.1%	93.6%	93.3%
% of Patients satisfied with the time they had to wait for an appointment	1	1	N/A	88.8%	88.8%	88.9%

\* This is based on patients treated on this contract for their most recent course of treatment. Figures in italics indicate the base number of FP17s or Patient Questionnaire responses are less than 100. N/A is shown where the base number of responses is less than 10 during the period. % is calculated as Quantity/Base number\*100

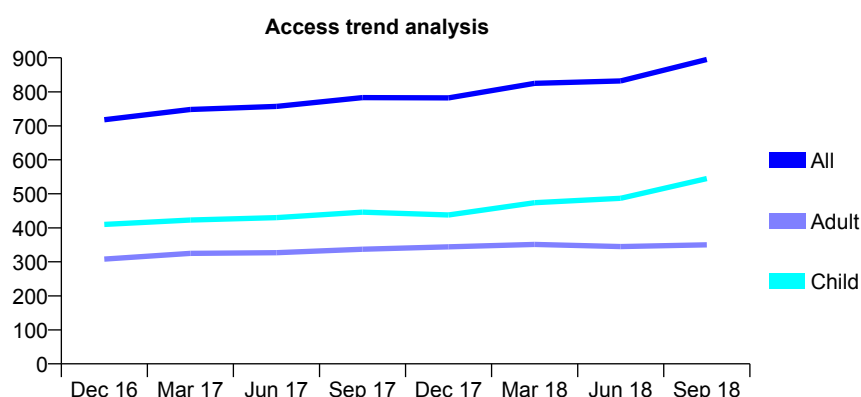
## Q64 - Vital Signs At a Glance Contract Report for 198137/0001 - September 2018

Name or company name	London Road Dental Practice
Contract type name	GDS Contract
Purpose of contract	General
Contract start date	01/10/2012
Contract end date	

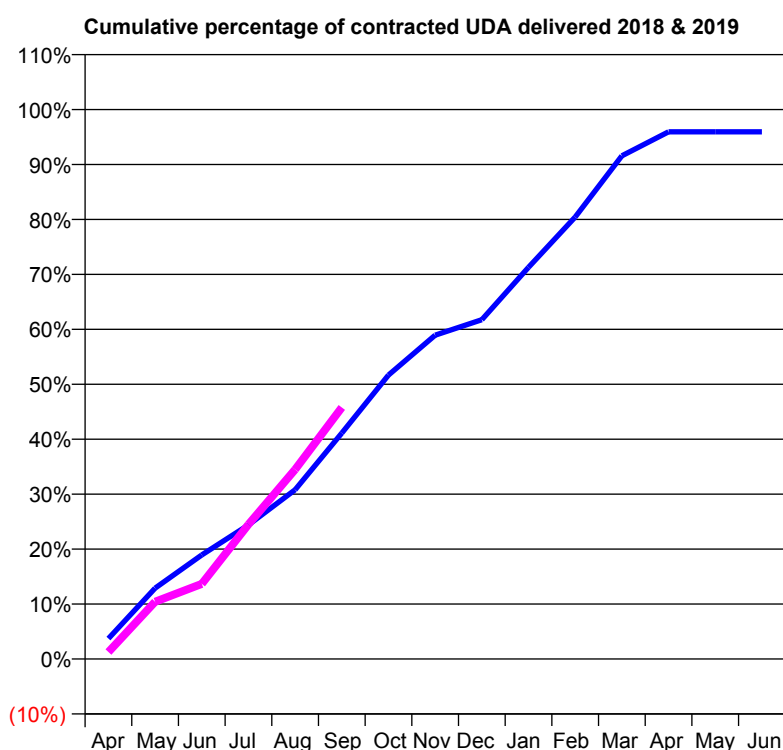
18/19 Contracted general activity (UDA)	1,673
Carry forward general activity (UDA)	0
18/19 Contracted orthodontic activity (UOA)	0
Carry forward orthodontic activity (UOA)	0
Baseline contract value	£35,791.92

### ACCESS\*

Patients seen in 24 months	Total	Change since previous quarter
Quarter ending September 2017	783	
Quarter ending December 2017	782	→
Quarter ending March 2018	825	↑
Quarter ending June 2018	832	→
Quarter ending September 2018	895	↑
<b>Variance since September 2017</b>	<b>14.3%</b>	<b>↑</b>



### ACTIVITY



Adjusted Scheduled Activity (UDA)		
Month	2018	2019
April	62	21
May	216	174
June	317	229
July	408	410
August	515	577
September	688	766
October	865	
November	986	
December	1,033	
January	1,192	
February	1,346	
March	1,532	
April	1,605	
May	1,605	
June	1,605	

### QUALITY

	Quantity	Base Number	Contract	AT	Region	England
% of FP17s for the same patient ID Re-attending within 3 months - Children	22	438	5.0%	8.7%	11.1%	11.6%
% of FP17s for the same patient ID Re-attending within 3 months - Adults	7	191	3.7%	13.1%	15.3%	15.5%
% of FP17s for the same patient ID Re-attending between 3 & 9 months - Children	291	438	66.4%	61.8%	61.1%	58.8%
% of FP17s for the same patient ID Re-attending between 3 & 9 months - Adults	121	191	63.4%	52.4%	52.3%	51.1%
% of FP17s for Band 1 Urgent Courses	26	577	4.5%	8.3%	9.5%	9.0%
% of FP17s Relating to Free Repair or Replacements	1	577	0.2%	0.7%	0.7%	0.8%
% of FP17s Relating to Continuations	0	577	0.0%	0.8%	0.8%	0.9%
% of Patients satisfied with the dentistry they have received	1	1	N/A	94.1%	93.6%	93.3%
% of Patients satisfied with the time they had to wait for an appointment	1	1	N/A	88.8%	88.8%	88.9%

\* This is based on patients treated on this contract for their most recent course of treatment. Figures in italics indicate the base number of FP17s or Patient Questionnaire responses are less than 100. N/A is shown where the base number of responses is less than 10 during the period. % is calculated as Quantity/Base number\*100

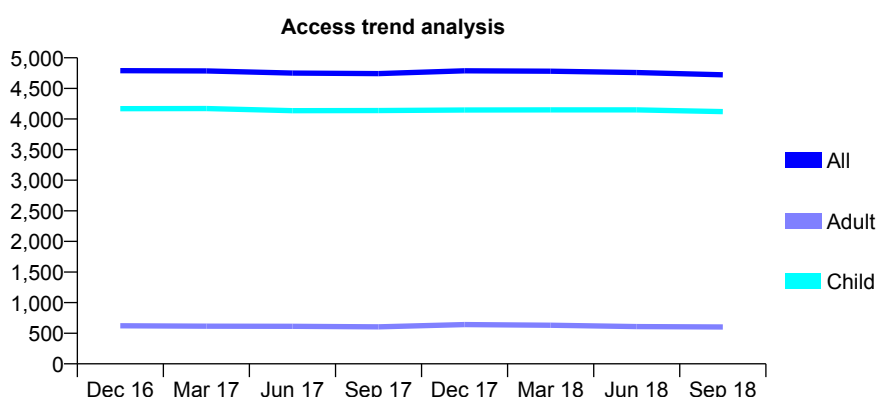
# Q64 - Vital Signs At a Glance Contract Report for 198846/0001 - September 2018

Name or company name	St James Dental - Quedgeley
Contract type name	GDS Contract
Purpose of contract	General
Contract start date	01/04/2014
Contract end date	

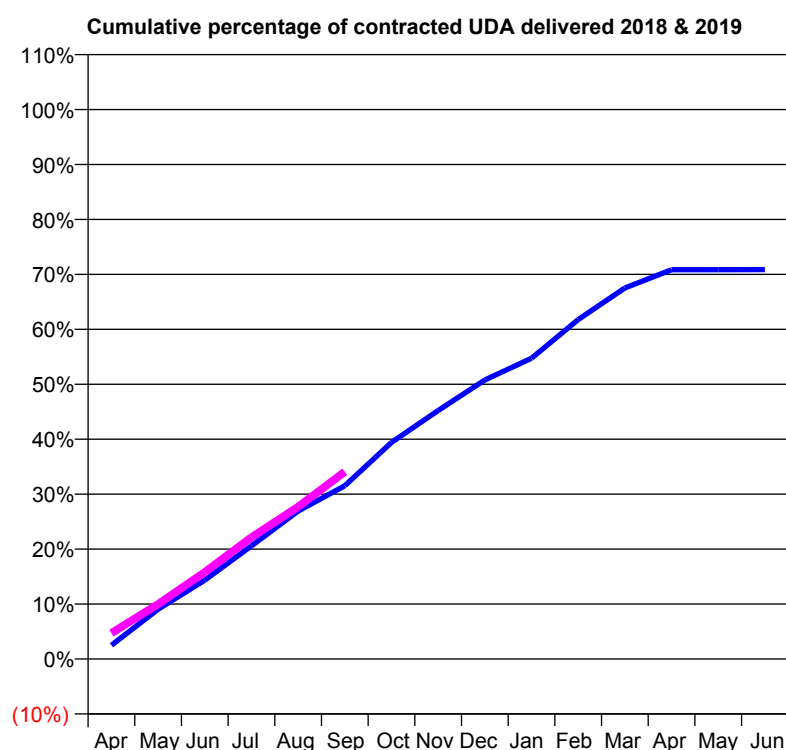
18/19 Contracted general activity (UDA)	13,750
Carry forward general activity (UDA)	0
18/19 Contracted orthodontic activity (UOA)	0
Carry forward orthodontic activity (UOA)	0
Baseline contract value	£321,954.20

## ACCESS\*

Patients seen in 24 months	Total	Change since previous quarter
Quarter ending September 2017	4,742	
Quarter ending December 2017	4,788	→
Quarter ending March 2018	4,780	→
Quarter ending June 2018	4,759	→
Quarter ending September 2018	4,723	→
<b>Variance since September 2017</b>	<b>(0.4%)</b>	→



## ACTIVITY



Adjusted Scheduled Activity (UDA)		
Month	2018	2019
April	345	650
May	1,246	1,371
June	1,975	2,172
July	2,831	3,044
August	3,701	3,808
September	4,336	4,687
October	5,421	
November	6,220	
December	6,981	
January	7,526	
February	8,493	
March	9,283	
April	9,742	
May	9,742	
June	9,744	

## QUALITY

	Quantity	Base Number	Contract	AT	Region	England
% of FP17s for the same patient ID Re-attending within 3 months - Children	387	3,810	10.2%	8.7%	11.1%	11.6%
% of FP17s for the same patient ID Re-attending within 3 months - Adults	18	193	9.3%	13.1%	15.3%	15.5%
% of FP17s for the same patient ID Re-attending between 3 & 9 months - Children	2,692	3,810	70.7%	61.8%	61.1%	58.8%
% of FP17s for the same patient ID Re-attending between 3 & 9 months - Adults	148	193	76.7%	52.4%	52.3%	51.1%
% of FP17s for Band 1 Urgent Courses	217	3,676	5.9%	8.3%	9.5%	9.0%
% of FP17s Relating to Free Repair or Replacements	0	3,676	0.0%	0.7%	0.7%	0.8%
% of FP17s Relating to Continuations	1	3,676	0.0%	0.8%	0.8%	0.9%
% of Patients satisfied with the dentistry they have received	5	5	N/A	94.1%	93.6%	93.3%
% of Patients satisfied with the time they had to wait for an appointment	5	5	N/A	88.8%	88.8%	88.9%

\* This is based on patients treated on this contract for their most recent course of treatment. Figures in italics indicate the base number of FP17s or Patient Questionnaire responses are less than 100. N/A is shown where the base number of responses is less than 10 during the period. % is calculated as Quantity/Base number\*100

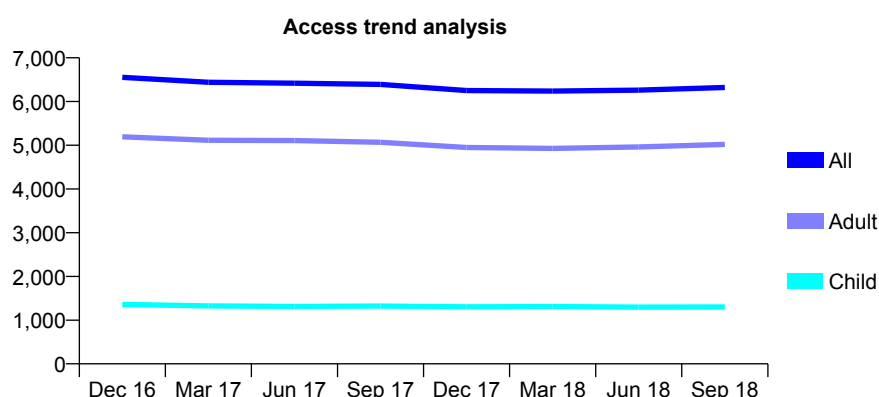
# Q64 - Vital Signs At a Glance Contract Report for 198854/0001 - September 2018

Name or company name	Thomas, Huws & Associates
Contract type name	GDS Contract
Purpose of contract	General
Contract start date	01/04/2014
Contract end date	

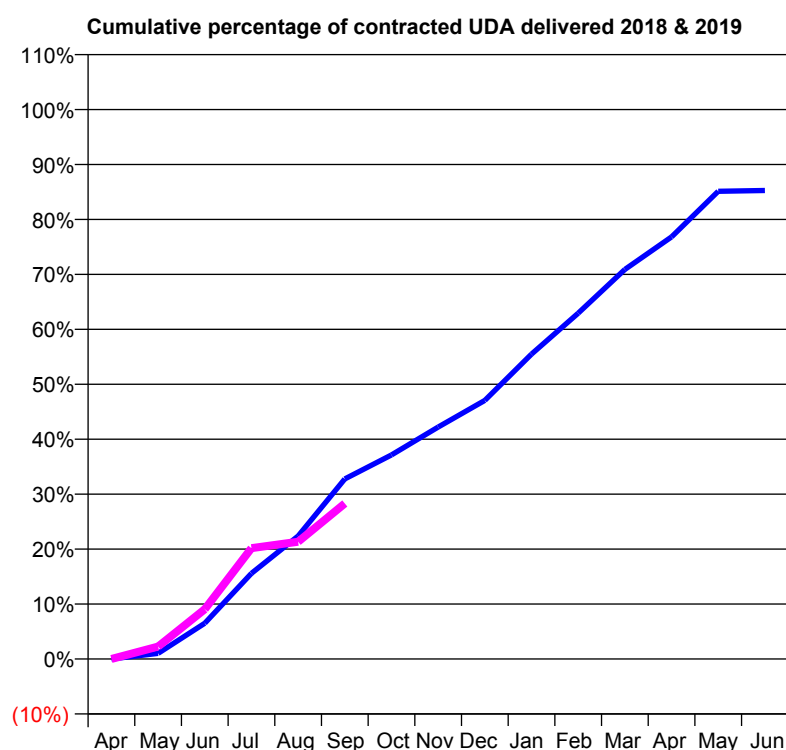
18/19 Contracted general activity (UDA)	17,471
Carry forward general activity (UDA)	0
18/19 Contracted orthodontic activity (UOA)	0
Carry forward orthodontic activity (UOA)	0
Baseline contract value	£376,334.06

## ACCESS\*

Patients seen in 24 months	Total	Change since previous quarter
Quarter ending September 2017	6,391	
Quarter ending December 2017	6,252	↓
Quarter ending March 2018	6,238	→
Quarter ending June 2018	6,259	→
Quarter ending September 2018	6,320	→
<b>Variance since September 2017</b>	<b>(1.1%)</b>	<b>↓</b>



## ACTIVITY



Adjusted Scheduled Activity (UDA)		
Month	2018	2019
April	0	0
May	182	396
June	1,138	1,583
July	2,726	3,525
August	3,913	3,731
September	5,724	4,944
October	6,489	
November	7,374	
December	8,221	
January	9,693	
February	10,994	
March	12,384	
April	13,422	
May	14,872	
June	14,897	

## QUALITY

	Quantity	Base Number	Contract	AT	Region	England
% of FP17s for the same patient ID Re-attending within 3 months - Children	71	834	8.5%	8.7%	11.1%	11.6%
% of FP17s for the same patient ID Re-attending within 3 months - Adults	414	3,214	12.9%	13.1%	15.3%	15.5%
% of FP17s for the same patient ID Re-attending between 3 & 9 months - Children	428	834	51.3%	61.8%	61.1%	58.8%
% of FP17s for the same patient ID Re-attending between 3 & 9 months - Adults	1,773	3,214	55.2%	52.4%	52.3%	51.1%
% of FP17s for Band 1 Urgent Courses	160	2,760	5.8%	8.3%	9.5%	9.0%
% of FP17s Relating to Free Repair or Replacements	19	2,760	0.7%	0.7%	0.7%	0.8%
% of FP17s Relating to Continuations	14	2,760	0.5%	0.8%	0.8%	0.9%
% of Patients satisfied with the dentistry they have received	21	21	100.0%	94.1%	93.6%	93.3%
% of Patients satisfied with the time they had to wait for an appointment	17	21	81.0%	88.8%	88.8%	88.9%

\* This is based on patients treated on this contract for their most recent course of treatment. Figures in italics indicate the base number of FP17s or Patient Questionnaire responses are less than 100. N/A is shown where the base number of responses is less than 10 during the period. % is calculated as Quantity/Base number\*100

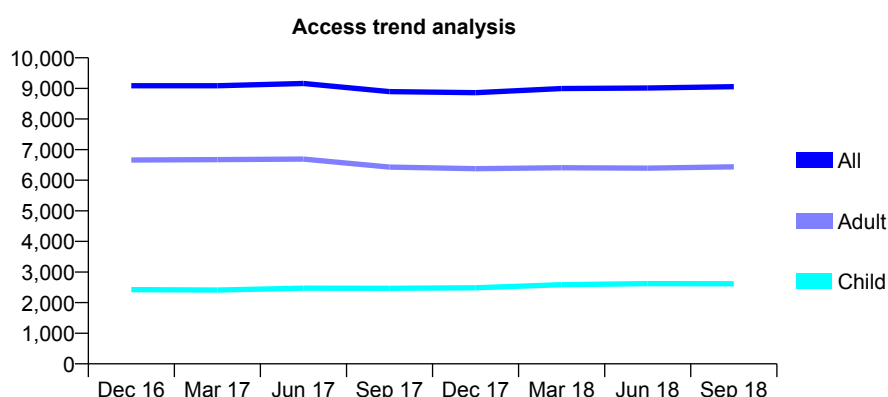
# Q64 - Vital Signs At a Glance Contract Report for 199648/0001 - September 2018

Name or company name	opaleye & middlefell ltd
Contract type name	GDS Contract
Purpose of contract	General
Contract start date	06/09/2010
Contract end date	

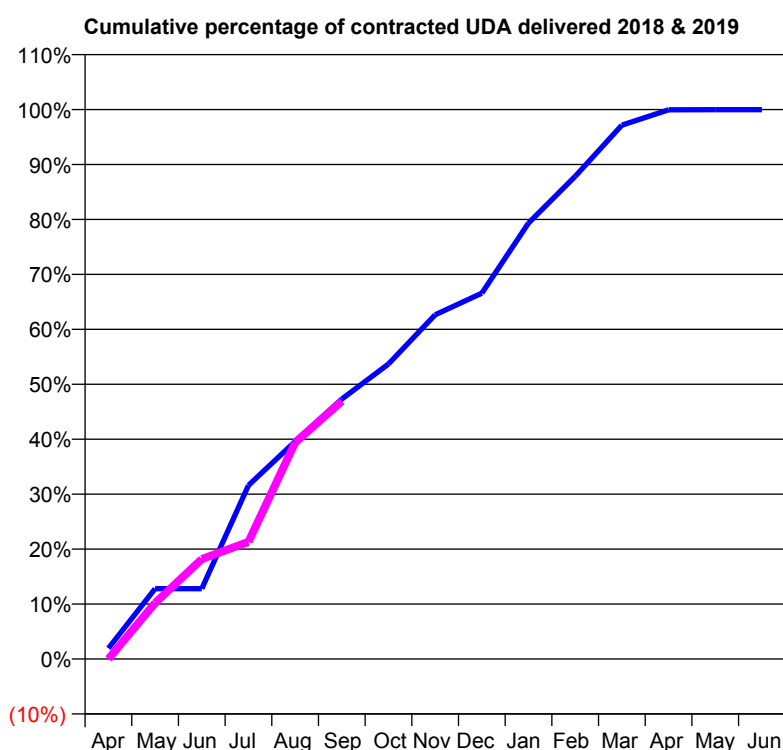
18/19 Contracted general activity (UDA)	24,000
Carry forward general activity (UDA)	0
18/19 Contracted orthodontic activity (UOA)	0
Carry forward orthodontic activity (UOA)	0
Baseline contract value	£604,173.28

## ACCESS\*

Patients seen in 24 months	Total	Change since previous quarter
Quarter ending September 2017	8,895	
Quarter ending December 2017	8,861	→
Quarter ending March 2018	8,994	→
Quarter ending June 2018	9,014	→
Quarter ending September 2018	9,057	→
<b>Variance since September 2017</b>	<b>1.8%</b>	<b>→</b>



## ACTIVITY



Adjusted Scheduled Activity (UDA)		
Month	2018	2019
April	480	0
May	3,153	2,449
June	3,153	4,368
July	7,781	5,119
August	9,747	9,456
September	11,652	11,258
October	13,219	
November	15,427	
December	16,394	
January	19,538	
February	21,629	
March	23,925	
April	24,611	
May	24,614	
June	24,614	

## QUALITY

	Quantity	Base Number	Contract	AT	Region	England
% of FP17s for the same patient ID Re-attending within 3 months - Children	145	2,127	6.8%	8.7%	11.1%	11.6%
% of FP17s for the same patient ID Re-attending within 3 months - Adults	623	3,681	16.9%	13.1%	15.3%	15.5%
% of FP17s for the same patient ID Re-attending between 3 & 9 months - Children	1,388	2,127	65.3%	61.8%	61.1%	58.8%
% of FP17s for the same patient ID Re-attending between 3 & 9 months - Adults	1,473	3,681	40.0%	52.4%	52.3%	51.1%
% of FP17s for Band 1 Urgent Courses	632	5,433	11.6%	8.3%	9.5%	9.0%
% of FP17s Relating to Free Repair or Replacements	47	5,433	0.9%	0.7%	0.7%	0.8%
% of FP17s Relating to Continuations	100	5,433	1.8%	0.8%	0.8%	0.9%
% of Patients satisfied with the dentistry they have received	12	13	92.3%	94.1%	93.6%	93.3%
% of Patients satisfied with the time they had to wait for an appointment	13	13	100.0%	88.8%	88.8%	88.9%

\* This is based on patients treated on this contract for their most recent course of treatment. Figures in italics indicate the base number of FP17s or Patient Questionnaire responses are less than 100. N/A is shown where the base number of responses is less than 10 during the period. % is calculated as Quantity/Base number\*100

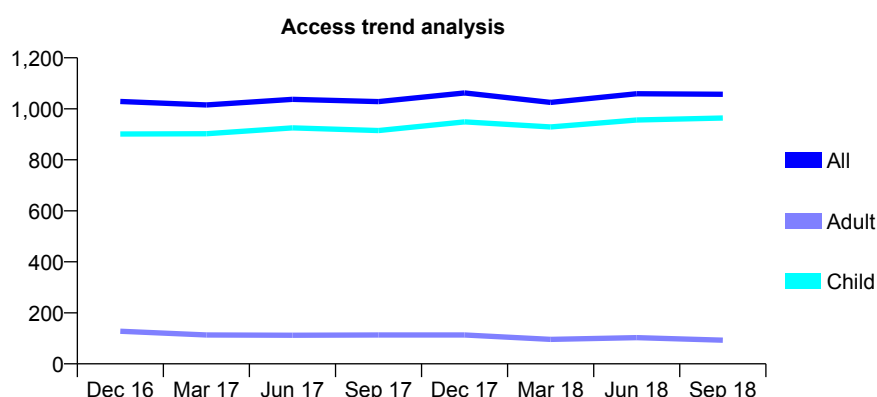
# Q64 - Vital Signs At a Glance Contract Report for 233544/0001 - September 2018

Name or company name	MR D LYONS
Contract type name	GDS Contract
Purpose of contract	General and Orthodontic
Contract start date	01/03/2008
Contract end date	

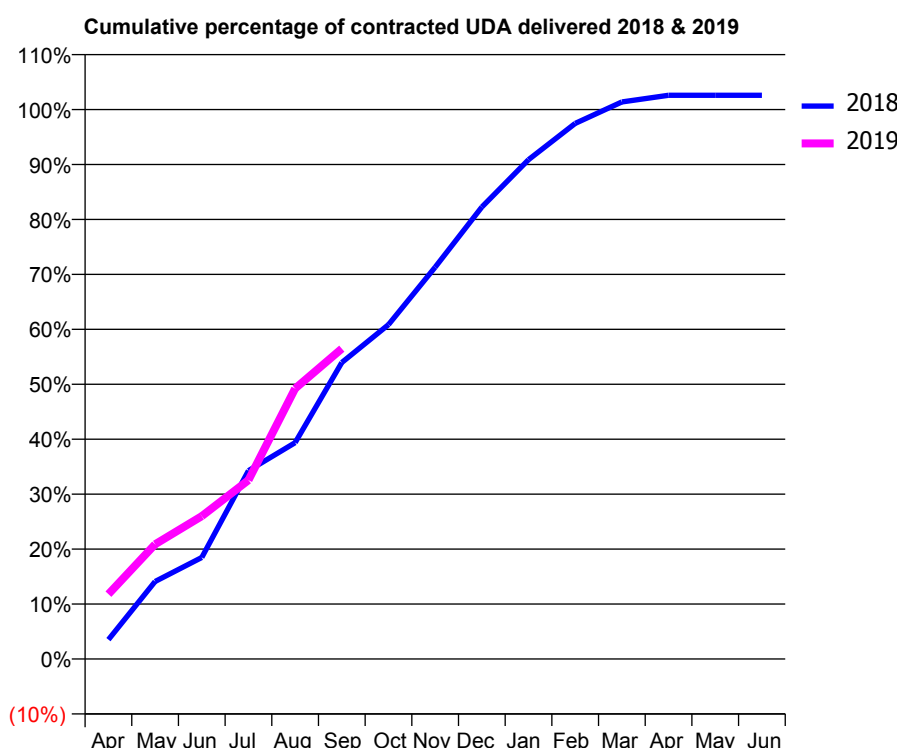
18/19 Contracted general activity (UDA)	1,909
Carry forward general activity (UDA)	0
18/19 Contracted orthodontic activity (UOA)	1,002
Carry forward orthodontic activity (UOA)	0
Baseline contract value	£113,951.36

## ACCESS\*

Patients seen in 24 months	Total	Change since previous quarter
Quarter ending September 2017	1,028	
Quarter ending December 2017	1,062	↑
Quarter ending March 2018	1,025	↓
Quarter ending June 2018	1,059	↑
Quarter ending September 2018	1,057	→
<b>Variance since September 2017</b>	<b>2.8%</b>	<b>↑</b>



## ACTIVITY



Adjusted Scheduled Activity (UDA)		
Month	2018	2019
April	67	225
May	270	399
June	353	496
July	654	621
August	752	940
September	1,030	1,078
October	1,162	
November	1,361	
December	1,570	
January	1,735	
February	1,861	
March	1,935	
April	1,959	
May	1,959	
June	1,959	

## QUALITY

	Quantity	Base Number	Contract	AT	Region	England
% of FP17s for the same patient ID Re-attending within 3 months - Children	66	859	7.7%	8.7%	11.1%	11.6%
% of FP17s for the same patient ID Re-attending within 3 months - Adults	1	13	7.7%	13.1%	15.3%	15.5%
% of FP17s for the same patient ID Re-attending between 3 & 9 months - Children	465	859	54.1%	61.8%	61.1%	58.8%
% of FP17s for the same patient ID Re-attending between 3 & 9 months - Adults	9	13	69.2%	52.4%	52.3%	51.1%
% of FP17s for Band 1 Urgent Courses	35	760	4.6%	8.3%	9.5%	9.0%
% of FP17s Relating to Free Repair or Replacements	0	760	0.0%	0.7%	0.7%	0.8%
% of FP17s Relating to Continuations	4	760	0.5%	0.8%	0.8%	0.9%
% of Patients satisfied with the dentistry they have received	0	0	N/A	94.1%	93.6%	93.3%
% of Patients satisfied with the time they had to wait for an appointment	0	0	N/A	88.8%	88.8%	88.9%

\* This is based on patients treated on this contract for their most recent course of treatment. Figures in italics indicate the base number of FP17s or Patient Questionnaire responses are less than 100. N/A is shown where the base number of responses is less than 10 during the period. % is calculated as Quantity/Base number\*100

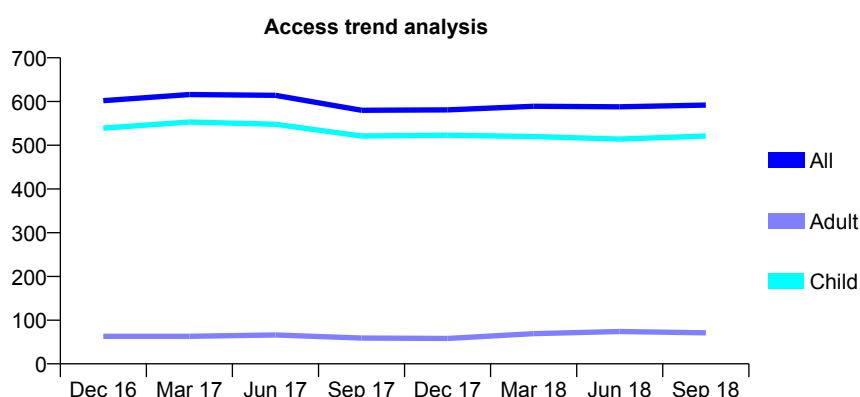
# Q64 - Vital Signs At a Glance Contract Report for 235997/0001 - September 2018

Name or company name	MR MJ BASSETT-CROSS
Contract type name	GDS Contract
Purpose of contract	General and Orthodontic
Contract start date	01/04/2006
Contract end date	

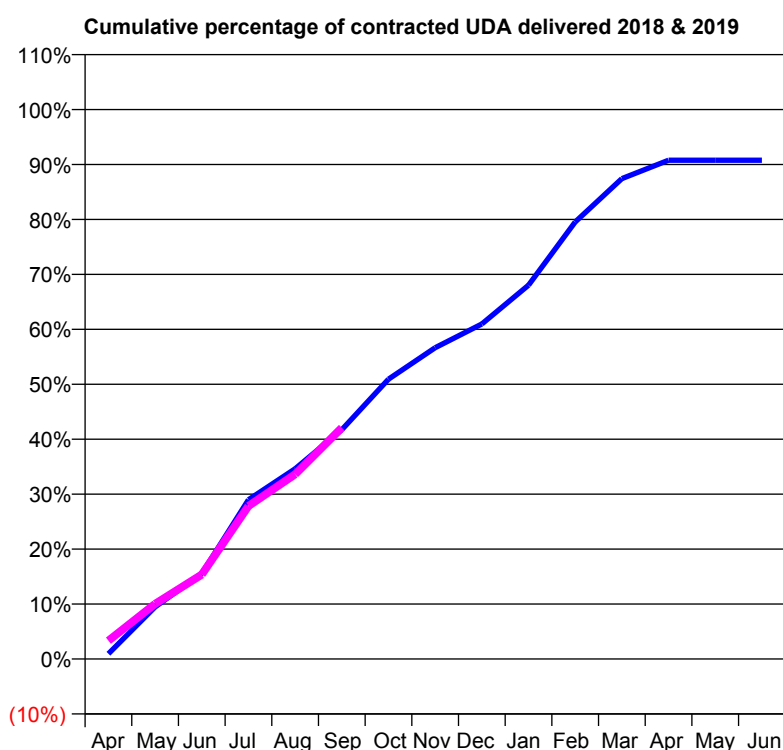
18/19 Contracted general activity (UDA)	1,350
Carry forward general activity (UDA)	0
18/19 Contracted orthodontic activity (UOA)	837
Carry forward orthodontic activity (UOA)	0
Baseline contract value	£88,372.85

## ACCESS\*

Patients seen in 24 months	Total	Change since previous quarter
Quarter ending September 2017	580	
Quarter ending December 2017	581	→
Quarter ending March 2018	589	→
Quarter ending June 2018	588	→
Quarter ending September 2018	592	→
<b>Variance since September 2017</b>	<b>2.1%</b>	<b>↑</b>



## ACTIVITY



Adjusted Scheduled Activity (UDA)		
Month	2018	2019
April	13	45
May	128	135
June	210	208
July	391	376
August	467	454
September	563	568
October	687	
November	765	
December	823	
January	918	
February	1,074	
March	1,180	
April	1,225	
May	1,225	
June	1,225	

## QUALITY

	Quantity	Base Number	Contract	AT	Region	England
% of FP17s for the same patient ID Re-attending within 3 months - Children	31	463	6.7%	8.7%	11.1%	11.6%
% of FP17s for the same patient ID Re-attending within 3 months - Adults	0	0	N/A	13.1%	15.3%	15.5%
% of FP17s for the same patient ID Re-attending between 3 & 9 months - Children	214	463	46.2%	61.8%	61.1%	58.8%
% of FP17s for the same patient ID Re-attending between 3 & 9 months - Adults	0	0	N/A	52.4%	52.3%	51.1%
% of FP17s for Band 1 Urgent Courses	6	411	1.5%	8.3%	9.5%	9.0%
% of FP17s Relating to Free Repair or Replacements	0	411	0.0%	0.7%	0.7%	0.8%
% of FP17s Relating to Continuations	1	411	0.2%	0.8%	0.8%	0.9%
% of Patients satisfied with the dentistry they have received	0	0	N/A	94.1%	93.6%	93.3%
% of Patients satisfied with the time they had to wait for an appointment	0	0	N/A	88.8%	88.8%	88.9%

\* This is based on patients treated on this contract for their most recent course of treatment. Figures in italics indicate the base number of FP17s or Patient Questionnaire responses are less than 100. N/A is shown where the base number of responses is less than 10 during the period. % is calculated as Quantity/Base number\*100



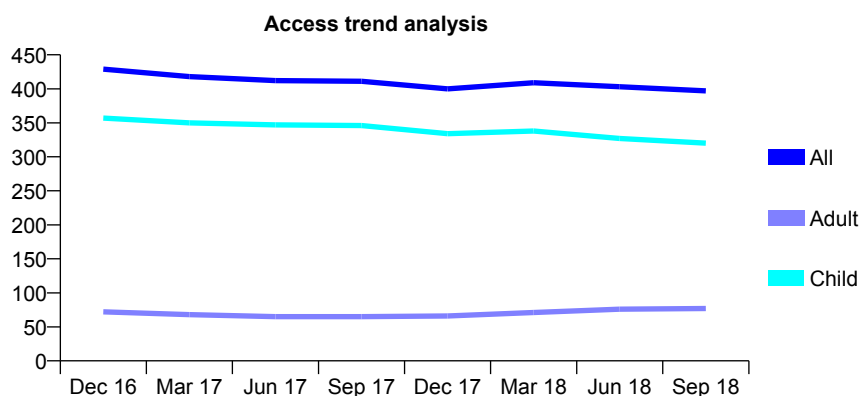
## Q64 - Vital Signs At a Glance Contract Report for 237876/0001 - September 2018

Name or company name	MRS L JAMES
Contract type name	GDS Contract
Purpose of contract	General
Contract start date	01/04/2006
Contract end date	

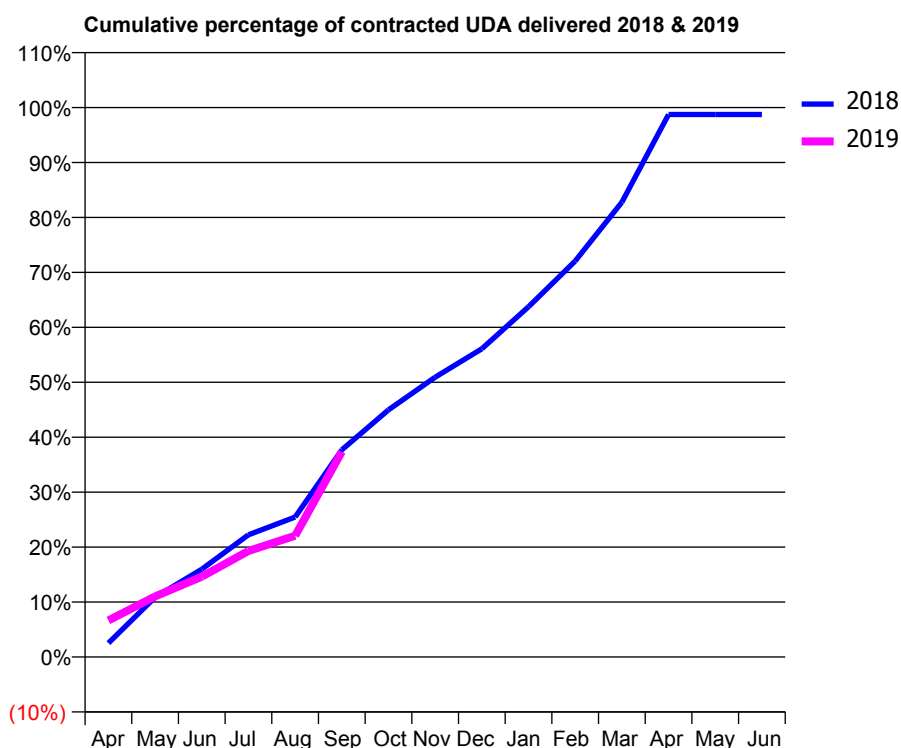
18/19 Contracted general activity (UDA)	870
Carry forward general activity (UDA)	0
18/19 Contracted orthodontic activity (UOA)	0
Carry forward orthodontic activity (UOA)	0
Baseline contract value	£21,371.57

### ACCESS\*

Patients seen in 24 months	Total	Change since previous quarter
Quarter ending September 2017	411	
Quarter ending December 2017	400	↓
Quarter ending March 2018	409	↑
Quarter ending June 2018	403	↓
Quarter ending September 2018	397	↓
<b>Variance since September 2017</b>	<b>(3.4%)</b>	<b>↓</b>



### ACTIVITY



Adjusted Scheduled Activity (UDA)		
Month	2018	2019
April	22	58
May	95	96
June	139	127
July	193	168
August	222	192
September	328	325
October	391	
November	443	
December	488	
January	555	
February	627	
March	720	
April	859	
May	859	
June	859	

### QUALITY

	Quantity	Base Number	Contract	AT	Region	England
% of FP17s for the same patient ID Re-attending within 3 months - Children	7	279	2.5%	8.7%	11.1%	11.6%
% of FP17s for the same patient ID Re-attending within 3 months - Adults	0	34	0.0%	13.1%	15.3%	15.5%
% of FP17s for the same patient ID Re-attending between 3 & 9 months - Children	205	279	73.5%	61.8%	61.1%	58.8%
% of FP17s for the same patient ID Re-attending between 3 & 9 months - Adults	16	34	47.1%	52.4%	52.3%	51.1%
% of FP17s for Band 1 Urgent Courses	5	272	1.8%	8.3%	9.5%	9.0%
% of FP17s Relating to Free Repair or Replacements	0	272	0.0%	0.7%	0.7%	0.8%
% of FP17s Relating to Continuations	0	272	0.0%	0.8%	0.8%	0.9%
% of Patients satisfied with the dentistry they have received	0	0	N/A	94.1%	93.6%	93.3%
% of Patients satisfied with the time they had to wait for an appointment	0	0	N/A	88.8%	88.8%	88.9%

\* This is based on patients treated on this contract for their most recent course of treatment. Figures in italics indicate the base number of FP17s or Patient Questionnaire responses are less than 100. N/A is shown where the base number of responses is less than 10 during the period. % is calculated as Quantity/Base number\*100

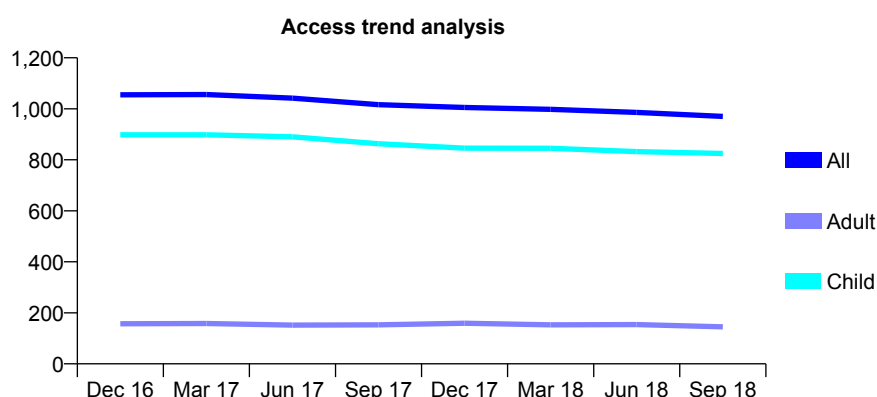
## Q64 - Vital Signs At a Glance Contract Report for 239488/0001 - September 2018

Name or company name	MR JC HOUSE
Contract type name	GDS Contract
Purpose of contract	General
Contract start date	01/04/2006
Contract end date	

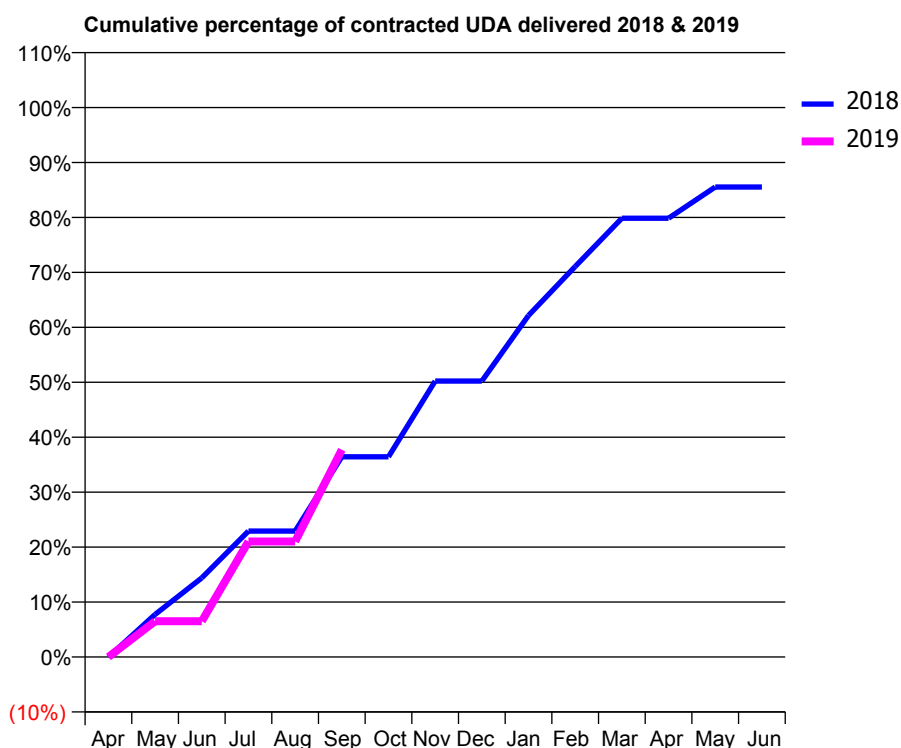
18/19 Contracted general activity (UDA)	2,500
Carry forward general activity (UDA)	0
18/19 Contracted orthodontic activity (UOA)	0
Carry forward orthodontic activity (UOA)	0
Baseline contract value	£52,604.48

### ACCESS\*

Patients seen in 24 months	Total	Change since previous quarter
Quarter ending September 2017	1,016	
Quarter ending December 2017	1,005	↓
Quarter ending March 2018	998	→
Quarter ending June 2018	986	↓
Quarter ending September 2018	970	↓
<b>Variance since September 2017</b>	<b>(4.5%)</b>	<b>↓</b>



### ACTIVITY



Adjusted Scheduled Activity (UDA)		
Month	2018	2019
April	0	0
May	194	163
June	360	163
July	573	525
August	573	525
September	911	943
October	911	
November	1,256	
December	1,256	
January	1,554	
February	1,777	
March	1,996	
April	1,996	
May	2,138	
June	2,138	

### QUALITY

	Quantity	Base Number	Contract	AT	Region	England
% of FP17s for the same patient ID Re-attending within 3 months - Children	84	818	10.3%	8.7%	11.1%	11.6%
% of FP17s for the same patient ID Re-attending within 3 months - Adults	6	48	12.5%	13.1%	15.3%	15.5%
% of FP17s for the same patient ID Re-attending between 3 & 9 months - Children	582	818	71.1%	61.8%	61.1%	58.8%
% of FP17s for the same patient ID Re-attending between 3 & 9 months - Adults	33	48	68.8%	52.4%	52.3%	51.1%
% of FP17s for Band 1 Urgent Courses	19	748	2.5%	8.3%	9.5%	9.0%
% of FP17s Relating to Free Repair or Replacements	0	748	0.0%	0.7%	0.7%	0.8%
% of FP17s Relating to Continuations	0	748	0.0%	0.8%	0.8%	0.9%
% of Patients satisfied with the dentistry they have received	0	0	N/A	94.1%	93.6%	93.3%
% of Patients satisfied with the time they had to wait for an appointment	0	0	N/A	88.8%	88.8%	88.9%

\* This is based on patients treated on this contract for their most recent course of treatment. Figures in italics indicate the base number of FP17s or Patient Questionnaire responses are less than 100. N/A is shown where the base number of responses is less than 10 during the period. % is calculated as Quantity/Base number\*100

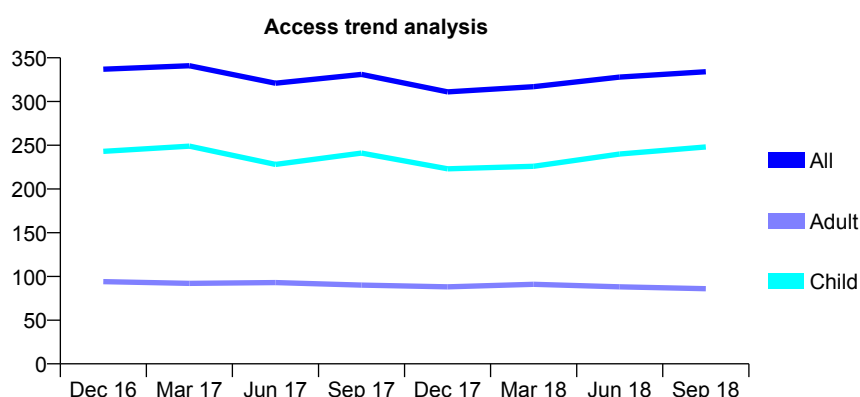
# Q64 - Vital Signs At a Glance Contract Report for 246247/0001 - September 2018

Name or company name	MR JA ANDERSON
Contract type name	GDS Contract
Purpose of contract	General
Contract start date	01/04/2006
Contract end date	

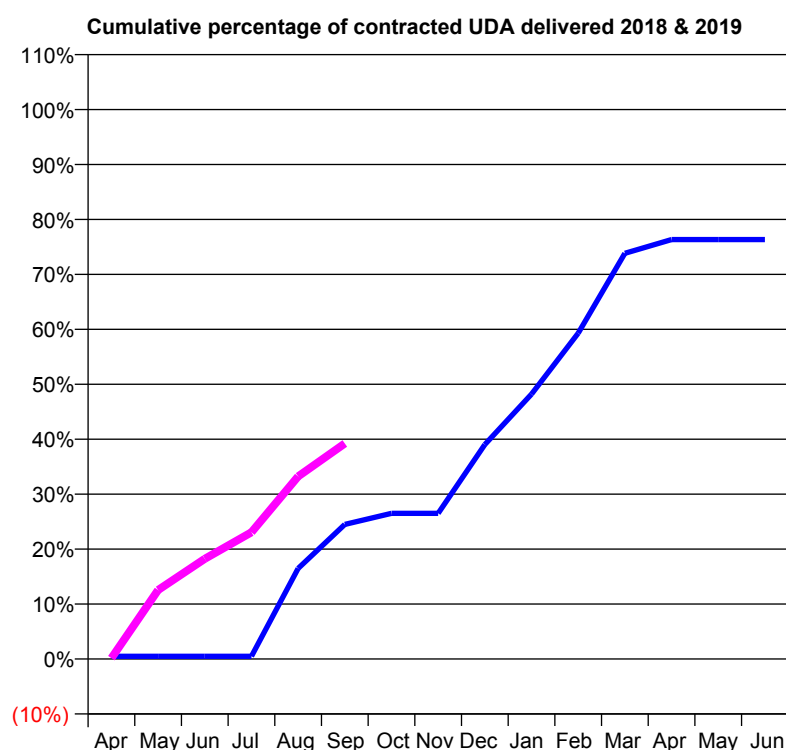
18/19 Contracted general activity (UDA)	600
Carry forward general activity (UDA)	0
18/19 Contracted orthodontic activity (UOA)	0
Carry forward orthodontic activity (UOA)	0
Baseline contract value	£13,761.70

## ACCESS\*

Patients seen in 24 months	Total	Change since previous quarter
Quarter ending September 2017	331	
Quarter ending December 2017	311	↓
Quarter ending March 2018	317	→
Quarter ending June 2018	328	↑
Quarter ending September 2018	334	→
<b>Variance since September 2017</b>	<b>0.9%</b>	<b>→</b>



## ACTIVITY



Adjusted Scheduled Activity (UDA)		
Month	2018	2019
April	3	1
May	3	75
June	3	109
July	3	138
August	99	199
September	147	235
October	159	
November	159	
December	234	
January	289	
February	356	
March	443	
April	458	
May	458	
June	458	

## QUALITY

	Quantity	Base Number	Contract	AT	Region	England
% of FP17s for the same patient ID Re-attending within 3 months - Children	4	165	2.4%	8.7%	11.1%	11.6%
% of FP17s for the same patient ID Re-attending within 3 months - Adults	3	27	11.1%	13.1%	15.3%	15.5%
% of FP17s for the same patient ID Re-attending between 3 & 9 months - Children	68	165	41.2%	61.8%	61.1%	58.8%
% of FP17s for the same patient ID Re-attending between 3 & 9 months - Adults	14	27	51.9%	52.4%	52.3%	51.1%
% of FP17s for Band 1 Urgent Courses	2	178	1.1%	8.3%	9.5%	9.0%
% of FP17s Relating to Free Repair or Replacements	0	178	0.0%	0.7%	0.7%	0.8%
% of FP17s Relating to Continuations	0	178	0.0%	0.8%	0.8%	0.9%
% of Patients satisfied with the dentistry they have received	0	0	N/A	94.1%	93.6%	93.3%
% of Patients satisfied with the time they had to wait for an appointment	0	0	N/A	88.8%	88.8%	88.9%

\* This is based on patients treated on this contract for their most recent course of treatment. Figures in italics indicate the base number of FP17s or Patient Questionnaire responses are less than 100. N/A is shown where the base number of responses is less than 10 during the period. % is calculated as Quantity/Base number\*100

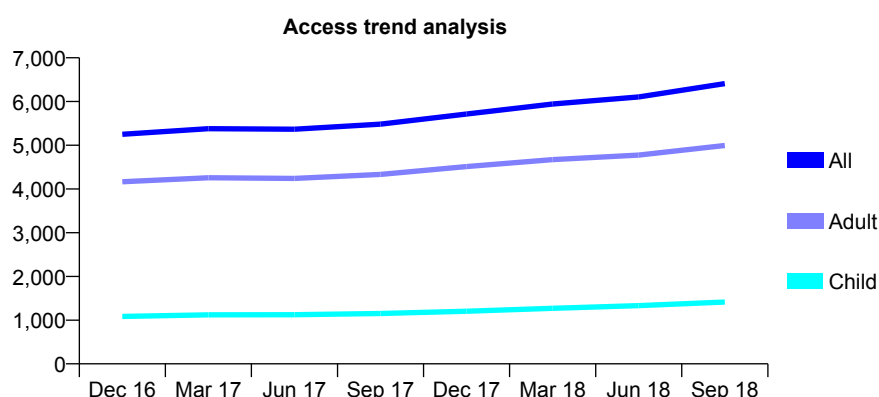
# Q64 - Vital Signs At a Glance Contract Report for 258784/0001 - September 2018

Name or company name	MR SS SANGHERA
Contract type name	GDS Contract
Purpose of contract	General
Contract start date	01/12/2007
Contract end date	

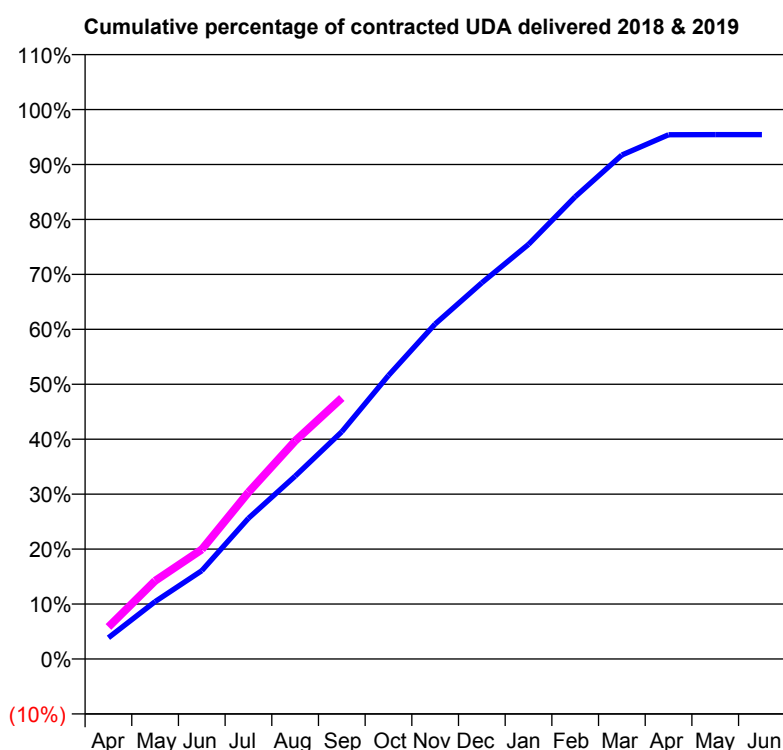
18/19 Contracted general activity (UDA)	17,500
Carry forward general activity (UDA)	0
18/19 Contracted orthodontic activity (UOA)	0
Carry forward orthodontic activity (UOA)	0
Baseline contract value	£423,292.67

## ACCESS\*

Patients seen in 24 months	Total	Change since previous quarter
Quarter ending September 2017	5,483	
Quarter ending December 2017	5,715	↑
Quarter ending March 2018	5,942	↑
Quarter ending June 2018	6,106	↑
Quarter ending September 2018	6,411	↑
<b>Variance since September 2017</b>	<b>16.9%</b>	<b>↑</b>



## ACTIVITY



Adjusted Scheduled Activity (UDA)		
Month	2018	2019
April	677	1,022
May	1,828	2,489
June	2,812	3,488
July	4,483	5,312
August	5,823	6,945
September	7,240	8,315
October	9,030	
November	10,670	
December	11,984	
January	13,205	
February	14,721	
March	16,049	
April	16,697	
May	16,699	
June	16,702	

## QUALITY

	Quantity	Base Number	Contract	AT	Region	England
% of FP17s for the same patient ID Re-attending within 3 months - Children	43	1,116	3.9%	8.7%	11.1%	11.6%
% of FP17s for the same patient ID Re-attending within 3 months - Adults	363	3,675	9.9%	13.1%	15.3%	15.5%
% of FP17s for the same patient ID Re-attending between 3 & 9 months - Children	653	1,116	58.5%	61.8%	61.1%	58.8%
% of FP17s for the same patient ID Re-attending between 3 & 9 months - Adults	2,189	3,675	59.6%	52.4%	52.3%	51.1%
% of FP17s for Band 1 Urgent Courses	290	4,466	6.5%	8.3%	9.5%	9.0%
% of FP17s Relating to Free Repair or Replacements	10	4,466	0.2%	0.7%	0.7%	0.8%
% of FP17s Relating to Continuations	22	4,466	0.5%	0.8%	0.8%	0.9%
% of Patients satisfied with the dentistry they have received	8	9	N/A	94.1%	93.6%	93.3%
% of Patients satisfied with the time they had to wait for an appointment	8	9	N/A	88.8%	88.8%	88.9%

\* This is based on patients treated on this contract for their most recent course of treatment. Figures in italics indicate the base number of FP17s or Patient Questionnaire responses are less than 100. N/A is shown where the base number of responses is less than 10 during the period. % is calculated as Quantity/Base number\*100

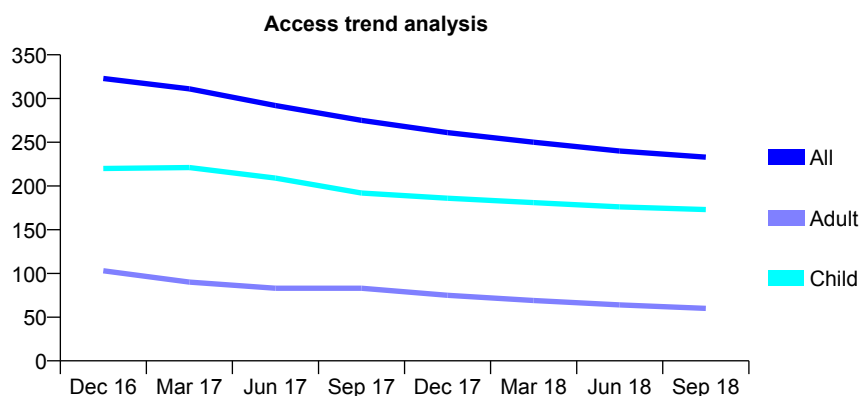
## Q64 - Vital Signs At a Glance Contract Report for 262579/0001 - September 2018

Name or company name	MR M OTHMAN
Contract type name	GDS Contract
Purpose of contract	General
Contract start date	10/09/2007
Contract end date	

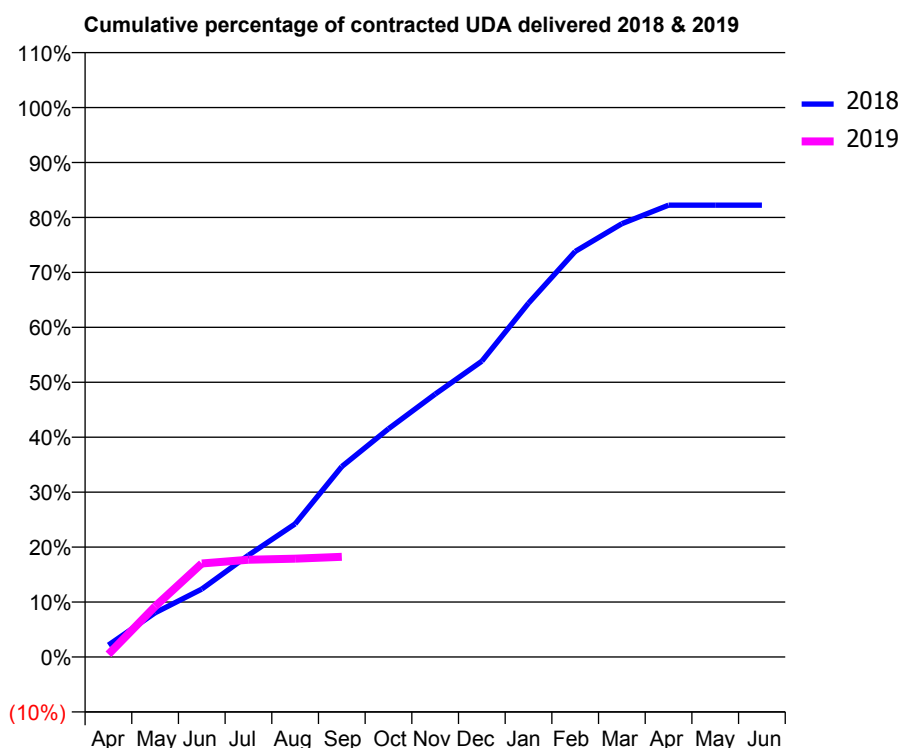
18/19 Contracted general activity (UDA)	600
Carry forward general activity (UDA)	0
18/19 Contracted orthodontic activity (UOA)	0
Carry forward orthodontic activity (UOA)	0
Baseline contract value	£14,930.99

### ACCESS\*

Patients seen in 24 months	Total	Change since previous quarter
Quarter ending September 2017	275	
Quarter ending December 2017	261	↓
Quarter ending March 2018	250	↓
Quarter ending June 2018	240	↓
Quarter ending September 2018	233	↓
<b>Variance since September 2017</b>	<b>(15.3%)</b>	↓



### ACTIVITY



Adjusted Scheduled Activity (UDA)		
Month	2018	2019
April	13	3
May	48	55
June	74	102
July	111	106
August	145	107
September	208	109
October	249	
November	287	
December	323	
January	386	
February	443	
March	473	
April	493	
May	493	
June	493	

### QUALITY

	Quantity	Base Number	Contract	AT	Region	England
% of FP17s for the same patient ID Re-attending within 3 months - Children	3	85	3.5%	8.7%	11.1%	11.6%
% of FP17s for the same patient ID Re-attending within 3 months - Adults	0	12	0.0%	13.1%	15.3%	15.5%
% of FP17s for the same patient ID Re-attending between 3 & 9 months - Children	60	85	70.6%	61.8%	61.1%	58.8%
% of FP17s for the same patient ID Re-attending between 3 & 9 months - Adults	7	12	58.3%	52.4%	52.3%	51.1%
% of FP17s for Band 1 Urgent Courses	2	79	2.5%	8.3%	9.5%	9.0%
% of FP17s Relating to Free Repair or Replacements	0	79	0.0%	0.7%	0.7%	0.8%
% of FP17s Relating to Continuations	0	79	0.0%	0.8%	0.8%	0.9%
% of Patients satisfied with the dentistry they have received	1	1	N/A	94.1%	93.6%	93.3%
% of Patients satisfied with the time they had to wait for an appointment	1	1	N/A	88.8%	88.8%	88.9%

\* This is based on patients treated on this contract for their most recent course of treatment. Figures in italics indicate the base number of FP17s or Patient Questionnaire responses are less than 100. N/A is shown where the base number of responses is less than 10 during the period. % is calculated as Quantity/Base number\*100

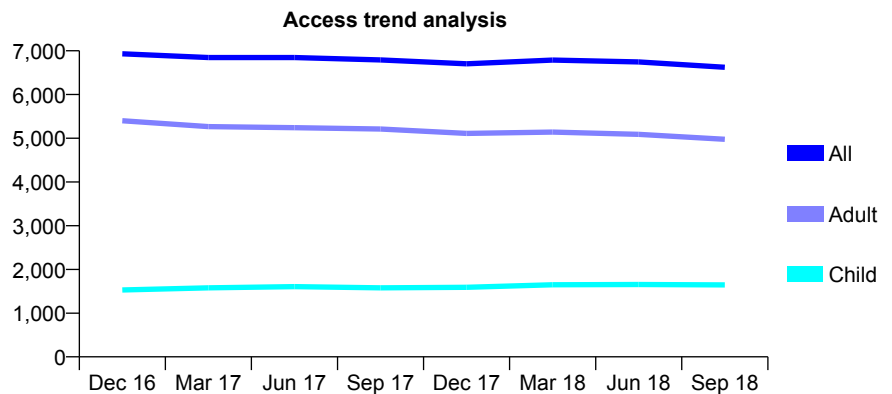
## Q64 - Vital Signs At a Glance Contract Report for 270563/0003 - September 2018

Name or company name	MR RS DHARWAR
Contract type name	GDS Contract
Purpose of contract	General and Orthodontic
Contract start date	01/02/2014
Contract end date	

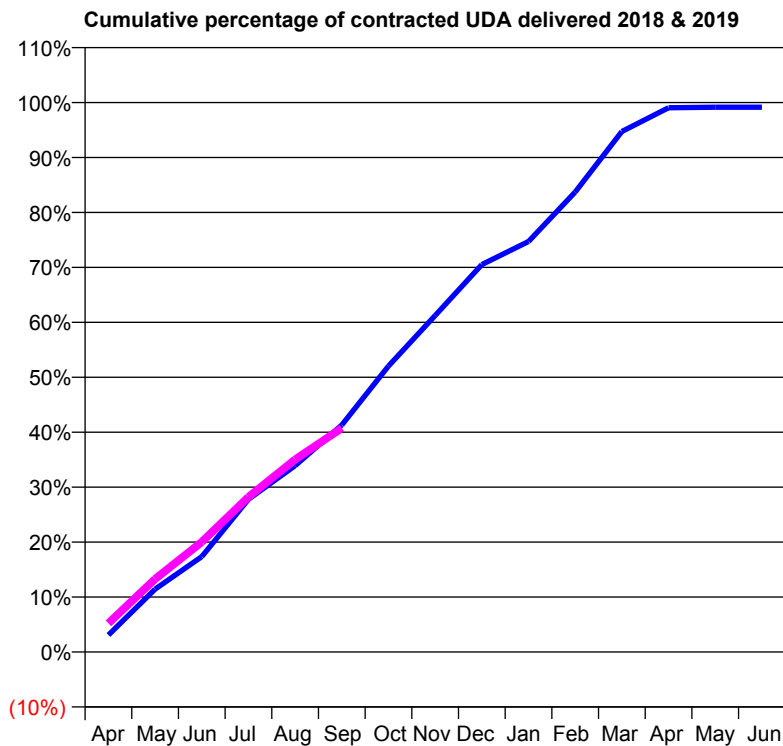
18/19 Contracted general activity (UDA)	19,451
Carry forward general activity (UDA)	0
18/19 Contracted orthodontic activity (UOA)	1,502
Carry forward orthodontic activity (UOA)	0
Baseline contract value	£570,486.15

### ACCESS\*

Patients seen in 24 months	Total	Change since previous quarter
Quarter ending September 2017	6,790	
Quarter ending December 2017	6,702	↓
Quarter ending March 2018	6,789	→
Quarter ending June 2018	6,744	→
Quarter ending September 2018	6,622	↓
<b>Variance since September 2017</b>	<b>(2.5%)</b>	<b>↓</b>



### ACTIVITY



Adjusted Scheduled Activity (UDA)		
Month	2018	2019
April	602	1,019
May	2,223	2,586
June	3,379	3,897
July	5,405	5,487
August	6,596	6,812
September	8,037	7,929
October	10,124	
November	11,912	
December	13,715	
January	14,530	
February	16,280	
March	18,425	
April	19,266	
May	19,283	
June	19,283	

### QUALITY

	Quantity	Base Number	Contract	AT	Region	England
% of FP17s for the same patient ID Re-attending within 3 months - Children	49	1,167	4.2%	8.7%	11.1%	11.6%
% of FP17s for the same patient ID Re-attending within 3 months - Adults	436	3,567	12.2%	13.1%	15.3%	15.5%
% of FP17s for the same patient ID Re-attending between 3 & 9 months - Children	727	1,167	62.3%	61.8%	61.1%	58.8%
% of FP17s for the same patient ID Re-attending between 3 & 9 months - Adults	2,431	3,567	68.2%	52.4%	52.3%	51.1%
% of FP17s for Band 1 Urgent Courses	397	4,171	9.5%	8.3%	9.5%	9.0%
% of FP17s Relating to Free Repair or Replacements	18	4,171	0.4%	0.7%	0.7%	0.8%
% of FP17s Relating to Continuations	9	4,171	0.2%	0.8%	0.8%	0.9%
% of Patients satisfied with the dentistry they have received	5	5	N/A	94.1%	93.6%	93.3%
% of Patients satisfied with the time they had to wait for an appointment	3	5	N/A	88.8%	88.8%	88.9%

\* This is based on patients treated on this contract for their most recent course of treatment. Figures in italics indicate the base number of FP17s or Patient Questionnaire responses are less than 100. N/A is shown where the base number of responses is less than 10 during the period. % is calculated as Quantity/Base number\*100

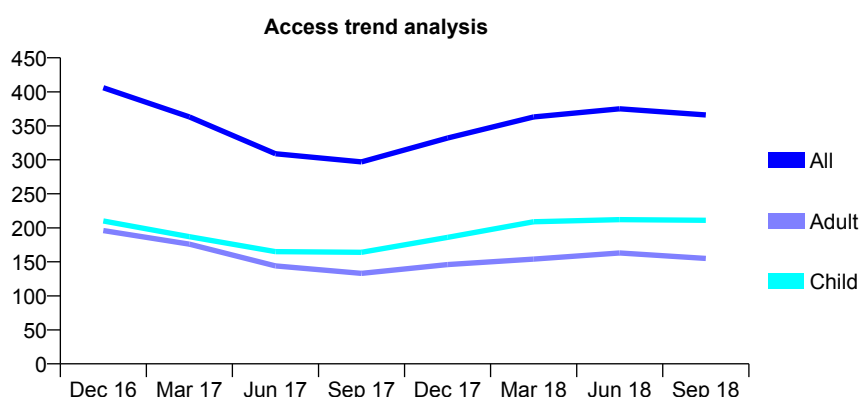
## Q64 - Vital Signs At a Glance Contract Report for 272760/0001 - September 2018

Name or company name	MR BY CHAN
Contract type name	GDS Contract
Purpose of contract	General
Contract start date	16/12/2010
Contract end date	

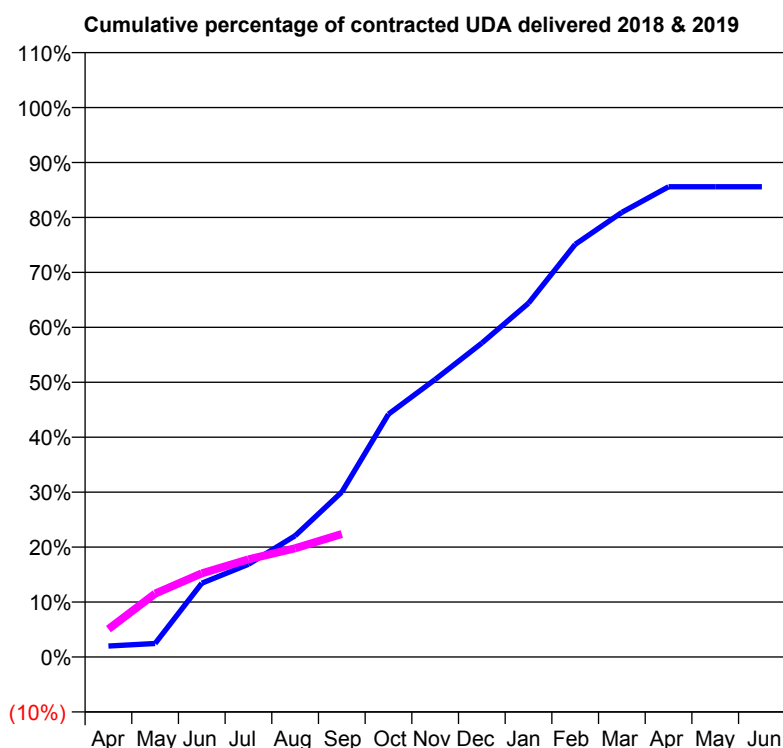
18/19 Contracted general activity (UDA)	850
Carry forward general activity (UDA)	0
18/19 Contracted orthodontic activity (UOA)	0
Carry forward orthodontic activity (UOA)	0
Baseline contract value	£17,785.56

### ACCESS\*

Patients seen in 24 months	Total	Change since previous quarter
Quarter ending September 2017	297	
Quarter ending December 2017	332	↑
Quarter ending March 2018	363	↑
Quarter ending June 2018	375	↑
Quarter ending September 2018	366	↓
<b>Variance since September 2017</b>	<b>23.2%</b>	<b>↑</b>



### ACTIVITY



Adjusted Scheduled Activity (UDA)		
Month	2018	2019
April	17	43
May	21	98
June	114	129
July	143	151
August	188	168
September	255	190
October	376	
November	429	
December	486	
January	547	
February	638	
March	688	
April	727	
May	727	
June	727	

### QUALITY

	Quantity	Base Number	Contract	AT	Region	England
% of FP17s for the same patient ID Re-attending within 3 months - Children	2	87	2.3%	8.7%	11.1%	11.6%
% of FP17s for the same patient ID Re-attending within 3 months - Adults	3	57	5.3%	13.1%	15.3%	15.5%
% of FP17s for the same patient ID Re-attending between 3 & 9 months - Children	26	87	29.9%	61.8%	61.1%	58.8%
% of FP17s for the same patient ID Re-attending between 3 & 9 months - Adults	16	57	28.1%	52.4%	52.3%	51.1%
% of FP17s for Band 1 Urgent Courses	11	128	8.6%	8.3%	9.5%	9.0%
% of FP17s Relating to Free Repair or Replacements	0	128	0.0%	0.7%	0.7%	0.8%
% of FP17s Relating to Continuations	0	128	0.0%	0.8%	0.8%	0.9%
% of Patients satisfied with the dentistry they have received	1	1	N/A	94.1%	93.6%	93.3%
% of Patients satisfied with the time they had to wait for an appointment	1	1	N/A	88.8%	88.8%	88.9%

\* This is based on patients treated on this contract for their most recent course of treatment. Figures in italics indicate the base number of FP17s or Patient Questionnaire responses are less than 100. N/A is shown where the base number of responses is less than 10 during the period. % is calculated as Quantity/Base number\*100



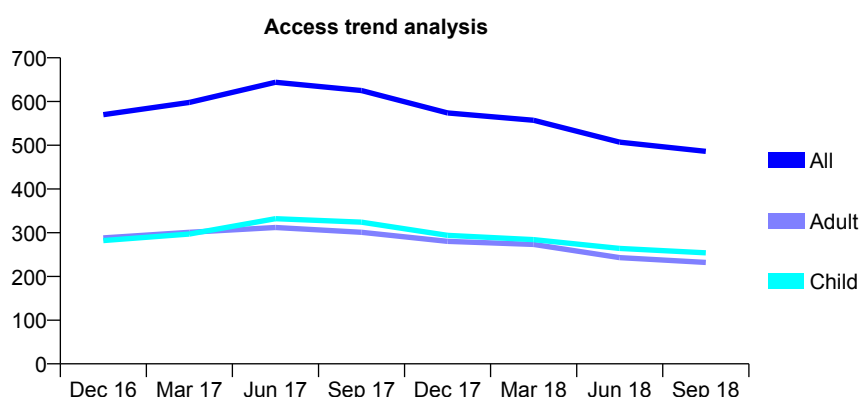
## Q64 - Vital Signs At a Glance Contract Report for 272760/0002 - September 2018

Name or company name	MR BY CHAN
Contract type name	GDS Contract
Purpose of contract	General
Contract start date	16/12/2010
Contract end date	

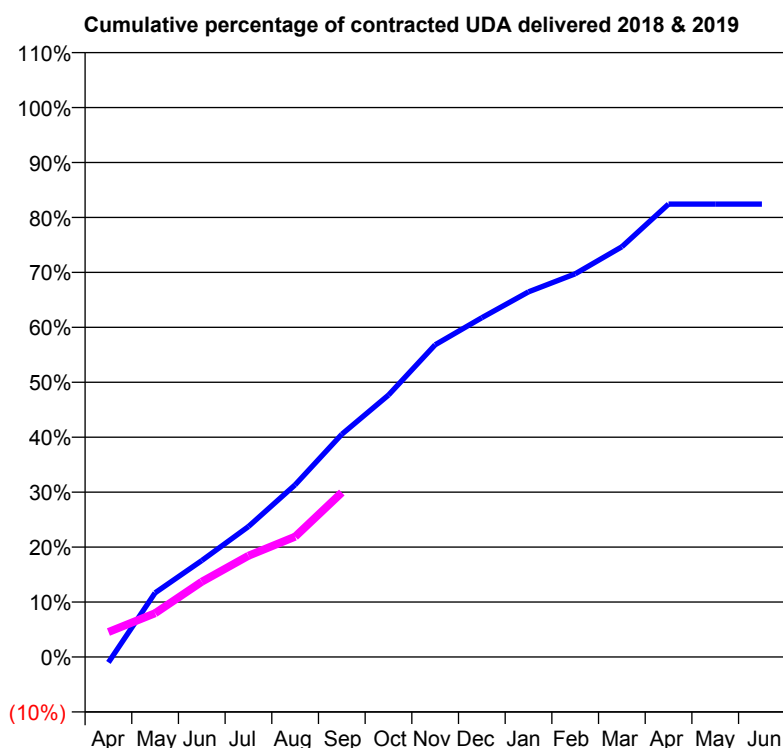
18/19 Contracted general activity (UDA)	1,300
Carry forward general activity (UDA)	0
18/19 Contracted orthodontic activity (UOA)	0
Carry forward orthodontic activity (UOA)	0
Baseline contract value	£31,374.35

### ACCESS\*

Patients seen in 24 months	Total	Change since previous quarter
Quarter ending September 2017	625	
Quarter ending December 2017	574	↓
Quarter ending March 2018	557	↓
Quarter ending June 2018	507	↓
Quarter ending September 2018	486	↓
<b>Variance since September 2017</b>	<b>(22.2%)</b>	<b>↓</b>



### ACTIVITY



Adjusted Scheduled Activity (UDA)		
Month	2018	2019
April	-13	59
May	152	104
June	228	178
July	309	240
August	407	285
September	527	389
October	620	
November	739	
December	803	
January	864	
February	906	
March	970	
April	1,072	
May	1,072	
June	1,072	

### QUALITY

	Quantity	Base Number	Contract	AT	Region	England
% of FP17s for the same patient ID Re-attending within 3 months - Children	6	134	4.5%	8.7%	11.1%	11.6%
% of FP17s for the same patient ID Re-attending within 3 months - Adults	8	81	9.9%	13.1%	15.3%	15.5%
% of FP17s for the same patient ID Re-attending between 3 & 9 months - Children	61	134	45.5%	61.8%	61.1%	58.8%
% of FP17s for the same patient ID Re-attending between 3 & 9 months - Adults	23	81	28.4%	52.4%	52.3%	51.1%
% of FP17s for Band 1 Urgent Courses	11	168	6.5%	8.3%	9.5%	9.0%
% of FP17s Relating to Free Repair or Replacements	0	168	0.0%	0.7%	0.7%	0.8%
% of FP17s Relating to Continuations	2	168	1.2%	0.8%	0.8%	0.9%
% of Patients satisfied with the dentistry they have received	2	2	N/A	94.1%	93.6%	93.3%
% of Patients satisfied with the time they had to wait for an appointment	2	2	N/A	88.8%	88.8%	88.9%

\* This is based on patients treated on this contract for their most recent course of treatment. Figures in italics indicate the base number of FP17s or Patient Questionnaire responses are less than 100. N/A is shown where the base number of responses is less than 10 during the period. % is calculated as Quantity/Base number\*100

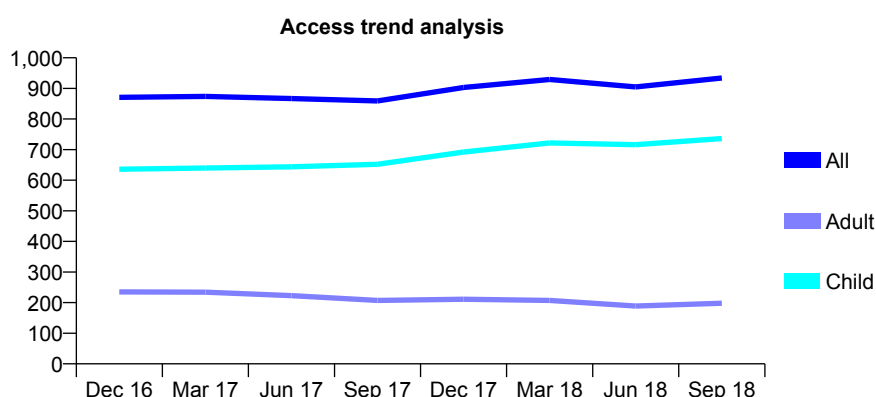
# Q64 - Vital Signs At a Glance Contract Report for 272795/0001 - September 2018

Name or company name	MR MF ISAACS
Contract type name	GDS Contract
Purpose of contract	General
Contract start date	07/02/2007
Contract end date	

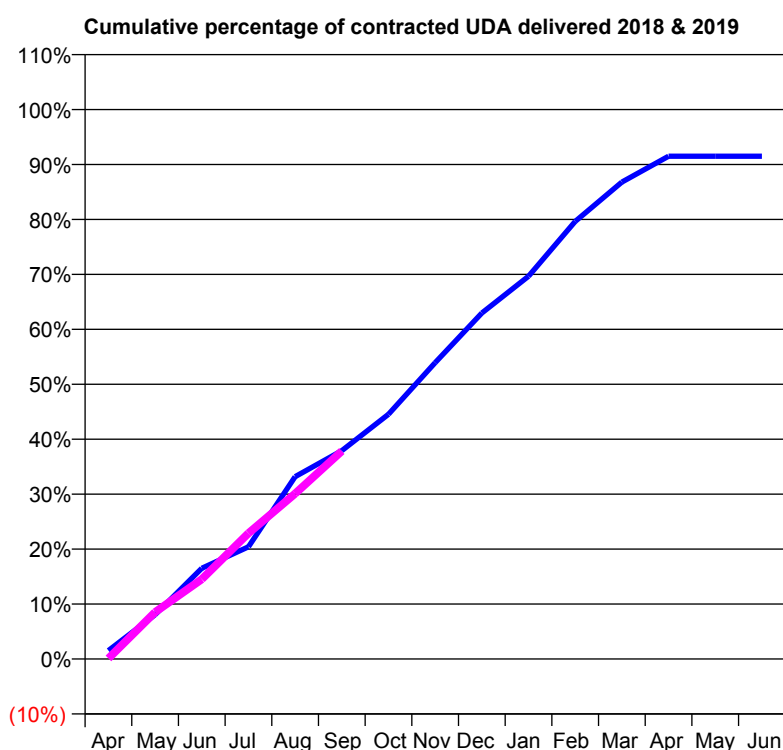
18/19 Contracted general activity (UDA)	2,000
Carry forward general activity (UDA)	0
18/19 Contracted orthodontic activity (UOA)	0
Carry forward orthodontic activity (UOA)	0
Baseline contract value	£39,819.48

## ACCESS\*

Patients seen in 24 months	Total	Change since previous quarter
Quarter ending September 2017	859	
Quarter ending December 2017	903	↑
Quarter ending March 2018	929	↑
Quarter ending June 2018	905	↓
Quarter ending September 2018	934	↑
<b>Variance since September 2017</b>	<b>8.7%</b>	<b>↑</b>



## ACTIVITY



Adjusted Scheduled Activity (UDA)		
Month	2018	2019
April	31	2
May	161	171
June	330	291
July	409	458
August	664	602
September	758	757
October	891	
November	1,079	
December	1,259	
January	1,393	
February	1,593	
March	1,736	
April	1,830	
May	1,830	
June	1,830	

## QUALITY

	Quantity	Base Number	Contract	AT	Region	England
% of FP17s for the same patient ID Re-attending within 3 months - Children	36	560	6.4%	8.7%	11.1%	11.6%
% of FP17s for the same patient ID Re-attending within 3 months - Adults	6	82	7.3%	13.1%	15.3%	15.5%
% of FP17s for the same patient ID Re-attending between 3 & 9 months - Children	324	560	57.9%	61.8%	61.1%	58.8%
% of FP17s for the same patient ID Re-attending between 3 & 9 months - Adults	41	82	50.0%	52.4%	52.3%	51.1%
% of FP17s for Band 1 Urgent Courses	44	577	7.6%	8.3%	9.5%	9.0%
% of FP17s Relating to Free Repair or Replacements	0	577	0.0%	0.7%	0.7%	0.8%
% of FP17s Relating to Continuations	2	577	0.3%	0.8%	0.8%	0.9%
% of Patients satisfied with the dentistry they have received	0	0	N/A	94.1%	93.6%	93.3%
% of Patients satisfied with the time they had to wait for an appointment	0	0	N/A	88.8%	88.8%	88.9%

\* This is based on patients treated on this contract for their most recent course of treatment. Figures in italics indicate the base number of FP17s or Patient Questionnaire responses are less than 100. N/A is shown where the base number of responses is less than 10 during the period. % is calculated as Quantity/Base number\*100

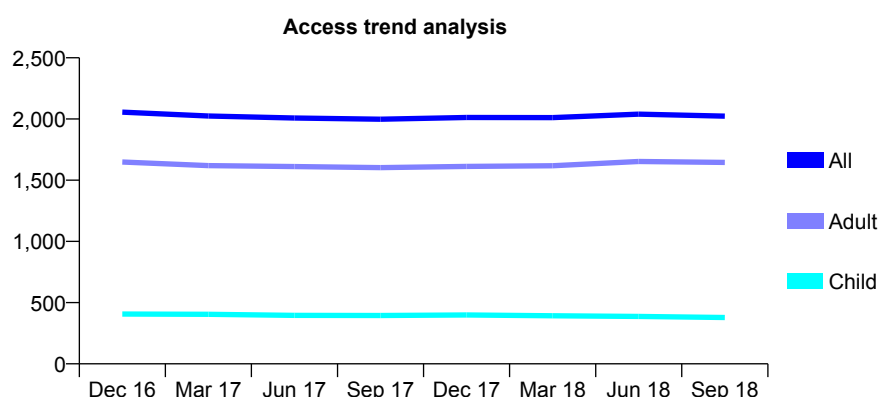
# Q64 - Vital Signs At a Glance Contract Report for 303828/0001 - September 2018

Name or company name	MR J ROBSON
Contract type name	GDS Contract
Purpose of contract	General
Contract start date	01/04/2006
Contract end date	

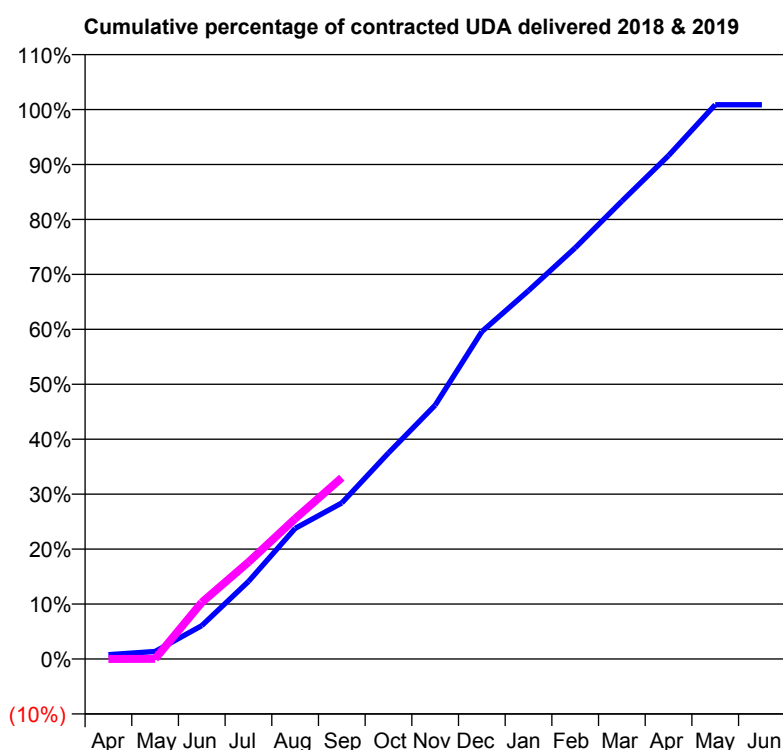
18/19 Contracted general activity (UDA)	6,039
Carry forward general activity (UDA)	0
18/19 Contracted orthodontic activity (UOA)	0
Carry forward orthodontic activity (UOA)	0
Baseline contract value	£167,890.63

## ACCESS\*

Patients seen in 24 months	Total	Change since previous quarter
Quarter ending September 2017	1,998	
Quarter ending December 2017	2,012	→
Quarter ending March 2018	2,011	→
Quarter ending June 2018	2,040	→
Quarter ending September 2018	2,023	→
<b>Variance since September 2017</b>	<b>1.3%</b>	<b>→</b>



## ACTIVITY



Adjusted Scheduled Activity (UDA)		
Month	2018	2019
April	47	0
May	83	2
June	367	622
July	852	1,065
August	1,436	1,543
September	1,716	1,992
October	2,265	
November	2,789	
December	3,599	
January	4,049	
February	4,518	
March	5,031	
April	5,533	
May	6,092	
June	6,092	

## QUALITY

	Quantity	Base Number	Contract	AT	Region	England
% of FP17s for the same patient ID Re-attending within 3 months - Children	14	324	4.3%	8.7%	11.1%	11.6%
% of FP17s for the same patient ID Re-attending within 3 months - Adults	218	1,380	15.8%	13.1%	15.3%	15.5%
% of FP17s for the same patient ID Re-attending between 3 & 9 months - Children	222	324	68.5%	61.8%	61.1%	58.8%
% of FP17s for the same patient ID Re-attending between 3 & 9 months - Adults	869	1,380	63.0%	52.4%	52.3%	51.1%
% of FP17s for Band 1 Urgent Courses	104	1,168	8.9%	8.3%	9.5%	9.0%
% of FP17s Relating to Free Repair or Replacements	19	1,168	1.6%	0.7%	0.7%	0.8%
% of FP17s Relating to Continuations	7	1,168	0.6%	0.8%	0.8%	0.9%
% of Patients satisfied with the dentistry they have received	3	3	N/A	94.1%	93.6%	93.3%
% of Patients satisfied with the time they had to wait for an appointment	3	3	N/A	88.8%	88.8%	88.9%

\* This is based on patients treated on this contract for their most recent course of treatment. Figures in italics indicate the base number of FP17s or Patient Questionnaire responses are less than 100. N/A is shown where the base number of responses is less than 10 during the period. % is calculated as Quantity/Base number\*100

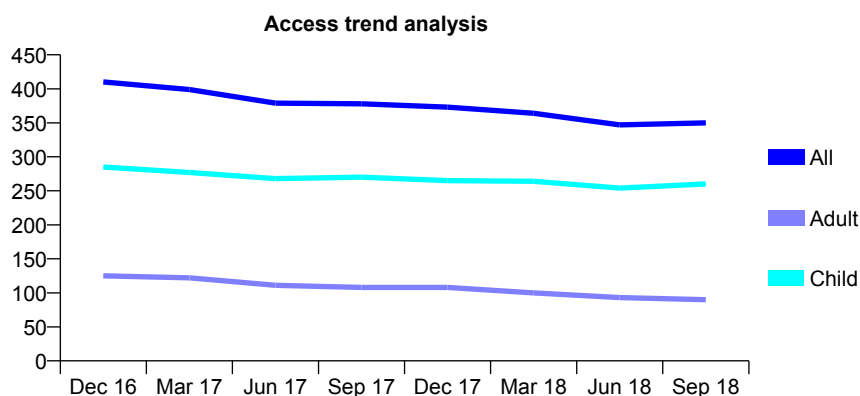
## Q64 - Vital Signs At a Glance Contract Report for 308951/0001 - September 2018

Name or company name	MR DM MEDCALF
Contract type name	GDS Contract
Purpose of contract	General
Contract start date	01/04/2006
Contract end date	

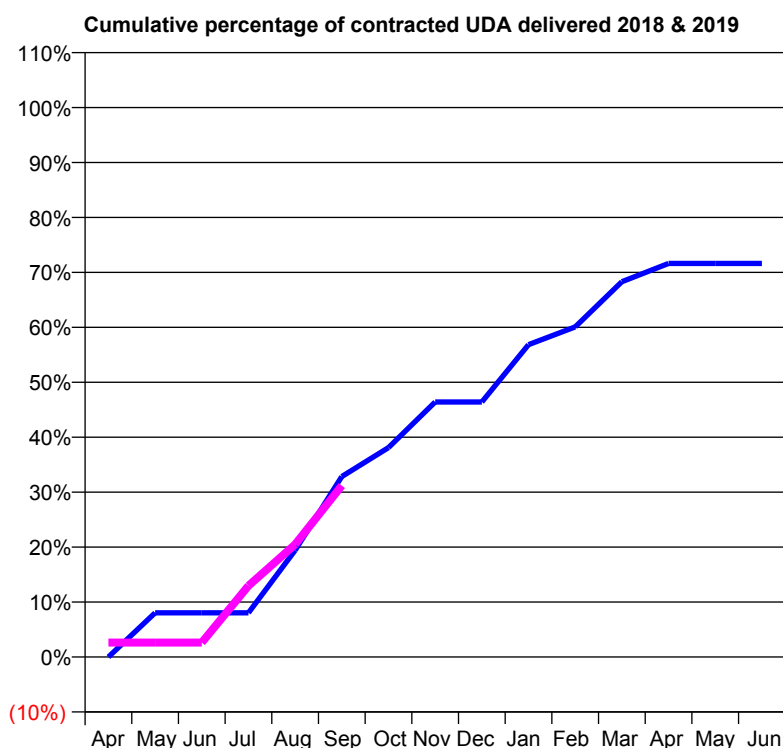
18/19 Contracted general activity (UDA)	723
Carry forward general activity (UDA)	0
18/19 Contracted orthodontic activity (UOA)	0
Carry forward orthodontic activity (UOA)	0
Baseline contract value	£15,441.49

### ACCESS\*

Patients seen in 24 months	Total	Change since previous quarter
Quarter ending September 2017	378	
Quarter ending December 2017	373	↓
Quarter ending March 2018	364	↓
Quarter ending June 2018	347	↓
Quarter ending September 2018	350	→
<b>Variance since September 2017</b>	<b>(7.4%)</b>	<b>↓</b>



### ACTIVITY



Adjusted Scheduled Activity (UDA)		
Month	2018	2019
April	0	19
May	58	19
June	58	19
July	58	94
August	140	148
September	237	226
October	276	
November	336	
December	336	
January	411	
February	434	
March	494	
April	518	
May	518	
June	518	

### QUALITY

	Quantity	Base Number	Contract	AT	Region	England
% of FP17s for the same patient ID Re-attending within 3 months - Children	2	149	1.3%	8.7%	11.1%	11.6%
% of FP17s for the same patient ID Re-attending within 3 months - Adults	2	42	4.8%	13.1%	15.3%	15.5%
% of FP17s for the same patient ID Re-attending between 3 & 9 months - Children	86	149	57.7%	61.8%	61.1%	58.8%
% of FP17s for the same patient ID Re-attending between 3 & 9 months - Adults	21	42	50.0%	52.4%	52.3%	51.1%
% of FP17s for Band 1 Urgent Courses	8	171	4.7%	8.3%	9.5%	9.0%
% of FP17s Relating to Free Repair or Replacements	0	171	0.0%	0.7%	0.7%	0.8%
% of FP17s Relating to Continuations	0	171	0.0%	0.8%	0.8%	0.9%
% of Patients satisfied with the dentistry they have received	1	1	N/A	94.1%	93.6%	93.3%
% of Patients satisfied with the time they had to wait for an appointment	1	1	N/A	88.8%	88.8%	88.9%

\* This is based on patients treated on this contract for their most recent course of treatment. Figures in italics indicate the base number of FP17s or Patient Questionnaire responses are less than 100. N/A is shown where the base number of responses is less than 10 during the period. % is calculated as Quantity/Base number\*100

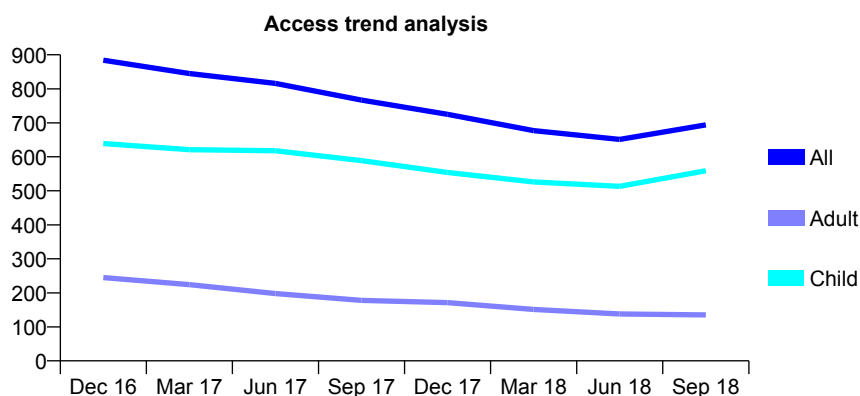
## Q64 - Vital Signs At a Glance Contract Report for 320072/0001 - September 2018

Name or company name	Larkhall Dental Rooms
Contract type name	GDS Contract
Purpose of contract	General
Contract start date	01/04/2006
Contract end date	

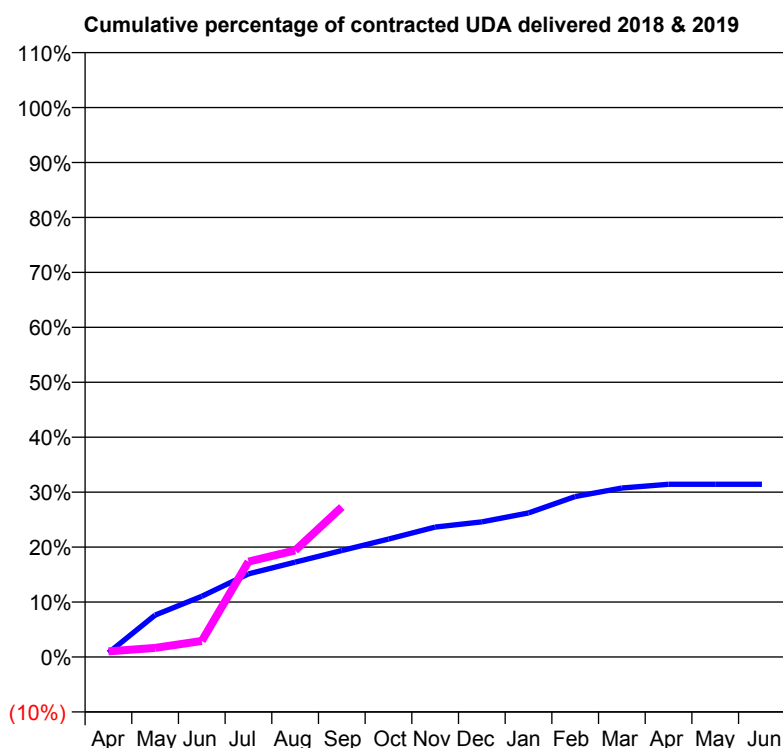
18/19 Contracted general activity (UDA)	2,630
Carry forward general activity (UDA)	0
18/19 Contracted orthodontic activity (UOA)	0
Carry forward orthodontic activity (UOA)	0
Baseline contract value	£84,349.17

### ACCESS\*

Patients seen in 24 months	Total	Change since previous quarter
Quarter ending September 2017	767	
Quarter ending December 2017	725	↓
Quarter ending March 2018	677	↓
Quarter ending June 2018	651	↓
Quarter ending September 2018	694	↑
<b>Variance since September 2017</b>	<b>(9.5%)</b>	<b>↓</b>



### ACTIVITY



Adjusted Scheduled Activity (UDA)		
Month	2018	2019
April	20	27
May	201	43
June	291	77
July	398	456
August	454	510
September	510	718
October	565	
November	622	
December	647	
January	690	
February	768	
March	809	
April	827	
May	827	
June	827	

### QUALITY

	Quantity	Base Number	Contract	AT	Region	England
% of FP17s for the same patient ID Re-attending within 3 months - Children	22	598	3.7%	8.7%	11.1%	11.6%
% of FP17s for the same patient ID Re-attending within 3 months - Adults	25	107	23.4%	13.1%	15.3%	15.5%
% of FP17s for the same patient ID Re-attending between 3 & 9 months - Children	316	598	52.8%	61.8%	61.1%	58.8%
% of FP17s for the same patient ID Re-attending between 3 & 9 months - Adults	55	107	51.4%	52.4%	52.3%	51.1%
% of FP17s for Band 1 Urgent Courses	14	412	3.4%	8.3%	9.5%	9.0%
% of FP17s Relating to Free Repair or Replacements	1	412	0.2%	0.7%	0.7%	0.8%
% of FP17s Relating to Continuations	0	412	0.0%	0.8%	0.8%	0.9%
% of Patients satisfied with the dentistry they have received	0	0	N/A	94.1%	93.6%	93.3%
% of Patients satisfied with the time they had to wait for an appointment	0	0	N/A	88.8%	88.8%	88.9%

\* This is based on patients treated on this contract for their most recent course of treatment. Figures in italics indicate the base number of FP17s or Patient Questionnaire responses are less than 100. N/A is shown where the base number of responses is less than 10 during the period. % is calculated as Quantity/Base number\*100

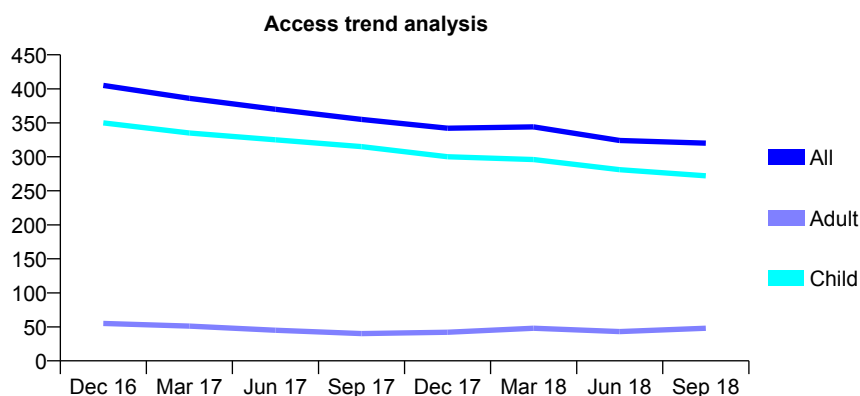
## Q64 - Vital Signs At a Glance Contract Report for 325058/0001 - September 2018

Name or company name	Batheaston Dental Rooms Partnership
Contract type name	GDS Contract
Purpose of contract	General
Contract start date	01/04/2006
Contract end date	

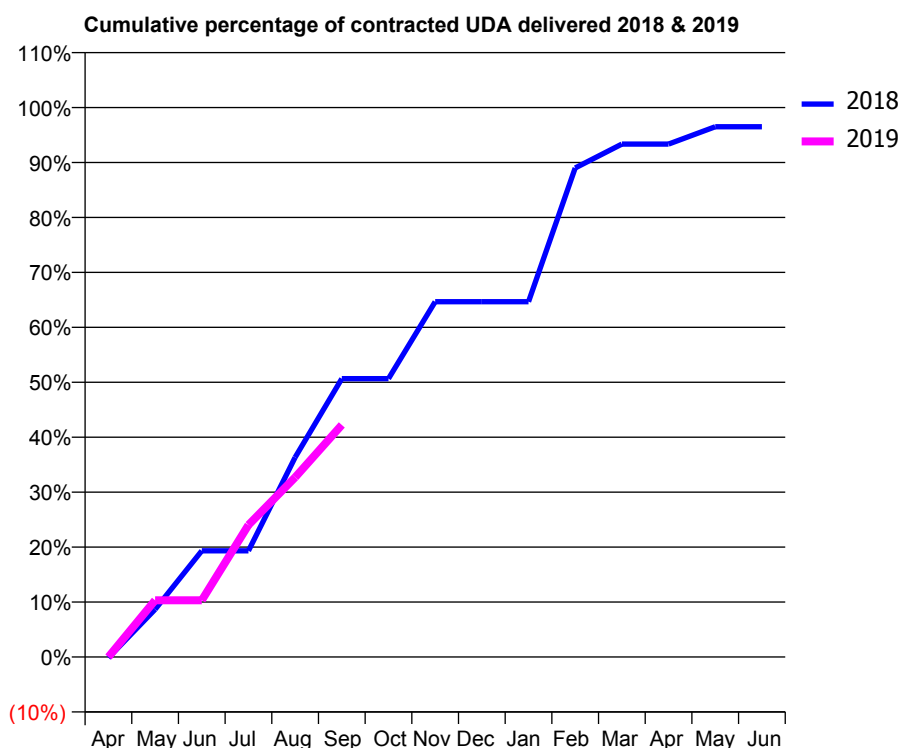
18/19 Contracted general activity (UDA)	600
Carry forward general activity (UDA)	0
18/19 Contracted orthodontic activity (UOA)	0
Carry forward orthodontic activity (UOA)	0
Baseline contract value	£16,026.88

### ACCESS\*

Patients seen in 24 months	Total	Change since previous quarter
Quarter ending September 2017	355	
Quarter ending December 2017	342	↓
Quarter ending March 2018	344	→
Quarter ending June 2018	324	↓
Quarter ending September 2018	320	↓
<b>Variance since September 2017</b>	<b>(9.9%)</b>	<b>↓</b>



### ACTIVITY



Month	Adjusted Scheduled Activity (UDA)	
	2018	2019
April	-1	0
May	52	62
June	116	62
July	116	144
August	218	196
September	304	253
October	304	
November	388	
December	388	
January	388	
February	534	
March	560	
April	560	
May	579	
June	579	

### QUALITY

	Quantity	Base Number	Contract	AT	Region	England
% of FP17s for the same patient ID Re-attending within 3 months - Children	3	190	1.6%	8.7%	11.1%	11.6%
% of FP17s for the same patient ID Re-attending within 3 months - Adults	0	11	0.0%	13.1%	15.3%	15.5%
% of FP17s for the same patient ID Re-attending between 3 & 9 months - Children	125	190	65.8%	61.8%	61.1%	58.8%
% of FP17s for the same patient ID Re-attending between 3 & 9 months - Adults	10	11	90.9%	52.4%	52.3%	51.1%
% of FP17s for Band 1 Urgent Courses	2	186	1.1%	8.3%	9.5%	9.0%
% of FP17s Relating to Free Repair or Replacements	0	186	0.0%	0.7%	0.7%	0.8%
% of FP17s Relating to Continuations	1	186	0.5%	0.8%	0.8%	0.9%
% of Patients satisfied with the dentistry they have received	1	1	N/A	94.1%	93.6%	93.3%
% of Patients satisfied with the time they had to wait for an appointment	0	1	N/A	88.8%	88.8%	88.9%

\* This is based on patients treated on this contract for their most recent course of treatment. Figures in italics indicate the base number of FP17s or Patient Questionnaire responses are less than 100. N/A is shown where the base number of responses is less than 10 during the period. % is calculated as Quantity/Base number\*100

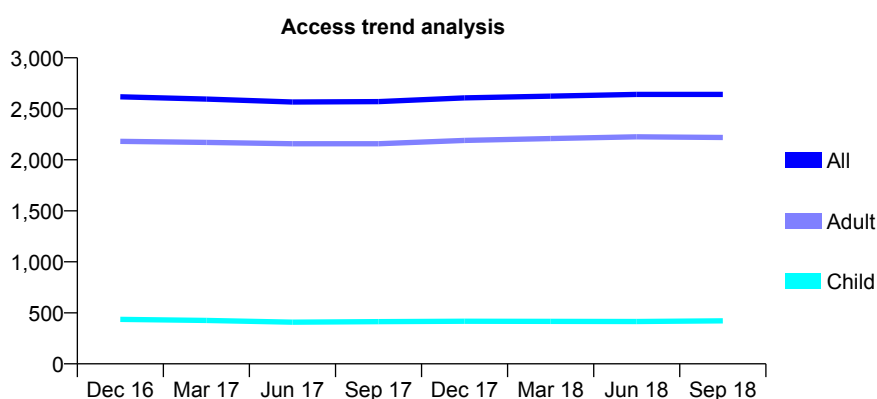
## Q64 - Vital Signs At a Glance Contract Report for 325899/0001 - September 2018

Name or company name	MR ID STORRAR
Contract type name	GDS Contract
Purpose of contract	General
Contract start date	01/04/2006
Contract end date	

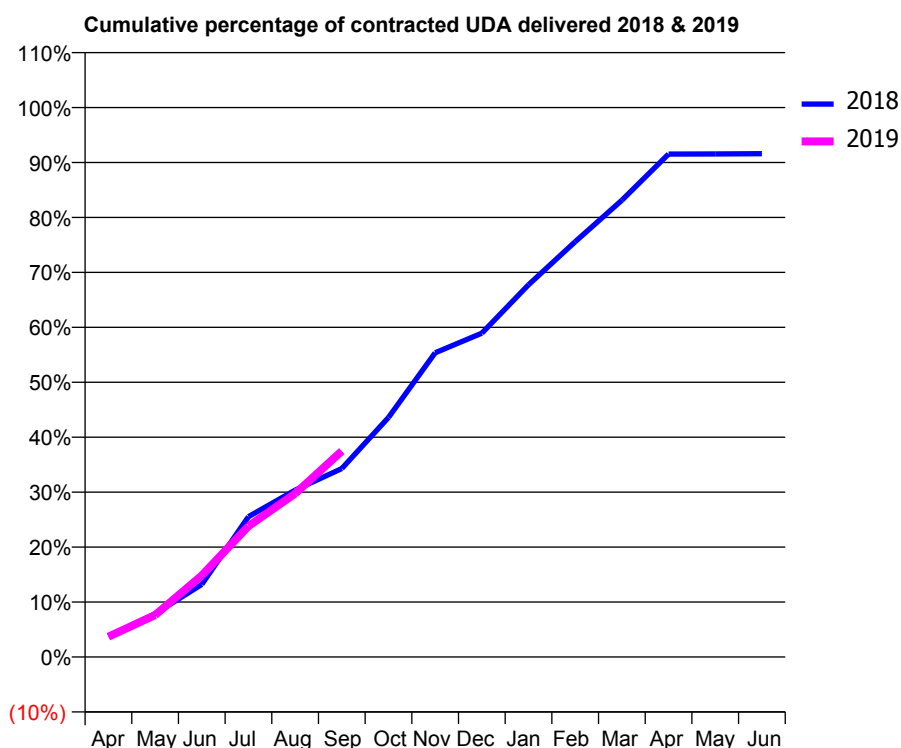
18/19 Contracted general activity (UDA)	7,900
Carry forward general activity (UDA)	0
18/19 Contracted orthodontic activity (UOA)	0
Carry forward orthodontic activity (UOA)	0
Baseline contract value	£165,688.91

### ACCESS\*

Patients seen in 24 months	Total	Change since previous quarter
Quarter ending September 2017	2,571	
Quarter ending December 2017	2,607	→
Quarter ending March 2018	2,624	→
Quarter ending June 2018	2,641	→
Quarter ending September 2018	2,641	→
<b>Variance since September 2017</b>	<b>2.7%</b>	<b>↑</b>



### ACTIVITY



Adjusted Scheduled Activity (UDA)		
Month	2018	2019
April	297	292
May	622	603
June	1,044	1,173
July	2,019	1,882
August	2,400	2,350
September	2,710	2,960
October	3,444	
November	4,374	
December	4,656	
January	5,352	
February	5,971	
March	6,568	
April	7,231	
May	7,233	
June	7,236	

### QUALITY

	Quantity	Base Number	Contract	AT	Region	England
% of FP17s for the same patient ID Re-attending within 3 months - Children	36	369	9.8%	8.7%	11.1%	11.6%
% of FP17s for the same patient ID Re-attending within 3 months - Adults	226	1,670	13.5%	13.1%	15.3%	15.5%
% of FP17s for the same patient ID Re-attending between 3 & 9 months - Children	228	369	61.8%	61.8%	61.1%	58.8%
% of FP17s for the same patient ID Re-attending between 3 & 9 months - Adults	853	1,670	51.1%	52.4%	52.3%	51.1%
% of FP17s for Band 1 Urgent Courses	123	1,688	7.3%	8.3%	9.5%	9.0%
% of FP17s Relating to Free Repair or Replacements	33	1,688	2.0%	0.7%	0.7%	0.8%
% of FP17s Relating to Continuations	26	1,688	1.5%	0.8%	0.8%	0.9%
% of Patients satisfied with the dentistry they have received	3	3	N/A	94.1%	93.6%	93.3%
% of Patients satisfied with the time they had to wait for an appointment	3	3	N/A	88.8%	88.8%	88.9%

\* This is based on patients treated on this contract for their most recent course of treatment. Figures in italics indicate the base number of FP17s or Patient Questionnaire responses are less than 100. N/A is shown where the base number of responses is less than 10 during the period. % is calculated as Quantity/Base number\*100



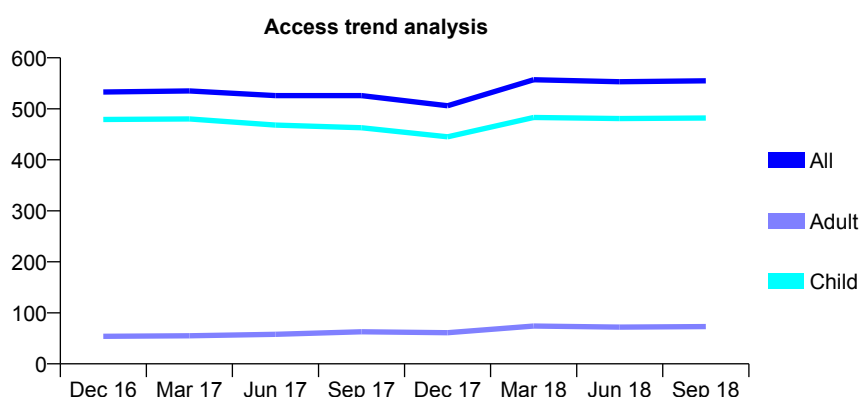
# Q64 - Vital Signs At a Glance Contract Report for 334219/0001 - September 2018

Name or company name	MR NM HARRIS
Contract type name	GDS Contract
Purpose of contract	General
Contract start date	01/04/2006
Contract end date	

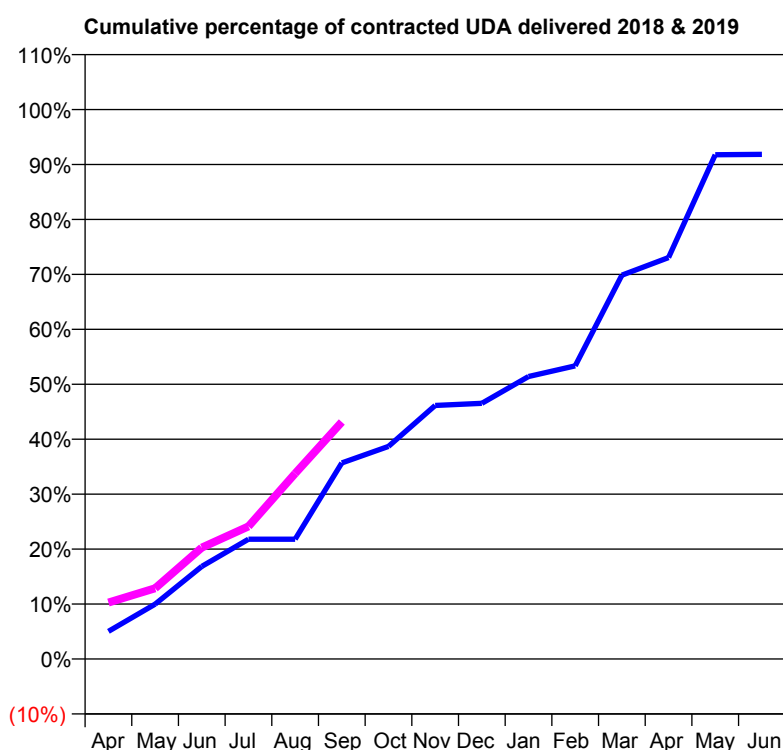
18/19 Contracted general activity (UDA)	1,850
Carry forward general activity (UDA)	0
18/19 Contracted orthodontic activity (UOA)	0
Carry forward orthodontic activity (UOA)	0
Baseline contract value	£62,178.19

## ACCESS\*

Patients seen in 24 months	Total	Change since previous quarter
Quarter ending September 2017	526	
Quarter ending December 2017	506	↓
Quarter ending March 2018	557	↑
Quarter ending June 2018	553	→
Quarter ending September 2018	555	→
<b>Variance since September 2017</b>	<b>5.5%</b>	<b>↑</b>



## ACTIVITY



Adjusted Scheduled Activity (UDA)		
Month	2018	2019
April	93	190
May	185	238
June	312	375
July	403	446
August	403	625
September	660	798
October	716	
November	854	
December	861	
January	951	
February	987	
March	1,292	
April	1,351	
May	1,698	
June	1,699	

## QUALITY

	Quantity	Base Number	Contract	AT	Region	England
% of FP17s for the same patient ID Re-attending within 3 months - Children	24	448	5.4%	8.7%	11.1%	11.6%
% of FP17s for the same patient ID Re-attending within 3 months - Adults	1	22	4.5%	13.1%	15.3%	15.5%
% of FP17s for the same patient ID Re-attending between 3 & 9 months - Children	353	448	78.8%	61.8%	61.1%	58.8%
% of FP17s for the same patient ID Re-attending between 3 & 9 months - Adults	16	22	72.7%	52.4%	52.3%	51.1%
% of FP17s for Band 1 Urgent Courses	20	418	4.8%	8.3%	9.5%	9.0%
% of FP17s Relating to Free Repair or Replacements	1	418	0.2%	0.7%	0.7%	0.8%
% of FP17s Relating to Continuations	0	418	0.0%	0.8%	0.8%	0.9%
% of Patients satisfied with the dentistry they have received	1	1	N/A	94.1%	93.6%	93.3%
% of Patients satisfied with the time they had to wait for an appointment	1	1	N/A	88.8%	88.8%	88.9%

\* This is based on patients treated on this contract for their most recent course of treatment. Figures in italics indicate the base number of FP17s or Patient Questionnaire responses are less than 100. N/A is shown where the base number of responses is less than 10 during the period. % is calculated as Quantity/Base number\*100

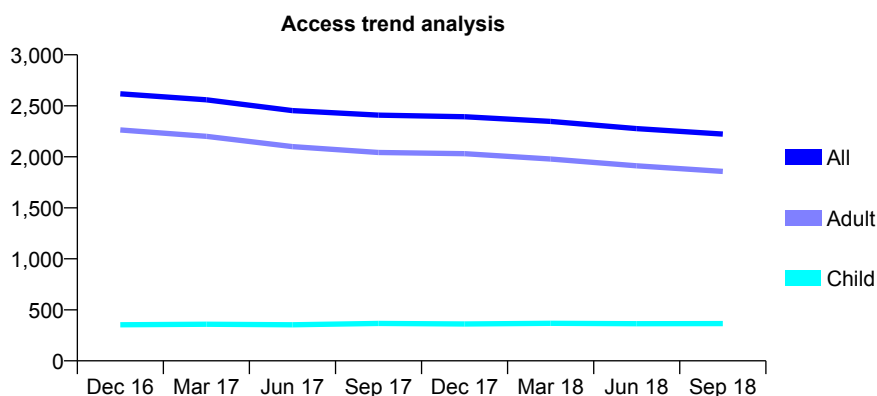
## Q64 - Vital Signs At a Glance Contract Report for 335193/0001 - September 2018

Name or company name	MISS KJ TIMOTHY
Contract type name	GDS Contract
Purpose of contract	General
Contract start date	01/04/2006
Contract end date	

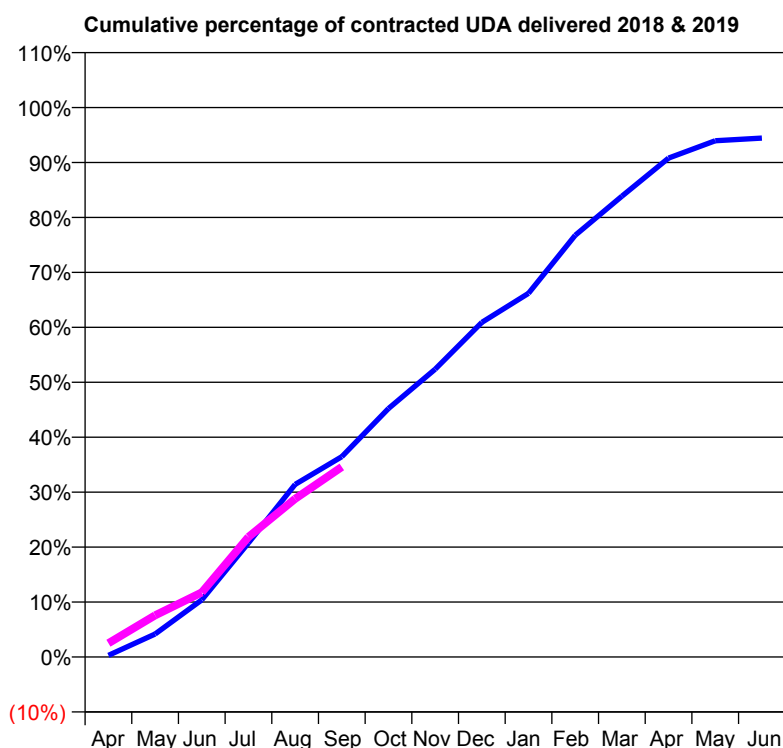
18/19 Contracted general activity (UDA)	6,535
Carry forward general activity (UDA)	0
18/19 Contracted orthodontic activity (UOA)	0
Carry forward orthodontic activity (UOA)	0
Baseline contract value	£189,507.13

### ACCESS\*

Patients seen in 24 months	Total	Change since previous quarter
Quarter ending September 2017	2,409	
Quarter ending December 2017	2,393	→
Quarter ending March 2018	2,347	↓
Quarter ending June 2018	2,276	↓
Quarter ending September 2018	2,223	↓
<b>Variance since September 2017</b>	<b>(7.7%)</b>	<b>↓</b>



### ACTIVITY



Adjusted Scheduled Activity (UDA)		
Month	2018	2019
April	20	164
May	273	495
June	680	769
July	1,356	1,428
August	2,053	1,882
September	2,383	2,261
October	2,956	
November	3,424	
December	3,979	
January	4,326	
February	5,015	
March	5,480	
April	5,934	
May	6,140	
June	6,172	

### QUALITY

	Quantity	Base Number	Contract	AT	Region	England
% of FP17s for the same patient ID Re-attending within 3 months - Children	19	309	6.1%	8.7%	11.1%	11.6%
% of FP17s for the same patient ID Re-attending within 3 months - Adults	171	1,244	13.7%	13.1%	15.3%	15.5%
% of FP17s for the same patient ID Re-attending between 3 & 9 months - Children	218	309	70.6%	61.8%	61.1%	58.8%
% of FP17s for the same patient ID Re-attending between 3 & 9 months - Adults	735	1,244	59.1%	52.4%	52.3%	51.1%
% of FP17s for Band 1 Urgent Courses	68	1,325	5.1%	8.3%	9.5%	9.0%
% of FP17s Relating to Free Repair or Replacements	15	1,325	1.1%	0.7%	0.7%	0.8%
% of FP17s Relating to Continuations	38	1,325	2.9%	0.8%	0.8%	0.9%
% of Patients satisfied with the dentistry they have received	2	2	N/A	94.1%	93.6%	93.3%
% of Patients satisfied with the time they had to wait for an appointment	2	2	N/A	88.8%	88.8%	88.9%

\* This is based on patients treated on this contract for their most recent course of treatment. Figures in italics indicate the base number of FP17s or Patient Questionnaire responses are less than 100. N/A is shown where the base number of responses is less than 10 during the period. % is calculated as Quantity/Base number\*100

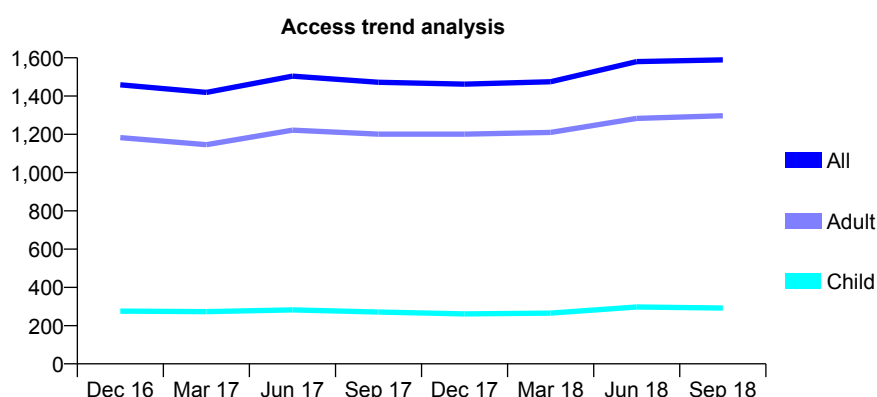
# Q64 - Vital Signs At a Glance Contract Report for 335649/0001 - September 2018

Name or company name	MR GS SOLKER
Contract type name	GDS Contract
Purpose of contract	General
Contract start date	12/06/2006
Contract end date	

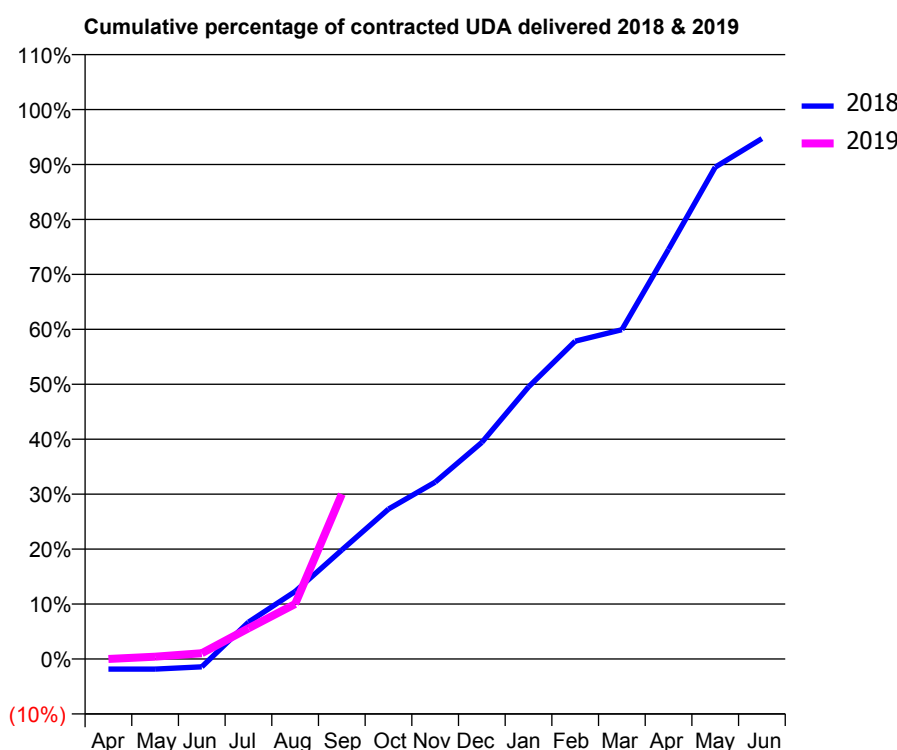
18/19 Contracted general activity (UDA)	3,861
Carry forward general activity (UDA)	0
18/19 Contracted orthodontic activity (UOA)	0
Carry forward orthodontic activity (UOA)	0
Baseline contract value	£89,384.54

## ACCESS\*

Patients seen in 24 months	Total	Change since previous quarter
Quarter ending September 2017	1,472	
Quarter ending December 2017	1,462	→
Quarter ending March 2018	1,475	→
Quarter ending June 2018	1,580	↑
Quarter ending September 2018	1,589	→
<b>Variance since September 2017</b>	<b>7.9%</b>	<b>↑</b>



## ACTIVITY



Adjusted Scheduled Activity (UDA)		
Month	2018	2019
April	-72	0
May	-72	16
June	-56	41
July	259	216
August	475	386
September	766	1,159
October	1,054	
November	1,243	
December	1,522	
January	1,912	
February	2,233	
March	2,314	
April	2,879	
May	3,456	
June	3,656	

## QUALITY

	Quantity	Base Number	Contract	AT	Region	England
% of FP17s for the same patient ID Re-attending within 3 months - Children	5	278	1.8%	8.7%	11.1%	11.6%
% of FP17s for the same patient ID Re-attending within 3 months - Adults	84	1,067	7.9%	13.1%	15.3%	15.5%
% of FP17s for the same patient ID Re-attending between 3 & 9 months - Children	156	278	56.1%	61.8%	61.1%	58.8%
% of FP17s for the same patient ID Re-attending between 3 & 9 months - Adults	576	1,067	54.0%	52.4%	52.3%	51.1%
% of FP17s for Band 1 Urgent Courses	3	718	0.4%	8.3%	9.5%	9.0%
% of FP17s Relating to Free Repair or Replacements	3	718	0.4%	0.7%	0.7%	0.8%
% of FP17s Relating to Continuations	0	718	0.0%	0.8%	0.8%	0.9%
% of Patients satisfied with the dentistry they have received	4	4	N/A	94.1%	93.6%	93.3%
% of Patients satisfied with the time they had to wait for an appointment	4	4	N/A	88.8%	88.8%	88.9%

\* This is based on patients treated on this contract for their most recent course of treatment. Figures in italics indicate the base number of FP17s or Patient Questionnaire responses are less than 100. N/A is shown where the base number of responses is less than 10 during the period. % is calculated as Quantity/Base number\*100

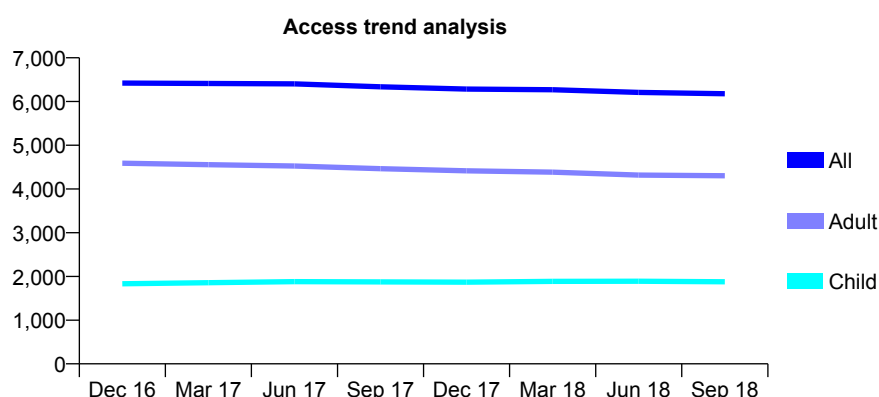
# Q64 - Vital Signs At a Glance Contract Report for 344354/0001 - September 2018

Name or company name	MR CS FULLAWAY
Contract type name	GDS Contract
Purpose of contract	General
Contract start date	01/04/2006
Contract end date	

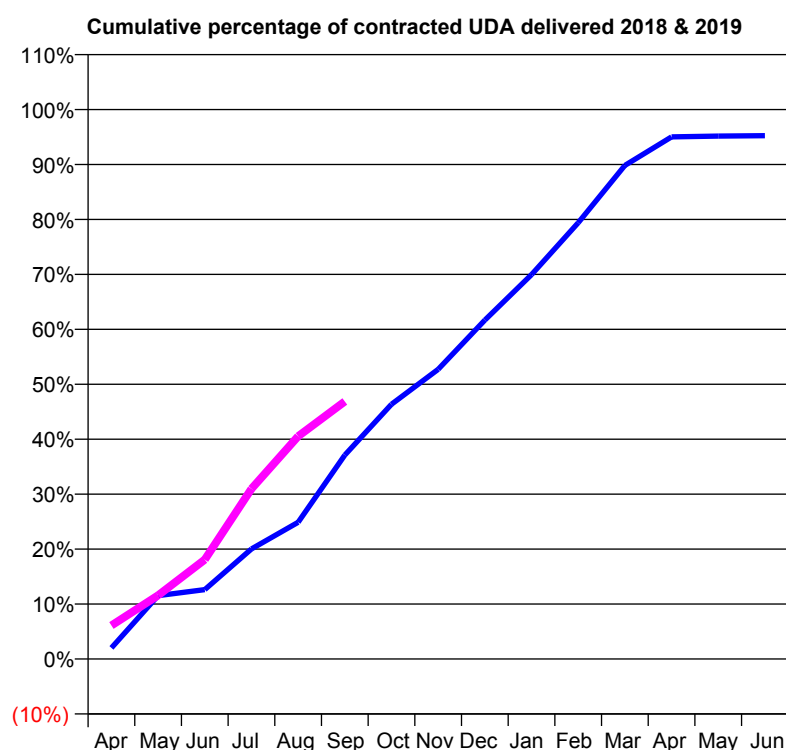
18/19 Contracted general activity (UDA)	12,742
Carry forward general activity (UDA)	0
18/19 Contracted orthodontic activity (UOA)	0
Carry forward orthodontic activity (UOA)	0
Baseline contract value	£344,455.34

## ACCESS\*

Patients seen in 24 months	Total	Change since previous quarter
Quarter ending September 2017	6,338	
Quarter ending December 2017	6,284	→
Quarter ending March 2018	6,271	→
Quarter ending June 2018	6,207	↓
Quarter ending September 2018	6,179	→
<b>Variance since September 2017</b>	<b>(2.5%)</b>	<b>↓</b>



## ACTIVITY



Adjusted Scheduled Activity (UDA)		
Month	2018	2019
April	259	779
May	1,472	1,475
June	1,608	2,306
July	2,553	3,947
August	3,171	5,165
September	4,730	5,971
October	5,906	
November	6,718	
December	7,858	
January	8,913	
February	10,115	
March	11,445	
April	12,108	
May	12,125	
June	12,134	

## QUALITY

	Quantity	Base Number	Contract	AT	Region	England
% of FP17s for the same patient ID Re-attending within 3 months - Children	70	1,247	5.6%	8.7%	11.1%	11.6%
% of FP17s for the same patient ID Re-attending within 3 months - Adults	431	2,694	16.0%	13.1%	15.3%	15.5%
% of FP17s for the same patient ID Re-attending between 3 & 9 months - Children	659	1,247	52.8%	61.8%	61.1%	58.8%
% of FP17s for the same patient ID Re-attending between 3 & 9 months - Adults	1,158	2,694	43.0%	52.4%	52.3%	51.1%
% of FP17s for Band 1 Urgent Courses	355	3,187	11.1%	8.3%	9.5%	9.0%
% of FP17s Relating to Free Repair or Replacements	36	3,187	1.1%	0.7%	0.7%	0.8%
% of FP17s Relating to Continuations	30	3,187	0.9%	0.8%	0.8%	0.9%
% of Patients satisfied with the dentistry they have received	6	7	N/A	94.1%	93.6%	93.3%
% of Patients satisfied with the time they had to wait for an appointment	6	7	N/A	88.8%	88.8%	88.9%

\* This is based on patients treated on this contract for their most recent course of treatment. Figures in italics indicate the base number of FP17s or Patient Questionnaire responses are less than 100. N/A is shown where the base number of responses is less than 10 during the period. % is calculated as Quantity/Base number\*100

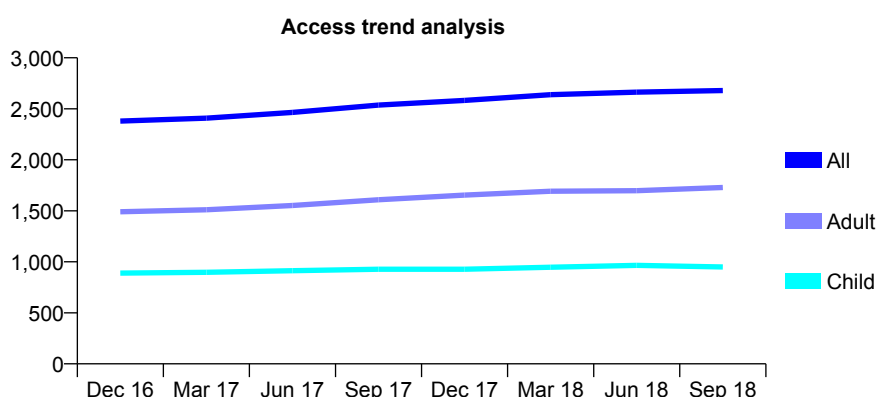
# Q64 - Vital Signs At a Glance Contract Report for 354198/0001 - September 2018

Name or company name	MR F ABBASSIAN
Contract type name	GDS Contract
Purpose of contract	General
Contract start date	01/04/2006
Contract end date	

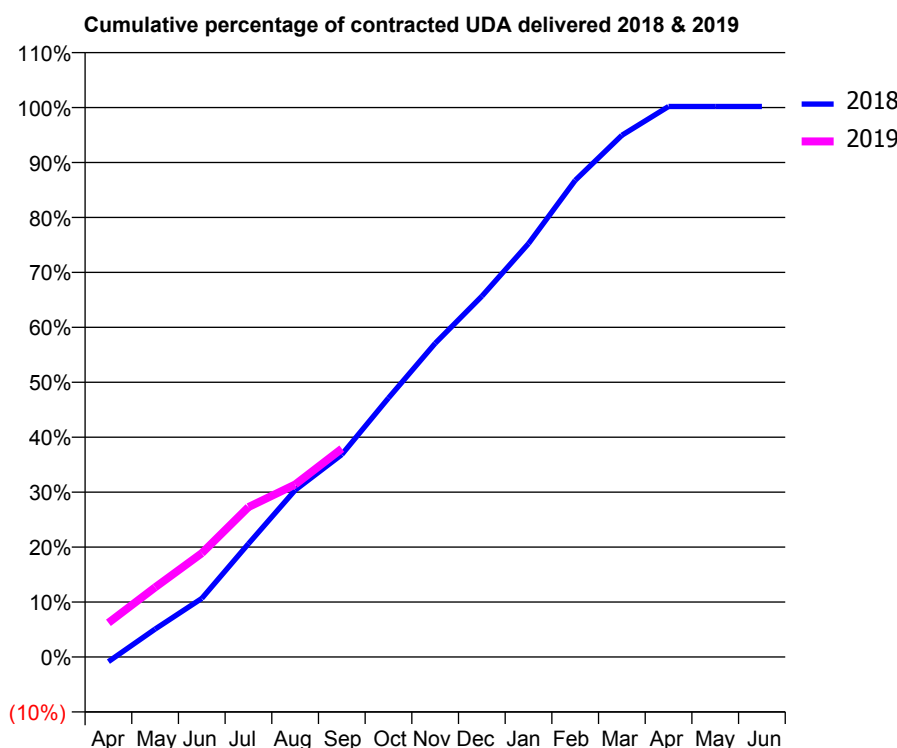
18/19 Contracted general activity (UDA)	8,643
Carry forward general activity (UDA)	0
18/19 Contracted orthodontic activity (UOA)	0
Carry forward orthodontic activity (UOA)	0
Baseline contract value	£214,948.27

## ACCESS\*

Patients seen in 24 months	Total	Change since previous quarter
Quarter ending September 2017	2,537	
Quarter ending December 2017	2,582	→
Quarter ending March 2018	2,639	↑
Quarter ending June 2018	2,663	→
Quarter ending September 2018	2,679	→
<b>Variance since September 2017</b>	<b>5.6%</b>	<b>↑</b>



## ACTIVITY



Adjusted Scheduled Activity (UDA)		
Month	2018	2019
April	-75	538
May	440	1,096
June	922	1,634
July	1,783	2,358
August	2,624	2,714
September	3,186	3,276
October	4,074	
November	4,935	
December	5,674	
January	6,503	
February	7,497	
March	8,206	
April	8,660	
May	8,660	
June	8,660	

## QUALITY

	Quantity	Base Number	Contract	AT	Region	England
% of FP17s for the same patient ID Re-attending within 3 months - Children	40	706	5.7%	8.7%	11.1%	11.6%
% of FP17s for the same patient ID Re-attending within 3 months - Adults	117	1,080	10.8%	13.1%	15.3%	15.5%
% of FP17s for the same patient ID Re-attending between 3 & 9 months - Children	463	706	65.6%	61.8%	61.1%	58.8%
% of FP17s for the same patient ID Re-attending between 3 & 9 months - Adults	599	1,080	55.5%	52.4%	52.3%	51.1%
% of FP17s for Band 1 Urgent Courses	111	1,609	6.9%	8.3%	9.5%	9.0%
% of FP17s Relating to Free Repair or Replacements	4	1,609	0.2%	0.7%	0.7%	0.8%
% of FP17s Relating to Continuations	20	1,609	1.2%	0.8%	0.8%	0.9%
% of Patients satisfied with the dentistry they have received	3	3	N/A	94.1%	93.6%	93.3%
% of Patients satisfied with the time they had to wait for an appointment	3	3	N/A	88.8%	88.8%	88.9%

\* This is based on patients treated on this contract for their most recent course of treatment. Figures in italics indicate the base number of FP17s or Patient Questionnaire responses are less than 100. N/A is shown where the base number of responses is less than 10 during the period. % is calculated as Quantity/Base number\*100

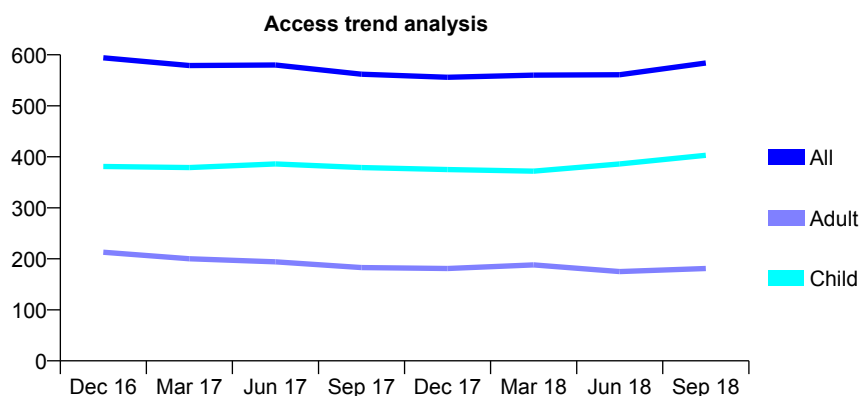
## Q64 - Vital Signs At a Glance Contract Report for 354821/0001 - September 2018

Name or company name	MRS EM MARCHANT
Contract type name	GDS Contract
Purpose of contract	General
Contract start date	08/03/2010
Contract end date	

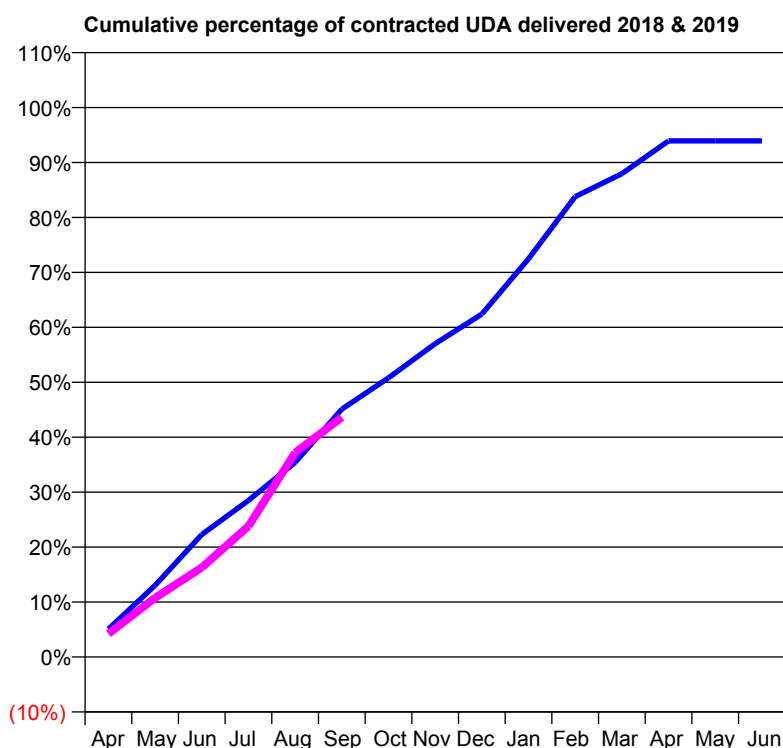
18/19 Contracted general activity (UDA)	1,319
Carry forward general activity (UDA)	0
18/19 Contracted orthodontic activity (UOA)	0
Carry forward orthodontic activity (UOA)	0
Baseline contract value	£27,989.33

### ACCESS\*

Patients seen in 24 months	Total	Change since previous quarter
Quarter ending September 2017	562	
Quarter ending December 2017	556	↓
Quarter ending March 2018	560	→
Quarter ending June 2018	561	→
Quarter ending September 2018	584	↑
<b>Variance since September 2017</b>	<b>3.9%</b>	<b>↑</b>



### ACTIVITY



Adjusted Scheduled Activity (UDA)		
Month	2018	2019
April	67	56
May	172	142
June	294	215
July	376	314
August	467	490
September	595	575
October	670	
November	752	
December	823	
January	956	
February	1,105	
March	1,160	
April	1,239	
May	1,239	
June	1,239	

### QUALITY

	Quantity	Base Number	Contract	AT	Region	England
% of FP17s for the same patient ID Re-attending within 3 months - Children	15	339	4.4%	8.7%	11.1%	11.6%
% of FP17s for the same patient ID Re-attending within 3 months - Adults	13	97	13.4%	13.1%	15.3%	15.5%
% of FP17s for the same patient ID Re-attending between 3 & 9 months - Children	207	339	61.1%	61.8%	61.1%	58.8%
% of FP17s for the same patient ID Re-attending between 3 & 9 months - Adults	49	97	50.5%	52.4%	52.3%	51.1%
% of FP17s for Band 1 Urgent Courses	6	393	1.5%	8.3%	9.5%	9.0%
% of FP17s Relating to Free Repair or Replacements	0	393	0.0%	0.7%	0.7%	0.8%
% of FP17s Relating to Continuations	0	393	0.0%	0.8%	0.8%	0.9%
% of Patients satisfied with the dentistry they have received	2	2	N/A	94.1%	93.6%	93.3%
% of Patients satisfied with the time they had to wait for an appointment	2	2	N/A	88.8%	88.8%	88.9%

\* This is based on patients treated on this contract for their most recent course of treatment. Figures in italics indicate the base number of FP17s or Patient Questionnaire responses are less than 100. N/A is shown where the base number of responses is less than 10 during the period. % is calculated as Quantity/Base number\*100

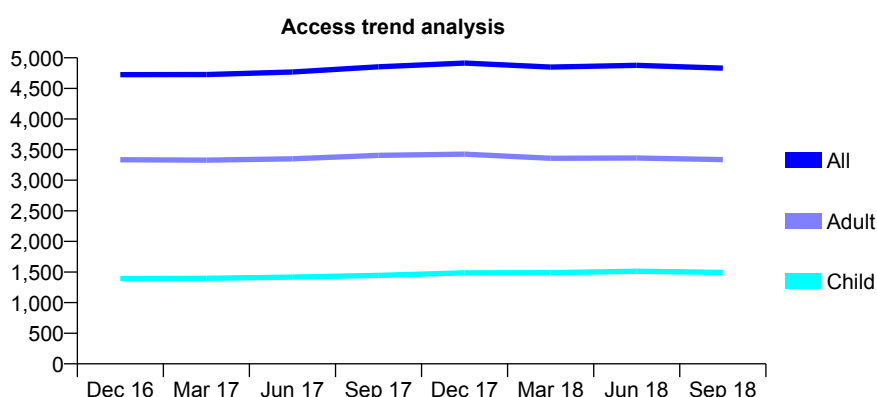
# Q64 - Vital Signs At a Glance Contract Report for 363782/0001 - September 2018

Name or company name	MR UH OGUIKE
Contract type name	GDS Contract
Purpose of contract	General
Contract start date	01/10/2008
Contract end date	

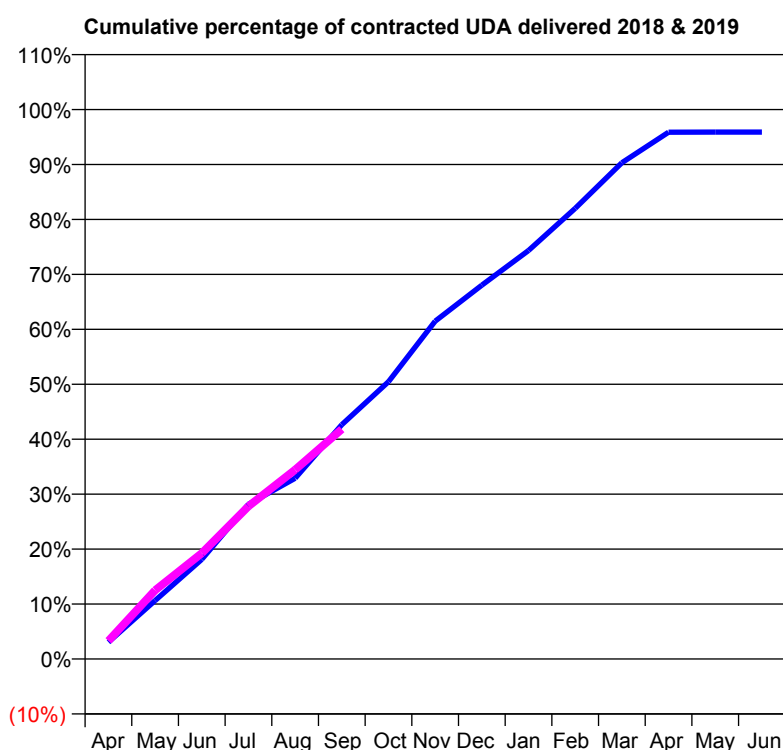
18/19 Contracted general activity (UDA)	13,465
Carry forward general activity (UDA)	0
18/19 Contracted orthodontic activity (UOA)	0
Carry forward orthodontic activity (UOA)	0
Baseline contract value	£320,733.44

## ACCESS\*

Patients seen in 24 months	Total	Change since previous quarter
Quarter ending September 2017	4,852	
Quarter ending December 2017	4,913	→
Quarter ending March 2018	4,849	↓
Quarter ending June 2018	4,876	→
Quarter ending September 2018	4,831	→
<b>Variance since September 2017</b>	<b>(0.4%)</b>	<b>→</b>



## ACTIVITY



Adjusted Scheduled Activity (UDA)		
Month	2018	2019
April	430	446
May	1,485	1,684
June	2,532	2,591
July	3,933	3,743
August	4,594	4,637
September	5,957	5,632
October	7,047	
November	8,586	
December	9,501	
January	10,381	
February	11,453	
March	12,610	
April	13,388	
May	13,391	
June	13,391	

## QUALITY

	Quantity	Base Number	Contract	AT	Region	England
% of FP17s for the same patient ID Re-attending within 3 months - Children	83	1,051	7.9%	8.7%	11.1%	11.6%
% of FP17s for the same patient ID Re-attending within 3 months - Adults	275	2,184	12.6%	13.1%	15.3%	15.5%
% of FP17s for the same patient ID Re-attending between 3 & 9 months - Children	632	1,051	60.1%	61.8%	61.1%	58.8%
% of FP17s for the same patient ID Re-attending between 3 & 9 months - Adults	1,237	2,184	56.6%	52.4%	52.3%	51.1%
% of FP17s for Band 1 Urgent Courses	169	2,862	5.9%	8.3%	9.5%	9.0%
% of FP17s Relating to Free Repair or Replacements	13	2,862	0.5%	0.7%	0.7%	0.8%
% of FP17s Relating to Continuations	21	2,862	0.7%	0.8%	0.8%	0.9%
% of Patients satisfied with the dentistry they have received	3	3	N/A	94.1%	93.6%	93.3%
% of Patients satisfied with the time they had to wait for an appointment	3	3	N/A	88.8%	88.8%	88.9%

\* This is based on patients treated on this contract for their most recent course of treatment. Figures in italics indicate the base number of FP17s or Patient Questionnaire responses are less than 100. N/A is shown where the base number of responses is less than 10 during the period. % is calculated as Quantity/Base number\*100



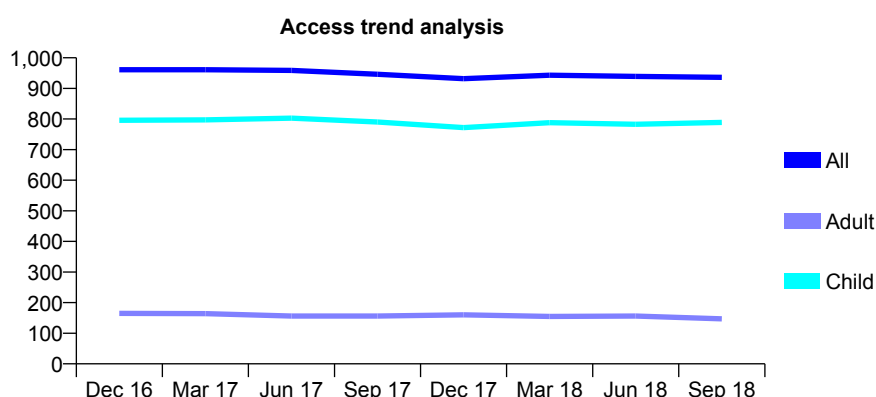
# Q64 - Vital Signs At a Glance Contract Report for 386782/0001 - September 2018

Name or company name	MR AA REED
Contract type name	GDS Contract
Purpose of contract	General
Contract start date	01/04/2006
Contract end date	

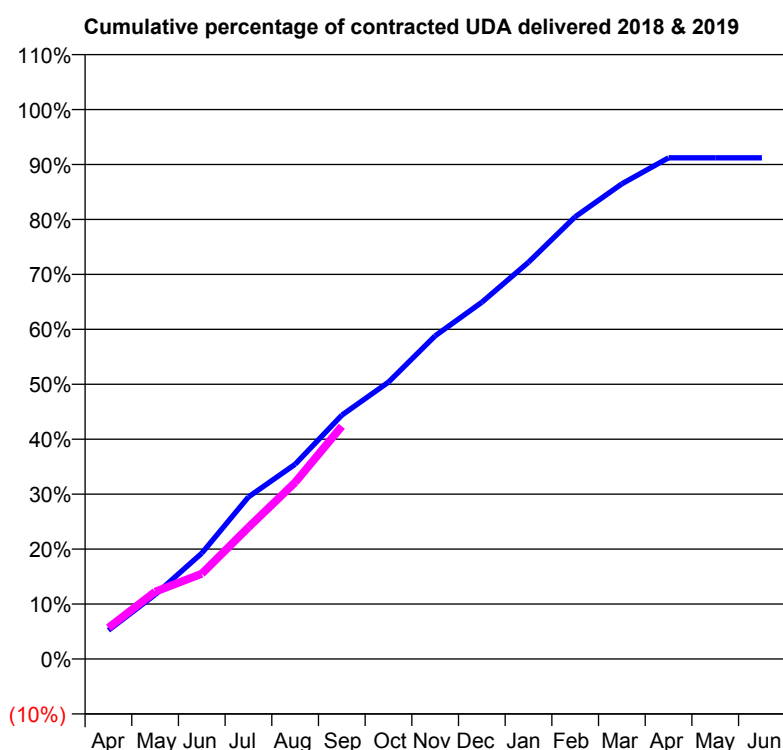
18/19 Contracted general activity (UDA)	2,000
Carry forward general activity (UDA)	0
18/19 Contracted orthodontic activity (UOA)	0
Carry forward orthodontic activity (UOA)	0
Baseline contract value	£42,874.58

## ACCESS\*

Patients seen in 24 months	Total	Change since previous quarter
Quarter ending September 2017	946	
Quarter ending December 2017	932	↓
Quarter ending March 2018	943	→
Quarter ending June 2018	939	→
Quarter ending September 2018	936	→
<b>Variance since September 2017</b>	<b>(1.1%)</b>	<b>↓</b>



## ACTIVITY



Adjusted Scheduled Activity (UDA)		
Month	2018	2019
April	104	114
May	234	245
June	385	310
July	590	479
August	709	643
September	888	847
October	1,008	
November	1,176	
December	1,299	
January	1,444	
February	1,609	
March	1,730	
April	1,824	
May	1,824	
June	1,824	

## QUALITY

	Quantity	Base Number	Contract	AT	Region	England
% of FP17s for the same patient ID Re-attending within 3 months - Children	21	438	4.8%	8.7%	11.1%	11.6%
% of FP17s for the same patient ID Re-attending within 3 months - Adults	12	75	16.0%	13.1%	15.3%	15.5%
% of FP17s for the same patient ID Re-attending between 3 & 9 months - Children	161	438	36.8%	61.8%	61.1%	58.8%
% of FP17s for the same patient ID Re-attending between 3 & 9 months - Adults	27	75	36.0%	52.4%	52.3%	51.1%
% of FP17s for Band 1 Urgent Courses	30	456	6.6%	8.3%	9.5%	9.0%
% of FP17s Relating to Free Repair or Replacements	0	456	0.0%	0.7%	0.7%	0.8%
% of FP17s Relating to Continuations	0	456	0.0%	0.8%	0.8%	0.9%
% of Patients satisfied with the dentistry they have received	0	0	N/A	94.1%	93.6%	93.3%
% of Patients satisfied with the time they had to wait for an appointment	0	0	N/A	88.8%	88.8%	88.9%

\* This is based on patients treated on this contract for their most recent course of treatment. Figures in italics indicate the base number of FP17s or Patient Questionnaire responses are less than 100. N/A is shown where the base number of responses is less than 10 during the period. % is calculated as Quantity/Base number\*100

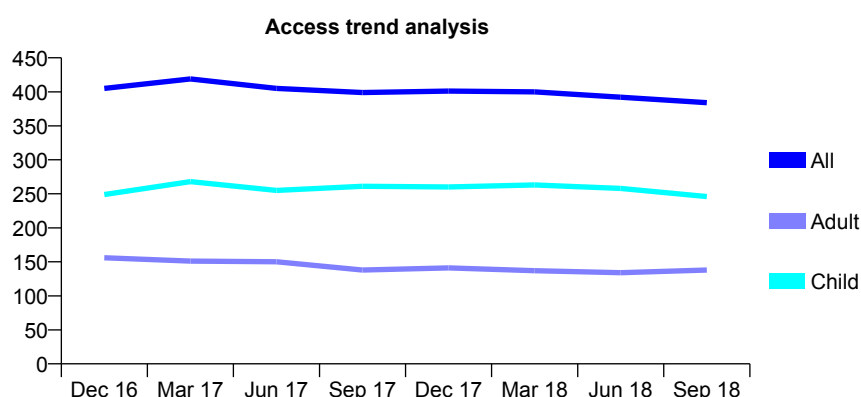
# Q64 - Vital Signs At a Glance Contract Report for 559598/0001 - September 2018

Name or company name	MISS RA EVANS
Contract type name	GDS Contract
Purpose of contract	General
Contract start date	01/04/2006
Contract end date	

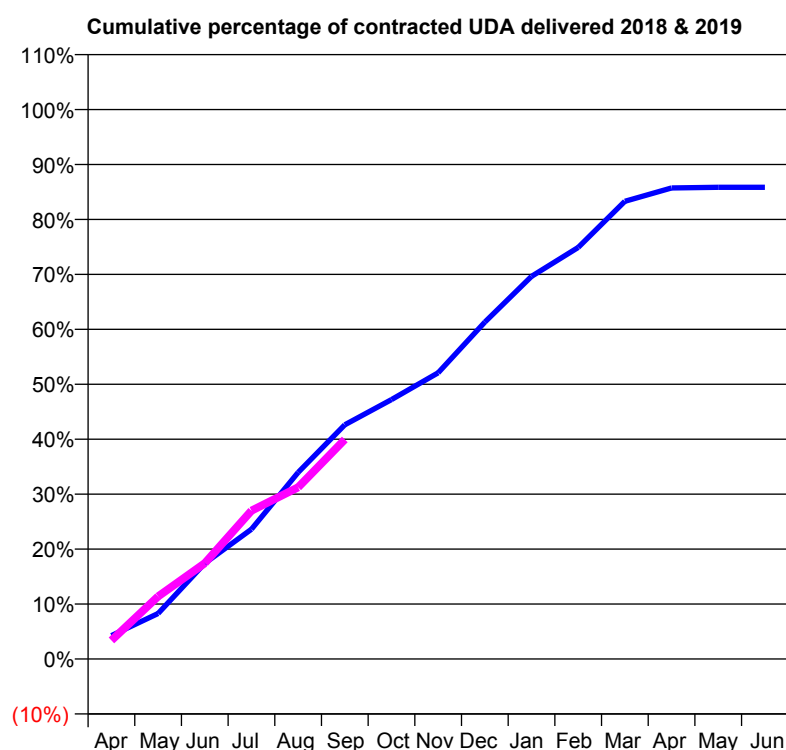
18/19 Contracted general activity (UDA)	900
Carry forward general activity (UDA)	0
18/19 Contracted orthodontic activity (UOA)	0
Carry forward orthodontic activity (UOA)	0
Baseline contract value	£24,044.14

## ACCESS\*

Patients seen in 24 months	Total	Change since previous quarter
Quarter ending September 2017	399	
Quarter ending December 2017	401	→
Quarter ending March 2018	400	→
Quarter ending June 2018	392	↓
Quarter ending September 2018	384	↓
<b>Variance since September 2017</b>	<b>(3.8%)</b>	<b>↓</b>



## ACTIVITY



Adjusted Scheduled Activity (UDA)		
Month	2018	2019
April	38	30
May	75	103
June	157	157
July	213	243
August	306	281
September	384	360
October	425	
November	469	
December	552	
January	627	
February	674	
March	750	
April	772	
May	773	
June	773	

## QUALITY

	Quantity	Base Number	Contract	AT	Region	England
% of FP17s for the same patient ID Re-attending within 3 months - Children	8	200	4.0%	8.7%	11.1%	11.6%
% of FP17s for the same patient ID Re-attending within 3 months - Adults	15	77	19.5%	13.1%	15.3%	15.5%
% of FP17s for the same patient ID Re-attending between 3 & 9 months - Children	89	200	44.5%	61.8%	61.1%	58.8%
% of FP17s for the same patient ID Re-attending between 3 & 9 months - Adults	36	77	46.8%	52.4%	52.3%	51.1%
% of FP17s for Band 1 Urgent Courses	8	259	3.1%	8.3%	9.5%	9.0%
% of FP17s Relating to Free Repair or Replacements	0	259	0.0%	0.7%	0.7%	0.8%
% of FP17s Relating to Continuations	6	259	2.3%	0.8%	0.8%	0.9%
% of Patients satisfied with the dentistry they have received	0	0	N/A	94.1%	93.6%	93.3%
% of Patients satisfied with the time they had to wait for an appointment	0	0	N/A	88.8%	88.8%	88.9%

\* This is based on patients treated on this contract for their most recent course of treatment. Figures in italics indicate the base number of FP17s or Patient Questionnaire responses are less than 100. N/A is shown where the base number of responses is less than 10 during the period. % is calculated as Quantity/Base number\*100

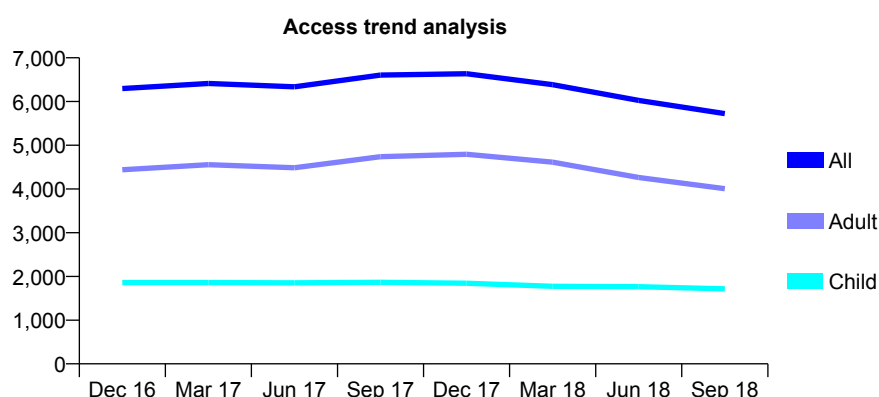
# Q64 - Vital Signs At a Glance Contract Report for 564028/0001 - September 2018

Name or company name	Westbury Dental Surgery Partnership
Contract type name	GDS Contract
Purpose of contract	General
Contract start date	01/04/2006
Contract end date	

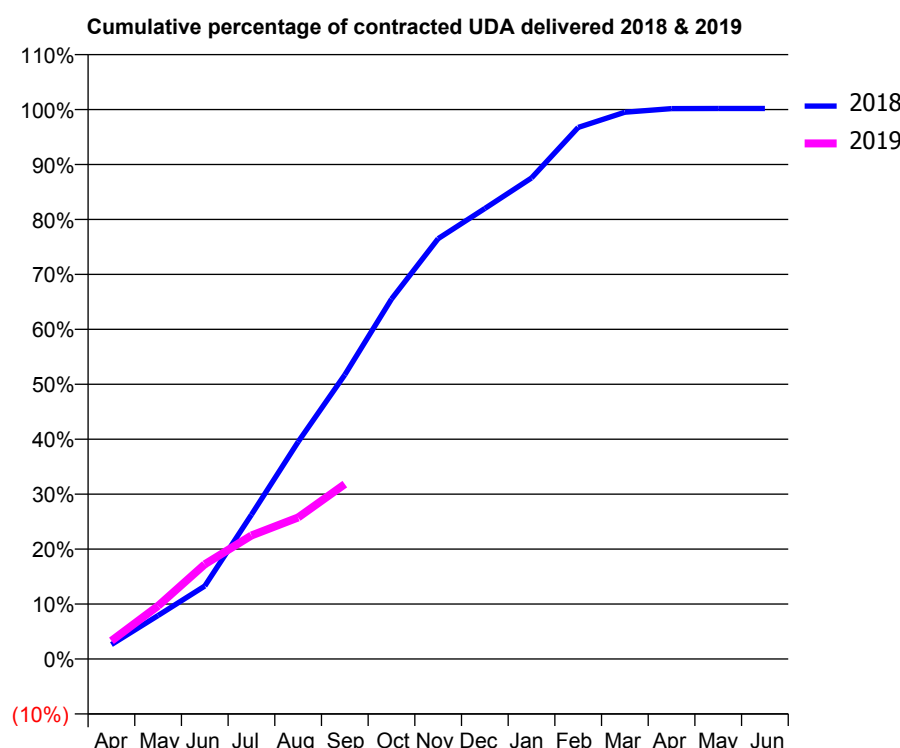
18/19 Contracted general activity (UDA)	16,372
Carry forward general activity (UDA)	0
18/19 Contracted orthodontic activity (UOA)	0
Carry forward orthodontic activity (UOA)	0
Baseline contract value	£426,461.96

## ACCESS\*

Patients seen in 24 months	Total	Change since previous quarter
Quarter ending September 2017	6,605	
Quarter ending December 2017	6,637	→
Quarter ending March 2018	6,386	↓
Quarter ending June 2018	6,027	↓
Quarter ending September 2018	5,724	↓
<b>Variance since September 2017</b>	<b>(13.3%)</b>	<b>↓</b>



## ACTIVITY



Adjusted Scheduled Activity (UDA)		
Month	2018	2019
April	430	542
May	1,298	1,584
June	2,177	2,823
July	4,301	3,681
August	6,469	4,218
September	8,470	5,210
October	10,725	
November	12,526	
December	13,421	
January	14,331	
February	15,838	
March	16,291	
April	16,398	
May	16,402	
June	16,404	

## QUALITY

	Quantity	Base Number	Contract	AT	Region	England
% of FP17s for the same patient ID Re-attending within 3 months - Children	73	1,215	6.0%	8.7%	11.1%	11.6%
% of FP17s for the same patient ID Re-attending within 3 months - Adults	208	943	22.1%	13.1%	15.3%	15.5%
% of FP17s for the same patient ID Re-attending between 3 & 9 months - Children	739	1,215	60.8%	61.8%	61.1%	58.8%
% of FP17s for the same patient ID Re-attending between 3 & 9 months - Adults	464	943	49.2%	52.4%	52.3%	51.1%
% of FP17s for Band 1 Urgent Courses	150	2,050	7.3%	8.3%	9.5%	9.0%
% of FP17s Relating to Free Repair or Replacements	3	2,050	0.1%	0.7%	0.7%	0.8%
% of FP17s Relating to Continuations	3	2,050	0.1%	0.8%	0.8%	0.9%
% of Patients satisfied with the dentistry they have received	8	10	80.0%	94.1%	93.6%	93.3%
% of Patients satisfied with the time they had to wait for an appointment	10	10	100.0%	88.8%	88.8%	88.9%

\* This is based on patients treated on this contract for their most recent course of treatment. Figures in italics indicate the base number of FP17s or Patient Questionnaire responses are less than 100. N/A is shown where the base number of responses is less than 10 during the period. % is calculated as Quantity/Base number\*100

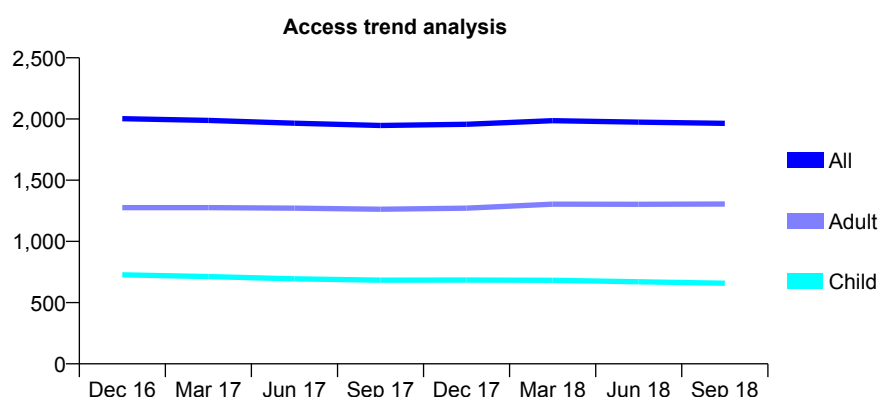
# Q64 - Vital Signs At a Glance Contract Report for 573396/0001 - September 2018

Name or company name	MR JR THORNTON
Contract type name	GDS Contract
Purpose of contract	General
Contract start date	01/04/2006
Contract end date	

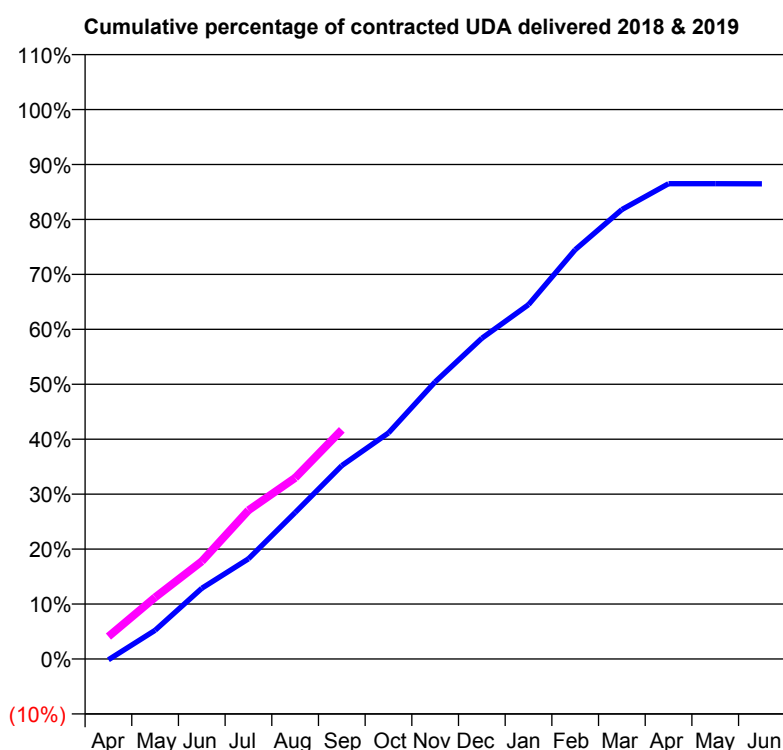
18/19 Contracted general activity (UDA)	5,500
Carry forward general activity (UDA)	0
18/19 Contracted orthodontic activity (UOA)	0
Carry forward orthodontic activity (UOA)	0
Baseline contract value	£121,589.98

## ACCESS\*

Patients seen in 24 months	Total	Change since previous quarter
Quarter ending September 2017	1,947	
Quarter ending December 2017	1,957	→
Quarter ending March 2018	1,986	→
Quarter ending June 2018	1,974	→
Quarter ending September 2018	1,965	→
<b>Variance since September 2017</b>	<b>0.9%</b>	<b>→</b>



## ACTIVITY



Adjusted Scheduled Activity (UDA)		
Month	2018	2019
April	-9	225
May	288	617
June	708	978
July	1,004	1,488
August	1,466	1,814
September	1,936	2,294
October	2,264	
November	2,774	
December	3,210	
January	3,546	
February	4,097	
March	4,499	
April	4,757	
May	4,757	
June	4,756	

## QUALITY

	Quantity	Base Number	Contract	AT	Region	England
% of FP17s for the same patient ID Re-attending within 3 months - Children	23	466	4.9%	8.7%	11.1%	11.6%
% of FP17s for the same patient ID Re-attending within 3 months - Adults	62	823	7.5%	13.1%	15.3%	15.5%
% of FP17s for the same patient ID Re-attending between 3 & 9 months - Children	284	466	60.9%	61.8%	61.1%	58.8%
% of FP17s for the same patient ID Re-attending between 3 & 9 months - Adults	473	823	57.5%	52.4%	52.3%	51.1%
% of FP17s for Band 1 Urgent Courses	16	1,185	1.4%	8.3%	9.5%	9.0%
% of FP17s Relating to Free Repair or Replacements	4	1,185	0.3%	0.7%	0.7%	0.8%
% of FP17s Relating to Continuations	0	1,185	0.0%	0.8%	0.8%	0.9%
% of Patients satisfied with the dentistry they have received	0	0	N/A	94.1%	93.6%	93.3%
% of Patients satisfied with the time they had to wait for an appointment	0	0	N/A	88.8%	88.8%	88.9%

\* This is based on patients treated on this contract for their most recent course of treatment. Figures in italics indicate the base number of FP17s or Patient Questionnaire responses are less than 100. N/A is shown where the base number of responses is less than 10 during the period. % is calculated as Quantity/Base number\*100

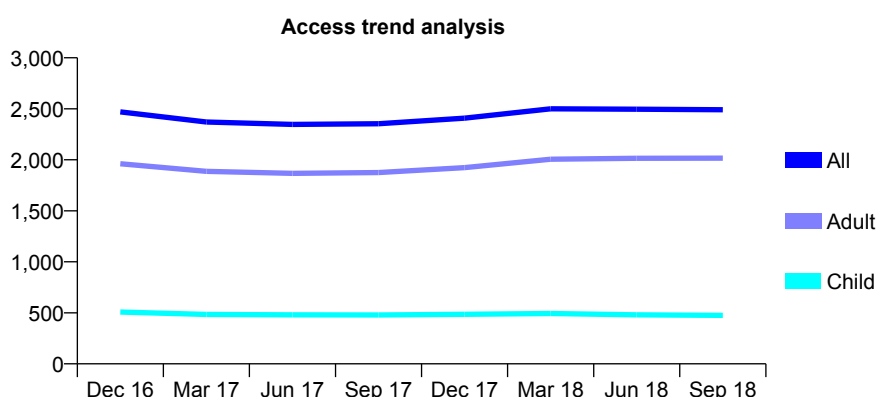
# Q64 - Vital Signs At a Glance Contract Report for 573892/0001 - September 2018

Name or company name	MR JA SETON
Contract type name	GDS Contract
Purpose of contract	General
Contract start date	01/04/2006
Contract end date	

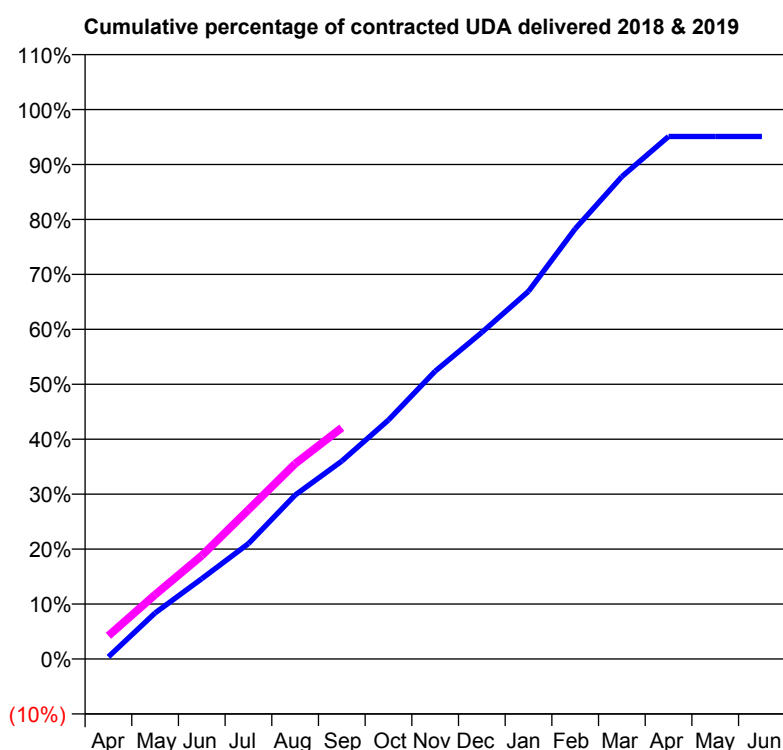
18/19 Contracted general activity (UDA)	7,618
Carry forward general activity (UDA)	0
18/19 Contracted orthodontic activity (UOA)	0
Carry forward orthodontic activity (UOA)	0
Baseline contract value	£158,337.10

## ACCESS\*

Patients seen in 24 months	Total	Change since previous quarter
Quarter ending September 2017	2,354	
Quarter ending December 2017	2,408	↑
Quarter ending March 2018	2,500	↑
Quarter ending June 2018	2,496	→
Quarter ending September 2018	2,491	→
<b>Variance since September 2017</b>	<b>5.8%</b>	<b>↑</b>



## ACTIVITY



Adjusted Scheduled Activity (UDA)		
Month	2018	2019
April	31	323
May	638	891
June	1,114	1,433
July	1,599	2,070
August	2,272	2,708
September	2,744	3,206
October	3,313	
November	3,990	
December	4,528	
January	5,097	
February	5,965	
March	6,688	
April	7,245	
May	7,245	
June	7,245	

## QUALITY

	Quantity	Base Number	Contract	AT	Region	England
% of FP17s for the same patient ID Re-attending within 3 months - Children	22	407	5.4%	8.7%	11.1%	11.6%
% of FP17s for the same patient ID Re-attending within 3 months - Adults	207	1,702	12.2%	13.1%	15.3%	15.5%
% of FP17s for the same patient ID Re-attending between 3 & 9 months - Children	274	407	67.3%	61.8%	61.1%	58.8%
% of FP17s for the same patient ID Re-attending between 3 & 9 months - Adults	1,051	1,702	61.8%	52.4%	52.3%	51.1%
% of FP17s for Band 1 Urgent Courses	122	1,897	6.4%	8.3%	9.5%	9.0%
% of FP17s Relating to Free Repair or Replacements	20	1,897	1.1%	0.7%	0.7%	0.8%
% of FP17s Relating to Continuations	20	1,897	1.1%	0.8%	0.8%	0.9%
% of Patients satisfied with the dentistry they have received	10	11	90.9%	94.1%	93.6%	93.3%
% of Patients satisfied with the time they had to wait for an appointment	10	11	90.9%	88.8%	88.8%	88.9%

\* This is based on patients treated on this contract for their most recent course of treatment. Figures in italics indicate the base number of FP17s or Patient Questionnaire responses are less than 100. N/A is shown where the base number of responses is less than 10 during the period. % is calculated as Quantity/Base number\*100

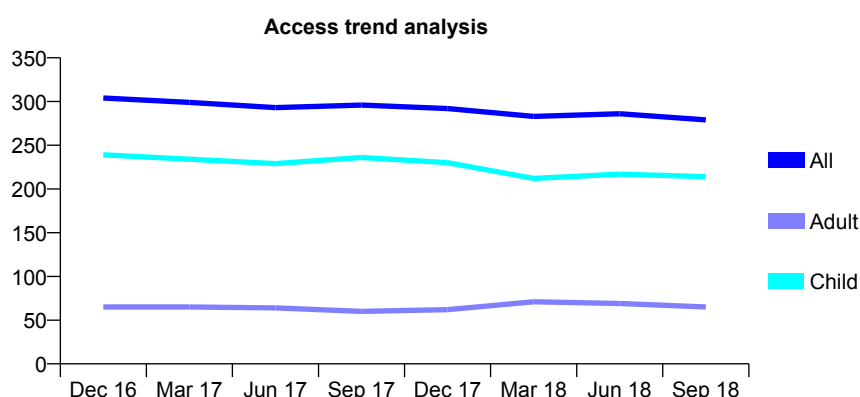
## Q64 - Vital Signs At a Glance Contract Report for 620173/0001 - September 2018

Name or company name	MR JP MACAULAY
Contract type name	GDS Contract
Purpose of contract	General
Contract start date	01/04/2008
Contract end date	

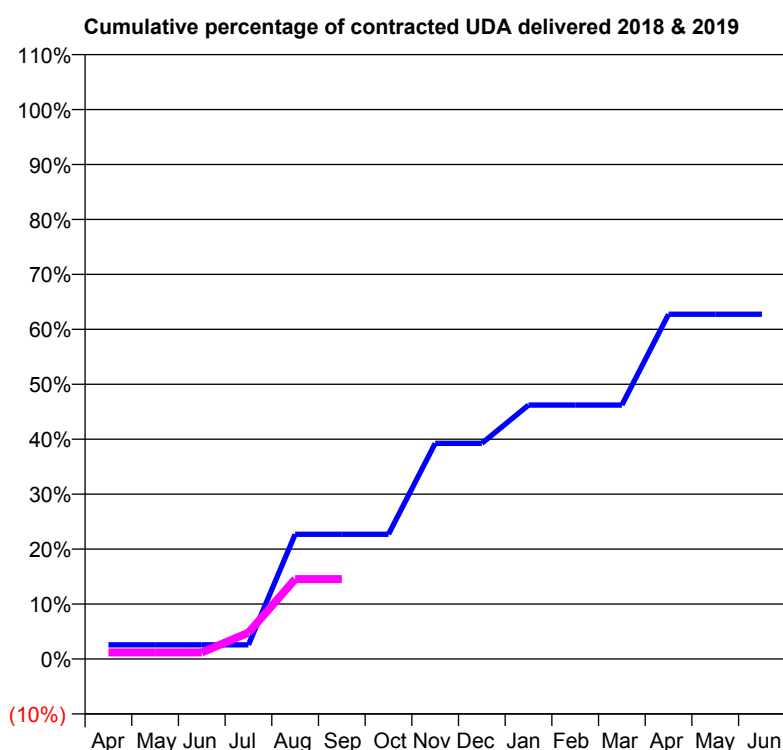
18/19 Contracted general activity (UDA)	502
Carry forward general activity (UDA)	0
18/19 Contracted orthodontic activity (UOA)	0
Carry forward orthodontic activity (UOA)	0
Baseline contract value	£10,721.48

### ACCESS\*

Patients seen in 24 months	Total	Change since previous quarter
Quarter ending September 2017	296	
Quarter ending December 2017	292	↓
Quarter ending March 2018	283	↓
Quarter ending June 2018	286	→
Quarter ending September 2018	279	↓
<b>Variance since September 2017</b>	<b>(5.7%)</b>	<b>↓</b>



### ACTIVITY



Adjusted Scheduled Activity (UDA)		
Month	2018	2019
April	13	6
May	13	6
June	13	6
July	13	24
August	114	73
September	114	73
October	114	
November	197	
December	197	
January	232	
February	232	
March	232	
April	315	
May	315	
June	315	

### QUALITY

	Quantity	Base Number	Contract	AT	Region	England
% of FP17s for the same patient ID Re-attending within 3 months - Children	1	169	0.6%	8.7%	11.1%	11.6%
% of FP17s for the same patient ID Re-attending within 3 months - Adults	1	30	3.3%	13.1%	15.3%	15.5%
% of FP17s for the same patient ID Re-attending between 3 & 9 months - Children	120	169	71.0%	61.8%	61.1%	58.8%
% of FP17s for the same patient ID Re-attending between 3 & 9 months - Adults	18	30	60.0%	52.4%	52.3%	51.1%
% of FP17s for Band 1 Urgent Courses	0	84	0.0%	8.3%	9.5%	9.0%
% of FP17s Relating to Free Repair or Replacements	0	84	0.0%	0.7%	0.7%	0.8%
% of FP17s Relating to Continuations	0	84	0.0%	0.8%	0.8%	0.9%
% of Patients satisfied with the dentistry they have received	1	1	N/A	94.1%	93.6%	93.3%
% of Patients satisfied with the time they had to wait for an appointment	1	1	N/A	88.8%	88.8%	88.9%

\* This is based on patients treated on this contract for their most recent course of treatment. Figures in italics indicate the base number of FP17s or Patient Questionnaire responses are less than 100. N/A is shown where the base number of responses is less than 10 during the period. % is calculated as Quantity/Base number\*100

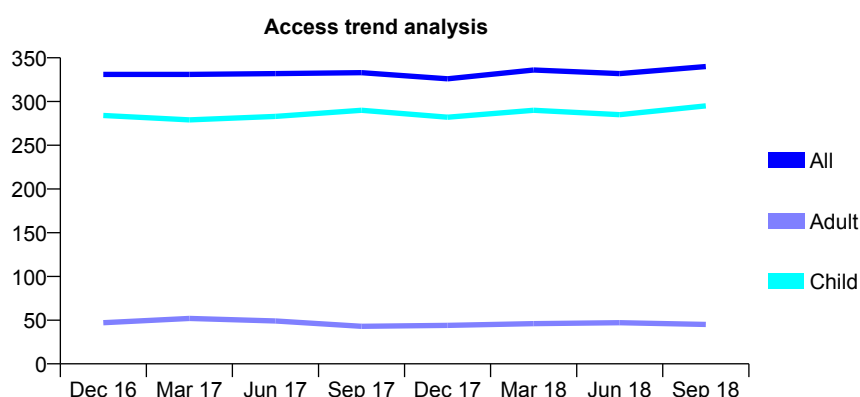
## Q64 - Vital Signs At a Glance Contract Report for 623229/0001 - September 2018

Name or company name	MR PJ JAMES
Contract type name	GDS Contract
Purpose of contract	General
Contract start date	01/04/2006
Contract end date	

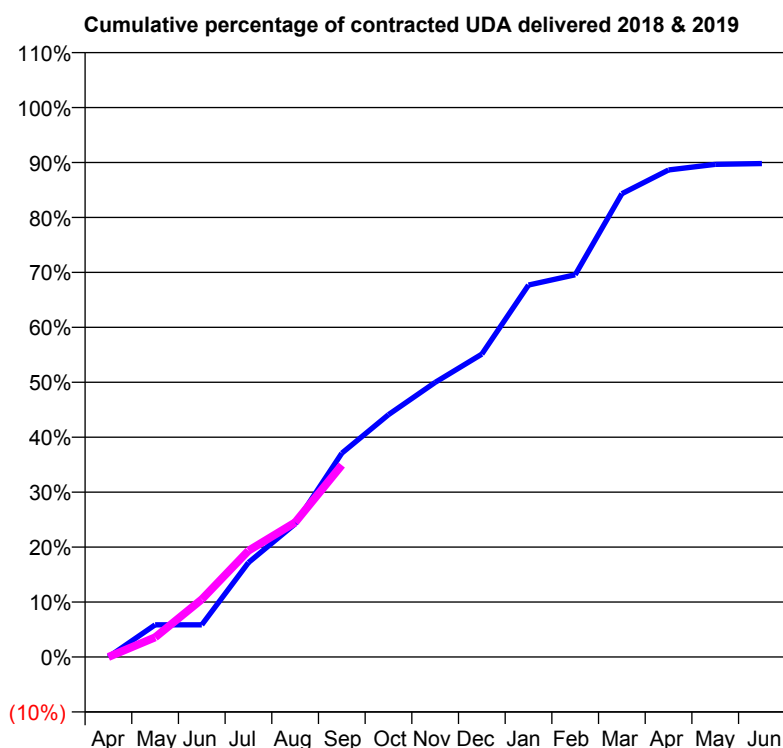
18/19 Contracted general activity (UDA)	700
Carry forward general activity (UDA)	0
18/19 Contracted orthodontic activity (UOA)	0
Carry forward orthodontic activity (UOA)	0
Baseline contract value	£17,580.99

### ACCESS\*

Patients seen in 24 months	Total	Change since previous quarter
Quarter ending September 2017	333	
Quarter ending December 2017	326	↓
Quarter ending March 2018	336	↑
Quarter ending June 2018	332	↓
Quarter ending September 2018	340	↑
<b>Variance since September 2017</b>	<b>2.1%</b>	<b>↑</b>



### ACTIVITY



Adjusted Scheduled Activity (UDA)		
Month	2018	2019
April	0	0
May	41	25
June	41	73
July	120	135
August	170	171
September	260	245
October	309	
November	350	
December	386	
January	474	
February	487	
March	590	
April	620	
May	628	
June	629	

### QUALITY

	Quantity	Base Number	Contract	AT	Region	England
% of FP17s for the same patient ID Re-attending within 3 months - Children	10	213	4.7%	8.7%	11.1%	11.6%
% of FP17s for the same patient ID Re-attending within 3 months - Adults	2	14	14.3%	13.1%	15.3%	15.5%
% of FP17s for the same patient ID Re-attending between 3 & 9 months - Children	139	213	65.3%	61.8%	61.1%	58.8%
% of FP17s for the same patient ID Re-attending between 3 & 9 months - Adults	7	14	50.0%	52.4%	52.3%	51.1%
% of FP17s for Band 1 Urgent Courses	2	199	1.0%	8.3%	9.5%	9.0%
% of FP17s Relating to Free Repair or Replacements	0	199	0.0%	0.7%	0.7%	0.8%
% of FP17s Relating to Continuations	0	199	0.0%	0.8%	0.8%	0.9%
% of Patients satisfied with the dentistry they have received	0	0	N/A	94.1%	93.6%	93.3%
% of Patients satisfied with the time they had to wait for an appointment	0	0	N/A	88.8%	88.8%	88.9%

\* This is based on patients treated on this contract for their most recent course of treatment. Figures in italics indicate the base number of FP17s or Patient Questionnaire responses are less than 100. N/A is shown where the base number of responses is less than 10 during the period. % is calculated as Quantity/Base number\*100



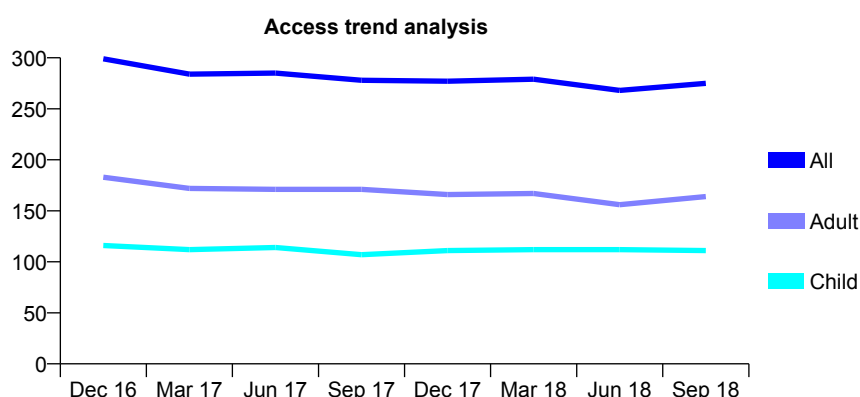
# Q64 - Vital Signs At a Glance Contract Report for 630020/0001 - September 2018

Name or company name	MR RC BEVAN
Contract type name	GDS Contract
Purpose of contract	General
Contract start date	01/04/2006
Contract end date	

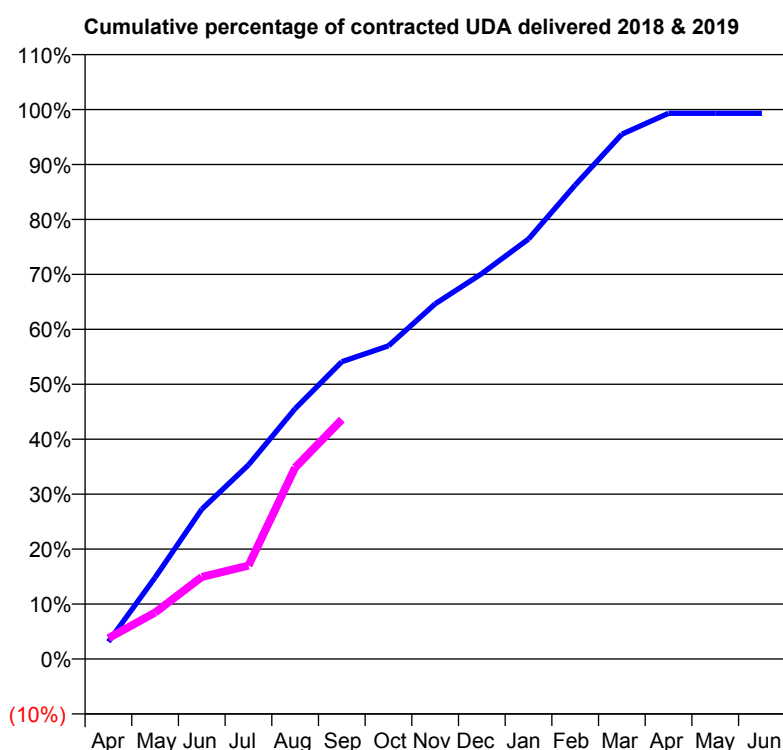
18/19 Contracted general activity (UDA)	737
Carry forward general activity (UDA)	0
18/19 Contracted orthodontic activity (UOA)	0
Carry forward orthodontic activity (UOA)	0
Baseline contract value	£19,012.91

## ACCESS\*

Patients seen in 24 months	Total	Change since previous quarter
Quarter ending September 2017	278	
Quarter ending December 2017	277	→
Quarter ending March 2018	279	→
Quarter ending June 2018	268	↓
Quarter ending September 2018	275	↑
Variance since September 2017	(1.1%)	↓



## ACTIVITY



Adjusted Scheduled Activity (UDA)		
Month	2018	2019
April	23	28
May	109	62
June	201	110
July	260	125
August	336	257
September	399	321
October	420	
November	476	
December	517	
January	563	
February	636	
March	704	
April	732	
May	732	
June	732	

## QUALITY

	Quantity	Base Number	Contract	AT	Region	England
% of FP17s for the same patient ID Re-attending within 3 months - Children	3	80	3.8%	8.7%	11.1%	11.6%
% of FP17s for the same patient ID Re-attending within 3 months - Adults	7	98	7.1%	13.1%	15.3%	15.5%
% of FP17s for the same patient ID Re-attending between 3 & 9 months - Children	27	80	33.8%	61.8%	61.1%	58.8%
% of FP17s for the same patient ID Re-attending between 3 & 9 months - Adults	25	98	25.5%	52.4%	52.3%	51.1%
% of FP17s for Band 1 Urgent Courses	11	164	6.7%	8.3%	9.5%	9.0%
% of FP17s Relating to Free Repair or Replacements	0	164	0.0%	0.7%	0.7%	0.8%
% of FP17s Relating to Continuations	1	164	0.6%	0.8%	0.8%	0.9%
% of Patients satisfied with the dentistry they have received	0	0	N/A	94.1%	93.6%	93.3%
% of Patients satisfied with the time they had to wait for an appointment	0	0	N/A	88.8%	88.8%	88.9%

\* This is based on patients treated on this contract for their most recent course of treatment. Figures in italics indicate the base number of FP17s or Patient Questionnaire responses are less than 100. N/A is shown where the base number of responses is less than 10 during the period. % is calculated as Quantity/Base number\*100

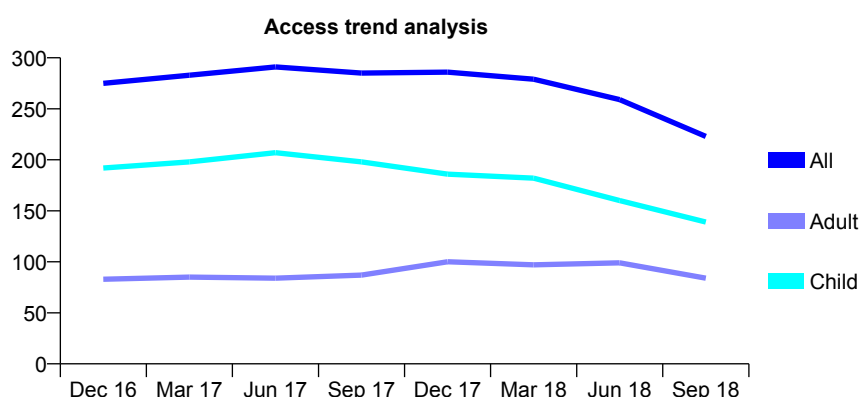
# Q64 - Vital Signs At a Glance Contract Report for 630489/0003 - September 2018

Name or company name	MR CA DANNHAUSER
Contract type name	GDS Contract
Purpose of contract	General
Contract start date	01/04/2006
Contract end date	01/04/2018

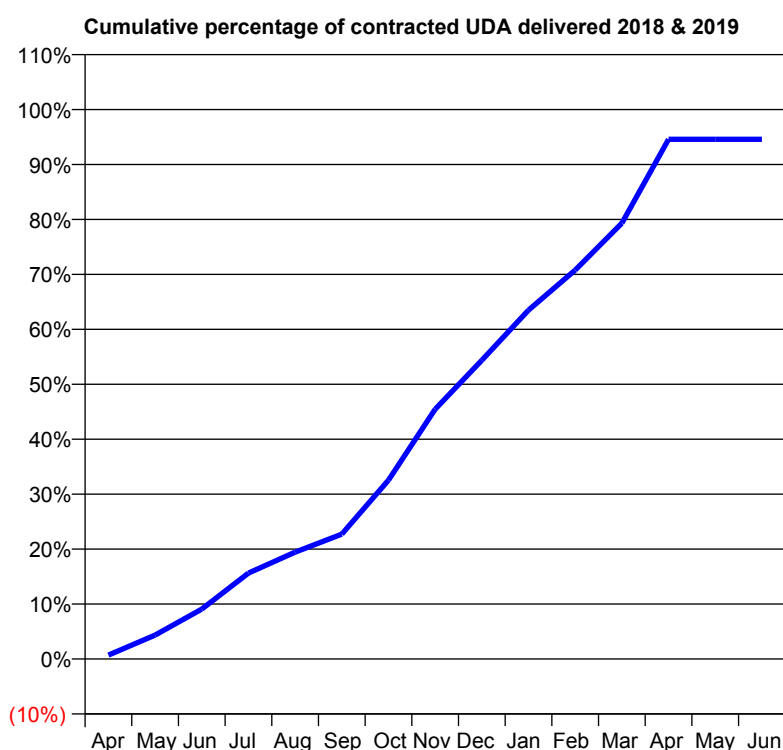
18/19 Contracted general activity (UDA)	2
Carry forward general activity (UDA)	0
18/19 Contracted orthodontic activity (UOA)	0
Carry forward orthodontic activity (UOA)	0
Baseline contract value	£35.06

## ACCESS\*

Patients seen in 24 months	Total	Change since previous quarter
Quarter ending September 2017	285	
Quarter ending December 2017	286	→
Quarter ending March 2018	279	↓
Quarter ending June 2018	259	↓
Quarter ending September 2018	223	↓
<b>Variance since September 2017</b>	<b>(21.8%)</b>	<b>↓</b>



## ACTIVITY



Adjusted Scheduled Activity (UDA)		
Month	2018	2019
April	4	18
May	24	18
June	50	18
July	86	18
August	107	18
September	125	18
October	179	
November	250	
December	299	
January	349	
February	389	
March	436	
April	520	
May	520	
June	520	

## QUALITY

	Quantity	Base Number	Contract	AT	Region	England
% of FP17s for the same patient ID Re-attending within 3 months - Children	3	44	6.8%	8.7%	11.1%	11.6%
% of FP17s for the same patient ID Re-attending within 3 months - Adults	0	7	0.0%	13.1%	15.3%	15.5%
% of FP17s for the same patient ID Re-attending between 3 & 9 months - Children	21	44	47.7%	61.8%	61.1%	58.8%
% of FP17s for the same patient ID Re-attending between 3 & 9 months - Adults	7	7	100.0%	52.4%	52.3%	51.1%
% of FP17s for Band 1 Urgent Courses	0	3	0.0%	8.3%	9.5%	9.0%
% of FP17s Relating to Free Repair or Replacements	0	3	0.0%	0.7%	0.7%	0.8%
% of FP17s Relating to Continuations	0	3	0.0%	0.8%	0.8%	0.9%
% of Patients satisfied with the dentistry they have received	0	0	N/A	94.1%	93.6%	93.3%
% of Patients satisfied with the time they had to wait for an appointment	0	0	N/A	88.8%	88.8%	88.9%

\* This is based on patients treated on this contract for their most recent course of treatment. Figures in italics indicate the base number of FP17s or Patient Questionnaire responses are less than 100. N/A is shown where the base number of responses is less than 10 during the period. % is calculated as Quantity/Base number\*100

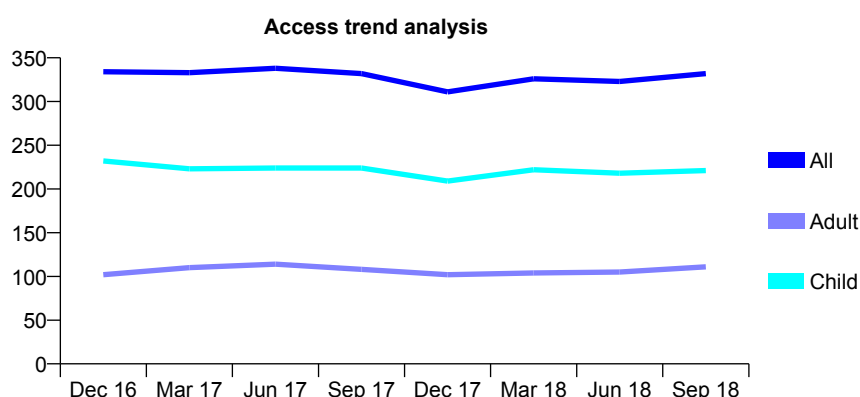
# Q64 - Vital Signs At a Glance Contract Report for 632171/0001 - September 2018

Name or company name	MR CJ RUSHFORTH
Contract type name	GDS Contract
Purpose of contract	General
Contract start date	01/04/2006
Contract end date	

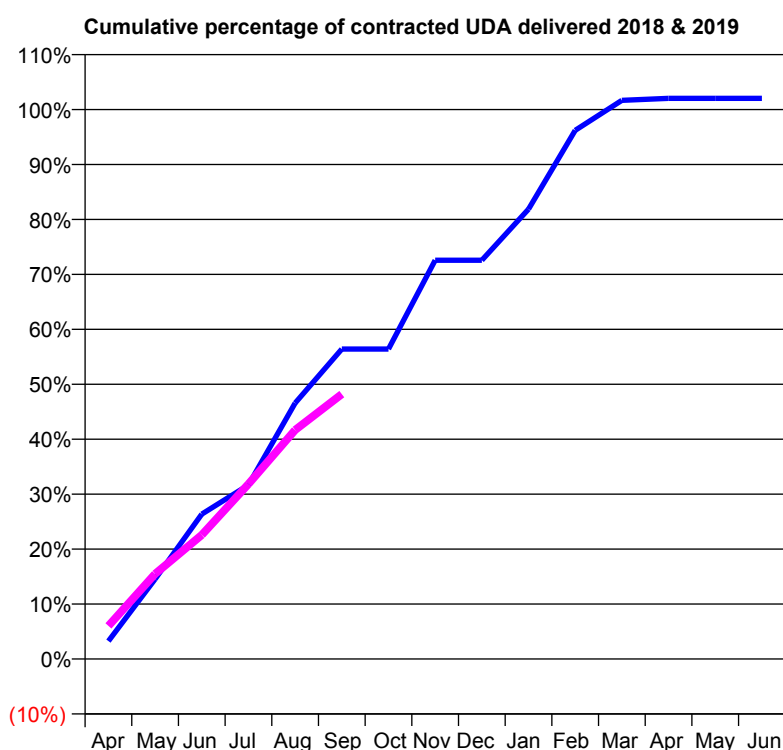
18/19 Contracted general activity (UDA)	550
Carry forward general activity (UDA)	0
18/19 Contracted orthodontic activity (UOA)	0
Carry forward orthodontic activity (UOA)	0
Baseline contract value	£15,856.89

## ACCESS\*

Patients seen in 24 months	Total	Change since previous quarter
Quarter ending September 2017	332	
Quarter ending December 2017	311	↓
Quarter ending March 2018	326	↑
Quarter ending June 2018	323	→
Quarter ending September 2018	332	↑
<b>Variance since September 2017</b>	<b>0.0%</b>	<b>→</b>



## ACTIVITY



Adjusted Scheduled Activity (UDA)		
Month	2018	2019
April	18	33
May	80	85
June	145	124
July	174	175
August	256	229
September	310	265
October	310	
November	399	
December	399	
January	450	
February	529	
March	559	
April	561	
May	561	
June	561	

## QUALITY

	Quantity	Base Number	Contract	AT	Region	England
% of FP17s for the same patient ID Re-attending within 3 months - Children	4	163	2.5%	8.7%	11.1%	11.6%
% of FP17s for the same patient ID Re-attending within 3 months - Adults	1	43	2.3%	13.1%	15.3%	15.5%
% of FP17s for the same patient ID Re-attending between 3 & 9 months - Children	89	163	54.6%	61.8%	61.1%	58.8%
% of FP17s for the same patient ID Re-attending between 3 & 9 months - Adults	24	43	55.8%	52.4%	52.3%	51.1%
% of FP17s for Band 1 Urgent Courses	1	204	0.5%	8.3%	9.5%	9.0%
% of FP17s Relating to Free Repair or Replacements	0	204	0.0%	0.7%	0.7%	0.8%
% of FP17s Relating to Continuations	0	204	0.0%	0.8%	0.8%	0.9%
% of Patients satisfied with the dentistry they have received	1	1	N/A	94.1%	93.6%	93.3%
% of Patients satisfied with the time they had to wait for an appointment	1	1	N/A	88.8%	88.8%	88.9%

\* This is based on patients treated on this contract for their most recent course of treatment. Figures in italics indicate the base number of FP17s or Patient Questionnaire responses are less than 100. N/A is shown where the base number of responses is less than 10 during the period. % is calculated as Quantity/Base number\*100

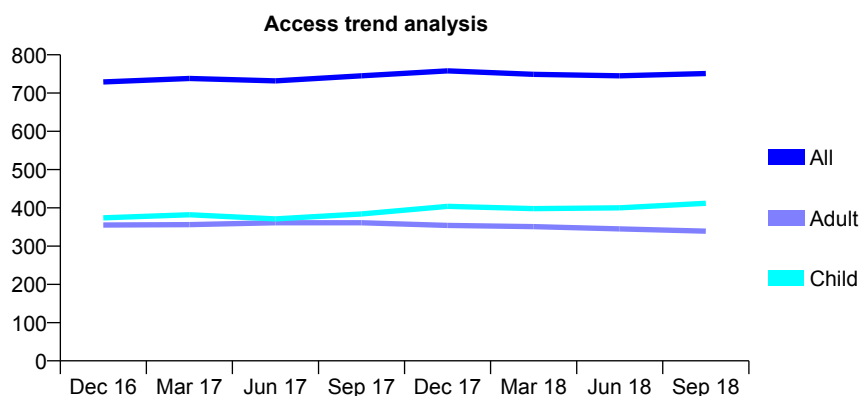
## Q64 - Vital Signs At a Glance Contract Report for 636479/0001 - September 2018

Name or company name	MR MA SALIBA
Contract type name	GDS Contract
Purpose of contract	General
Contract start date	01/04/2006
Contract end date	

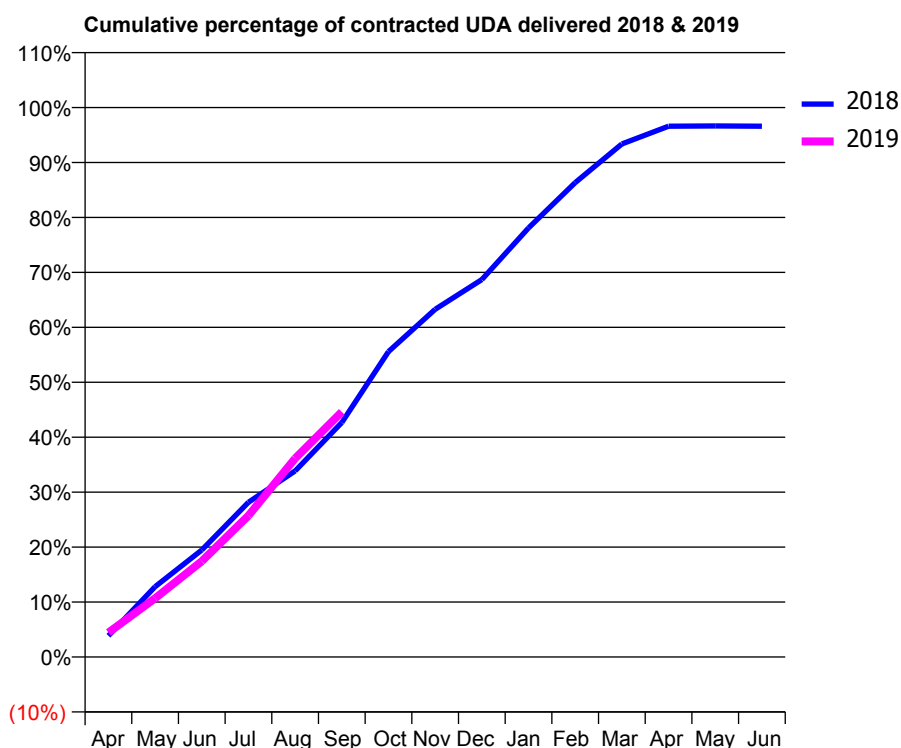
18/19 Contracted general activity (UDA)	2,500
Carry forward general activity (UDA)	0
18/19 Contracted orthodontic activity (UOA)	0
Carry forward orthodontic activity (UOA)	0
Baseline contract value	£69,340.52

### ACCESS\*

Patients seen in 24 months	Total	Change since previous quarter
Quarter ending September 2017	745	
Quarter ending December 2017	758	→
Quarter ending March 2018	749	↓
Quarter ending June 2018	745	→
Quarter ending September 2018	751	→
<b>Variance since September 2017</b>	<b>0.8%</b>	<b>→</b>



### ACTIVITY



Adjusted Scheduled Activity (UDA)		
Month	2018	2019
April	97	111
May	320	267
June	487	436
July	704	643
August	846	904
September	1,067	1,115
October	1,390	
November	1,582	
December	1,717	
January	1,952	
February	2,158	
March	2,334	
April	2,415	
May	2,416	
June	2,415	

### QUALITY

	Quantity	Base Number	Contract	AT	Region	England
% of FP17s for the same patient ID Re-attending within 3 months - Children	39	368	10.6%	8.7%	11.1%	11.6%
% of FP17s for the same patient ID Re-attending within 3 months - Adults	31	236	13.1%	13.1%	15.3%	15.5%
% of FP17s for the same patient ID Re-attending between 3 & 9 months - Children	246	368	66.8%	61.8%	61.1%	58.8%
% of FP17s for the same patient ID Re-attending between 3 & 9 months - Adults	149	236	63.1%	52.4%	52.3%	51.1%
% of FP17s for Band 1 Urgent Courses	21	566	3.7%	8.3%	9.5%	9.0%
% of FP17s Relating to Free Repair or Replacements	5	566	0.9%	0.7%	0.7%	0.8%
% of FP17s Relating to Continuations	3	566	0.5%	0.8%	0.8%	0.9%
% of Patients satisfied with the dentistry they have received	0	1	N/A	94.1%	93.6%	93.3%
% of Patients satisfied with the time they had to wait for an appointment	0	1	N/A	88.8%	88.8%	88.9%

\* This is based on patients treated on this contract for their most recent course of treatment. Figures in italics indicate the base number of FP17s or Patient Questionnaire responses are less than 100. N/A is shown where the base number of responses is less than 10 during the period. % is calculated as Quantity/Base number\*100

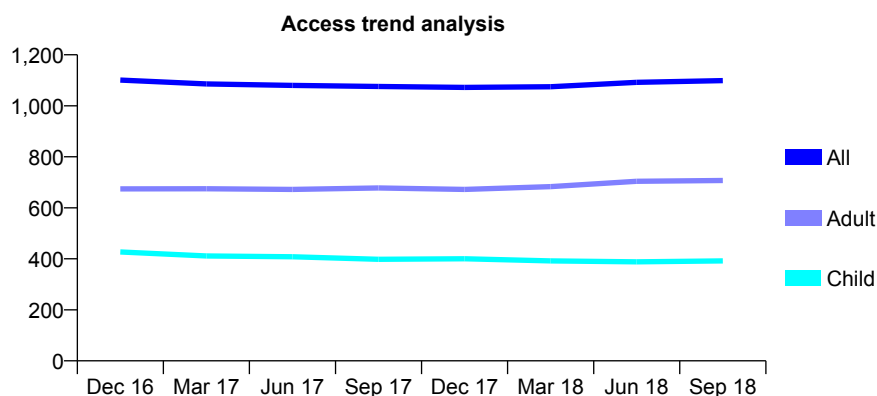
## Q64 - Vital Signs At a Glance Contract Report for 636975/0001 - September 2018

Name or company name	MR PS SMITHSON
Contract type name	GDS Contract
Purpose of contract	General
Contract start date	01/04/2006
Contract end date	

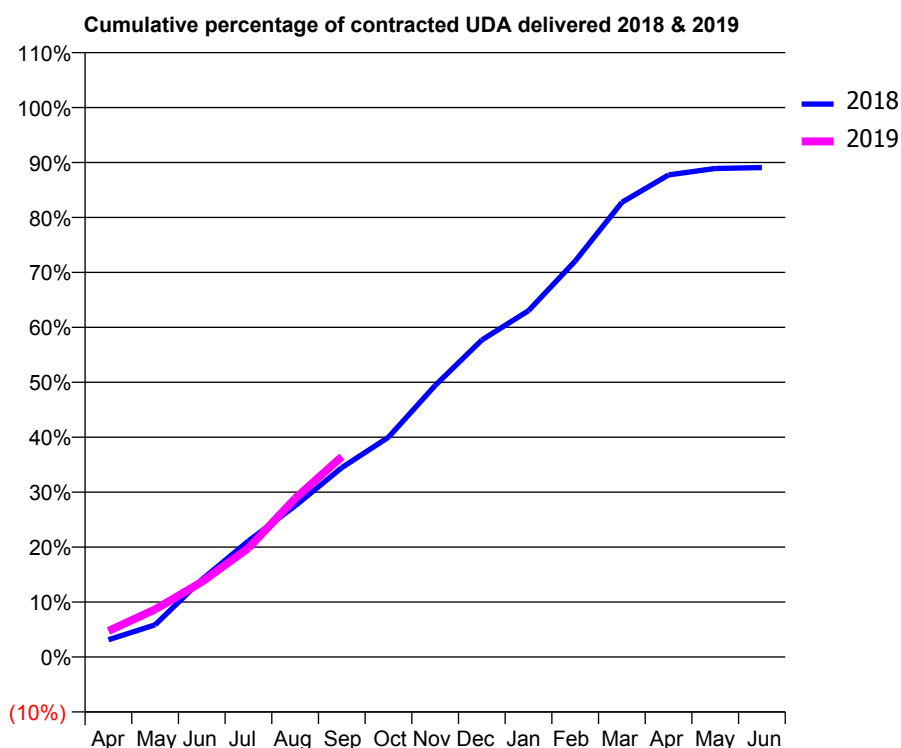
18/19 Contracted general activity (UDA)	3,666
Carry forward general activity (UDA)	0
18/19 Contracted orthodontic activity (UOA)	0
Carry forward orthodontic activity (UOA)	0
Baseline contract value	£84,545.10

### ACCESS\*

Patients seen in 24 months	Total	Change since previous quarter
Quarter ending September 2017	1,076	
Quarter ending December 2017	1,072	→
Quarter ending March 2018	1,075	→
Quarter ending June 2018	1,092	→
Quarter ending September 2018	1,099	→
<b>Variance since September 2017</b>	<b>2.1%</b>	<b>↑</b>



### ACTIVITY



Adjusted Scheduled Activity (UDA)		
Month	2018	2019
April	115	174
May	214	318
June	517	501
July	775	727
August	1,008	1,058
September	1,263	1,337
October	1,467	
November	1,811	
December	2,115	
January	2,311	
February	2,641	
March	3,033	
April	3,216	
May	3,259	
June	3,265	

### QUALITY

	Quantity	Base Number	Contract	AT	Region	England
% of FP17s for the same patient ID Re-attending within 3 months - Children	18	291	6.2%	8.7%	11.1%	11.6%
% of FP17s for the same patient ID Re-attending within 3 months - Adults	51	469	10.9%	13.1%	15.3%	15.5%
% of FP17s for the same patient ID Re-attending between 3 & 9 months - Children	140	291	48.1%	61.8%	61.1%	58.8%
% of FP17s for the same patient ID Re-attending between 3 & 9 months - Adults	229	469	48.8%	52.4%	52.3%	51.1%
% of FP17s for Band 1 Urgent Courses	25	694	3.6%	8.3%	9.5%	9.0%
% of FP17s Relating to Free Repair or Replacements	9	694	1.3%	0.7%	0.7%	0.8%
% of FP17s Relating to Continuations	1	694	0.1%	0.8%	0.8%	0.9%
% of Patients satisfied with the dentistry they have received	0	0	N/A	94.1%	93.6%	93.3%
% of Patients satisfied with the time they had to wait for an appointment	0	0	N/A	88.8%	88.8%	88.9%

\* This is based on patients treated on this contract for their most recent course of treatment. Figures in italics indicate the base number of FP17s or Patient Questionnaire responses are less than 100. N/A is shown where the base number of responses is less than 10 during the period. % is calculated as Quantity/Base number\*100

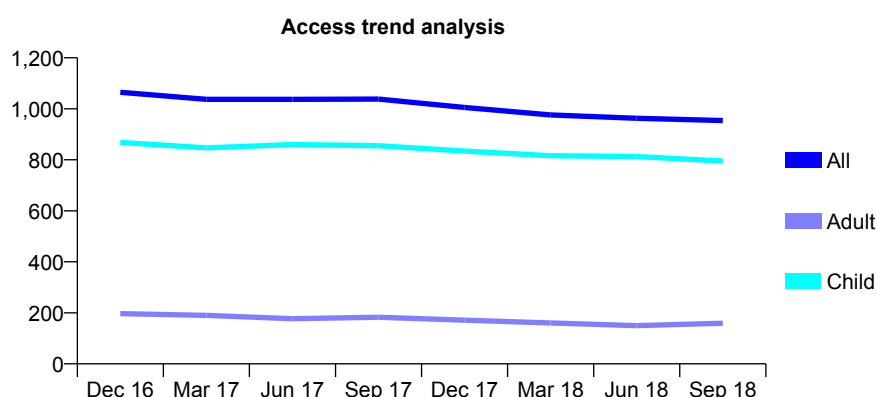
# Q64 - Vital Signs At a Glance Contract Report for 642231/0001 - September 2018

Name or company name	MR RO COLEMAN
Contract type name	GDS Contract
Purpose of contract	General
Contract start date	01/04/2006
Contract end date	

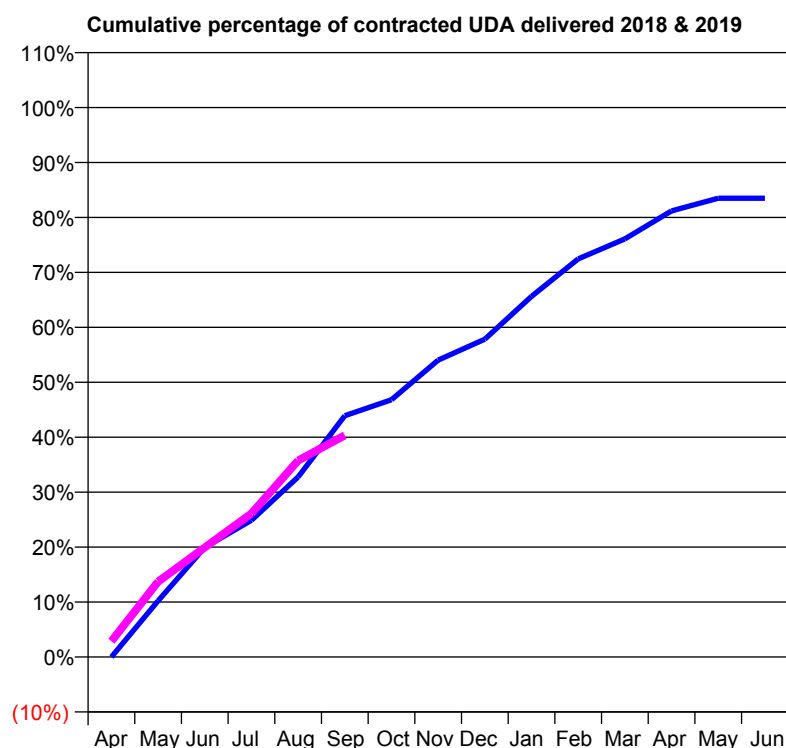
18/19 Contracted general activity (UDA)	2,400
Carry forward general activity (UDA)	0
18/19 Contracted orthodontic activity (UOA)	0
Carry forward orthodontic activity (UOA)	0
Baseline contract value	£51,013.62

## ACCESS\*

Patients seen in 24 months	Total	Change since previous quarter
Quarter ending September 2017	1,038	
Quarter ending December 2017	1,005	↓
Quarter ending March 2018	976	↓
Quarter ending June 2018	963	↓
Quarter ending September 2018	954	→
<b>Variance since September 2017</b>	<b>(8.1%)</b>	<b>↓</b>



## ACTIVITY



Adjusted Scheduled Activity (UDA)		
Month	2018	2019
April	0	69
May	246	329
June	479	479
July	597	627
August	787	858
September	1,054	968
October	1,124	
November	1,297	
December	1,388	
January	1,575	
February	1,739	
March	1,826	
April	1,949	
May	2,004	
June	2,004	

## QUALITY

	Quantity	Base Number	Contract	AT	Region	England
% of FP17s for the same patient ID Re-attending within 3 months - Children	31	572	5.4%	8.7%	11.1%	11.6%
% of FP17s for the same patient ID Re-attending within 3 months - Adults	2	34	5.9%	13.1%	15.3%	15.5%
% of FP17s for the same patient ID Re-attending between 3 & 9 months - Children	285	572	49.8%	61.8%	61.1%	58.8%
% of FP17s for the same patient ID Re-attending between 3 & 9 months - Adults	19	34	55.9%	52.4%	52.3%	51.1%
% of FP17s for Band 1 Urgent Courses	17	518	3.3%	8.3%	9.5%	9.0%
% of FP17s Relating to Free Repair or Replacements	0	518	0.0%	0.7%	0.7%	0.8%
% of FP17s Relating to Continuations	0	518	0.0%	0.8%	0.8%	0.9%
% of Patients satisfied with the dentistry they have received	0	0	N/A	94.1%	93.6%	93.3%
% of Patients satisfied with the time they had to wait for an appointment	0	0	N/A	88.8%	88.8%	88.9%

\* This is based on patients treated on this contract for their most recent course of treatment. Figures in italics indicate the base number of FP17s or Patient Questionnaire responses are less than 100. N/A is shown where the base number of responses is less than 10 during the period. % is calculated as Quantity/Base number\*100

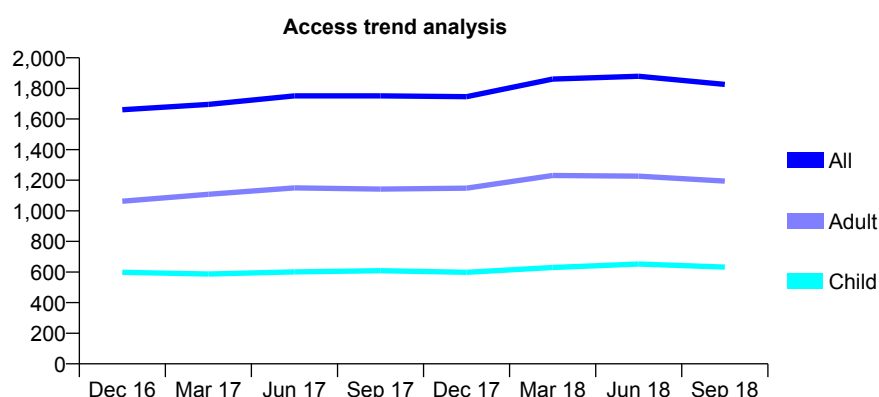
# Q64 - Vital Signs At a Glance Contract Report for 643297/0001 - September 2018

Name or company name	Savernake Dental Partners
Contract type name	GDS Contract
Purpose of contract	General
Contract start date	01/04/2006
Contract end date	

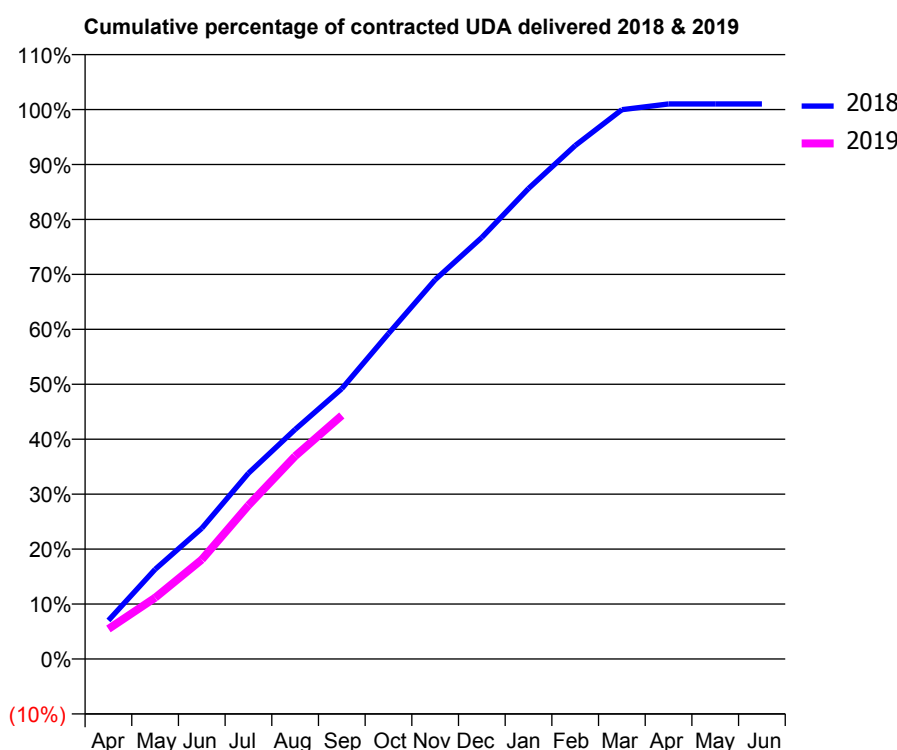
18/19 Contracted general activity (UDA)	3,738
Carry forward general activity (UDA)	0
18/19 Contracted orthodontic activity (UOA)	0
Carry forward orthodontic activity (UOA)	0
Baseline contract value	£79,506.39

## ACCESS\*

Patients seen in 24 months	Total	Change since previous quarter
Quarter ending September 2017	1,751	
Quarter ending December 2017	1,746	→
Quarter ending March 2018	1,861	↑
Quarter ending June 2018	1,879	→
Quarter ending September 2018	1,826	↓
<b>Variance since September 2017</b>	<b>4.3%</b>	<b>↑</b>



## ACTIVITY



Adjusted Scheduled Activity (UDA)		
Month	2018	2019
April	263	205
May	610	416
June	889	676
July	1,264	1,045
August	1,562	1,380
September	1,839	1,657
October	2,213	
November	2,580	
December	2,868	
January	3,200	
February	3,493	
March	3,737	
April	3,776	
May	3,776	
June	3,776	

## QUALITY

	Quantity	Base Number	Contract	AT	Region	England
% of FP17s for the same patient ID Re-attending within 3 months - Children	19	535	3.6%	8.7%	11.1%	11.6%
% of FP17s for the same patient ID Re-attending within 3 months - Adults	81	887	9.1%	13.1%	15.3%	15.5%
% of FP17s for the same patient ID Re-attending between 3 & 9 months - Children	257	535	48.0%	61.8%	61.1%	58.8%
% of FP17s for the same patient ID Re-attending between 3 & 9 months - Adults	346	887	39.0%	52.4%	52.3%	51.1%
% of FP17s for Band 1 Urgent Courses	49	917	5.3%	8.3%	9.5%	9.0%
% of FP17s Relating to Free Repair or Replacements	1	917	0.1%	0.7%	0.7%	0.8%
% of FP17s Relating to Continuations	11	917	1.2%	0.8%	0.8%	0.9%
% of Patients satisfied with the dentistry they have received	2	2	N/A	94.1%	93.6%	93.3%
% of Patients satisfied with the time they had to wait for an appointment	2	2	N/A	88.8%	88.8%	88.9%

\* This is based on patients treated on this contract for their most recent course of treatment. Figures in italics indicate the base number of FP17s or Patient Questionnaire responses are less than 100. N/A is shown where the base number of responses is less than 10 during the period. % is calculated as Quantity/Base number\*100



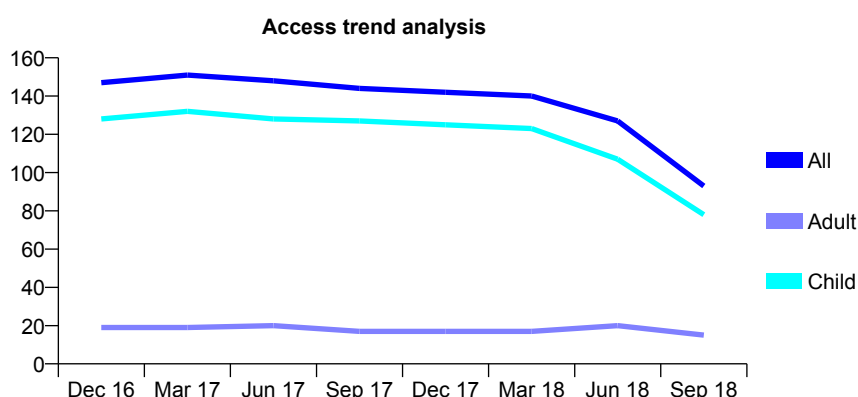
# Q64 - Vital Signs At a Glance Contract Report for 650455/0001 - September 2018

Name or company name	MR JC KILLICK
Contract type name	GDS Contract
Purpose of contract	General
Contract start date	01/04/2006
Contract end date	

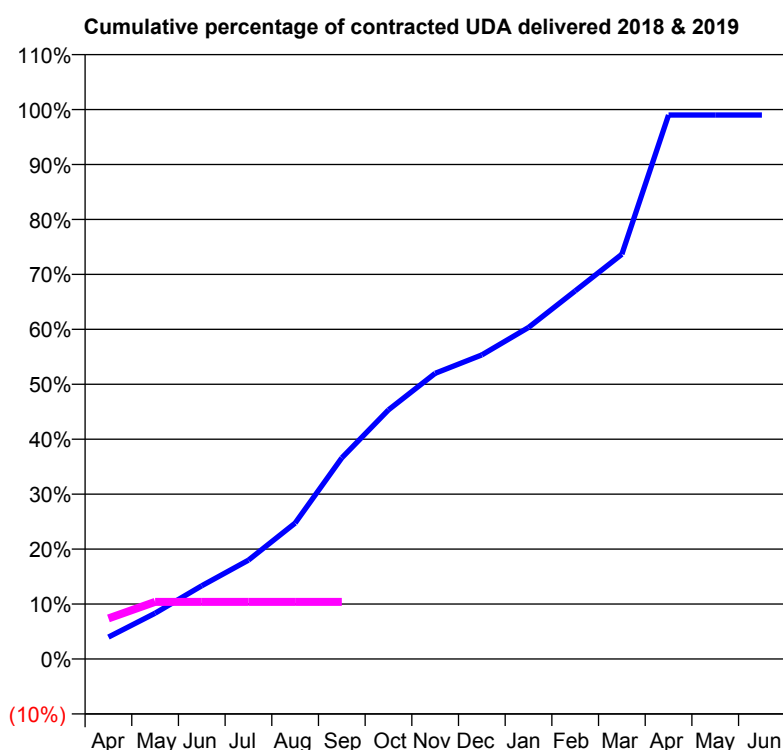
18/19 Contracted general activity (UDA)	300
Carry forward general activity (UDA)	0
18/19 Contracted orthodontic activity (UOA)	0
Carry forward orthodontic activity (UOA)	0
Baseline contract value	£7,131.39

## ACCESS\*

Patients seen in 24 months	Total	Change since previous quarter
Quarter ending September 2017	144	
Quarter ending December 2017	142	↓
Quarter ending March 2018	140	↓
Quarter ending June 2018	127	↓
Quarter ending September 2018	93	↓
<b>Variance since September 2017</b>	<b>(35.4%)</b>	<b>↓</b>



## ACTIVITY



Adjusted Scheduled Activity (UDA)		
Month	2018	2019
April	12	22
May	25	31
June	40	31
July	54	31
August	74	31
September	110	31
October	136	
November	156	
December	166	
January	181	
February	201	
March	221	
April	297	
May	297	
June	297	

## QUALITY

	Quantity	Base Number	Contract	AT	Region	England
% of FP17s for the same patient ID Re-attending within 3 months - Children	1	53	1.9%	8.7%	11.1%	11.6%
% of FP17s for the same patient ID Re-attending within 3 months - Adults	0	3	0.0%	13.1%	15.3%	15.5%
% of FP17s for the same patient ID Re-attending between 3 & 9 months - Children	41	53	77.4%	61.8%	61.1%	58.8%
% of FP17s for the same patient ID Re-attending between 3 & 9 months - Adults	1	3	33.3%	52.4%	52.3%	51.1%
% of FP17s for Band 1 Urgent Courses	1	29	3.4%	8.3%	9.5%	9.0%
% of FP17s Relating to Free Repair or Replacements	0	29	0.0%	0.7%	0.7%	0.8%
% of FP17s Relating to Continuations	0	29	0.0%	0.8%	0.8%	0.9%
% of Patients satisfied with the dentistry they have received	0	0	N/A	94.1%	93.6%	93.3%
% of Patients satisfied with the time they had to wait for an appointment	0	0	N/A	88.8%	88.8%	88.9%

\* This is based on patients treated on this contract for their most recent course of treatment. Figures in italics indicate the base number of FP17s or Patient Questionnaire responses are less than 100. N/A is shown where the base number of responses is less than 10 during the period. % is calculated as Quantity/Base number\*100

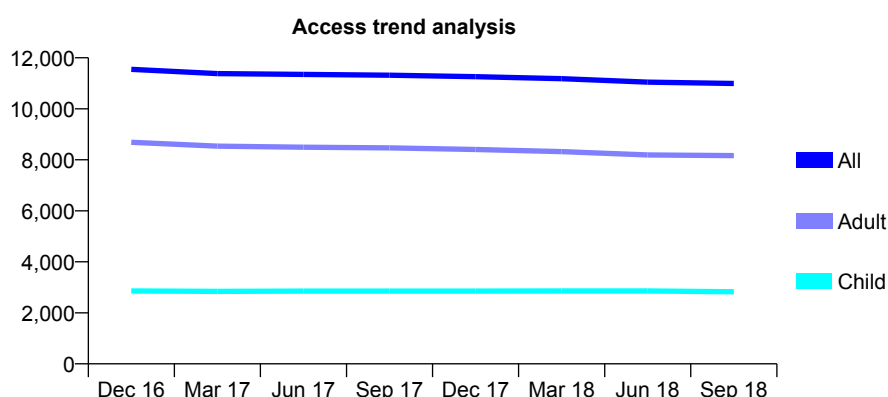
# Q64 - Vital Signs At a Glance Contract Report for 651796/0001 - September 2018

Name or company name	MISS PA RISELEY-PRICHARD
Contract type name	Pilot Contract
Purpose of contract	General
Contract start date	01/04/2006
Contract end date	

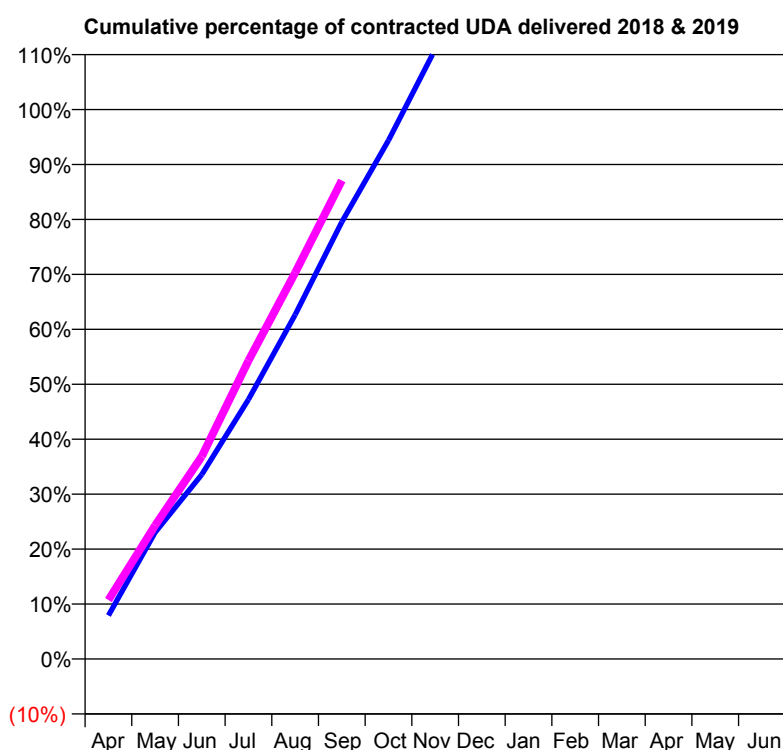
18/19 Contracted general activity (UDA)	10,292
Carry forward general activity (UDA)	0
18/19 Contracted orthodontic activity (UOA)	0
Carry forward orthodontic activity (UOA)	0
Baseline contract value	£811,601.31

## ACCESS\*

Patients seen in 24 months	Total	Change since previous quarter
Quarter ending September 2017	11,320	
Quarter ending December 2017	11,258	→
Quarter ending March 2018	11,180	→
Quarter ending June 2018	11,045	↓
Quarter ending September 2018	10,991	→
<b>Variance since September 2017</b>	<b>(2.9%)</b>	<b>↓</b>



## ACTIVITY



Adjusted Scheduled Activity (UDA)		
Month	2018	2019
April	816	1,105
May	2,371	2,502
June	3,456	3,795
July	4,861	5,588
August	6,446	7,233
September	8,187	8,962
October	9,714	
November	11,420	
December	12,820	
January	14,266	
February	16,122	
March	17,515	
April	18,102	
May	18,146	
June	18,161	

## QUALITY

	Quantity	Base Number	Contract	AT	Region	England
% of FP17s for the same patient ID Re-attending within 3 months - Children	52	1,995	2.6%	8.7%	11.1%	11.6%
% of FP17s for the same patient ID Re-attending within 3 months - Adults	314	4,003	7.8%	13.1%	15.3%	15.5%
% of FP17s for the same patient ID Re-attending between 3 & 9 months - Children	1,339	1,995	67.1%	61.8%	61.1%	58.8%
% of FP17s for the same patient ID Re-attending between 3 & 9 months - Adults	1,253	4,003	31.3%	52.4%	52.3%	51.1%
% of FP17s for Band 1 Urgent Courses	418	5,474	7.6%	8.3%	9.5%	9.0%
% of FP17s Relating to Free Repair or Replacements	12	5,474	0.2%	0.7%	0.7%	0.8%
% of FP17s Relating to Continuations	30	5,474	0.5%	0.8%	0.8%	0.9%
% of Patients satisfied with the dentistry they have received	4	5	N/A	94.1%	93.6%	93.3%
% of Patients satisfied with the time they had to wait for an appointment	2	5	N/A	88.8%	88.8%	88.9%

\* This is based on patients treated on this contract for their most recent course of treatment. Figures in italics indicate the base number of FP17s or Patient Questionnaire responses are less than 100. N/A is shown where the base number of responses is less than 10 during the period. % is calculated as Quantity/Base number\*100

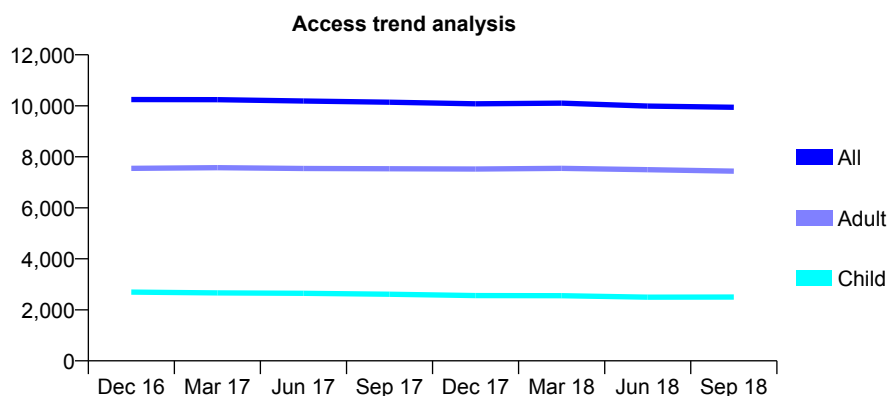
## Q64 - Vital Signs At a Glance Contract Report for 652296/0001 - September 2018

Name or company name	MR MS INMAN
Contract type name	GDS Contract
Purpose of contract	General
Contract start date	01/04/2006
Contract end date	

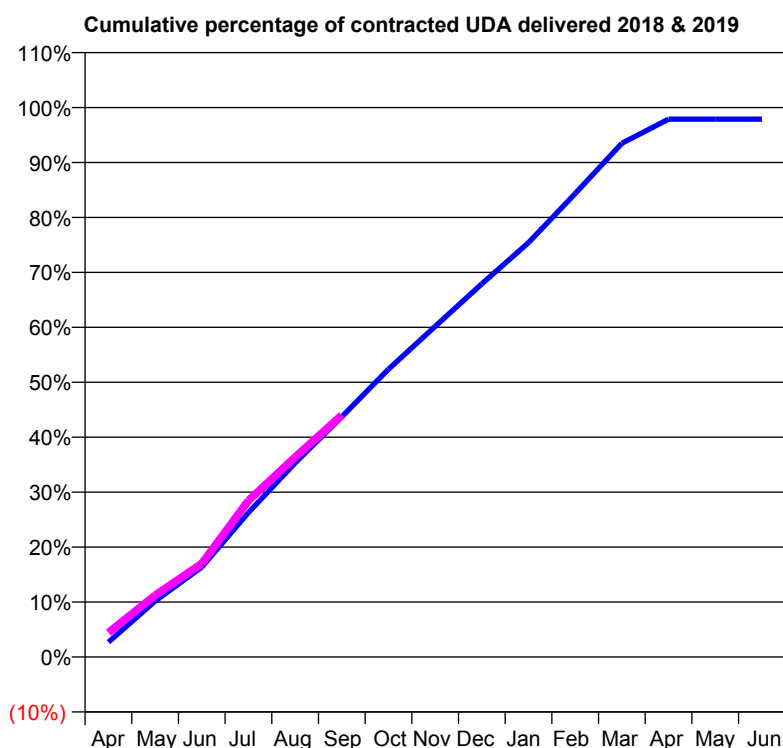
18/19 Contracted general activity (UDA)	25,241
Carry forward general activity (UDA)	0
18/19 Contracted orthodontic activity (UOA)	0
Carry forward orthodontic activity (UOA)	0
Baseline contract value	£648,492.81

### ACCESS\*

Patients seen in 24 months	Total	Change since previous quarter
Quarter ending September 2017	10,142	
Quarter ending December 2017	10,080	→
Quarter ending March 2018	10,102	→
Quarter ending June 2018	9,991	↓
Quarter ending September 2018	9,941	→
<b>Variance since September 2017</b>	<b>(2.0%)</b>	<b>↓</b>



### ACTIVITY



Adjusted Scheduled Activity (UDA)		
Month	2018	2019
April	680	1,119
May	2,567	2,830
June	4,130	4,292
July	6,635	7,185
August	8,914	9,176
September	11,033	11,107
October	13,220	
November	15,185	
December	17,140	
January	19,035	
February	21,290	
March	23,598	
April	24,707	
May	24,708	
June	24,708	

### QUALITY

	Quantity	Base Number	Contract	AT	Region	England
% of FP17s for the same patient ID Re-attending within 3 months - Children	175	2,115	8.3%	8.7%	11.1%	11.6%
% of FP17s for the same patient ID Re-attending within 3 months - Adults	642	5,196	12.4%	13.1%	15.3%	15.5%
% of FP17s for the same patient ID Re-attending between 3 & 9 months - Children	1,425	2,115	67.4%	61.8%	61.1%	58.8%
% of FP17s for the same patient ID Re-attending between 3 & 9 months - Adults	2,955	5,196	56.9%	52.4%	52.3%	51.1%
% of FP17s for Band 1 Urgent Courses	430	6,353	6.8%	8.3%	9.5%	9.0%
% of FP17s Relating to Free Repair or Replacements	57	6,353	0.9%	0.7%	0.7%	0.8%
% of FP17s Relating to Continuations	39	6,353	0.6%	0.8%	0.8%	0.9%
% of Patients satisfied with the dentistry they have received	5	5	N/A	94.1%	93.6%	93.3%
% of Patients satisfied with the time they had to wait for an appointment	5	5	N/A	88.8%	88.8%	88.9%

\* This is based on patients treated on this contract for their most recent course of treatment. Figures in italics indicate the base number of FP17s or Patient Questionnaire responses are less than 100. N/A is shown where the base number of responses is less than 10 during the period. % is calculated as Quantity/Base number\*100

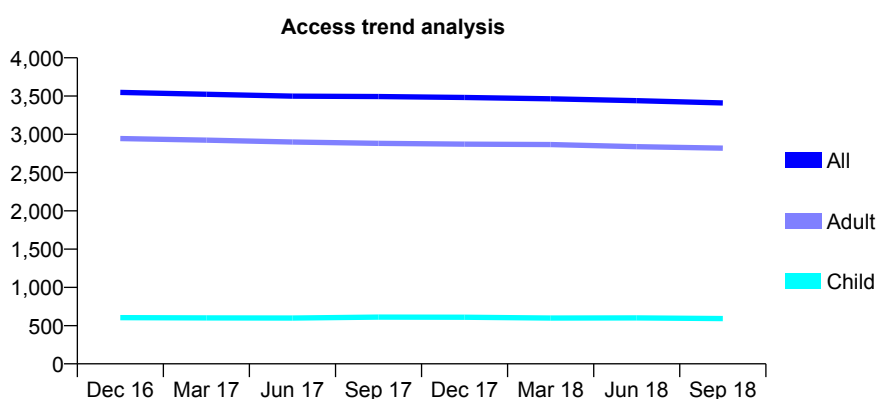
## Q64 - Vital Signs At a Glance Contract Report for 672904/0002 - September 2018

Name or company name	MR DV BOWLES
Contract type name	GDS Contract
Purpose of contract	General
Contract start date	05/09/2012
Contract end date	

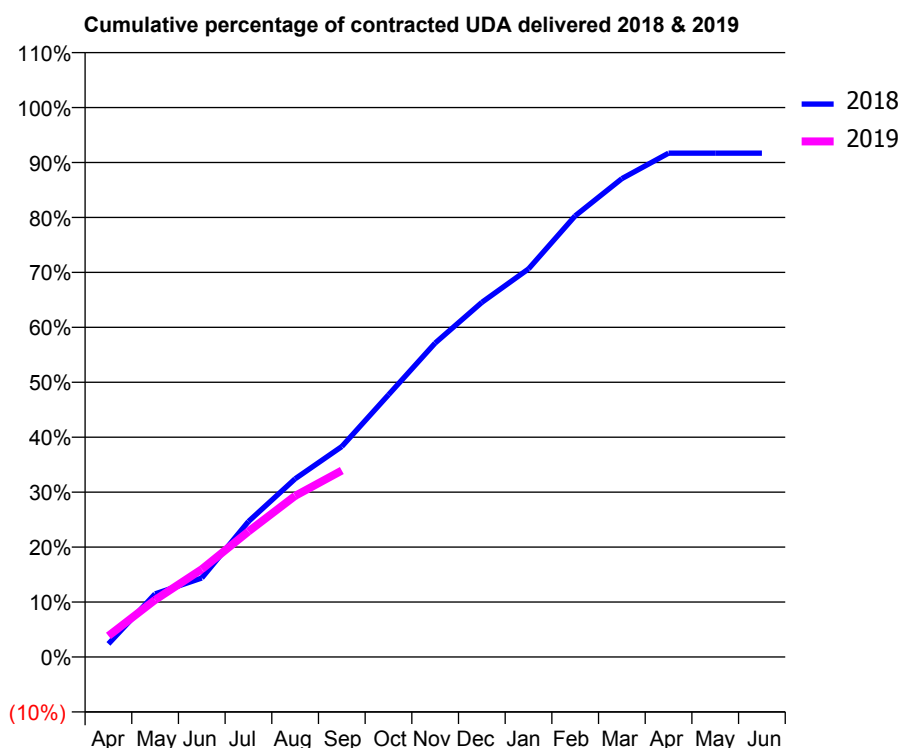
18/19 Contracted general activity (UDA)	8,803
Carry forward general activity (UDA)	0
18/19 Contracted orthodontic activity (UOA)	0
Carry forward orthodontic activity (UOA)	0
Baseline contract value	£192,528.49

### ACCESS\*

Patients seen in 24 months	Total	Change since previous quarter
Quarter ending September 2017	3,493	
Quarter ending December 2017	3,482	→
Quarter ending March 2018	3,464	→
Quarter ending June 2018	3,439	→
Quarter ending September 2018	3,410	→
<b>Variance since September 2017</b>	<b>(2.4%)</b>	<b>↓</b>



### ACTIVITY



Adjusted Scheduled Activity (UDA)		
Month	2018	2019
April	210	338
May	1,012	916
June	1,266	1,406
July	2,172	2,011
August	2,855	2,582
September	3,372	2,988
October	4,200	
November	5,029	
December	5,681	
January	6,218	
February	7,067	
March	7,664	
April	8,071	
May	8,072	
June	8,072	

### QUALITY

	Quantity	Base Number	Contract	AT	Region	England
% of FP17s for the same patient ID Re-attending within 3 months - Children	8	262	3.1%	8.7%	11.1%	11.6%
% of FP17s for the same patient ID Re-attending within 3 months - Adults	147	1,383	10.6%	13.1%	15.3%	15.5%
% of FP17s for the same patient ID Re-attending between 3 & 9 months - Children	20	262	7.6%	61.8%	61.1%	58.8%
% of FP17s for the same patient ID Re-attending between 3 & 9 months - Adults	445	1,383	32.2%	52.4%	52.3%	51.1%
% of FP17s for Band 1 Urgent Courses	27	1,486	1.8%	8.3%	9.5%	9.0%
% of FP17s Relating to Free Repair or Replacements	16	1,486	1.1%	0.7%	0.7%	0.8%
% of FP17s Relating to Continuations	35	1,486	2.4%	0.8%	0.8%	0.9%
% of Patients satisfied with the dentistry they have received	4	4	N/A	94.1%	93.6%	93.3%
% of Patients satisfied with the time they had to wait for an appointment	4	4	N/A	88.8%	88.8%	88.9%

\* This is based on patients treated on this contract for their most recent course of treatment. Figures in italics indicate the base number of FP17s or Patient Questionnaire responses are less than 100. N/A is shown where the base number of responses is less than 10 during the period. % is calculated as Quantity/Base number\*100

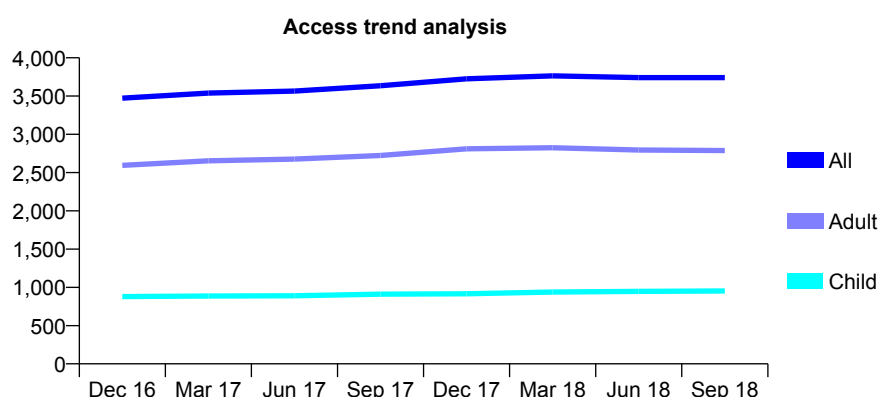
# Q64 - Vital Signs At a Glance Contract Report for 674133/0001 - September 2018

Name or company name	Avon House Dental Practice
Contract type name	GDS Contract
Purpose of contract	General
Contract start date	04/12/2008
Contract end date	

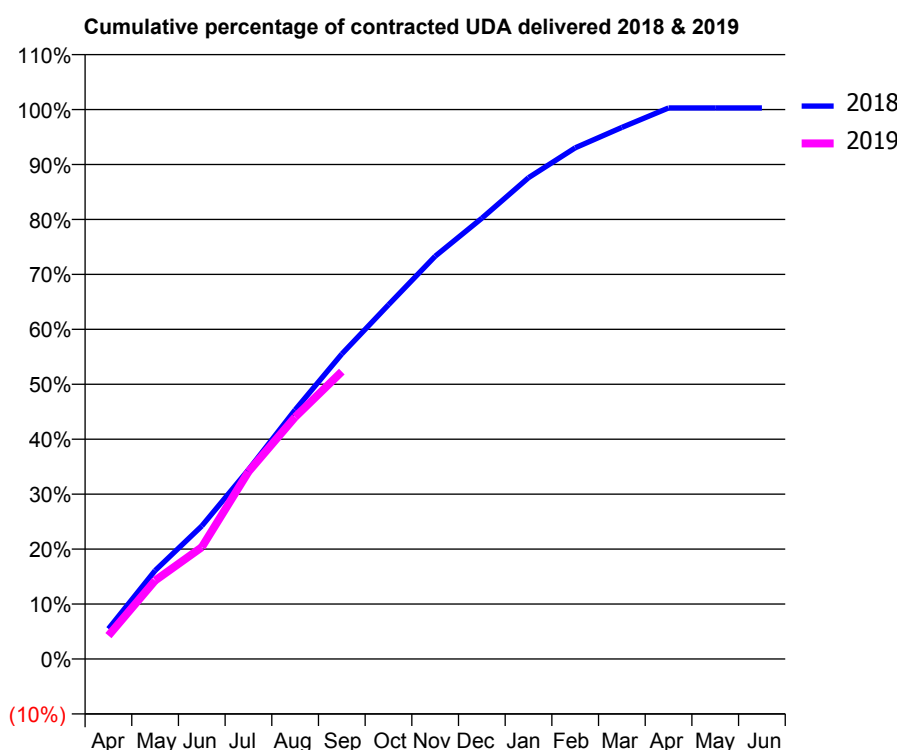
18/19 Contracted general activity (UDA)	7,153
Carry forward general activity (UDA)	0
18/19 Contracted orthodontic activity (UOA)	0
Carry forward orthodontic activity (UOA)	0
Baseline contract value	£167,543.44

## ACCESS\*

Patients seen in 24 months	Total	Change since previous quarter
Quarter ending September 2017	3,635	
Quarter ending December 2017	3,726	↑
Quarter ending March 2018	3,763	→
Quarter ending June 2018	3,742	→
Quarter ending September 2018	3,741	→
<b>Variance since September 2017</b>	<b>2.9%</b>	<b>↑</b>



## ACTIVITY



Adjusted Scheduled Activity (UDA)		
Month	2018	2019
April	403	305
May	1,181	1,021
June	1,777	1,456
July	2,527	2,438
August	3,327	3,149
September	4,074	3,742
October	4,731	
November	5,379	
December	5,887	
January	6,429	
February	6,828	
March	7,100	
April	7,359	
May	7,359	
June	7,359	

## QUALITY

	Quantity	Base Number	Contract	AT	Region	England
% of FP17s for the same patient ID Re-attending within 3 months - Children	60	814	7.4%	8.7%	11.1%	11.6%
% of FP17s for the same patient ID Re-attending within 3 months - Adults	291	2,249	12.9%	13.1%	15.3%	15.5%
% of FP17s for the same patient ID Re-attending between 3 & 9 months - Children	490	814	60.2%	61.8%	61.1%	58.8%
% of FP17s for the same patient ID Re-attending between 3 & 9 months - Adults	1,199	2,249	53.3%	52.4%	52.3%	51.1%
% of FP17s for Band 1 Urgent Courses	175	2,403	7.3%	8.3%	9.5%	9.0%
% of FP17s Relating to Free Repair or Replacements	12	2,403	0.5%	0.7%	0.7%	0.8%
% of FP17s Relating to Continuations	16	2,403	0.7%	0.8%	0.8%	0.9%
% of Patients satisfied with the dentistry they have received	1	1	N/A	94.1%	93.6%	93.3%
% of Patients satisfied with the time they had to wait for an appointment	1	1	N/A	88.8%	88.8%	88.9%

\* This is based on patients treated on this contract for their most recent course of treatment. Figures in italics indicate the base number of FP17s or Patient Questionnaire responses are less than 100. N/A is shown where the base number of responses is less than 10 during the period. % is calculated as Quantity/Base number\*100

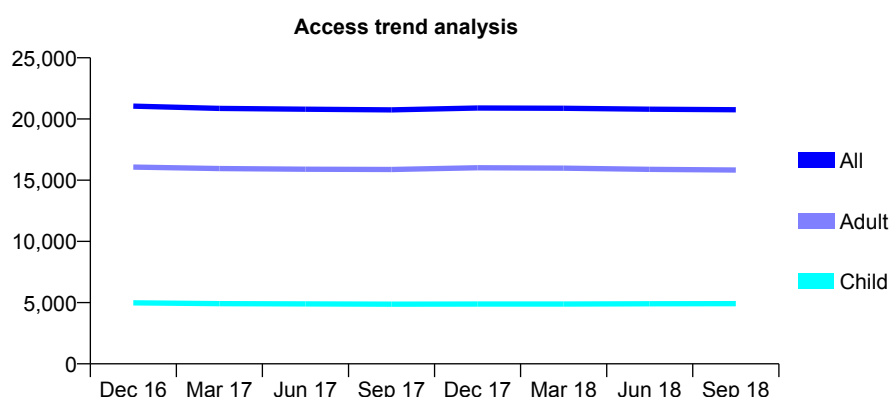
## Q64 - Vital Signs At a Glance Contract Report for 674893/0001 - September 2018

Name or company name	Euro Dental Surgery
Contract type name	GDS Contract
Purpose of contract	General
Contract start date	01/04/2006
Contract end date	

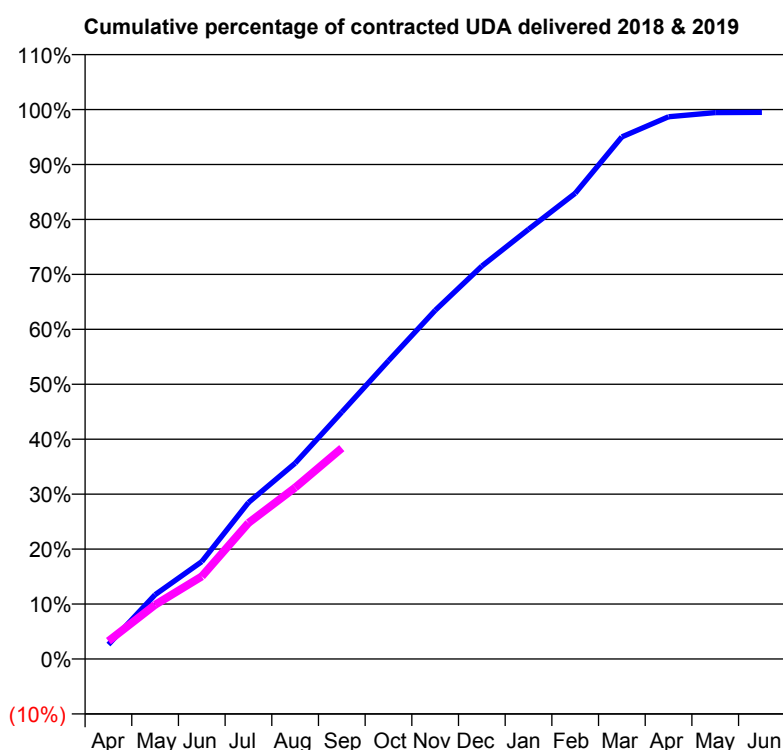
18/19 Contracted general activity (UDA)	58,705
Carry forward general activity (UDA)	0
18/19 Contracted orthodontic activity (UOA)	0
Carry forward orthodontic activity (UOA)	0
Baseline contract value	£1,360,461.80

### ACCESS\*

Patients seen in 24 months	Total	Change since previous quarter
Quarter ending September 2017	20,743	
Quarter ending December 2017	20,899	→
Quarter ending March 2018	20,875	→
Quarter ending June 2018	20,798	→
Quarter ending September 2018	20,752	→
<b>Variance since September 2017</b>	<b>0.0%</b>	<b>→</b>



### ACTIVITY



Adjusted Scheduled Activity (UDA)		
Month	2018	2019
April	1,543	1,922
May	6,868	5,794
June	10,400	8,826
July	16,720	14,542
August	20,917	18,311
September	26,373	22,529
October	31,856	
November	37,246	
December	41,975	
January	45,901	
February	49,754	
March	55,775	
April	57,925	
May	58,375	
June	58,398	

### QUALITY

	Quantity	Base Number	Contract	AT	Region	England
% of FP17s for the same patient ID Re-attending within 3 months - Children	173	3,544	4.9%	8.7%	11.1%	11.6%
% of FP17s for the same patient ID Re-attending within 3 months - Adults	1,038	10,166	10.2%	13.1%	15.3%	15.5%
% of FP17s for the same patient ID Re-attending between 3 & 9 months - Children	2,168	3,544	61.2%	61.8%	61.1%	58.8%
% of FP17s for the same patient ID Re-attending between 3 & 9 months - Adults	5,957	10,166	58.6%	52.4%	52.3%	51.1%
% of FP17s for Band 1 Urgent Courses	919	12,638	7.3%	8.3%	9.5%	9.0%
% of FP17s Relating to Free Repair or Replacements	42	12,638	0.3%	0.7%	0.7%	0.8%
% of FP17s Relating to Continuations	57	12,638	0.5%	0.8%	0.8%	0.9%
% of Patients satisfied with the dentistry they have received	23	26	88.5%	94.1%	93.6%	93.3%
% of Patients satisfied with the time they had to wait for an appointment	26	26	100.0%	88.8%	88.8%	88.9%

\* This is based on patients treated on this contract for their most recent course of treatment. Figures in italics indicate the base number of FP17s or Patient Questionnaire responses are less than 100. N/A is shown where the base number of responses is less than 10 during the period. % is calculated as Quantity/Base number\*100

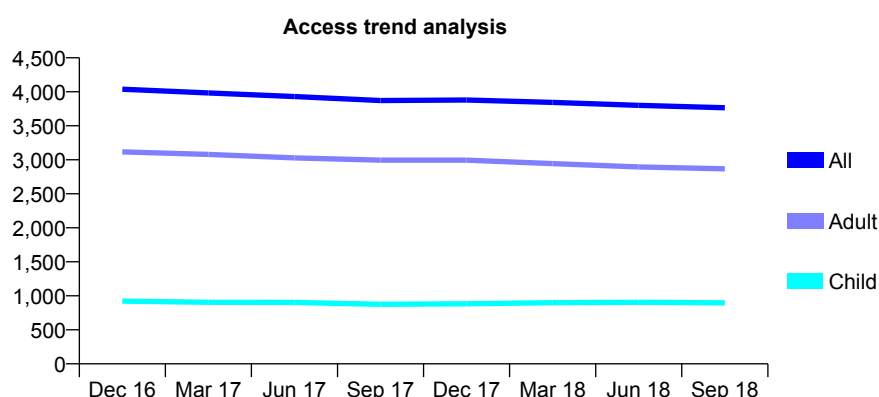
# Q64 - Vital Signs At a Glance Contract Report for 676381/0001 - September 2018

Name or company name	Syed & Mekala
Contract type name	GDS Contract
Purpose of contract	General
Contract start date	01/04/2006
Contract end date	

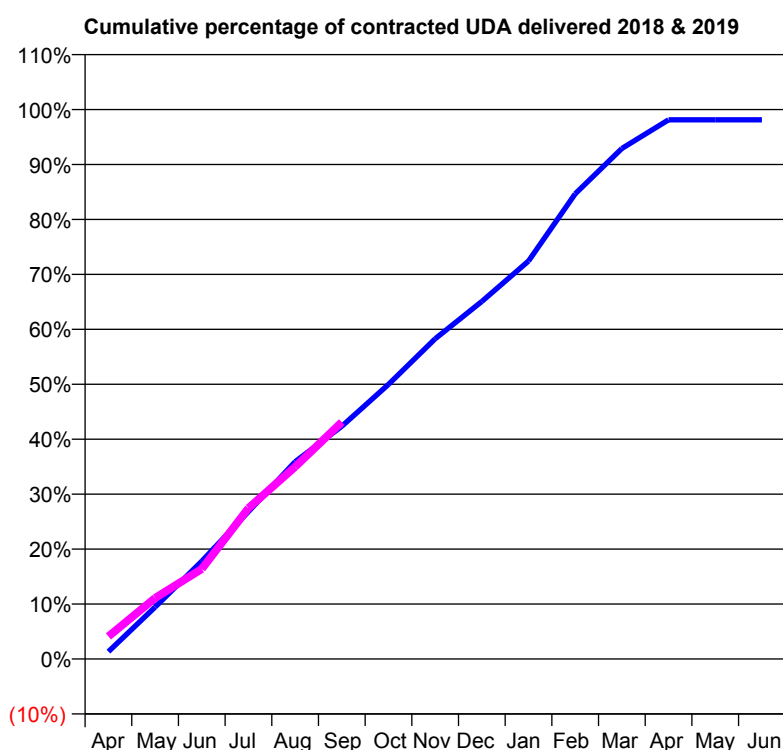
18/19 Contracted general activity (UDA)	13,000
Carry forward general activity (UDA)	0
18/19 Contracted orthodontic activity (UOA)	0
Carry forward orthodontic activity (UOA)	0
Baseline contract value	£299,079.57

## ACCESS\*

Patients seen in 24 months	Total	Change since previous quarter
Quarter ending September 2017	3,871	
Quarter ending December 2017	3,880	→
Quarter ending March 2018	3,844	→
Quarter ending June 2018	3,800	↓
Quarter ending September 2018	3,765	→
<b>Variance since September 2017</b>	<b>(2.7%)</b>	<b>↓</b>



## ACTIVITY



Adjusted Scheduled Activity (UDA)		
Month	2018	2019
April	176	536
May	1,229	1,442
June	2,313	2,132
July	3,488	3,570
August	4,668	4,547
September	5,506	5,603
October	6,496	
November	7,575	
December	8,459	
January	9,415	
February	11,006	
March	12,078	
April	12,757	
May	12,757	
June	12,757	

## QUALITY

	Quantity	Base Number	Contract	AT	Region	England
% of FP17s for the same patient ID Re-attending within 3 months - Children	43	756	5.7%	8.7%	11.1%	11.6%
% of FP17s for the same patient ID Re-attending within 3 months - Adults	357	2,317	15.4%	13.1%	15.3%	15.5%
% of FP17s for the same patient ID Re-attending between 3 & 9 months - Children	516	756	68.3%	61.8%	61.1%	58.8%
% of FP17s for the same patient ID Re-attending between 3 & 9 months - Adults	1,467	2,317	63.3%	52.4%	52.3%	51.1%
% of FP17s for Band 1 Urgent Courses	219	2,820	7.8%	8.3%	9.5%	9.0%
% of FP17s Relating to Free Repair or Replacements	21	2,820	0.7%	0.7%	0.7%	0.8%
% of FP17s Relating to Continuations	20	2,820	0.7%	0.8%	0.8%	0.9%
% of Patients satisfied with the dentistry they have received	7	8	N/A	94.1%	93.6%	93.3%
% of Patients satisfied with the time they had to wait for an appointment	6	8	N/A	88.8%	88.8%	88.9%

\* This is based on patients treated on this contract for their most recent course of treatment. Figures in italics indicate the base number of FP17s or Patient Questionnaire responses are less than 100. N/A is shown where the base number of responses is less than 10 during the period. % is calculated as Quantity/Base number\*100



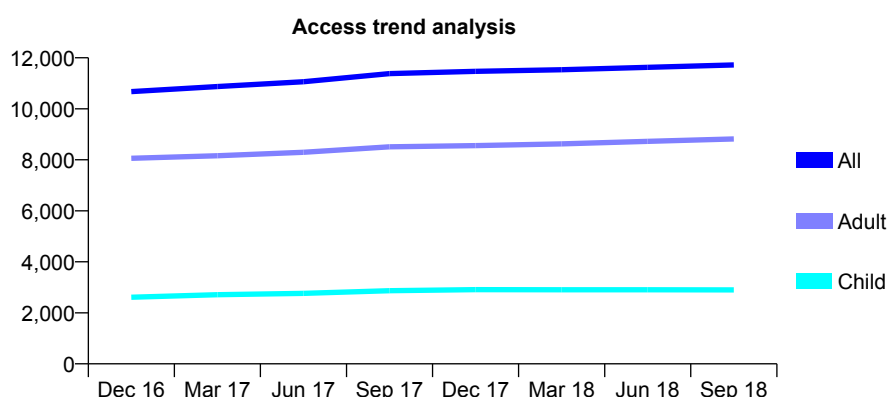
# Q64 - Vital Signs At a Glance Contract Report for 678570/0001 - September 2018

Name or company name	MISS EL FOX
Contract type name	GDS Contract
Purpose of contract	General
Contract start date	01/06/2008
Contract end date	

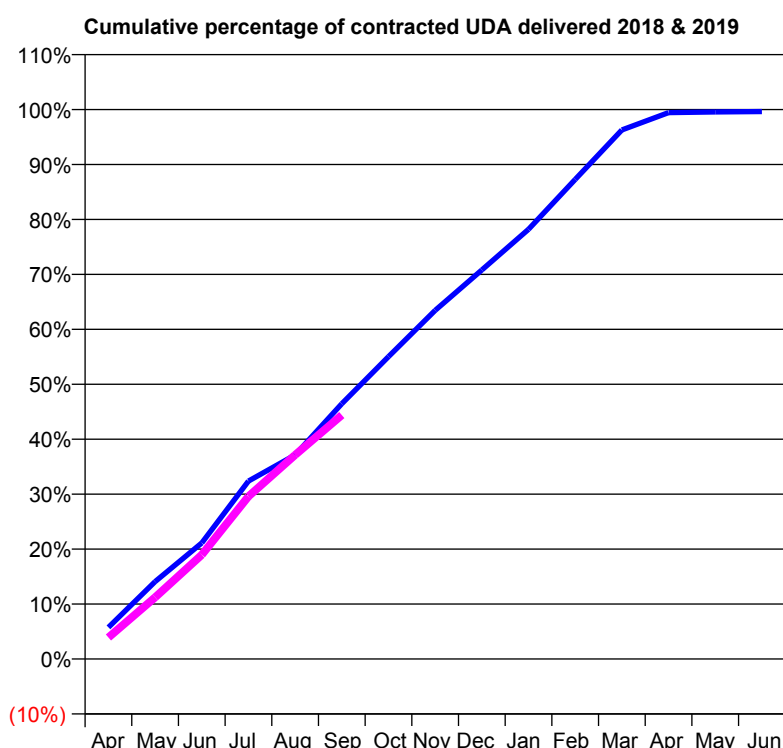
18/19 Contracted general activity (UDA)	29,547
Carry forward general activity (UDA)	0
18/19 Contracted orthodontic activity (UOA)	0
Carry forward orthodontic activity (UOA)	0
Baseline contract value	£737,927.15

## ACCESS\*

Patients seen in 24 months	Total	Change since previous quarter
Quarter ending September 2017	11,378	
Quarter ending December 2017	11,468	→
Quarter ending March 2018	11,531	→
Quarter ending June 2018	11,628	→
Quarter ending September 2018	11,718	→
<b>Variance since September 2017</b>	<b>3.0%</b>	<b>↑</b>



## ACTIVITY



Adjusted Scheduled Activity (UDA)		
Month	2018	2019
April	1,746	1,157
May	4,271	3,318
June	6,403	5,604
July	9,814	8,741
August	11,257	10,974
September	14,085	13,121
October	16,680	
November	19,231	
December	21,462	
January	23,705	
February	26,459	
March	29,188	
April	30,140	
May	30,177	
June	30,202	

## QUALITY

	Quantity	Base Number	Contract	AT	Region	England
% of FP17s for the same patient ID Re-attending within 3 months - Children	131	2,285	5.7%	8.7%	11.1%	11.6%
% of FP17s for the same patient ID Re-attending within 3 months - Adults	649	6,047	10.7%	13.1%	15.3%	15.5%
% of FP17s for the same patient ID Re-attending between 3 & 9 months - Children	1,598	2,285	69.9%	61.8%	61.1%	58.8%
% of FP17s for the same patient ID Re-attending between 3 & 9 months - Adults	3,400	6,047	56.2%	52.4%	52.3%	51.1%
% of FP17s for Band 1 Urgent Courses	668	7,741	8.6%	8.3%	9.5%	9.0%
% of FP17s Relating to Free Repair or Replacements	40	7,741	0.5%	0.7%	0.7%	0.8%
% of FP17s Relating to Continuations	8	7,741	0.1%	0.8%	0.8%	0.9%
% of Patients satisfied with the dentistry they have received	10	10	100.0%	94.1%	93.6%	93.3%
% of Patients satisfied with the time they had to wait for an appointment	9	10	90.0%	88.8%	88.8%	88.9%

\* This is based on patients treated on this contract for their most recent course of treatment. Figures in italics indicate the base number of FP17s or Patient Questionnaire responses are less than 100. N/A is shown where the base number of responses is less than 10 during the period. % is calculated as Quantity/Base number\*100

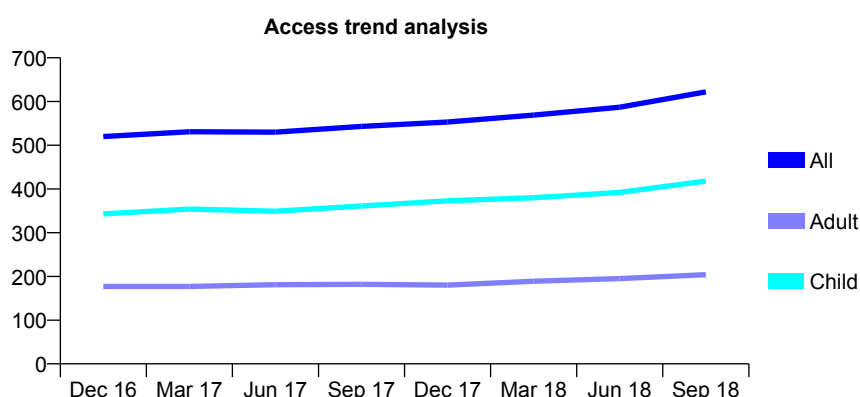
# Q64 - Vital Signs At a Glance Contract Report for 682586/0003 - September 2018

Name or company name	MR EJ LOCKE
Contract type name	GDS Contract
Purpose of contract	General
Contract start date	01/02/2014
Contract end date	

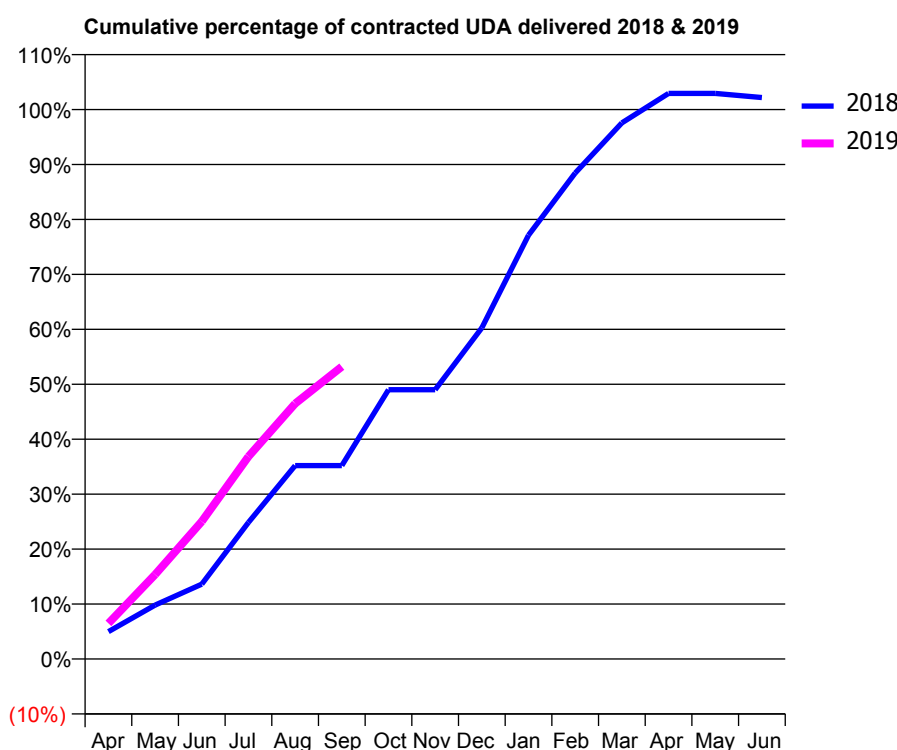
18/19 Contracted general activity (UDA)	1,350
Carry forward general activity (UDA)	0
18/19 Contracted orthodontic activity (UOA)	0
Carry forward orthodontic activity (UOA)	0
Baseline contract value	£41,482.56

## ACCESS\*

Patients seen in 24 months	Total	Change since previous quarter
Quarter ending September 2017	543	
Quarter ending December 2017	553	→
Quarter ending March 2018	569	↑
Quarter ending June 2018	587	↑
Quarter ending September 2018	622	↑
<b>Variance since September 2017</b>	<b>14.5%</b>	<b>↑</b>



## ACTIVITY



Month	Adjusted Scheduled Activity (UDA)	
	2018	2019
April	67	88
May	132	208
June	184	338
July	336	497
August	475	628
September	475	718
October	662	
November	662	
December	814	
January	1,041	
February	1,194	
March	1,317	
April	1,389	
May	1,389	
June	1,379	

## QUALITY

	Quantity	Base Number	Contract	AT	Region	England
% of FP17s for the same patient ID Re-attending within 3 months - Children	17	340	5.0%	8.7%	11.1%	11.6%
% of FP17s for the same patient ID Re-attending within 3 months - Adults	21	128	16.4%	13.1%	15.3%	15.5%
% of FP17s for the same patient ID Re-attending between 3 & 9 months - Children	220	340	64.7%	61.8%	61.1%	58.8%
% of FP17s for the same patient ID Re-attending between 3 & 9 months - Adults	56	128	43.8%	52.4%	52.3%	51.1%
% of FP17s for Band 1 Urgent Courses	41	425	9.6%	8.3%	9.5%	9.0%
% of FP17s Relating to Free Repair or Replacements	1	425	0.2%	0.7%	0.7%	0.8%
% of FP17s Relating to Continuations	0	425	0.0%	0.8%	0.8%	0.9%
% of Patients satisfied with the dentistry they have received	0	0	N/A	94.1%	93.6%	93.3%
% of Patients satisfied with the time they had to wait for an appointment	0	0	N/A	88.8%	88.8%	88.9%

\* This is based on patients treated on this contract for their most recent course of treatment. Figures in italics indicate the base number of FP17s or Patient Questionnaire responses are less than 100. N/A is shown where the base number of responses is less than 10 during the period. % is calculated as Quantity/Base number\*100

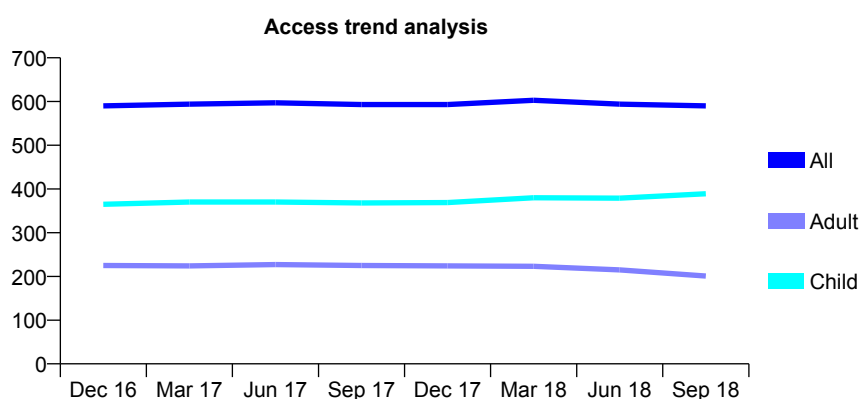
## Q64 - Vital Signs At a Glance Contract Report for 685046/0001 - September 2018

Name or company name	MR DJ MORLEY
Contract type name	GDS Contract
Purpose of contract	General
Contract start date	01/04/2006
Contract end date	

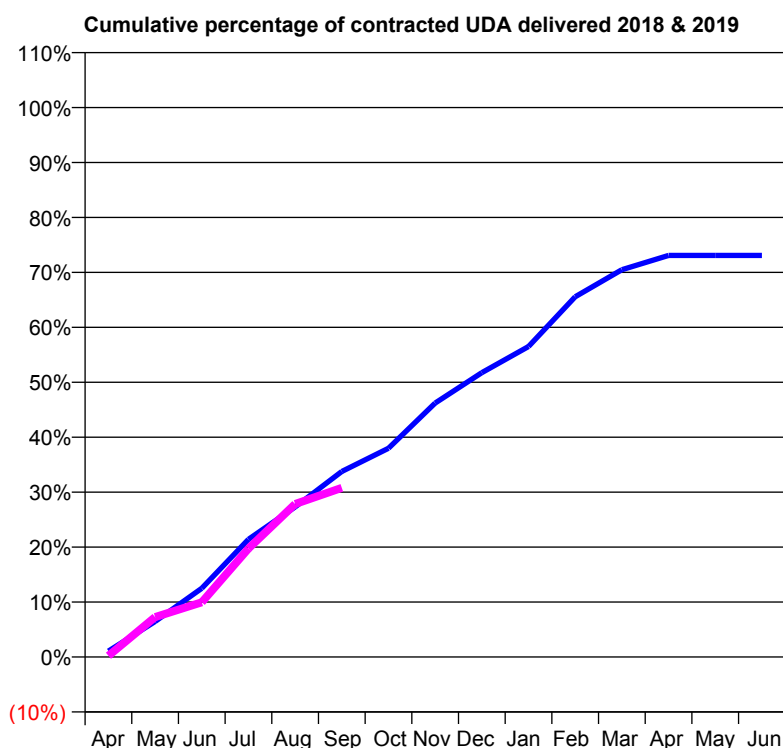
18/19 Contracted general activity (UDA)	1,750
Carry forward general activity (UDA)	0
18/19 Contracted orthodontic activity (UOA)	0
Carry forward orthodontic activity (UOA)	0
Baseline contract value	£39,393.73

### ACCESS\*

Patients seen in 24 months	Total	Change since previous quarter
Quarter ending September 2017	593	
Quarter ending December 2017	593	→
Quarter ending March 2018	603	→
Quarter ending June 2018	594	↓
Quarter ending September 2018	590	→
<b>Variance since September 2017</b>	<b>(0.5%)</b>	<b>→</b>



### ACTIVITY



Adjusted Scheduled Activity (UDA)		
Month	2018	2019
April	19	4
May	113	127
June	219	174
July	375	345
August	478	487
September	591	539
October	665	
November	809	
December	906	
January	989	
February	1,147	
March	1,234	
April	1,279	
May	1,279	
June	1,279	

### QUALITY

	Quantity	Base Number	Contract	AT	Region	England
% of FP17s for the same patient ID Re-attending within 3 months - Children	12	289	4.2%	8.7%	11.1%	11.6%
% of FP17s for the same patient ID Re-attending within 3 months - Adults	7	101	6.9%	13.1%	15.3%	15.5%
% of FP17s for the same patient ID Re-attending between 3 & 9 months - Children	180	289	62.3%	61.8%	61.1%	58.8%
% of FP17s for the same patient ID Re-attending between 3 & 9 months - Adults	51	101	50.5%	52.4%	52.3%	51.1%
% of FP17s for Band 1 Urgent Courses	13	348	3.7%	8.3%	9.5%	9.0%
% of FP17s Relating to Free Repair or Replacements	0	348	0.0%	0.7%	0.7%	0.8%
% of FP17s Relating to Continuations	0	348	0.0%	0.8%	0.8%	0.9%
% of Patients satisfied with the dentistry they have received	0	0	N/A	94.1%	93.6%	93.3%
% of Patients satisfied with the time they had to wait for an appointment	0	0	N/A	88.8%	88.8%	88.9%

\* This is based on patients treated on this contract for their most recent course of treatment. Figures in italics indicate the base number of FP17s or Patient Questionnaire responses are less than 100. N/A is shown where the base number of responses is less than 10 during the period. % is calculated as Quantity/Base number\*100

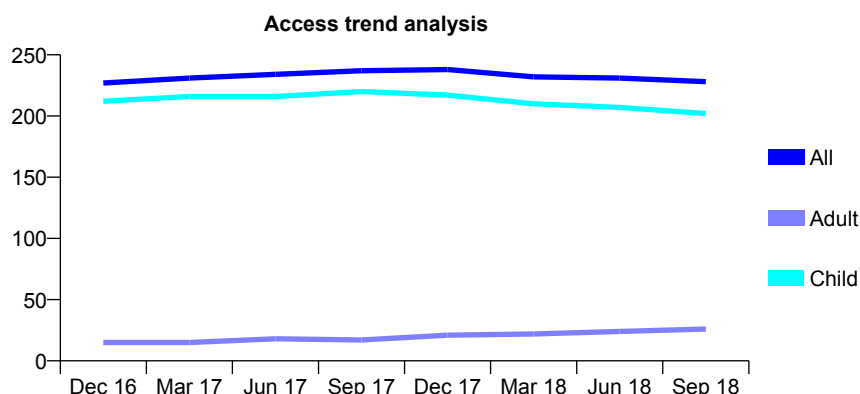
## Q64 - Vital Signs At a Glance Contract Report for 685240/0001 - September 2018

Name or company name	MR OC GUY
Contract type name	GDS Contract
Purpose of contract	General
Contract start date	01/04/2006
Contract end date	

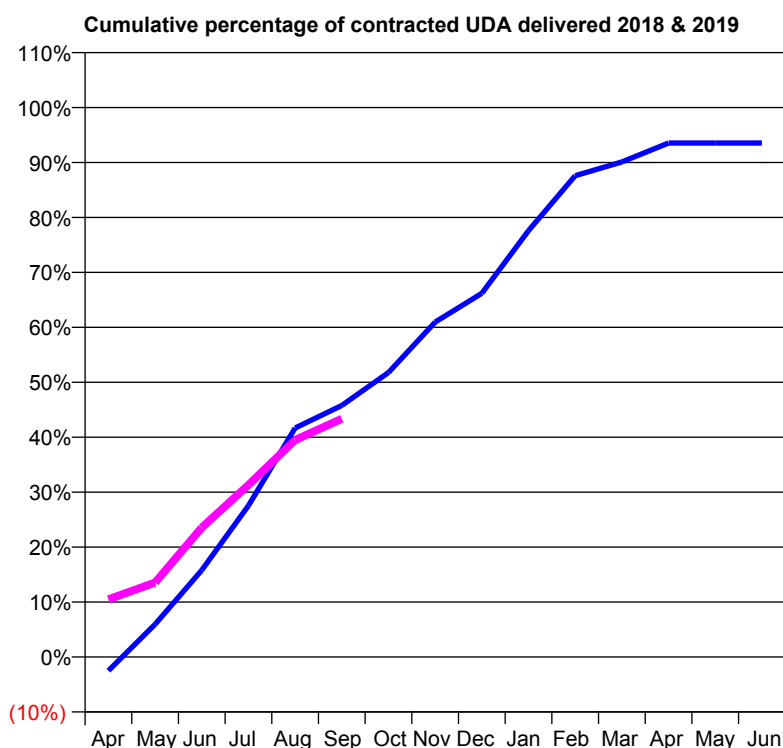
18/19 Contracted general activity (UDA)	440
Carry forward general activity (UDA)	0
18/19 Contracted orthodontic activity (UOA)	0
Carry forward orthodontic activity (UOA)	0
Baseline contract value	£10,439.35

### ACCESS\*

Patients seen in 24 months	Total	Change since previous quarter
Quarter ending September 2017	237	
Quarter ending December 2017	238	→
Quarter ending March 2018	232	↓
Quarter ending June 2018	231	→
Quarter ending September 2018	228	↓
<b>Variance since September 2017</b>	<b>(3.8%)</b>	<b>↓</b>



### ACTIVITY



Adjusted Scheduled Activity (UDA)		
Month	2018	2019
April	-11	46
May	26	60
June	70	104
July	121	138
August	183	174
September	201	191
October	228	
November	268	
December	291	
January	341	
February	385	
March	396	
April	412	
May	412	
June	412	

### QUALITY

	Quantity	Base Number	Contract	AT	Region	England
% of FP17s for the same patient ID Re-attending within 3 months - Children	6	167	3.6%	8.7%	11.1%	11.6%
% of FP17s for the same patient ID Re-attending within 3 months - Adults	0	12	0.0%	13.1%	15.3%	15.5%
% of FP17s for the same patient ID Re-attending between 3 & 9 months - Children	119	167	71.3%	61.8%	61.1%	58.8%
% of FP17s for the same patient ID Re-attending between 3 & 9 months - Adults	12	12	100.0%	52.4%	52.3%	51.1%
% of FP17s for Band 1 Urgent Courses	4	164	2.4%	8.3%	9.5%	9.0%
% of FP17s Relating to Free Repair or Replacements	0	164	0.0%	0.7%	0.7%	0.8%
% of FP17s Relating to Continuations	0	164	0.0%	0.8%	0.8%	0.9%
% of Patients satisfied with the dentistry they have received	0	0	N/A	94.1%	93.6%	93.3%
% of Patients satisfied with the time they had to wait for an appointment	0	0	N/A	88.8%	88.8%	88.9%

\* This is based on patients treated on this contract for their most recent course of treatment. Figures in italics indicate the base number of FP17s or Patient Questionnaire responses are less than 100. N/A is shown where the base number of responses is less than 10 during the period. % is calculated as Quantity/Base number\*100

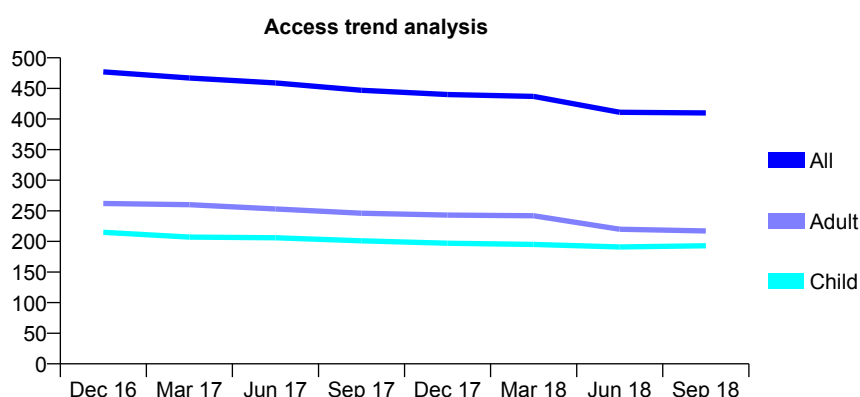
## Q64 - Vital Signs At a Glance Contract Report for 725676/0003 - September 2018

Name or company name	MRS MN PICKARD
Contract type name	GDS Contract
Purpose of contract	General
Contract start date	02/04/2010
Contract end date	

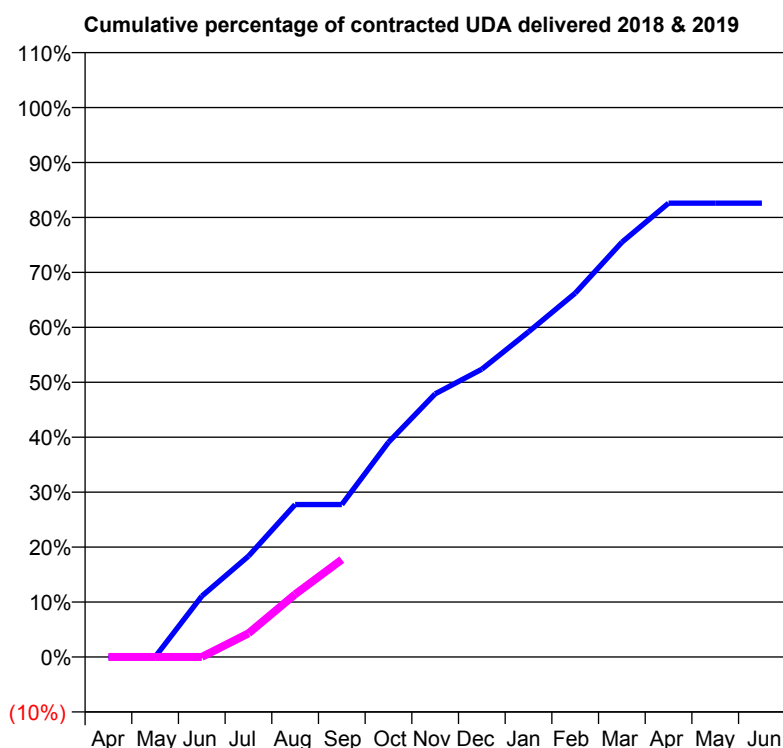
18/19 Contracted general activity (UDA)	1,700
Carry forward general activity (UDA)	0
18/19 Contracted orthodontic activity (UOA)	0
Carry forward orthodontic activity (UOA)	0
Baseline contract value	£35,553.44

### ACCESS\*

Patients seen in 24 months	Total	Change since previous quarter
Quarter ending September 2017	447	
Quarter ending December 2017	440	↓
Quarter ending March 2018	437	→
Quarter ending June 2018	411	↓
Quarter ending September 2018	410	→
<b>Variance since September 2017</b>	<b>(8.3%)</b>	<b>↓</b>



### ACTIVITY



Adjusted Scheduled Activity (UDA)		
Month	2018	2019
April	0	0
May	0	0
June	188	0
July	312	73
August	472	194
September	472	301
October	664	
November	814	
December	890	
January	1,006	
February	1,126	
March	1,283	
April	1,404	
May	1,404	
June	1,404	

### QUALITY

	Quantity	Base Number	Contract	AT	Region	England
% of FP17s for the same patient ID Re-attending within 3 months - Children	21	154	13.6%	8.7%	11.1%	11.6%
% of FP17s for the same patient ID Re-attending within 3 months - Adults	63	157	40.1%	13.1%	15.3%	15.5%
% of FP17s for the same patient ID Re-attending between 3 & 9 months - Children	97	154	63.0%	61.8%	61.1%	58.8%
% of FP17s for the same patient ID Re-attending between 3 & 9 months - Adults	70	157	44.6%	52.4%	52.3%	51.1%
% of FP17s for Band 1 Urgent Courses	15	243	6.2%	8.3%	9.5%	9.0%
% of FP17s Relating to Free Repair or Replacements	0	243	0.0%	0.7%	0.7%	0.8%
% of FP17s Relating to Continuations	0	243	0.0%	0.8%	0.8%	0.9%
% of Patients satisfied with the dentistry they have received	0	0	N/A	94.1%	93.6%	93.3%
% of Patients satisfied with the time they had to wait for an appointment	0	0	N/A	88.8%	88.8%	88.9%

\* This is based on patients treated on this contract for their most recent course of treatment. Figures in italics indicate the base number of FP17s or Patient Questionnaire responses are less than 100. N/A is shown where the base number of responses is less than 10 during the period. % is calculated as Quantity/Base number\*100

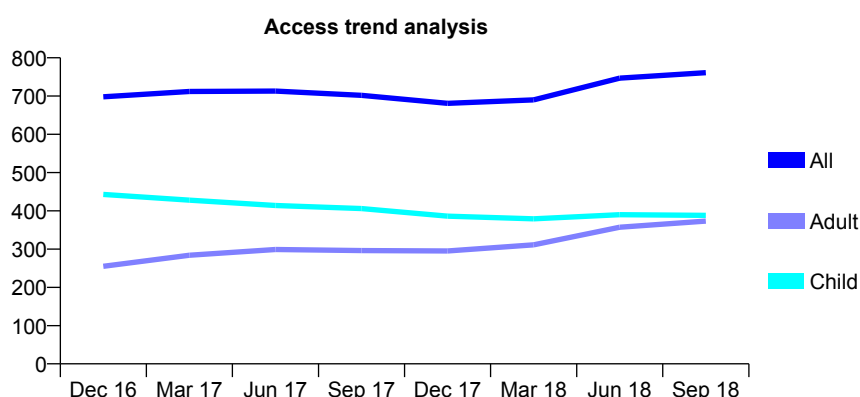
# Q64 - Vital Signs At a Glance Contract Report for 731633/0001 - September 2018

Name or company name	MR PJ COOKE
Contract type name	GDS Contract
Purpose of contract	General and Orthodontic
Contract start date	01/04/2006
Contract end date	

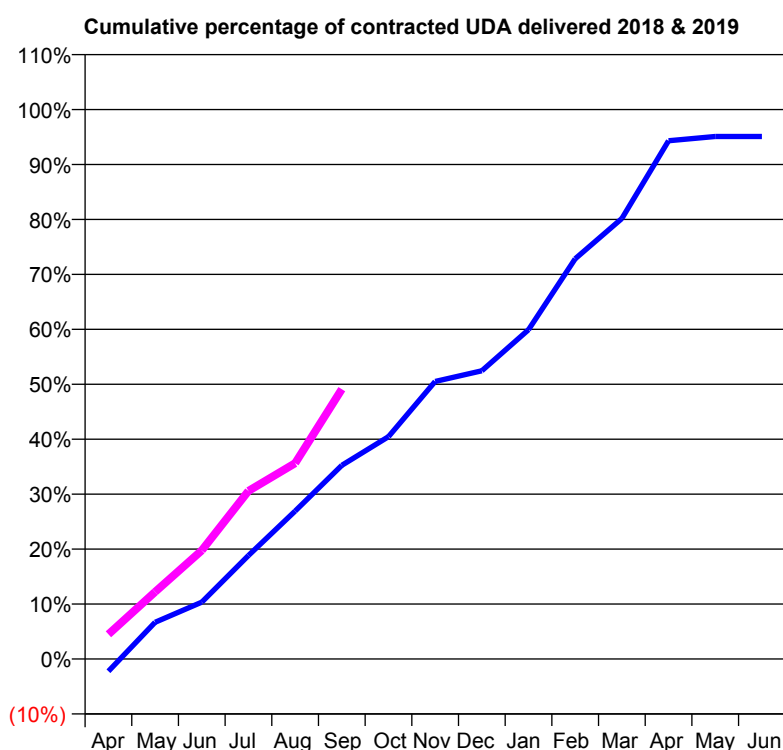
18/19 Contracted general activity (UDA)	1,285
Carry forward general activity (UDA)	0
18/19 Contracted orthodontic activity (UOA)	1,200
Carry forward orthodontic activity (UOA)	0
Baseline contract value	£105,559.06

## ACCESS\*

Patients seen in 24 months	Total	Change since previous quarter
Quarter ending September 2017	702	
Quarter ending December 2017	681	↓
Quarter ending March 2018	690	→
Quarter ending June 2018	747	↑
Quarter ending September 2018	761	→
<b>Variance since September 2017</b>	<b>8.4%</b>	<b>↑</b>



## ACTIVITY



Adjusted Scheduled Activity (UDA)		
Month	2018	2019
April	-29	58
May	86	157
June	133	254
July	242	393
August	346	458
September	453	631
October	520	
November	649	
December	674	
January	770	
February	936	
March	1,030	
April	1,212	
May	1,222	
June	1,222	

## QUALITY

	Quantity	Base Number	Contract	AT	Region	England
% of FP17s for the same patient ID Re-attending within 3 months - Children	28	337	8.3%	8.7%	11.1%	11.6%
% of FP17s for the same patient ID Re-attending within 3 months - Adults	8	189	4.2%	13.1%	15.3%	15.5%
% of FP17s for the same patient ID Re-attending between 3 & 9 months - Children	155	337	46.0%	61.8%	61.1%	58.8%
% of FP17s for the same patient ID Re-attending between 3 & 9 months - Adults	53	189	28.0%	52.4%	52.3%	51.1%
% of FP17s for Band 1 Urgent Courses	0	351	0.0%	8.3%	9.5%	9.0%
% of FP17s Relating to Free Repair or Replacements	0	351	0.0%	0.7%	0.7%	0.8%
% of FP17s Relating to Continuations	4	351	1.1%	0.8%	0.8%	0.9%
% of Patients satisfied with the dentistry they have received	1	1	N/A	94.1%	93.6%	93.3%
% of Patients satisfied with the time they had to wait for an appointment	1	1	N/A	88.8%	88.8%	88.9%

\* This is based on patients treated on this contract for their most recent course of treatment. Figures in italics indicate the base number of FP17s or Patient Questionnaire responses are less than 100. N/A is shown where the base number of responses is less than 10 during the period. % is calculated as Quantity/Base number\*100

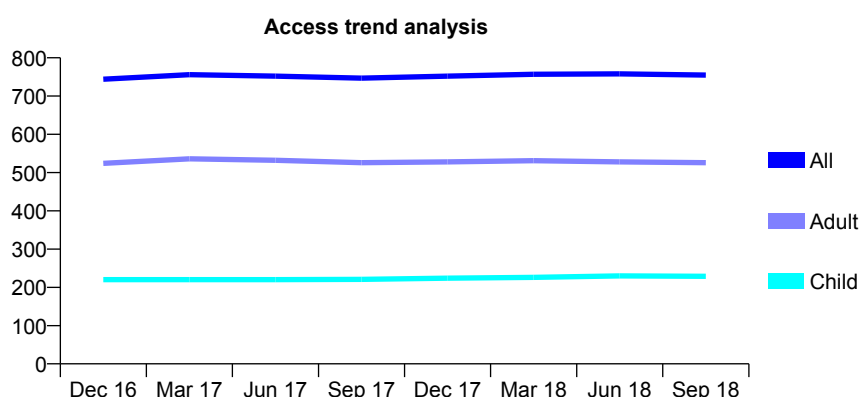
# Q64 - Vital Signs At a Glance Contract Report for 736716/0001 - September 2018

Name or company name	MRS J ROBSON
Contract type name	GDS Contract
Purpose of contract	General
Contract start date	01/04/2006
Contract end date	

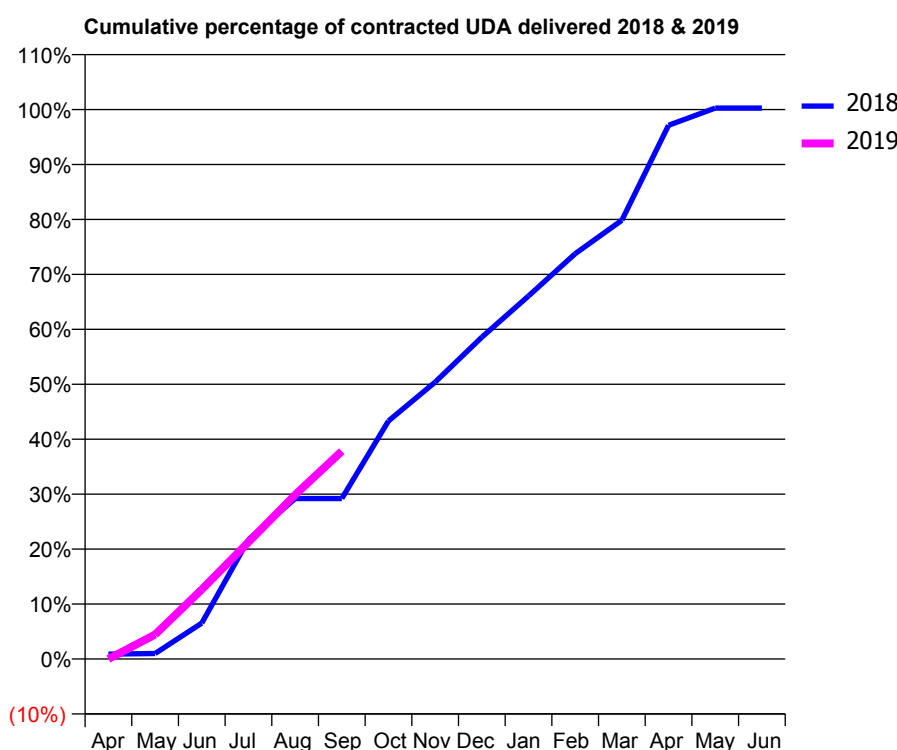
18/19 Contracted general activity (UDA)	1,800
Carry forward general activity (UDA)	0
18/19 Contracted orthodontic activity (UOA)	0
Carry forward orthodontic activity (UOA)	0
Baseline contract value	£48,797.52

## ACCESS\*

Patients seen in 24 months	Total	Change since previous quarter
Quarter ending September 2017	747	
Quarter ending December 2017	752	→
Quarter ending March 2018	757	→
Quarter ending June 2018	758	→
Quarter ending September 2018	755	→
<b>Variance since September 2017</b>	<b>1.1%</b>	<b>→</b>



## ACTIVITY



Adjusted Scheduled Activity (UDA)		
Month	2018	2019
April	16	0
May	18	80
June	118	228
July	391	383
August	526	538
September	526	681
October	780	
November	907	
December	1,054	
January	1,189	
February	1,328	
March	1,437	
April	1,748	
May	1,805	
June	1,805	

## QUALITY

	Quantity	Base Number	Contract	AT	Region	England
% of FP17s for the same patient ID Re-attending within 3 months - Children	5	188	2.7%	8.7%	11.1%	11.6%
% of FP17s for the same patient ID Re-attending within 3 months - Adults	50	440	11.4%	13.1%	15.3%	15.5%
% of FP17s for the same patient ID Re-attending between 3 & 9 months - Children	139	188	73.9%	61.8%	61.1%	58.8%
% of FP17s for the same patient ID Re-attending between 3 & 9 months - Adults	299	440	68.0%	52.4%	52.3%	51.1%
% of FP17s for Band 1 Urgent Courses	18	407	4.4%	8.3%	9.5%	9.0%
% of FP17s Relating to Free Repair or Replacements	0	407	0.0%	0.7%	0.7%	0.8%
% of FP17s Relating to Continuations	3	407	0.7%	0.8%	0.8%	0.9%
% of Patients satisfied with the dentistry they have received	0	0	N/A	94.1%	93.6%	93.3%
% of Patients satisfied with the time they had to wait for an appointment	0	0	N/A	88.8%	88.8%	88.9%

\* This is based on patients treated on this contract for their most recent course of treatment. Figures in italics indicate the base number of FP17s or Patient Questionnaire responses are less than 100. N/A is shown where the base number of responses is less than 10 during the period. % is calculated as Quantity/Base number\*100



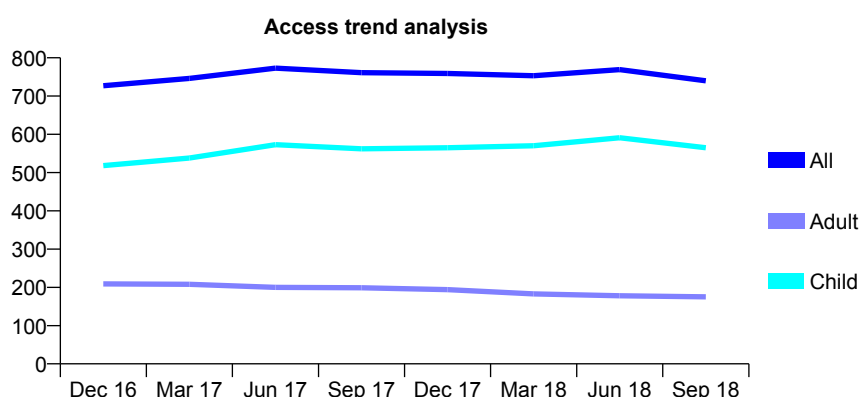
# Q64 - Vital Signs At a Glance Contract Report for 737704/0002 - September 2018

Name or company name	MR AC MILLER
Contract type name	GDS Contract
Purpose of contract	General
Contract start date	01/04/2006
Contract end date	

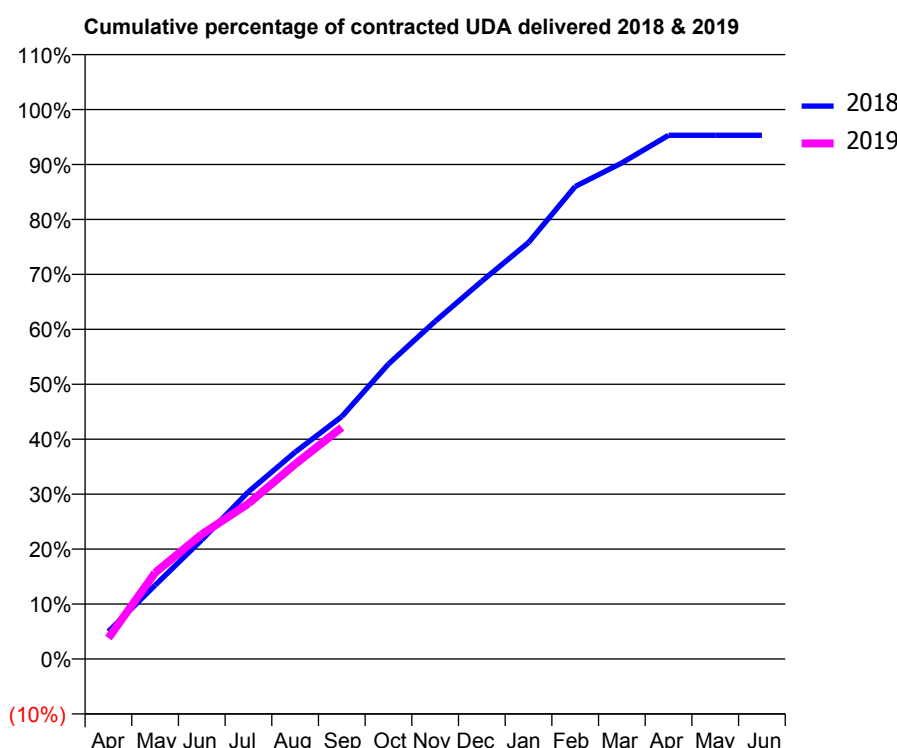
18/19 Contracted general activity (UDA)	1,435
Carry forward general activity (UDA)	0
18/19 Contracted orthodontic activity (UOA)	0
Carry forward orthodontic activity (UOA)	0
Baseline contract value	£31,700.34

## ACCESS\*

Patients seen in 24 months	Total	Change since previous quarter
Quarter ending September 2017	761	
Quarter ending December 2017	759	→
Quarter ending March 2018	753	→
Quarter ending June 2018	769	↑
Quarter ending September 2018	740	↓
<b>Variance since September 2017</b>	<b>(2.8%)</b>	<b>↓</b>



## ACTIVITY



Adjusted Scheduled Activity (UDA)		
Month	2018	2019
April	72	55
May	193	225
June	311	326
July	437	406
August	540	509
September	633	605
October	770	
November	882	
December	987	
January	1,088	
February	1,234	
March	1,296	
April	1,368	
May	1,368	
June	1,368	

## QUALITY

	Quantity	Base Number	Contract	AT	Region	England
% of FP17s for the same patient ID Re-attending within 3 months - Children	22	462	4.8%	8.7%	11.1%	11.6%
% of FP17s for the same patient ID Re-attending within 3 months - Adults	7	78	9.0%	13.1%	15.3%	15.5%
% of FP17s for the same patient ID Re-attending between 3 & 9 months - Children	254	462	55.0%	61.8%	61.1%	58.8%
% of FP17s for the same patient ID Re-attending between 3 & 9 months - Adults	39	78	50.0%	52.4%	52.3%	51.1%
% of FP17s for Band 1 Urgent Courses	38	487	7.8%	8.3%	9.5%	9.0%
% of FP17s Relating to Free Repair or Replacements	0	487	0.0%	0.7%	0.7%	0.8%
% of FP17s Relating to Continuations	4	487	0.8%	0.8%	0.8%	0.9%
% of Patients satisfied with the dentistry they have received	0	0	N/A	94.1%	93.6%	93.3%
% of Patients satisfied with the time they had to wait for an appointment	0	0	N/A	88.8%	88.8%	88.9%

\* This is based on patients treated on this contract for their most recent course of treatment. Figures in italics indicate the base number of FP17s or Patient Questionnaire responses are less than 100. N/A is shown where the base number of responses is less than 10 during the period. % is calculated as Quantity/Base number\*100

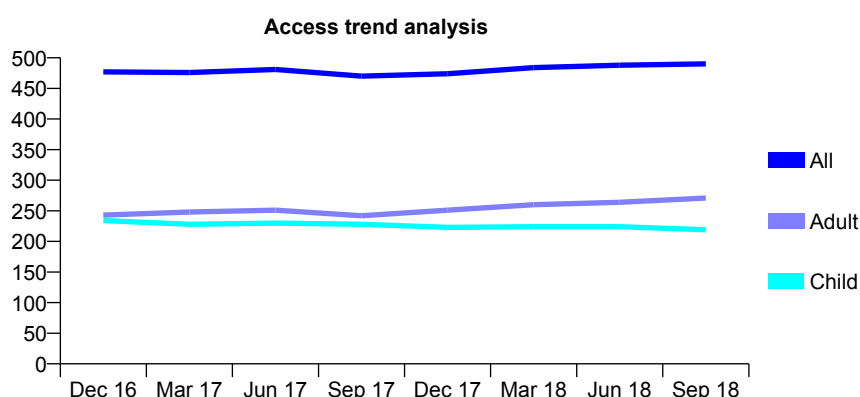
## Q64 - Vital Signs At a Glance Contract Report for 740594/0001 - September 2018

Name or company name	MISS JM HAYES
Contract type name	GDS Contract
Purpose of contract	General
Contract start date	01/04/2006
Contract end date	

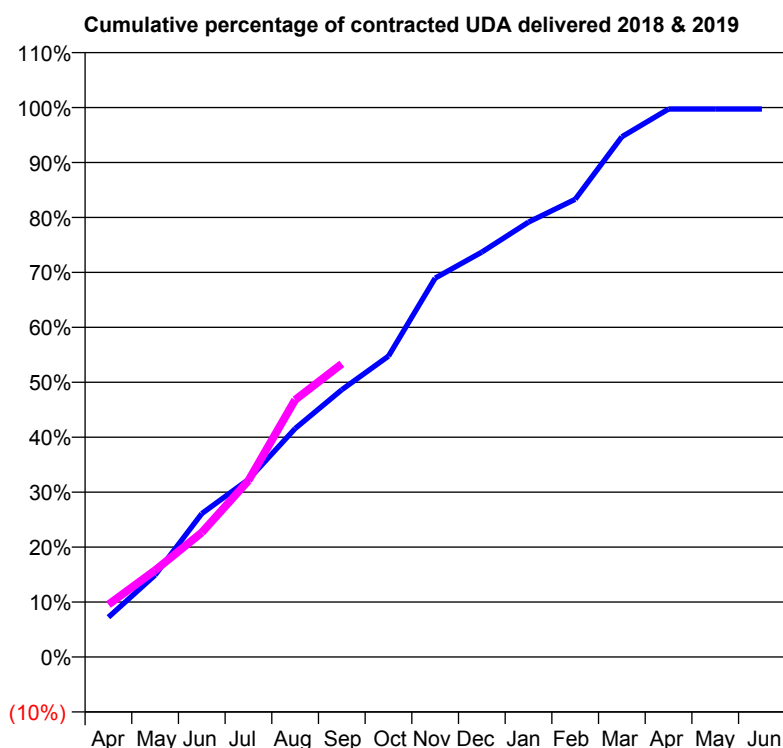
18/19 Contracted general activity (UDA)	998
Carry forward general activity (UDA)	0
18/19 Contracted orthodontic activity (UOA)	0
Carry forward orthodontic activity (UOA)	0
Baseline contract value	£21,004.23

### ACCESS\*

Patients seen in 24 months	Total	Change since previous quarter
Quarter ending September 2017	470	
Quarter ending December 2017	474	→
Quarter ending March 2018	484	↑
Quarter ending June 2018	488	→
Quarter ending September 2018	490	→
<b>Variance since September 2017</b>	<b>4.3%</b>	<b>↑</b>



### ACTIVITY



Adjusted Scheduled Activity (UDA)		
Month	2018	2019
April	72	95
May	149	158
June	260	226
July	322	321
August	415	467
September	485	532
October	547	
November	688	
December	735	
January	790	
February	831	
March	945	
April	995	
May	995	
June	995	

### QUALITY

	Quantity	Base Number	Contract	AT	Region	England
% of FP17s for the same patient ID Re-attending within 3 months - Children	4	164	2.4%	8.7%	11.1%	11.6%
% of FP17s for the same patient ID Re-attending within 3 months - Adults	15	205	7.3%	13.1%	15.3%	15.5%
% of FP17s for the same patient ID Re-attending between 3 & 9 months - Children	69	164	42.1%	61.8%	61.1%	58.8%
% of FP17s for the same patient ID Re-attending between 3 & 9 months - Adults	115	205	56.1%	52.4%	52.3%	51.1%
% of FP17s for Band 1 Urgent Courses	12	339	3.5%	8.3%	9.5%	9.0%
% of FP17s Relating to Free Repair or Replacements	0	339	0.0%	0.7%	0.7%	0.8%
% of FP17s Relating to Continuations	0	339	0.0%	0.8%	0.8%	0.9%
% of Patients satisfied with the dentistry they have received	0	0	N/A	94.1%	93.6%	93.3%
% of Patients satisfied with the time they had to wait for an appointment	0	0	N/A	88.8%	88.8%	88.9%

\* This is based on patients treated on this contract for their most recent course of treatment. Figures in italics indicate the base number of FP17s or Patient Questionnaire responses are less than 100. N/A is shown where the base number of responses is less than 10 during the period. % is calculated as Quantity/Base number\*100

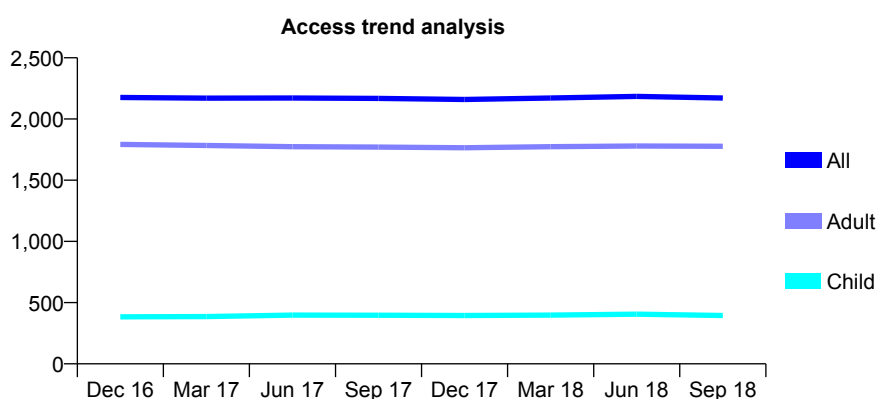
## Q64 - Vital Signs At a Glance Contract Report for 746363/0001 - September 2018

Name or company name	MR DM REID
Contract type name	GDS Contract
Purpose of contract	General
Contract start date	01/04/2006
Contract end date	

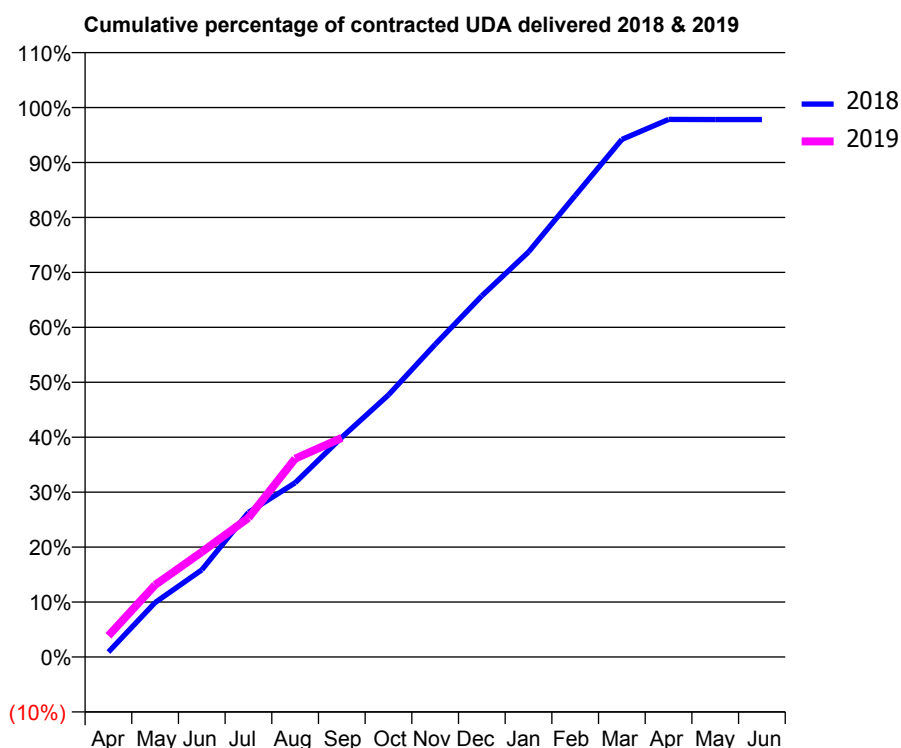
18/19 Contracted general activity (UDA)	6,136
Carry forward general activity (UDA)	0
18/19 Contracted orthodontic activity (UOA)	0
Carry forward orthodontic activity (UOA)	0
Baseline contract value	£206,175.18

### ACCESS\*

Patients seen in 24 months	Total	Change since previous quarter
Quarter ending September 2017	2,168	
Quarter ending December 2017	2,160	→
Quarter ending March 2018	2,172	→
Quarter ending June 2018	2,185	→
Quarter ending September 2018	2,172	→
<b>Variance since September 2017</b>	<b>0.2%</b>	<b>→</b>



### ACTIVITY



Adjusted Scheduled Activity (UDA)		
Month	2018	2019
April	56	238
May	609	805
June	972	1,173
July	1,615	1,553
August	1,945	2,215
September	2,454	2,447
October	2,926	
November	3,491	
December	4,032	
January	4,523	
February	5,152	
March	5,780	
April	6,003	
May	6,002	
June	6,002	

### QUALITY

	Quantity	Base Number	Contract	AT	Region	England
% of FP17s for the same patient ID Re-attending within 3 months - Children	38	324	11.7%	8.7%	11.1%	11.6%
% of FP17s for the same patient ID Re-attending within 3 months - Adults	176	1,228	14.3%	13.1%	15.3%	15.5%
% of FP17s for the same patient ID Re-attending between 3 & 9 months - Children	212	324	65.4%	61.8%	61.1%	58.8%
% of FP17s for the same patient ID Re-attending between 3 & 9 months - Adults	652	1,228	53.1%	52.4%	52.3%	51.1%
% of FP17s for Band 1 Urgent Courses	161	1,450	11.1%	8.3%	9.5%	9.0%
% of FP17s Relating to Free Repair or Replacements	12	1,450	0.8%	0.7%	0.7%	0.8%
% of FP17s Relating to Continuations	23	1,450	1.6%	0.8%	0.8%	0.9%
% of Patients satisfied with the dentistry they have received	3	3	N/A	94.1%	93.6%	93.3%
% of Patients satisfied with the time they had to wait for an appointment	3	3	N/A	88.8%	88.8%	88.9%

\* This is based on patients treated on this contract for their most recent course of treatment. Figures in italics indicate the base number of FP17s or Patient Questionnaire responses are less than 100. N/A is shown where the base number of responses is less than 10 during the period. % is calculated as Quantity/Base number\*100

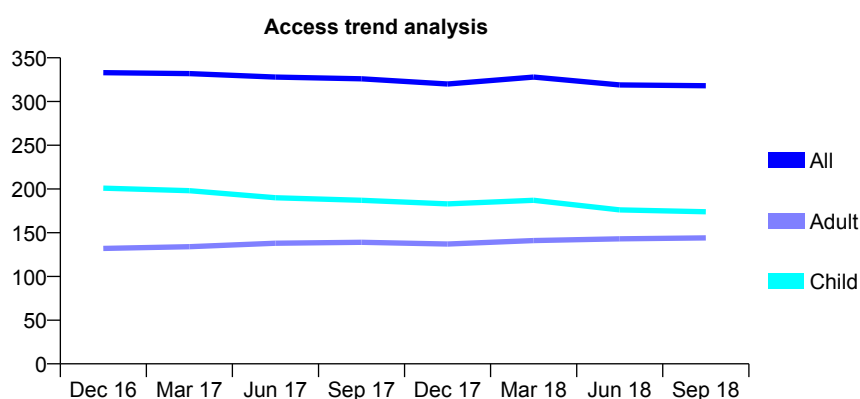
## Q64 - Vital Signs At a Glance Contract Report for 750050/0001 - September 2018

Name or company name	MR SJ GOODE
Contract type name	GDS Contract
Purpose of contract	General
Contract start date	01/04/2006
Contract end date	

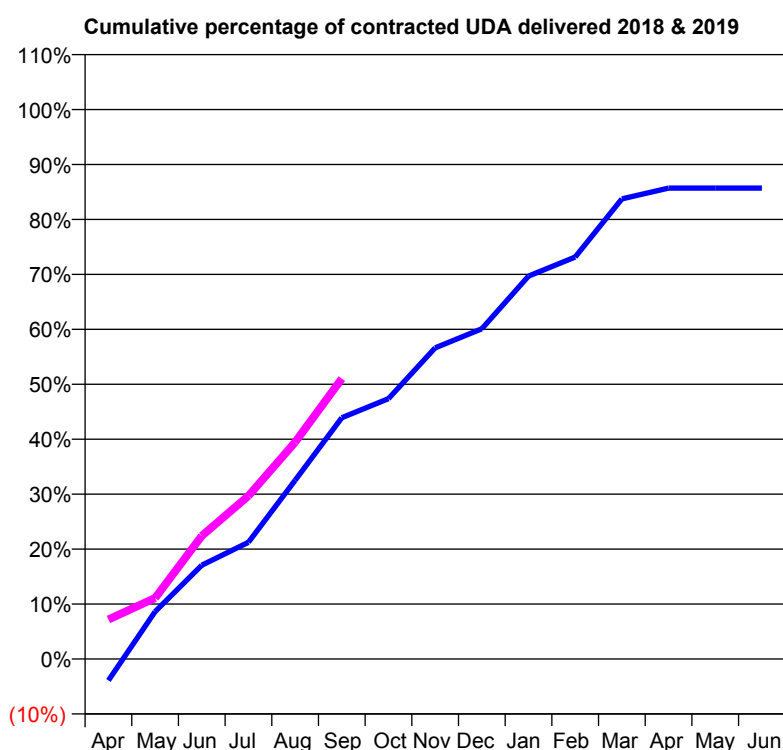
18/19 Contracted general activity (UDA)	1,125
Carry forward general activity (UDA)	0
18/19 Contracted orthodontic activity (UOA)	0
Carry forward orthodontic activity (UOA)	0
Baseline contract value	£30,409.95

### ACCESS\*

Patients seen in 24 months	Total	Change since previous quarter
Quarter ending September 2017	326	
Quarter ending December 2017	320	↓
Quarter ending March 2018	328	↑
Quarter ending June 2018	319	↓
Quarter ending September 2018	318	→
<b>Variance since September 2017</b>	<b>(2.5%)</b>	<b>↓</b>



### ACTIVITY



Adjusted Scheduled Activity (UDA)		
Month	2018	2019
April	-44	81
May	97	125
June	192	252
July	239	334
August	366	444
September	494	574
October	533	
November	637	
December	676	
January	784	
February	823	
March	942	
April	964	
May	964	
June	964	

### QUALITY

	Quantity	Base Number	Contract	AT	Region	England
% of FP17s for the same patient ID Re-attending within 3 months - Children	3	140	2.1%	8.7%	11.1%	11.6%
% of FP17s for the same patient ID Re-attending within 3 months - Adults	9	74	12.2%	13.1%	15.3%	15.5%
% of FP17s for the same patient ID Re-attending between 3 & 9 months - Children	78	140	55.7%	61.8%	61.1%	58.8%
% of FP17s for the same patient ID Re-attending between 3 & 9 months - Adults	34	74	45.9%	52.4%	52.3%	51.1%
% of FP17s for Band 1 Urgent Courses	0	205	0.0%	8.3%	9.5%	9.0%
% of FP17s Relating to Free Repair or Replacements	0	205	0.0%	0.7%	0.7%	0.8%
% of FP17s Relating to Continuations	3	205	1.5%	0.8%	0.8%	0.9%
% of Patients satisfied with the dentistry they have received	2	2	N/A	94.1%	93.6%	93.3%
% of Patients satisfied with the time they had to wait for an appointment	1	2	N/A	88.8%	88.8%	88.9%

\* This is based on patients treated on this contract for their most recent course of treatment. Figures in italics indicate the base number of FP17s or Patient Questionnaire responses are less than 100. N/A is shown where the base number of responses is less than 10 during the period. % is calculated as Quantity/Base number\*100

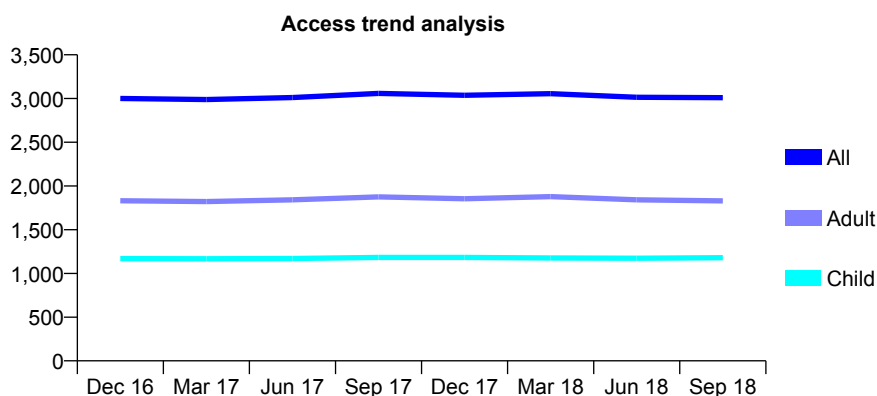
## Q64 - Vital Signs At a Glance Contract Report for 755567/0001 - September 2018

Name or company name	MRS S SUTHAGAR
Contract type name	GDS Contract
Purpose of contract	General
Contract start date	20/10/2011
Contract end date	

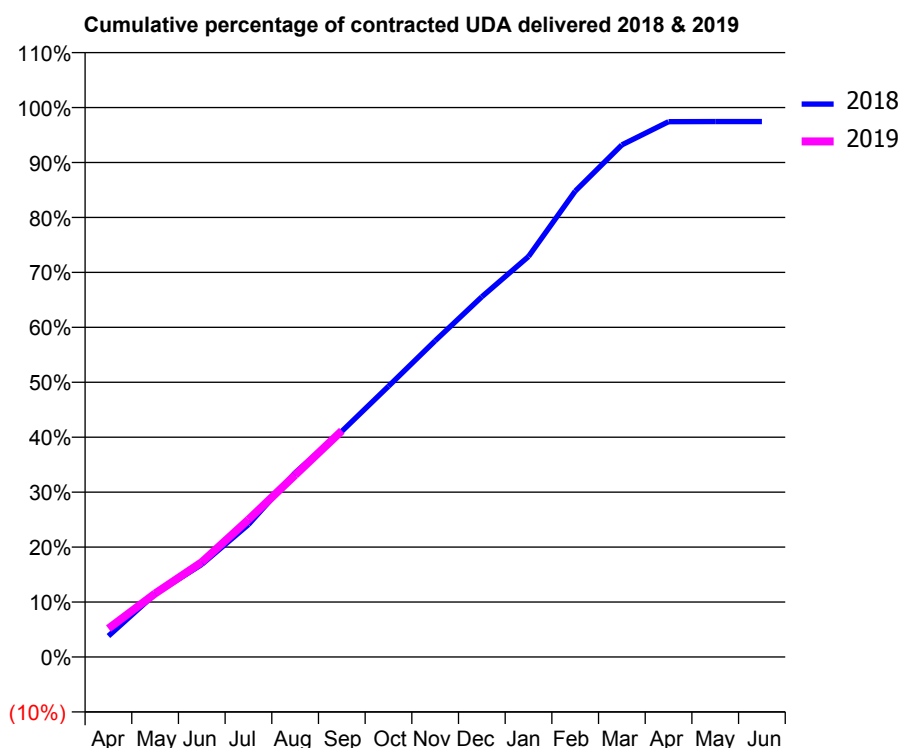
18/19 Contracted general activity (UDA)	8,000
Carry forward general activity (UDA)	0
18/19 Contracted orthodontic activity (UOA)	0
Carry forward orthodontic activity (UOA)	0
Baseline contract value	£215,599.16

### ACCESS\*

Patients seen in 24 months	Total	Change since previous quarter
Quarter ending September 2017	3,058	
Quarter ending December 2017	3,037	→
Quarter ending March 2018	3,055	→
Quarter ending June 2018	3,014	↓
Quarter ending September 2018	3,009	→
<b>Variance since September 2017</b>	<b>(1.6%)</b>	<b>↓</b>



### ACTIVITY



Adjusted Scheduled Activity (UDA)		
Month	2018	2019
April	307	415
May	918	924
June	1,348	1,380
July	1,928	2,001
August	2,682	2,649
September	3,286	3,294
October	3,941	
November	4,603	
December	5,245	
January	5,830	
February	6,783	
March	7,455	
April	7,793	
May	7,795	
June	7,796	

### QUALITY

	Quantity	Base Number	Contract	AT	Region	England
% of FP17s for the same patient ID Re-attending within 3 months - Children	62	878	7.1%	8.7%	11.1%	11.6%
% of FP17s for the same patient ID Re-attending within 3 months - Adults	157	1,182	13.3%	13.1%	15.3%	15.5%
% of FP17s for the same patient ID Re-attending between 3 & 9 months - Children	569	878	64.8%	61.8%	61.1%	58.8%
% of FP17s for the same patient ID Re-attending between 3 & 9 months - Adults	720	1,182	60.9%	52.4%	52.3%	51.1%
% of FP17s for Band 1 Urgent Courses	97	1,712	5.7%	8.3%	9.5%	9.0%
% of FP17s Relating to Free Repair or Replacements	8	1,712	0.5%	0.7%	0.7%	0.8%
% of FP17s Relating to Continuations	4	1,712	0.2%	0.8%	0.8%	0.9%
% of Patients satisfied with the dentistry they have received	4	4	N/A	94.1%	93.6%	93.3%
% of Patients satisfied with the time they had to wait for an appointment	4	4	N/A	88.8%	88.8%	88.9%

\* This is based on patients treated on this contract for their most recent course of treatment. Figures in italics indicate the base number of FP17s or Patient Questionnaire responses are less than 100. N/A is shown where the base number of responses is less than 10 during the period. % is calculated as Quantity/Base number\*100

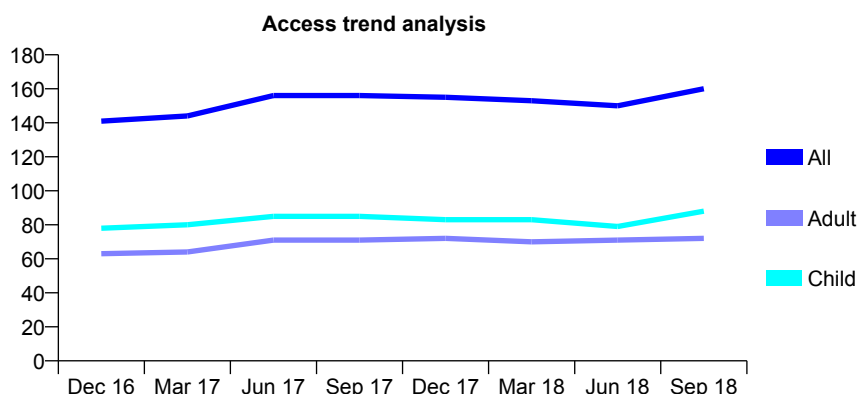
## Q64 - Vital Signs At a Glance Contract Report for 760811/0001 - September 2018

Name or company name	MR GC MULLER
Contract type name	GDS Contract
Purpose of contract	General
Contract start date	01/02/2011
Contract end date	

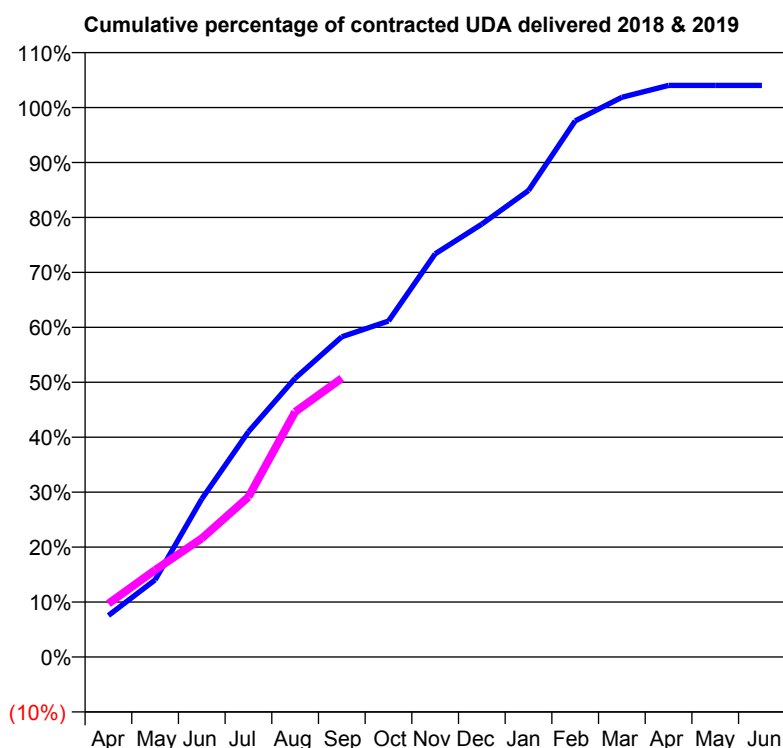
18/19 Contracted general activity (UDA)	278
Carry forward general activity (UDA)	0
18/19 Contracted orthodontic activity (UOA)	0
Carry forward orthodontic activity (UOA)	0
Baseline contract value	£6,784.15

### ACCESS\*

Patients seen in 24 months	Total	Change since previous quarter
Quarter ending September 2017	156	
Quarter ending December 2017	155	→
Quarter ending March 2018	153	↓
Quarter ending June 2018	150	↓
Quarter ending September 2018	160	↑
<b>Variance since September 2017</b>	<b>2.6%</b>	<b>↑</b>



### ACTIVITY



Adjusted Scheduled Activity (UDA)		
Month	2018	2019
April	21	27
May	39	44
June	80	60
July	114	81
August	141	124
September	162	141
October	170	
November	204	
December	219	
January	236	
February	271	
March	283	
April	289	
May	289	
June	289	

### QUALITY

	Quantity	Base Number	Contract	AT	Region	England
% of FP17s for the same patient ID Re-attending within 3 months - Children	0	71	0.0%	8.7%	11.1%	11.6%
% of FP17s for the same patient ID Re-attending within 3 months - Adults	0	52	0.0%	13.1%	15.3%	15.5%
% of FP17s for the same patient ID Re-attending between 3 & 9 months - Children	41	71	57.7%	61.8%	61.1%	58.8%
% of FP17s for the same patient ID Re-attending between 3 & 9 months - Adults	35	52	67.3%	52.4%	52.3%	51.1%
% of FP17s for Band 1 Urgent Courses	0	116	0.0%	8.3%	9.5%	9.0%
% of FP17s Relating to Free Repair or Replacements	0	116	0.0%	0.7%	0.7%	0.8%
% of FP17s Relating to Continuations	0	116	0.0%	0.8%	0.8%	0.9%
% of Patients satisfied with the dentistry they have received	0	0	N/A	94.1%	93.6%	93.3%
% of Patients satisfied with the time they had to wait for an appointment	0	0	N/A	88.8%	88.8%	88.9%

\* This is based on patients treated on this contract for their most recent course of treatment. Figures in italics indicate the base number of FP17s or Patient Questionnaire responses are less than 100. N/A is shown where the base number of responses is less than 10 during the period. % is calculated as Quantity/Base number\*100

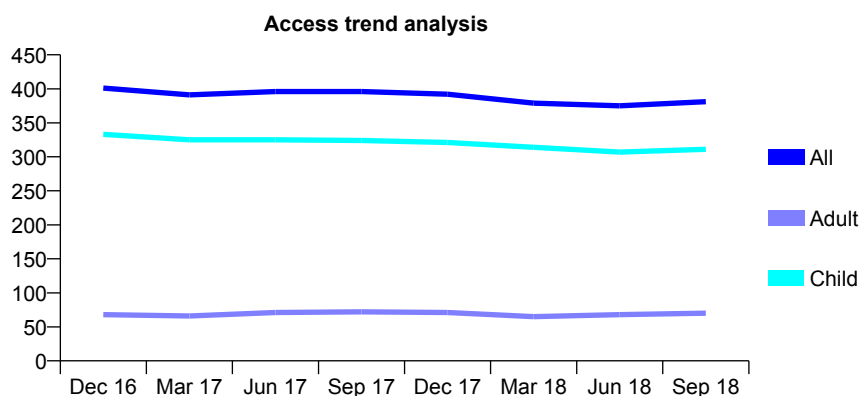
## Q64 - Vital Signs At a Glance Contract Report for 761095/0001 - September 2018

Name or company name	MR PJ TOWNES
Contract type name	GDS Contract
Purpose of contract	General
Contract start date	01/04/2006
Contract end date	

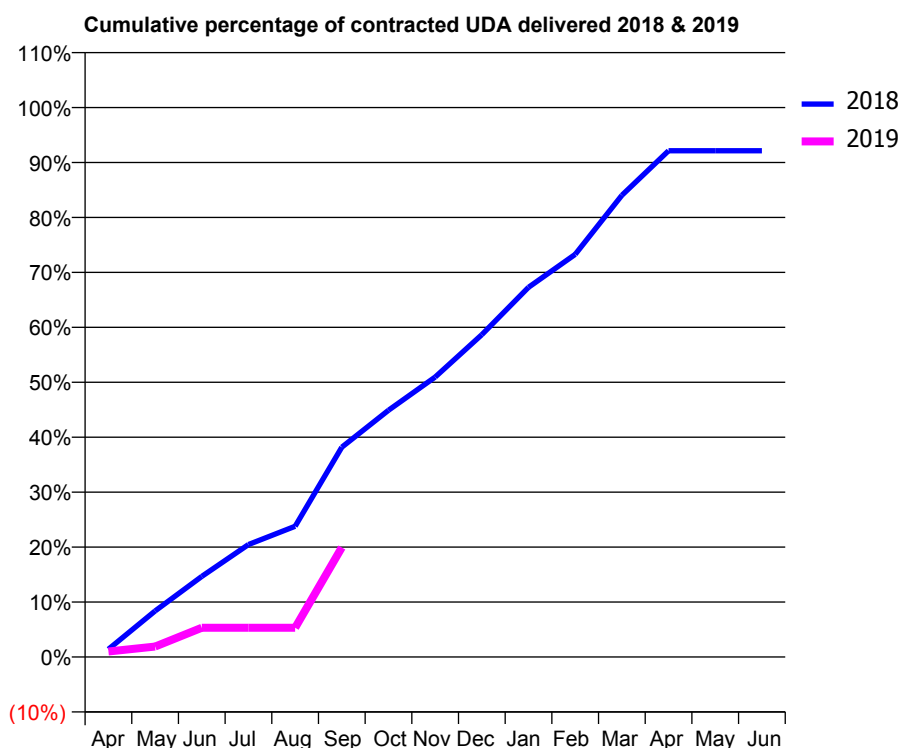
18/19 Contracted general activity (UDA)	1,000
Carry forward general activity (UDA)	0
18/19 Contracted orthodontic activity (UOA)	0
Carry forward orthodontic activity (UOA)	0
Baseline contract value	£21,971.49

### ACCESS\*

Patients seen in 24 months	Total	Change since previous quarter
Quarter ending September 2017	396	
Quarter ending December 2017	392	↓
Quarter ending March 2018	379	↓
Quarter ending June 2018	375	↓
Quarter ending September 2018	381	→
<b>Variance since September 2017</b>	<b>(3.8%)</b>	<b>↓</b>



### ACTIVITY



Adjusted Scheduled Activity (UDA)		
Month	2018	2019
April	14	10
May	84	19
June	147	53
July	205	53
August	238	53
September	382	199
October	449	
November	509	
December	587	
January	673	
February	733	
March	840	
April	921	
May	921	
June	921	

### QUALITY

	Quantity	Base Number	Contract	AT	Region	England
% of FP17s for the same patient ID Re-attending within 3 months - Children	16	225	7.1%	8.7%	11.1%	11.6%
% of FP17s for the same patient ID Re-attending within 3 months - Adults	0	9	0.0%	13.1%	15.3%	15.5%
% of FP17s for the same patient ID Re-attending between 3 & 9 months - Children	162	225	72.0%	61.8%	61.1%	58.8%
% of FP17s for the same patient ID Re-attending between 3 & 9 months - Adults	7	9	77.8%	52.4%	52.3%	51.1%
% of FP17s for Band 1 Urgent Courses	2	177	1.1%	8.3%	9.5%	9.0%
% of FP17s Relating to Free Repair or Replacements	0	177	0.0%	0.7%	0.7%	0.8%
% of FP17s Relating to Continuations	0	177	0.0%	0.8%	0.8%	0.9%
% of Patients satisfied with the dentistry they have received	0	0	N/A	94.1%	93.6%	93.3%
% of Patients satisfied with the time they had to wait for an appointment	0	0	N/A	88.8%	88.8%	88.9%

\* This is based on patients treated on this contract for their most recent course of treatment. Figures in italics indicate the base number of FP17s or Patient Questionnaire responses are less than 100. N/A is shown where the base number of responses is less than 10 during the period. % is calculated as Quantity/Base number\*100



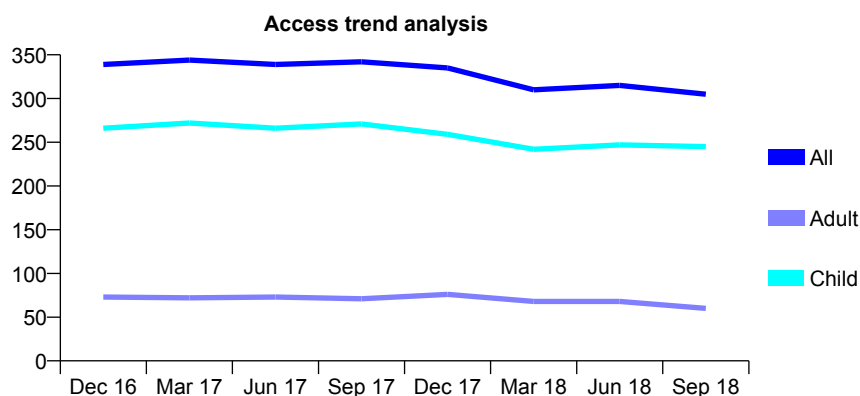
## Q64 - Vital Signs At a Glance Contract Report for 787639/0001 - September 2018

Name or company name	MR CF DA ROCHA O'NEILL
Contract type name	GDS Contract
Purpose of contract	General
Contract start date	01/04/2008
Contract end date	

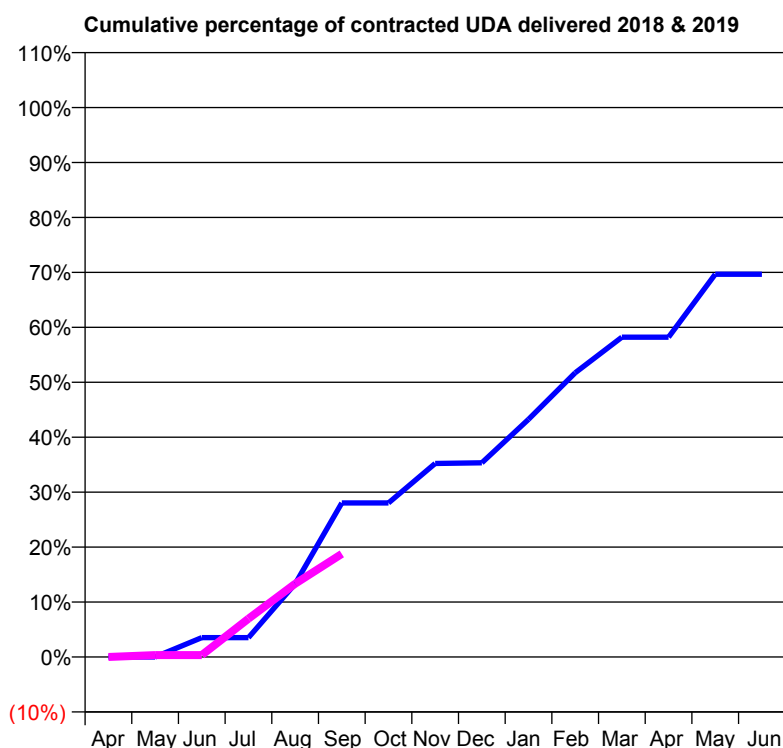
18/19 Contracted general activity (UDA)	850
Carry forward general activity (UDA)	0
18/19 Contracted orthodontic activity (UOA)	0
Carry forward orthodontic activity (UOA)	0
Baseline contract value	£18,153.89

### ACCESS\*

Patients seen in 24 months	Total	Change since previous quarter
Quarter ending September 2017	342	
Quarter ending December 2017	335	↓
Quarter ending March 2018	310	↓
Quarter ending June 2018	315	→
Quarter ending September 2018	305	↓
<b>Variance since September 2017</b>	<b>(10.8%)</b>	<b>↓</b>



### ACTIVITY



Adjusted Scheduled Activity (UDA)		
Month	2018	2019
April	0	0
May	0	3
June	30	3
July	30	59
August	113	113
September	238	160
October	238	
November	299	
December	300	
January	368	
February	440	
March	495	
April	495	
May	592	
June	592	

### QUALITY

	Quantity	Base Number	Contract	AT	Region	England
% of FP17s for the same patient ID Re-attending within 3 months - Children	4	150	2.7%	8.7%	11.1%	11.6%
% of FP17s for the same patient ID Re-attending within 3 months - Adults	1	17	5.9%	13.1%	15.3%	15.5%
% of FP17s for the same patient ID Re-attending between 3 & 9 months - Children	93	150	62.0%	61.8%	61.1%	58.8%
% of FP17s for the same patient ID Re-attending between 3 & 9 months - Adults	11	17	64.7%	52.4%	52.3%	51.1%
% of FP17s for Band 1 Urgent Courses	3	118	2.5%	8.3%	9.5%	9.0%
% of FP17s Relating to Free Repair or Replacements	0	118	0.0%	0.7%	0.7%	0.8%
% of FP17s Relating to Continuations	0	118	0.0%	0.8%	0.8%	0.9%
% of Patients satisfied with the dentistry they have received	0	0	N/A	94.1%	93.6%	93.3%
% of Patients satisfied with the time they had to wait for an appointment	0	0	N/A	88.8%	88.8%	88.9%

\* This is based on patients treated on this contract for their most recent course of treatment. Figures in italics indicate the base number of FP17s or Patient Questionnaire responses are less than 100. N/A is shown where the base number of responses is less than 10 during the period. % is calculated as Quantity/Base number\*100

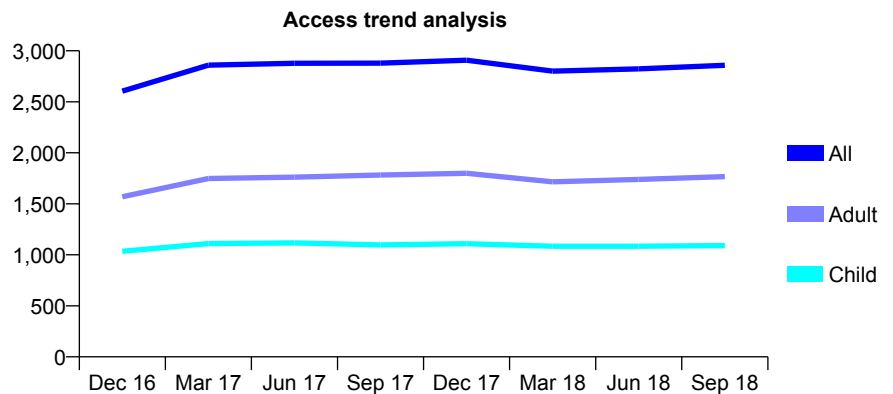
## Q64 - Vital Signs At a Glance Contract Report for 802085/0001 - September 2018

Name or company name	Savernake Dental Partners
Contract type name	GDS Contract
Purpose of contract	General
Contract start date	01/04/2006
Contract end date	

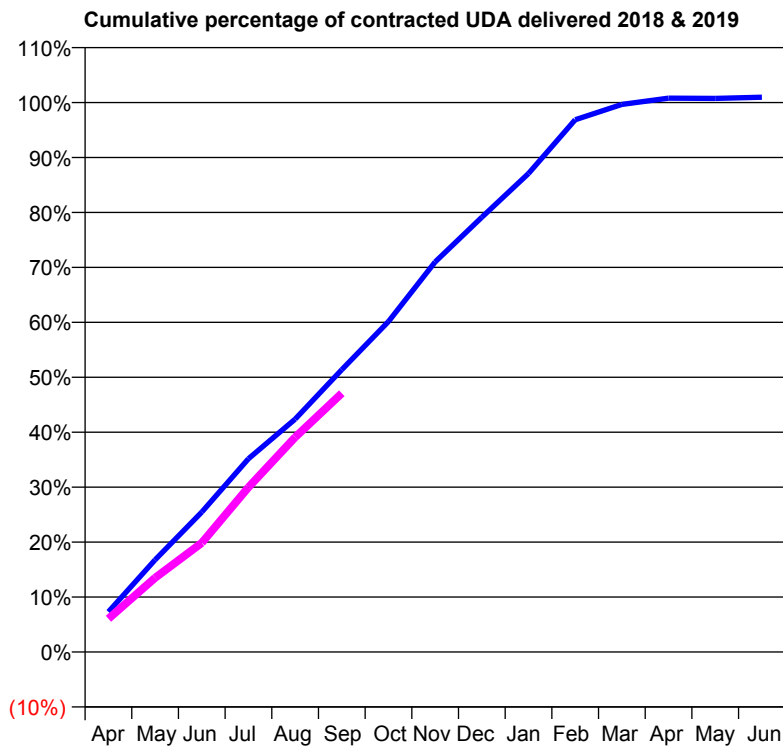
18/19 Contracted general activity (UDA)	6,362
Carry forward general activity (UDA)	0
18/19 Contracted orthodontic activity (UOA)	0
Carry forward orthodontic activity (UOA)	0
Baseline contract value	£141,670.17

### ACCESS\*

Patients seen in 24 months	Total	Change since previous quarter
Quarter ending September 2017	2,879	
Quarter ending December 2017	2,908	→
Quarter ending March 2018	2,800	↓
Quarter ending June 2018	2,823	→
Quarter ending September 2018	2,858	→
<b>Variance since September 2017</b>	<b>(0.7%)</b>	<b>→</b>



### ACTIVITY



Adjusted Scheduled Activity (UDA)		
Month	2018	2019
April	465	385
May	1,068	859
June	1,621	1,263
July	2,239	1,907
August	2,696	2,486
September	3,269	2,996
October	3,827	
November	4,516	
December	5,034	
January	5,540	
February	6,162	
March	6,340	
April	6,412	
May	6,410	
June	6,424	

### QUALITY

	Quantity	Base Number	Contract	AT	Region	England
% of FP17s for the same patient ID Re-attending within 3 months - Children	39	928	4.2%	8.7%	11.1%	11.6%
% of FP17s for the same patient ID Re-attending within 3 months - Adults	133	1,418	9.4%	13.1%	15.3%	15.5%
% of FP17s for the same patient ID Re-attending between 3 & 9 months - Children	514	928	55.4%	61.8%	61.1%	58.8%
% of FP17s for the same patient ID Re-attending between 3 & 9 months - Adults	668	1,418	47.1%	52.4%	52.3%	51.1%
% of FP17s for Band 1 Urgent Courses	110	1,904	5.8%	8.3%	9.5%	9.0%
% of FP17s Relating to Free Repair or Replacements	5	1,904	0.3%	0.7%	0.7%	0.8%
% of FP17s Relating to Continuations	10	1,904	0.5%	0.8%	0.8%	0.9%
% of Patients satisfied with the dentistry they have received	2	2	N/A	94.1%	93.6%	93.3%
% of Patients satisfied with the time they had to wait for an appointment	1	2	N/A	88.8%	88.8%	88.9%

\* This is based on patients treated on this contract for their most recent course of treatment. Figures in italics indicate the base number of FP17s or Patient Questionnaire responses are less than 100. N/A is shown where the base number of responses is less than 10 during the period. % is calculated as Quantity/Base number\*100

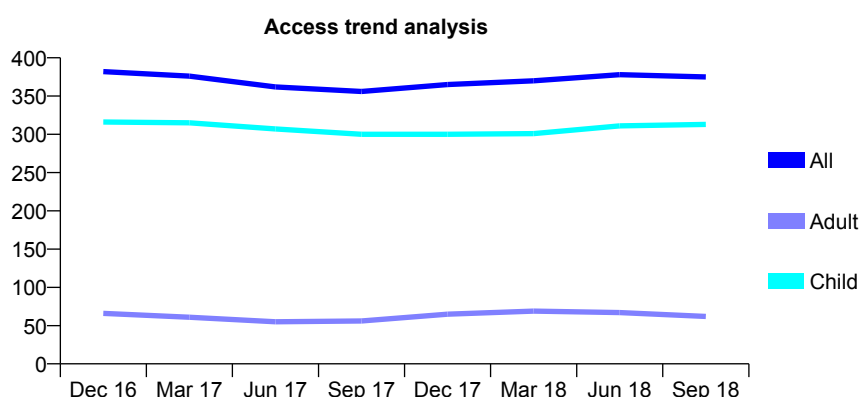
# Q64 - Vital Signs At a Glance Contract Report for 811939/0001 - September 2018

Name or company name	MR JN PATON
Contract type name	GDS Contract
Purpose of contract	General
Contract start date	01/04/2006
Contract end date	

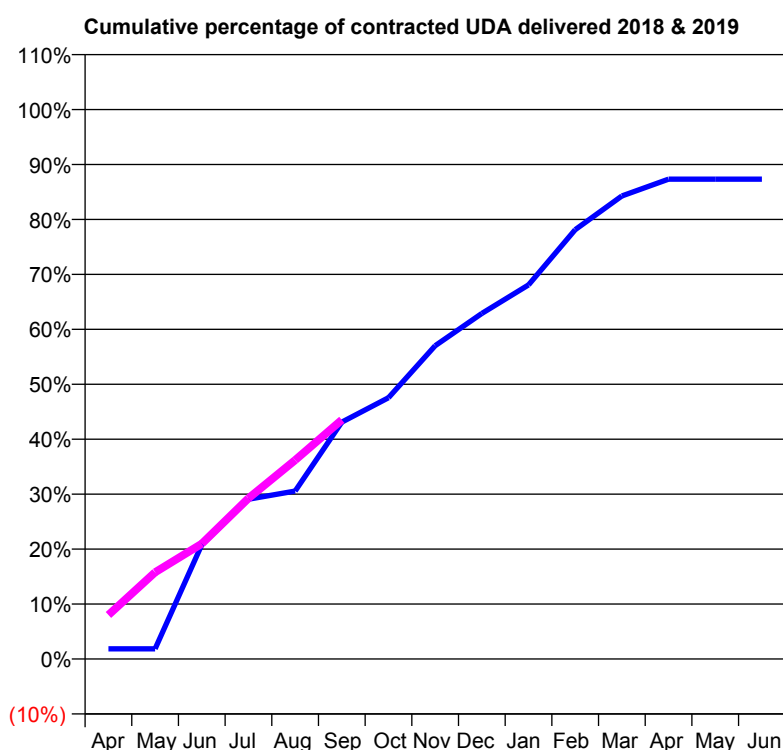
18/19 Contracted general activity (UDA)	750
Carry forward general activity (UDA)	0
18/19 Contracted orthodontic activity (UOA)	0
Carry forward orthodontic activity (UOA)	0
Baseline contract value	£15,361.22

## ACCESS\*

Patients seen in 24 months	Total	Change since previous quarter
Quarter ending September 2017	356	
Quarter ending December 2017	365	↑
Quarter ending March 2018	370	→
Quarter ending June 2018	378	↑
Quarter ending September 2018	375	→
<b>Variance since September 2017</b>	<b>5.3%</b>	<b>↑</b>



## ACTIVITY



Adjusted Scheduled Activity (UDA)		
Month	2018	2019
April	14	60
May	14	118
June	156	157
July	218	219
August	229	271
September	323	326
October	357	
November	428	
December	472	
January	511	
February	586	
March	632	
April	655	
May	655	
June	655	

## QUALITY

	Quantity	Base Number	Contract	AT	Region	England
% of FP17s for the same patient ID Re-attending within 3 months - Children	6	228	2.6%	8.7%	11.1%	11.6%
% of FP17s for the same patient ID Re-attending within 3 months - Adults	0	27	0.0%	13.1%	15.3%	15.5%
% of FP17s for the same patient ID Re-attending between 3 & 9 months - Children	151	228	66.2%	61.8%	61.1%	58.8%
% of FP17s for the same patient ID Re-attending between 3 & 9 months - Adults	19	27	70.4%	52.4%	52.3%	51.1%
% of FP17s for Band 1 Urgent Courses	2	238	0.8%	8.3%	9.5%	9.0%
% of FP17s Relating to Free Repair or Replacements	0	238	0.0%	0.7%	0.7%	0.8%
% of FP17s Relating to Continuations	0	238	0.0%	0.8%	0.8%	0.9%
% of Patients satisfied with the dentistry they have received	0	0	N/A	94.1%	93.6%	93.3%
% of Patients satisfied with the time they had to wait for an appointment	0	0	N/A	88.8%	88.8%	88.9%

\* This is based on patients treated on this contract for their most recent course of treatment. Figures in italics indicate the base number of FP17s or Patient Questionnaire responses are less than 100. N/A is shown where the base number of responses is less than 10 during the period. % is calculated as Quantity/Base number\*100

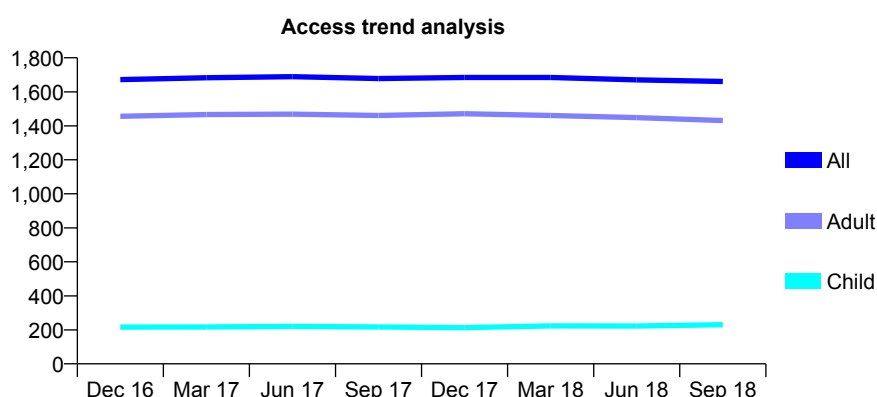
# Q64 - Vital Signs At a Glance Contract Report for 814008/0001 - September 2018

Name or company name	MR IM MIDGLEY
Contract type name	GDS Contract
Purpose of contract	General
Contract start date	01/04/2006
Contract end date	

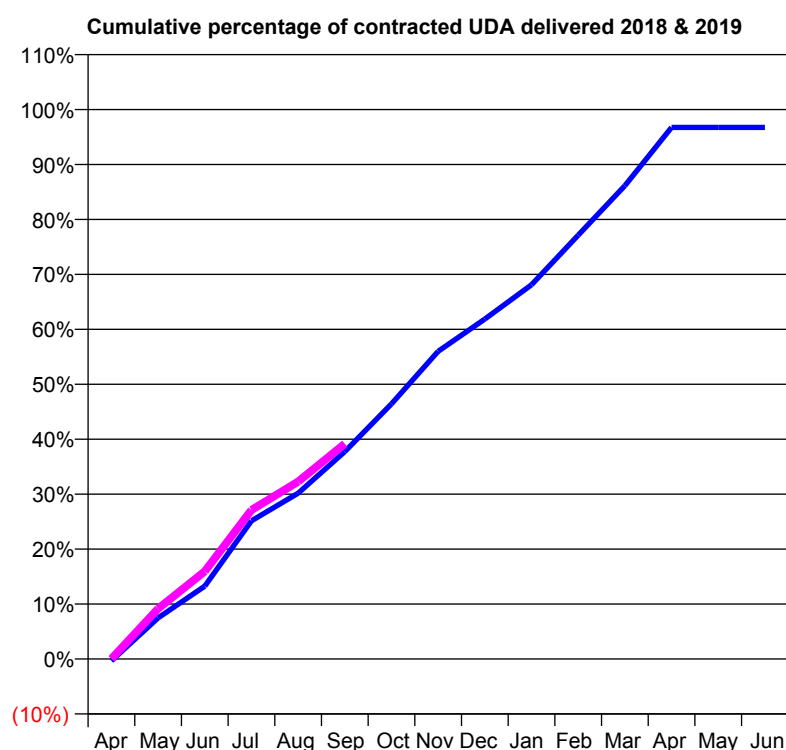
18/19 Contracted general activity (UDA)	7,460
Carry forward general activity (UDA)	0
18/19 Contracted orthodontic activity (UOA)	0
Carry forward orthodontic activity (UOA)	0
Baseline contract value	£188,640.86

## ACCESS\*

Patients seen in 24 months	Total	Change since previous quarter
Quarter ending September 2017	1,678	
Quarter ending December 2017	1,684	→
Quarter ending March 2018	1,684	→
Quarter ending June 2018	1,670	→
Quarter ending September 2018	1,661	→
<b>Variance since September 2017</b>	<b>(1.0%)</b>	<b>↓</b>



## ACTIVITY



Adjusted Scheduled Activity (UDA)		
Month	2018	2019
April	-26	3
May	559	684
June	990	1,191
July	1,877	2,024
August	2,252	2,409
September	2,816	2,922
October	3,464	
November	4,178	
December	4,615	
January	5,080	
February	5,754	
March	6,425	
April	7,216	
May	7,216	
June	7,216	

## QUALITY

	Quantity	Base Number	Contract	AT	Region	England
% of FP17s for the same patient ID Re-attending within 3 months - Children	13	179	7.3%	8.7%	11.1%	11.6%
% of FP17s for the same patient ID Re-attending within 3 months - Adults	297	1,344	22.1%	13.1%	15.3%	15.5%
% of FP17s for the same patient ID Re-attending between 3 & 9 months - Children	129	179	72.1%	61.8%	61.1%	58.8%
% of FP17s for the same patient ID Re-attending between 3 & 9 months - Adults	839	1,344	62.4%	52.4%	52.3%	51.1%
% of FP17s for Band 1 Urgent Courses	322	1,240	26.0%	8.3%	9.5%	9.0%
% of FP17s Relating to Free Repair or Replacements	53	1,240	4.3%	0.7%	0.7%	0.8%
% of FP17s Relating to Continuations	39	1,240	3.1%	0.8%	0.8%	0.9%
% of Patients satisfied with the dentistry they have received	2	2	N/A	94.1%	93.6%	93.3%
% of Patients satisfied with the time they had to wait for an appointment	2	2	N/A	88.8%	88.8%	88.9%

\* This is based on patients treated on this contract for their most recent course of treatment. Figures in italics indicate the base number of FP17s or Patient Questionnaire responses are less than 100. N/A is shown where the base number of responses is less than 10 during the period. % is calculated as Quantity/Base number\*100

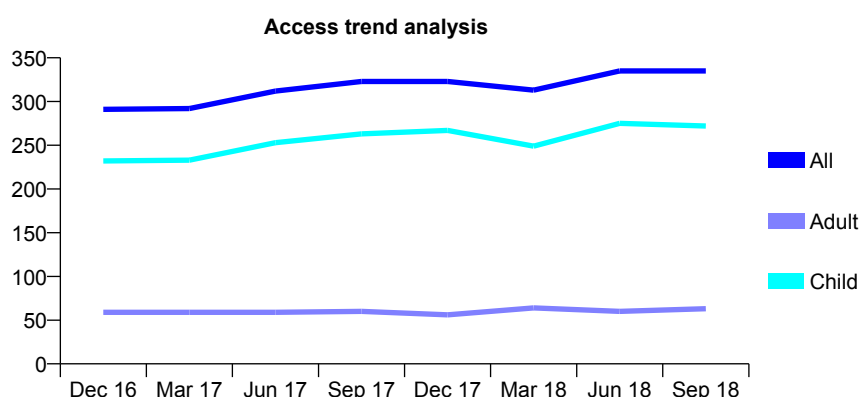
## Q64 - Vital Signs At a Glance Contract Report for 820059/0001 - September 2018

Name or company name	MR AJ SMITH
Contract type name	PDS Contract
Purpose of contract	General and Orthodontic
Contract start date	01/04/2006
Contract end date	31/03/2019

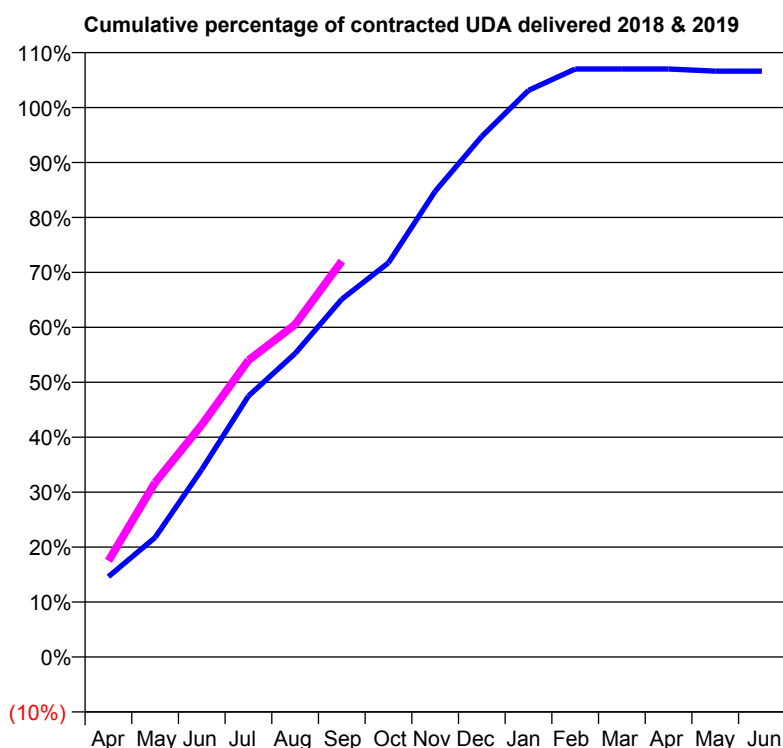
18/19 Contracted general activity (UDA)	800
Carry forward general activity (UDA)	0
18/19 Contracted orthodontic activity (UOA)	500
Carry forward orthodontic activity (UOA)	0
Baseline contract value	£59,862.75

### ACCESS\*

Patients seen in 24 months	Total	Change since previous quarter
Quarter ending September 2017	323	
Quarter ending December 2017	323	→
Quarter ending March 2018	313	↓
Quarter ending June 2018	335	↑
Quarter ending September 2018	335	→
<b>Variance since September 2017</b>	<b>3.7%</b>	<b>↑</b>



### ACTIVITY



Adjusted Scheduled Activity (UDA)		
Month	2018	2019
April	117	140
May	174	254
June	273	338
July	380	432
August	442	484
September	521	576
October	574	
November	678	
December	758	
January	825	
February	856	
March	856	
April	856	
May	853	
June	853	

### QUALITY

	Quantity	Base Number	Contract	AT	Region	England
% of FP17s for the same patient ID Re-attending within 3 months - Children	42	281	14.9%	8.7%	11.1%	11.6%
% of FP17s for the same patient ID Re-attending within 3 months - Adults	2	29	6.9%	13.1%	15.3%	15.5%
% of FP17s for the same patient ID Re-attending between 3 & 9 months - Children	83	281	29.5%	61.8%	61.1%	58.8%
% of FP17s for the same patient ID Re-attending between 3 & 9 months - Adults	14	29	48.3%	52.4%	52.3%	51.1%
% of FP17s for Band 1 Urgent Courses	1	265	0.4%	8.3%	9.5%	9.0%
% of FP17s Relating to Free Repair or Replacements	0	265	0.0%	0.7%	0.7%	0.8%
% of FP17s Relating to Continuations	2	265	0.8%	0.8%	0.8%	0.9%
% of Patients satisfied with the dentistry they have received	0	0	N/A	94.1%	93.6%	93.3%
% of Patients satisfied with the time they had to wait for an appointment	0	0	N/A	88.8%	88.8%	88.9%

\* This is based on patients treated on this contract for their most recent course of treatment. Figures in italics indicate the base number of FP17s or Patient Questionnaire responses are less than 100. N/A is shown where the base number of responses is less than 10 during the period. % is calculated as Quantity/Base number\*100

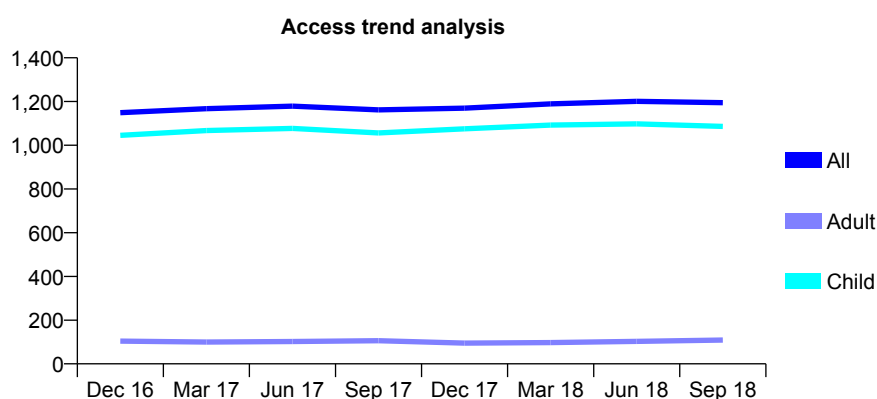
## Q64 - Vital Signs At a Glance Contract Report for 820423/0001 - September 2018

Name or company name	MRS SA MCDOWALL
Contract type name	GDS Contract
Purpose of contract	General
Contract start date	01/04/2006
Contract end date	

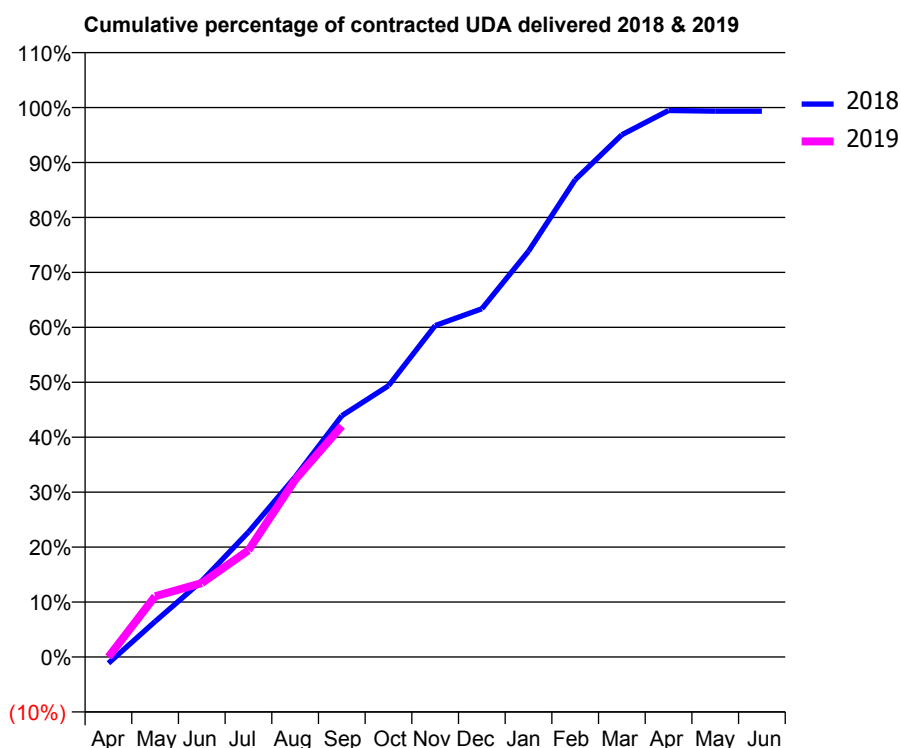
18/19 Contracted general activity (UDA)	2,630
Carry forward general activity (UDA)	0
18/19 Contracted orthodontic activity (UOA)	0
Carry forward orthodontic activity (UOA)	0
Baseline contract value	£64,444.61

### ACCESS\*

Patients seen in 24 months	Total	Change since previous quarter
Quarter ending September 2017	1,162	
Quarter ending December 2017	1,170	→
Quarter ending March 2018	1,189	→
Quarter ending June 2018	1,201	→
Quarter ending September 2018	1,195	→
<b>Variance since September 2017</b>	<b>2.8%</b>	<b>↑</b>



### ACTIVITY



Adjusted Scheduled Activity (UDA)		
Month	2018	2019
April	-30	0
May	170	291
June	364	354
July	598	511
August	862	849
September	1,155	1,106
October	1,298	
November	1,586	
December	1,667	
January	1,942	
February	2,285	
March	2,500	
April	2,616	
May	2,613	
June	2,613	

### QUALITY

	Quantity	Base Number	Contract	AT	Region	England
% of FP17s for the same patient ID Re-attending within 3 months - Children	42	930	4.5%	8.7%	11.1%	11.6%
% of FP17s for the same patient ID Re-attending within 3 months - Adults	0	0	N/A	13.1%	15.3%	15.5%
% of FP17s for the same patient ID Re-attending between 3 & 9 months - Children	706	930	75.9%	61.8%	61.1%	58.8%
% of FP17s for the same patient ID Re-attending between 3 & 9 months - Adults	0	0	N/A	52.4%	52.3%	51.1%
% of FP17s for Band 1 Urgent Courses	28	853	3.3%	8.3%	9.5%	9.0%
% of FP17s Relating to Free Repair or Replacements	0	853	0.0%	0.7%	0.7%	0.8%
% of FP17s Relating to Continuations	0	853	0.0%	0.8%	0.8%	0.9%
% of Patients satisfied with the dentistry they have received	3	3	N/A	94.1%	93.6%	93.3%
% of Patients satisfied with the time they had to wait for an appointment	3	3	N/A	88.8%	88.8%	88.9%

\* This is based on patients treated on this contract for their most recent course of treatment. Figures in italics indicate the base number of FP17s or Patient Questionnaire responses are less than 100. N/A is shown where the base number of responses is less than 10 during the period. % is calculated as Quantity/Base number\*100

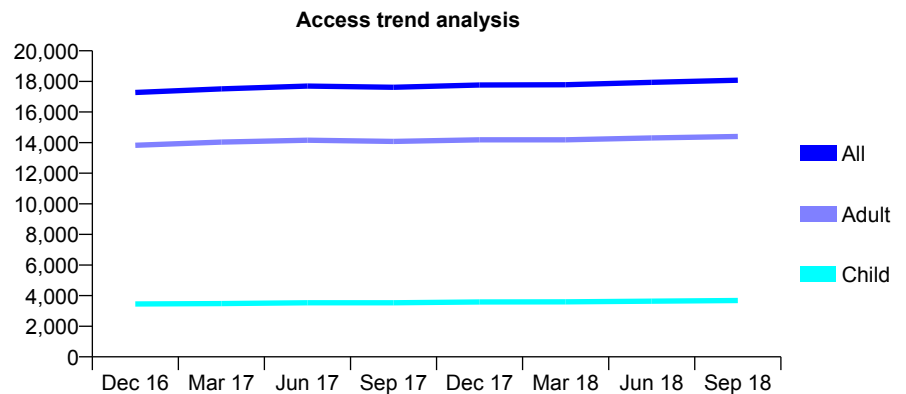
## Q64 - Vital Signs At a Glance Contract Report for 826901/0001 - September 2018

Name or company name	MR SJ CLARKE
Contract type name	GDS Contract
Purpose of contract	General
Contract start date	01/04/2006
Contract end date	

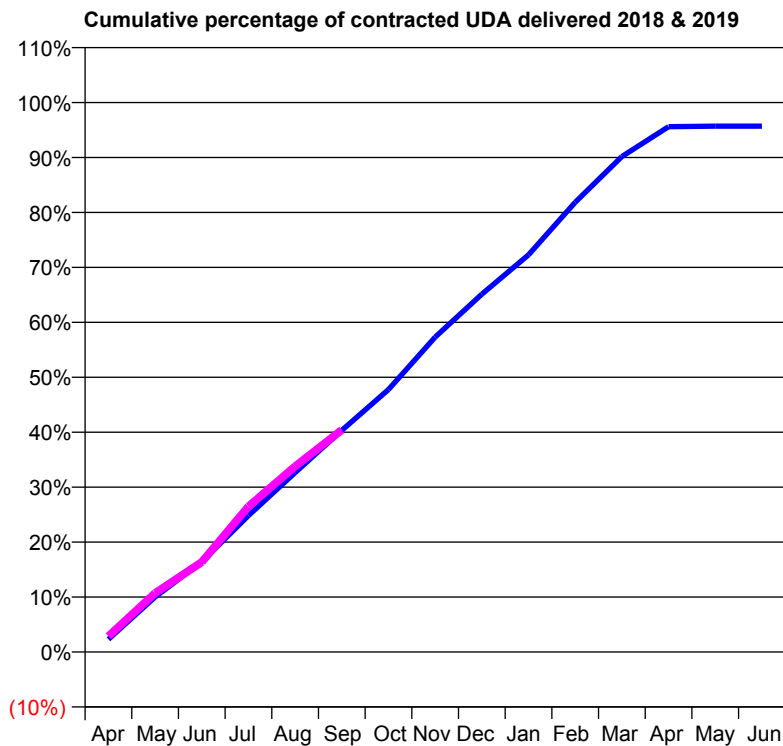
18/19 Contracted general activity (UDA)	52,698
Carry forward general activity (UDA)	0
18/19 Contracted orthodontic activity (UOA)	0
Carry forward orthodontic activity (UOA)	0
Baseline contract value	£1,373,040.31

### ACCESS\*

Patients seen in 24 months	Total	Change since previous quarter
Quarter ending September 2017	17,613	
Quarter ending December 2017	17,764	→
Quarter ending March 2018	17,778	→
Quarter ending June 2018	17,942	→
Quarter ending September 2018	18,081	→
<b>Variance since September 2017</b>	<b>2.7%</b>	<b>↑</b>



### ACTIVITY



Adjusted Scheduled Activity (UDA)		
Month	2018	2019
April	1,226	1,511
May	5,270	5,652
June	8,652	8,625
July	13,094	13,956
August	17,206	17,807
September	21,264	21,296
October	25,172	
November	30,195	
December	34,321	
January	38,094	
February	43,125	
March	47,517	
April	50,375	
May	50,436	
June	50,436	

### QUALITY

	Quantity	Base Number	Contract	AT	Region	England
% of FP17s for the same patient ID Re-attending within 3 months - Children	222	3,028	7.3%	8.7%	11.1%	11.6%
% of FP17s for the same patient ID Re-attending within 3 months - Adults	1,663	11,560	14.4%	13.1%	15.3%	15.5%
% of FP17s for the same patient ID Re-attending between 3 & 9 months - Children	2,071	3,028	68.4%	61.8%	61.1%	58.8%
% of FP17s for the same patient ID Re-attending between 3 & 9 months - Adults	7,494	11,560	64.8%	52.4%	52.3%	51.1%
% of FP17s for Band 1 Urgent Courses	716	12,550	5.7%	8.3%	9.5%	9.0%
% of FP17s Relating to Free Repair or Replacements	192	12,550	1.5%	0.7%	0.7%	0.8%
% of FP17s Relating to Continuations	188	12,550	1.5%	0.8%	0.8%	0.9%
% of Patients satisfied with the dentistry they have received	29	31	93.5%	94.1%	93.6%	93.3%
% of Patients satisfied with the time they had to wait for an appointment	30	31	96.8%	88.8%	88.8%	88.9%

\* This is based on patients treated on this contract for their most recent course of treatment. Figures in italics indicate the base number of FP17s or Patient Questionnaire responses are less than 100. N/A is shown where the base number of responses is less than 10 during the period. % is calculated as Quantity/Base number\*100

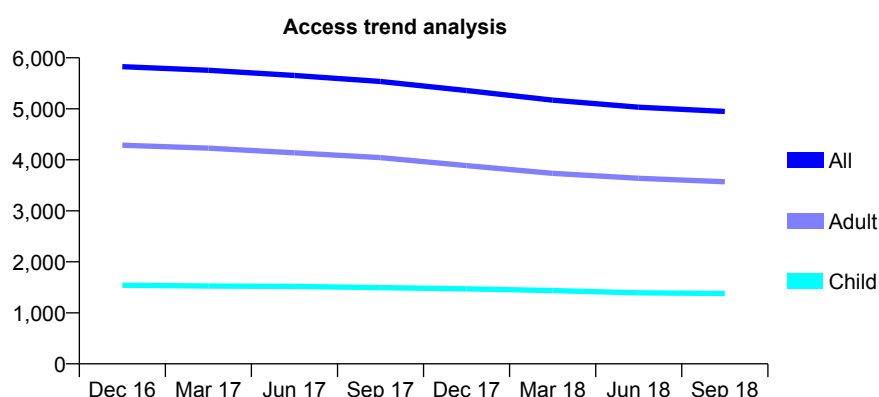
# Q64 - Vital Signs At a Glance Contract Report for 829471/0007 - September 2018

Name or company name	MR JS DHARIWAL
Contract type name	GDS Contract
Purpose of contract	General
Contract start date	15/07/2010
Contract end date	

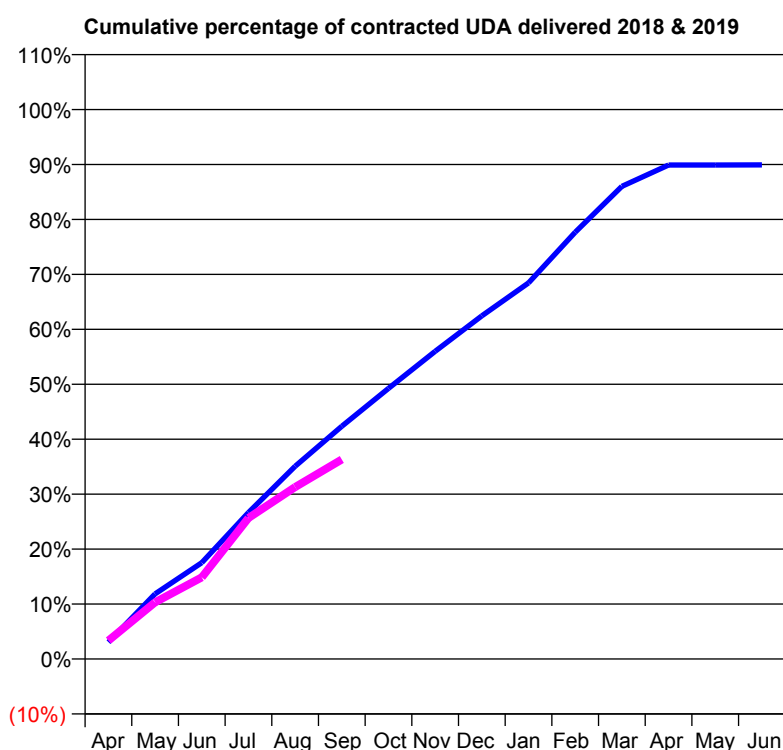
18/19 Contracted general activity (UDA)	15,000
Carry forward general activity (UDA)	0
18/19 Contracted orthodontic activity (UOA)	0
Carry forward orthodontic activity (UOA)	0
Baseline contract value	£354,763.67

## ACCESS\*

Patients seen in 24 months	Total	Change since previous quarter
Quarter ending September 2017	5,537	
Quarter ending December 2017	5,357	↓
Quarter ending March 2018	5,171	↓
Quarter ending June 2018	5,031	↓
Quarter ending September 2018	4,949	↓
<b>Variance since September 2017</b>	<b>(10.6%)</b>	<b>↓</b>



## ACTIVITY



Adjusted Scheduled Activity (UDA)		
Month	2018	2019
April	461	504
May	1,779	1,548
June	2,630	2,231
July	3,997	3,848
August	5,262	4,694
September	6,355	5,447
October	7,389	
November	8,400	
December	9,369	
January	10,267	
February	11,651	
March	12,901	
April	13,484	
May	13,485	
June	13,487	

## QUALITY

	Quantity	Base Number	Contract	AT	Region	England
% of FP17s for the same patient ID Re-attending within 3 months - Children	44	807	5.5%	8.7%	11.1%	11.6%
% of FP17s for the same patient ID Re-attending within 3 months - Adults	174	1,972	8.8%	13.1%	15.3%	15.5%
% of FP17s for the same patient ID Re-attending between 3 & 9 months - Children	443	807	54.9%	61.8%	61.1%	58.8%
% of FP17s for the same patient ID Re-attending between 3 & 9 months - Adults	936	1,972	47.5%	52.4%	52.3%	51.1%
% of FP17s for Band 1 Urgent Courses	171	2,553	6.7%	8.3%	9.5%	9.0%
% of FP17s Relating to Free Repair or Replacements	29	2,553	1.1%	0.7%	0.7%	0.8%
% of FP17s Relating to Continuations	6	2,553	0.2%	0.8%	0.8%	0.9%
% of Patients satisfied with the dentistry they have received	3	3	N/A	94.1%	93.6%	93.3%
% of Patients satisfied with the time they had to wait for an appointment	3	3	N/A	88.8%	88.8%	88.9%

\* This is based on patients treated on this contract for their most recent course of treatment. Figures in italics indicate the base number of FP17s or Patient Questionnaire responses are less than 100. N/A is shown where the base number of responses is less than 10 during the period. % is calculated as Quantity/Base number\*100



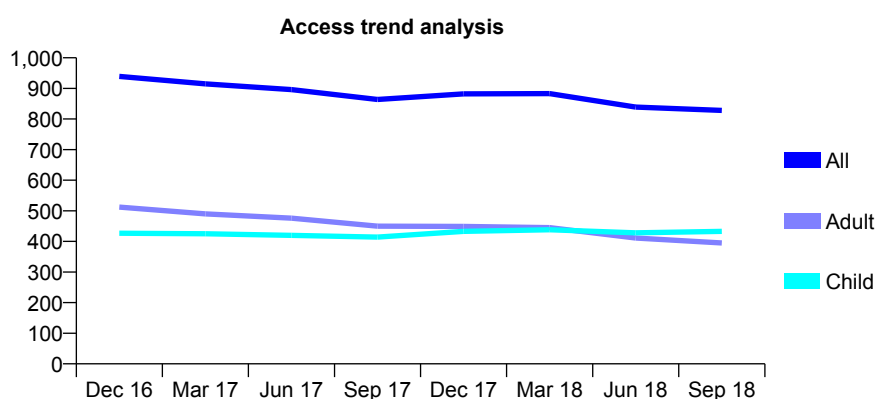
## Q64 - Vital Signs At a Glance Contract Report for 831921/0002 - September 2018

Name or company name	MR TS ESAU
Contract type name	GDS Contract
Purpose of contract	General
Contract start date	01/05/2006
Contract end date	

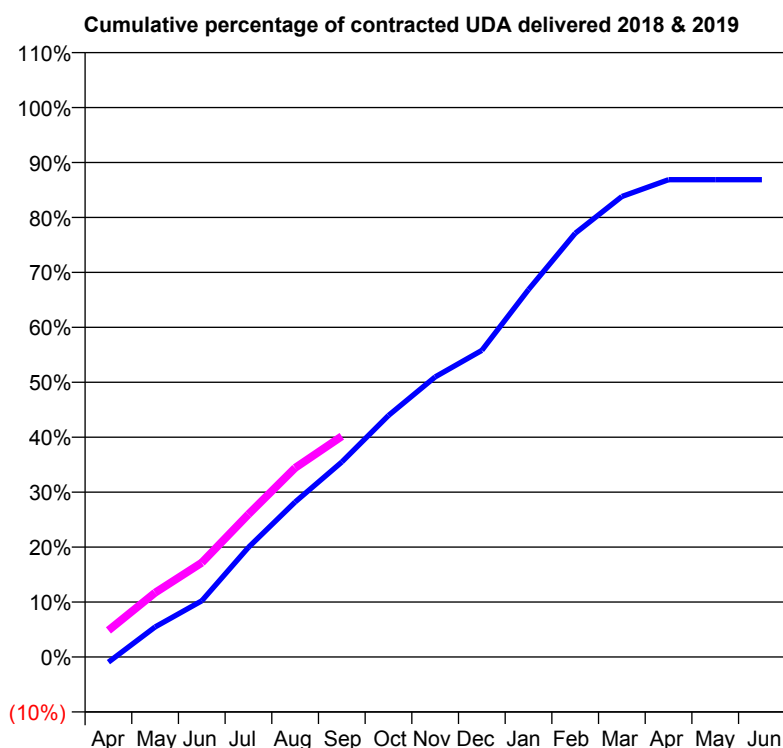
18/19 Contracted general activity (UDA)	4,000
Carry forward general activity (UDA)	0
18/19 Contracted orthodontic activity (UOA)	0
Carry forward orthodontic activity (UOA)	0
Baseline contract value	£98,927.46

### ACCESS\*

Patients seen in 24 months	Total	Change since previous quarter
Quarter ending September 2017	864	
Quarter ending December 2017	882	↑
Quarter ending March 2018	883	→
Quarter ending June 2018	839	↓
Quarter ending September 2018	828	↓
<b>Variance since September 2017</b>	<b>(4.2%)</b>	<b>↓</b>



### ACTIVITY



Adjusted Scheduled Activity (UDA)		
Month	2018	2019
April	-38	193
May	219	469
June	409	687
July	798	1,039
August	1,128	1,377
September	1,420	1,607
October	1,758	
November	2,039	
December	2,232	
January	2,675	
February	3,084	
March	3,352	
April	3,474	
May	3,474	
June	3,474	

### QUALITY

	Quantity	Base Number	Contract	AT	Region	England
% of FP17s for the same patient ID Re-attending within 3 months - Children	74	496	14.9%	8.7%	11.1%	11.6%
% of FP17s for the same patient ID Re-attending within 3 months - Adults	53	282	18.8%	13.1%	15.3%	15.5%
% of FP17s for the same patient ID Re-attending between 3 & 9 months - Children	359	496	72.4%	61.8%	61.1%	58.8%
% of FP17s for the same patient ID Re-attending between 3 & 9 months - Adults	177	282	62.8%	52.4%	52.3%	51.1%
% of FP17s for Band 1 Urgent Courses	38	724	5.2%	8.3%	9.5%	9.0%
% of FP17s Relating to Free Repair or Replacements	0	724	0.0%	0.7%	0.7%	0.8%
% of FP17s Relating to Continuations	5	724	0.7%	0.8%	0.8%	0.9%
% of Patients satisfied with the dentistry they have received	1	1	N/A	94.1%	93.6%	93.3%
% of Patients satisfied with the time they had to wait for an appointment	1	1	N/A	88.8%	88.8%	88.9%

\* This is based on patients treated on this contract for their most recent course of treatment. Figures in italics indicate the base number of FP17s or Patient Questionnaire responses are less than 100. N/A is shown where the base number of responses is less than 10 during the period. % is calculated as Quantity/Base number\*100

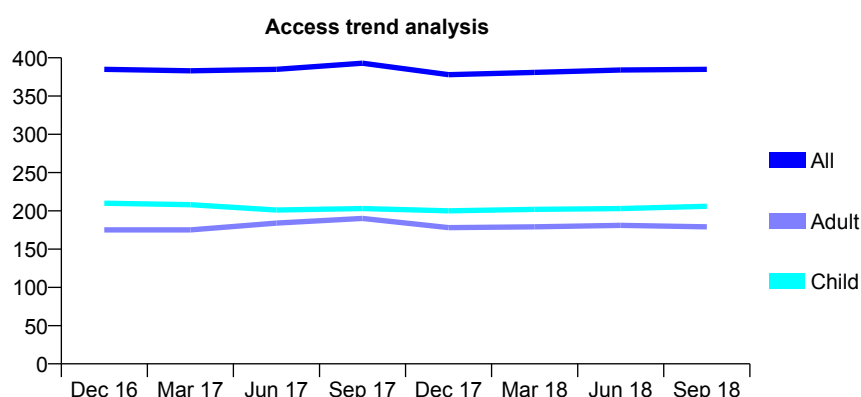
# Q64 - Vital Signs At a Glance Contract Report for 833282/0001 - September 2018

Name or company name	MR GP HOOD
Contract type name	GDS Contract
Purpose of contract	General
Contract start date	01/04/2006
Contract end date	

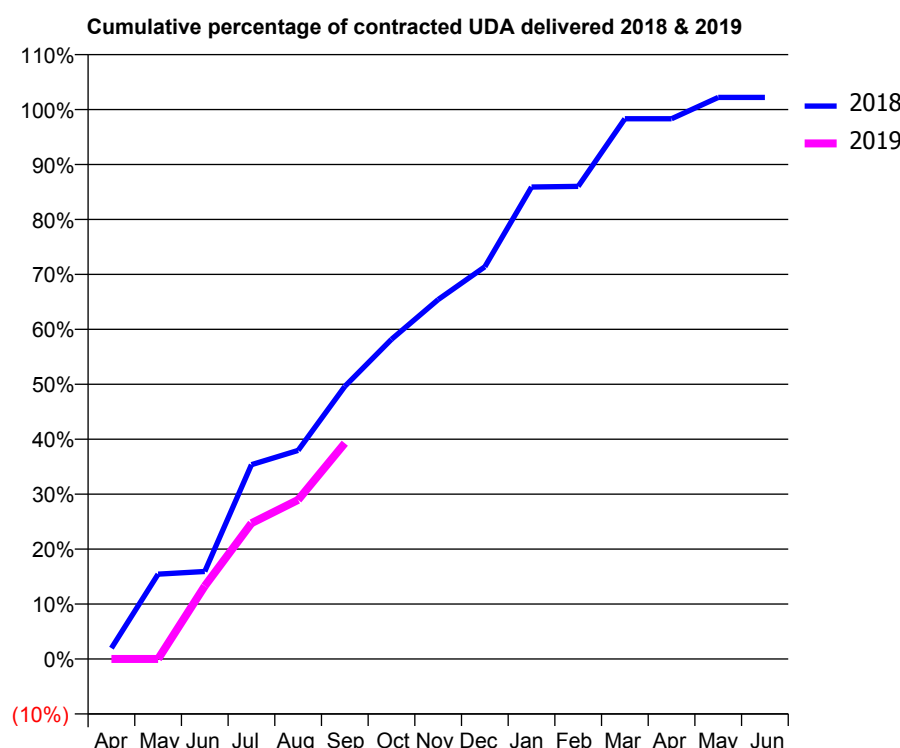
18/19 Contracted general activity (UDA)	806
Carry forward general activity (UDA)	0
18/19 Contracted orthodontic activity (UOA)	0
Carry forward orthodontic activity (UOA)	0
Baseline contract value	£18,035.05

## ACCESS\*

Patients seen in 24 months	Total	Change since previous quarter
Quarter ending September 2017	393	
Quarter ending December 2017	378	↓
Quarter ending March 2018	381	→
Quarter ending June 2018	384	→
Quarter ending September 2018	385	→
<b>Variance since September 2017</b>	<b>(2.0%)</b>	<b>↓</b>



## ACTIVITY



Adjusted Scheduled Activity (UDA)		
Month	2018	2019
April	16	0
May	124	0
June	128	107
July	285	199
August	306	233
September	400	317
October	469	
November	527	
December	575	
January	692	
February	693	
March	792	
April	792	
May	824	
June	824	

## QUALITY

	Quantity	Base Number	Contract	AT	Region	England
% of FP17s for the same patient ID Re-attending within 3 months - Children	3	138	2.2%	8.7%	11.1%	11.6%
% of FP17s for the same patient ID Re-attending within 3 months - Adults	4	73	5.5%	13.1%	15.3%	15.5%
% of FP17s for the same patient ID Re-attending between 3 & 9 months - Children	86	138	62.3%	61.8%	61.1%	58.8%
% of FP17s for the same patient ID Re-attending between 3 & 9 months - Adults	37	73	50.7%	52.4%	52.3%	51.1%
% of FP17s for Band 1 Urgent Courses	3	187	1.6%	8.3%	9.5%	9.0%
% of FP17s Relating to Free Repair or Replacements	0	187	0.0%	0.7%	0.7%	0.8%
% of FP17s Relating to Continuations	0	187	0.0%	0.8%	0.8%	0.9%
% of Patients satisfied with the dentistry they have received	1	1	N/A	94.1%	93.6%	93.3%
% of Patients satisfied with the time they had to wait for an appointment	1	1	N/A	88.8%	88.8%	88.9%

\* This is based on patients treated on this contract for their most recent course of treatment. Figures in italics indicate the base number of FP17s or Patient Questionnaire responses are less than 100. N/A is shown where the base number of responses is less than 10 during the period. % is calculated as Quantity/Base number\*100

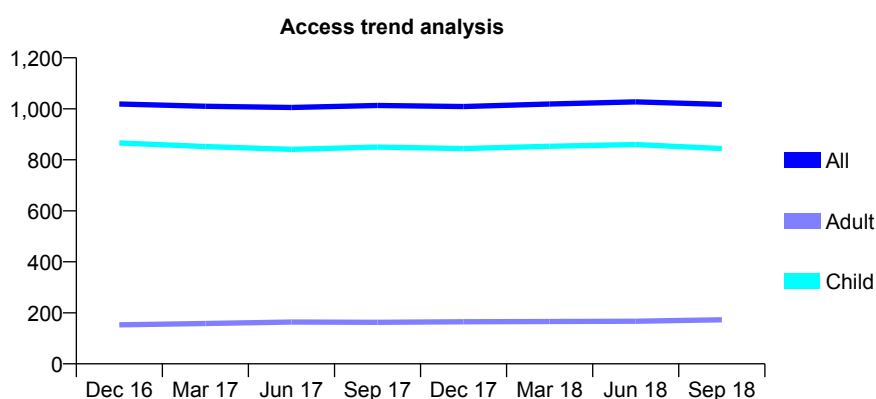
# Q64 - Vital Signs At a Glance Contract Report for 839329/0004 - September 2018

Name or company name	MR SJ MCELROY
Contract type name	GDS Contract
Purpose of contract	General
Contract start date	01/04/2006
Contract end date	

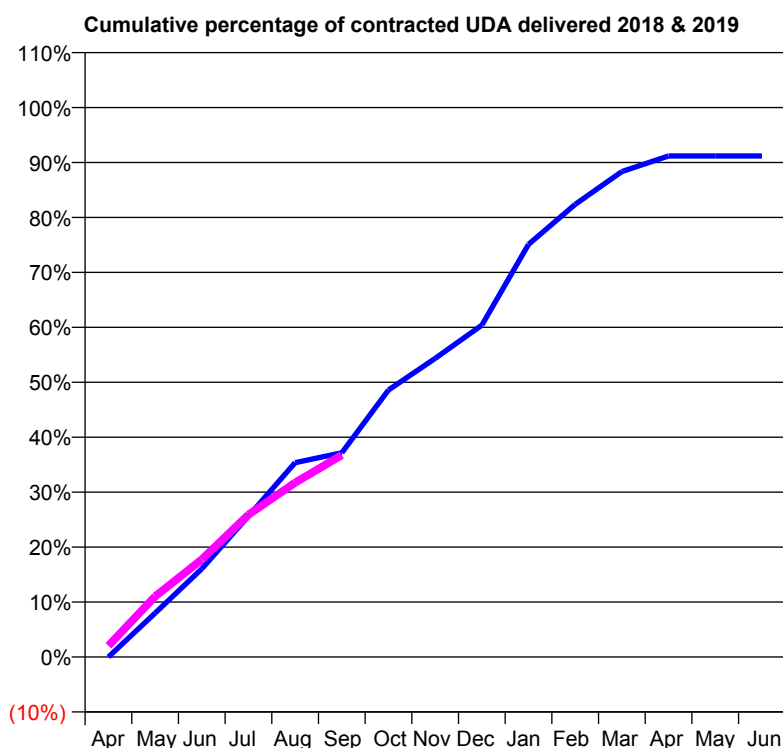
18/19 Contracted general activity (UDA)	3,000
Carry forward general activity (UDA)	0
18/19 Contracted orthodontic activity (UOA)	0
Carry forward orthodontic activity (UOA)	0
Baseline contract value	£75,896.76

## ACCESS\*

Patients seen in 24 months	Total	Change since previous quarter
Quarter ending September 2017	1,013	
Quarter ending December 2017	1,009	→
Quarter ending March 2018	1,019	→
Quarter ending June 2018	1,027	→
Quarter ending September 2018	1,017	→
<b>Variance since September 2017</b>	<b>0.4%</b>	<b>→</b>



## ACTIVITY



Adjusted Scheduled Activity (UDA)		
Month	2018	2019
April	0	61
May	240	331
June	481	532
July	769	777
August	1,061	952
September	1,115	1,103
October	1,458	
November	1,630	
December	1,812	
January	2,253	
February	2,471	
March	2,650	
April	2,736	
May	2,736	
June	2,736	

## QUALITY

	Quantity	Base Number	Contract	AT	Region	England
% of FP17s for the same patient ID Re-attending within 3 months - Children	37	643	5.8%	8.7%	11.1%	11.6%
% of FP17s for the same patient ID Re-attending within 3 months - Adults	0	39	0.0%	13.1%	15.3%	15.5%
% of FP17s for the same patient ID Re-attending between 3 & 9 months - Children	431	643	67.0%	61.8%	61.1%	58.8%
% of FP17s for the same patient ID Re-attending between 3 & 9 months - Adults	30	39	76.9%	52.4%	52.3%	51.1%
% of FP17s for Band 1 Urgent Courses	18	631	2.9%	8.3%	9.5%	9.0%
% of FP17s Relating to Free Repair or Replacements	0	631	0.0%	0.7%	0.7%	0.8%
% of FP17s Relating to Continuations	0	631	0.0%	0.8%	0.8%	0.9%
% of Patients satisfied with the dentistry they have received	0	0	N/A	94.1%	93.6%	93.3%
% of Patients satisfied with the time they had to wait for an appointment	0	0	N/A	88.8%	88.8%	88.9%

\* This is based on patients treated on this contract for their most recent course of treatment. Figures in italics indicate the base number of FP17s or Patient Questionnaire responses are less than 100. N/A is shown where the base number of responses is less than 10 during the period. % is calculated as Quantity/Base number\*100

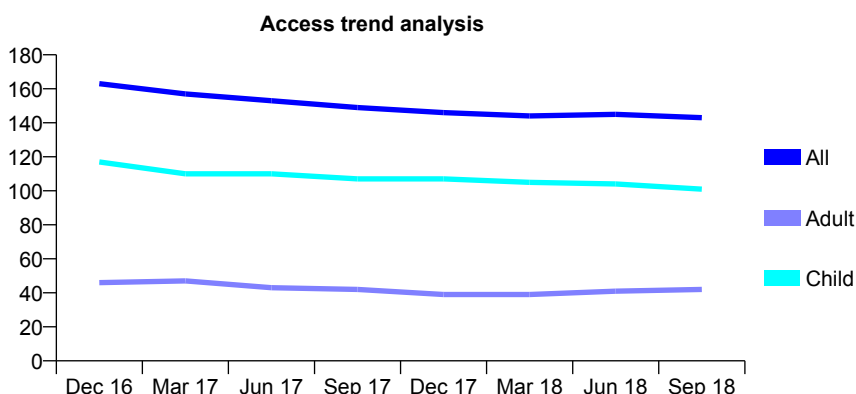
## Q64 - Vital Signs At a Glance Contract Report for 841048/0003 - September 2018

Name or company name	MR CG HARDMAN
Contract type name	GDS Contract
Purpose of contract	General
Contract start date	01/04/2009
Contract end date	

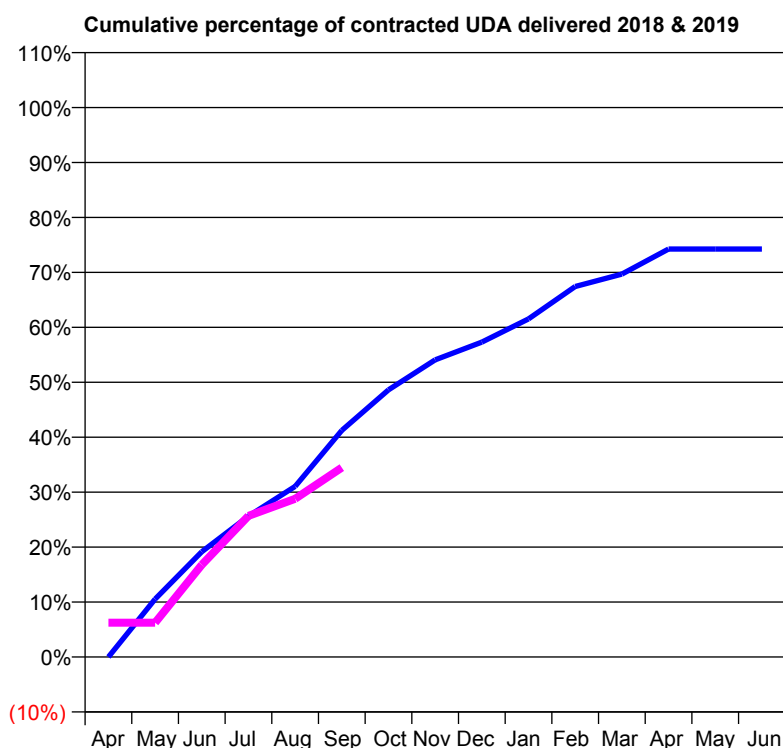
18/19 Contracted general activity (UDA)	355
Carry forward general activity (UDA)	0
18/19 Contracted orthodontic activity (UOA)	0
Carry forward orthodontic activity (UOA)	0
Baseline contract value	£8,435.20

### ACCESS\*

Patients seen in 24 months	Total	Change since previous quarter
Quarter ending September 2017	149	
Quarter ending December 2017	146	↓
Quarter ending March 2018	144	↓
Quarter ending June 2018	145	→
Quarter ending September 2018	143	↓
<b>Variance since September 2017</b>	<b>(4.0%)</b>	<b>↓</b>



### ACTIVITY



Adjusted Scheduled Activity (UDA)		
Month	2018	2019
April	0	22
May	37	22
June	68	60
July	91	91
August	110	102
September	146	122
October	173	
November	192	
December	203	
January	218	
February	239	
March	247	
April	264	
May	264	
June	264	

### QUALITY

	Quantity	Base Number	Contract	AT	Region	England
% of FP17s for the same patient ID Re-attending within 3 months - Children	5	84	6.0%	8.7%	11.1%	11.6%
% of FP17s for the same patient ID Re-attending within 3 months - Adults	1	19	5.3%	13.1%	15.3%	15.5%
% of FP17s for the same patient ID Re-attending between 3 & 9 months - Children	58	84	69.0%	61.8%	61.1%	58.8%
% of FP17s for the same patient ID Re-attending between 3 & 9 months - Adults	7	19	36.8%	52.4%	52.3%	51.1%
% of FP17s for Band 1 Urgent Courses	7	93	7.5%	8.3%	9.5%	9.0%
% of FP17s Relating to Free Repair or Replacements	0	93	0.0%	0.7%	0.7%	0.8%
% of FP17s Relating to Continuations	0	93	0.0%	0.8%	0.8%	0.9%
% of Patients satisfied with the dentistry they have received	0	0	N/A	94.1%	93.6%	93.3%
% of Patients satisfied with the time they had to wait for an appointment	0	0	N/A	88.8%	88.8%	88.9%

\* This is based on patients treated on this contract for their most recent course of treatment. Figures in italics indicate the base number of FP17s or Patient Questionnaire responses are less than 100. N/A is shown where the base number of responses is less than 10 during the period. % is calculated as Quantity/Base number\*100

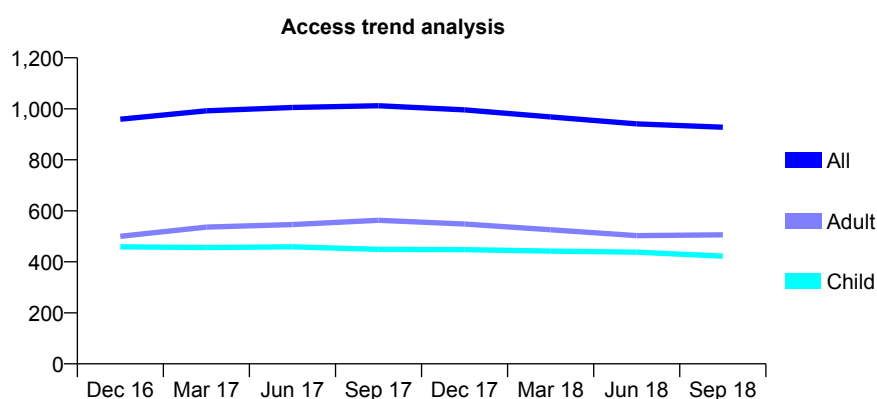
## Q64 - Vital Signs At a Glance Contract Report for 842915/0001 - September 2018

Name or company name	MR P DIBA
Contract type name	GDS Contract
Purpose of contract	General
Contract start date	01/04/2006
Contract end date	

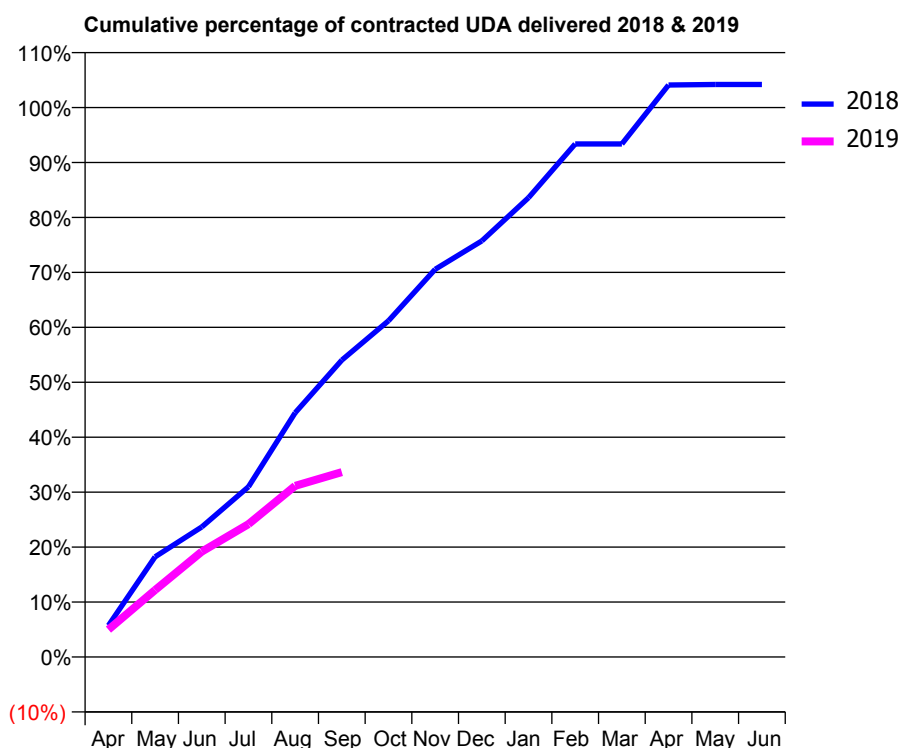
18/19 Contracted general activity (UDA)	3,994
Carry forward general activity (UDA)	0
18/19 Contracted orthodontic activity (UOA)	0
Carry forward orthodontic activity (UOA)	0
Baseline contract value	£98,748.62

### ACCESS\*

Patients seen in 24 months	Total	Change since previous quarter
Quarter ending September 2017	1,012	
Quarter ending December 2017	996	↓
Quarter ending March 2018	968	↓
Quarter ending June 2018	941	↓
Quarter ending September 2018	928	↓
<b>Variance since September 2017</b>	<b>(8.3%)</b>	<b>↓</b>



### ACTIVITY



Adjusted Scheduled Activity (UDA)		
Month	2018	2019
April	229	200
May	729	487
June	946	766
July	1,237	966
August	1,775	1,244
September	2,158	1,344
October	2,444	
November	2,818	
December	3,024	
January	3,339	
February	3,729	
March	3,729	
April	4,158	
May	4,162	
June	4,162	

### QUALITY

	Quantity	Base Number	Contract	AT	Region	England
% of FP17s for the same patient ID Re-attending within 3 months - Children	73	493	14.8%	8.7%	11.1%	11.6%
% of FP17s for the same patient ID Re-attending within 3 months - Adults	103	353	29.2%	13.1%	15.3%	15.5%
% of FP17s for the same patient ID Re-attending between 3 & 9 months - Children	352	493	71.4%	61.8%	61.1%	58.8%
% of FP17s for the same patient ID Re-attending between 3 & 9 months - Adults	204	353	57.8%	52.4%	52.3%	51.1%
% of FP17s for Band 1 Urgent Courses	30	620	4.8%	8.3%	9.5%	9.0%
% of FP17s Relating to Free Repair or Replacements	0	620	0.0%	0.7%	0.7%	0.8%
% of FP17s Relating to Continuations	0	620	0.0%	0.8%	0.8%	0.9%
% of Patients satisfied with the dentistry they have received	1	1	N/A	94.1%	93.6%	93.3%
% of Patients satisfied with the time they had to wait for an appointment	1	1	N/A	88.8%	88.8%	88.9%

\* This is based on patients treated on this contract for their most recent course of treatment. Figures in italics indicate the base number of FP17s or Patient Questionnaire responses are less than 100. N/A is shown where the base number of responses is less than 10 during the period. % is calculated as Quantity/Base number\*100

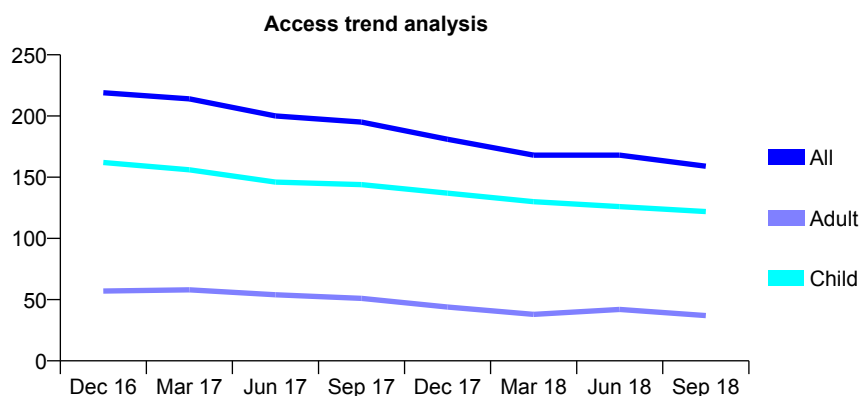
## Q64 - Vital Signs At a Glance Contract Report for 855162/0001 - September 2018

Name or company name	MR M ABRISHAMI
Contract type name	GDS Contract
Purpose of contract	General
Contract start date	01/04/2006
Contract end date	

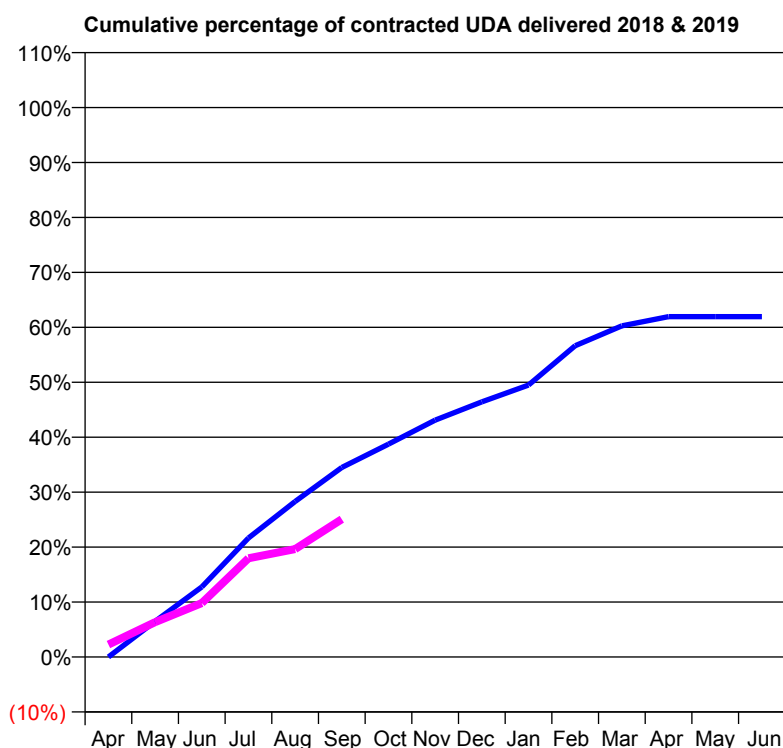
18/19 Contracted general activity (UDA)	662
Carry forward general activity (UDA)	0
18/19 Contracted orthodontic activity (UOA)	0
Carry forward orthodontic activity (UOA)	0
Baseline contract value	£14,177.83

### ACCESS\*

Patients seen in 24 months	Total	Change since previous quarter
Quarter ending September 2017	195	
Quarter ending December 2017	181	↓
Quarter ending March 2018	168	↓
Quarter ending June 2018	168	→
Quarter ending September 2018	159	↓
<b>Variance since September 2017</b>	<b>(18.5%)</b>	<b>↓</b>



### ACTIVITY



Adjusted Scheduled Activity (UDA)		
Month	2018	2019
April	0	15
May	43	42
June	84	65
July	143	119
August	187	130
September	228	166
October	256	
November	285	
December	307	
January	328	
February	375	
March	399	
April	410	
May	410	
June	410	

### QUALITY

	Quantity	Base Number	Contract	AT	Region	England
% of FP17s for the same patient ID Re-attending within 3 months - Children	5	132	3.8%	8.7%	11.1%	11.6%
% of FP17s for the same patient ID Re-attending within 3 months - Adults	0	12	0.0%	13.1%	15.3%	15.5%
% of FP17s for the same patient ID Re-attending between 3 & 9 months - Children	108	132	81.8%	61.8%	61.1%	58.8%
% of FP17s for the same patient ID Re-attending between 3 & 9 months - Adults	11	12	91.7%	52.4%	52.3%	51.1%
% of FP17s for Band 1 Urgent Courses	0	135	0.0%	8.3%	9.5%	9.0%
% of FP17s Relating to Free Repair or Replacements	0	135	0.0%	0.7%	0.7%	0.8%
% of FP17s Relating to Continuations	0	135	0.0%	0.8%	0.8%	0.9%
% of Patients satisfied with the dentistry they have received	0	0	N/A	94.1%	93.6%	93.3%
% of Patients satisfied with the time they had to wait for an appointment	0	0	N/A	88.8%	88.8%	88.9%

\* This is based on patients treated on this contract for their most recent course of treatment. Figures in italics indicate the base number of FP17s or Patient Questionnaire responses are less than 100. N/A is shown where the base number of responses is less than 10 during the period. % is calculated as Quantity/Base number\*100

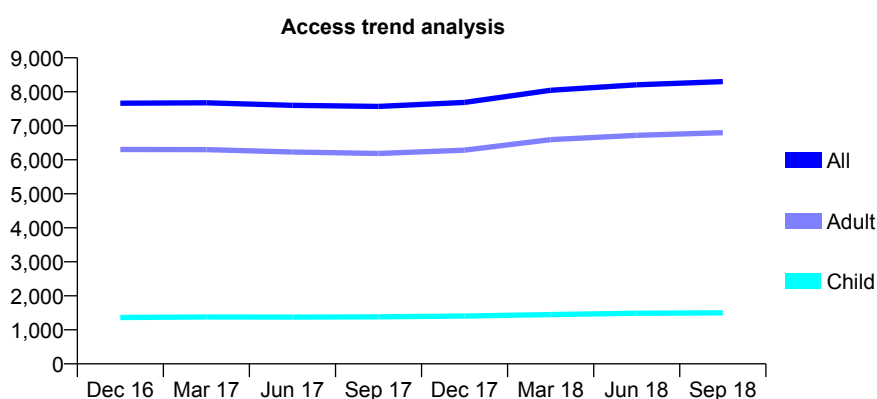
## Q64 - Vital Signs At a Glance Contract Report for 894362/0001 - September 2018

Name or company name	MR T SUNNAR
Contract type name	GDS Contract
Purpose of contract	General
Contract start date	28/07/2010
Contract end date	

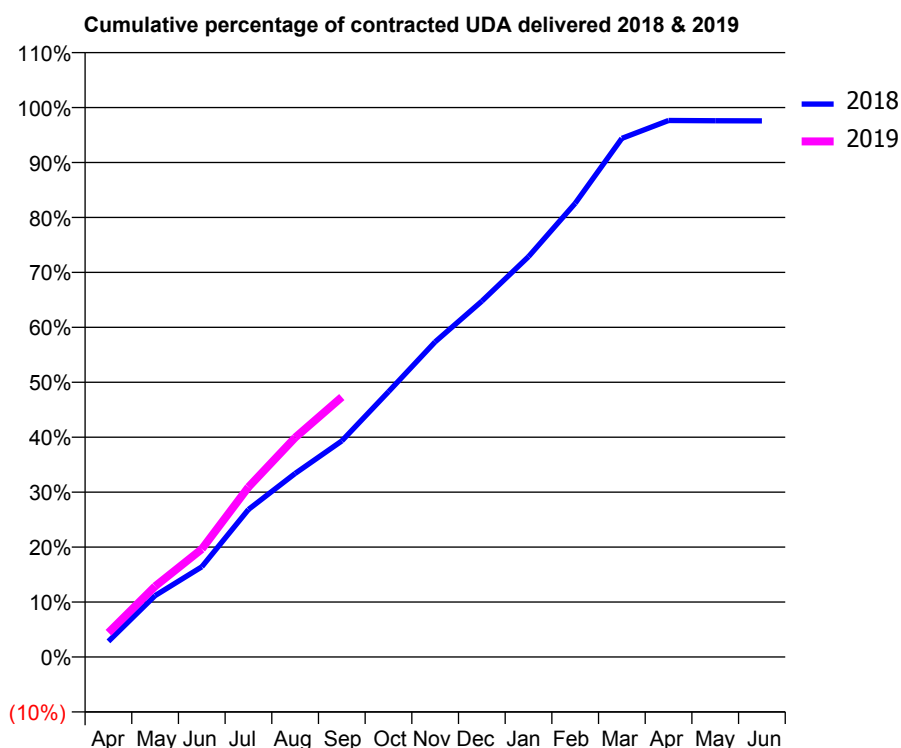
18/19 Contracted general activity (UDA)	23,164
Carry forward general activity (UDA)	0
18/19 Contracted orthodontic activity (UOA)	0
Carry forward orthodontic activity (UOA)	0
Baseline contract value	£489,322.59

### ACCESS\*

Patients seen in 24 months	Total	Change since previous quarter
Quarter ending September 2017	7,571	
Quarter ending December 2017	7,690	→
Quarter ending March 2018	8,046	↑
Quarter ending June 2018	8,207	↑
Quarter ending September 2018	8,299	→
<b>Variance since September 2017</b>	<b>9.6%</b>	<b>↑</b>



### ACTIVITY



Adjusted Scheduled Activity (UDA)		
Month	2018	2019
April	660	1,028
May	2,589	2,984
June	3,802	4,551
July	6,220	7,166
August	7,736	9,252
September	9,109	10,959
October	11,184	
November	13,283	
December	15,002	
January	16,879	
February	19,127	
March	21,866	
April	22,614	
May	22,603	
June	22,597	

### QUALITY

	Quantity	Base Number	Contract	AT	Region	England
% of FP17s for the same patient ID Re-attending within 3 months - Children	57	1,207	4.7%	8.7%	11.1%	11.6%
% of FP17s for the same patient ID Re-attending within 3 months - Adults	318	4,827	6.6%	13.1%	15.3%	15.5%
% of FP17s for the same patient ID Re-attending between 3 & 9 months - Children	812	1,207	67.3%	61.8%	61.1%	58.8%
% of FP17s for the same patient ID Re-attending between 3 & 9 months - Adults	3,113	4,827	64.5%	52.4%	52.3%	51.1%
% of FP17s for Band 1 Urgent Courses	147	5,688	2.6%	8.3%	9.5%	9.0%
% of FP17s Relating to Free Repair or Replacements	38	5,688	0.7%	0.7%	0.7%	0.8%
% of FP17s Relating to Continuations	17	5,688	0.3%	0.8%	0.8%	0.9%
% of Patients satisfied with the dentistry they have received	31	33	93.9%	94.1%	93.6%	93.3%
% of Patients satisfied with the time they had to wait for an appointment	29	33	87.9%	88.8%	88.8%	88.9%

\* This is based on patients treated on this contract for their most recent course of treatment. Figures in italics indicate the base number of FP17s or Patient Questionnaire responses are less than 100. N/A is shown where the base number of responses is less than 10 during the period. % is calculated as Quantity/Base number\*100

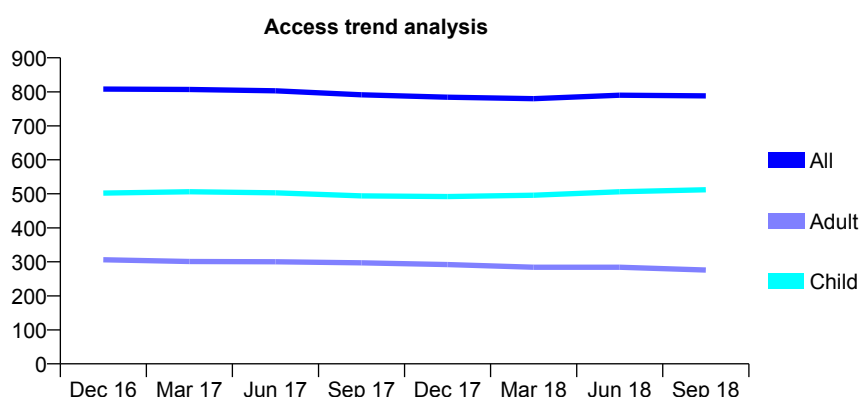
# Q64 - Vital Signs At a Glance Contract Report for 909335/0001 - September 2018

Name or company name	MR MD MILNTHORPE
Contract type name	GDS Contract
Purpose of contract	General
Contract start date	01/04/2006
Contract end date	

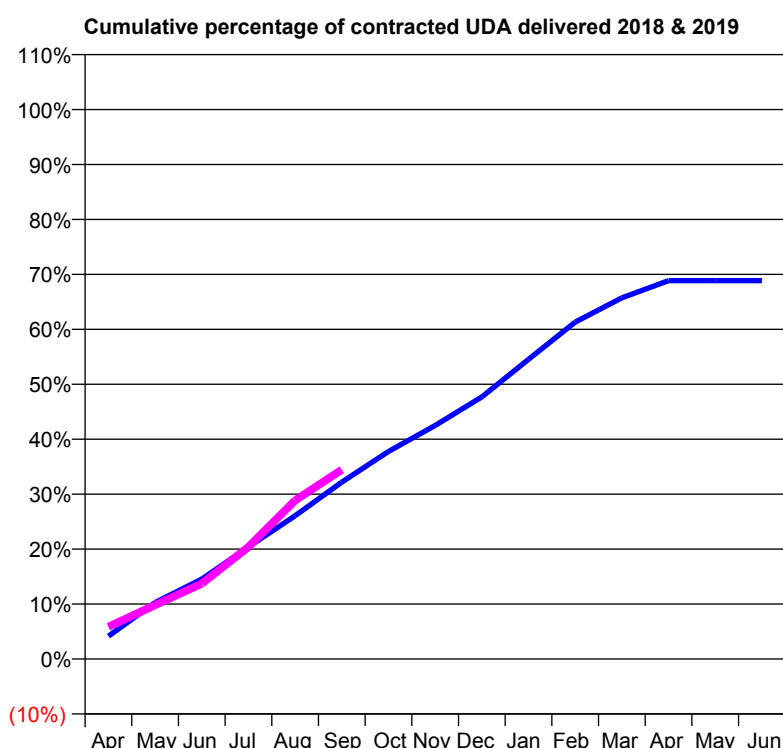
18/19 Contracted general activity (UDA)	2,100
Carry forward general activity (UDA)	0
18/19 Contracted orthodontic activity (UOA)	0
Carry forward orthodontic activity (UOA)	0
Baseline contract value	£45,804.66

## ACCESS\*

Patients seen in 24 months	Total	Change since previous quarter
Quarter ending September 2017	791	
Quarter ending December 2017	784	→
Quarter ending March 2018	780	→
Quarter ending June 2018	790	→
Quarter ending September 2018	788	→
<b>Variance since September 2017</b>	<b>(0.4%)</b>	→



## ACTIVITY



Adjusted Scheduled Activity (UDA)		
Month	2018	2019
April	87	123
May	216	206
June	305	288
July	428	428
August	548	606
September	676	724
October	793	
November	892	
December	1,002	
January	1,145	
February	1,288	
March	1,380	
April	1,446	
May	1,446	
June	1,446	

## QUALITY

	Quantity	Base Number	Contract	AT	Region	England
% of FP17s for the same patient ID Re-attending within 3 months - Children	23	428	5.4%	8.7%	11.1%	11.6%
% of FP17s for the same patient ID Re-attending within 3 months - Adults	9	136	6.6%	13.1%	15.3%	15.5%
% of FP17s for the same patient ID Re-attending between 3 & 9 months - Children	297	428	69.4%	61.8%	61.1%	58.8%
% of FP17s for the same patient ID Re-attending between 3 & 9 months - Adults	66	136	48.5%	52.4%	52.3%	51.1%
% of FP17s for Band 1 Urgent Courses	18	513	3.5%	8.3%	9.5%	9.0%
% of FP17s Relating to Free Repair or Replacements	0	513	0.0%	0.7%	0.7%	0.8%
% of FP17s Relating to Continuations	0	513	0.0%	0.8%	0.8%	0.9%
% of Patients satisfied with the dentistry they have received	0	0	N/A	94.1%	93.6%	93.3%
% of Patients satisfied with the time they had to wait for an appointment	0	0	N/A	88.8%	88.8%	88.9%

\* This is based on patients treated on this contract for their most recent course of treatment. Figures in italics indicate the base number of FP17s or Patient Questionnaire responses are less than 100. N/A is shown where the base number of responses is less than 10 during the period. % is calculated as Quantity/Base number\*100



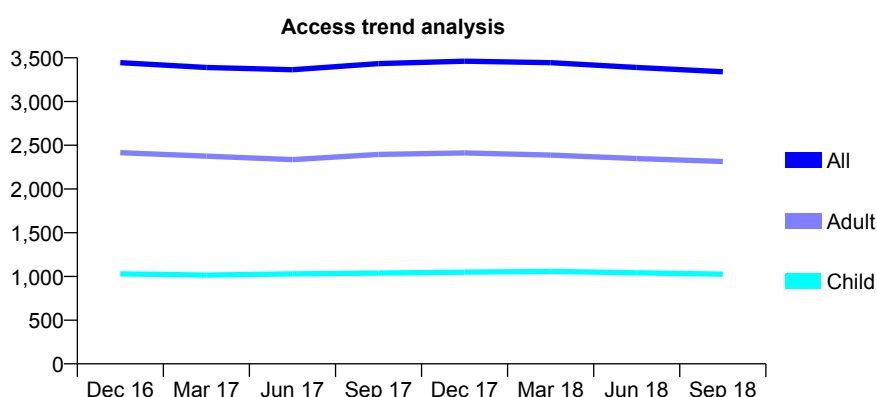
# Q64 - Vital Signs At a Glance Contract Report for 911402/0001 - September 2018

Name or company name	MR CP MACPHERSON
Contract type name	GDS Contract
Purpose of contract	General
Contract start date	01/04/2006
Contract end date	

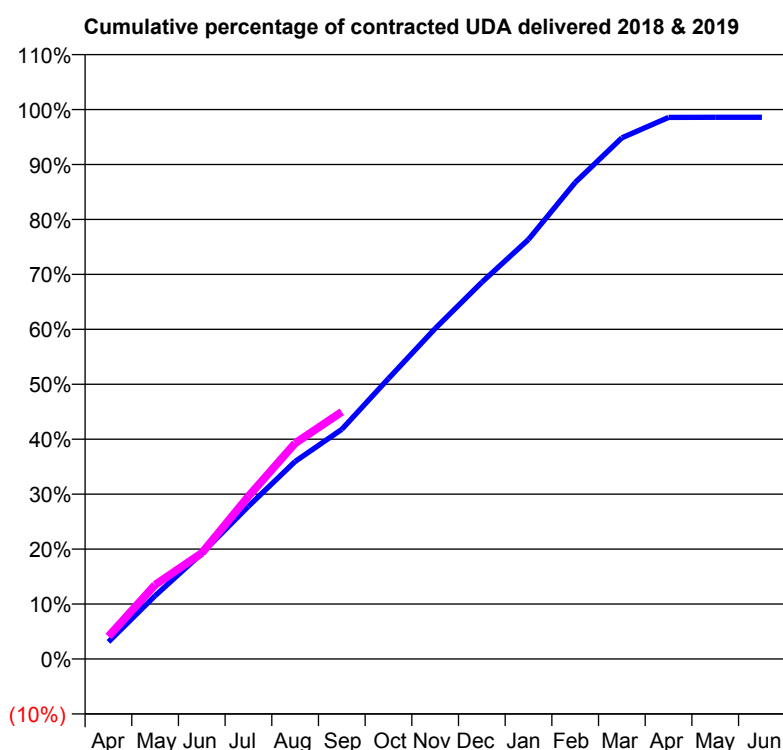
18/19 Contracted general activity (UDA)	10,642
Carry forward general activity (UDA)	0
18/19 Contracted orthodontic activity (UOA)	0
Carry forward orthodontic activity (UOA)	0
Baseline contract value	£291,402.87

## ACCESS\*

Patients seen in 24 months	Total	Change since previous quarter
Quarter ending September 2017	3,433	
Quarter ending December 2017	3,461	→
Quarter ending March 2018	3,444	→
Quarter ending June 2018	3,389	↓
Quarter ending September 2018	3,340	↓
<b>Variance since September 2017</b>	<b>(2.7%)</b>	<b>↓</b>



## ACTIVITY



Adjusted Scheduled Activity (UDA)		
Month	2018	2019
April	333	438
May	1,224	1,436
June	2,047	2,053
July	2,959	3,153
August	3,825	4,179
September	4,450	4,787
October	5,433	
November	6,401	
December	7,296	
January	8,125	
February	9,229	
March	10,094	
April	10,488	
May	10,491	
June	10,492	

## QUALITY

	Quantity	Base Number	Contract	AT	Region	England
% of FP17s for the same patient ID Re-attending within 3 months - Children	53	833	6.4%	8.7%	11.1%	11.6%
% of FP17s for the same patient ID Re-attending within 3 months - Adults	261	1,745	15.0%	13.1%	15.3%	15.5%
% of FP17s for the same patient ID Re-attending between 3 & 9 months - Children	635	833	76.2%	61.8%	61.1%	58.8%
% of FP17s for the same patient ID Re-attending between 3 & 9 months - Adults	1,201	1,745	68.8%	52.4%	52.3%	51.1%
% of FP17s for Band 1 Urgent Courses	119	2,406	4.9%	8.3%	9.5%	9.0%
% of FP17s Relating to Free Repair or Replacements	20	2,406	0.8%	0.7%	0.7%	0.8%
% of FP17s Relating to Continuations	15	2,406	0.6%	0.8%	0.8%	0.9%
% of Patients satisfied with the dentistry they have received	6	6	N/A	94.1%	93.6%	93.3%
% of Patients satisfied with the time they had to wait for an appointment	5	6	N/A	88.8%	88.8%	88.9%

\* This is based on patients treated on this contract for their most recent course of treatment. Figures in italics indicate the base number of FP17s or Patient Questionnaire responses are less than 100. N/A is shown where the base number of responses is less than 10 during the period. % is calculated as Quantity/Base number\*100

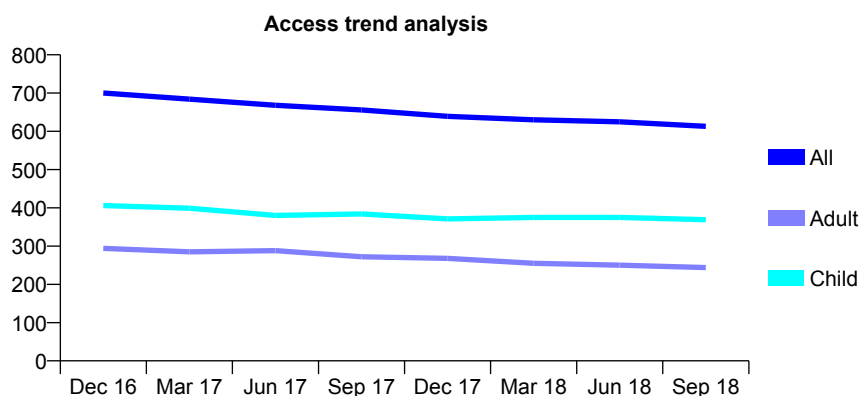
## Q64 - Vital Signs At a Glance Contract Report for 912018/0002 - September 2018

Name or company name	MR JC MOORE
Contract type name	GDS Contract
Purpose of contract	General
Contract start date	01/04/2006
Contract end date	

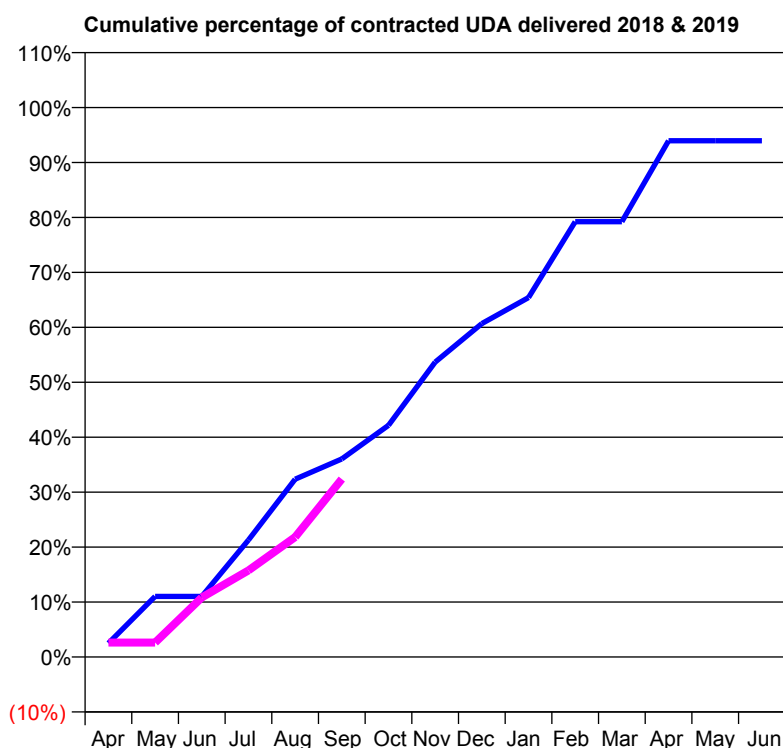
18/19 Contracted general activity (UDA)	1,882
Carry forward general activity (UDA)	0
18/19 Contracted orthodontic activity (UOA)	0
Carry forward orthodontic activity (UOA)	0
Baseline contract value	£40,034.81

### ACCESS\*

Patients seen in 24 months	Total	Change since previous quarter
Quarter ending September 2017	656	
Quarter ending December 2017	639	↓
Quarter ending March 2018	630	↓
Quarter ending June 2018	625	→
Quarter ending September 2018	613	↓
<b>Variance since September 2017</b>	<b>(6.6%)</b>	<b>↓</b>



### ACTIVITY



Adjusted Scheduled Activity (UDA)		
Month	2018	2019
April	47	49
May	208	49
June	208	204
July	401	297
August	609	411
September	678	609
October	794	
November	1,010	
December	1,142	
January	1,231	
February	1,491	
March	1,491	
April	1,768	
May	1,768	
June	1,768	

### QUALITY

	Quantity	Base Number	Contract	AT	Region	England
% of FP17s for the same patient ID Re-attending within 3 months - Children	26	377	6.9%	8.7%	11.1%	11.6%
% of FP17s for the same patient ID Re-attending within 3 months - Adults	49	176	27.8%	13.1%	15.3%	15.5%
% of FP17s for the same patient ID Re-attending between 3 & 9 months - Children	257	377	68.2%	61.8%	61.1%	58.8%
% of FP17s for the same patient ID Re-attending between 3 & 9 months - Adults	97	176	55.1%	52.4%	52.3%	51.1%
% of FP17s for Band 1 Urgent Courses	22	405	5.4%	8.3%	9.5%	9.0%
% of FP17s Relating to Free Repair or Replacements	0	405	0.0%	0.7%	0.7%	0.8%
% of FP17s Relating to Continuations	0	405	0.0%	0.8%	0.8%	0.9%
% of Patients satisfied with the dentistry they have received	0	0	N/A	94.1%	93.6%	93.3%
% of Patients satisfied with the time they had to wait for an appointment	0	0	N/A	88.8%	88.8%	88.9%

\* This is based on patients treated on this contract for their most recent course of treatment. Figures in italics indicate the base number of FP17s or Patient Questionnaire responses are less than 100. N/A is shown where the base number of responses is less than 10 during the period. % is calculated as Quantity/Base number\*100

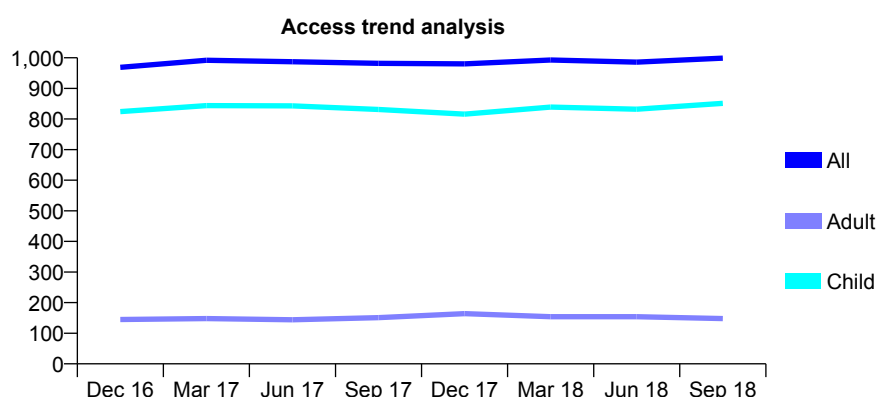
# Q64 - Vital Signs At a Glance Contract Report for 914312/0001 - September 2018

Name or company name	MR IP SPEECHLEY
Contract type name	GDS Contract
Purpose of contract	General
Contract start date	01/04/2006
Contract end date	

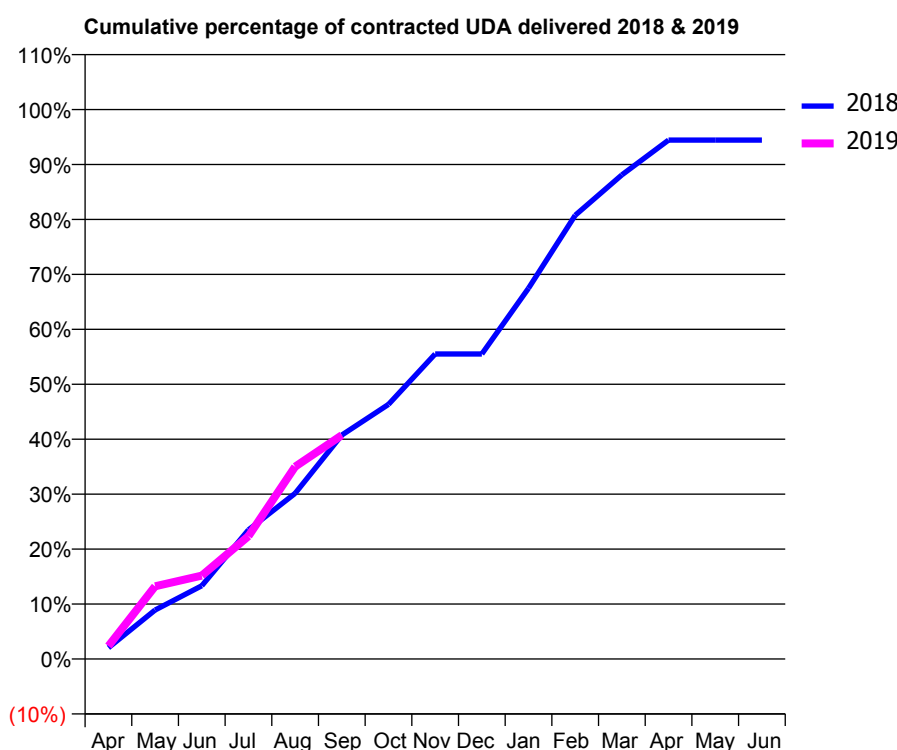
18/19 Contracted general activity (UDA)	2,200
Carry forward general activity (UDA)	0
18/19 Contracted orthodontic activity (UOA)	0
Carry forward orthodontic activity (UOA)	0
Baseline contract value	£49,750.61

## ACCESS\*

Patients seen in 24 months	Total	Change since previous quarter
Quarter ending September 2017	982	
Quarter ending December 2017	980	→
Quarter ending March 2018	993	→
Quarter ending June 2018	986	→
Quarter ending September 2018	999	→
<b>Variance since September 2017</b>	<b>1.7%</b>	<b>→</b>



## ACTIVITY



Adjusted Scheduled Activity (UDA)		
Month	2018	2019
April	45	52
May	196	291
June	293	334
July	517	492
August	663	770
September	896	896
October	1,019	
November	1,221	
December	1,221	
January	1,484	
February	1,776	
March	1,938	
April	2,077	
May	2,077	
June	2,077	

## QUALITY

	Quantity	Base Number	Contract	AT	Region	England
% of FP17s for the same patient ID Re-attending within 3 months - Children	37	624	5.9%	8.7%	11.1%	11.6%
% of FP17s for the same patient ID Re-attending within 3 months - Adults	1	26	3.8%	13.1%	15.3%	15.5%
% of FP17s for the same patient ID Re-attending between 3 & 9 months - Children	387	624	62.0%	61.8%	61.1%	58.8%
% of FP17s for the same patient ID Re-attending between 3 & 9 months - Adults	16	26	61.5%	52.4%	52.3%	51.1%
% of FP17s for Band 1 Urgent Courses	0	578	0.0%	8.3%	9.5%	9.0%
% of FP17s Relating to Free Repair or Replacements	0	578	0.0%	0.7%	0.7%	0.8%
% of FP17s Relating to Continuations	0	578	0.0%	0.8%	0.8%	0.9%
% of Patients satisfied with the dentistry they have received	1	1	N/A	94.1%	93.6%	93.3%
% of Patients satisfied with the time they had to wait for an appointment	1	1	N/A	88.8%	88.8%	88.9%

\* This is based on patients treated on this contract for their most recent course of treatment. Figures in italics indicate the base number of FP17s or Patient Questionnaire responses are less than 100. N/A is shown where the base number of responses is less than 10 during the period. % is calculated as Quantity/Base number\*100

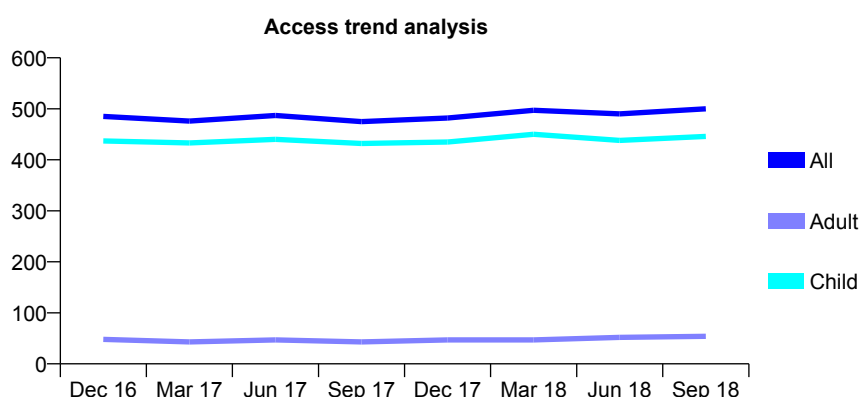
# Q64 - Vital Signs At a Glance Contract Report for 914843/0001 - September 2018

Name or company name	MR RM BAKER
Contract type name	GDS Contract
Purpose of contract	General
Contract start date	01/04/2006
Contract end date	

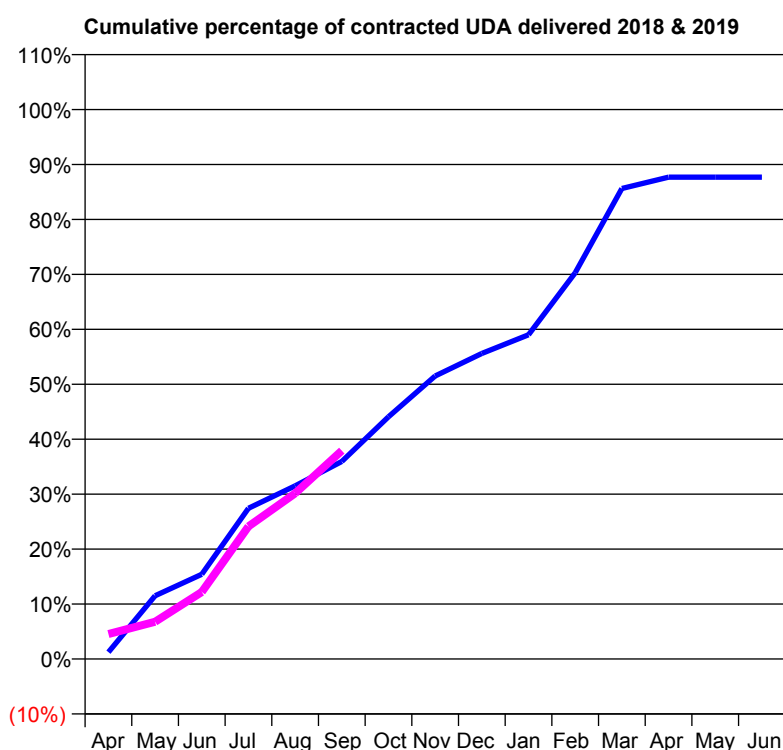
18/19 Contracted general activity (UDA)	1,036
Carry forward general activity (UDA)	0
18/19 Contracted orthodontic activity (UOA)	0
Carry forward orthodontic activity (UOA)	0
Baseline contract value	£27,566.14

## ACCESS\*

Patients seen in 24 months	Total	Change since previous quarter
Quarter ending September 2017	475	
Quarter ending December 2017	482	→
Quarter ending March 2018	497	↑
Quarter ending June 2018	490	↓
Quarter ending September 2018	500	↑
<b>Variance since September 2017</b>	<b>5.3%</b>	<b>↑</b>



## ACTIVITY



Adjusted Scheduled Activity (UDA)		
Month	2018	2019
April	13	47
May	119	70
June	160	126
July	284	250
August	326	312
September	372	393
October	457	
November	534	
December	576	
January	611	
February	728	
March	887	
April	908	
May	908	
June	908	

## QUALITY

	Quantity	Base Number	Contract	AT	Region	England
% of FP17s for the same patient ID Re-attending within 3 months - Children	25	287	8.7%	8.7%	11.1%	11.6%
% of FP17s for the same patient ID Re-attending within 3 months - Adults	0	11	0.0%	13.1%	15.3%	15.5%
% of FP17s for the same patient ID Re-attending between 3 & 9 months - Children	143	287	49.8%	61.8%	61.1%	58.8%
% of FP17s for the same patient ID Re-attending between 3 & 9 months - Adults	6	11	54.5%	52.4%	52.3%	51.1%
% of FP17s for Band 1 Urgent Courses	9	281	3.2%	8.3%	9.5%	9.0%
% of FP17s Relating to Free Repair or Replacements	0	281	0.0%	0.7%	0.7%	0.8%
% of FP17s Relating to Continuations	3	281	1.1%	0.8%	0.8%	0.9%
% of Patients satisfied with the dentistry they have received	0	0	N/A	94.1%	93.6%	93.3%
% of Patients satisfied with the time they had to wait for an appointment	0	0	N/A	88.8%	88.8%	88.9%

\* This is based on patients treated on this contract for their most recent course of treatment. Figures in italics indicate the base number of FP17s or Patient Questionnaire responses are less than 100. N/A is shown where the base number of responses is less than 10 during the period. % is calculated as Quantity/Base number\*100

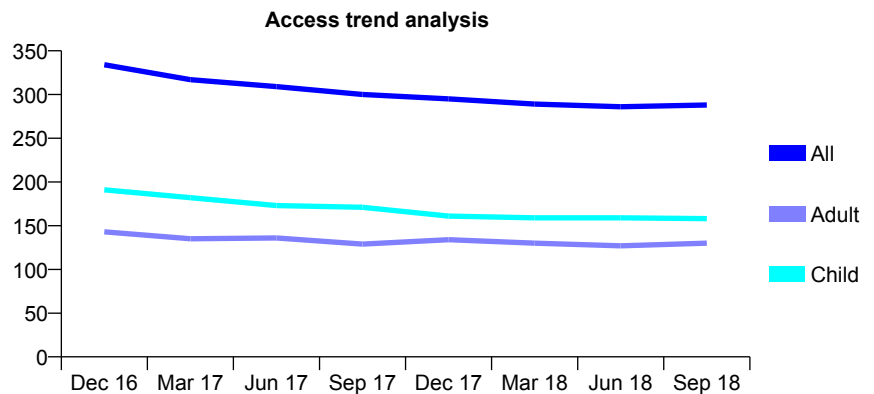
## Q64 - Vital Signs At a Glance Contract Report for 915203/0001 - September 2018

Name or company name	Ms SL Watt
Contract type name	GDS Contract
Purpose of contract	General
Contract start date	01/04/2006
Contract end date	

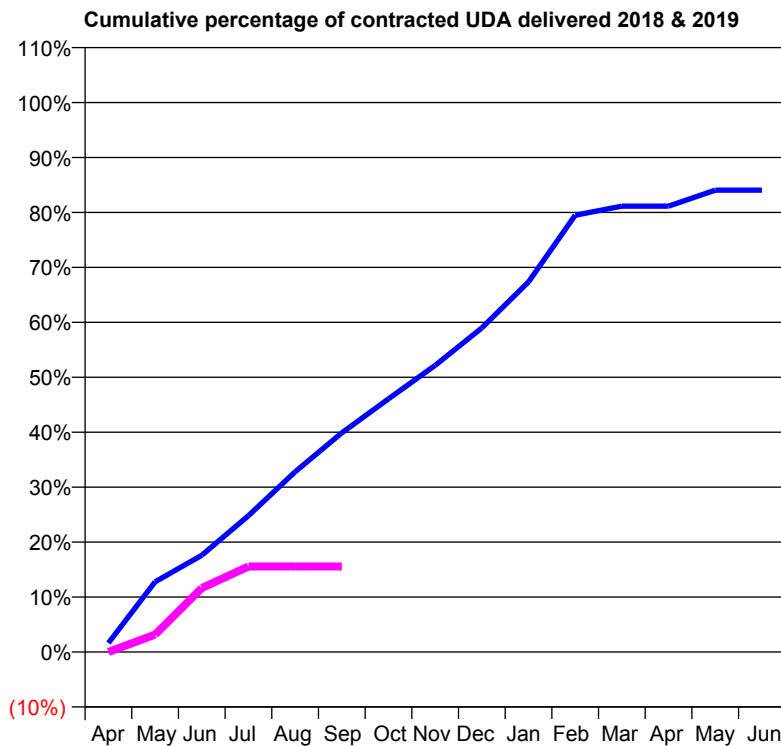
18/19 Contracted general activity (UDA)	790
Carry forward general activity (UDA)	0
18/19 Contracted orthodontic activity (UOA)	0
Carry forward orthodontic activity (UOA)	0
Baseline contract value	£16,886.54

### ACCESS\*

Patients seen in 24 months	Total	Change since previous quarter
Quarter ending September 2017	300	
Quarter ending December 2017	295	↓
Quarter ending March 2018	289	↓
Quarter ending June 2018	286	↓
Quarter ending September 2018	288	→
<b>Variance since September 2017</b>	<b>(4.0%)</b>	<b>↓</b>



### ACTIVITY



Adjusted Scheduled Activity (UDA)		
Month	2018	2019
April	13	0
May	101	25
June	139	92
July	196	123
August	259	123
September	315	123
October	364	
November	412	
December	466	
January	532	
February	628	
March	641	
April	641	
May	664	
June	664	

### QUALITY

	Quantity	Base Number	Contract	AT	Region	England
% of FP17s for the same patient ID Re-attending within 3 months - Children	5	85	5.9%	8.7%	11.1%	11.6%
% of FP17s for the same patient ID Re-attending within 3 months - Adults	3	42	7.1%	13.1%	15.3%	15.5%
% of FP17s for the same patient ID Re-attending between 3 & 9 months - Children	61	85	71.8%	61.8%	61.1%	58.8%
% of FP17s for the same patient ID Re-attending between 3 & 9 months - Adults	24	42	57.1%	52.4%	52.3%	51.1%
% of FP17s for Band 1 Urgent Courses	0	98	0.0%	8.3%	9.5%	9.0%
% of FP17s Relating to Free Repair or Replacements	0	98	0.0%	0.7%	0.7%	0.8%
% of FP17s Relating to Continuations	1	98	1.0%	0.8%	0.8%	0.9%
% of Patients satisfied with the dentistry they have received	2	2	N/A	94.1%	93.6%	93.3%
% of Patients satisfied with the time they had to wait for an appointment	2	2	N/A	88.8%	88.8%	88.9%

\* This is based on patients treated on this contract for their most recent course of treatment. Figures in italics indicate the base number of FP17s or Patient Questionnaire responses are less than 100. N/A is shown where the base number of responses is less than 10 during the period. % is calculated as Quantity/Base number\*100

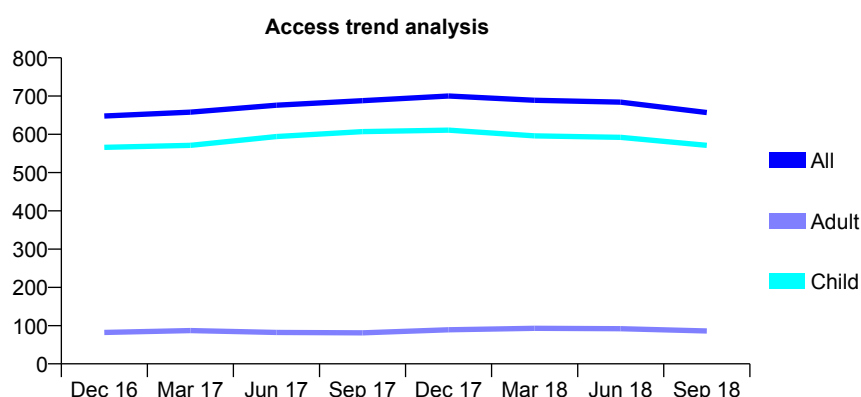
## Q64 - Vital Signs At a Glance Contract Report for 917532/0001 - September 2018

Name or company name	MR RD SWINSON
Contract type name	GDS Contract
Purpose of contract	General
Contract start date	01/04/2006
Contract end date	

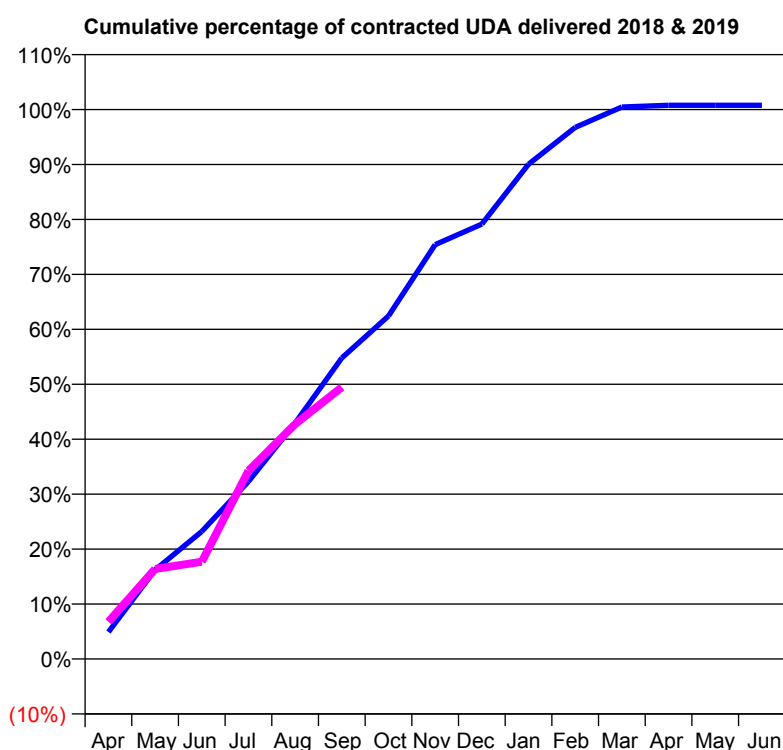
18/19 Contracted general activity (UDA)	1,450
Carry forward general activity (UDA)	0
18/19 Contracted orthodontic activity (UOA)	0
Carry forward orthodontic activity (UOA)	0
Baseline contract value	£33,729.45

### ACCESS\*

Patients seen in 24 months	Total	Change since previous quarter
Quarter ending September 2017	688	
Quarter ending December 2017	700	→
Quarter ending March 2018	689	↓
Quarter ending June 2018	684	→
Quarter ending September 2018	657	↓
<b>Variance since September 2017</b>	<b>(4.5%)</b>	<b>↓</b>



### ACTIVITY



Adjusted Scheduled Activity (UDA)		
Month	2018	2019
April	71	98
May	235	238
June	336	257
July	468	497
August	623	620
September	794	717
October	905	
November	1,094	
December	1,148	
January	1,306	
February	1,403	
March	1,457	
April	1,461	
May	1,461	
June	1,461	

### QUALITY

	Quantity	Base Number	Contract	AT	Region	England
% of FP17s for the same patient ID Re-attending within 3 months - Children	26	511	5.1%	8.7%	11.1%	11.6%
% of FP17s for the same patient ID Re-attending within 3 months - Adults	1	26	3.8%	13.1%	15.3%	15.5%
% of FP17s for the same patient ID Re-attending between 3 & 9 months - Children	377	511	73.8%	61.8%	61.1%	58.8%
% of FP17s for the same patient ID Re-attending between 3 & 9 months - Adults	16	26	61.5%	52.4%	52.3%	51.1%
% of FP17s for Band 1 Urgent Courses	11	532	2.1%	8.3%	9.5%	9.0%
% of FP17s Relating to Free Repair or Replacements	0	532	0.0%	0.7%	0.7%	0.8%
% of FP17s Relating to Continuations	0	532	0.0%	0.8%	0.8%	0.9%
% of Patients satisfied with the dentistry they have received	0	0	N/A	94.1%	93.6%	93.3%
% of Patients satisfied with the time they had to wait for an appointment	0	0	N/A	88.8%	88.8%	88.9%

\* This is based on patients treated on this contract for their most recent course of treatment. Figures in italics indicate the base number of FP17s or Patient Questionnaire responses are less than 100. N/A is shown where the base number of responses is less than 10 during the period. % is calculated as Quantity/Base number\*100

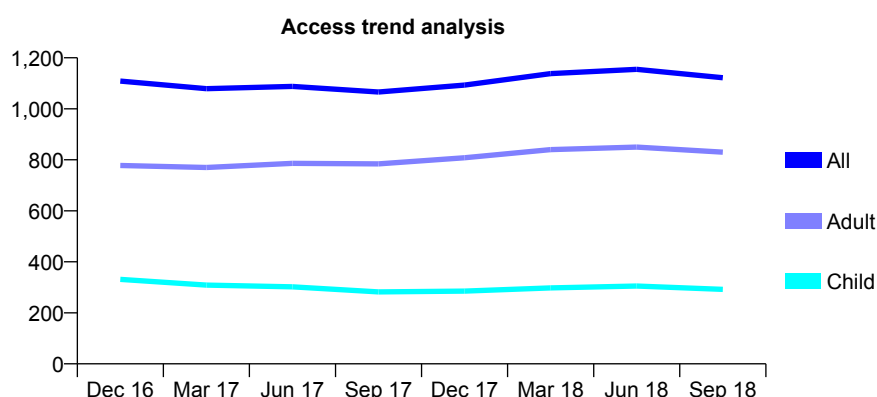
# Q64 - Vital Signs At a Glance Contract Report for 917591/0001 - September 2018

Name or company name	MISS JE TIDMARSH
Contract type name	GDS Contract
Purpose of contract	General
Contract start date	01/04/2006
Contract end date	

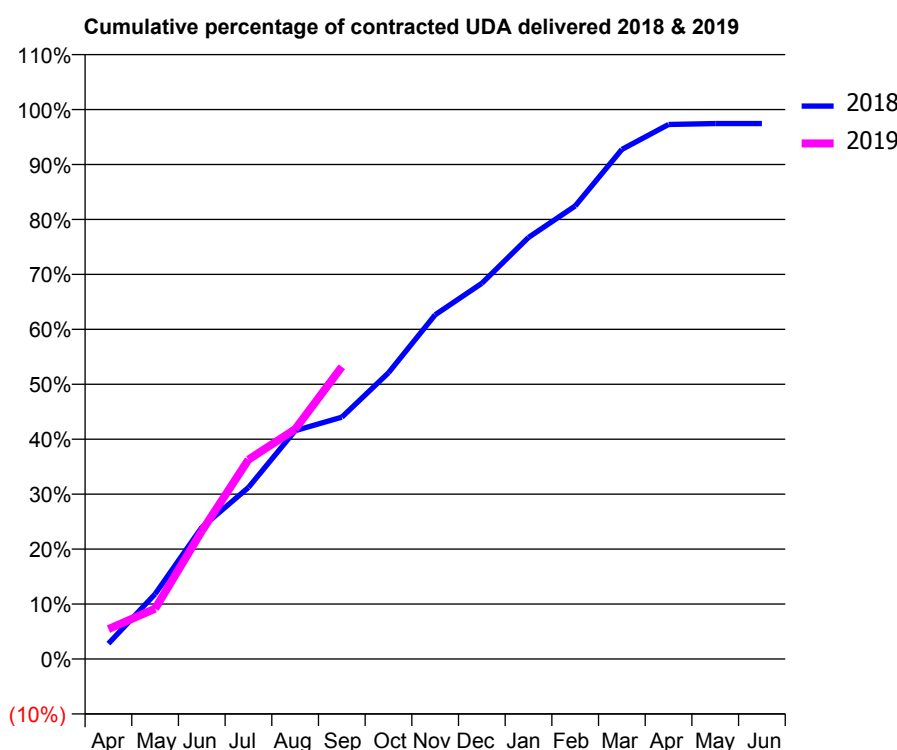
18/19 Contracted general activity (UDA)	1,190
Carry forward general activity (UDA)	0
18/19 Contracted orthodontic activity (UOA)	0
Carry forward orthodontic activity (UOA)	0
Baseline contract value	£28,438.30

## ACCESS\*

Patients seen in 24 months	Total	Change since previous quarter
Quarter ending September 2017	1,066	
Quarter ending December 2017	1,093	↑
Quarter ending March 2018	1,138	↑
Quarter ending June 2018	1,155	→
Quarter ending September 2018	1,122	↓
<b>Variance since September 2017</b>	<b>5.3%</b>	<b>↑</b>



## ACTIVITY



Adjusted Scheduled Activity (UDA)		
Month	2018	2019
April	33	65
May	141	109
June	285	277
July	372	432
August	494	498
September	524	633
October	620	
November	745	
December	814	
January	913	
February	981	
March	1,104	
April	1,158	
May	1,160	
June	1,160	

## QUALITY

	Quantity	Base Number	Contract	AT	Region	England
% of FP17s for the same patient ID Re-attending within 3 months - Children	13	218	6.0%	8.7%	11.1%	11.6%
% of FP17s for the same patient ID Re-attending within 3 months - Adults	64	540	11.9%	13.1%	15.3%	15.5%
% of FP17s for the same patient ID Re-attending between 3 & 9 months - Children	119	218	54.6%	61.8%	61.1%	58.8%
% of FP17s for the same patient ID Re-attending between 3 & 9 months - Adults	286	540	53.0%	52.4%	52.3%	51.1%
% of FP17s for Band 1 Urgent Courses	19	343	5.5%	8.3%	9.5%	9.0%
% of FP17s Relating to Free Repair or Replacements	2	343	0.6%	0.7%	0.7%	0.8%
% of FP17s Relating to Continuations	2	343	0.6%	0.8%	0.8%	0.9%
% of Patients satisfied with the dentistry they have received	2	2	N/A	94.1%	93.6%	93.3%
% of Patients satisfied with the time they had to wait for an appointment	1	2	N/A	88.8%	88.8%	88.9%

\* This is based on patients treated on this contract for their most recent course of treatment. Figures in italics indicate the base number of FP17s or Patient Questionnaire responses are less than 100. N/A is shown where the base number of responses is less than 10 during the period. % is calculated as Quantity/Base number\*100

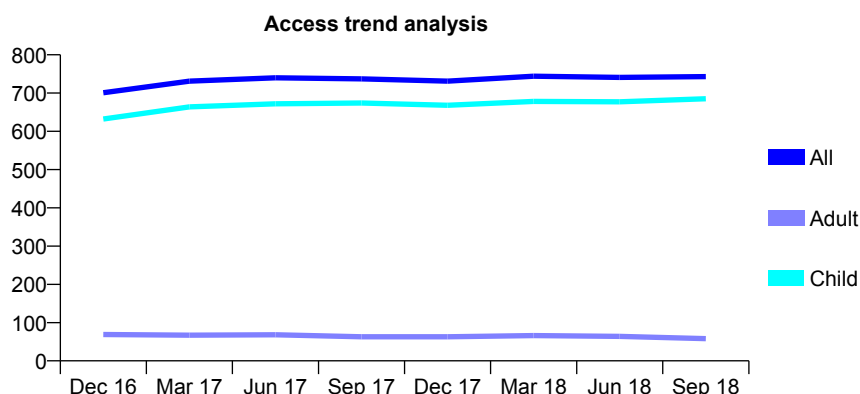
## Q64 - Vital Signs At a Glance Contract Report for 917869/0001 - September 2018

Name or company name	MR PM MCVEIGH
Contract type name	GDS Contract
Purpose of contract	General
Contract start date	01/04/2006
Contract end date	

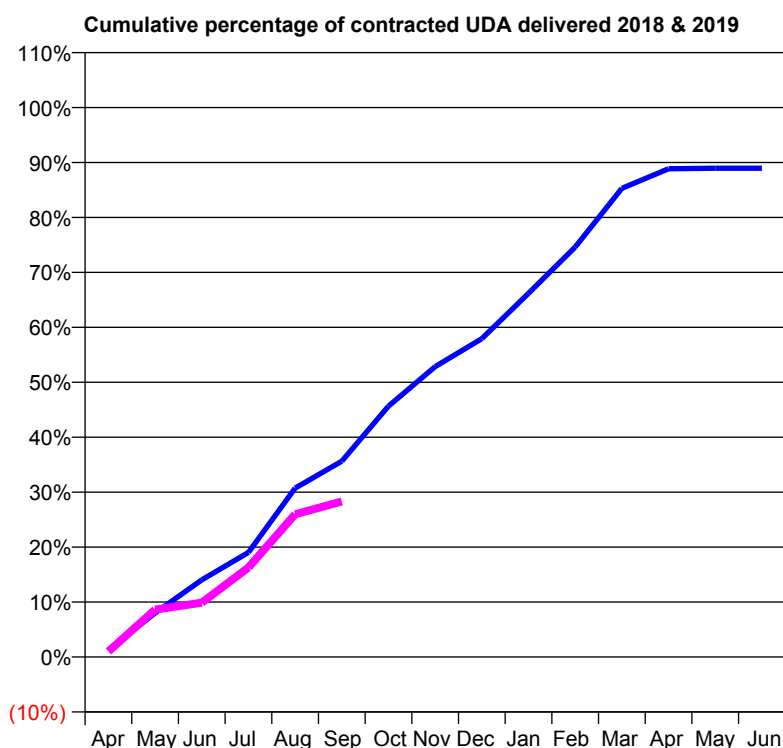
18/19 Contracted general activity (UDA)	2,100
Carry forward general activity (UDA)	0
18/19 Contracted orthodontic activity (UOA)	0
Carry forward orthodontic activity (UOA)	0
Baseline contract value	£43,803.33

### ACCESS\*

Patients seen in 24 months	Total	Change since previous quarter
Quarter ending September 2017	737	
Quarter ending December 2017	731	→
Quarter ending March 2018	744	→
Quarter ending June 2018	741	→
Quarter ending September 2018	743	→
<b>Variance since September 2017</b>	<b>0.8%</b>	<b>→</b>



### ACTIVITY



Adjusted Scheduled Activity (UDA)		
Month	2018	2019
April	27	21
May	168	181
June	295	208
July	400	342
August	645	545
September	748	595
October	959	
November	1,110	
December	1,217	
January	1,390	
February	1,567	
March	1,791	
April	1,866	
May	1,868	
June	1,868	

### QUALITY

	Quantity	Base Number	Contract	AT	Region	England
% of FP17s for the same patient ID Re-attending within 3 months - Children	14	433	3.2%	8.7%	11.1%	11.6%
% of FP17s for the same patient ID Re-attending within 3 months - Adults	0	0	N/A	13.1%	15.3%	15.5%
% of FP17s for the same patient ID Re-attending between 3 & 9 months - Children	331	433	76.4%	61.8%	61.1%	58.8%
% of FP17s for the same patient ID Re-attending between 3 & 9 months - Adults	0	0	N/A	52.4%	52.3%	51.1%
% of FP17s for Band 1 Urgent Courses	8	400	2.0%	8.3%	9.5%	9.0%
% of FP17s Relating to Free Repair or Replacements	0	400	0.0%	0.7%	0.7%	0.8%
% of FP17s Relating to Continuations	0	400	0.0%	0.8%	0.8%	0.9%
% of Patients satisfied with the dentistry they have received	0	0	N/A	94.1%	93.6%	93.3%
% of Patients satisfied with the time they had to wait for an appointment	0	0	N/A	88.8%	88.8%	88.9%

\* This is based on patients treated on this contract for their most recent course of treatment. Figures in italics indicate the base number of FP17s or Patient Questionnaire responses are less than 100. N/A is shown where the base number of responses is less than 10 during the period. % is calculated as Quantity/Base number\*100



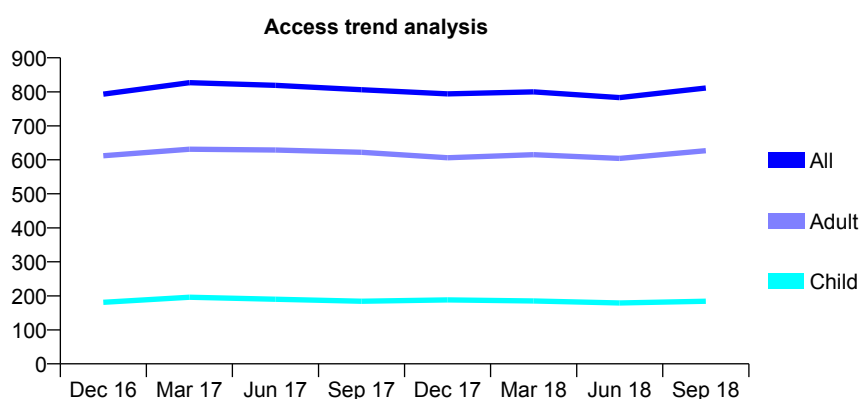
## Q64 - Vital Signs At a Glance Contract Report for 918636/0001 - September 2018

Name or company name	MR KH GEORGE
Contract type name	GDS Contract
Purpose of contract	General
Contract start date	01/04/2006
Contract end date	

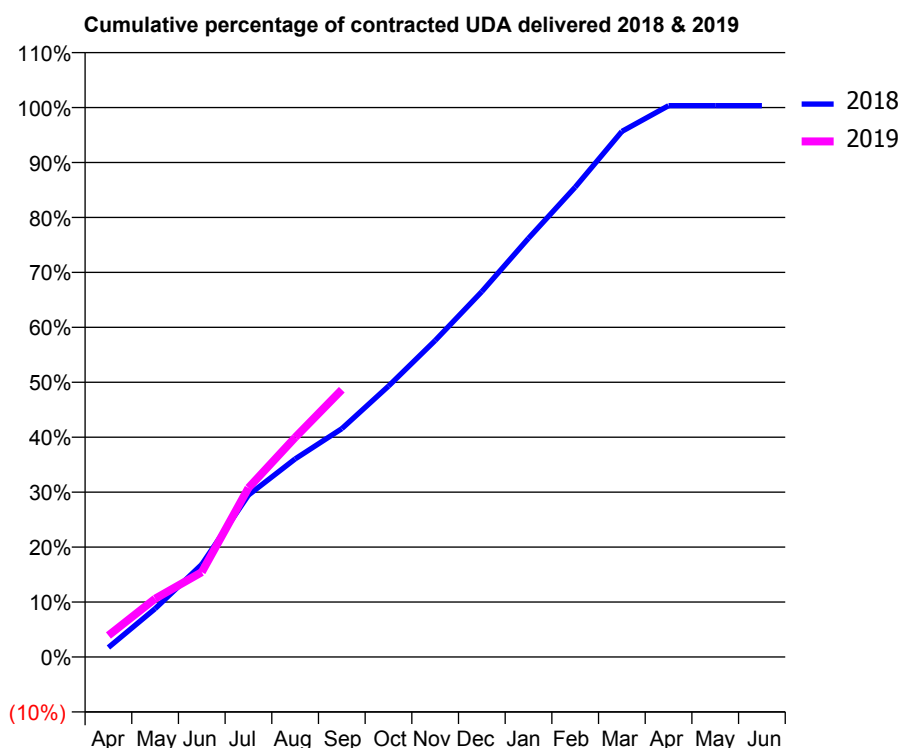
18/19 Contracted general activity (UDA)	2,646
Carry forward general activity (UDA)	0
18/19 Contracted orthodontic activity (UOA)	0
Carry forward orthodontic activity (UOA)	0
Baseline contract value	£62,118.34

### ACCESS\*

Patients seen in 24 months	Total	Change since previous quarter
Quarter ending September 2017	806	
Quarter ending December 2017	794	↓
Quarter ending March 2018	800	→
Quarter ending June 2018	783	↓
Quarter ending September 2018	811	↑
<b>Variance since September 2017</b>	<b>0.6%</b>	<b>→</b>



### ACTIVITY



Adjusted Scheduled Activity (UDA)		
Month	2018	2019
April	46	104
May	233	281
June	446	408
July	780	815
August	954	1,057
September	1,099	1,287
October	1,305	
November	1,524	
December	1,760	
January	2,017	
February	2,263	
March	2,531	
April	2,655	
May	2,655	
June	2,655	

### QUALITY

	Quantity	Base Number	Contract	AT	Region	England
% of FP17s for the same patient ID Re-attending within 3 months - Children	5	124	4.0%	8.7%	11.1%	11.6%
% of FP17s for the same patient ID Re-attending within 3 months - Adults	102	493	20.7%	13.1%	15.3%	15.5%
% of FP17s for the same patient ID Re-attending between 3 & 9 months - Children	66	124	53.2%	61.8%	61.1%	58.8%
% of FP17s for the same patient ID Re-attending between 3 & 9 months - Adults	226	493	45.8%	52.4%	52.3%	51.1%
% of FP17s for Band 1 Urgent Courses	54	562	9.6%	8.3%	9.5%	9.0%
% of FP17s Relating to Free Repair or Replacements	3	562	0.5%	0.7%	0.7%	0.8%
% of FP17s Relating to Continuations	9	562	1.6%	0.8%	0.8%	0.9%
% of Patients satisfied with the dentistry they have received	1	1	N/A	94.1%	93.6%	93.3%
% of Patients satisfied with the time they had to wait for an appointment	1	1	N/A	88.8%	88.8%	88.9%

\* This is based on patients treated on this contract for their most recent course of treatment. Figures in italics indicate the base number of FP17s or Patient Questionnaire responses are less than 100. N/A is shown where the base number of responses is less than 10 during the period. % is calculated as Quantity/Base number\*100

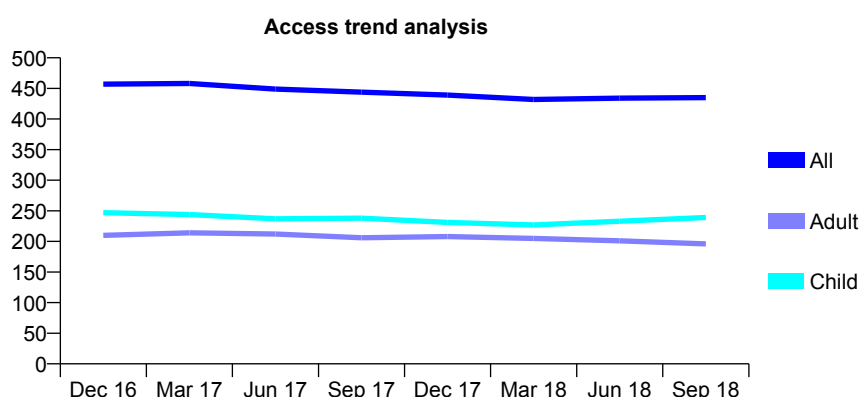
# Q64 - Vital Signs At a Glance Contract Report for 919748/0001 - September 2018

Name or company name	MR RJ SMILLIE
Contract type name	GDS Contract
Purpose of contract	General
Contract start date	01/04/2006
Contract end date	

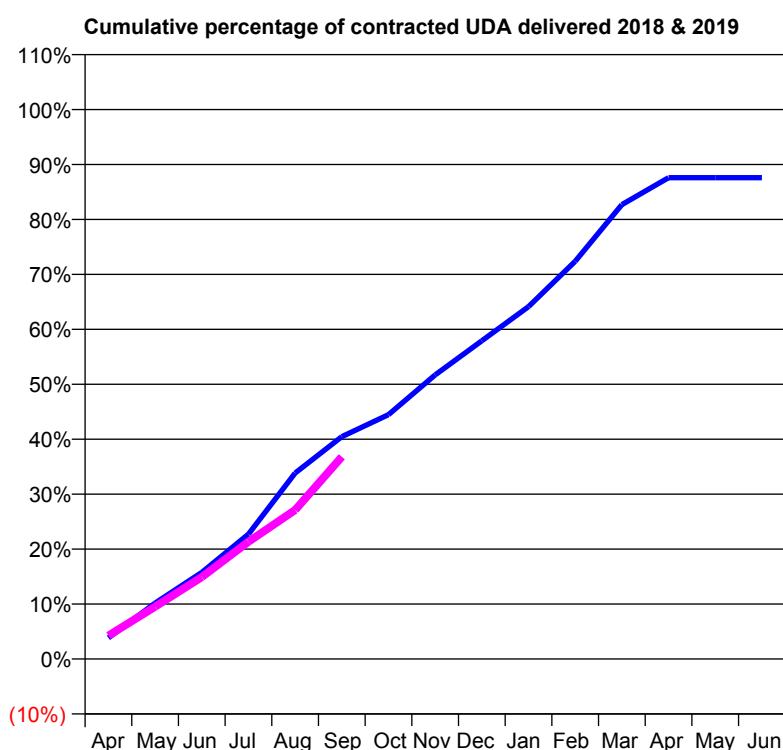
18/19 Contracted general activity (UDA)	2,240
Carry forward general activity (UDA)	0
18/19 Contracted orthodontic activity (UOA)	0
Carry forward orthodontic activity (UOA)	0
Baseline contract value	£52,858.72

## ACCESS\*

Patients seen in 24 months	Total	Change since previous quarter
Quarter ending September 2017	444	
Quarter ending December 2017	439	↓
Quarter ending March 2018	432	↓
Quarter ending June 2018	434	→
Quarter ending September 2018	435	→
<b>Variance since September 2017</b>	<b>(2.0%)</b>	<b>↓</b>



## ACTIVITY



Adjusted Scheduled Activity (UDA)		
Month	2018	2019
April	86	95
May	228	213
June	353	334
July	509	478
August	758	607
September	906	824
October	996	
November	1,158	
December	1,297	
January	1,436	
February	1,621	
March	1,852	
April	1,962	
May	1,962	
June	1,962	

## QUALITY

	Quantity	Base Number	Contract	AT	Region	England
% of FP17s for the same patient ID Re-attending within 3 months - Children	17	189	9.0%	8.7%	11.1%	11.6%
% of FP17s for the same patient ID Re-attending within 3 months - Adults	31	155	20.0%	13.1%	15.3%	15.5%
% of FP17s for the same patient ID Re-attending between 3 & 9 months - Children	111	189	58.7%	61.8%	61.1%	58.8%
% of FP17s for the same patient ID Re-attending between 3 & 9 months - Adults	90	155	58.1%	52.4%	52.3%	51.1%
% of FP17s for Band 1 Urgent Courses	1	306	0.3%	8.3%	9.5%	9.0%
% of FP17s Relating to Free Repair or Replacements	0	306	0.0%	0.7%	0.7%	0.8%
% of FP17s Relating to Continuations	0	306	0.0%	0.8%	0.8%	0.9%
% of Patients satisfied with the dentistry they have received	1	1	N/A	94.1%	93.6%	93.3%
% of Patients satisfied with the time they had to wait for an appointment	1	1	N/A	88.8%	88.8%	88.9%

\* This is based on patients treated on this contract for their most recent course of treatment. Figures in italics indicate the base number of FP17s or Patient Questionnaire responses are less than 100. N/A is shown where the base number of responses is less than 10 during the period. % is calculated as Quantity/Base number\*100

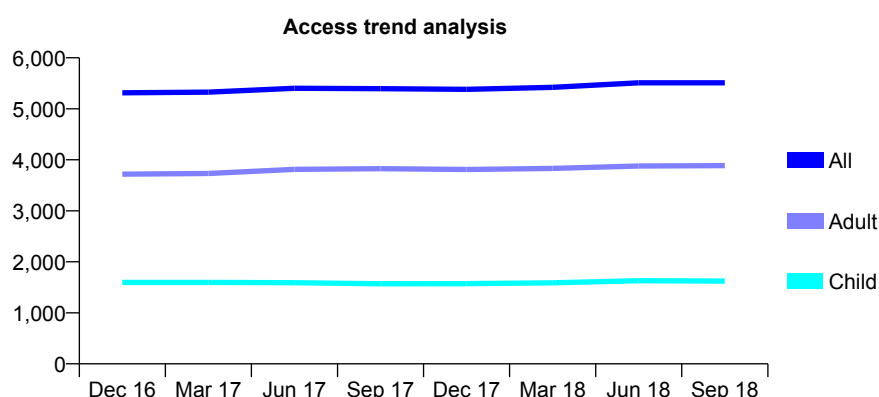
# Q64 - Vital Signs At a Glance Contract Report for 921092/0001 - September 2018

Name or company name	MR AM WILSON
Contract type name	GDS Contract
Purpose of contract	General
Contract start date	01/04/2006
Contract end date	

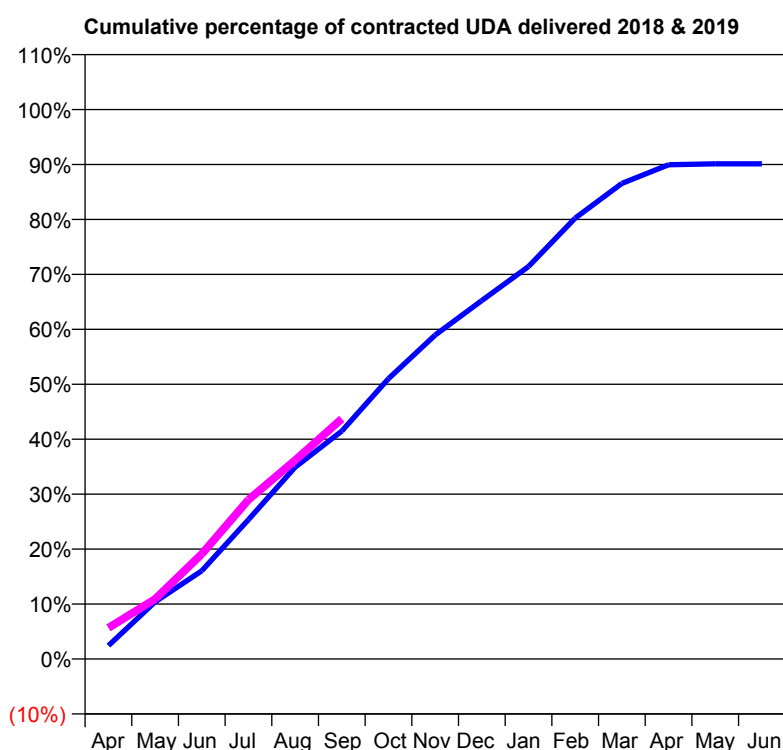
18/19 Contracted general activity (UDA)	12,500
Carry forward general activity (UDA)	0
18/19 Contracted orthodontic activity (UOA)	0
Carry forward orthodontic activity (UOA)	0
Baseline contract value	£299,007.42

## ACCESS\*

Patients seen in 24 months	Total	Change since previous quarter
Quarter ending September 2017	5,396	
Quarter ending December 2017	5,382	→
Quarter ending March 2018	5,420	→
Quarter ending June 2018	5,509	→
Quarter ending September 2018	5,509	→
<b>Variance since September 2017</b>	<b>2.1%</b>	<b>↑</b>



## ACTIVITY



Adjusted Scheduled Activity (UDA)		
Month	2018	2019
April	304	708
May	1,301	1,363
June	2,007	2,390
July	3,170	3,624
August	4,364	4,522
September	5,184	5,466
October	6,378	
November	7,370	
December	8,156	
January	8,930	
February	10,029	
March	10,820	
April	11,243	
May	11,263	
June	11,265	

## QUALITY

	Quantity	Base Number	Contract	AT	Region	England
% of FP17s for the same patient ID Re-attending within 3 months - Children	95	1,300	7.3%	8.7%	11.1%	11.6%
% of FP17s for the same patient ID Re-attending within 3 months - Adults	429	2,941	14.6%	13.1%	15.3%	15.5%
% of FP17s for the same patient ID Re-attending between 3 & 9 months - Children	820	1,300	63.1%	61.8%	61.1%	58.8%
% of FP17s for the same patient ID Re-attending between 3 & 9 months - Adults	1,756	2,941	59.7%	52.4%	52.3%	51.1%
% of FP17s for Band 1 Urgent Courses	260	3,363	7.7%	8.3%	9.5%	9.0%
% of FP17s Relating to Free Repair or Replacements	25	3,363	0.7%	0.7%	0.7%	0.8%
% of FP17s Relating to Continuations	21	3,363	0.6%	0.8%	0.8%	0.9%
% of Patients satisfied with the dentistry they have received	5	5	N/A	94.1%	93.6%	93.3%
% of Patients satisfied with the time they had to wait for an appointment	5	5	N/A	88.8%	88.8%	88.9%

\* This is based on patients treated on this contract for their most recent course of treatment. Figures in italics indicate the base number of FP17s or Patient Questionnaire responses are less than 100. N/A is shown where the base number of responses is less than 10 during the period. % is calculated as Quantity/Base number\*100

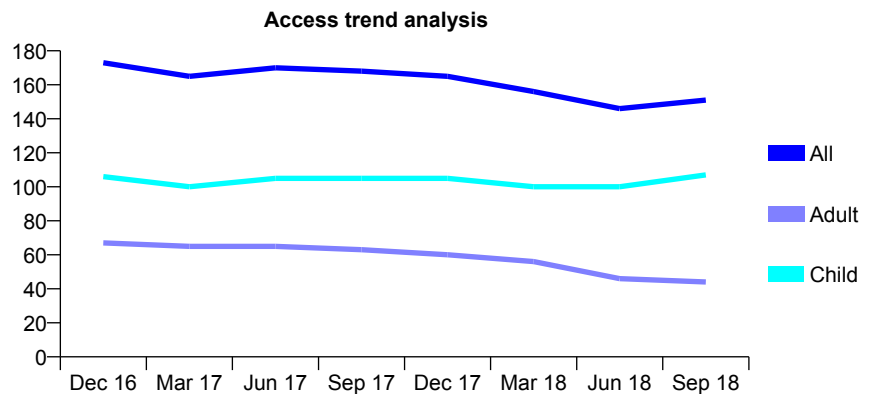
## Q64 - Vital Signs At a Glance Contract Report for 923257/0002 - September 2018

Name or company name	MISS LD BREEZE
Contract type name	GDS Contract
Purpose of contract	General
Contract start date	08/05/2007
Contract end date	

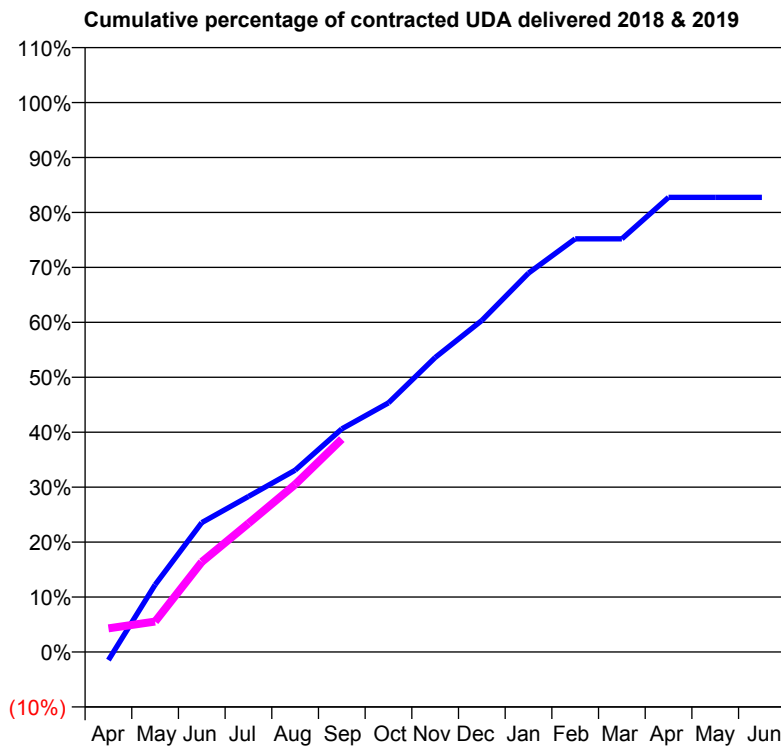
18/19 Contracted general activity (UDA)	400
Carry forward general activity (UDA)	0
18/19 Contracted orthodontic activity (UOA)	0
Carry forward orthodontic activity (UOA)	0
Baseline contract value	£11,377.26

### ACCESS\*

Patients seen in 24 months	Total	Change since previous quarter
Quarter ending September 2017	168	
Quarter ending December 2017	165	↓
Quarter ending March 2018	156	↓
Quarter ending June 2018	146	↓
Quarter ending September 2018	151	↑
<b>Variance since September 2017</b>	<b>(10.1%)</b>	<b>↓</b>



### ACTIVITY



Adjusted Scheduled Activity (UDA)		
Month	2018	2019
April	-6	17
May	49	22
June	94	66
July	113	94
August	132	122
September	162	155
October	181	
November	214	
December	241	
January	276	
February	301	
March	301	
April	331	
May	331	
June	331	

### QUALITY

	Quantity	Base Number	Contract	AT	Region	England
% of FP17s for the same patient ID Re-attending within 3 months - Children	2	106	1.9%	8.7%	11.1%	11.6%
% of FP17s for the same patient ID Re-attending within 3 months - Adults	1	30	3.3%	13.1%	15.3%	15.5%
% of FP17s for the same patient ID Re-attending between 3 & 9 months - Children	58	106	54.7%	61.8%	61.1%	58.8%
% of FP17s for the same patient ID Re-attending between 3 & 9 months - Adults	20	30	66.7%	52.4%	52.3%	51.1%
% of FP17s for Band 1 Urgent Courses	5	103	4.9%	8.3%	9.5%	9.0%
% of FP17s Relating to Free Repair or Replacements	0	103	0.0%	0.7%	0.7%	0.8%
% of FP17s Relating to Continuations	0	103	0.0%	0.8%	0.8%	0.9%
% of Patients satisfied with the dentistry they have received	0	0	N/A	94.1%	93.6%	93.3%
% of Patients satisfied with the time they had to wait for an appointment	0	0	N/A	88.8%	88.8%	88.9%

\* This is based on patients treated on this contract for their most recent course of treatment. Figures in italics indicate the base number of FP17s or Patient Questionnaire responses are less than 100. N/A is shown where the base number of responses is less than 10 during the period. % is calculated as Quantity/Base number\*100

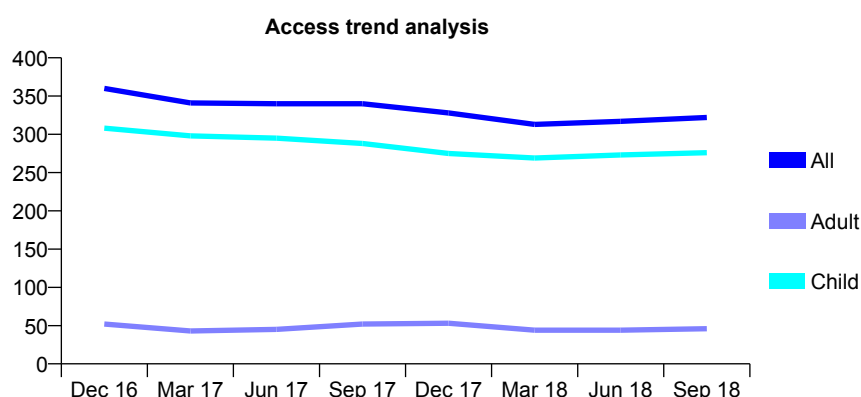
# Q64 - Vital Signs At a Glance Contract Report for 933082/0001 - September 2018

Name or company name	MR RJ ELSEY
Contract type name	GDS Contract
Purpose of contract	General
Contract start date	01/04/2006
Contract end date	

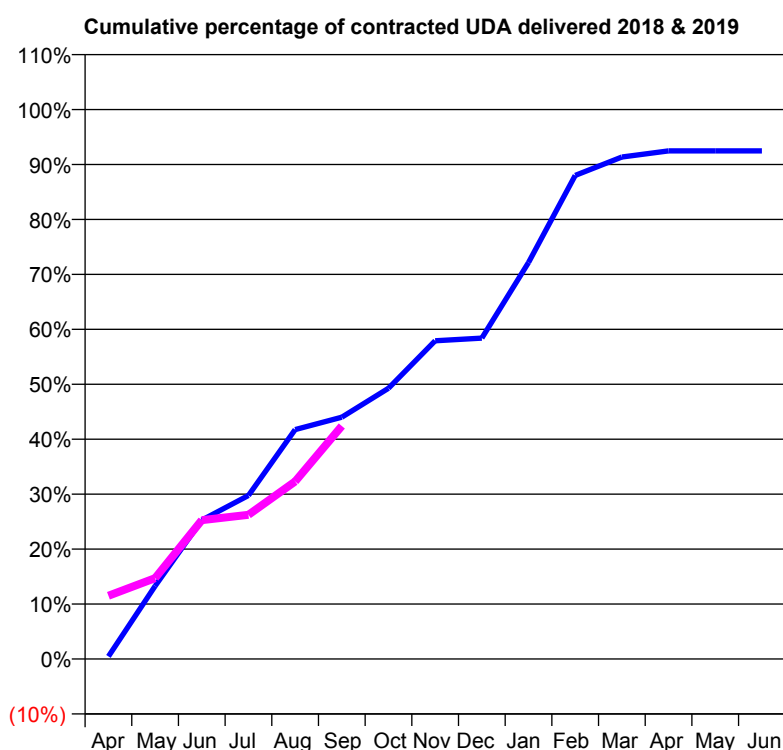
18/19 Contracted general activity (UDA)	625
Carry forward general activity (UDA)	0
18/19 Contracted orthodontic activity (UOA)	0
Carry forward orthodontic activity (UOA)	0
Baseline contract value	£14,119.28

## ACCESS\*

Patients seen in 24 months	Total	Change since previous quarter
Quarter ending September 2017	340	
Quarter ending December 2017	328	↓
Quarter ending March 2018	313	↓
Quarter ending June 2018	317	→
Quarter ending September 2018	322	→
<b>Variance since September 2017</b>	<b>(5.3%)</b>	<b>↓</b>



## ACTIVITY



Adjusted Scheduled Activity (UDA)		
Month	2018	2019
April	3	72
May	83	92
June	158	158
July	186	164
August	261	202
September	275	265
October	308	
November	362	
December	365	
January	451	
February	550	
March	571	
April	578	
May	578	
June	578	

## QUALITY

	Quantity	Base Number	Contract	AT	Region	England
% of FP17s for the same patient ID Re-attending within 3 months - Children	7	186	3.8%	8.7%	11.1%	11.6%
% of FP17s for the same patient ID Re-attending within 3 months - Adults	0	4	0.0%	13.1%	15.3%	15.5%
% of FP17s for the same patient ID Re-attending between 3 & 9 months - Children	112	186	60.2%	61.8%	61.1%	58.8%
% of FP17s for the same patient ID Re-attending between 3 & 9 months - Adults	3	4	75.0%	52.4%	52.3%	51.1%
% of FP17s for Band 1 Urgent Courses	0	180	0.0%	8.3%	9.5%	9.0%
% of FP17s Relating to Free Repair or Replacements	0	180	0.0%	0.7%	0.7%	0.8%
% of FP17s Relating to Continuations	0	180	0.0%	0.8%	0.8%	0.9%
% of Patients satisfied with the dentistry they have received	1	1	N/A	94.1%	93.6%	93.3%
% of Patients satisfied with the time they had to wait for an appointment	1	1	N/A	88.8%	88.8%	88.9%

\* This is based on patients treated on this contract for their most recent course of treatment. Figures in italics indicate the base number of FP17s or Patient Questionnaire responses are less than 100. N/A is shown where the base number of responses is less than 10 during the period. % is calculated as Quantity/Base number\*100

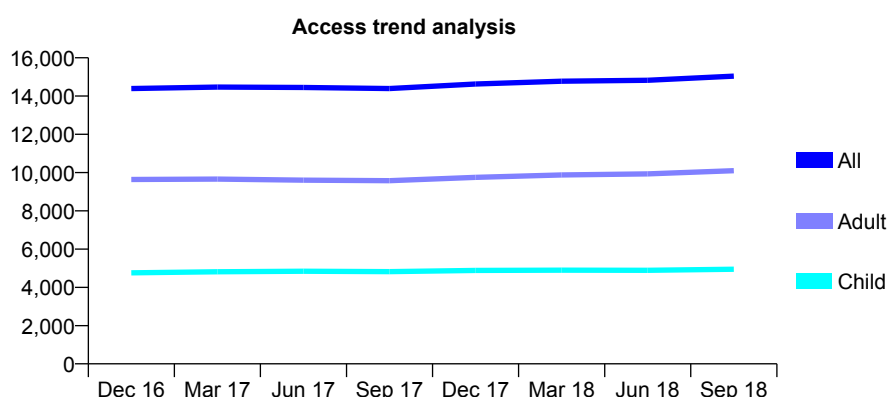
# Q64 - Vital Signs At a Glance Contract Report for 936944/0001 - September 2018

Name or company name	MRS S IRAVANI
Contract type name	GDS Contract
Purpose of contract	General
Contract start date	01/04/2006
Contract end date	

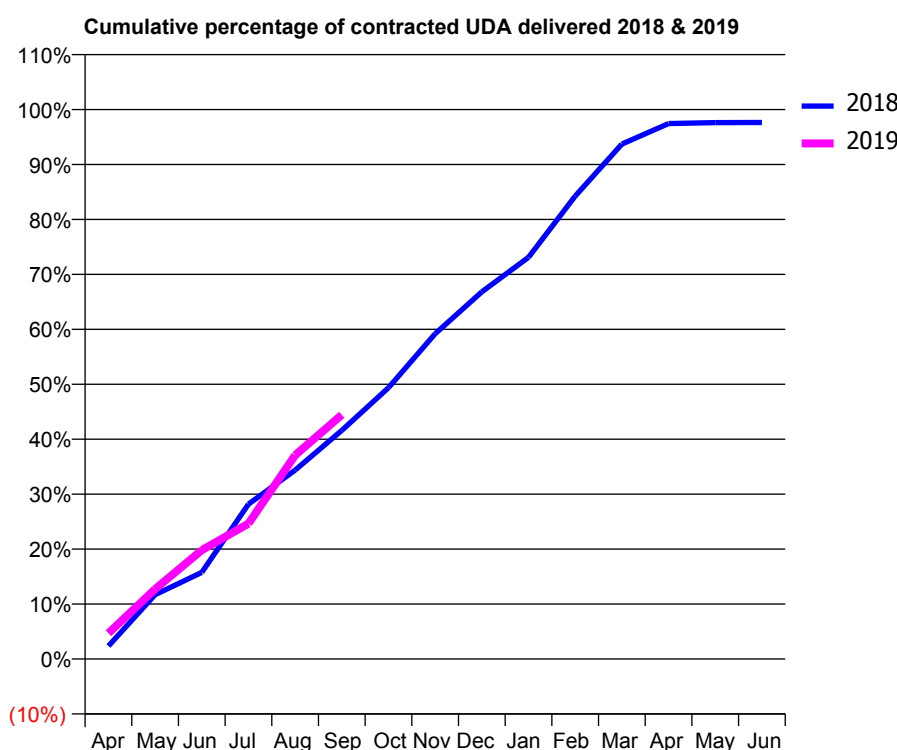
18/19 Contracted general activity (UDA)	37,752
Carry forward general activity (UDA)	0
18/19 Contracted orthodontic activity (UOA)	0
Carry forward orthodontic activity (UOA)	0
Baseline contract value	£1,050,554.99

## ACCESS\*

Patients seen in 24 months	Total	Change since previous quarter
Quarter ending September 2017	14,396	
Quarter ending December 2017	14,630	→
Quarter ending March 2018	14,774	→
Quarter ending June 2018	14,822	→
Quarter ending September 2018	15,043	→
<b>Variance since September 2017</b>	<b>4.5%</b>	<b>↑</b>



## ACTIVITY



Adjusted Scheduled Activity (UDA)		
Month	2018	2019
April	890	1,776
May	4,420	4,801
June	5,949	7,479
July	10,636	9,299
August	12,977	14,003
September	15,707	16,781
October	18,637	
November	22,352	
December	25,221	
January	27,597	
February	31,799	
March	35,374	
April	36,787	
May	36,853	
June	36,863	

## QUALITY

	Quantity	Base Number	Contract	AT	Region	England
% of FP17s for the same patient ID Re-attending within 3 months - Children	276	3,584	7.7%	8.7%	11.1%	11.6%
% of FP17s for the same patient ID Re-attending within 3 months - Adults	936	7,205	13.0%	13.1%	15.3%	15.5%
% of FP17s for the same patient ID Re-attending between 3 & 9 months - Children	2,404	3,584	67.1%	61.8%	61.1%	58.8%
% of FP17s for the same patient ID Re-attending between 3 & 9 months - Adults	4,539	7,205	63.0%	52.4%	52.3%	51.1%
% of FP17s for Band 1 Urgent Courses	811	9,982	8.1%	8.3%	9.5%	9.0%
% of FP17s Relating to Free Repair or Replacements	48	9,982	0.5%	0.7%	0.7%	0.8%
% of FP17s Relating to Continuations	152	9,982	1.5%	0.8%	0.8%	0.9%
% of Patients satisfied with the dentistry they have received	11	12	91.7%	94.1%	93.6%	93.3%
% of Patients satisfied with the time they had to wait for an appointment	10	12	83.3%	88.8%	88.8%	88.9%

\* This is based on patients treated on this contract for their most recent course of treatment. Figures in italics indicate the base number of FP17s or Patient Questionnaire responses are less than 100. N/A is shown where the base number of responses is less than 10 during the period. % is calculated as Quantity/Base number\*100

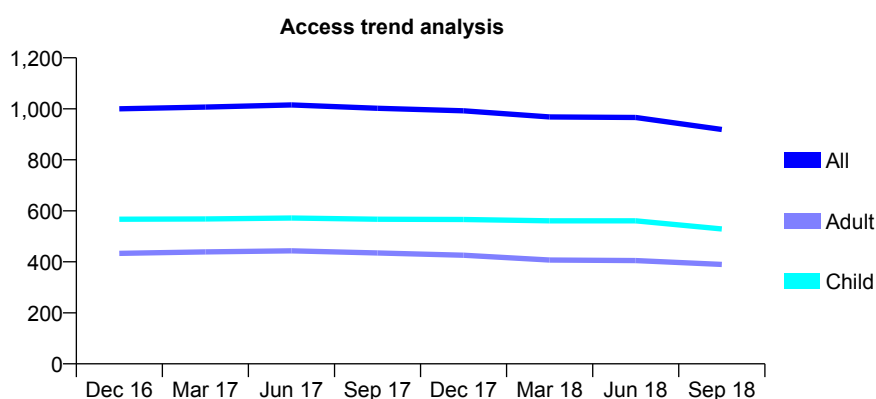
## Q64 - Vital Signs At a Glance Contract Report for 944947/0001 - September 2018

Name or company name	MR PA SHOEBRIDGE
Contract type name	GDS Contract
Purpose of contract	General
Contract start date	01/04/2006
Contract end date	

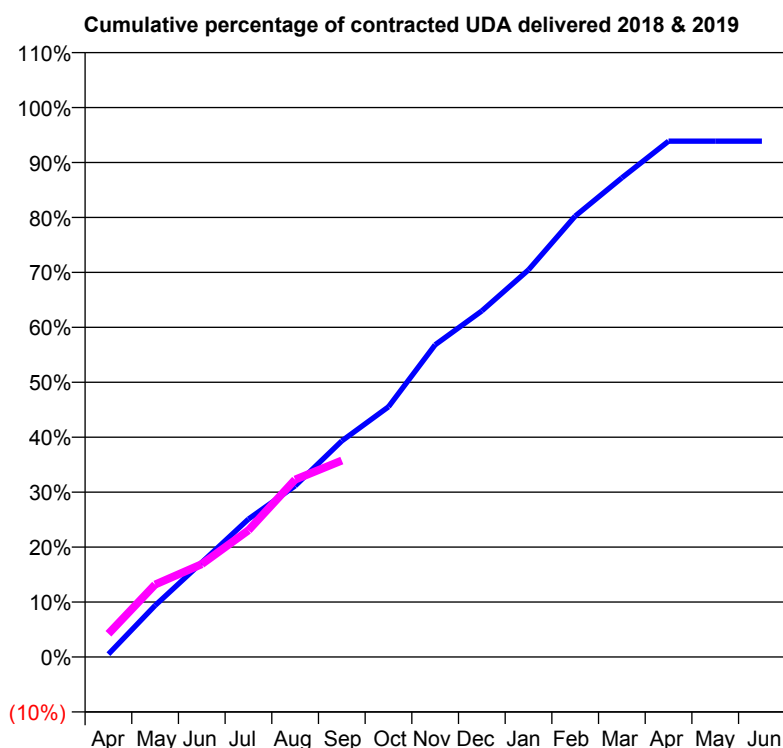
18/19 Contracted general activity (UDA)	2,703
Carry forward general activity (UDA)	0
18/19 Contracted orthodontic activity (UOA)	0
Carry forward orthodontic activity (UOA)	0
Baseline contract value	£60,316.36

### ACCESS\*

Patients seen in 24 months	Total	Change since previous quarter
Quarter ending September 2017	1,002	
Quarter ending December 2017	992	→
Quarter ending March 2018	968	↓
Quarter ending June 2018	966	→
Quarter ending September 2018	919	↓
<b>Variance since September 2017</b>	<b>(8.3%)</b>	<b>↓</b>



### ACTIVITY



Adjusted Scheduled Activity (UDA)		
Month	2018	2019
April	14	114
May	253	356
June	465	457
July	679	623
August	842	873
September	1,063	966
October	1,231	
November	1,536	
December	1,703	
January	1,904	
February	2,169	
March	2,357	
April	2,537	
May	2,537	
June	2,537	

### QUALITY

	Quantity	Base Number	Contract	AT	Region	England
% of FP17s for the same patient ID Re-attending within 3 months - Children	43	482	8.9%	8.7%	11.1%	11.6%
% of FP17s for the same patient ID Re-attending within 3 months - Adults	32	253	12.6%	13.1%	15.3%	15.5%
% of FP17s for the same patient ID Re-attending between 3 & 9 months - Children	326	482	67.6%	61.8%	61.1%	58.8%
% of FP17s for the same patient ID Re-attending between 3 & 9 months - Adults	137	253	54.2%	52.4%	52.3%	51.1%
% of FP17s for Band 1 Urgent Courses	32	636	5.0%	8.3%	9.5%	9.0%
% of FP17s Relating to Free Repair or Replacements	0	636	0.0%	0.7%	0.7%	0.8%
% of FP17s Relating to Continuations	0	636	0.0%	0.8%	0.8%	0.9%
% of Patients satisfied with the dentistry they have received	2	2	N/A	94.1%	93.6%	93.3%
% of Patients satisfied with the time they had to wait for an appointment	2	2	N/A	88.8%	88.8%	88.9%

\* This is based on patients treated on this contract for their most recent course of treatment. Figures in italics indicate the base number of FP17s or Patient Questionnaire responses are less than 100. N/A is shown where the base number of responses is less than 10 during the period. % is calculated as Quantity/Base number\*100

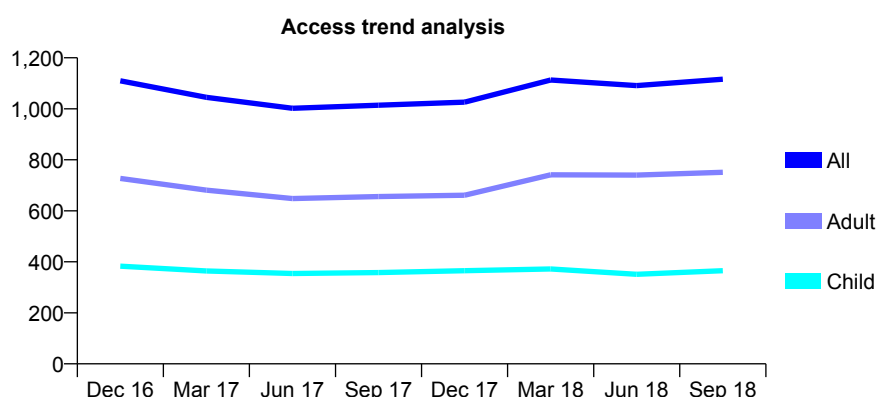
# Q64 - Vital Signs At a Glance Contract Report for 963194/0001 - September 2018

Name or company name	Mr TO Ballack
Contract type name	GDS Contract
Purpose of contract	General
Contract start date	22/12/2011
Contract end date	

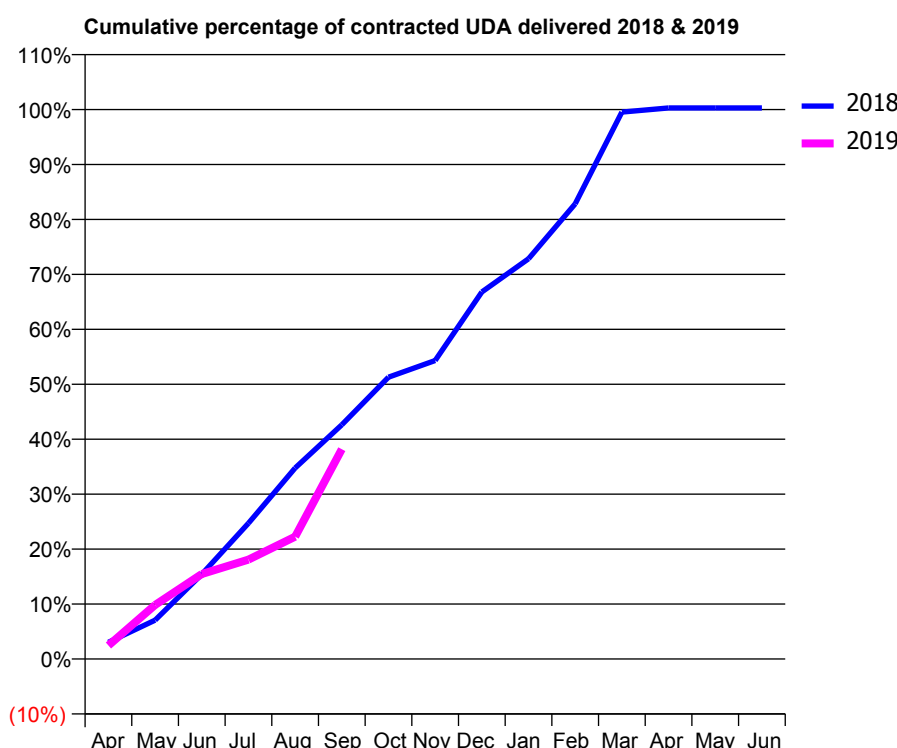
18/19 Contracted general activity (UDA)	3,906
Carry forward general activity (UDA)	0
18/19 Contracted orthodontic activity (UOA)	0
Carry forward orthodontic activity (UOA)	0
Baseline contract value	£101,314.56

## ACCESS\*

Patients seen in 24 months	Total	Change since previous quarter
Quarter ending September 2017	1,014	
Quarter ending December 2017	1,026	→
Quarter ending March 2018	1,113	↑
Quarter ending June 2018	1,091	↓
Quarter ending September 2018	1,116	↑
<b>Variance since September 2017</b>	<b>10.1%</b>	<b>↑</b>



## ACTIVITY



Adjusted Scheduled Activity (UDA)		
Month	2018	2019
April	119	96
May	277	385
June	603	605
July	965	707
August	1,358	870
September	1,665	1,491
October	2,004	
November	2,122	
December	2,609	
January	2,845	
February	3,236	
March	3,888	
April	3,917	
May	3,917	
June	3,917	

## QUALITY

	Quantity	Base Number	Contract	AT	Region	England
% of FP17s for the same patient ID Re-attending within 3 months - Children	14	268	5.2%	8.7%	11.1%	11.6%
% of FP17s for the same patient ID Re-attending within 3 months - Adults	35	432	8.1%	13.1%	15.3%	15.5%
% of FP17s for the same patient ID Re-attending between 3 & 9 months - Children	173	268	64.6%	61.8%	61.1%	58.8%
% of FP17s for the same patient ID Re-attending between 3 & 9 months - Adults	281	432	65.0%	52.4%	52.3%	51.1%
% of FP17s for Band 1 Urgent Courses	31	695	4.5%	8.3%	9.5%	9.0%
% of FP17s Relating to Free Repair or Replacements	1	695	0.1%	0.7%	0.7%	0.8%
% of FP17s Relating to Continuations	0	695	0.0%	0.8%	0.8%	0.9%
% of Patients satisfied with the dentistry they have received	1	1	N/A	94.1%	93.6%	93.3%
% of Patients satisfied with the time they had to wait for an appointment	1	1	N/A	88.8%	88.8%	88.9%

\* This is based on patients treated on this contract for their most recent course of treatment. Figures in italics indicate the base number of FP17s or Patient Questionnaire responses are less than 100. N/A is shown where the base number of responses is less than 10 during the period. % is calculated as Quantity/Base number\*100



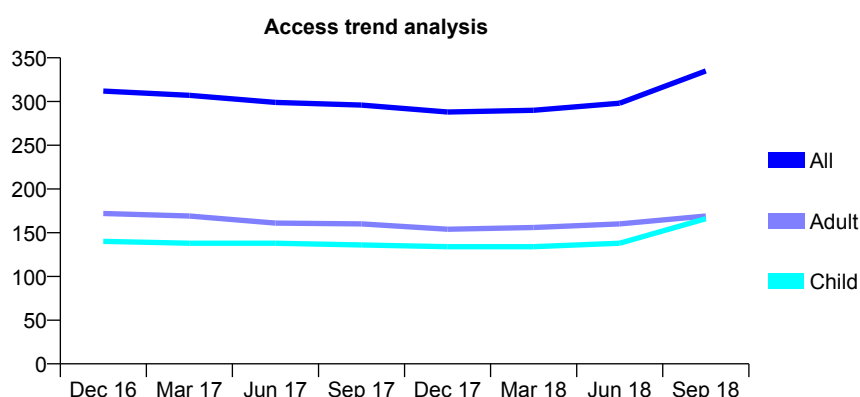
# Q64 - Vital Signs At a Glance Contract Report for 982733/0001 - September 2018

Name or company name	MR SL PIMM
Contract type name	GDS Contract
Purpose of contract	General
Contract start date	01/04/2006
Contract end date	

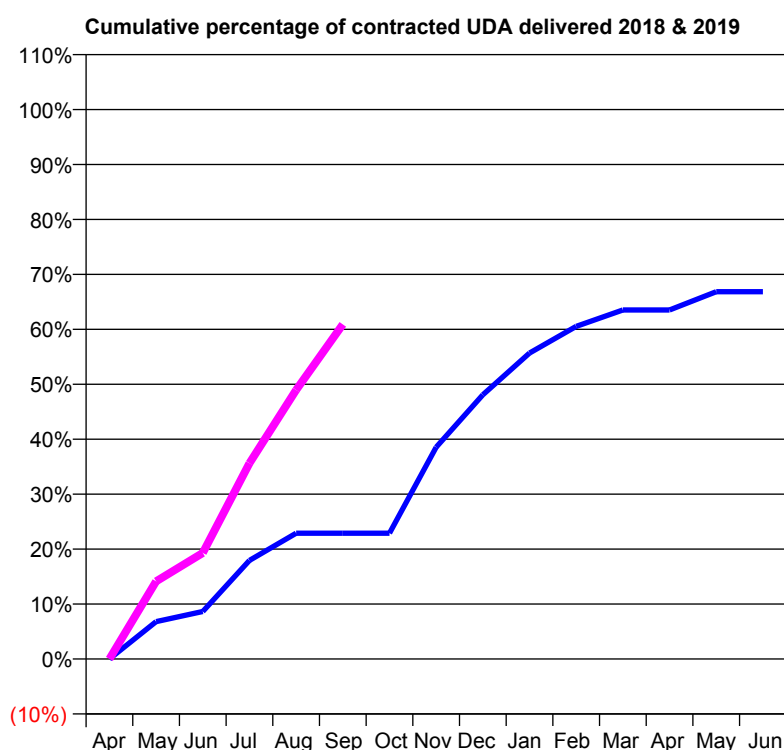
18/19 Contracted general activity (UDA)	870
Carry forward general activity (UDA)	0
18/19 Contracted orthodontic activity (UOA)	0
Carry forward orthodontic activity (UOA)	0
Baseline contract value	£20,167.97

## ACCESS\*

Patients seen in 24 months	Total	Change since previous quarter
Quarter ending September 2017	296	
Quarter ending December 2017	288	↓
Quarter ending March 2018	290	→
Quarter ending June 2018	298	↑
Quarter ending September 2018	335	↑
<b>Variance since September 2017</b>	<b>13.2%</b>	<b>↑</b>



## ACTIVITY



Adjusted Scheduled Activity (UDA)		
Month	2018	2019
April	0	0
May	59	123
June	75	168
July	156	310
August	199	426
September	199	530
October	199	
November	335	
December	418	
January	484	
February	527	
March	553	
April	553	
May	582	
June	582	

## QUALITY

	Quantity	Base Number	Contract	AT	Region	England
% of FP17s for the same patient ID Re-attending within 3 months - Children	6	165	3.6%	8.7%	11.1%	11.6%
% of FP17s for the same patient ID Re-attending within 3 months - Adults	10	135	7.4%	13.1%	15.3%	15.5%
% of FP17s for the same patient ID Re-attending between 3 & 9 months - Children	93	165	56.4%	61.8%	61.1%	58.8%
% of FP17s for the same patient ID Re-attending between 3 & 9 months - Adults	74	135	54.8%	52.4%	52.3%	51.1%
% of FP17s for Band 1 Urgent Courses	14	275	5.1%	8.3%	9.5%	9.0%
% of FP17s Relating to Free Repair or Replacements	0	275	0.0%	0.7%	0.7%	0.8%
% of FP17s Relating to Continuations	0	275	0.0%	0.8%	0.8%	0.9%
% of Patients satisfied with the dentistry they have received	0	0	N/A	94.1%	93.6%	93.3%
% of Patients satisfied with the time they had to wait for an appointment	0	0	N/A	88.8%	88.8%	88.9%

\* This is based on patients treated on this contract for their most recent course of treatment. Figures in italics indicate the base number of FP17s or Patient Questionnaire responses are less than 100. N/A is shown where the base number of responses is less than 10 during the period. % is calculated as Quantity/Base number\*100

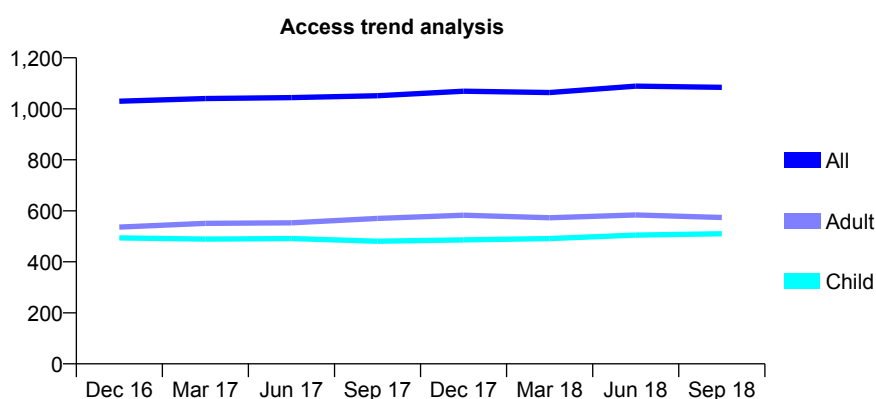
## Q64 - Vital Signs At a Glance Contract Report for 989746/0002 - September 2018

Name or company name	MR JJ WATKINS
Contract type name	GDS Contract
Purpose of contract	General
Contract start date	16/12/2007
Contract end date	

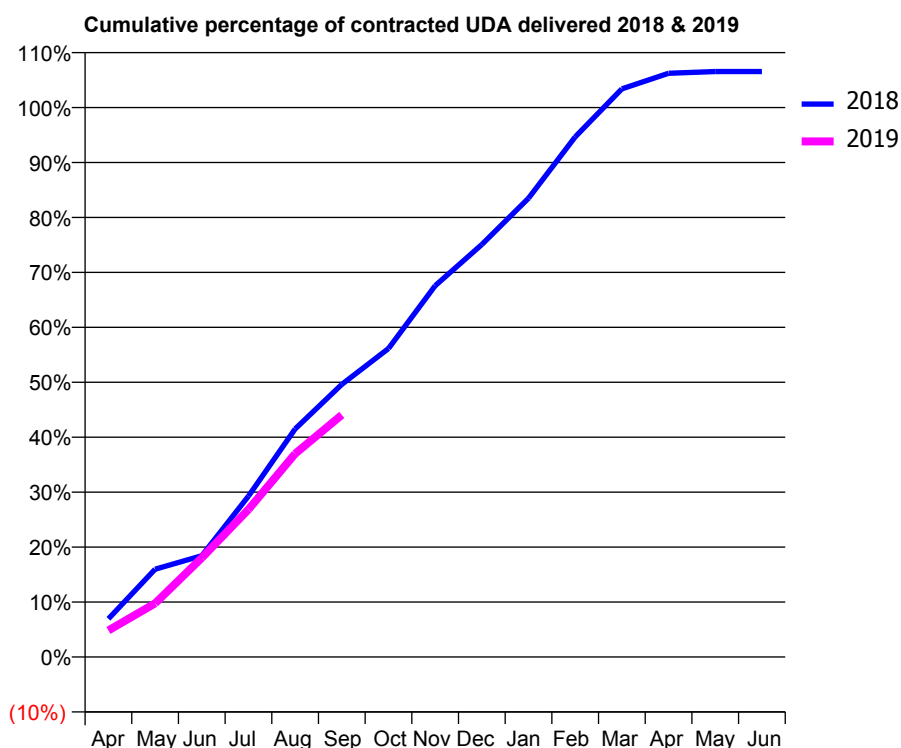
18/19 Contracted general activity (UDA)	3,000
Carry forward general activity (UDA)	0
18/19 Contracted orthodontic activity (UOA)	0
Carry forward orthodontic activity (UOA)	0
Baseline contract value	£64,239.78

### ACCESS\*

Patients seen in 24 months	Total	Change since previous quarter
Quarter ending September 2017	1,051	
Quarter ending December 2017	1,069	→
Quarter ending March 2018	1,064	→
Quarter ending June 2018	1,089	↑
Quarter ending September 2018	1,084	→
<b>Variance since September 2017</b>	<b>3.1%</b>	<b>↑</b>



### ACTIVITY



Adjusted Scheduled Activity (UDA)		
Month	2018	2019
April	208	145
May	480	293
June	553	541
July	878	805
August	1,245	1,110
September	1,489	1,322
October	1,685	
November	2,027	
December	2,252	
January	2,505	
February	2,840	
March	3,102	
April	3,187	
May	3,196	
June	3,196	

### QUALITY

	Quantity	Base Number	Contract	AT	Region	England
% of FP17s for the same patient ID Re-attending within 3 months - Children	28	365	7.7%	8.7%	11.1%	11.6%
% of FP17s for the same patient ID Re-attending within 3 months - Adults	95	391	24.3%	13.1%	15.3%	15.5%
% of FP17s for the same patient ID Re-attending between 3 & 9 months - Children	203	365	55.6%	61.8%	61.1%	58.8%
% of FP17s for the same patient ID Re-attending between 3 & 9 months - Adults	185	391	47.3%	52.4%	52.3%	51.1%
% of FP17s for Band 1 Urgent Courses	29	706	4.1%	8.3%	9.5%	9.0%
% of FP17s Relating to Free Repair or Replacements	0	706	0.0%	0.7%	0.7%	0.8%
% of FP17s Relating to Continuations	0	706	0.0%	0.8%	0.8%	0.9%
% of Patients satisfied with the dentistry they have received	1	1	N/A	94.1%	93.6%	93.3%
% of Patients satisfied with the time they had to wait for an appointment	1	1	N/A	88.8%	88.8%	88.9%

\* This is based on patients treated on this contract for their most recent course of treatment. Figures in italics indicate the base number of FP17s or Patient Questionnaire responses are less than 100. N/A is shown where the base number of responses is less than 10 during the period. % is calculated as Quantity/Base number\*100

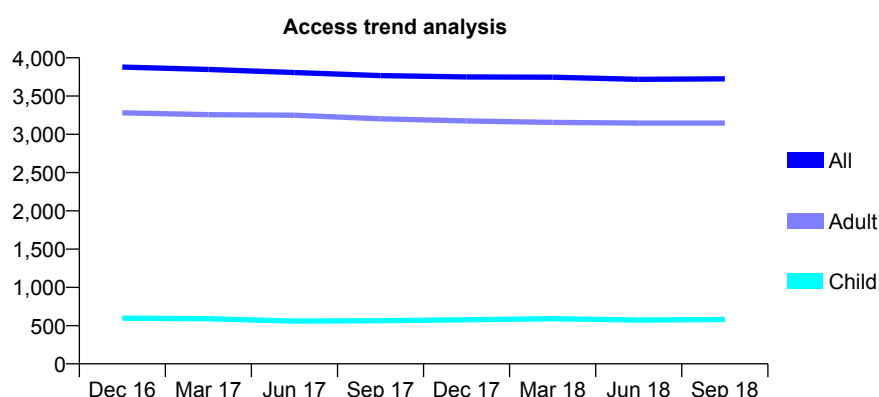
# Q64 - Vital Signs At a Glance Contract Report for 995290/0001 - September 2018

Name or company name	MRS O SIVOVA PENEVA
Contract type name	GDS Contract
Purpose of contract	General
Contract start date	01/08/2014
Contract end date	

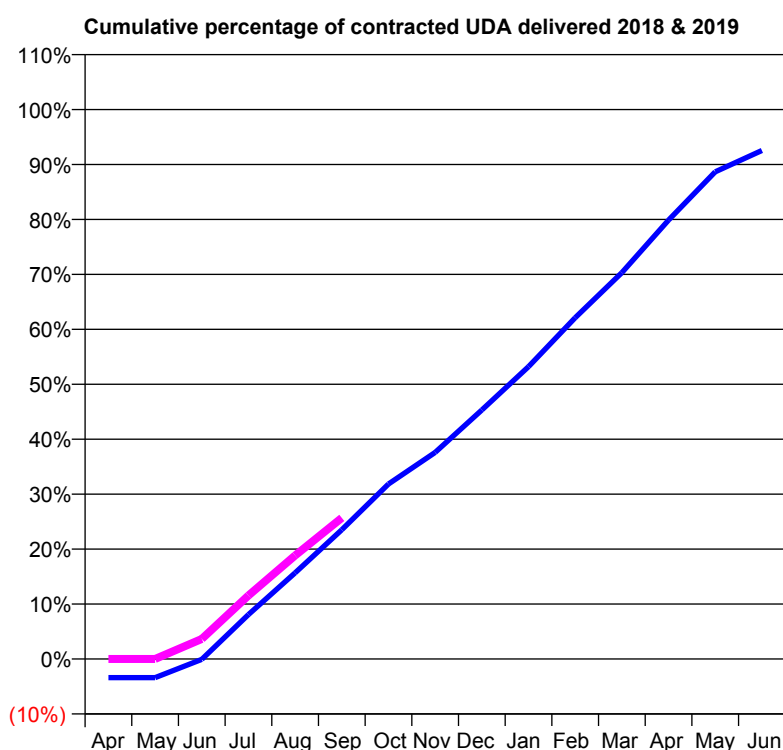
18/19 Contracted general activity (UDA)	13,403
Carry forward general activity (UDA)	0
18/19 Contracted orthodontic activity (UOA)	0
Carry forward orthodontic activity (UOA)	0
Baseline contract value	£343,252.18

## ACCESS\*

Patients seen in 24 months	Total	Change since previous quarter
Quarter ending September 2017	3,767	
Quarter ending December 2017	3,750	→
Quarter ending March 2018	3,746	→
Quarter ending June 2018	3,719	→
Quarter ending September 2018	3,725	→
Variance since September 2017	(1.1%)	↓



## ACTIVITY



Adjusted Scheduled Activity (UDA)		
Month	2018	2019
April	-456	0
May	-456	0
June	-13	488
July	1,084	1,551
August	2,102	2,526
September	3,153	3,442
October	4,270	
November	5,039	
December	6,073	
January	7,132	
February	8,324	
March	9,424	
April	10,704	
May	11,883	
June	12,405	

## QUALITY

	Quantity	Base Number	Contract	AT	Region	England
% of FP17s for the same patient ID Re-attending within 3 months - Children	24	448	5.4%	8.7%	11.1%	11.6%
% of FP17s for the same patient ID Re-attending within 3 months - Adults	349	2,540	13.7%	13.1%	15.3%	15.5%
% of FP17s for the same patient ID Re-attending between 3 & 9 months - Children	284	448	63.4%	61.8%	61.1%	58.8%
% of FP17s for the same patient ID Re-attending between 3 & 9 months - Adults	1,645	2,540	64.8%	52.4%	52.3%	51.1%
% of FP17s for Band 1 Urgent Courses	54	1,860	2.9%	8.3%	9.5%	9.0%
% of FP17s Relating to Free Repair or Replacements	41	1,860	2.2%	0.7%	0.7%	0.8%
% of FP17s Relating to Continuations	8	1,860	0.4%	0.8%	0.8%	0.9%
% of Patients satisfied with the dentistry they have received	7	8	N/A	94.1%	93.6%	93.3%
% of Patients satisfied with the time they had to wait for an appointment	7	8	N/A	88.8%	88.8%	88.9%

\* This is based on patients treated on this contract for their most recent course of treatment. Figures in italics indicate the base number of FP17s or Patient Questionnaire responses are less than 100. N/A is shown where the base number of responses is less than 10 during the period. % is calculated as Quantity/Base number\*100

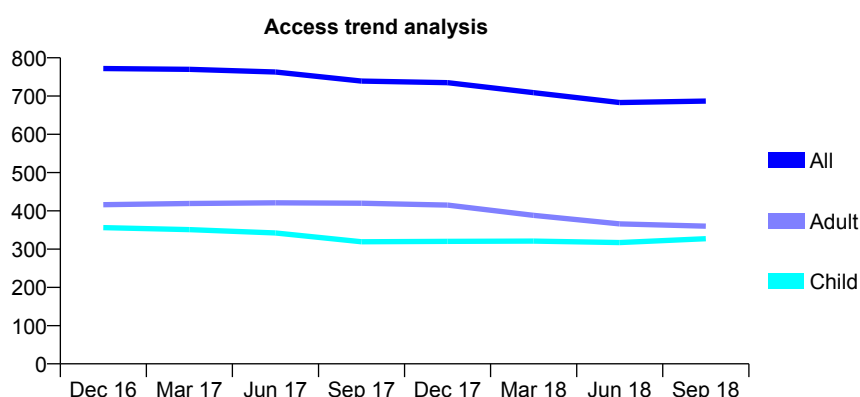
# Q64 - Vital Signs At a Glance Contract Report for 997439/0001 - September 2018

Name or company name	Charlton Road Dental Surgery
Contract type name	GDS Contract
Purpose of contract	General
Contract start date	01/04/2006
Contract end date	

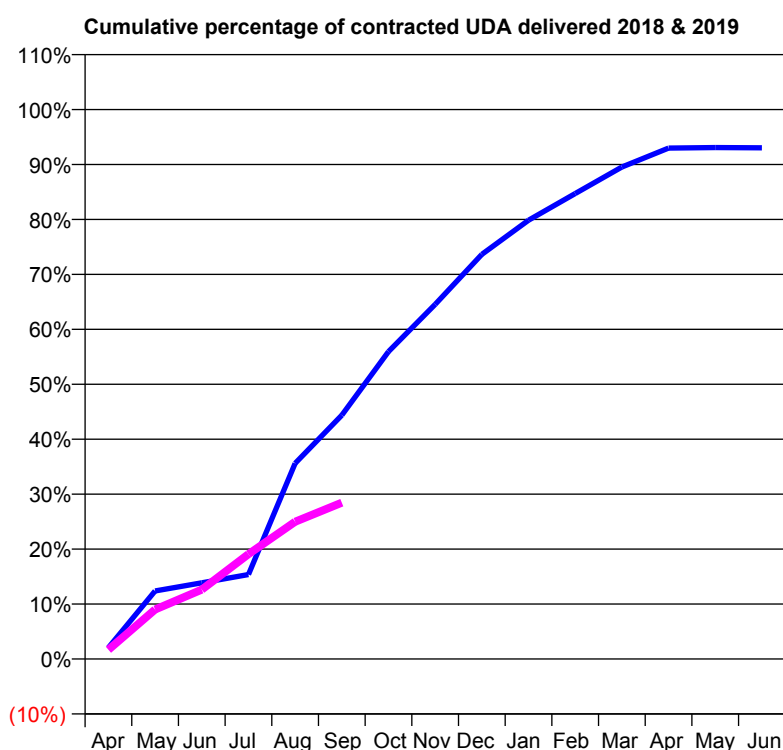
18/19 Contracted general activity (UDA)	2,200
Carry forward general activity (UDA)	0
18/19 Contracted orthodontic activity (UOA)	0
Carry forward orthodontic activity (UOA)	0
Baseline contract value	£47,109.16

## ACCESS\*

Patients seen in 24 months	Total	Change since previous quarter
Quarter ending September 2017	739	
Quarter ending December 2017	735	→
Quarter ending March 2018	709	↓
Quarter ending June 2018	683	↓
Quarter ending September 2018	687	→
<b>Variance since September 2017</b>	<b>(7.0%)</b>	<b>↓</b>



## ACTIVITY



Adjusted Scheduled Activity (UDA)		
Month	2018	2019
April	47	37
May	280	199
June	313	278
July	347	420
August	803	549
September	1,001	626
October	1,261	
November	1,455	
December	1,661	
January	1,801	
February	1,910	
March	2,019	
April	2,097	
May	2,099	
June	2,098	

## QUALITY

	Quantity	Base Number	Contract	AT	Region	England
% of FP17s for the same patient ID Re-attending within 3 months - Children	15	248	6.0%	8.7%	11.1%	11.6%
% of FP17s for the same patient ID Re-attending within 3 months - Adults	23	163	14.1%	13.1%	15.3%	15.5%
% of FP17s for the same patient ID Re-attending between 3 & 9 months - Children	168	248	67.7%	61.8%	61.1%	58.8%
% of FP17s for the same patient ID Re-attending between 3 & 9 months - Adults	100	163	61.3%	52.4%	52.3%	51.1%
% of FP17s for Band 1 Urgent Courses	14	354	4.0%	8.3%	9.5%	9.0%
% of FP17s Relating to Free Repair or Replacements	1	354	0.3%	0.7%	0.7%	0.8%
% of FP17s Relating to Continuations	0	354	0.0%	0.8%	0.8%	0.9%
% of Patients satisfied with the dentistry they have received	0	0	N/A	94.1%	93.6%	93.3%
% of Patients satisfied with the time they had to wait for an appointment	0	0	N/A	88.8%	88.8%	88.9%

\* This is based on patients treated on this contract for their most recent course of treatment. Figures in italics indicate the base number of FP17s or Patient Questionnaire responses are less than 100. N/A is shown where the base number of responses is less than 10 during the period. % is calculated as Quantity/Base number\*100

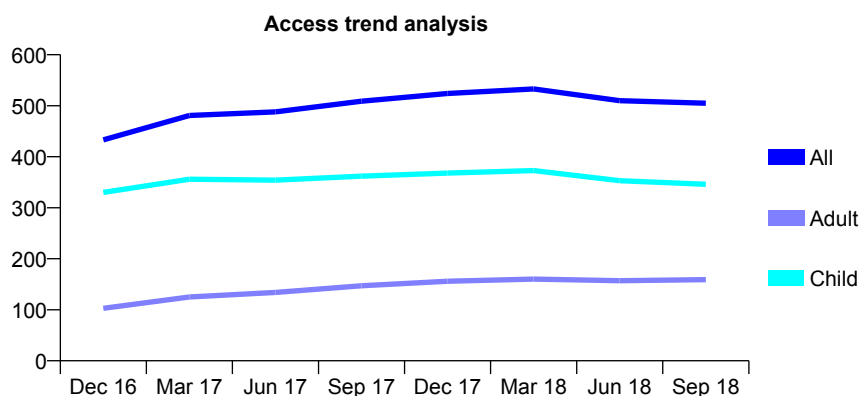
## Q65 - Vital Signs At a Glance Contract Report for 100026/0000 - September 2018

Name or company name	Family Dental Practice
Contract type name	GDS Contract
Purpose of contract	General
Contract start date	01/02/2016
Contract end date	

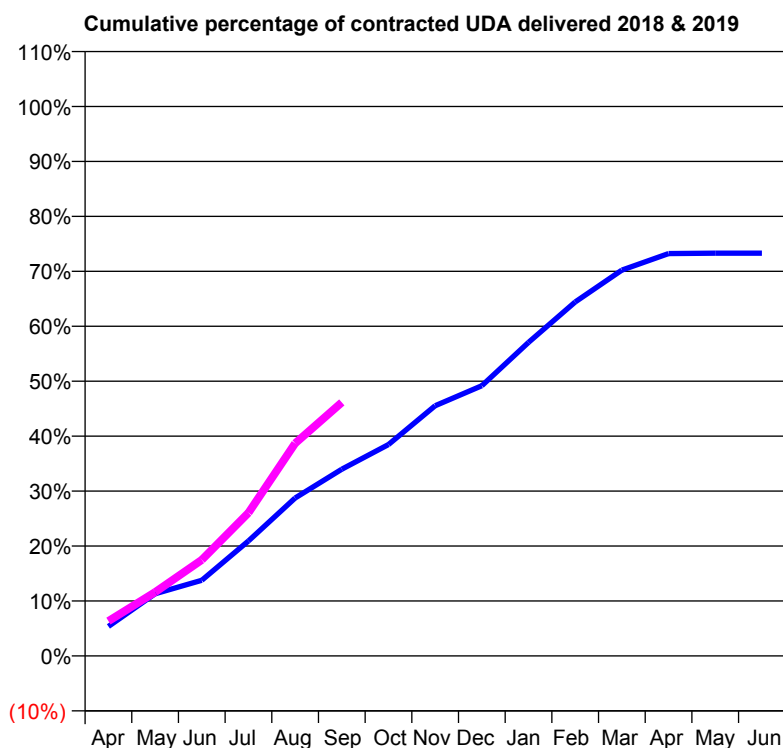
18/19 Contracted general activity (UDA)	1,359
Carry forward general activity (UDA)	0
18/19 Contracted orthodontic activity (UOA)	0
Carry forward orthodontic activity (UOA)	0
Baseline contract value	£35,563.48

### ACCESS\*

Patients seen in 24 months	Total	Change since previous quarter
Quarter ending September 2017	509	
Quarter ending December 2017	524	↑
Quarter ending March 2018	533	→
Quarter ending June 2018	510	↓
Quarter ending September 2018	505	→
<b>Variance since September 2017</b>	<b>(0.8%)</b>	<b>→</b>



### ACTIVITY



Adjusted Scheduled Activity (UDA)		
Month	2018	2019
April	100	86
May	210	158
June	256	238
July	389	354
August	534	526
September	632	627
October	715	
November	847	
December	914	
January	1,061	
February	1,197	
March	1,305	
April	1,361	
May	1,362	
June	1,362	

### QUALITY

	Quantity	Base Number	Contract	AT	Region	England
% of FP17s for the same patient ID Re-attending within 3 months - Children	54	371	14.6%	9.5%	11.1%	11.6%
% of FP17s for the same patient ID Re-attending within 3 months - Adults	14	94	14.9%	13.7%	15.3%	15.5%
% of FP17s for the same patient ID Re-attending between 3 & 9 months - Children	240	371	64.7%	61.7%	61.1%	58.8%
% of FP17s for the same patient ID Re-attending between 3 & 9 months - Adults	52	94	55.3%	53.1%	52.3%	51.1%
% of FP17s for Band 1 Urgent Courses	16	426	3.8%	8.6%	9.5%	9.0%
% of FP17s Relating to Free Repair or Replacements	1	426	0.2%	0.8%	0.7%	0.8%
% of FP17s Relating to Continuations	0	426	0.0%	1.0%	0.8%	0.9%
% of Patients satisfied with the dentistry they have received	2	2	N/A	93.0%	93.6%	93.3%
% of Patients satisfied with the time they had to wait for an appointment	2	2	N/A	90.5%	88.8%	88.9%

\* This is based on patients treated on this contract for their most recent course of treatment. Figures in italics indicate the base number of FP17s or Patient Questionnaire responses are less than 100. N/A is shown where the base number of responses is less than 10 during the period. % is calculated as Quantity/Base number\*100

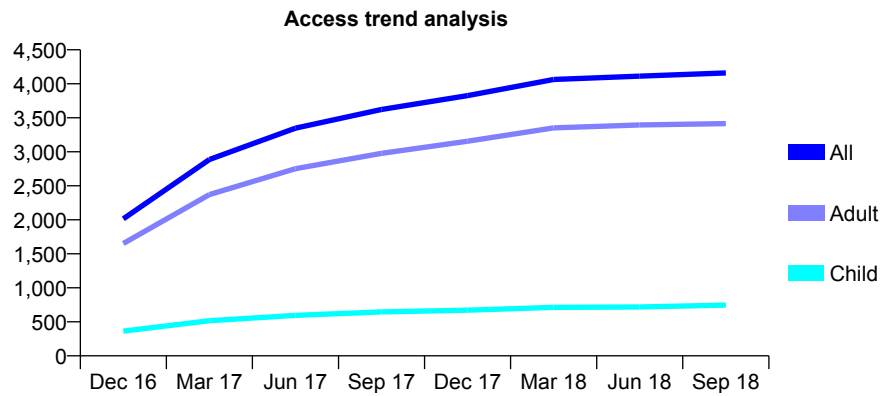
## Q65 - Vital Signs At a Glance Contract Report for 100027/0000 - September 2018

Name or company name	Lympsham Dental Partnership
Contract type name	GDS Contract
Purpose of contract	General
Contract start date	01/02/2016
Contract end date	

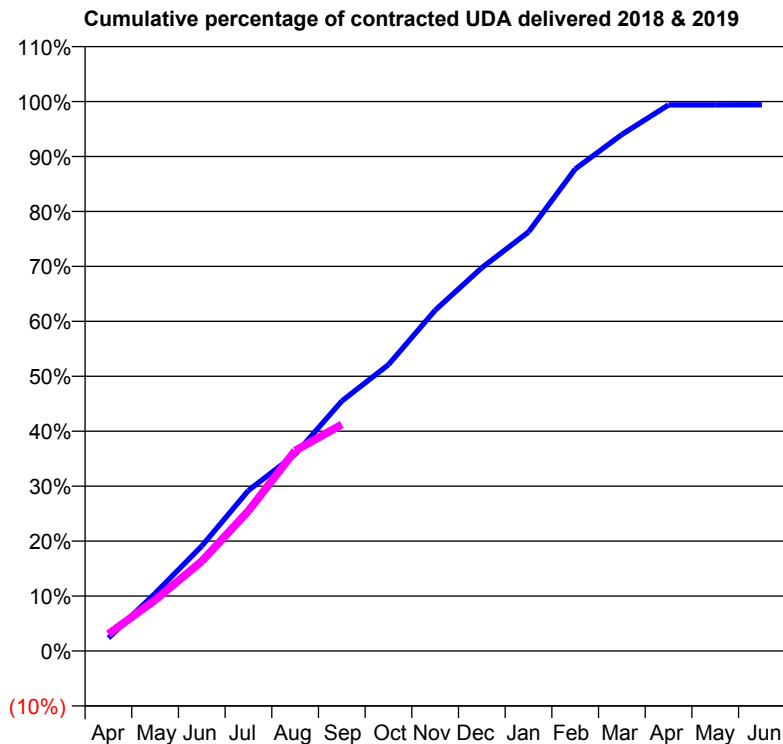
18/19 Contracted general activity (UDA)	13,238
Carry forward general activity (UDA)	79
18/19 Contracted orthodontic activity (UOA)	0
Carry forward orthodontic activity (UOA)	0
Baseline contract value	£307,820.54

### ACCESS\*

Patients seen in 24 months	Total	Change since previous quarter
Quarter ending September 2017	3,623	
Quarter ending December 2017	3,827	↑
Quarter ending March 2018	4,063	↑
Quarter ending June 2018	4,113	→
Quarter ending September 2018	4,160	→
<b>Variance since September 2017</b>	<b>14.8%</b>	<b>↑</b>



### ACTIVITY



Adjusted Scheduled Activity (UDA)		
Month	2018	2019
April	315	410
May	1,388	1,230
June	2,530	2,164
July	3,870	3,377
August	4,738	4,828
September	6,022	5,457
October	6,900	
November	8,210	
December	9,235	
January	10,096	
February	11,613	
March	12,443	
April	13,156	
May	13,157	
June	13,159	

### QUALITY

	Quantity	Base Number	Contract	AT	Region	England
% of FP17s for the same patient ID Re-attending within 3 months - Children	22	504	4.4%	9.5%	11.1%	11.6%
% of FP17s for the same patient ID Re-attending within 3 months - Adults	174	2,061	8.4%	13.7%	15.3%	15.5%
% of FP17s for the same patient ID Re-attending between 3 & 9 months - Children	236	504	46.8%	61.7%	61.1%	58.8%
% of FP17s for the same patient ID Re-attending between 3 & 9 months - Adults	896	2,061	43.5%	53.1%	52.3%	51.1%
% of FP17s for Band 1 Urgent Courses	125	2,282	5.5%	8.6%	9.5%	9.0%
% of FP17s Relating to Free Repair or Replacements	15	2,282	0.7%	0.8%	0.7%	0.8%
% of FP17s Relating to Continuations	6	2,282	0.3%	1.0%	0.8%	0.9%
% of Patients satisfied with the dentistry they have received	1	1	N/A	93.0%	93.6%	93.3%
% of Patients satisfied with the time they had to wait for an appointment	0	1	N/A	90.5%	88.8%	88.9%

\* This is based on patients treated on this contract for their most recent course of treatment. Figures in italics indicate the base number of FP17s or Patient Questionnaire responses are less than 100. N/A is shown where the base number of responses is less than 10 during the period. % is calculated as Quantity/Base number\*100

## Q65 - Vital Signs At a Glance Contract Report for 100030/0000 - September 2018

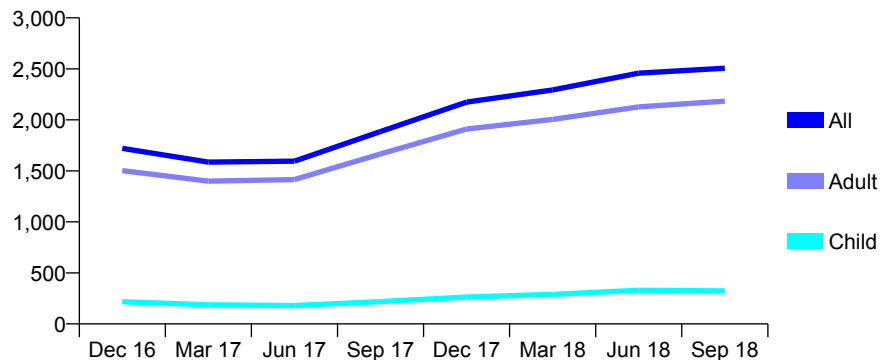
Name or company name	Burnham House Dental Partnership
Contract type name	GDS Contract
Purpose of contract	General
Contract start date	01/02/2016
Contract end date	

18/19 Contracted general activity (UDA)	8,740
Carry forward general activity (UDA)	41
18/19 Contracted orthodontic activity (UOA)	0
Carry forward orthodontic activity (UOA)	0
Baseline contract value	£165,865.41

### ACCESS\*

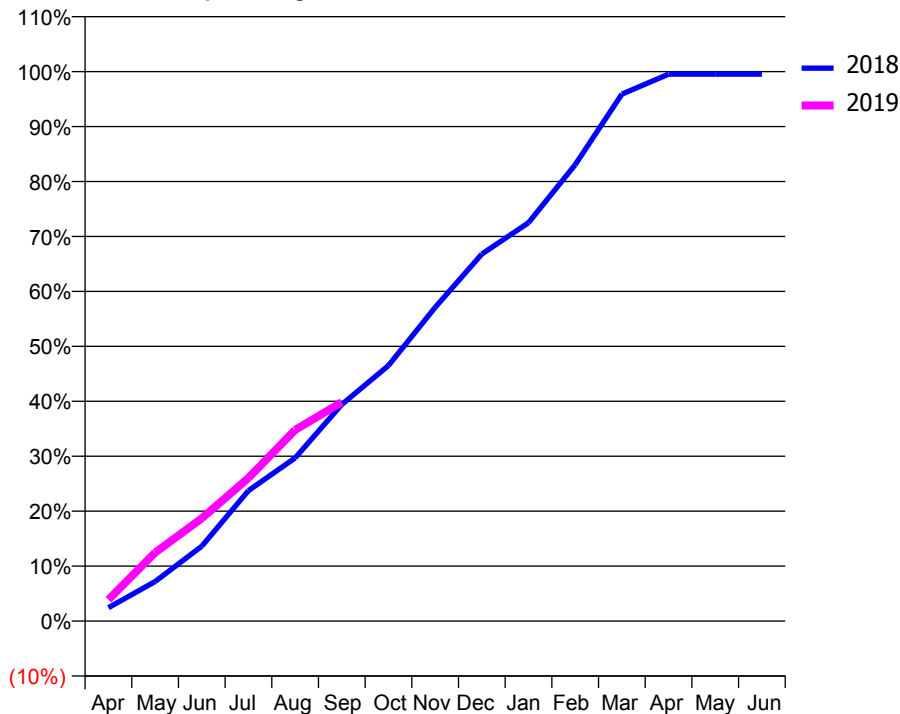
Patients seen in 24 months	Total	Change since previous quarter
Quarter ending September 2017	1,885	
Quarter ending December 2017	2,174	↑
Quarter ending March 2018	2,293	↑
Quarter ending June 2018	2,458	↑
Quarter ending September 2018	2,507	→
<b>Variance since September 2017</b>	<b>33.0%</b>	<b>↑</b>

### Access trend analysis



### ACTIVITY

#### Cumulative percentage of contracted UDA delivered 2018 & 2019



Adjusted Scheduled Activity (UDA)		
Month	2018	2019
April	213	341
May	628	1,089
June	1,192	1,634
July	2,076	2,278
August	2,596	3,040
September	3,445	3,481
October	4,064	
November	4,990	
December	5,837	
January	6,335	
February	7,260	
March	8,381	
April	8,699	
May	8,699	
June	8,699	

### QUALITY

	Quantity	Base Number	Contract	AT	Region	England
% of FP17s for the same patient ID Re-attending within 3 months - Children	8	251	3.2%	9.5%	11.1%	11.6%
% of FP17s for the same patient ID Re-attending within 3 months - Adults	154	1,588	9.7%	13.7%	15.3%	15.5%
% of FP17s for the same patient ID Re-attending between 3 & 9 months - Children	75	251	29.9%	61.7%	61.1%	58.8%
% of FP17s for the same patient ID Re-attending between 3 & 9 months - Adults	629	1,588	39.6%	53.1%	52.3%	51.1%
% of FP17s for Band 1 Urgent Courses	158	1,713	9.2%	8.6%	9.5%	9.0%
% of FP17s Relating to Free Repair or Replacements	45	1,713	2.6%	0.8%	0.7%	0.8%
% of FP17s Relating to Continuations	14	1,713	0.8%	1.0%	0.8%	0.9%
% of Patients satisfied with the dentistry they have received	1	1	N/A	93.0%	93.6%	93.3%
% of Patients satisfied with the time they had to wait for an appointment	1	1	N/A	90.5%	88.8%	88.9%

\* This is based on patients treated on this contract for their most recent course of treatment. Figures in italics indicate the base number of FP17s or Patient Questionnaire responses are less than 100. N/A is shown where the base number of responses is less than 10 during the period. % is calculated as Quantity/Base number\*100



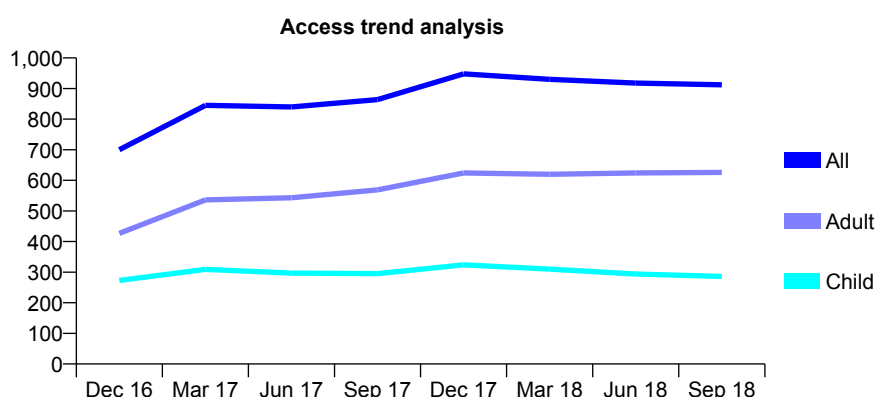
# Q65 - Vital Signs At a Glance Contract Report for 100031/0000 - September 2018

Name or company name	Mr RK Hughes
Contract type name	GDS Contract
Purpose of contract	General
Contract start date	10/03/2016
Contract end date	

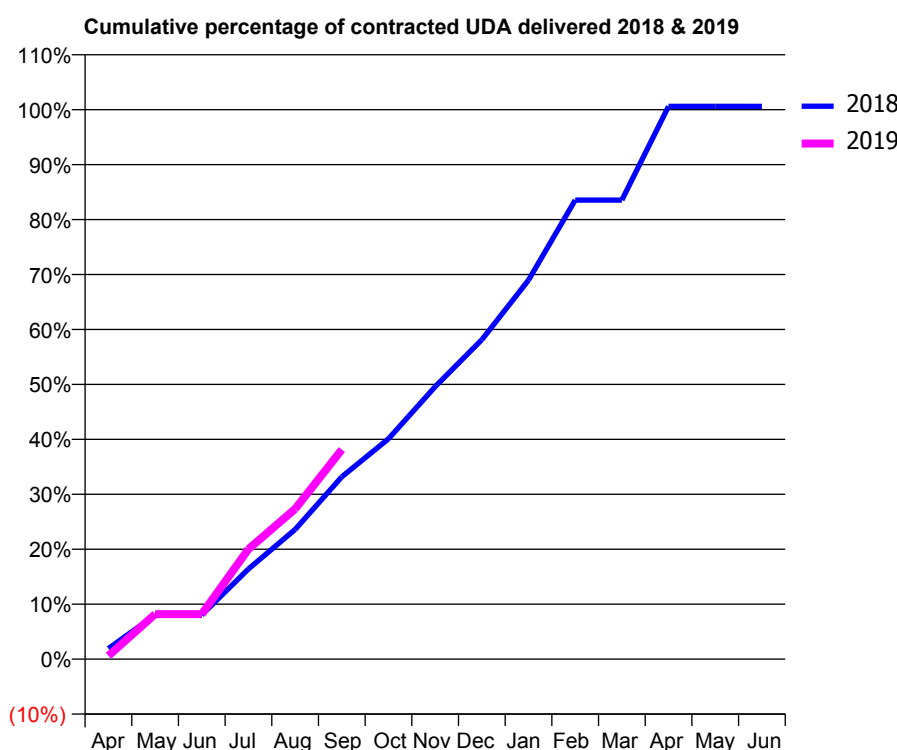
18/19 Contracted general activity (UDA)	2,268
Carry forward general activity (UDA)	-14
18/19 Contracted orthodontic activity (UOA)	0
Carry forward orthodontic activity (UOA)	0
Baseline contract value	£53,368.82

## ACCESS\*

Patients seen in 24 months	Total	Change since previous quarter
Quarter ending September 2017	864	
Quarter ending December 2017	948	↑
Quarter ending March 2018	930	↓
Quarter ending June 2018	918	↓
Quarter ending September 2018	912	→
<b>Variance since September 2017</b>	<b>5.6%</b>	<b>↑</b>



## ACTIVITY



Month	Adjusted Scheduled Activity (UDA)	
	2018	2019
April	44	14
May	183	186
June	183	186
July	372	454
August	535	620
September	753	865
October	909	
November	1,125	
December	1,318	
January	1,564	
February	1,895	
March	1,895	
April	2,282	
May	2,282	
June	2,282	

## QUALITY

	Quantity	Base Number	Contract	AT	Region	England
% of FP17s for the same patient ID Re-attending within 3 months - Children	19	260	7.3%	9.5%	11.1%	11.6%
% of FP17s for the same patient ID Re-attending within 3 months - Adults	64	540	11.9%	13.7%	15.3%	15.5%
% of FP17s for the same patient ID Re-attending between 3 & 9 months - Children	146	260	56.2%	61.7%	61.1%	58.8%
% of FP17s for the same patient ID Re-attending between 3 & 9 months - Adults	307	540	56.9%	53.1%	52.3%	51.1%
% of FP17s for Band 1 Urgent Courses	49	563	8.7%	8.6%	9.5%	9.0%
% of FP17s Relating to Free Repair or Replacements	2	563	0.4%	0.8%	0.7%	0.8%
% of FP17s Relating to Continuations	4	563	0.7%	1.0%	0.8%	0.9%
% of Patients satisfied with the dentistry they have received	1	1	N/A	93.0%	93.6%	93.3%
% of Patients satisfied with the time they had to wait for an appointment	1	1	N/A	90.5%	88.8%	88.9%

\* This is based on patients treated on this contract for their most recent course of treatment. Figures in italics indicate the base number of FP17s or Patient Questionnaire responses are less than 100. N/A is shown where the base number of responses is less than 10 during the period. % is calculated as Quantity/Base number\*100



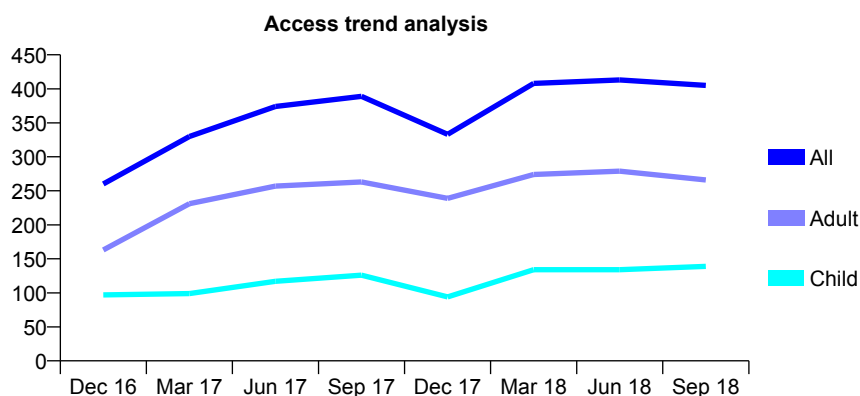
## Q65 - Vital Signs At a Glance Contract Report for 100032/0000 - September 2018

Name or company name	Mr RK Hughes
Contract type name	GDS Contract
Purpose of contract	General
Contract start date	10/03/2016
Contract end date	

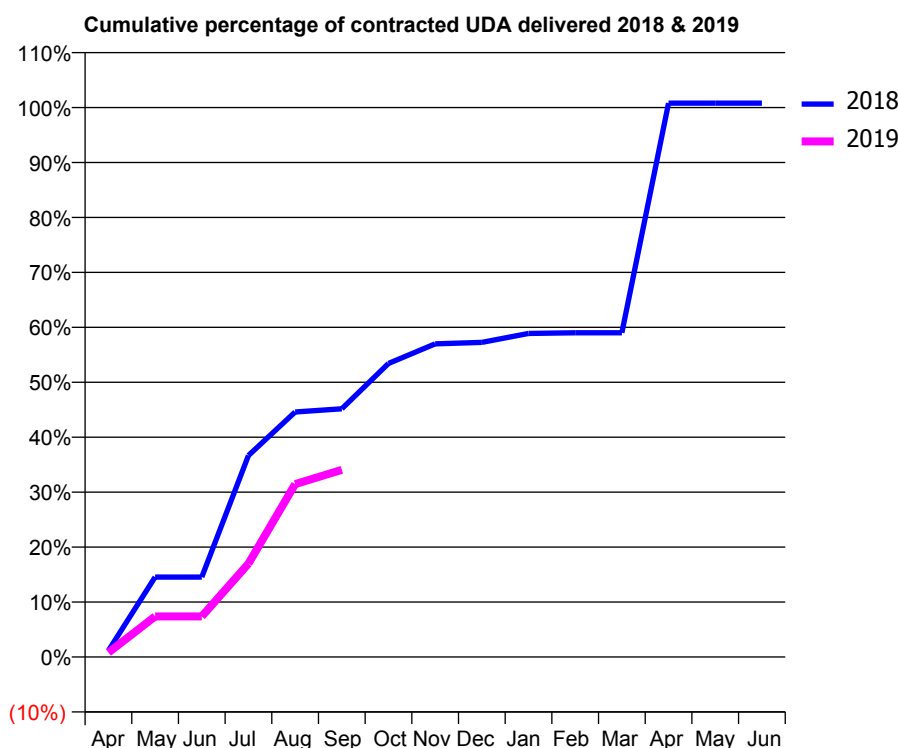
18/19 Contracted general activity (UDA)	850
Carry forward general activity (UDA)	-7
18/19 Contracted orthodontic activity (UOA)	0
Carry forward orthodontic activity (UOA)	0
Baseline contract value	£17,581.88

### ACCESS\*

Patients seen in 24 months	Total	Change since previous quarter
Quarter ending September 2017	389	
Quarter ending December 2017	333	↓
Quarter ending March 2018	408	↑
Quarter ending June 2018	413	→
Quarter ending September 2018	405	↓
<b>Variance since September 2017</b>	<b>4.1%</b>	<b>↑</b>



### ACTIVITY



Adjusted Scheduled Activity (UDA)		
Month	2018	2019
April	10	7
May	124	63
June	124	63
July	312	144
August	379	267
September	384	289
October	454	
November	484	
December	487	
January	501	
February	502	
March	502	
April	857	
May	857	
June	857	

### QUALITY

	Quantity	Base Number	Contract	AT	Region	England
% of FP17s for the same patient ID Re-attending within 3 months - Children	7	173	4.0%	9.5%	11.1%	11.6%
% of FP17s for the same patient ID Re-attending within 3 months - Adults	12	265	4.5%	13.7%	15.3%	15.5%
% of FP17s for the same patient ID Re-attending between 3 & 9 months - Children	33	173	19.1%	61.7%	61.1%	58.8%
% of FP17s for the same patient ID Re-attending between 3 & 9 months - Adults	49	265	18.5%	53.1%	52.3%	51.1%
% of FP17s for Band 1 Urgent Courses	7	202	3.5%	8.6%	9.5%	9.0%
% of FP17s Relating to Free Repair or Replacements	1	202	0.5%	0.8%	0.7%	0.8%
% of FP17s Relating to Continuations	2	202	1.0%	1.0%	0.8%	0.9%
% of Patients satisfied with the dentistry they have received	1	1	N/A	93.0%	93.6%	93.3%
% of Patients satisfied with the time they had to wait for an appointment	1	1	N/A	90.5%	88.8%	88.9%

\* This is based on patients treated on this contract for their most recent course of treatment. Figures in italics indicate the base number of FP17s or Patient Questionnaire responses are less than 100. N/A is shown where the base number of responses is less than 10 during the period. % is calculated as Quantity/Base number\*100

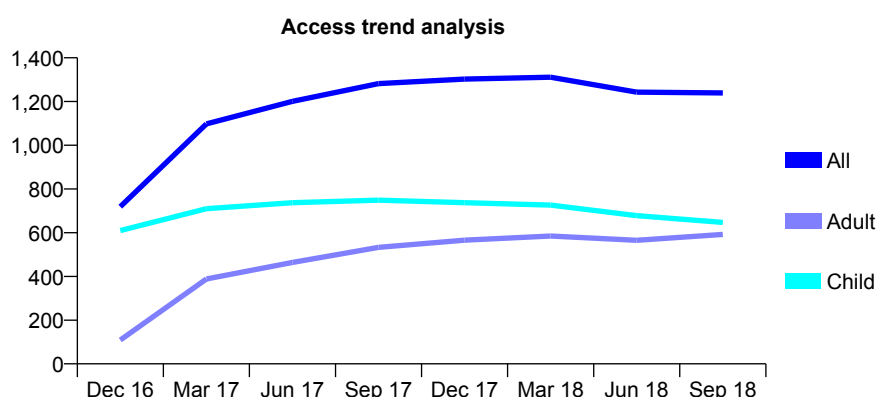
# Q65 - Vital Signs At a Glance Contract Report for 100071/0000 - September 2018

Name or company name	Yarde House Partnership
Contract type name	GDS Contract
Purpose of contract	General
Contract start date	24/03/2016
Contract end date	

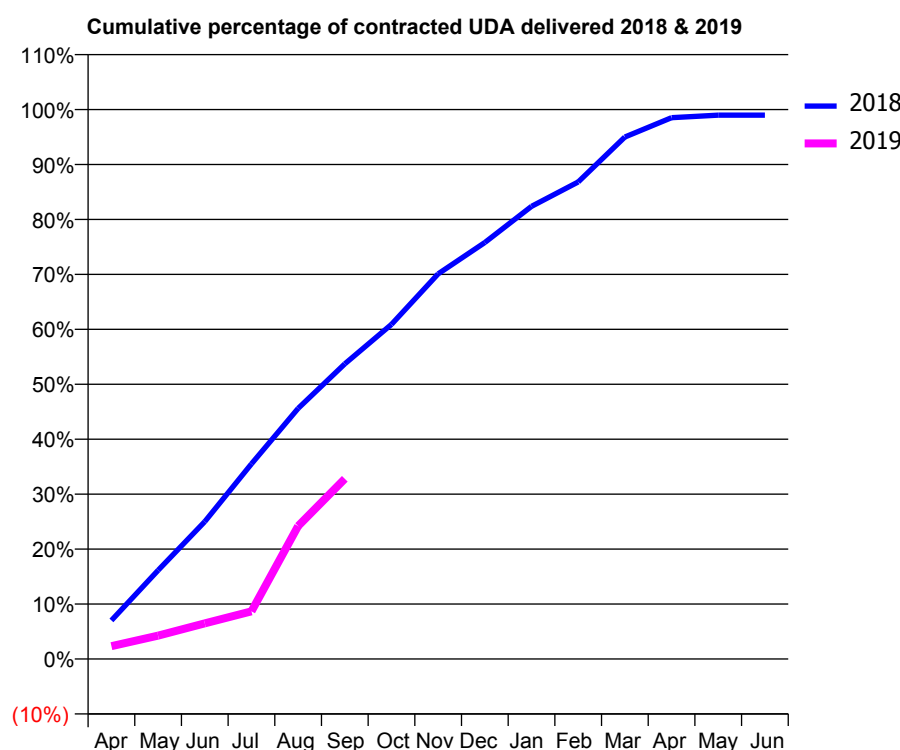
18/19 Contracted general activity (UDA)	2,600
Carry forward general activity (UDA)	27
18/19 Contracted orthodontic activity (UOA)	0
Carry forward orthodontic activity (UOA)	0
Baseline contract value	£64,399.84

## ACCESS\*

Patients seen in 24 months	Total	Change since previous quarter
Quarter ending September 2017	1,282	
Quarter ending December 2017	1,303	→
Quarter ending March 2018	1,311	→
Quarter ending June 2018	1,243	↓
Quarter ending September 2018	1,239	→
<b>Variance since September 2017</b>	<b>(3.4%)</b>	<b>↓</b>



## ACTIVITY



Adjusted Scheduled Activity (UDA)		
Month	2018	2019
April	183	61
May	420	111
June	650	169
July	924	226
August	1,186	629
September	1,397	853
October	1,583	
November	1,822	
December	1,971	
January	2,142	
February	2,257	
March	2,470	
April	2,561	
May	2,573	
June	2,573	

## QUALITY

	Quantity	Base Number	Contract	AT	Region	England
% of FP17s for the same patient ID Re-attending within 3 months - Children	17	419	4.1%	9.5%	11.1%	11.6%
% of FP17s for the same patient ID Re-attending within 3 months - Adults	36	297	12.1%	13.7%	15.3%	15.5%
% of FP17s for the same patient ID Re-attending between 3 & 9 months - Children	277	419	66.1%	61.7%	61.1%	58.8%
% of FP17s for the same patient ID Re-attending between 3 & 9 months - Adults	155	297	52.2%	53.1%	52.3%	51.1%
% of FP17s for Band 1 Urgent Courses	38	634	6.0%	8.6%	9.5%	9.0%
% of FP17s Relating to Free Repair or Replacements	1	634	0.2%	0.8%	0.7%	0.8%
% of FP17s Relating to Continuations	0	634	0.0%	1.0%	0.8%	0.9%
% of Patients satisfied with the dentistry they have received	1	1	N/A	93.0%	93.6%	93.3%
% of Patients satisfied with the time they had to wait for an appointment	1	1	N/A	90.5%	88.8%	88.9%

\* This is based on patients treated on this contract for their most recent course of treatment. Figures in italics indicate the base number of FP17s or Patient Questionnaire responses are less than 100. N/A is shown where the base number of responses is less than 10 during the period. % is calculated as Quantity/Base number\*100

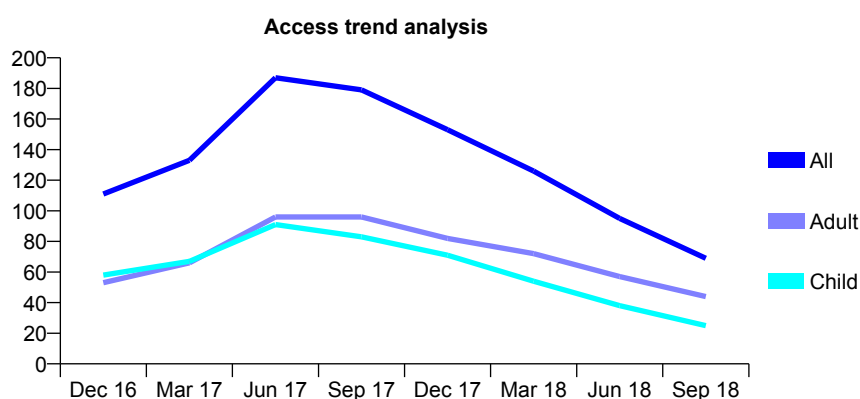
## Q65 - Vital Signs At a Glance Contract Report for 100077/0000 - September 2018

Name or company name	Church Road Dental Clinic
Contract type name	GDS Contract
Purpose of contract	General
Contract start date	01/04/2016
Contract end date	

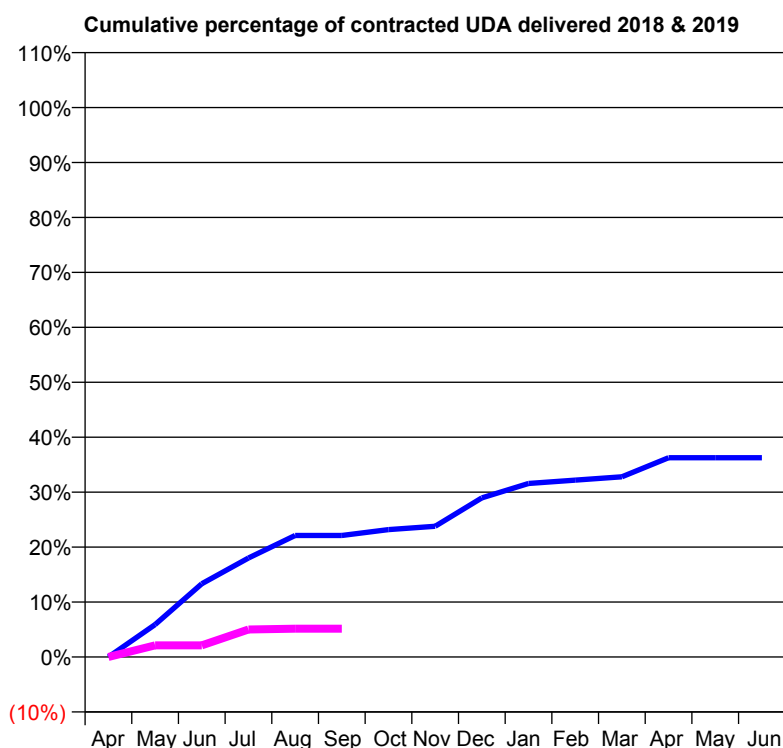
18/19 Contracted general activity (UDA)	660
Carry forward general activity (UDA)	0
18/19 Contracted orthodontic activity (UOA)	0
Carry forward orthodontic activity (UOA)	0
Baseline contract value	£15,475.43

### ACCESS\*

Patients seen in 24 months	Total	Change since previous quarter
Quarter ending September 2017	179	
Quarter ending December 2017	153	↓
Quarter ending March 2018	126	↓
Quarter ending June 2018	95	↓
Quarter ending September 2018	69	↓
<b>Variance since September 2017</b>	<b>(61.5%)</b>	<b>↓</b>



### ACTIVITY



Adjusted Scheduled Activity (UDA)		
Month	2018	2019
April	0	0
May	39	14
June	88	14
July	119	33
August	146	34
September	146	34
October	153	
November	157	
December	191	
January	208	
February	212	
March	216	
April	239	
May	239	
June	239	

### QUALITY

	Quantity	Base Number	Contract	AT	Region	England
% of FP17s for the same patient ID Re-attending within 3 months - Children	0	8	0.0%	9.5%	11.1%	11.6%
% of FP17s for the same patient ID Re-attending within 3 months - Adults	0	14	0.0%	13.7%	15.3%	15.5%
% of FP17s for the same patient ID Re-attending between 3 & 9 months - Children	1	8	12.5%	61.7%	61.1%	58.8%
% of FP17s for the same patient ID Re-attending between 3 & 9 months - Adults	0	14	0.0%	53.1%	52.3%	51.1%
% of FP17s for Band 1 Urgent Courses	0	16	0.0%	8.6%	9.5%	9.0%
% of FP17s Relating to Free Repair or Replacements	0	16	0.0%	0.8%	0.7%	0.8%
% of FP17s Relating to Continuations	0	16	0.0%	1.0%	0.8%	0.9%
% of Patients satisfied with the dentistry they have received	0	0	N/A	93.0%	93.6%	93.3%
% of Patients satisfied with the time they had to wait for an appointment	0	0	N/A	90.5%	88.8%	88.9%

\* This is based on patients treated on this contract for their most recent course of treatment. Figures in italics indicate the base number of FP17s or Patient Questionnaire responses are less than 100. N/A is shown where the base number of responses is less than 10 during the period. % is calculated as Quantity/Base number\*100

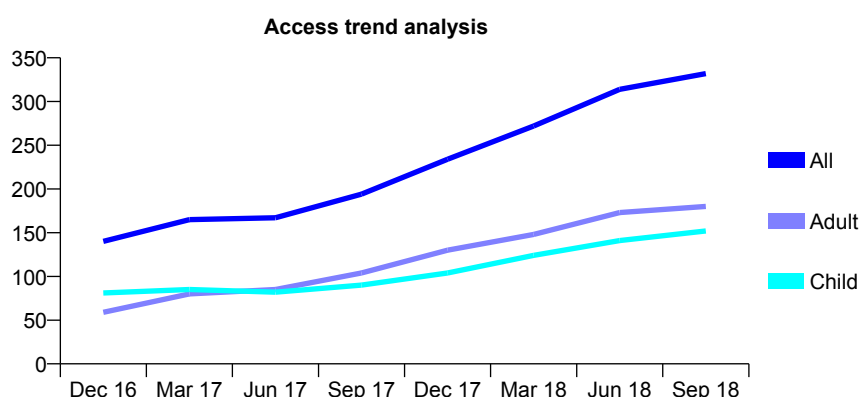
# Q65 - Vital Signs At a Glance Contract Report for 100078/0000 - September 2018

Name or company name	Church Road Dental Clinic
Contract type name	GDS Contract
Purpose of contract	General
Contract start date	01/04/2016
Contract end date	

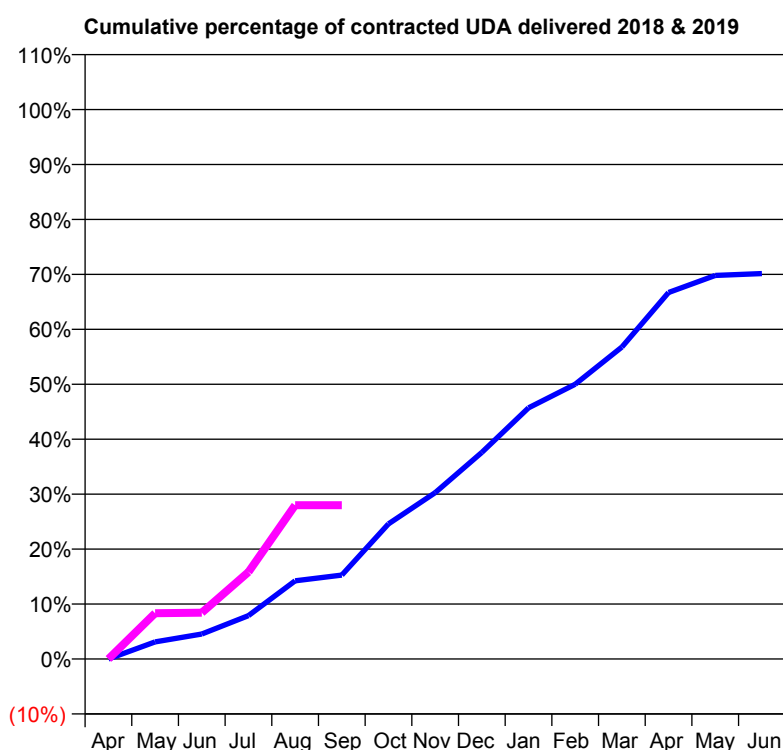
18/19 Contracted general activity (UDA)	900
Carry forward general activity (UDA)	0
18/19 Contracted orthodontic activity (UOA)	0
Carry forward orthodontic activity (UOA)	0
Baseline contract value	£23,241.49

## ACCESS\*

Patients seen in 24 months	Total	Change since previous quarter
Quarter ending September 2017	194	
Quarter ending December 2017	234	↑
Quarter ending March 2018	272	↑
Quarter ending June 2018	314	↑
Quarter ending September 2018	332	↑
<b>Variance since September 2017</b>	<b>71.1%</b>	<b>↑</b>



## ACTIVITY



Month	Adjusted Scheduled Activity (UDA)	
	2018	2019
April	0	0
May	28	75
June	41	76
July	71	143
August	128	252
September	137	252
October	221	
November	272	
December	338	
January	411	
February	450	
March	511	
April	600	
May	628	
June	631	

## QUALITY

	Quantity	Base Number	Contract	AT	Region	England
% of FP17s for the same patient ID Re-attending within 3 months - Children	5	105	4.8%	9.5%	11.1%	11.6%
% of FP17s for the same patient ID Re-attending within 3 months - Adults	8	117	6.8%	13.7%	15.3%	15.5%
% of FP17s for the same patient ID Re-attending between 3 & 9 months - Children	37	105	35.2%	61.7%	61.1%	58.8%
% of FP17s for the same patient ID Re-attending between 3 & 9 months - Adults	40	117	34.2%	53.1%	52.3%	51.1%
% of FP17s for Band 1 Urgent Courses	6	159	3.8%	8.6%	9.5%	9.0%
% of FP17s Relating to Free Repair or Replacements	0	159	0.0%	0.8%	0.7%	0.8%
% of FP17s Relating to Continuations	0	159	0.0%	1.0%	0.8%	0.9%
% of Patients satisfied with the dentistry they have received	1	1	N/A	93.0%	93.6%	93.3%
% of Patients satisfied with the time they had to wait for an appointment	1	1	N/A	90.5%	88.8%	88.9%

\* This is based on patients treated on this contract for their most recent course of treatment. Figures in italics indicate the base number of FP17s or Patient Questionnaire responses are less than 100. N/A is shown where the base number of responses is less than 10 during the period. % is calculated as Quantity/Base number\*100

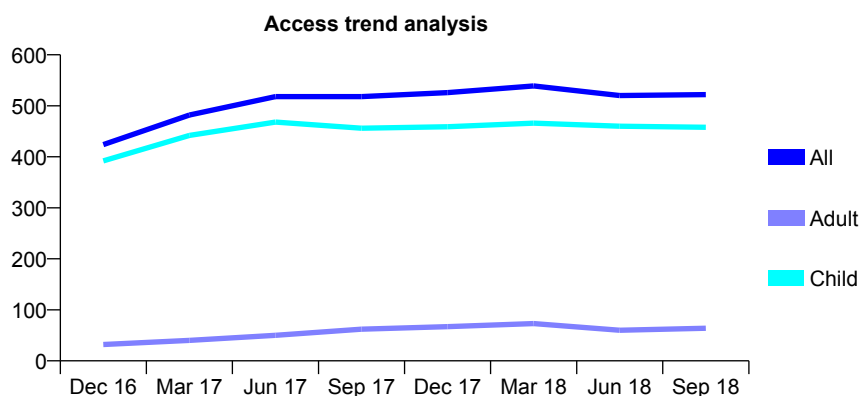
## Q65 - Vital Signs At a Glance Contract Report for 100080/0000 - September 2018

Name or company name	Monika Molnar
Contract type name	GDS Contract
Purpose of contract	General
Contract start date	01/04/2016
Contract end date	

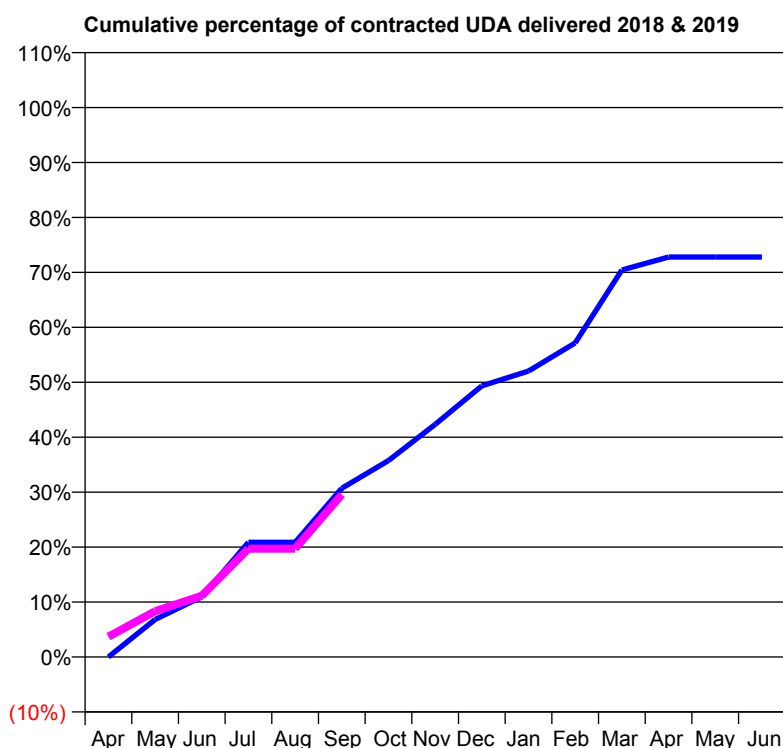
18/19 Contracted general activity (UDA)	1,611
Carry forward general activity (UDA)	0
18/19 Contracted orthodontic activity (UOA)	0
Carry forward orthodontic activity (UOA)	0
Baseline contract value	£37,146.04

### ACCESS\*

Patients seen in 24 months	Total	Change since previous quarter
Quarter ending September 2017	518	
Quarter ending December 2017	526	→
Quarter ending March 2018	539	↑
Quarter ending June 2018	520	↓
Quarter ending September 2018	522	→
<b>Variance since September 2017</b>	<b>0.8%</b>	<b>→</b>



### ACTIVITY



Adjusted Scheduled Activity (UDA)		
Month	2018	2019
April	0	60
May	110	134
June	176	180
July	336	318
August	336	318
September	495	476
October	576	
November	682	
December	795	
January	838	
February	921	
March	1,135	
April	1,173	
May	1,173	
June	1,173	

### QUALITY

	Quantity	Base Number	Contract	AT	Region	England
% of FP17s for the same patient ID Re-attending within 3 months - Children	35	367	9.5%	9.5%	11.1%	11.6%
% of FP17s for the same patient ID Re-attending within 3 months - Adults	4	19	21.1%	13.7%	15.3%	15.5%
% of FP17s for the same patient ID Re-attending between 3 & 9 months - Children	209	367	56.9%	61.7%	61.1%	58.8%
% of FP17s for the same patient ID Re-attending between 3 & 9 months - Adults	7	19	36.8%	53.1%	52.3%	51.1%
% of FP17s for Band 1 Urgent Courses	22	358	6.1%	8.6%	9.5%	9.0%
% of FP17s Relating to Free Repair or Replacements	0	358	0.0%	0.8%	0.7%	0.8%
% of FP17s Relating to Continuations	0	358	0.0%	1.0%	0.8%	0.9%
% of Patients satisfied with the dentistry they have received	0	0	N/A	93.0%	93.6%	93.3%
% of Patients satisfied with the time they had to wait for an appointment	0	0	N/A	90.5%	88.8%	88.9%

\* This is based on patients treated on this contract for their most recent course of treatment. Figures in italics indicate the base number of FP17s or Patient Questionnaire responses are less than 100. N/A is shown where the base number of responses is less than 10 during the period. % is calculated as Quantity/Base number\*100

## Q65 - Vital Signs At a Glance Contract Report for 100792/0000 - September 2018


Name or company name	Mr MJ Brown
Contract type name	PDS Contract
Purpose of contract	General
Contract start date	01/07/2018
Contract end date	30/06/2020

18/19 Contracted general activity (UDA)	6,600
Carry forward general activity (UDA)	0
18/19 Contracted orthodontic activity (UOA)	0
Carry forward orthodontic activity (UOA)	0
Baseline contract value	£165,000.00

### ACCESS\*

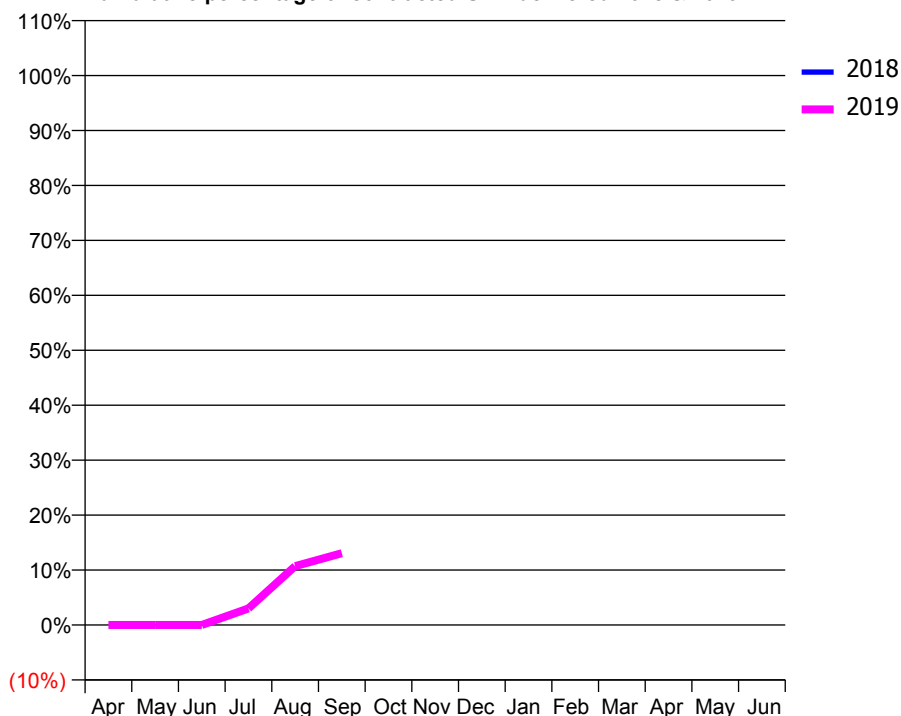
Patients seen in 24 months	Total	Change since previous quarter
Quarter ending September 2017	0	
Quarter ending December 2017	0	
Quarter ending March 2018	0	
Quarter ending June 2018	0	
Quarter ending September 2018	365	↑
Variance since September 2017	N/A	

### Access trend analysis



### ACTIVITY

#### Cumulative percentage of contracted UDA delivered 2018 & 2019



Adjusted Scheduled Activity (UDA)		
Month	2018	2019
April	0	0
May	0	0
June	0	0
July	0	199
August	0	707
September	0	862
October	0	
November	0	
December	0	
January	0	
February	0	
March	0	
April	0	
May	0	
June	0	

### QUALITY

	Quantity	Base Number	Contract	AT	Region	England
% of FP17s for the same patient ID Re-attending within 3 months - Children	1	112	0.9%	9.5%	11.1%	11.6%
% of FP17s for the same patient ID Re-attending within 3 months - Adults	9	252	3.6%	13.7%	15.3%	15.5%
% of FP17s for the same patient ID Re-attending between 3 & 9 months - Children	0	112	0.0%	61.7%	61.1%	58.8%
% of FP17s for the same patient ID Re-attending between 3 & 9 months - Adults	0	252	0.0%	53.1%	52.3%	51.1%
% of FP17s for Band 1 Urgent Courses	30	364	8.2%	8.6%	9.5%	9.0%
% of FP17s Relating to Free Repair or Replacements	0	364	0.0%	0.8%	0.7%	0.8%
% of FP17s Relating to Continuations	2	364	0.5%	1.0%	0.8%	0.9%
% of Patients satisfied with the dentistry they have received	2	3	N/A	93.0%	93.6%	93.3%
% of Patients satisfied with the time they had to wait for an appointment	3	3	N/A	90.5%	88.8%	88.9%

\* This is based on patients treated on this contract for their most recent course of treatment. Figures in italics indicate the base number of FP17s or Patient Questionnaire responses are less than 100. N/A is shown where the base number of responses is less than 10 during the period. % is calculated as Quantity/Base number\*100

## Q65 - Vital Signs At a Glance Contract Report for 100810/0000 - September 2018


Name or company name	Hartcliffe Dental Practice Partnership
Contract type name	GDS Contract
Purpose of contract	General
Contract start date	04/07/2018
Contract end date	

18/19 Contracted general activity (UDA)	11,671
Carry forward general activity (UDA)	0
18/19 Contracted orthodontic activity (UOA)	0
Carry forward orthodontic activity (UOA)	0
Baseline contract value	£231,188.58

### ACCESS\*

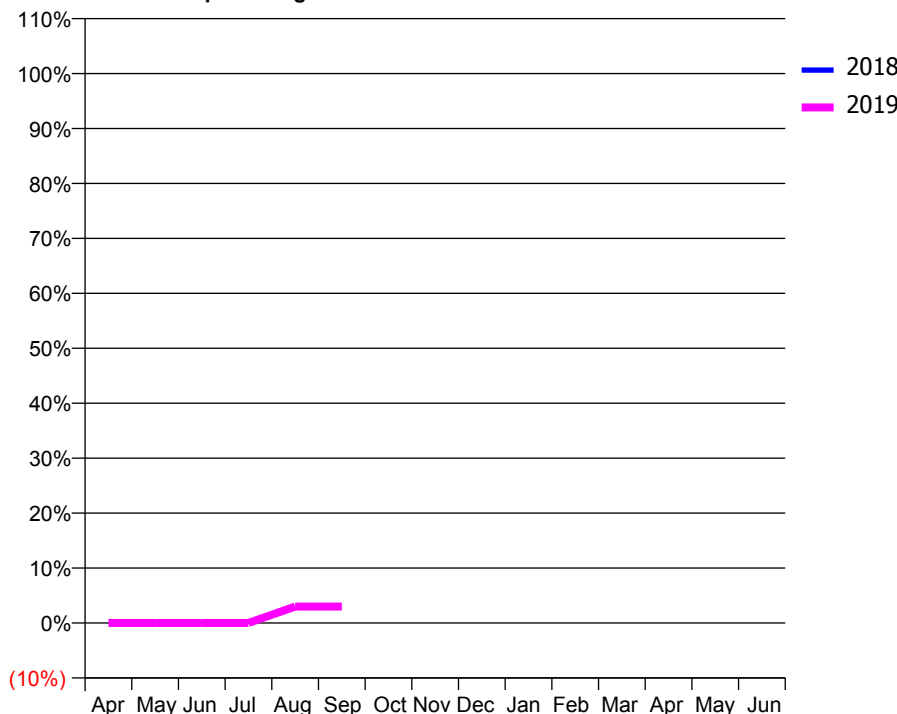
Patients seen in 24 months	Total	Change since previous quarter
Quarter ending September 2017	0	
Quarter ending December 2017	0	
Quarter ending March 2018	0	
Quarter ending June 2018	0	
Quarter ending September 2018	202	↑
Variance since September 2017	N/A	

### Access trend analysis



### ACTIVITY

#### Cumulative percentage of contracted UDA delivered 2018 & 2019



Adjusted Scheduled Activity (UDA)		
Month	2018	2019
April	0	0
May	0	0
June	0	0
July	0	0
August	0	350
September	0	350
October	0	
November	0	
December	0	
January	0	
February	0	
March	0	
April	0	
May	0	
June	0	

### QUALITY

	Quantity	Base Number	Contract	AT	Region	England
% of FP17s for the same patient ID Re-attending within 3 months - Children	0	93	0.0%	9.5%	11.1%	11.6%
% of FP17s for the same patient ID Re-attending within 3 months - Adults	1	136	0.7%	13.7%	15.3%	15.5%
% of FP17s for the same patient ID Re-attending between 3 & 9 months - Children	0	93	0.0%	61.7%	61.1%	58.8%
% of FP17s for the same patient ID Re-attending between 3 & 9 months - Adults	0	136	0.0%	53.1%	52.3%	51.1%
% of FP17s for Band 1 Urgent Courses	33	229	14.4%	8.6%	9.5%	9.0%
% of FP17s Relating to Free Repair or Replacements	0	229	0.0%	0.8%	0.7%	0.8%
% of FP17s Relating to Continuations	0	229	0.0%	1.0%	0.8%	0.9%
% of Patients satisfied with the dentistry they have received	0	0	N/A	93.0%	93.6%	93.3%
% of Patients satisfied with the time they had to wait for an appointment	0	0	N/A	90.5%	88.8%	88.9%

\* This is based on patients treated on this contract for their most recent course of treatment. Figures in italics indicate the base number of FP17s or Patient Questionnaire responses are less than 100. N/A is shown where the base number of responses is less than 10 during the period. % is calculated as Quantity/Base number\*100

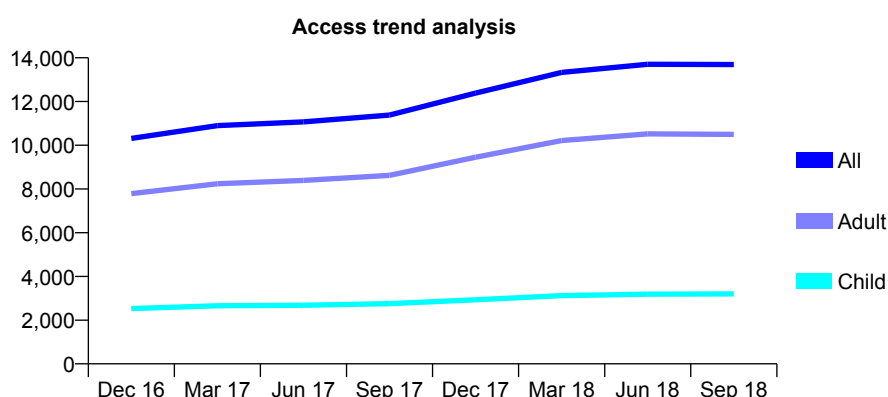
# Q65 - Vital Signs At a Glance Contract Report for 101192/0002 - September 2018

Name or company name	Community Dental Centres Ltd
Contract type name	GDS Contract
Purpose of contract	General
Contract start date	01/04/2006
Contract end date	

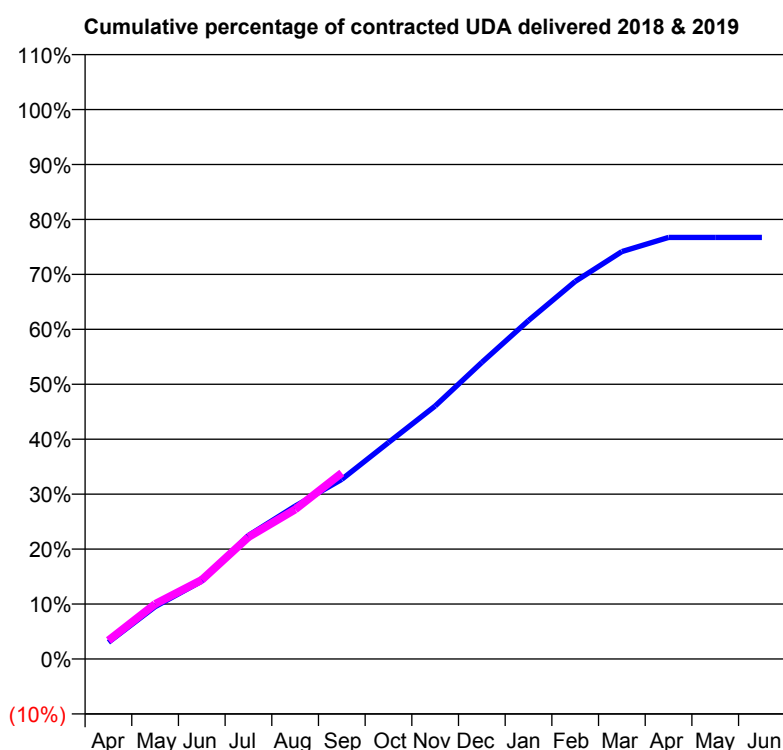
18/19 Contracted general activity (UDA)	40,267
Carry forward general activity (UDA)	0
18/19 Contracted orthodontic activity (UOA)	0
Carry forward orthodontic activity (UOA)	0
Baseline contract value	£968,949.85

## ACCESS\*

Patients seen in 24 months	Total	Change since previous quarter
Quarter ending September 2017	11,379	
Quarter ending December 2017	12,386	↑
Quarter ending March 2018	13,331	↑
Quarter ending June 2018	13,707	↑
Quarter ending September 2018	13,693	→
<b>Variance since September 2017</b>	<b>20.3%</b>	<b>↑</b>



## ACTIVITY



Adjusted Scheduled Activity (UDA)		
Month	2018	2019
April	1,396	1,359
May	4,361	4,029
June	6,488	5,803
July	10,285	8,936
August	12,728	10,959
September	14,965	13,638
October	18,030	
November	21,072	
December	24,703	
January	28,196	
February	31,442	
March	33,934	
April	35,107	
May	35,111	
June	35,111	

## QUALITY

	Quantity	Base Number	Contract	AT	Region	England
% of FP17s for the same patient ID Re-attending within 3 months - Children	81	2,011	4.0%	9.5%	11.1%	11.6%
% of FP17s for the same patient ID Re-attending within 3 months - Adults	620	6,089	10.2%	13.7%	15.3%	15.5%
% of FP17s for the same patient ID Re-attending between 3 & 9 months - Children	1,131	2,011	56.2%	61.7%	61.1%	58.8%
% of FP17s for the same patient ID Re-attending between 3 & 9 months - Adults	3,196	6,089	52.5%	53.1%	52.3%	51.1%
% of FP17s for Band 1 Urgent Courses	584	7,536	7.7%	8.6%	9.5%	9.0%
% of FP17s Relating to Free Repair or Replacements	28	7,536	0.4%	0.8%	0.7%	0.8%
% of FP17s Relating to Continuations	94	7,536	1.2%	1.0%	0.8%	0.9%
% of Patients satisfied with the dentistry they have received	14	15	93.3%	93.0%	93.6%	93.3%
% of Patients satisfied with the time they had to wait for an appointment	14	15	93.3%	90.5%	88.8%	88.9%

\* This is based on patients treated on this contract for their most recent course of treatment. Figures in italics indicate the base number of FP17s or Patient Questionnaire responses are less than 100. N/A is shown where the base number of responses is less than 10 during the period. % is calculated as Quantity/Base number\*100



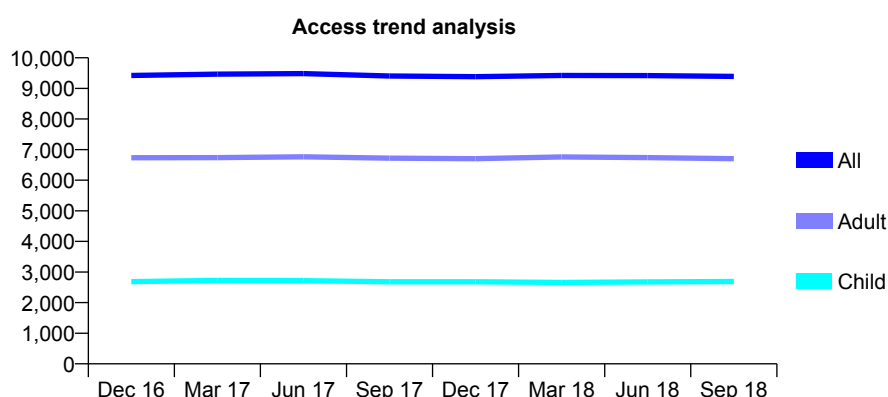
# Q65 - Vital Signs At a Glance Contract Report for 101192/0006 - September 2018

Name or company name	Community Dental Centres Ltd
Contract type name	GDS Contract
Purpose of contract	General
Contract start date	01/04/2006
Contract end date	

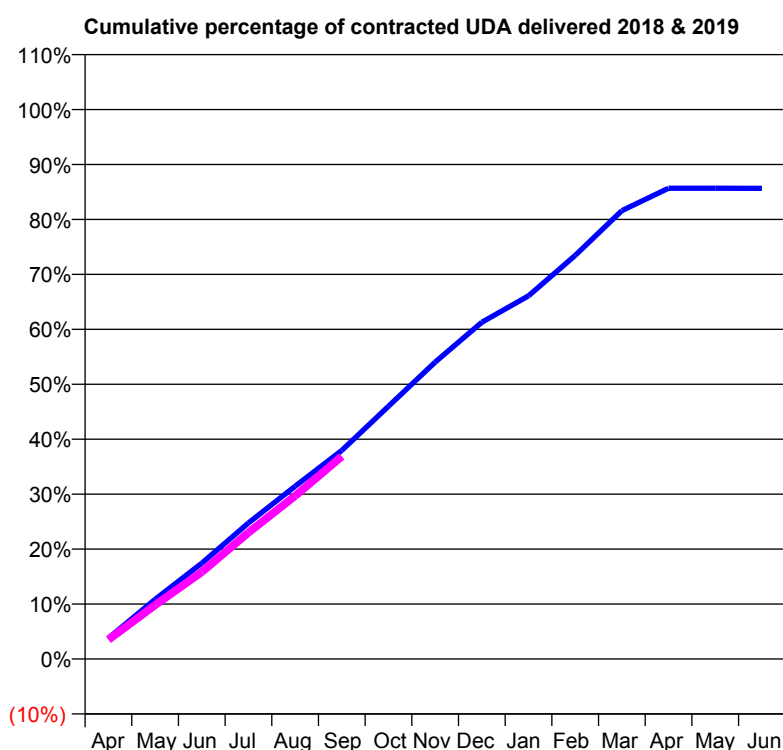
18/19 Contracted general activity (UDA)	28,047
Carry forward general activity (UDA)	0
18/19 Contracted orthodontic activity (UOA)	0
Carry forward orthodontic activity (UOA)	0
Baseline contract value	£739,721.86

## ACCESS\*

Patients seen in 24 months	Total	Change since previous quarter
Quarter ending September 2017	9,404	
Quarter ending December 2017	9,385	→
Quarter ending March 2018	9,423	→
Quarter ending June 2018	9,417	→
Quarter ending September 2018	9,391	→
<b>Variance since September 2017</b>	<b>(0.1%)</b>	→



## ACTIVITY



Adjusted Scheduled Activity (UDA)		
Month	2018	2019
April	1,065	982
May	3,044	2,754
June	4,888	4,444
July	6,946	6,455
August	8,819	8,325
September	10,651	10,345
October	12,899	
November	15,157	
December	17,190	
January	18,539	
February	20,597	
March	22,882	
April	24,028	
May	24,026	
June	24,025	

## QUALITY

	Quantity	Base Number	Contract	AT	Region	England
% of FP17s for the same patient ID Re-attending within 3 months - Children	104	2,070	5.0%	9.5%	11.1%	11.6%
% of FP17s for the same patient ID Re-attending within 3 months - Adults	421	4,122	10.2%	13.7%	15.3%	15.5%
% of FP17s for the same patient ID Re-attending between 3 & 9 months - Children	1,355	2,070	65.5%	61.7%	61.1%	58.8%
% of FP17s for the same patient ID Re-attending between 3 & 9 months - Adults	2,011	4,122	48.8%	53.1%	52.3%	51.1%
% of FP17s for Band 1 Urgent Courses	393	5,690	6.9%	8.6%	9.5%	9.0%
% of FP17s Relating to Free Repair or Replacements	10	5,690	0.2%	0.8%	0.7%	0.8%
% of FP17s Relating to Continuations	82	5,690	1.4%	1.0%	0.8%	0.9%
% of Patients satisfied with the dentistry they have received	5	6	N/A	93.0%	93.6%	93.3%
% of Patients satisfied with the time they had to wait for an appointment	5	6	N/A	90.5%	88.8%	88.9%

\* This is based on patients treated on this contract for their most recent course of treatment. Figures in italics indicate the base number of FP17s or Patient Questionnaire responses are less than 100. N/A is shown where the base number of responses is less than 10 during the period. % is calculated as Quantity/Base number\*100

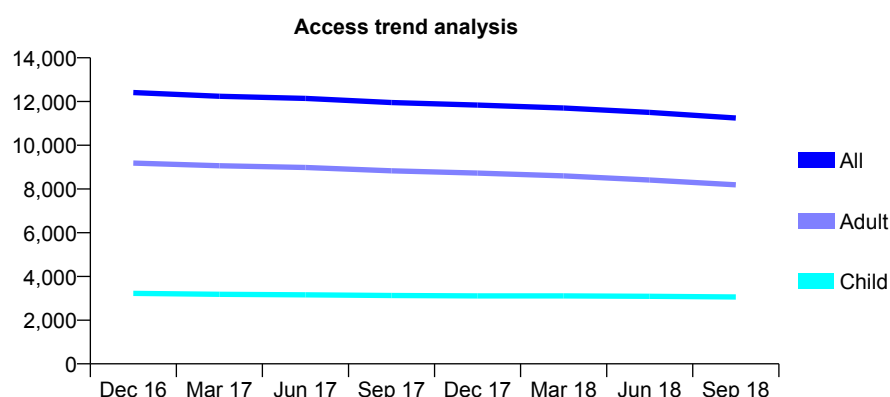
## Q65 - Vital Signs At a Glance Contract Report for 101192/0009 - September 2018

Name or company name	Community Dental Centres Ltd
Contract type name	GDS Contract
Purpose of contract	General
Contract start date	01/04/2006
Contract end date	

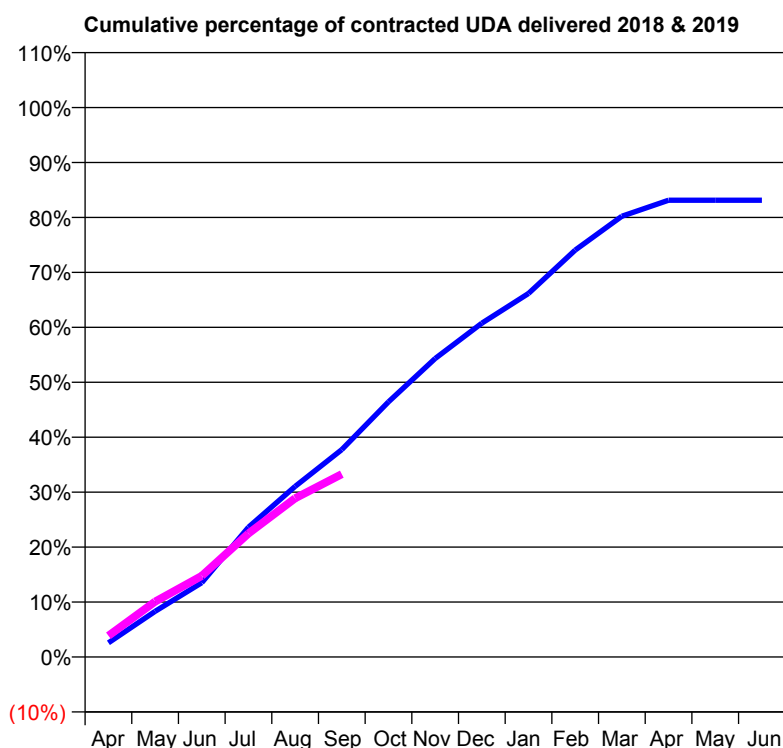
18/19 Contracted general activity (UDA)	41,308
Carry forward general activity (UDA)	0
18/19 Contracted orthodontic activity (UOA)	0
Carry forward orthodontic activity (UOA)	0
Baseline contract value	£1,073,767.87

### ACCESS\*

Patients seen in 24 months	Total	Change since previous quarter
Quarter ending September 2017	11,954	
Quarter ending December 2017	11,838	→
Quarter ending March 2018	11,706	↓
Quarter ending June 2018	11,500	↓
Quarter ending September 2018	11,248	↓
<b>Variance since September 2017</b>	<b>(5.9%)</b>	<b>↓</b>



### ACTIVITY



Adjusted Scheduled Activity (UDA)		
Month	2018	2019
April	1,064	1,594
May	3,436	4,167
June	5,592	6,103
July	9,757	9,288
August	12,823	11,931
September	15,591	13,746
October	19,184	
November	22,439	
December	25,098	
January	27,334	
February	30,586	
March	33,134	
April	34,335	
May	34,338	
June	34,339	

### QUALITY

	Quantity	Base Number	Contract	AT	Region	England
% of FP17s for the same patient ID Re-attending within 3 months - Children	156	2,409	6.5%	9.5%	11.1%	11.6%
% of FP17s for the same patient ID Re-attending within 3 months - Adults	596	5,411	11.0%	13.7%	15.3%	15.5%
% of FP17s for the same patient ID Re-attending between 3 & 9 months - Children	1,531	2,409	63.6%	61.7%	61.1%	58.8%
% of FP17s for the same patient ID Re-attending between 3 & 9 months - Adults	2,782	5,411	51.4%	53.1%	52.3%	51.1%
% of FP17s for Band 1 Urgent Courses	710	7,191	9.9%	8.6%	9.5%	9.0%
% of FP17s Relating to Free Repair or Replacements	67	7,191	0.9%	0.8%	0.7%	0.8%
% of FP17s Relating to Continuations	55	7,191	0.8%	1.0%	0.8%	0.9%
% of Patients satisfied with the dentistry they have received	10	10	100.0%	93.0%	93.6%	93.3%
% of Patients satisfied with the time they had to wait for an appointment	9	10	90.0%	90.5%	88.8%	88.9%

\* This is based on patients treated on this contract for their most recent course of treatment. Figures in italics indicate the base number of FP17s or Patient Questionnaire responses are less than 100. N/A is shown where the base number of responses is less than 10 during the period. % is calculated as Quantity/Base number\*100

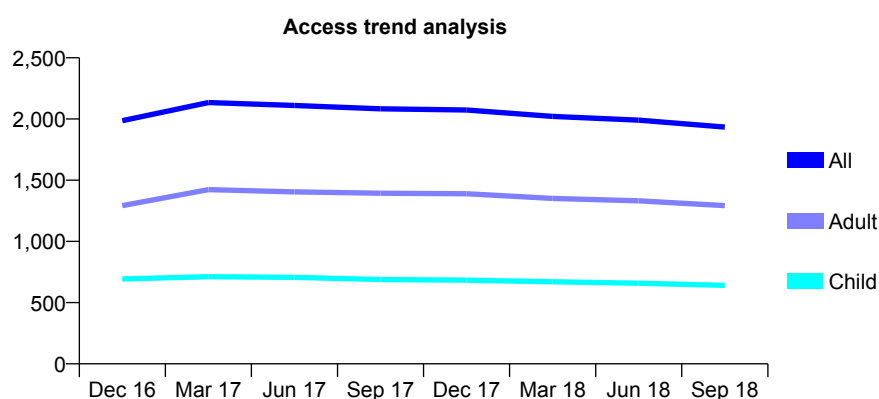
## Q65 - Vital Signs At a Glance Contract Report for 101281/0080 - September 2018

Name or company name	OASIS DENTAL CARE LTD
Contract type name	GDS Contract
Purpose of contract	General
Contract start date	01/04/2006
Contract end date	

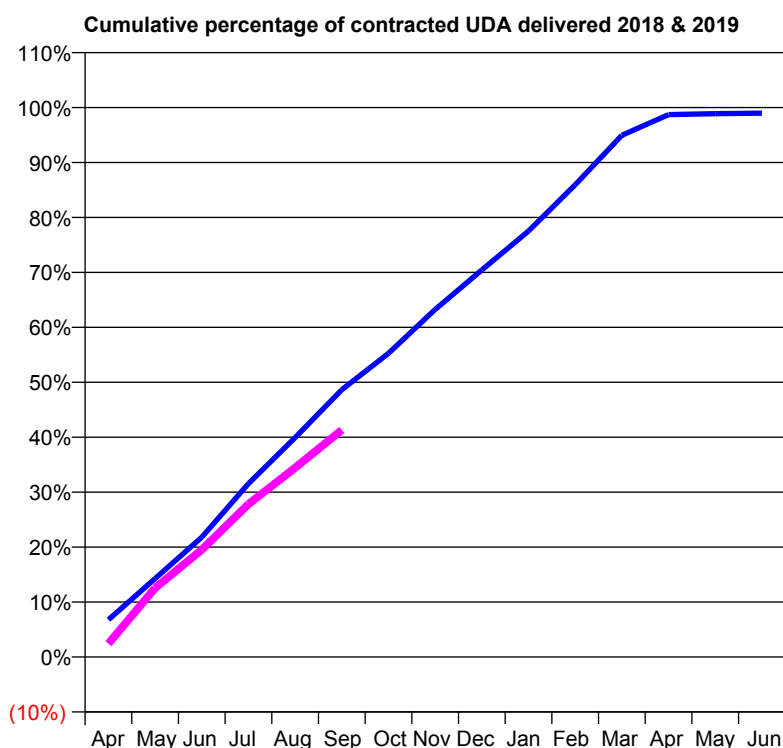
18/19 Contracted general activity (UDA)	4,535
Carry forward general activity (UDA)	46
18/19 Contracted orthodontic activity (UOA)	0
Carry forward orthodontic activity (UOA)	0
Baseline contract value	£96,915.10

### ACCESS\*

Patients seen in 24 months	Total	Change since previous quarter
Quarter ending September 2017	2,083	
Quarter ending December 2017	2,073	→
Quarter ending March 2018	2,021	↓
Quarter ending June 2018	1,991	↓
Quarter ending September 2018	1,934	↓
<b>Variance since September 2017</b>	<b>(7.2%)</b>	<b>↓</b>



### ACTIVITY



Adjusted Scheduled Activity (UDA)		
Month	2018	2019
April	308	111
May	647	570
June	989	886
July	1,432	1,262
August	1,811	1,562
September	2,206	1,874
October	2,506	
November	2,868	
December	3,194	
January	3,515	
February	3,897	
March	4,306	
April	4,477	
May	4,484	
June	4,489	

### QUALITY

	Quantity	Base Number	Contract	AT	Region	England
% of FP17s for the same patient ID Re-attending within 3 months - Children	24	463	5.2%	9.5%	11.1%	11.6%
% of FP17s for the same patient ID Re-attending within 3 months - Adults	102	777	13.1%	13.7%	15.3%	15.5%
% of FP17s for the same patient ID Re-attending between 3 & 9 months - Children	283	463	61.1%	61.7%	61.1%	58.8%
% of FP17s for the same patient ID Re-attending between 3 & 9 months - Adults	438	777	56.4%	53.1%	52.3%	51.1%
% of FP17s for Band 1 Urgent Courses	94	1,111	8.5%	8.6%	9.5%	9.0%
% of FP17s Relating to Free Repair or Replacements	1	1,111	0.1%	0.8%	0.7%	0.8%
% of FP17s Relating to Continuations	14	1,111	1.3%	1.0%	0.8%	0.9%
% of Patients satisfied with the dentistry they have received	2	2	N/A	93.0%	93.6%	93.3%
% of Patients satisfied with the time they had to wait for an appointment	2	2	N/A	90.5%	88.8%	88.9%

\* This is based on patients treated on this contract for their most recent course of treatment. Figures in italics indicate the base number of FP17s or Patient Questionnaire responses are less than 100. N/A is shown where the base number of responses is less than 10 during the period. % is calculated as Quantity/Base number\*100

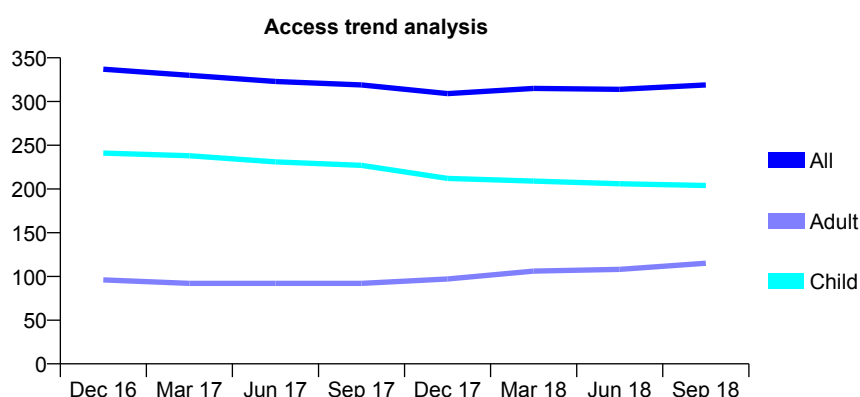
# Q65 - Vital Signs At a Glance Contract Report for 101281/0085 - September 2018

Name or company name	OASIS DENTAL CARE LTD
Contract type name	GDS Contract
Purpose of contract	General
Contract start date	01/04/2006
Contract end date	

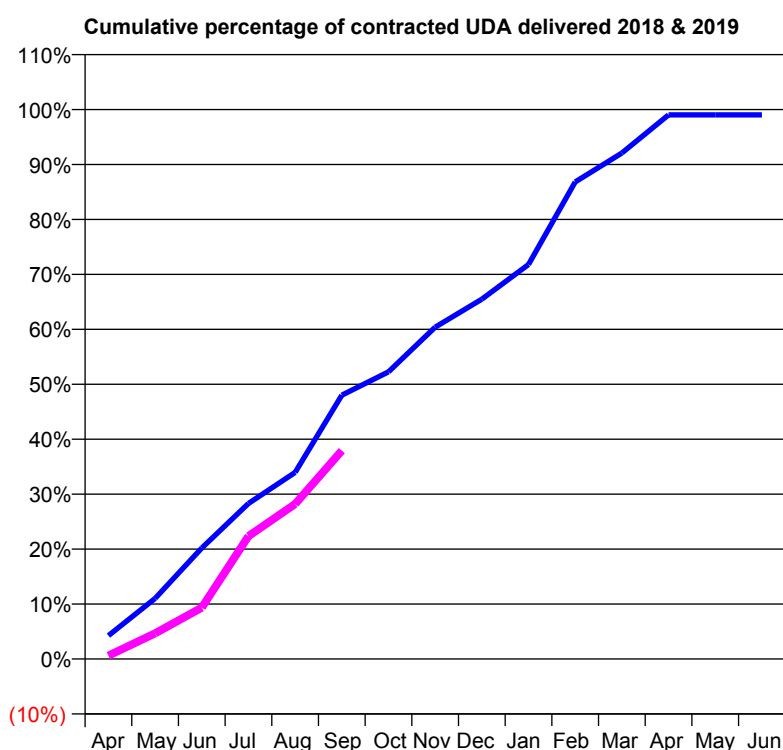
18/19 Contracted general activity (UDA)	517
Carry forward general activity (UDA)	5
18/19 Contracted orthodontic activity (UOA)	0
Carry forward orthodontic activity (UOA)	0
Baseline contract value	£11,014.26

## ACCESS\*

Patients seen in 24 months	Total	Change since previous quarter
Quarter ending September 2017	319	
Quarter ending December 2017	309	↓
Quarter ending March 2018	315	→
Quarter ending June 2018	314	→
Quarter ending September 2018	319	→
<b>Variance since September 2017</b>	<b>0.0%</b>	<b>→</b>



## ACTIVITY



Adjusted Scheduled Activity (UDA)		
Month	2018	2019
April	22	3
May	57	24
June	104	48
July	146	116
August	176	146
September	248	196
October	270	
November	312	
December	339	
January	371	
February	449	
March	476	
April	512	
May	512	
June	512	

## QUALITY

	Quantity	Base Number	Contract	AT	Region	England
% of FP17s for the same patient ID Re-attending within 3 months - Children	4	116	3.4%	9.5%	11.1%	11.6%
% of FP17s for the same patient ID Re-attending within 3 months - Adults	3	48	6.3%	13.7%	15.3%	15.5%
% of FP17s for the same patient ID Re-attending between 3 & 9 months - Children	51	116	44.0%	61.7%	61.1%	58.8%
% of FP17s for the same patient ID Re-attending between 3 & 9 months - Adults	23	48	47.9%	53.1%	52.3%	51.1%
% of FP17s for Band 1 Urgent Courses	5	143	3.5%	8.6%	9.5%	9.0%
% of FP17s Relating to Free Repair or Replacements	0	143	0.0%	0.8%	0.7%	0.8%
% of FP17s Relating to Continuations	0	143	0.0%	1.0%	0.8%	0.9%
% of Patients satisfied with the dentistry they have received	1	1	N/A	93.0%	93.6%	93.3%
% of Patients satisfied with the time they had to wait for an appointment	1	1	N/A	90.5%	88.8%	88.9%

\* This is based on patients treated on this contract for their most recent course of treatment. Figures in italics indicate the base number of FP17s or Patient Questionnaire responses are less than 100. N/A is shown where the base number of responses is less than 10 during the period. % is calculated as Quantity/Base number\*100

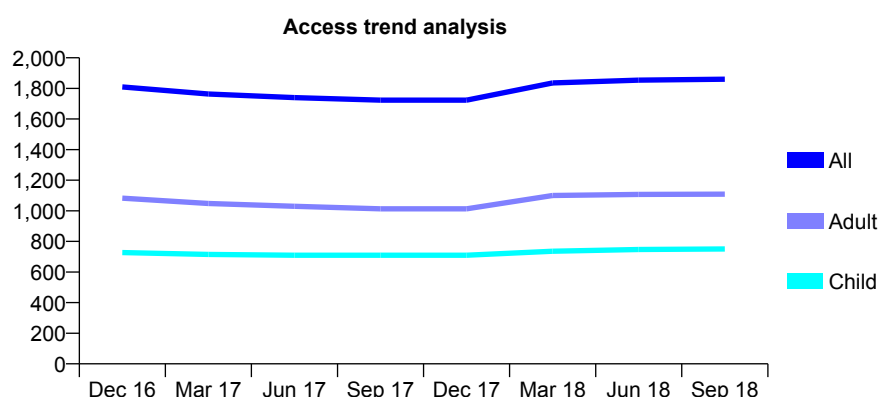
# Q65 - Vital Signs At a Glance Contract Report for 101281/0094 - September 2018

Name or company name	OASIS DENTAL CARE LTD
Contract type name	GDS Contract
Purpose of contract	General
Contract start date	01/04/2006
Contract end date	

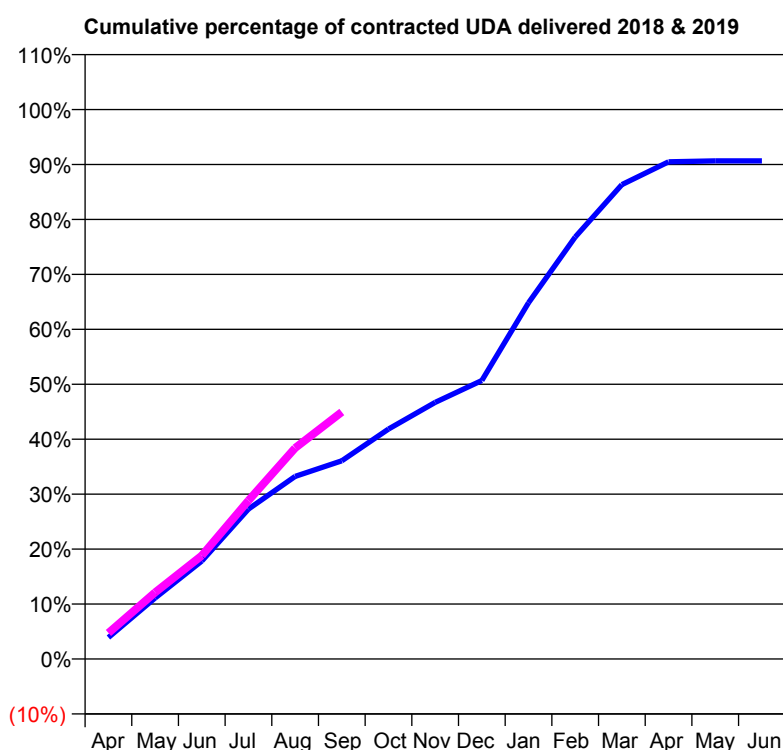
18/19 Contracted general activity (UDA)	5,393
Carry forward general activity (UDA)	0
18/19 Contracted orthodontic activity (UOA)	0
Carry forward orthodontic activity (UOA)	0
Baseline contract value	£121,925.59

## ACCESS\*

Patients seen in 24 months	Total	Change since previous quarter
Quarter ending September 2017	1,723	
Quarter ending December 2017	1,723	→
Quarter ending March 2018	1,836	↑
Quarter ending June 2018	1,854	→
Quarter ending September 2018	1,860	→
<b>Variance since September 2017</b>	<b>8.0%</b>	<b>↑</b>



## ACTIVITY



Adjusted Scheduled Activity (UDA)		
Month	2018	2019
April	211	256
May	599	653
June	961	1,015
July	1,472	1,556
August	1,792	2,072
September	1,945	2,425
October	2,257	
November	2,518	
December	2,734	
January	3,496	
February	4,141	
March	4,656	
April	4,880	
May	4,888	
June	4,888	

## QUALITY

	Quantity	Base Number	Contract	AT	Region	England
% of FP17s for the same patient ID Re-attending within 3 months - Children	61	572	10.7%	9.5%	11.1%	11.6%
% of FP17s for the same patient ID Re-attending within 3 months - Adults	163	832	19.6%	13.7%	15.3%	15.5%
% of FP17s for the same patient ID Re-attending between 3 & 9 months - Children	344	572	60.1%	61.7%	61.1%	58.8%
% of FP17s for the same patient ID Re-attending between 3 & 9 months - Adults	460	832	55.3%	53.1%	52.3%	51.1%
% of FP17s for Band 1 Urgent Courses	96	1,274	7.5%	8.6%	9.5%	9.0%
% of FP17s Relating to Free Repair or Replacements	6	1,274	0.5%	0.8%	0.7%	0.8%
% of FP17s Relating to Continuations	55	1,274	4.3%	1.0%	0.8%	0.9%
% of Patients satisfied with the dentistry they have received	0	0	N/A	93.0%	93.6%	93.3%
% of Patients satisfied with the time they had to wait for an appointment	0	0	N/A	90.5%	88.8%	88.9%

\* This is based on patients treated on this contract for their most recent course of treatment. Figures in italics indicate the base number of FP17s or Patient Questionnaire responses are less than 100. N/A is shown where the base number of responses is less than 10 during the period. % is calculated as Quantity/Base number\*100

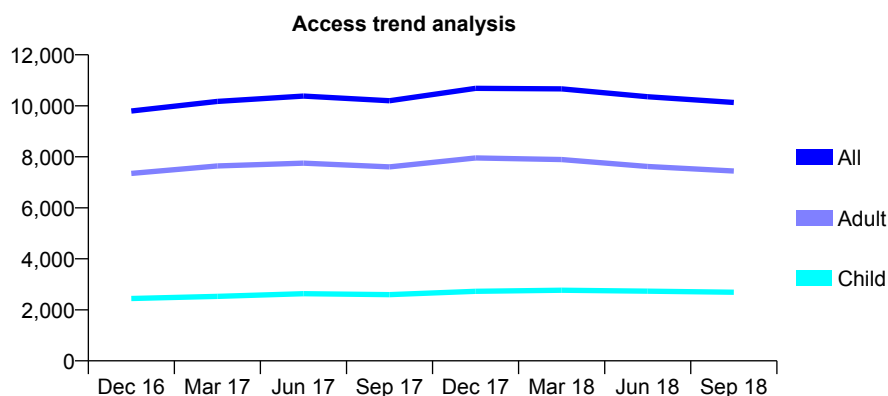
## Q65 - Vital Signs At a Glance Contract Report for 101281/0226 - September 2018

Name or company name	OASIS DENTAL CARE LTD
Contract type name	GDS Contract
Purpose of contract	General
Contract start date	24/11/2010
Contract end date	

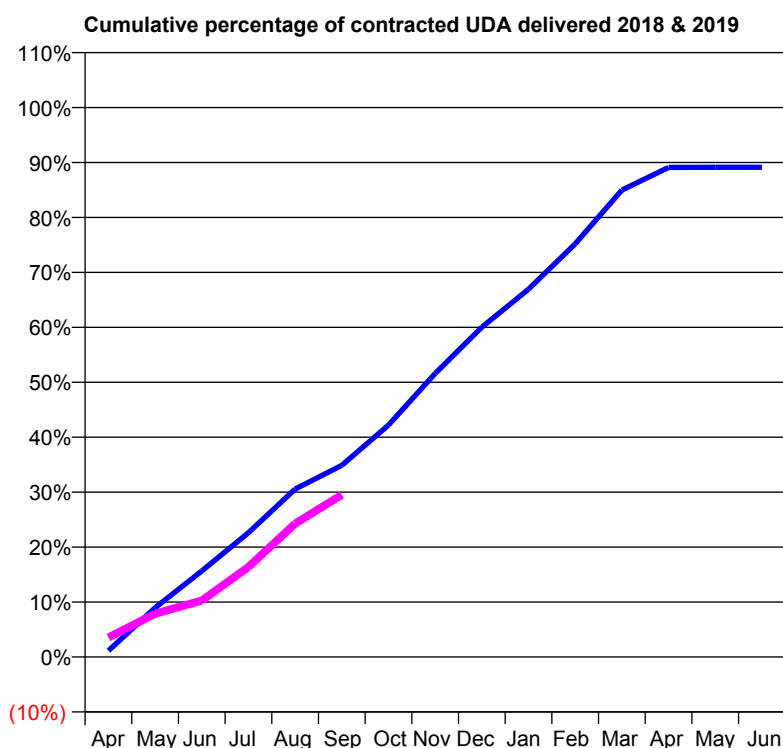
18/19 Contracted general activity (UDA)	31,290
Carry forward general activity (UDA)	0
18/19 Contracted orthodontic activity (UOA)	0
Carry forward orthodontic activity (UOA)	0
Baseline contract value	£840,951.16

### ACCESS\*

Patients seen in 24 months	Total	Change since previous quarter
Quarter ending September 2017	10,201	
Quarter ending December 2017	10,684	↑
Quarter ending March 2018	10,663	→
Quarter ending June 2018	10,354	↓
Quarter ending September 2018	10,133	↓
<b>Variance since September 2017</b>	<b>(0.7%)</b>	→



### ACTIVITY



Adjusted Scheduled Activity (UDA)		
Month	2018	2019
April	359	1,115
May	2,804	2,465
June	4,904	3,214
July	7,080	5,131
August	9,562	7,600
September	10,917	9,234
October	13,211	
November	16,144	
December	18,778	
January	20,943	
February	23,526	
March	26,588	
April	27,876	
May	27,882	
June	27,883	

### QUALITY

	Quantity	Base Number	Contract	AT	Region	England
% of FP17s for the same patient ID Re-attending within 3 months - Children	107	1,365	7.8%	9.5%	11.1%	11.6%
% of FP17s for the same patient ID Re-attending within 3 months - Adults	568	3,528	16.1%	13.7%	15.3%	15.5%
% of FP17s for the same patient ID Re-attending between 3 & 9 months - Children	711	1,365	52.1%	61.7%	61.1%	58.8%
% of FP17s for the same patient ID Re-attending between 3 & 9 months - Adults	1,717	3,528	48.7%	53.1%	52.3%	51.1%
% of FP17s for Band 1 Urgent Courses	492	4,384	11.2%	8.6%	9.5%	9.0%
% of FP17s Relating to Free Repair or Replacements	45	4,384	1.0%	0.8%	0.7%	0.8%
% of FP17s Relating to Continuations	69	4,384	1.6%	1.0%	0.8%	0.9%
% of Patients satisfied with the dentistry they have received	2	2	N/A	93.0%	93.6%	93.3%
% of Patients satisfied with the time they had to wait for an appointment	1	2	N/A	90.5%	88.8%	88.9%

\* This is based on patients treated on this contract for their most recent course of treatment. Figures in italics indicate the base number of FP17s or Patient Questionnaire responses are less than 100. N/A is shown where the base number of responses is less than 10 during the period. % is calculated as Quantity/Base number\*100

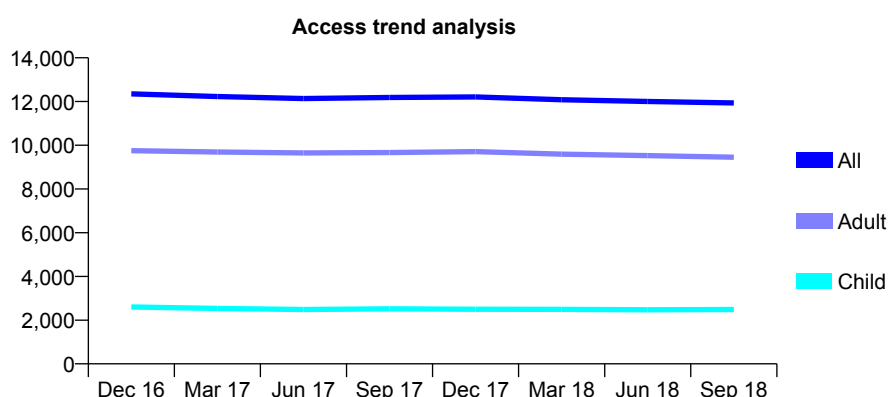
# Q65 - Vital Signs At a Glance Contract Report for 101281/0253 - September 2018

Name or company name	OASIS DENTAL CARE LTD
Contract type name	GDS Contract
Purpose of contract	General
Contract start date	05/04/2013
Contract end date	

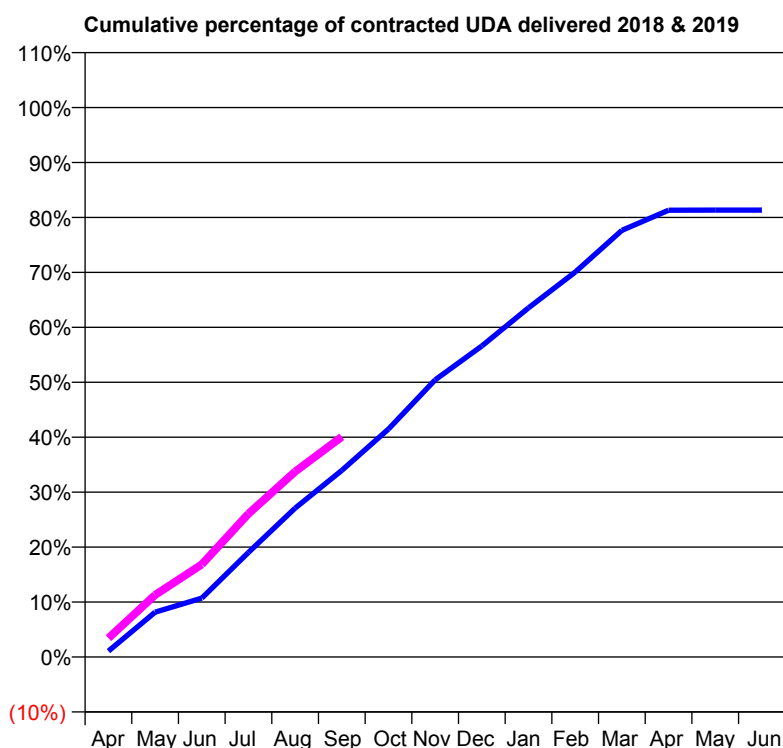
18/19 Contracted general activity (UDA)	41,045
Carry forward general activity (UDA)	0
18/19 Contracted orthodontic activity (UOA)	0
Carry forward orthodontic activity (UOA)	0
Baseline contract value	£1,211,252.71

## ACCESS\*

Patients seen in 24 months	Total	Change since previous quarter
Quarter ending September 2017	12,184	
Quarter ending December 2017	12,208	→
Quarter ending March 2018	12,083	↓
Quarter ending June 2018	12,001	→
Quarter ending September 2018	11,933	→
<b>Variance since September 2017</b>	<b>(2.1%)</b>	<b>↓</b>



## ACTIVITY



Adjusted Scheduled Activity (UDA)		
Month	2018	2019
April	440	1,411
May	3,354	4,634
June	4,395	6,919
July	7,816	10,705
August	11,117	13,845
September	13,941	16,448
October	17,027	
November	20,701	
December	23,234	
January	26,077	
February	28,750	
March	31,865	
April	33,370	
May	33,387	
June	33,386	

## QUALITY

	Quantity	Base Number	Contract	AT	Region	England
% of FP17s for the same patient ID Re-attending within 3 months - Children	143	2,052	7.0%	9.5%	11.1%	11.6%
% of FP17s for the same patient ID Re-attending within 3 months - Adults	1,198	7,120	16.8%	13.7%	15.3%	15.5%
% of FP17s for the same patient ID Re-attending between 3 & 9 months - Children	1,341	2,052	65.4%	61.7%	61.1%	58.8%
% of FP17s for the same patient ID Re-attending between 3 & 9 months - Adults	4,061	7,120	57.0%	53.1%	52.3%	51.1%
% of FP17s for Band 1 Urgent Courses	824	8,460	9.7%	8.6%	9.5%	9.0%
% of FP17s Relating to Free Repair or Replacements	130	8,460	1.5%	0.8%	0.7%	0.8%
% of FP17s Relating to Continuations	116	8,460	1.4%	1.0%	0.8%	0.9%
% of Patients satisfied with the dentistry they have received	12	13	92.3%	93.0%	93.6%	93.3%
% of Patients satisfied with the time they had to wait for an appointment	13	13	100.0%	90.5%	88.8%	88.9%

\* This is based on patients treated on this contract for their most recent course of treatment. Figures in italics indicate the base number of FP17s or Patient Questionnaire responses are less than 100. N/A is shown where the base number of responses is less than 10 during the period. % is calculated as Quantity/Base number\*100



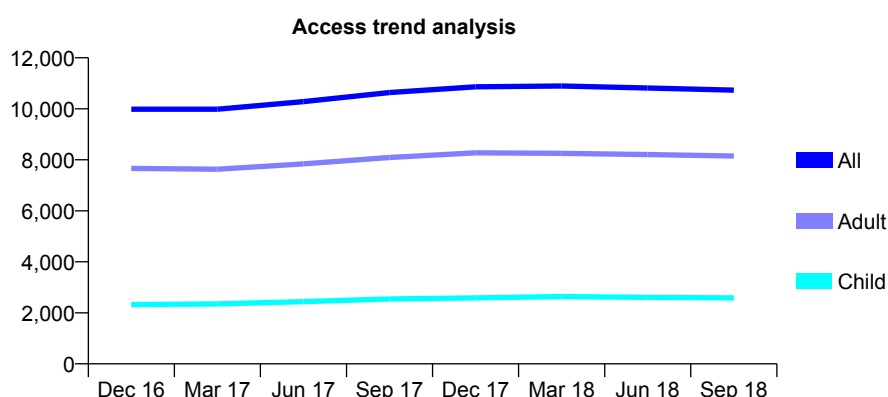
# Q65 - Vital Signs At a Glance Contract Report for 101338/0029 - September 2018

Name or company name	Whitecross Dental Care Limited
Contract type name	GDS Contract
Purpose of contract	General
Contract start date	01/04/2006
Contract end date	

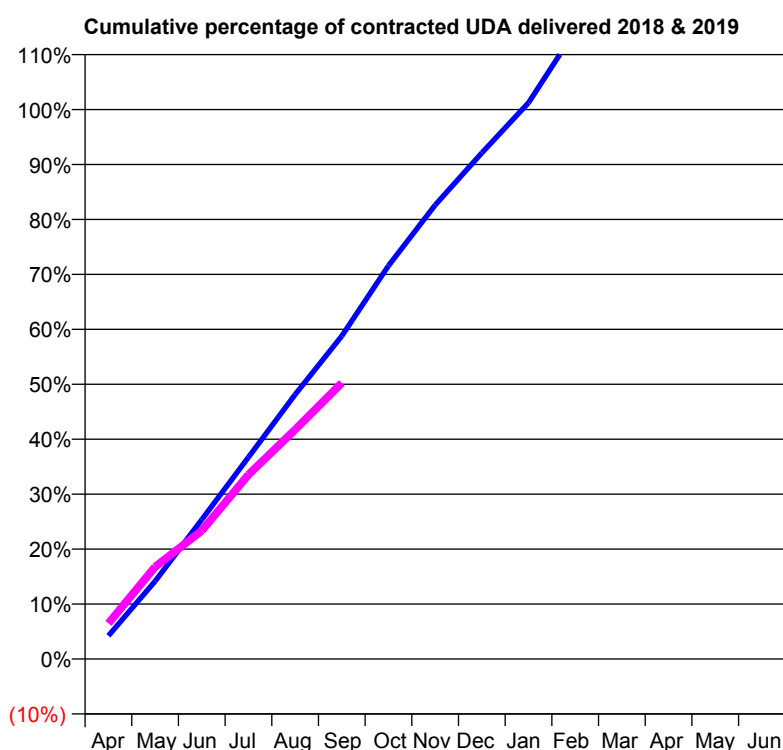
18/19 Contracted general activity (UDA)	22,095
Carry forward general activity (UDA)	0
18/19 Contracted orthodontic activity (UOA)	0
Carry forward orthodontic activity (UOA)	0
Baseline contract value	£465,086.17

## ACCESS\*

Patients seen in 24 months	Total	Change since previous quarter
Quarter ending September 2017	10,636	
Quarter ending December 2017	10,865	↑
Quarter ending March 2018	10,894	→
Quarter ending June 2018	10,817	→
Quarter ending September 2018	10,732	→
<b>Variance since September 2017</b>	<b>0.9%</b>	<b>→</b>



## ACTIVITY



Adjusted Scheduled Activity (UDA)		
Month	2018	2019
April	936	1,435
May	3,128	3,706
June	5,604	5,162
July	8,117	7,412
August	10,637	9,227
September	12,989	11,103
October	15,816	
November	18,254	
December	20,353	
January	22,369	
February	25,247	
March	27,186	
April	27,861	
May	27,907	
June	27,919	

## QUALITY

	Quantity	Base Number	Contract	AT	Region	England
% of FP17s for the same patient ID Re-attending within 3 months - Children	45	1,798	2.5%	9.5%	11.1%	11.6%
% of FP17s for the same patient ID Re-attending within 3 months - Adults	213	4,982	4.3%	13.7%	15.3%	15.5%
% of FP17s for the same patient ID Re-attending between 3 & 9 months - Children	1,065	1,798	59.2%	61.7%	61.1%	58.8%
% of FP17s for the same patient ID Re-attending between 3 & 9 months - Adults	2,531	4,982	50.8%	53.1%	52.3%	51.1%
% of FP17s for Band 1 Urgent Courses	133	6,394	2.1%	8.6%	9.5%	9.0%
% of FP17s Relating to Free Repair or Replacements	16	6,394	0.3%	0.8%	0.7%	0.8%
% of FP17s Relating to Continuations	26	6,394	0.4%	1.0%	0.8%	0.9%
% of Patients satisfied with the dentistry they have received	5	5	N/A	93.0%	93.6%	93.3%
% of Patients satisfied with the time they had to wait for an appointment	5	5	N/A	90.5%	88.8%	88.9%

\* This is based on patients treated on this contract for their most recent course of treatment. Figures in italics indicate the base number of FP17s or Patient Questionnaire responses are less than 100. N/A is shown where the base number of responses is less than 10 during the period. % is calculated as Quantity/Base number\*100



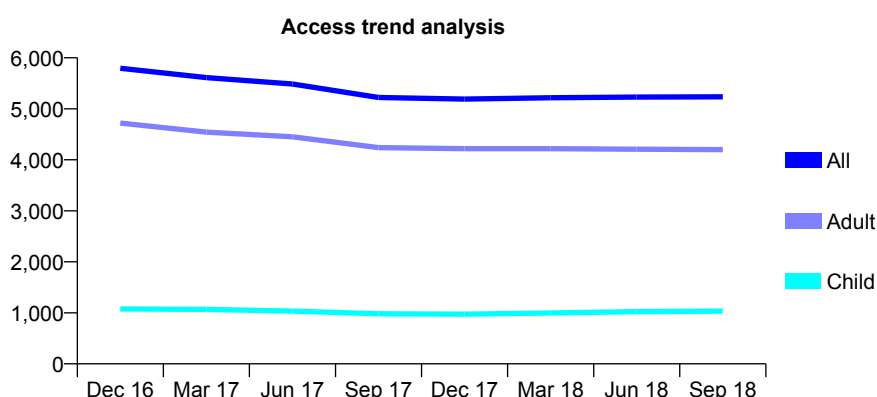
# Q65 - Vital Signs At a Glance Contract Report for 101338/0060 - September 2018

Name or company name	Whitecross Dental Care Limited
Contract type name	GDS Contract
Purpose of contract	General
Contract start date	01/01/2008
Contract end date	

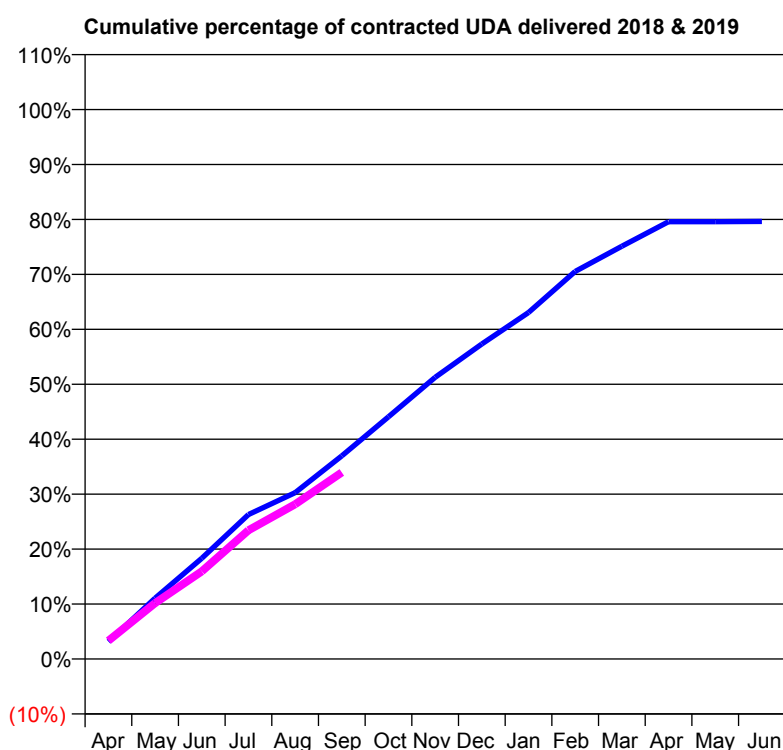
18/19 Contracted general activity (UDA)	21,000
Carry forward general activity (UDA)	0
18/19 Contracted orthodontic activity (UOA)	0
Carry forward orthodontic activity (UOA)	0
Baseline contract value	£551,378.00

## ACCESS\*

Patients seen in 24 months	Total	Change since previous quarter
Quarter ending September 2017	5,222	
Quarter ending December 2017	5,192	→
Quarter ending March 2018	5,217	→
Quarter ending June 2018	5,230	→
Quarter ending September 2018	5,235	→
<b>Variance since September 2017</b>	<b>0.2%</b>	<b>→</b>



## ACTIVITY



Adjusted Scheduled Activity (UDA)		
Month	2018	2019
April	568	698
May	1,993	2,139
June	3,302	3,351
July	4,733	4,922
August	5,447	5,916
September	6,655	7,129
October	7,935	
November	9,227	
December	10,318	
January	11,351	
February	12,695	
March	13,521	
April	14,326	
May	14,326	
June	14,335	

## QUALITY

	Quantity	Base Number	Contract	AT	Region	England
% of FP17s for the same patient ID Re-attending within 3 months - Children	37	703	5.3%	9.5%	11.1%	11.6%
% of FP17s for the same patient ID Re-attending within 3 months - Adults	219	2,558	8.6%	13.7%	15.3%	15.5%
% of FP17s for the same patient ID Re-attending between 3 & 9 months - Children	389	703	55.3%	61.7%	61.1%	58.8%
% of FP17s for the same patient ID Re-attending between 3 & 9 months - Adults	1,208	2,558	47.2%	53.1%	52.3%	51.1%
% of FP17s for Band 1 Urgent Courses	124	2,924	4.2%	8.6%	9.5%	9.0%
% of FP17s Relating to Free Repair or Replacements	13	2,924	0.4%	0.8%	0.7%	0.8%
% of FP17s Relating to Continuations	35	2,924	1.2%	1.0%	0.8%	0.9%
% of Patients satisfied with the dentistry they have received	3	3	N/A	93.0%	93.6%	93.3%
% of Patients satisfied with the time they had to wait for an appointment	3	3	N/A	90.5%	88.8%	88.9%

\* This is based on patients treated on this contract for their most recent course of treatment. Figures in italics indicate the base number of FP17s or Patient Questionnaire responses are less than 100. N/A is shown where the base number of responses is less than 10 during the period. % is calculated as Quantity/Base number\*100

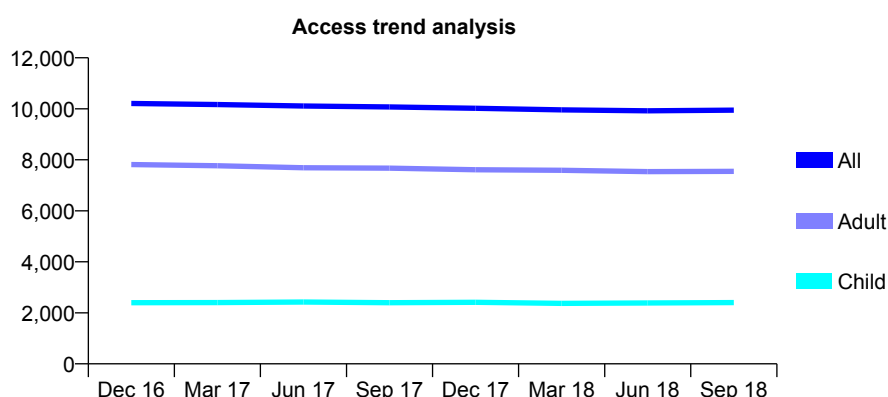
# Q65 - Vital Signs At a Glance Contract Report for 101338/0066 - September 2018

Name or company name	Whitecross Dental Care Limited
Contract type name	GDS Contract
Purpose of contract	General
Contract start date	01/06/2008
Contract end date	

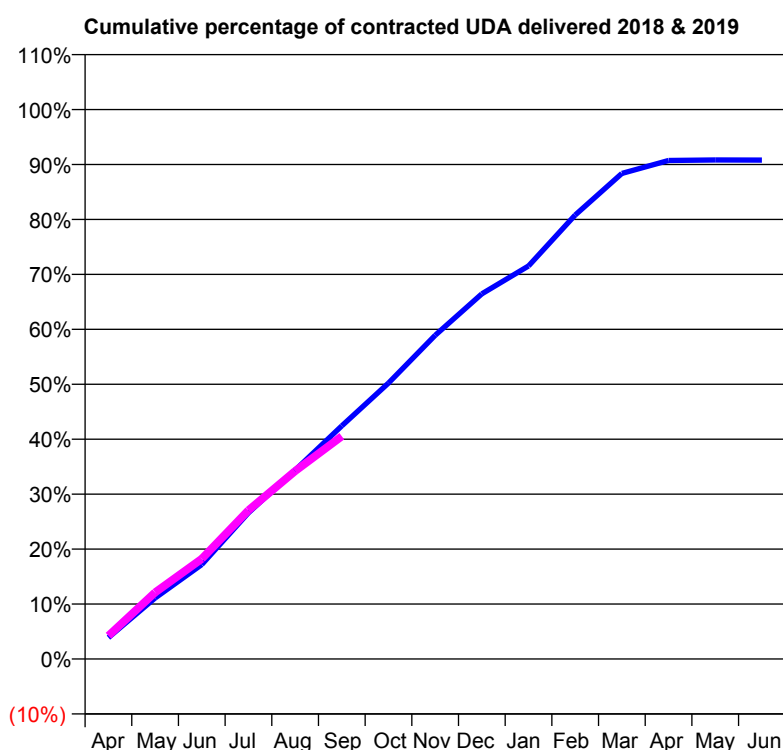
18/19 Contracted general activity (UDA)	31,000
Carry forward general activity (UDA)	0
18/19 Contracted orthodontic activity (UOA)	0
Carry forward orthodontic activity (UOA)	0
Baseline contract value	£753,749.84

## ACCESS\*

Patients seen in 24 months	Total	Change since previous quarter
Quarter ending September 2017	10,071	
Quarter ending December 2017	10,021	→
Quarter ending March 2018	9,959	→
Quarter ending June 2018	9,924	→
Quarter ending September 2018	9,949	→
Variance since September 2017	(1.2%)	↓



## ACTIVITY



Adjusted Scheduled Activity (UDA)		
Month	2018	2019
April	1,113	1,312
May	3,167	3,761
June	4,899	5,653
July	7,585	8,389
August	9,794	10,601
September	12,096	12,568
October	14,314	
November	16,791	
December	18,943	
January	20,384	
February	23,025	
March	25,187	
April	25,858	
May	25,887	
June	25,879	

## QUALITY

	Quantity	Base Number	Contract	AT	Region	England
% of FP17s for the same patient ID Re-attending within 3 months - Children	76	1,543	4.9%	9.5%	11.1%	11.6%
% of FP17s for the same patient ID Re-attending within 3 months - Adults	505	4,542	11.1%	13.7%	15.3%	15.5%
% of FP17s for the same patient ID Re-attending between 3 & 9 months - Children	836	1,543	54.2%	61.7%	61.1%	58.8%
% of FP17s for the same patient ID Re-attending between 3 & 9 months - Adults	2,083	4,542	45.9%	53.1%	52.3%	51.1%
% of FP17s for Band 1 Urgent Courses	582	5,723	10.2%	8.6%	9.5%	9.0%
% of FP17s Relating to Free Repair or Replacements	16	5,723	0.3%	0.8%	0.7%	0.8%
% of FP17s Relating to Continuations	28	5,723	0.5%	1.0%	0.8%	0.9%
% of Patients satisfied with the dentistry they have received	5	5	N/A	93.0%	93.6%	93.3%
% of Patients satisfied with the time they had to wait for an appointment	5	5	N/A	90.5%	88.8%	88.9%

\* This is based on patients treated on this contract for their most recent course of treatment. Figures in italics indicate the base number of FP17s or Patient Questionnaire responses are less than 100. N/A is shown where the base number of responses is less than 10 during the period. % is calculated as Quantity/Base number\*100

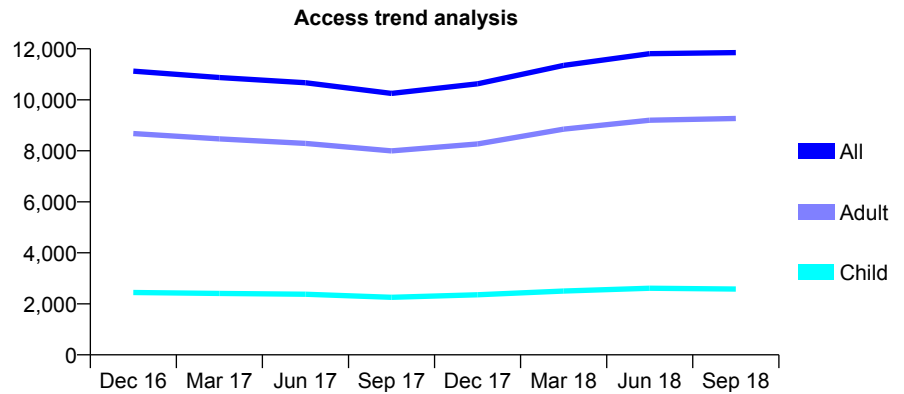
## Q65 - Vital Signs At a Glance Contract Report for 101338/0097 - September 2018

Name or company name	Whitecross Dental Care Limited
Contract type name	GDS Contract
Purpose of contract	General
Contract start date	01/09/2009
Contract end date	

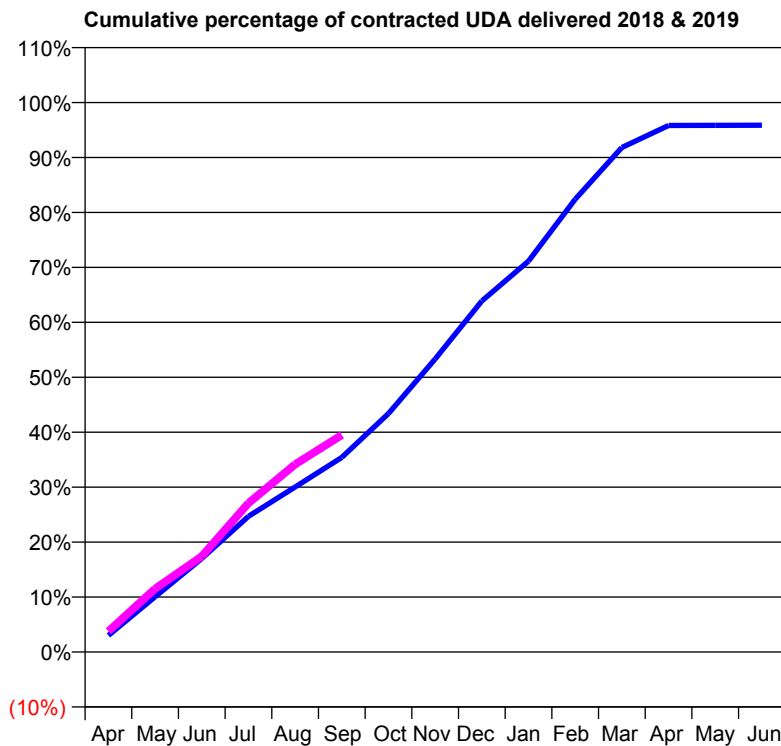
18/19 Contracted general activity (UDA)	37,500
Carry forward general activity (UDA)	0
18/19 Contracted orthodontic activity (UOA)	0
Carry forward orthodontic activity (UOA)	0
Baseline contract value	£990,704.29

### ACCESS\*

Patients seen in 24 months	Total	Change since previous quarter
Quarter ending September 2017	10,252	
Quarter ending December 2017	10,628	↑
Quarter ending March 2018	11,351	↑
Quarter ending June 2018	11,811	↑
Quarter ending September 2018	11,850	→
<b>Variance since September 2017</b>	<b>15.6%</b>	<b>↑</b>



### ACTIVITY



Adjusted Scheduled Activity (UDA)		
Month	2018	2019
April	967	1,415
May	3,221	4,317
June	5,448	6,529
July	7,898	10,159
August	9,610	12,807
September	11,332	14,806
October	13,891	
November	17,064	
December	20,442	
January	22,764	
February	26,370	
March	29,384	
April	30,664	
May	30,672	
June	30,678	

### QUALITY

	Quantity	Base Number	Contract	AT	Region	England
% of FP17s for the same patient ID Re-attending within 3 months - Children	101	1,754	5.8%	9.5%	11.1%	11.6%
% of FP17s for the same patient ID Re-attending within 3 months - Adults	725	5,725	12.7%	13.7%	15.3%	15.5%
% of FP17s for the same patient ID Re-attending between 3 & 9 months - Children	949	1,754	54.1%	61.7%	61.1%	58.8%
% of FP17s for the same patient ID Re-attending between 3 & 9 months - Adults	2,456	5,725	42.9%	53.1%	52.3%	51.1%
% of FP17s for Band 1 Urgent Courses	921	7,045	13.1%	8.6%	9.5%	9.0%
% of FP17s Relating to Free Repair or Replacements	57	7,045	0.8%	0.8%	0.7%	0.8%
% of FP17s Relating to Continuations	74	7,045	1.1%	1.0%	0.8%	0.9%
% of Patients satisfied with the dentistry they have received	15	15	100.0%	93.0%	93.6%	93.3%
% of Patients satisfied with the time they had to wait for an appointment	14	15	93.3%	90.5%	88.8%	88.9%

\* This is based on patients treated on this contract for their most recent course of treatment. Figures in italics indicate the base number of FP17s or Patient Questionnaire responses are less than 100. N/A is shown where the base number of responses is less than 10 during the period. % is calculated as Quantity/Base number\*100

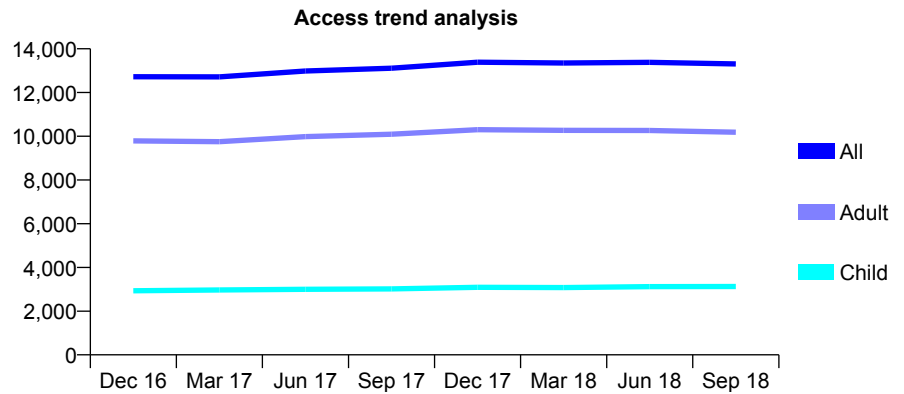
## Q65 - Vital Signs At a Glance Contract Report for 101362/0045 - September 2018

Name or company name	Rodericks Dental Limited
Contract type name	GDS Contract
Purpose of contract	General and Orthodontic
Contract start date	01/02/2012
Contract end date	

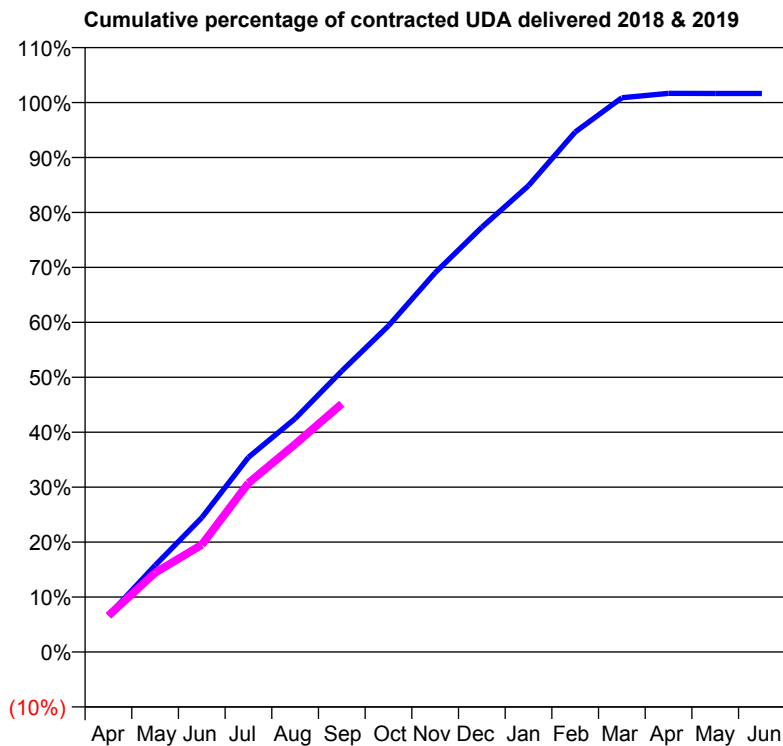
18/19 Contracted general activity (UDA)	33,727
Carry forward general activity (UDA)	-555
18/19 Contracted orthodontic activity (UOA)	954
Carry forward orthodontic activity (UOA)	0
Baseline contract value	£767,406.54

### ACCESS\*

Patients seen in 24 months	Total	Change since previous quarter
Quarter ending September 2017	13,111	
Quarter ending December 2017	13,385	↑
Quarter ending March 2018	13,352	→
Quarter ending June 2018	13,383	→
Quarter ending September 2018	13,309	→
<b>Variance since September 2017</b>	<b>1.5%</b>	<b>→</b>



### ACTIVITY



Adjusted Scheduled Activity (UDA)		
Month	2018	2019
April	2,248	2,228
May	5,317	4,866
June	8,244	6,588
July	11,953	10,370
August	14,329	12,758
September	17,249	15,239
October	20,023	
November	23,281	
December	26,074	
January	28,625	
February	31,913	
March	34,022	
April	34,293	
May	34,282	
June	34,282	

### QUALITY

	Quantity	Base Number	Contract	AT	Region	England
% of FP17s for the same patient ID Re-attending within 3 months - Children	112	2,144	5.2%	9.5%	11.1%	11.6%
% of FP17s for the same patient ID Re-attending within 3 months - Adults	547	5,693	9.6%	13.7%	15.3%	15.5%
% of FP17s for the same patient ID Re-attending between 3 & 9 months - Children	1,241	2,144	57.9%	61.7%	61.1%	58.8%
% of FP17s for the same patient ID Re-attending between 3 & 9 months - Adults	2,775	5,693	48.7%	53.1%	52.3%	51.1%
% of FP17s for Band 1 Urgent Courses	651	7,633	8.5%	8.6%	9.5%	9.0%
% of FP17s Relating to Free Repair or Replacements	87	7,633	1.1%	0.8%	0.7%	0.8%
% of FP17s Relating to Continuations	39	7,633	0.5%	1.0%	0.8%	0.9%
% of Patients satisfied with the dentistry they have received	10	11	90.9%	93.0%	93.6%	93.3%
% of Patients satisfied with the time they had to wait for an appointment	9	11	81.8%	90.5%	88.8%	88.9%

\* This is based on patients treated on this contract for their most recent course of treatment. Figures in italics indicate the base number of FP17s or Patient Questionnaire responses are less than 100. N/A is shown where the base number of responses is less than 10 during the period. % is calculated as Quantity/Base number\*100

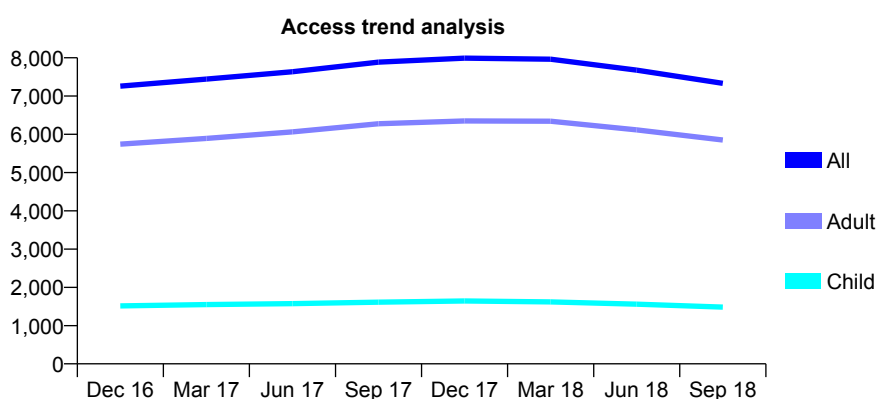
## Q65 - Vital Signs At a Glance Contract Report for 101362/0046 - September 2018

Name or company name	Rodericks Dental Limited
Contract type name	GDS Contract
Purpose of contract	General
Contract start date	01/02/2012
Contract end date	

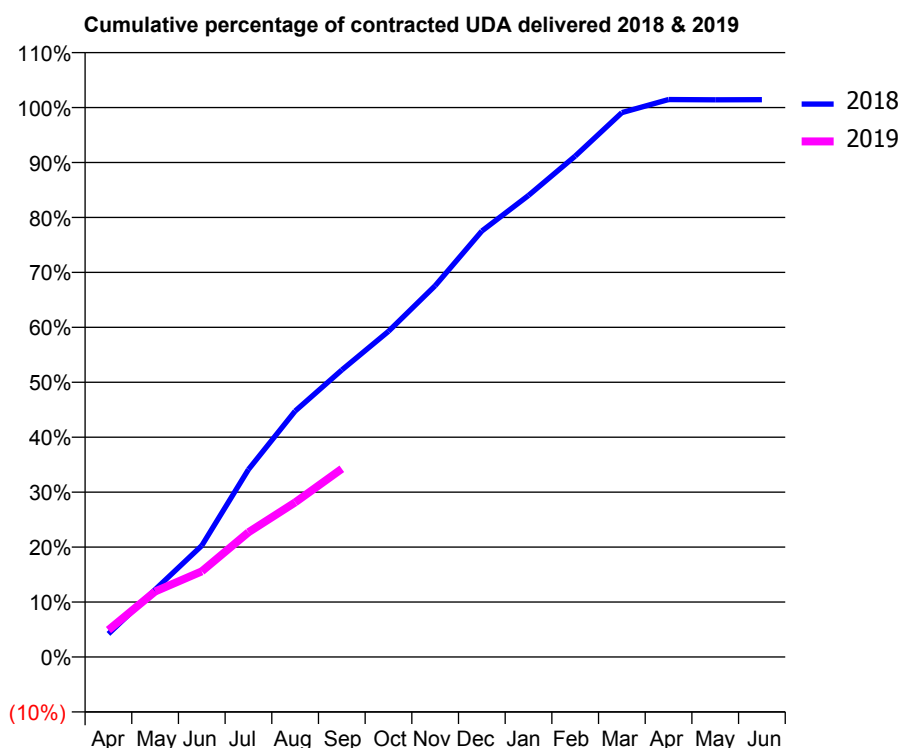
18/19 Contracted general activity (UDA)	20,083
Carry forward general activity (UDA)	-286
18/19 Contracted orthodontic activity (UOA)	0
Carry forward orthodontic activity (UOA)	0
Baseline contract value	£504,516.67

### ACCESS\*

Patients seen in 24 months	Total	Change since previous quarter
Quarter ending September 2017	7,888	
Quarter ending December 2017	7,993	→
Quarter ending March 2018	7,963	→
Quarter ending June 2018	7,676	↓
Quarter ending September 2018	7,334	↓
<b>Variance since September 2017</b>	<b>(7.0%)</b>	<b>↓</b>



### ACTIVITY



Adjusted Scheduled Activity (UDA)		
Month	2018	2019
April	846	985
May	2,462	2,396
June	4,074	3,134
July	6,853	4,559
August	8,988	5,651
September	10,488	6,879
October	11,904	
November	13,572	
December	15,569	
January	16,869	
February	18,308	
March	19,896	
April	20,374	
May	20,365	
June	20,369	

### QUALITY

	Quantity	Base Number	Contract	AT	Region	England
% of FP17s for the same patient ID Re-attending within 3 months - Children	64	840	7.6%	9.5%	11.1%	11.6%
% of FP17s for the same patient ID Re-attending within 3 months - Adults	397	2,809	14.1%	13.7%	15.3%	15.5%
% of FP17s for the same patient ID Re-attending between 3 & 9 months - Children	438	840	52.1%	61.7%	61.1%	58.8%
% of FP17s for the same patient ID Re-attending between 3 & 9 months - Adults	1,268	2,809	45.1%	53.1%	52.3%	51.1%
% of FP17s for Band 1 Urgent Courses	549	3,442	16.0%	8.6%	9.5%	9.0%
% of FP17s Relating to Free Repair or Replacements	35	3,442	1.0%	0.8%	0.7%	0.8%
% of FP17s Relating to Continuations	7	3,442	0.2%	1.0%	0.8%	0.9%
% of Patients satisfied with the dentistry they have received	4	5	N/A	93.0%	93.6%	93.3%
% of Patients satisfied with the time they had to wait for an appointment	4	5	N/A	90.5%	88.8%	88.9%

\* This is based on patients treated on this contract for their most recent course of treatment. Figures in italics indicate the base number of FP17s or Patient Questionnaire responses are less than 100. N/A is shown where the base number of responses is less than 10 during the period. % is calculated as Quantity/Base number\*100

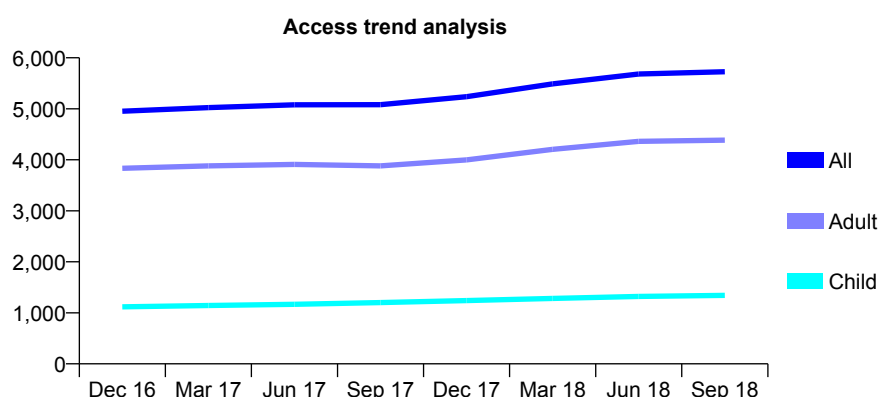
# Q65 - Vital Signs At a Glance Contract Report for 101362/0047 - September 2018

Name or company name	Rodericks Dental Limited
Contract type name	GDS Contract
Purpose of contract	General
Contract start date	01/02/2012
Contract end date	

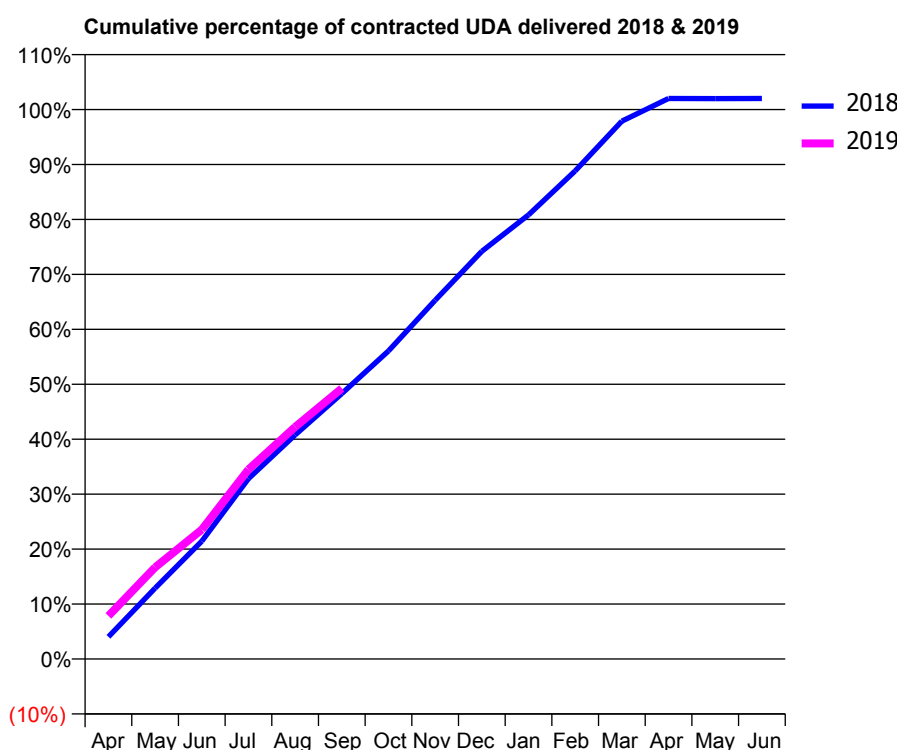
18/19 Contracted general activity (UDA)	13,456
Carry forward general activity (UDA)	-269
18/19 Contracted orthodontic activity (UOA)	0
Carry forward orthodontic activity (UOA)	0
Baseline contract value	£405,688.88

## ACCESS\*

Patients seen in 24 months	Total	Change since previous quarter
Quarter ending September 2017	5,082	
Quarter ending December 2017	5,238	↑
Quarter ending March 2018	5,488	↑
Quarter ending June 2018	5,683	↑
Quarter ending September 2018	5,728	→
<b>Variance since September 2017</b>	<b>12.7%</b>	<b>↑</b>



## ACTIVITY



Adjusted Scheduled Activity (UDA)		
Month	2018	2019
April	543	1,058
May	1,735	2,246
June	2,886	3,170
July	4,417	4,641
August	5,487	5,682
September	6,501	6,628
October	7,545	
November	8,784	
December	9,985	
January	10,876	
February	11,954	
March	13,170	
April	13,727	
May	13,724	
June	13,727	

## QUALITY

	Quantity	Base Number	Contract	AT	Region	England
% of FP17s for the same patient ID Re-attending within 3 months - Children	94	1,154	8.1%	9.5%	11.1%	11.6%
% of FP17s for the same patient ID Re-attending within 3 months - Adults	431	2,961	14.6%	13.7%	15.3%	15.5%
% of FP17s for the same patient ID Re-attending between 3 & 9 months - Children	765	1,154	66.3%	61.7%	61.1%	58.8%
% of FP17s for the same patient ID Re-attending between 3 & 9 months - Adults	1,332	2,961	45.0%	53.1%	52.3%	51.1%
% of FP17s for Band 1 Urgent Courses	237	3,141	7.5%	8.6%	9.5%	9.0%
% of FP17s Relating to Free Repair or Replacements	50	3,141	1.6%	0.8%	0.7%	0.8%
% of FP17s Relating to Continuations	73	3,141	2.3%	1.0%	0.8%	0.9%
% of Patients satisfied with the dentistry they have received	3	4	N/A	93.0%	93.6%	93.3%
% of Patients satisfied with the time they had to wait for an appointment	3	4	N/A	90.5%	88.8%	88.9%

\* This is based on patients treated on this contract for their most recent course of treatment. Figures in italics indicate the base number of FP17s or Patient Questionnaire responses are less than 100. N/A is shown where the base number of responses is less than 10 during the period. % is calculated as Quantity/Base number\*100

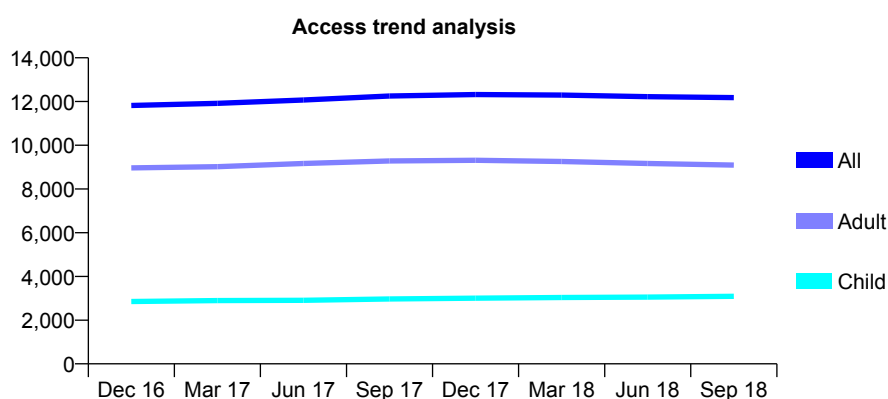
## Q65 - Vital Signs At a Glance Contract Report for 101362/0048 - September 2018

Name or company name	Rodericks Dental Limited
Contract type name	GDS Contract
Purpose of contract	General
Contract start date	01/02/2012
Contract end date	

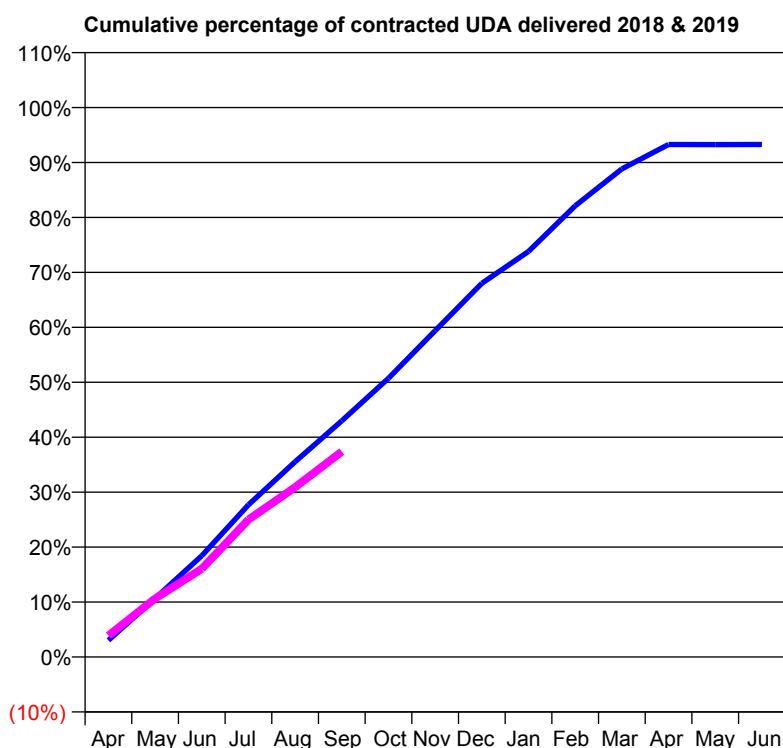
18/19 Contracted general activity (UDA)	36,000
Carry forward general activity (UDA)	0
18/19 Contracted orthodontic activity (UOA)	0
Carry forward orthodontic activity (UOA)	0
Baseline contract value	£821,939.41

### ACCESS\*

Patients seen in 24 months	Total	Change since previous quarter
Quarter ending September 2017	12,250	
Quarter ending December 2017	12,318	→
Quarter ending March 2018	12,294	→
Quarter ending June 2018	12,223	→
Quarter ending September 2018	12,180	→
<b>Variance since September 2017</b>	<b>(0.6%)</b>	→



### ACTIVITY



Adjusted Scheduled Activity (UDA)		
Month	2018	2019
April	1,095	1,405
May	3,843	3,830
June	6,631	5,779
July	9,975	9,006
August	12,790	11,125
September	15,477	13,455
October	18,259	
November	21,378	
December	24,480	
January	26,571	
February	29,557	
March	31,977	
April	33,577	
May	33,571	
June	33,574	

### QUALITY

	Quantity	Base Number	Contract	AT	Region	England
% of FP17s for the same patient ID Re-attending within 3 months - Children	141	2,076	6.8%	9.5%	11.1%	11.6%
% of FP17s for the same patient ID Re-attending within 3 months - Adults	560	4,853	11.5%	13.7%	15.3%	15.5%
% of FP17s for the same patient ID Re-attending between 3 & 9 months - Children	1,181	2,076	56.9%	61.7%	61.1%	58.8%
% of FP17s for the same patient ID Re-attending between 3 & 9 months - Adults	2,135	4,853	44.0%	53.1%	52.3%	51.1%
% of FP17s for Band 1 Urgent Courses	519	6,233	8.3%	8.6%	9.5%	9.0%
% of FP17s Relating to Free Repair or Replacements	33	6,233	0.5%	0.8%	0.7%	0.8%
% of FP17s Relating to Continuations	46	6,233	0.7%	1.0%	0.8%	0.9%
% of Patients satisfied with the dentistry they have received	4	4	N/A	93.0%	93.6%	93.3%
% of Patients satisfied with the time they had to wait for an appointment	4	4	N/A	90.5%	88.8%	88.9%

\* This is based on patients treated on this contract for their most recent course of treatment. Figures in italics indicate the base number of FP17s or Patient Questionnaire responses are less than 100. N/A is shown where the base number of responses is less than 10 during the period. % is calculated as Quantity/Base number\*100



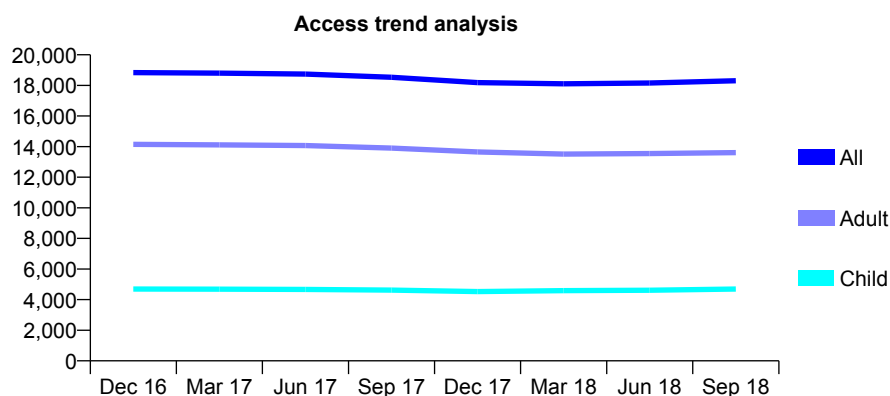
## Q65 - Vital Signs At a Glance Contract Report for 101370/0030 - September 2018

Name or company name	Petrie Tucker & Partners Ltd
Contract type name	GDS Contract
Purpose of contract	General
Contract start date	01/04/2006
Contract end date	

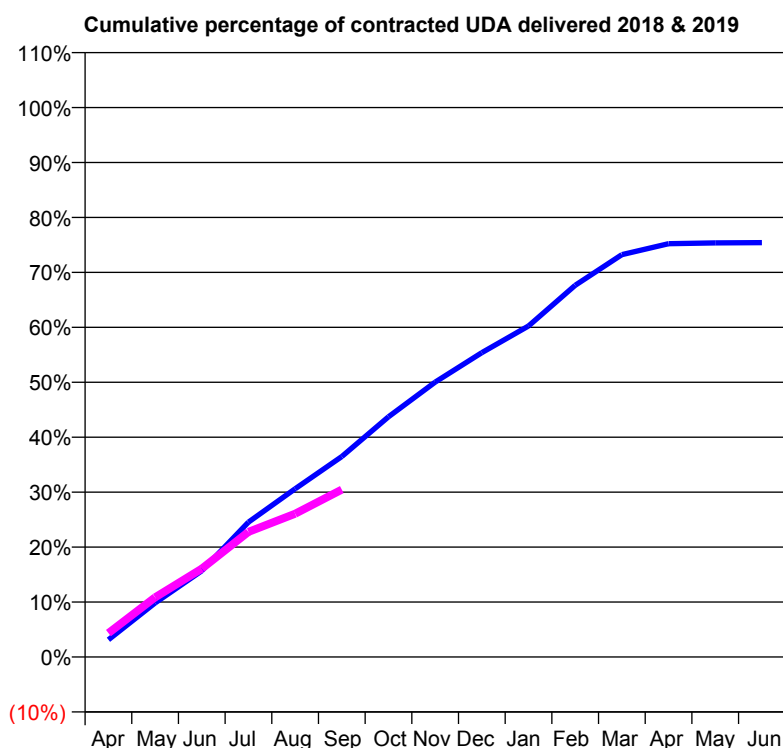
18/19 Contracted general activity (UDA)	61,735
Carry forward general activity (UDA)	0
18/19 Contracted orthodontic activity (UOA)	0
Carry forward orthodontic activity (UOA)	0
Baseline contract value	£1,339,667.08

### ACCESS\*

Patients seen in 24 months	Total	Change since previous quarter
Quarter ending September 2017	18,535	
Quarter ending December 2017	18,179	↓
Quarter ending March 2018	18,102	→
Quarter ending June 2018	18,159	→
Quarter ending September 2018	18,303	→
<b>Variance since September 2017</b>	<b>(1.3%)</b>	<b>↓</b>



### ACTIVITY



Adjusted Scheduled Activity (UDA)		
Month	2018	2019
April	1,944	2,682
May	6,074	6,711
June	9,680	9,932
July	15,157	14,058
August	18,892	16,093
September	22,525	18,803
October	26,993	
November	30,880	
December	34,202	
January	37,186	
February	41,755	
March	45,206	
April	46,441	
May	46,531	
June	46,556	

### QUALITY

	Quantity	Base Number	Contract	AT	Region	England
% of FP17s for the same patient ID Re-attending within 3 months - Children	178	3,088	5.8%	9.5%	11.1%	11.6%
% of FP17s for the same patient ID Re-attending within 3 months - Adults	799	7,985	10.0%	13.7%	15.3%	15.5%
% of FP17s for the same patient ID Re-attending between 3 & 9 months - Children	1,740	3,088	56.3%	61.7%	61.1%	58.8%
% of FP17s for the same patient ID Re-attending between 3 & 9 months - Adults	4,347	7,985	54.4%	53.1%	52.3%	51.1%
% of FP17s for Band 1 Urgent Courses	419	10,397	4.0%	8.6%	9.5%	9.0%
% of FP17s Relating to Free Repair or Replacements	56	10,397	0.5%	0.8%	0.7%	0.8%
% of FP17s Relating to Continuations	154	10,397	1.5%	1.0%	0.8%	0.9%
% of Patients satisfied with the dentistry they have received	3	4	N/A	93.0%	93.6%	93.3%
% of Patients satisfied with the time they had to wait for an appointment	3	4	N/A	90.5%	88.8%	88.9%

\* This is based on patients treated on this contract for their most recent course of treatment. Figures in italics indicate the base number of FP17s or Patient Questionnaire responses are less than 100. N/A is shown where the base number of responses is less than 10 during the period. % is calculated as Quantity/Base number\*100



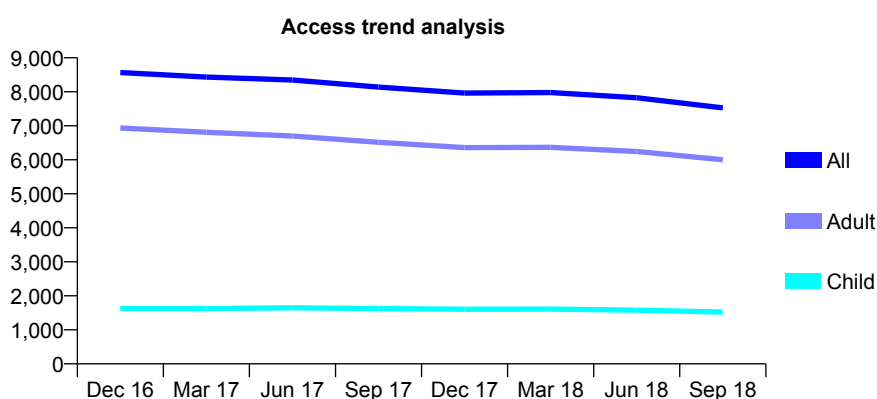
## Q65 - Vital Signs At a Glance Contract Report for 101370/0031 - September 2018

Name or company name	Petrie Tucker & Partners Ltd
Contract type name	GDS Contract
Purpose of contract	General
Contract start date	01/04/2006
Contract end date	

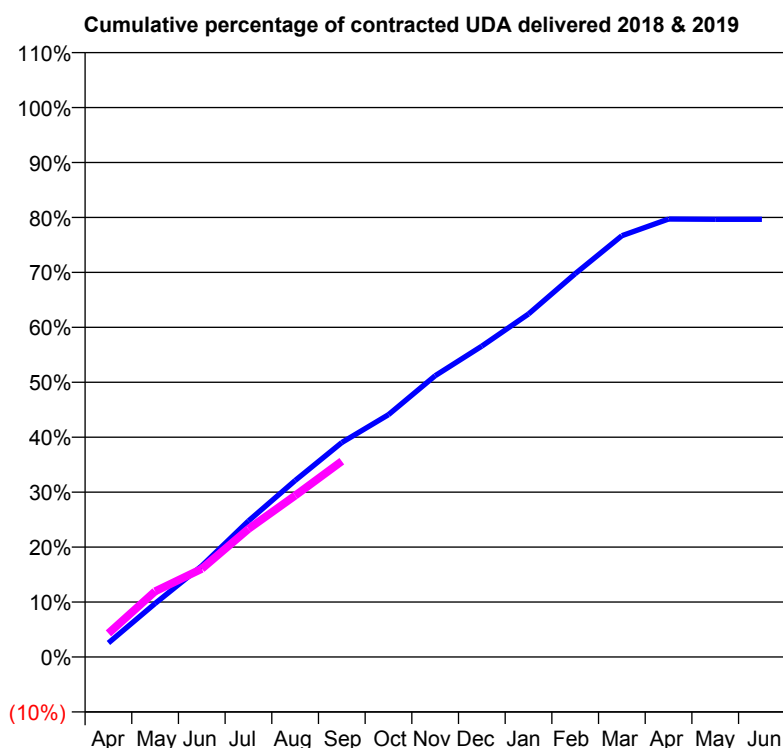
18/19 Contracted general activity (UDA)	29,000
Carry forward general activity (UDA)	0
18/19 Contracted orthodontic activity (UOA)	0
Carry forward orthodontic activity (UOA)	0
Baseline contract value	£616,072.34

### ACCESS\*

Patients seen in 24 months	Total	Change since previous quarter
Quarter ending September 2017	8,140	
Quarter ending December 2017	7,963	↓
Quarter ending March 2018	7,978	→
Quarter ending June 2018	7,825	↓
Quarter ending September 2018	7,527	↓
<b>Variance since September 2017</b>	<b>(7.5%)</b>	<b>↓</b>



### ACTIVITY



Adjusted Scheduled Activity (UDA)		
Month	2018	2019
April	745	1,249
May	2,822	3,463
June	4,810	4,655
July	7,182	6,762
August	9,314	8,522
September	11,321	10,332
October	12,790	
November	14,844	
December	16,411	
January	18,104	
February	20,227	
March	22,235	
April	23,114	
May	23,102	
June	23,099	

### QUALITY

	Quantity	Base Number	Contract	AT	Region	England
% of FP17s for the same patient ID Re-attending within 3 months - Children	74	985	7.5%	9.5%	11.1%	11.6%
% of FP17s for the same patient ID Re-attending within 3 months - Adults	393	3,370	11.7%	13.7%	15.3%	15.5%
% of FP17s for the same patient ID Re-attending between 3 & 9 months - Children	482	985	48.9%	61.7%	61.1%	58.8%
% of FP17s for the same patient ID Re-attending between 3 & 9 months - Adults	1,481	3,370	43.9%	53.1%	52.3%	51.1%
% of FP17s for Band 1 Urgent Courses	241	3,987	6.0%	8.6%	9.5%	9.0%
% of FP17s Relating to Free Repair or Replacements	16	3,987	0.4%	0.8%	0.7%	0.8%
% of FP17s Relating to Continuations	67	3,987	1.7%	1.0%	0.8%	0.9%
% of Patients satisfied with the dentistry they have received	7	7	N/A	93.0%	93.6%	93.3%
% of Patients satisfied with the time they had to wait for an appointment	6	7	N/A	90.5%	88.8%	88.9%

\* This is based on patients treated on this contract for their most recent course of treatment. Figures in italics indicate the base number of FP17s or Patient Questionnaire responses are less than 100. N/A is shown where the base number of responses is less than 10 during the period. % is calculated as Quantity/Base number\*100

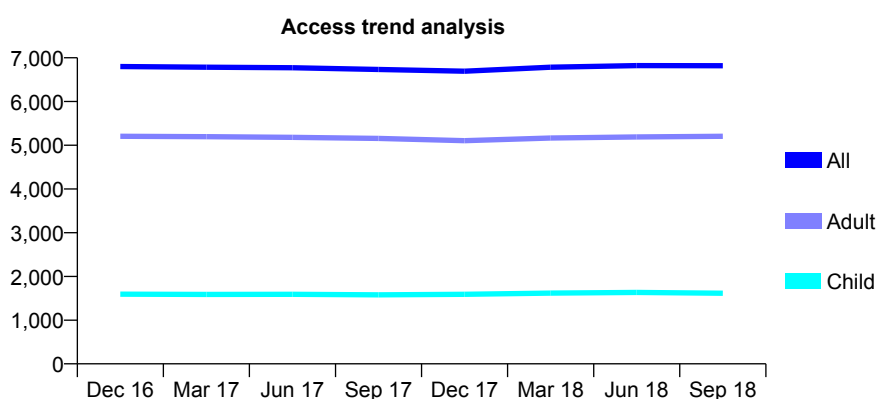
## Q65 - Vital Signs At a Glance Contract Report for 101370/0041 - September 2018

Name or company name	Petrie Tucker & Partners Ltd
Contract type name	GDS Contract
Purpose of contract	General
Contract start date	01/04/2006
Contract end date	

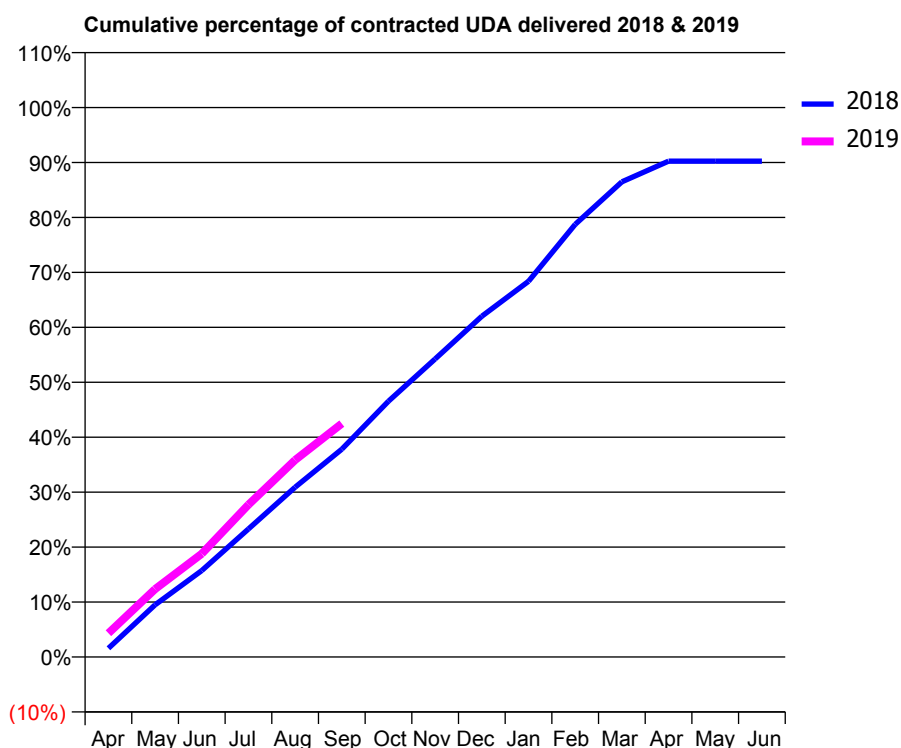
18/19 Contracted general activity (UDA)	18,250
Carry forward general activity (UDA)	0
18/19 Contracted orthodontic activity (UOA)	0
Carry forward orthodontic activity (UOA)	0
Baseline contract value	£411,361.00

### ACCESS\*

Patients seen in 24 months	Total	Change since previous quarter
Quarter ending September 2017	6,732	
Quarter ending December 2017	6,694	→
Quarter ending March 2018	6,784	→
Quarter ending June 2018	6,823	→
Quarter ending September 2018	6,819	→
<b>Variance since September 2017</b>	<b>1.3%</b>	<b>→</b>



### ACTIVITY



Adjusted Scheduled Activity (UDA)		
Month	2018	2019
April	291	791
May	1,736	2,257
June	2,873	3,432
July	4,255	5,062
August	5,639	6,545
September	6,901	7,751
October	8,495	
November	9,900	
December	11,318	
January	12,479	
February	14,367	
March	15,784	
April	16,469	
May	16,469	
June	16,469	

### QUALITY

	Quantity	Base Number	Contract	AT	Region	England
% of FP17s for the same patient ID Re-attending within 3 months - Children	78	1,206	6.5%	9.5%	11.1%	11.6%
% of FP17s for the same patient ID Re-attending within 3 months - Adults	346	3,185	10.9%	13.7%	15.3%	15.5%
% of FP17s for the same patient ID Re-attending between 3 & 9 months - Children	746	1,206	61.9%	61.7%	61.1%	58.8%
% of FP17s for the same patient ID Re-attending between 3 & 9 months - Adults	1,530	3,185	48.0%	53.1%	52.3%	51.1%
% of FP17s for Band 1 Urgent Courses	259	3,767	6.9%	8.6%	9.5%	9.0%
% of FP17s Relating to Free Repair or Replacements	24	3,767	0.6%	0.8%	0.7%	0.8%
% of FP17s Relating to Continuations	42	3,767	1.1%	1.0%	0.8%	0.9%
% of Patients satisfied with the dentistry they have received	4	5	N/A	93.0%	93.6%	93.3%
% of Patients satisfied with the time they had to wait for an appointment	5	5	N/A	90.5%	88.8%	88.9%

\* This is based on patients treated on this contract for their most recent course of treatment. Figures in italics indicate the base number of FP17s or Patient Questionnaire responses are less than 100. N/A is shown where the base number of responses is less than 10 during the period. % is calculated as Quantity/Base number\*100

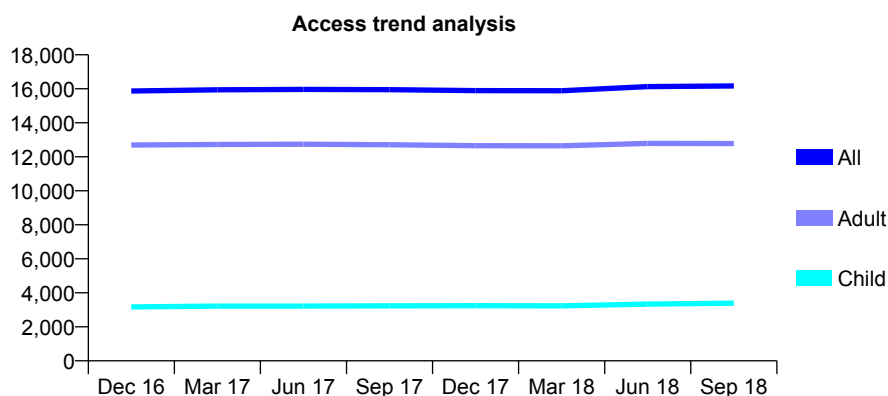
## Q65 - Vital Signs At a Glance Contract Report for 101370/0050 - September 2018

Name or company name	Petrie Tucker & Partners Ltd
Contract type name	GDS Contract
Purpose of contract	General
Contract start date	01/04/2006
Contract end date	

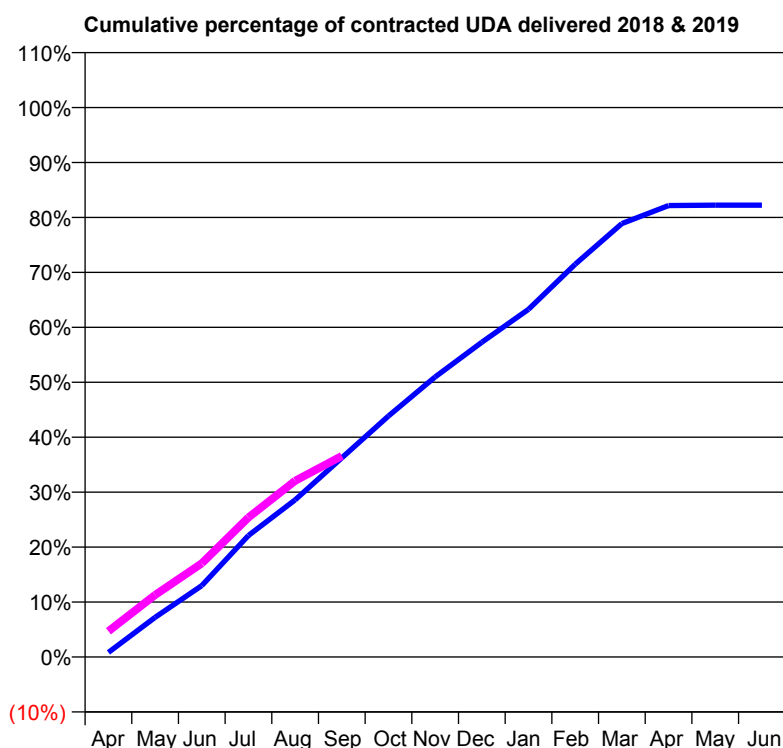
18/19 Contracted general activity (UDA)	53,726
Carry forward general activity (UDA)	0
18/19 Contracted orthodontic activity (UOA)	0
Carry forward orthodontic activity (UOA)	0
Baseline contract value	£1,165,673.73

### ACCESS\*

Patients seen in 24 months	Total	Change since previous quarter
Quarter ending September 2017	15,947	
Quarter ending December 2017	15,896	→
Quarter ending March 2018	15,884	→
Quarter ending June 2018	16,128	→
Quarter ending September 2018	16,168	→
<b>Variance since September 2017</b>	<b>1.4%</b>	<b>→</b>



### ACTIVITY



Adjusted Scheduled Activity (UDA)		
Month	2018	2019
April	455	2,520
May	3,872	6,072
June	6,984	9,156
July	11,881	13,646
August	15,368	17,230
September	19,473	19,651
October	23,565	
November	27,382	
December	30,771	
January	34,000	
February	38,408	
March	42,373	
April	44,140	
May	44,175	
June	44,180	

### QUALITY

	Quantity	Base Number	Contract	AT	Region	England
% of FP17s for the same patient ID Re-attending within 3 months - Children	163	2,559	6.4%	9.5%	11.1%	11.6%
% of FP17s for the same patient ID Re-attending within 3 months - Adults	745	8,028	9.3%	13.7%	15.3%	15.5%
% of FP17s for the same patient ID Re-attending between 3 & 9 months - Children	1,525	2,559	59.6%	61.7%	61.1%	58.8%
% of FP17s for the same patient ID Re-attending between 3 & 9 months - Adults	4,499	8,028	56.0%	53.1%	52.3%	51.1%
% of FP17s for Band 1 Urgent Courses	500	9,668	5.2%	8.6%	9.5%	9.0%
% of FP17s Relating to Free Repair or Replacements	25	9,668	0.3%	0.8%	0.7%	0.8%
% of FP17s Relating to Continuations	118	9,668	1.2%	1.0%	0.8%	0.9%
% of Patients satisfied with the dentistry they have received	12	12	100.0%	93.0%	93.6%	93.3%
% of Patients satisfied with the time they had to wait for an appointment	11	12	91.7%	90.5%	88.8%	88.9%

\* This is based on patients treated on this contract for their most recent course of treatment. Figures in italics indicate the base number of FP17s or Patient Questionnaire responses are less than 100. N/A is shown where the base number of responses is less than 10 during the period. % is calculated as Quantity/Base number\*100

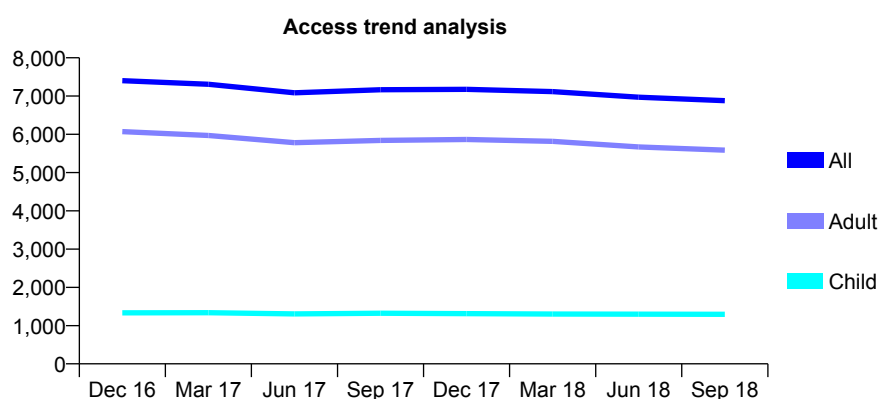
## Q65 - Vital Signs At a Glance Contract Report for 101370/0055 - September 2018

Name or company name	Petrie Tucker & Partners Ltd
Contract type name	GDS Contract
Purpose of contract	General
Contract start date	01/04/2006
Contract end date	

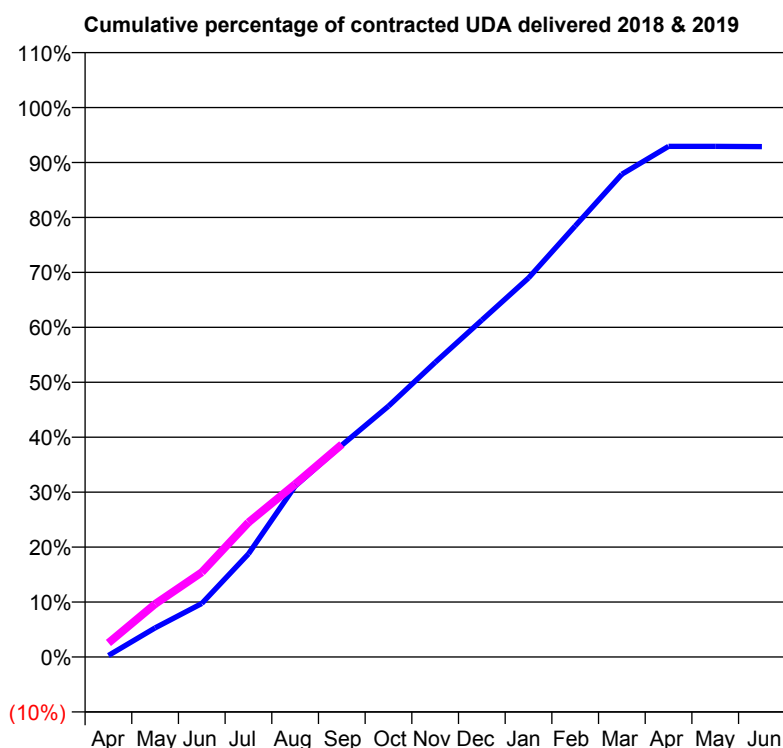
18/19 Contracted general activity (UDA)	25,485
Carry forward general activity (UDA)	0
18/19 Contracted orthodontic activity (UOA)	0
Carry forward orthodontic activity (UOA)	0
Baseline contract value	£579,753.32

### ACCESS\*

Patients seen in 24 months	Total	Change since previous quarter
Quarter ending September 2017	7,165	
Quarter ending December 2017	7,176	→
Quarter ending March 2018	7,116	→
Quarter ending June 2018	6,970	↓
Quarter ending September 2018	6,881	↓
<b>Variance since September 2017</b>	<b>(4.0%)</b>	<b>↓</b>



### ACTIVITY



Adjusted Scheduled Activity (UDA)		
Month	2018	2019
April	73	654
May	1,351	2,460
June	2,482	3,929
July	4,783	6,242
August	7,923	8,020
September	9,823	9,860
October	11,639	
November	13,664	
December	15,626	
January	17,580	
February	19,991	
March	22,392	
April	23,680	
May	23,682	
June	23,668	

### QUALITY

	Quantity	Base Number	Contract	AT	Region	England
% of FP17s for the same patient ID Re-attending within 3 months - Children	51	810	6.3%	9.5%	11.1%	11.6%
% of FP17s for the same patient ID Re-attending within 3 months - Adults	372	3,411	10.9%	13.7%	15.3%	15.5%
% of FP17s for the same patient ID Re-attending between 3 & 9 months - Children	446	810	55.1%	61.7%	61.1%	58.8%
% of FP17s for the same patient ID Re-attending between 3 & 9 months - Adults	1,639	3,411	48.1%	53.1%	52.3%	51.1%
% of FP17s for Band 1 Urgent Courses	238	3,819	6.2%	8.6%	9.5%	9.0%
% of FP17s Relating to Free Repair or Replacements	39	3,819	1.0%	0.8%	0.7%	0.8%
% of FP17s Relating to Continuations	33	3,819	0.9%	1.0%	0.8%	0.9%
% of Patients satisfied with the dentistry they have received	10	10	100.0%	93.0%	93.6%	93.3%
% of Patients satisfied with the time they had to wait for an appointment	9	10	90.0%	90.5%	88.8%	88.9%

\* This is based on patients treated on this contract for their most recent course of treatment. Figures in italics indicate the base number of FP17s or Patient Questionnaire responses are less than 100. N/A is shown where the base number of responses is less than 10 during the period. % is calculated as Quantity/Base number\*100

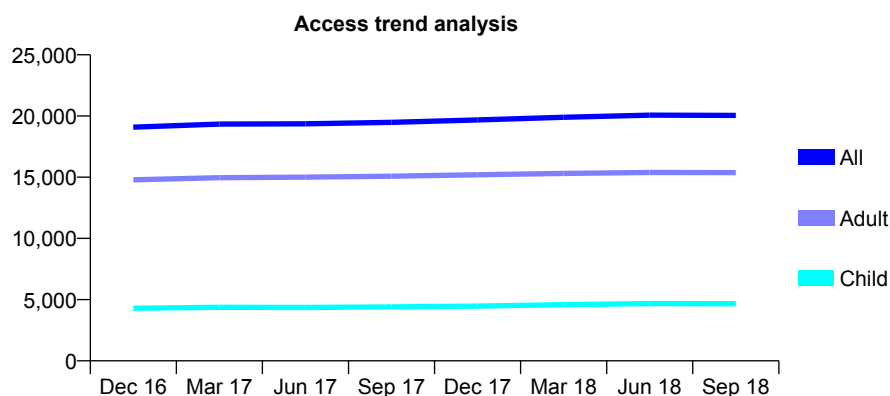
## Q65 - Vital Signs At a Glance Contract Report for 101435/0006 - September 2018

Name or company name	IDH Limited
Contract type name	GDS Contract
Purpose of contract	General
Contract start date	01/04/2006
Contract end date	

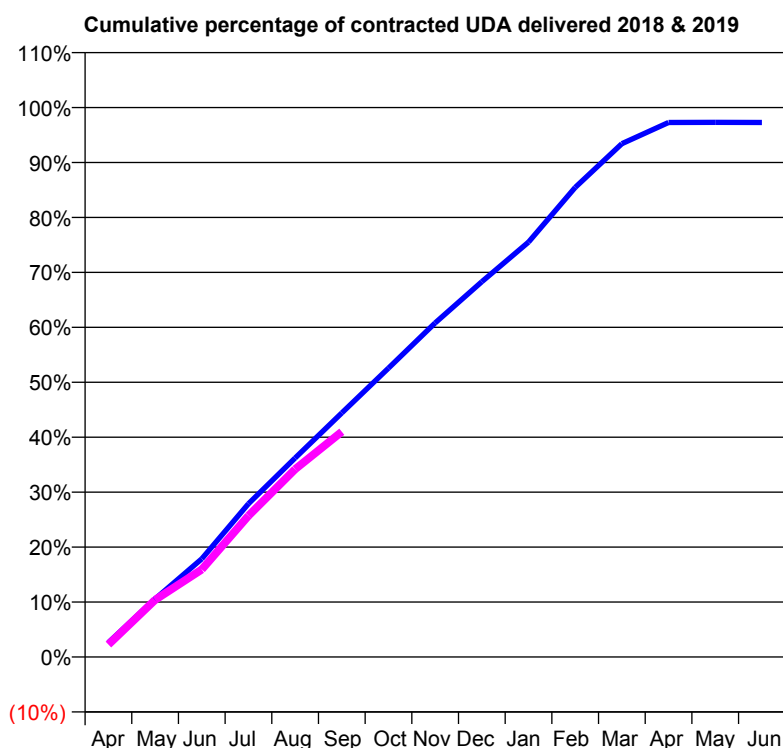
18/19 Contracted general activity (UDA)	55,223
Carry forward general activity (UDA)	1,484
18/19 Contracted orthodontic activity (UOA)	0
Carry forward orthodontic activity (UOA)	0
Baseline contract value	£1,212,896.53

### ACCESS\*

Patients seen in 24 months	Total	Change since previous quarter
Quarter ending September 2017	19,483	
Quarter ending December 2017	19,678	→
Quarter ending March 2018	19,898	→
Quarter ending June 2018	20,068	→
Quarter ending September 2018	20,049	→
<b>Variance since September 2017</b>	<b>2.9%</b>	<b>↑</b>



### ACTIVITY



Adjusted Scheduled Activity (UDA)		
Month	2018	2019
April	1,429	1,258
May	5,749	5,748
June	9,716	8,794
July	15,168	14,200
August	19,691	18,869
September	24,151	22,644
October	28,576	
November	33,048	
December	37,131	
January	41,047	
February	46,453	
March	50,775	
April	52,873	
May	52,893	
June	52,876	

### QUALITY

	Quantity	Base Number	Contract	AT	Region	England
% of FP17s for the same patient ID Re-attending within 3 months - Children	124	3,137	4.0%	9.5%	11.1%	11.6%
% of FP17s for the same patient ID Re-attending within 3 months - Adults	786	9,272	8.5%	13.7%	15.3%	15.5%
% of FP17s for the same patient ID Re-attending between 3 & 9 months - Children	1,617	3,137	51.5%	61.7%	61.1%	58.8%
% of FP17s for the same patient ID Re-attending between 3 & 9 months - Adults	4,460	9,272	48.1%	53.1%	52.3%	51.1%
% of FP17s for Band 1 Urgent Courses	498	11,437	4.4%	8.6%	9.5%	9.0%
% of FP17s Relating to Free Repair or Replacements	29	11,437	0.3%	0.8%	0.7%	0.8%
% of FP17s Relating to Continuations	191	11,437	1.7%	1.0%	0.8%	0.9%
% of Patients satisfied with the dentistry they have received	7	9	N/A	93.0%	93.6%	93.3%
% of Patients satisfied with the time they had to wait for an appointment	8	9	N/A	90.5%	88.8%	88.9%

\* This is based on patients treated on this contract for their most recent course of treatment. Figures in italics indicate the base number of FP17s or Patient Questionnaire responses are less than 100. N/A is shown where the base number of responses is less than 10 during the period. % is calculated as Quantity/Base number\*100

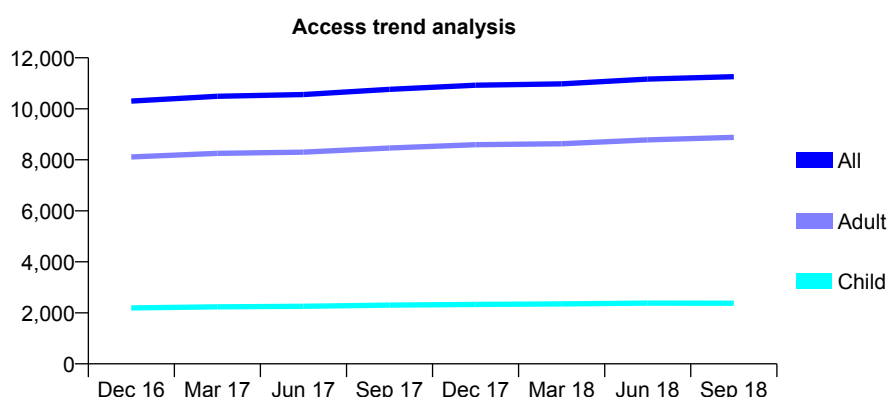
# Q65 - Vital Signs At a Glance Contract Report for 101435/0007 - September 2018

Name or company name	IDH Limited
Contract type name	GDS Contract
Purpose of contract	General
Contract start date	01/04/2006
Contract end date	

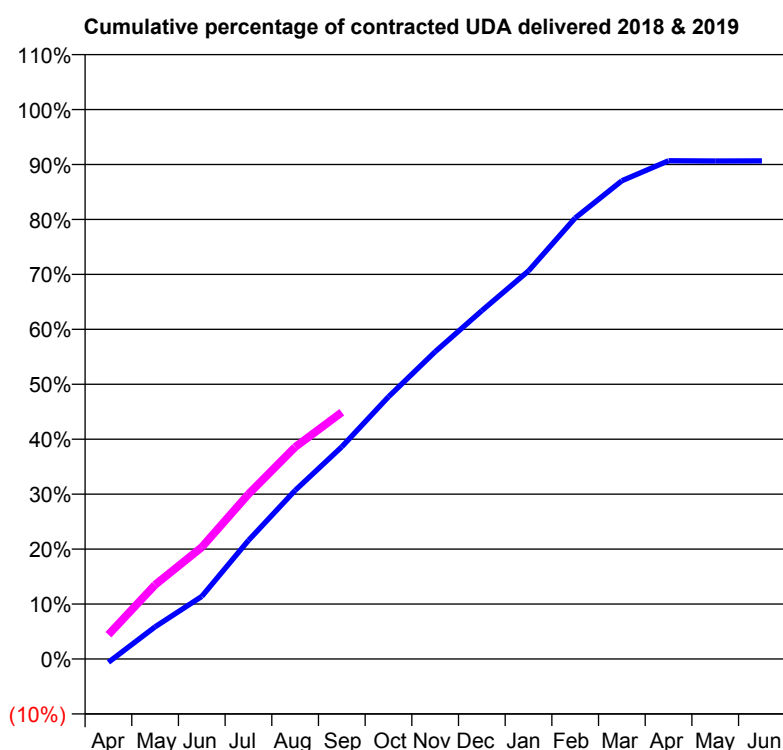
18/19 Contracted general activity (UDA)	32,000
Carry forward general activity (UDA)	0
18/19 Contracted orthodontic activity (UOA)	0
Carry forward orthodontic activity (UOA)	0
Baseline contract value	£730,150.53

## ACCESS\*

Patients seen in 24 months	Total	Change since previous quarter
Quarter ending September 2017	10,766	
Quarter ending December 2017	10,925	→
Quarter ending March 2018	10,980	→
Quarter ending June 2018	11,168	→
Quarter ending September 2018	11,261	→
<b>Variance since September 2017</b>	<b>4.6%</b>	<b>↑</b>



## ACTIVITY



Adjusted Scheduled Activity (UDA)		
Month	2018	2019
April	-201	1,415
May	1,876	4,322
June	3,649	6,509
July	6,908	9,603
August	9,820	12,340
September	12,362	14,373
October	15,271	
November	17,895	
December	20,290	
January	22,602	
February	25,686	
March	27,848	
April	29,012	
May	29,002	
June	29,007	

## QUALITY

	Quantity	Base Number	Contract	AT	Region	England
% of FP17s for the same patient ID Re-attending within 3 months - Children	59	1,590	3.7%	9.5%	11.1%	11.6%
% of FP17s for the same patient ID Re-attending within 3 months - Adults	460	5,276	8.7%	13.7%	15.3%	15.5%
% of FP17s for the same patient ID Re-attending between 3 & 9 months - Children	881	1,590	55.4%	61.7%	61.1%	58.8%
% of FP17s for the same patient ID Re-attending between 3 & 9 months - Adults	2,537	5,276	48.1%	53.1%	52.3%	51.1%
% of FP17s for Band 1 Urgent Courses	549	6,342	8.7%	8.6%	9.5%	9.0%
% of FP17s Relating to Free Repair or Replacements	28	6,342	0.4%	0.8%	0.7%	0.8%
% of FP17s Relating to Continuations	55	6,342	0.9%	1.0%	0.8%	0.9%
% of Patients satisfied with the dentistry they have received	11	11	100.0%	93.0%	93.6%	93.3%
% of Patients satisfied with the time they had to wait for an appointment	11	11	100.0%	90.5%	88.8%	88.9%

\* This is based on patients treated on this contract for their most recent course of treatment. Figures in italics indicate the base number of FP17s or Patient Questionnaire responses are less than 100. N/A is shown where the base number of responses is less than 10 during the period. % is calculated as Quantity/Base number\*100

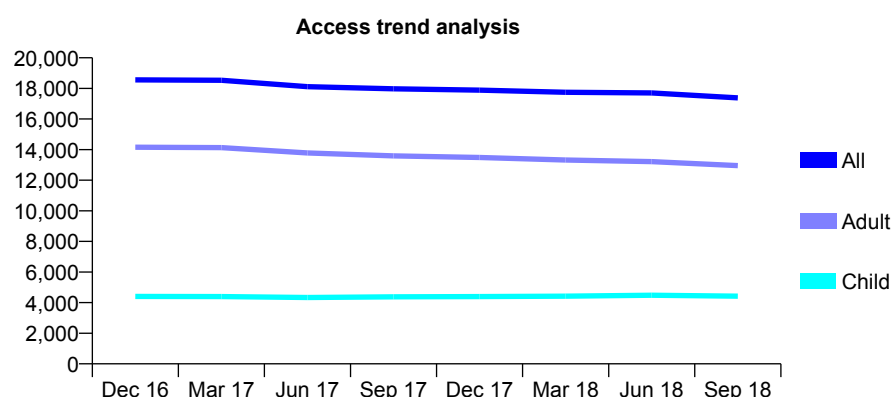
# Q65 - Vital Signs At a Glance Contract Report for 101435/0020 - September 2018

Name or company name	IDH Limited
Contract type name	GDS Contract
Purpose of contract	General
Contract start date	01/04/2006
Contract end date	

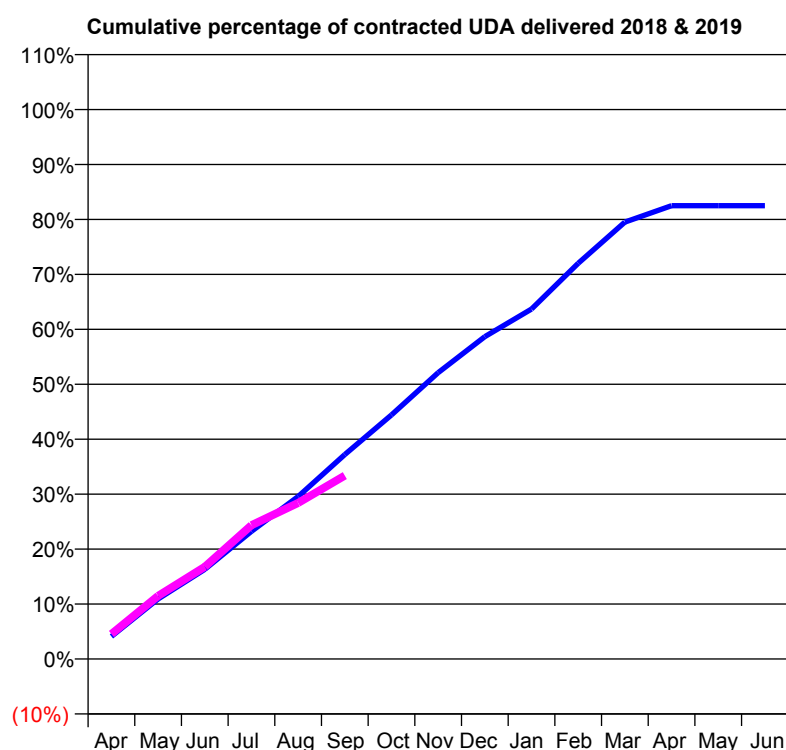
18/19 Contracted general activity (UDA)	61,000
Carry forward general activity (UDA)	0
18/19 Contracted orthodontic activity (UOA)	0
Carry forward orthodontic activity (UOA)	0
Baseline contract value	£1,572,776.09

## ACCESS\*

Patients seen in 24 months	Total	Change since previous quarter
Quarter ending September 2017	17,976	
Quarter ending December 2017	17,886	→
Quarter ending March 2018	17,745	→
Quarter ending June 2018	17,703	→
Quarter ending September 2018	17,378	↓
<b>Variance since September 2017</b>	<b>(3.3%)</b>	<b>↓</b>



## ACTIVITY



Adjusted Scheduled Activity (UDA)		
Month	2018	2019
April	2,410	2,777
May	6,401	7,004
June	9,550	10,229
July	13,613	14,861
August	17,319	17,330
September	21,789	20,354
October	26,009	
November	30,514	
December	34,349	
January	37,299	
February	42,173	
March	46,557	
April	48,305	
May	48,313	
June	48,309	

## QUALITY

	Quantity	Base Number	Contract	AT	Region	England
% of FP17s for the same patient ID Re-attending within 3 months - Children	158	2,747	5.8%	9.5%	11.1%	11.6%
% of FP17s for the same patient ID Re-attending within 3 months - Adults	886	7,046	12.6%	13.7%	15.3%	15.5%
% of FP17s for the same patient ID Re-attending between 3 & 9 months - Children	1,494	2,747	54.4%	61.7%	61.1%	58.8%
% of FP17s for the same patient ID Re-attending between 3 & 9 months - Adults	3,176	7,046	45.1%	53.1%	52.3%	51.1%
% of FP17s for Band 1 Urgent Courses	1,082	9,056	11.9%	8.6%	9.5%	9.0%
% of FP17s Relating to Free Repair or Replacements	47	9,056	0.5%	0.8%	0.7%	0.8%
% of FP17s Relating to Continuations	137	9,056	1.5%	1.0%	0.8%	0.9%
% of Patients satisfied with the dentistry they have received	8	9	N/A	93.0%	93.6%	93.3%
% of Patients satisfied with the time they had to wait for an appointment	7	9	N/A	90.5%	88.8%	88.9%

\* This is based on patients treated on this contract for their most recent course of treatment. Figures in italics indicate the base number of FP17s or Patient Questionnaire responses are less than 100. N/A is shown where the base number of responses is less than 10 during the period. % is calculated as Quantity/Base number\*100



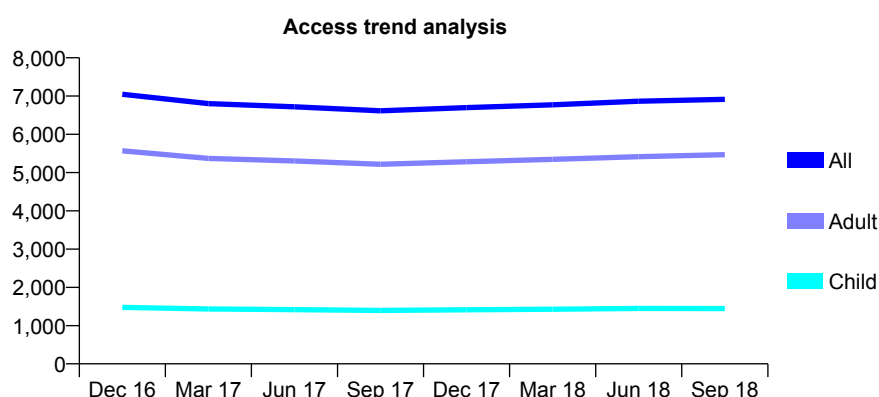
# Q65 - Vital Signs At a Glance Contract Report for 101435/0055 - September 2018

Name or company name	IDH Limited
Contract type name	GDS Contract
Purpose of contract	General
Contract start date	02/01/2007
Contract end date	

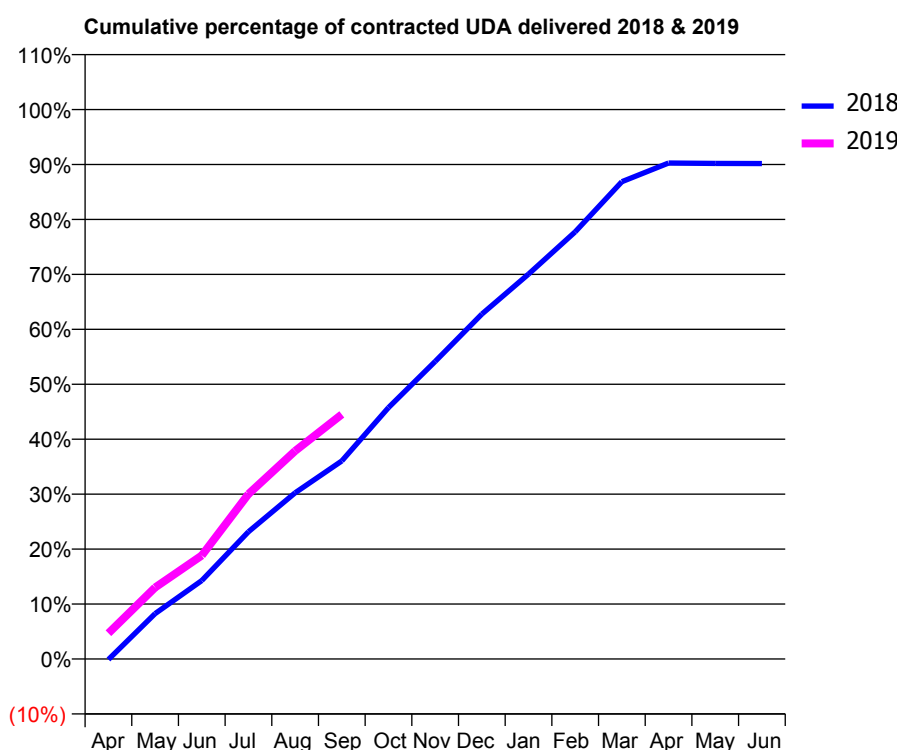
18/19 Contracted general activity (UDA)	21,000
Carry forward general activity (UDA)	0
18/19 Contracted orthodontic activity (UOA)	0
Carry forward orthodontic activity (UOA)	0
Baseline contract value	£480,454.92

## ACCESS\*

Patients seen in 24 months	Total	Change since previous quarter
Quarter ending September 2017	6,613	
Quarter ending December 2017	6,698	→
Quarter ending March 2018	6,771	→
Quarter ending June 2018	6,865	→
Quarter ending September 2018	6,913	→
<b>Variance since September 2017</b>	<b>4.5%</b>	<b>↑</b>



## ACTIVITY



Adjusted Scheduled Activity (UDA)		
Month	2018	2019
April	-23	987
May	1,736	2,736
June	2,998	3,956
July	4,863	6,307
August	6,354	7,954
September	7,572	9,349
October	9,606	
November	11,374	
December	13,180	
January	14,711	
February	16,325	
March	18,242	
April	18,954	
May	18,939	
June	18,936	

## QUALITY

	Quantity	Base Number	Contract	AT	Region	England
% of FP17s for the same patient ID Re-attending within 3 months - Children	39	971	4.0%	9.5%	11.1%	11.6%
% of FP17s for the same patient ID Re-attending within 3 months - Adults	361	3,542	10.2%	13.7%	15.3%	15.5%
% of FP17s for the same patient ID Re-attending between 3 & 9 months - Children	552	971	56.8%	61.7%	61.1%	58.8%
% of FP17s for the same patient ID Re-attending between 3 & 9 months - Adults	1,935	3,542	54.6%	53.1%	52.3%	51.1%
% of FP17s for Band 1 Urgent Courses	374	4,246	8.8%	8.6%	9.5%	9.0%
% of FP17s Relating to Free Repair or Replacements	58	4,246	1.4%	0.8%	0.7%	0.8%
% of FP17s Relating to Continuations	40	4,246	0.9%	1.0%	0.8%	0.9%
% of Patients satisfied with the dentistry they have received	9	11	81.8%	93.0%	93.6%	93.3%
% of Patients satisfied with the time they had to wait for an appointment	8	11	72.7%	90.5%	88.8%	88.9%

\* This is based on patients treated on this contract for their most recent course of treatment. Figures in italics indicate the base number of FP17s or Patient Questionnaire responses are less than 100. N/A is shown where the base number of responses is less than 10 during the period. % is calculated as Quantity/Base number\*100



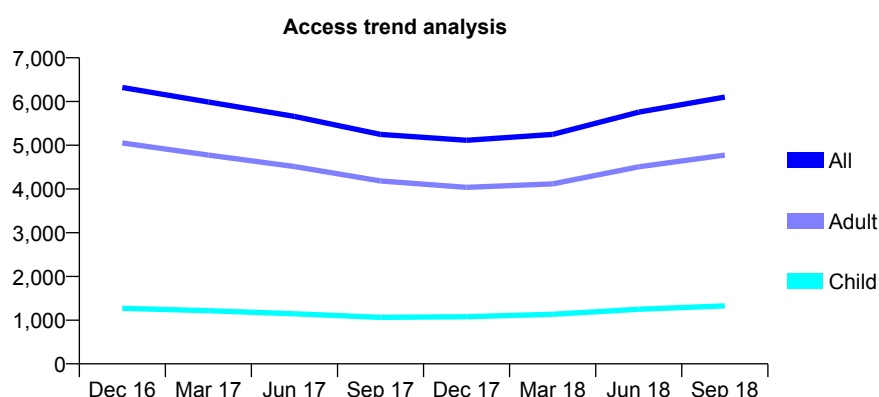
# Q65 - Vital Signs At a Glance Contract Report for 101435/0069 - September 2018

Name or company name	IDH Limited
Contract type name	GDS Contract
Purpose of contract	General
Contract start date	07/09/2007
Contract end date	

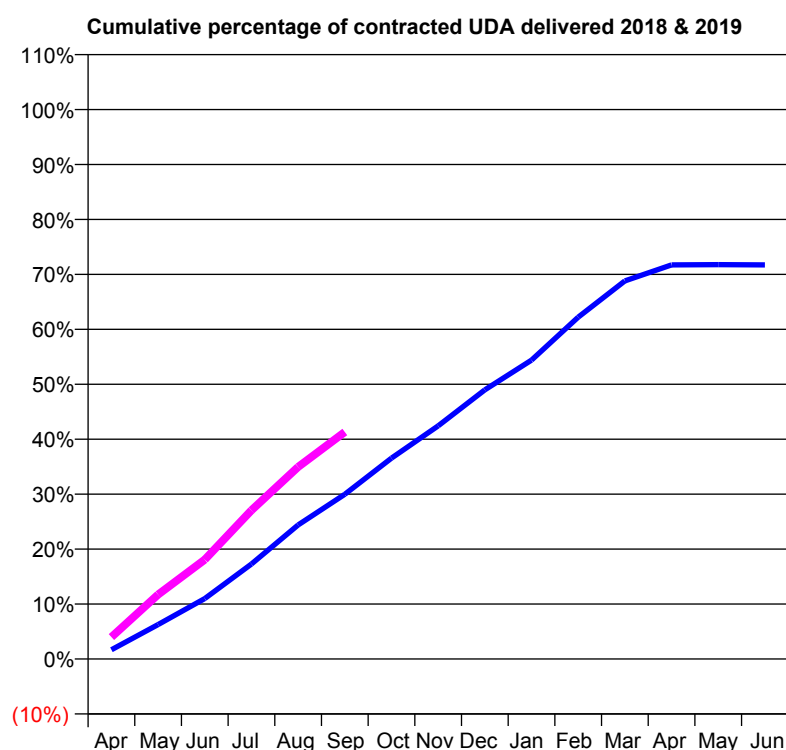
18/19 Contracted general activity (UDA)	21,132
Carry forward general activity (UDA)	0
18/19 Contracted orthodontic activity (UOA)	0
Carry forward orthodontic activity (UOA)	0
Baseline contract value	£428,526.43

## ACCESS\*

Patients seen in 24 months	Total	Change since previous quarter
Quarter ending September 2017	5,247	
Quarter ending December 2017	5,114	↓
Quarter ending March 2018	5,247	↑
Quarter ending June 2018	5,756	↑
Quarter ending September 2018	6,102	↑
<b>Variance since September 2017</b>	<b>16.3%</b>	<b>↑</b>



## ACTIVITY



Adjusted Scheduled Activity (UDA)		
Month	2018	2019
April	358	846
May	1,326	2,477
June	2,327	3,823
July	3,654	5,719
August	5,157	7,389
September	6,336	8,733
October	7,725	
November	8,968	
December	10,349	
January	11,493	
February	13,148	
March	14,542	
April	15,156	
May	15,167	
June	15,156	

## QUALITY

	Quantity	Base Number	Contract	AT	Region	England
% of FP17s for the same patient ID Re-attending within 3 months - Children	49	953	5.1%	9.5%	11.1%	11.6%
% of FP17s for the same patient ID Re-attending within 3 months - Adults	292	3,116	9.4%	13.7%	15.3%	15.5%
% of FP17s for the same patient ID Re-attending between 3 & 9 months - Children	450	953	47.2%	61.7%	61.1%	58.8%
% of FP17s for the same patient ID Re-attending between 3 & 9 months - Adults	934	3,116	30.0%	53.1%	52.3%	51.1%
% of FP17s for Band 1 Urgent Courses	193	3,833	5.0%	8.6%	9.5%	9.0%
% of FP17s Relating to Free Repair or Replacements	30	3,833	0.8%	0.8%	0.7%	0.8%
% of FP17s Relating to Continuations	78	3,833	2.0%	1.0%	0.8%	0.9%
% of Patients satisfied with the dentistry they have received	5	5	N/A	93.0%	93.6%	93.3%
% of Patients satisfied with the time they had to wait for an appointment	5	5	N/A	90.5%	88.8%	88.9%

\* This is based on patients treated on this contract for their most recent course of treatment. Figures in italics indicate the base number of FP17s or Patient Questionnaire responses are less than 100. N/A is shown where the base number of responses is less than 10 during the period. % is calculated as Quantity/Base number\*100

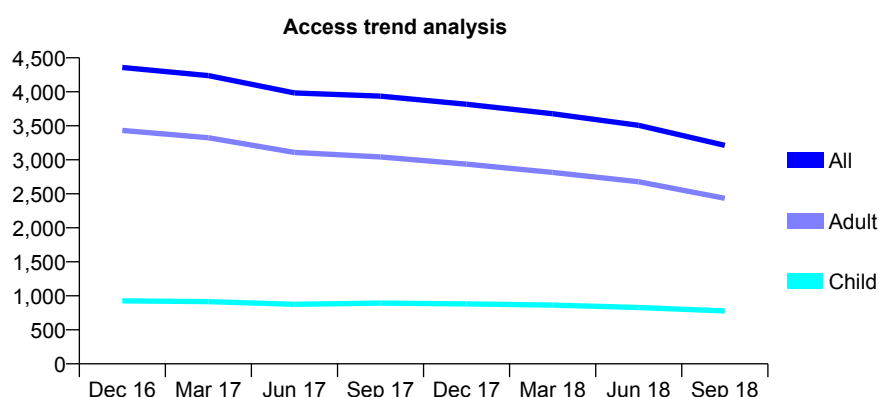
# Q65 - Vital Signs At a Glance Contract Report for 101435/0084 - September 2018

Name or company name	IDH Limited
Contract type name	GDS Contract
Purpose of contract	General
Contract start date	01/02/2008
Contract end date	

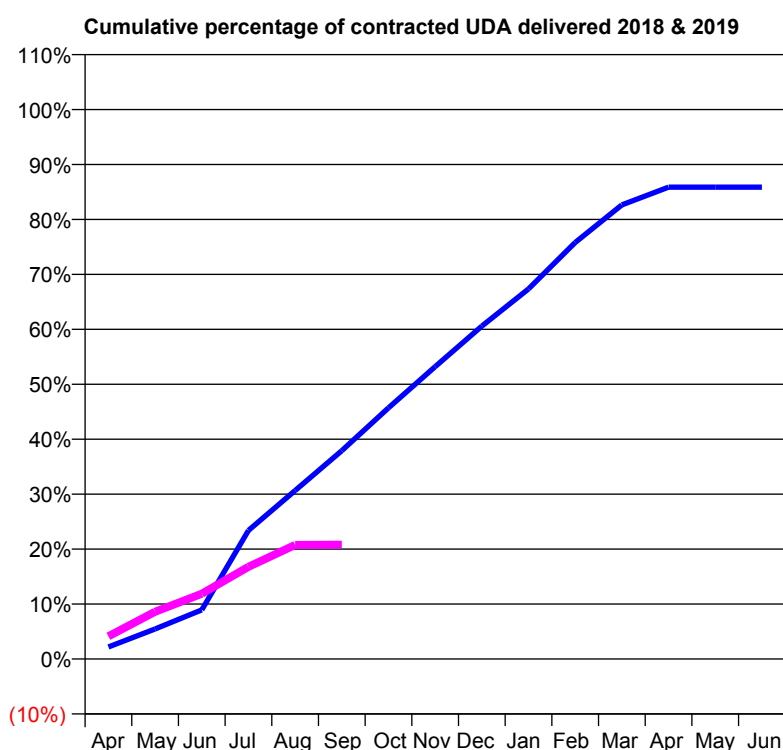
18/19 Contracted general activity (UDA)	12,011
Carry forward general activity (UDA)	0
18/19 Contracted orthodontic activity (UOA)	0
Carry forward orthodontic activity (UOA)	0
Baseline contract value	£280,787.91

## ACCESS\*

Patients seen in 24 months	Total	Change since previous quarter
Quarter ending September 2017	3,936	
Quarter ending December 2017	3,817	↓
Quarter ending March 2018	3,678	↓
Quarter ending June 2018	3,506	↓
Quarter ending September 2018	3,212	↓
<b>Variance since September 2017</b>	<b>(18.4%)</b>	<b>↓</b>



## ACTIVITY



Adjusted Scheduled Activity (UDA)		
Month	2018	2019
April	264	497
May	658	1,034
June	1,075	1,427
July	2,812	2,015
August	3,684	2,495
September	4,553	2,501
October	5,491	
November	6,391	
December	7,277	
January	8,090	
February	9,105	
March	9,927	
April	10,314	
May	10,314	
June	10,314	

## QUALITY

	Quantity	Base Number	Contract	AT	Region	England
% of FP17s for the same patient ID Re-attending within 3 months - Children	23	357	6.4%	9.5%	11.1%	11.6%
% of FP17s for the same patient ID Re-attending within 3 months - Adults	120	938	12.8%	13.7%	15.3%	15.5%
% of FP17s for the same patient ID Re-attending between 3 & 9 months - Children	193	357	54.1%	61.7%	61.1%	58.8%
% of FP17s for the same patient ID Re-attending between 3 & 9 months - Adults	384	938	40.9%	53.1%	52.3%	51.1%
% of FP17s for Band 1 Urgent Courses	63	1,144	5.5%	8.6%	9.5%	9.0%
% of FP17s Relating to Free Repair or Replacements	0	1,144	0.0%	0.8%	0.7%	0.8%
% of FP17s Relating to Continuations	25	1,144	2.2%	1.0%	0.8%	0.9%
% of Patients satisfied with the dentistry they have received	0	0	N/A	93.0%	93.6%	93.3%
% of Patients satisfied with the time they had to wait for an appointment	0	0	N/A	90.5%	88.8%	88.9%

\* This is based on patients treated on this contract for their most recent course of treatment. Figures in italics indicate the base number of FP17s or Patient Questionnaire responses are less than 100. N/A is shown where the base number of responses is less than 10 during the period. % is calculated as Quantity/Base number\*100

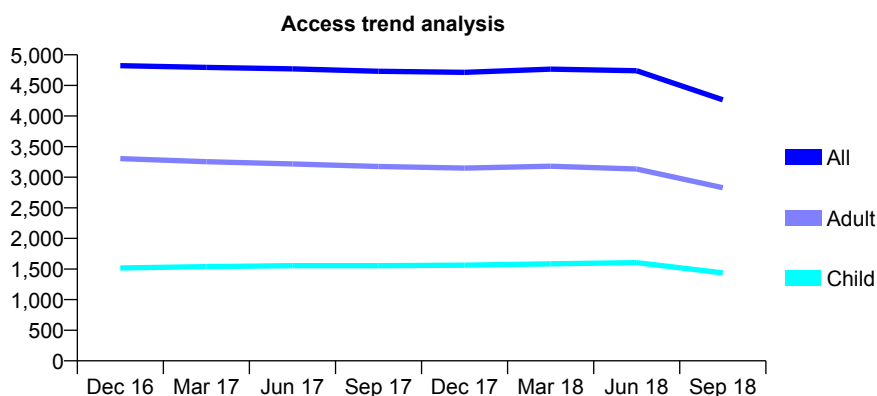
## Q65 - Vital Signs At a Glance Contract Report for 101435/0107 - September 2018

Name or company name	IDH Limited
Contract type name	GDS Contract
Purpose of contract	General
Contract start date	01/07/2008
Contract end date	03/07/2018

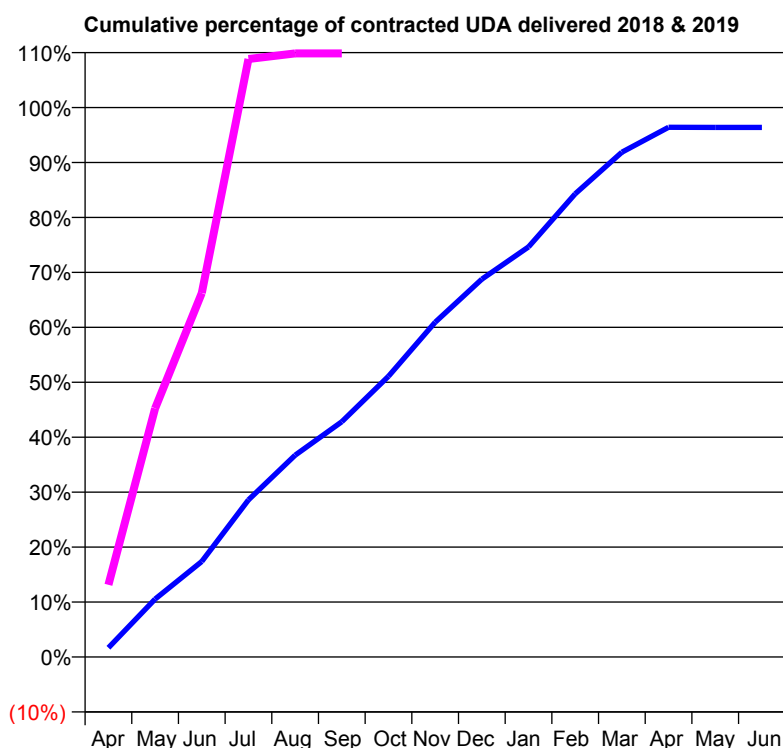
18/19 Contracted general activity (UDA)	3,871
Carry forward general activity (UDA)	0
18/19 Contracted orthodontic activity (UOA)	0
Carry forward orthodontic activity (UOA)	0
Baseline contract value	£80,413.98

### ACCESS\*

Patients seen in 24 months	Total	Change since previous quarter
Quarter ending September 2017	4,730	
Quarter ending December 2017	4,713	→
Quarter ending March 2018	4,765	→
Quarter ending June 2018	4,739	→
Quarter ending September 2018	4,265	↓
<b>Variance since September 2017</b>	<b>(9.8%)</b>	<b>↓</b>



### ACTIVITY



Adjusted Scheduled Activity (UDA)		
Month	2018	2019
April	253	509
May	1,582	1,752
June	2,607	2,564
July	4,289	4,212
August	5,509	4,252
September	6,422	4,252
October	7,663	
November	9,137	
December	10,314	
January	11,196	
February	12,644	
March	13,778	
April	14,459	
May	14,458	
June	14,458	

### QUALITY

	Quantity	Base Number	Contract	AT	Region	England
% of FP17s for the same patient ID Re-attending within 3 months - Children	55	695	7.9%	9.5%	11.1%	11.6%
% of FP17s for the same patient ID Re-attending within 3 months - Adults	161	1,292	12.5%	13.7%	15.3%	15.5%
% of FP17s for the same patient ID Re-attending between 3 & 9 months - Children	367	695	52.8%	61.7%	61.1%	58.8%
% of FP17s for the same patient ID Re-attending between 3 & 9 months - Adults	635	1,292	49.1%	53.1%	52.3%	51.1%
% of FP17s for Band 1 Urgent Courses	181	1,731	10.5%	8.6%	9.5%	9.0%
% of FP17s Relating to Free Repair or Replacements	8	1,731	0.5%	0.8%	0.7%	0.8%
% of FP17s Relating to Continuations	28	1,731	1.6%	1.0%	0.8%	0.9%
% of Patients satisfied with the dentistry they have received	0	0	N/A	93.0%	93.6%	93.3%
% of Patients satisfied with the time they had to wait for an appointment	0	0	N/A	90.5%	88.8%	88.9%

\* This is based on patients treated on this contract for their most recent course of treatment. Figures in italics indicate the base number of FP17s or Patient Questionnaire responses are less than 100. N/A is shown where the base number of responses is less than 10 during the period. % is calculated as Quantity/Base number\*100

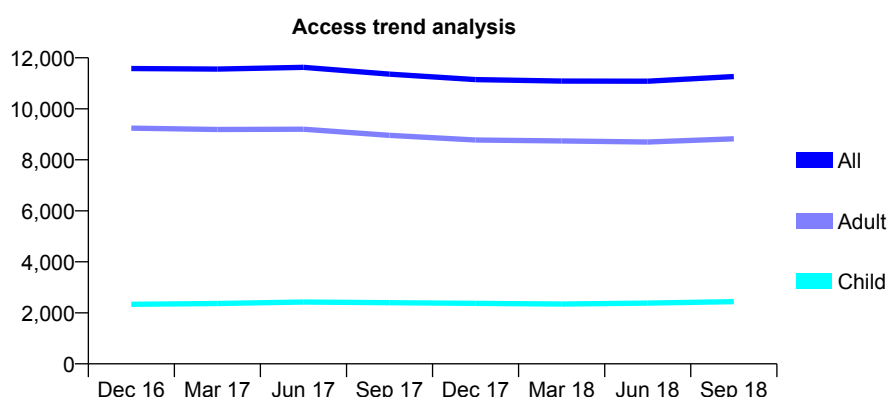
## Q65 - Vital Signs At a Glance Contract Report for 101435/0122 - September 2018

Name or company name	IDH Limited
Contract type name	GDS Contract
Purpose of contract	General
Contract start date	01/04/2009
Contract end date	

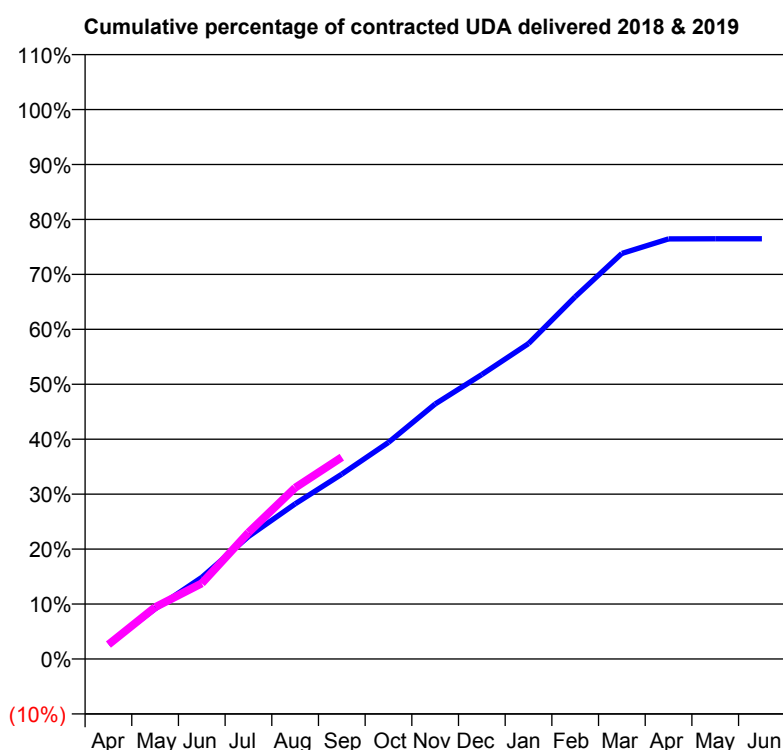
18/19 Contracted general activity (UDA)	36,500
Carry forward general activity (UDA)	0
18/19 Contracted orthodontic activity (UOA)	0
Carry forward orthodontic activity (UOA)	0
Baseline contract value	£827,978.40

### ACCESS\*

Patients seen in 24 months	Total	Change since previous quarter
Quarter ending September 2017	11,358	
Quarter ending December 2017	11,147	↓
Quarter ending March 2018	11,087	→
Quarter ending June 2018	11,080	→
Quarter ending September 2018	11,264	→
<b>Variance since September 2017</b>	<b>(0.8%)</b>	→



### ACTIVITY



Adjusted Scheduled Activity (UDA)		
Month	2018	2019
April	1,000	963
May	3,331	3,439
June	5,422	5,030
July	8,133	8,405
August	10,302	11,381
September	12,280	13,409
October	14,390	
November	16,940	
December	18,900	
January	20,953	
February	24,065	
March	26,938	
April	27,906	
May	27,910	
June	27,913	

### QUALITY

	Quantity	Base Number	Contract	AT	Region	England
% of FP17s for the same patient ID Re-attending within 3 months - Children	88	1,735	5.1%	9.5%	11.1%	11.6%
% of FP17s for the same patient ID Re-attending within 3 months - Adults	493	5,454	9.0%	13.7%	15.3%	15.5%
% of FP17s for the same patient ID Re-attending between 3 & 9 months - Children	1,015	1,735	58.5%	61.7%	61.1%	58.8%
% of FP17s for the same patient ID Re-attending between 3 & 9 months - Adults	2,830	5,454	51.9%	53.1%	52.3%	51.1%
% of FP17s for Band 1 Urgent Courses	423	6,707	6.3%	8.6%	9.5%	9.0%
% of FP17s Relating to Free Repair or Replacements	29	6,707	0.4%	0.8%	0.7%	0.8%
% of FP17s Relating to Continuations	95	6,707	1.4%	1.0%	0.8%	0.9%
% of Patients satisfied with the dentistry they have received	4	5	N/A	93.0%	93.6%	93.3%
% of Patients satisfied with the time they had to wait for an appointment	4	5	N/A	90.5%	88.8%	88.9%

\* This is based on patients treated on this contract for their most recent course of treatment. Figures in italics indicate the base number of FP17s or Patient Questionnaire responses are less than 100. N/A is shown where the base number of responses is less than 10 during the period. % is calculated as Quantity/Base number\*100

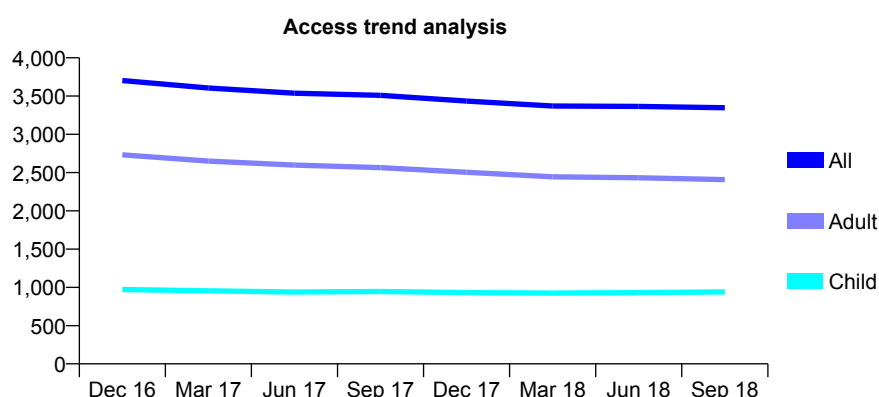
# Q65 - Vital Signs At a Glance Contract Report for 101435/0124 - September 2018

Name or company name	IDH Limited
Contract type name	GDS Contract
Purpose of contract	General
Contract start date	01/03/2010
Contract end date	

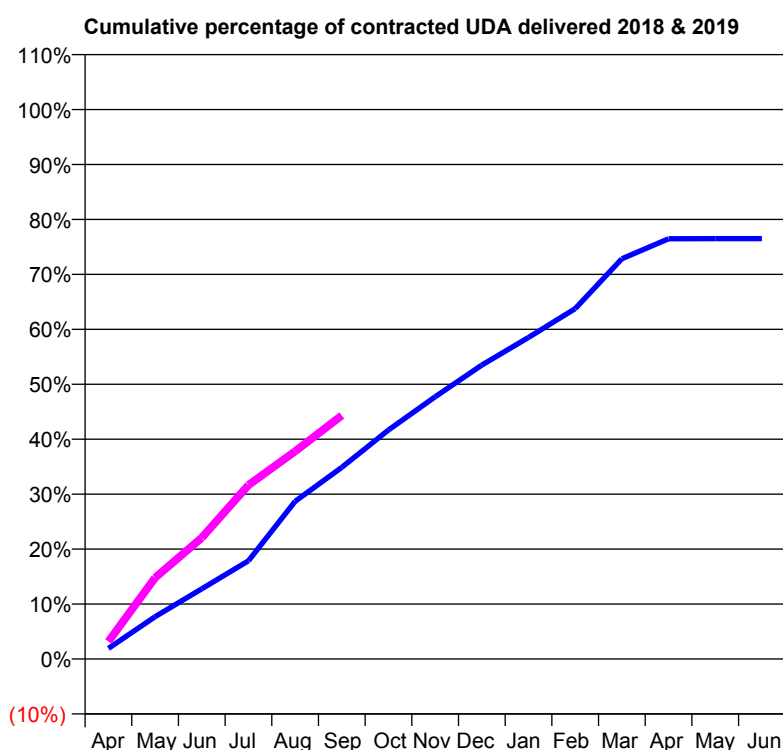
18/19 Contracted general activity (UDA)	12,116
Carry forward general activity (UDA)	0
18/19 Contracted orthodontic activity (UOA)	0
Carry forward orthodontic activity (UOA)	0
Baseline contract value	£306,293.97

## ACCESS\*

Patients seen in 24 months	Total	Change since previous quarter
Quarter ending September 2017	3,510	
Quarter ending December 2017	3,434	↓
Quarter ending March 2018	3,370	↓
Quarter ending June 2018	3,365	→
Quarter ending September 2018	3,347	→
<b>Variance since September 2017</b>	<b>(4.6%)</b>	<b>↓</b>



## ACTIVITY



Adjusted Scheduled Activity (UDA)		
Month	2018	2019
April	233	387
May	933	1,791
June	1,547	2,674
July	2,166	3,836
August	3,478	4,580
September	4,225	5,369
October	5,049	
November	5,781	
December	6,483	
January	7,091	
February	7,724	
March	8,824	
April	9,267	
May	9,268	
June	9,268	

## QUALITY

	Quantity	Base Number	Contract	AT	Region	England
% of FP17s for the same patient ID Re-attending within 3 months - Children	59	707	8.3%	9.5%	11.1%	11.6%
% of FP17s for the same patient ID Re-attending within 3 months - Adults	288	1,542	18.7%	13.7%	15.3%	15.5%
% of FP17s for the same patient ID Re-attending between 3 & 9 months - Children	358	707	50.6%	61.7%	61.1%	58.8%
% of FP17s for the same patient ID Re-attending between 3 & 9 months - Adults	605	1,542	39.2%	53.1%	52.3%	51.1%
% of FP17s for Band 1 Urgent Courses	306	2,069	14.8%	8.6%	9.5%	9.0%
% of FP17s Relating to Free Repair or Replacements	7	2,069	0.3%	0.8%	0.7%	0.8%
% of FP17s Relating to Continuations	54	2,069	2.6%	1.0%	0.8%	0.9%
% of Patients satisfied with the dentistry they have received	0	0	N/A	93.0%	93.6%	93.3%
% of Patients satisfied with the time they had to wait for an appointment	0	0	N/A	90.5%	88.8%	88.9%

\* This is based on patients treated on this contract for their most recent course of treatment. Figures in italics indicate the base number of FP17s or Patient Questionnaire responses are less than 100. N/A is shown where the base number of responses is less than 10 during the period. % is calculated as Quantity/Base number\*100

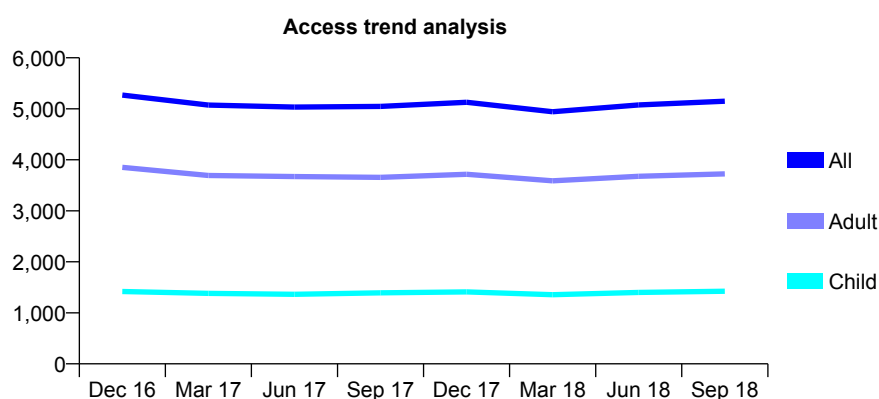
## Q65 - Vital Signs At a Glance Contract Report for 101435/0131 - September 2018

Name or company name	IDH Limited
Contract type name	GDS Contract
Purpose of contract	General
Contract start date	01/04/2010
Contract end date	

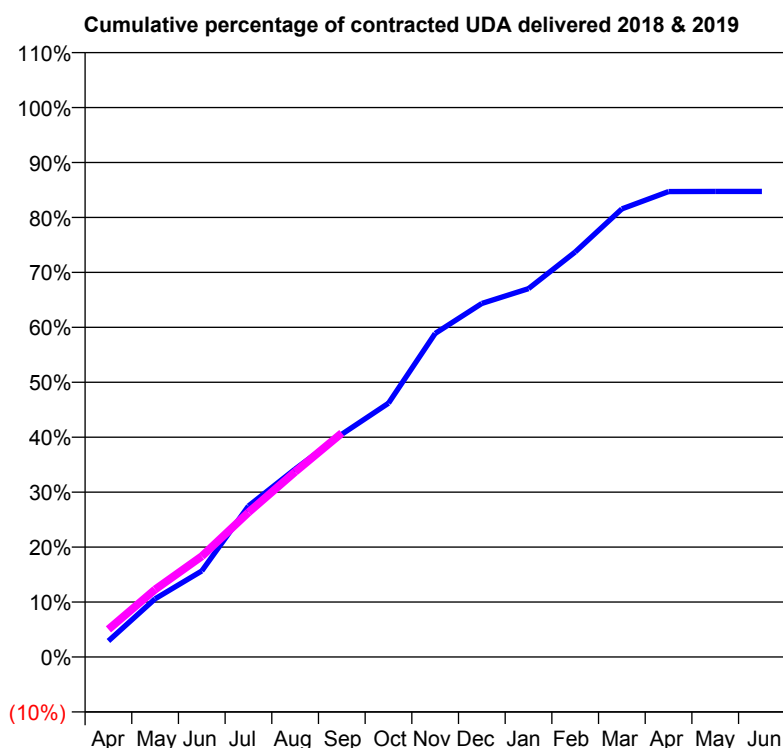
18/19 Contracted general activity (UDA)	17,467
Carry forward general activity (UDA)	0
18/19 Contracted orthodontic activity (UOA)	0
Carry forward orthodontic activity (UOA)	0
Baseline contract value	£441,510.42

### ACCESS\*

Patients seen in 24 months	Total	Change since previous quarter
Quarter ending September 2017	5,048	
Quarter ending December 2017	5,128	→
Quarter ending March 2018	4,943	↓
Quarter ending June 2018	5,077	↑
Quarter ending September 2018	5,148	→
<b>Variance since September 2017</b>	<b>2.0%</b>	<b>→</b>



### ACTIVITY



Adjusted Scheduled Activity (UDA)		
Month	2018	2019
April	510	879
May	1,850	2,149
June	2,734	3,201
July	4,802	4,596
August	5,976	5,884
September	7,079	7,117
October	8,068	
November	10,285	
December	11,239	
January	11,709	
February	12,876	
March	14,244	
April	14,796	
May	14,799	
June	14,799	

### QUALITY

	Quantity	Base Number	Contract	AT	Region	England
% of FP17s for the same patient ID Re-attending within 3 months - Children	57	956	6.0%	9.5%	11.1%	11.6%
% of FP17s for the same patient ID Re-attending within 3 months - Adults	284	2,274	12.5%	13.7%	15.3%	15.5%
% of FP17s for the same patient ID Re-attending between 3 & 9 months - Children	460	956	48.1%	61.7%	61.1%	58.8%
% of FP17s for the same patient ID Re-attending between 3 & 9 months - Adults	962	2,274	42.3%	53.1%	52.3%	51.1%
% of FP17s for Band 1 Urgent Courses	302	3,011	10.0%	8.6%	9.5%	9.0%
% of FP17s Relating to Free Repair or Replacements	23	3,011	0.8%	0.8%	0.7%	0.8%
% of FP17s Relating to Continuations	13	3,011	0.4%	1.0%	0.8%	0.9%
% of Patients satisfied with the dentistry they have received	1	1	N/A	93.0%	93.6%	93.3%
% of Patients satisfied with the time they had to wait for an appointment	1	1	N/A	90.5%	88.8%	88.9%

\* This is based on patients treated on this contract for their most recent course of treatment. Figures in italics indicate the base number of FP17s or Patient Questionnaire responses are less than 100. N/A is shown where the base number of responses is less than 10 during the period. % is calculated as Quantity/Base number\*100

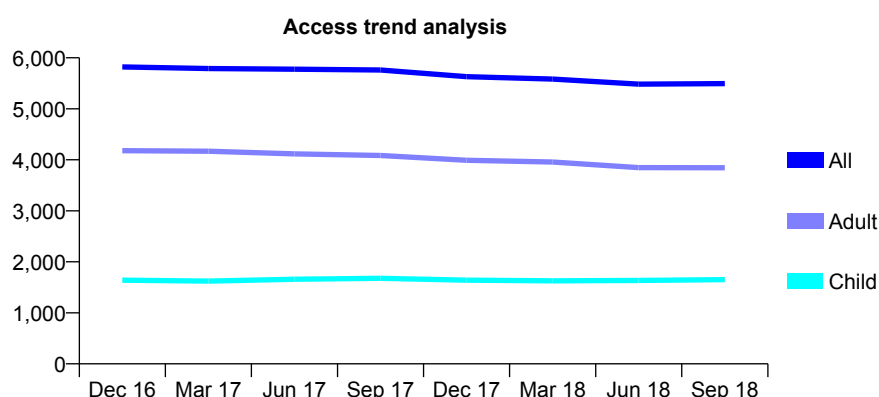
# Q65 - Vital Signs At a Glance Contract Report for 101435/0138 - September 2018

Name or company name	IDH Limited
Contract type name	GDS Contract
Purpose of contract	General
Contract start date	16/08/2010
Contract end date	

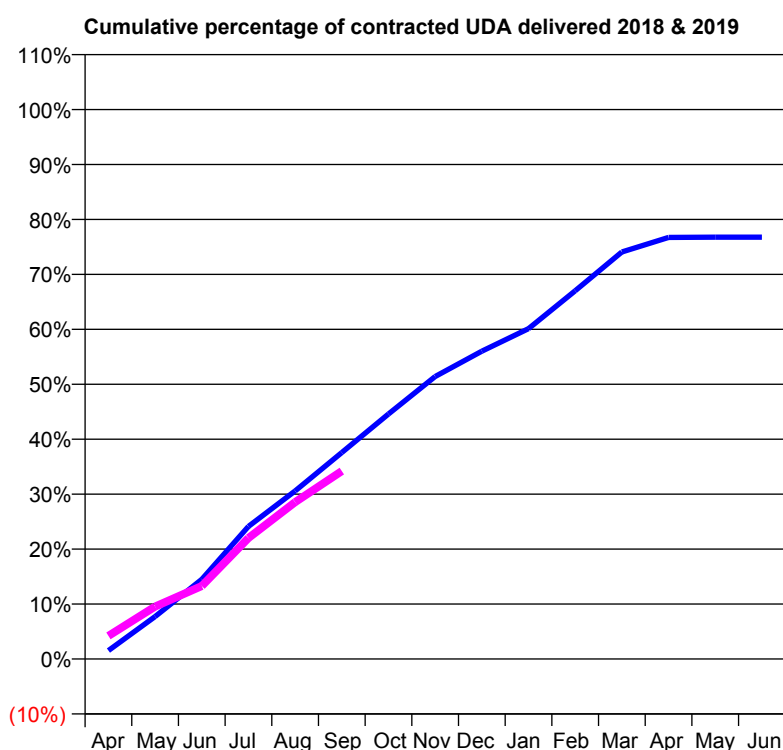
18/19 Contracted general activity (UDA)	22,590
Carry forward general activity (UDA)	0
18/19 Contracted orthodontic activity (UOA)	0
Carry forward orthodontic activity (UOA)	0
Baseline contract value	£570,037.28

## ACCESS\*

Patients seen in 24 months	Total	Change since previous quarter
Quarter ending September 2017	5,761	
Quarter ending December 2017	5,631	↓
Quarter ending March 2018	5,584	→
Quarter ending June 2018	5,484	↓
Quarter ending September 2018	5,494	→
<b>Variance since September 2017</b>	<b>(4.6%)</b>	<b>↓</b>



## ACTIVITY



Adjusted Scheduled Activity (UDA)		
Month	2018	2019
April	348	954
May	1,747	2,160
June	3,274	2,999
July	5,454	4,976
August	6,908	6,448
September	8,489	7,729
October	10,074	
November	11,611	
December	12,654	
January	13,580	
February	15,140	
March	16,734	
April	17,329	
May	17,340	
June	17,340	

## QUALITY

	Quantity	Base Number	Contract	AT	Region	England
% of FP17s for the same patient ID Re-attending within 3 months - Children	88	1,265	7.0%	9.5%	11.1%	11.6%
% of FP17s for the same patient ID Re-attending within 3 months - Adults	269	2,307	11.7%	13.7%	15.3%	15.5%
% of FP17s for the same patient ID Re-attending between 3 & 9 months - Children	803	1,265	63.5%	61.7%	61.1%	58.8%
% of FP17s for the same patient ID Re-attending between 3 & 9 months - Adults	1,269	2,307	55.0%	53.1%	52.3%	51.1%
% of FP17s for Band 1 Urgent Courses	247	3,307	7.5%	8.6%	9.5%	9.0%
% of FP17s Relating to Free Repair or Replacements	10	3,307	0.3%	0.8%	0.7%	0.8%
% of FP17s Relating to Continuations	60	3,307	1.8%	1.0%	0.8%	0.9%
% of Patients satisfied with the dentistry they have received	0	0	N/A	93.0%	93.6%	93.3%
% of Patients satisfied with the time they had to wait for an appointment	0	0	N/A	90.5%	88.8%	88.9%

\* This is based on patients treated on this contract for their most recent course of treatment. Figures in italics indicate the base number of FP17s or Patient Questionnaire responses are less than 100. N/A is shown where the base number of responses is less than 10 during the period. % is calculated as Quantity/Base number\*100



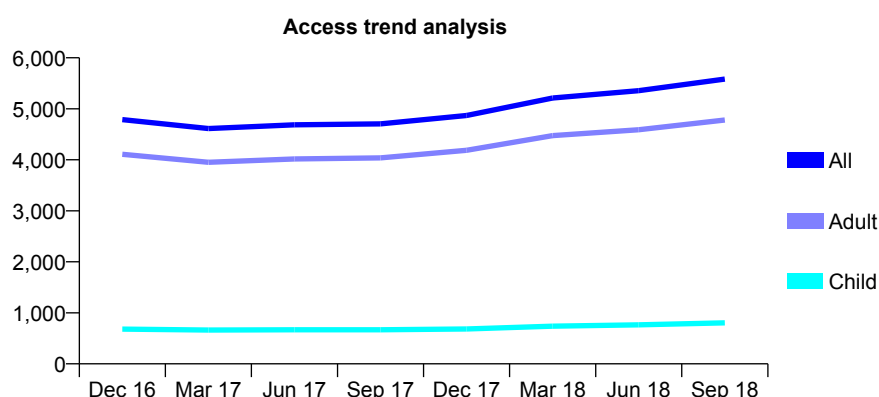
# Q65 - Vital Signs At a Glance Contract Report for 101435/0140 - September 2018

Name or company name	IDH Limited
Contract type name	GDS Contract
Purpose of contract	General
Contract start date	16/08/2010
Contract end date	

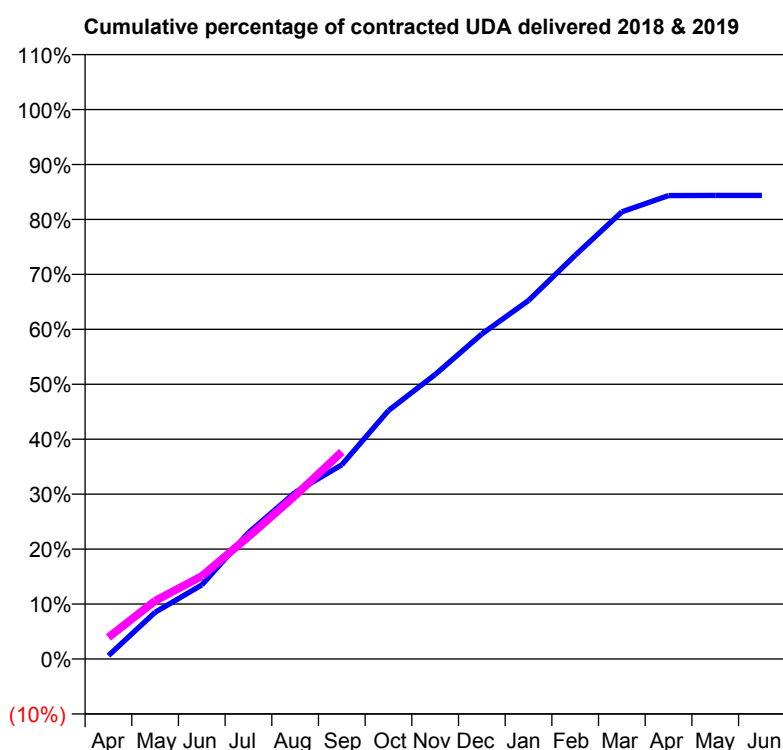
18/19 Contracted general activity (UDA)	16,000
Carry forward general activity (UDA)	0
18/19 Contracted orthodontic activity (UOA)	0
Carry forward orthodontic activity (UOA)	0
Baseline contract value	£401,177.76

## ACCESS\*

Patients seen in 24 months	Total	Change since previous quarter
Quarter ending September 2017	4,705	
Quarter ending December 2017	4,870	↑
Quarter ending March 2018	5,213	↑
Quarter ending June 2018	5,355	↑
Quarter ending September 2018	5,583	↑
<b>Variance since September 2017</b>	<b>18.7%</b>	<b>↑</b>



## ACTIVITY



Adjusted Scheduled Activity (UDA)		
Month	2018	2019
April	101	629
May	1,361	1,693
June	2,156	2,412
July	3,680	3,561
August	4,853	4,753
September	5,656	6,033
October	7,236	
November	8,285	
December	9,463	
January	10,440	
February	11,753	
March	13,022	
April	13,493	
May	13,498	
June	13,498	

## QUALITY

	Quantity	Base Number	Contract	AT	Region	England
% of FP17s for the same patient ID Re-attending within 3 months - Children	35	461	7.6%	9.5%	11.1%	11.6%
% of FP17s for the same patient ID Re-attending within 3 months - Adults	295	2,331	12.7%	13.7%	15.3%	15.5%
% of FP17s for the same patient ID Re-attending between 3 & 9 months - Children	175	461	38.0%	61.7%	61.1%	58.8%
% of FP17s for the same patient ID Re-attending between 3 & 9 months - Adults	755	2,331	32.4%	53.1%	52.3%	51.1%
% of FP17s for Band 1 Urgent Courses	232	2,573	9.0%	8.6%	9.5%	9.0%
% of FP17s Relating to Free Repair or Replacements	3	2,573	0.1%	0.8%	0.7%	0.8%
% of FP17s Relating to Continuations	56	2,573	2.2%	1.0%	0.8%	0.9%
% of Patients satisfied with the dentistry they have received	0	0	N/A	93.0%	93.6%	93.3%
% of Patients satisfied with the time they had to wait for an appointment	0	0	N/A	90.5%	88.8%	88.9%

\* This is based on patients treated on this contract for their most recent course of treatment. Figures in italics indicate the base number of FP17s or Patient Questionnaire responses are less than 100. N/A is shown where the base number of responses is less than 10 during the period. % is calculated as Quantity/Base number\*100

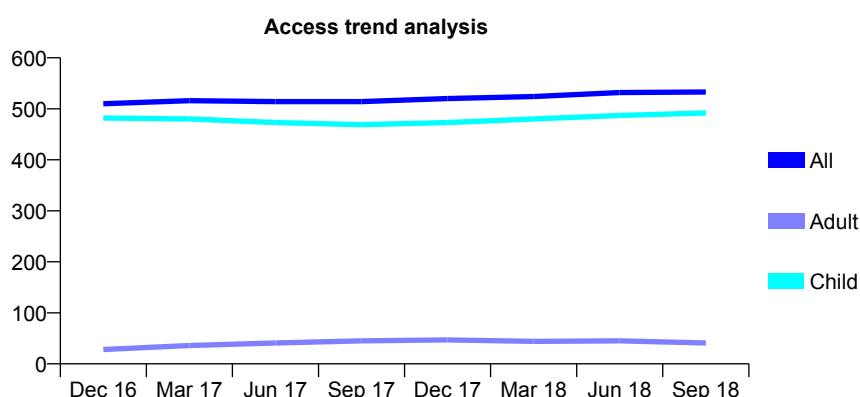
# Q65 - Vital Signs At a Glance Contract Report for 104310/0001 - September 2018

Name or company name	Henleaze Dental Practice Ltd
Contract type name	GDS Contract
Purpose of contract	General
Contract start date	01/07/2010
Contract end date	

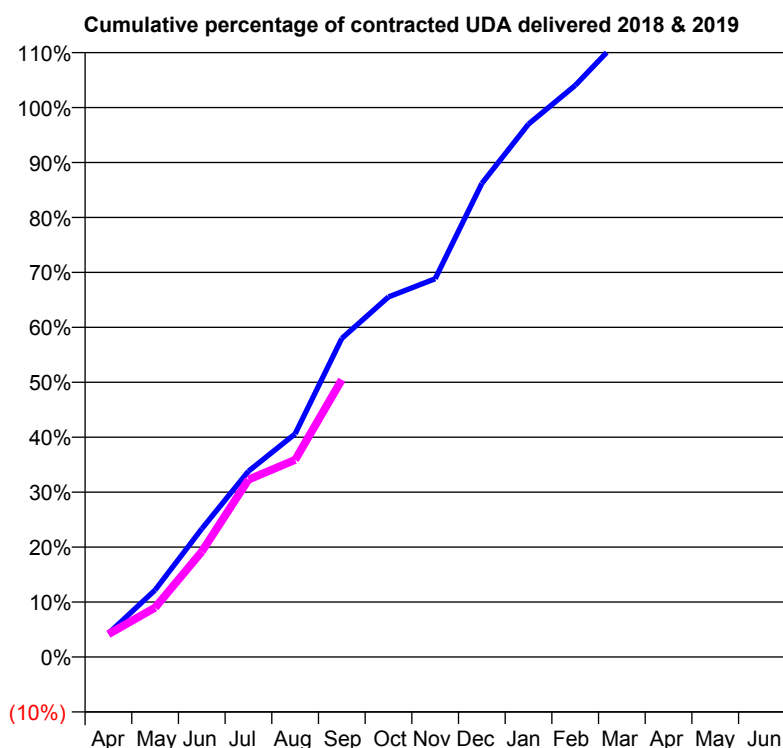
18/19 Contracted general activity (UDA)	612
Carry forward general activity (UDA)	-12
18/19 Contracted orthodontic activity (UOA)	0
Carry forward orthodontic activity (UOA)	0
Baseline contract value	£11,509.08

## ACCESS\*

Patients seen in 24 months	Total	Change since previous quarter
Quarter ending September 2017	514	
Quarter ending December 2017	520	→
Quarter ending March 2018	524	→
Quarter ending June 2018	532	→
Quarter ending September 2018	533	→
<b>Variance since September 2017</b>	<b>3.7%</b>	<b>↑</b>



## ACTIVITY



Adjusted Scheduled Activity (UDA)		
Month	2018	2019
April	26	25
May	75	55
June	143	117
July	207	198
August	249	220
September	355	309
October	401	
November	421	
December	527	
January	594	
February	637	
March	691	
April	705	
May	705	
June	705	

## QUALITY

	Quantity	Base Number	Contract	AT	Region	England
% of FP17s for the same patient ID Re-attending within 3 months - Children	13	248	5.2%	9.5%	11.1%	11.6%
% of FP17s for the same patient ID Re-attending within 3 months - Adults	0	0	N/A	13.7%	15.3%	15.5%
% of FP17s for the same patient ID Re-attending between 3 & 9 months - Children	64	248	25.8%	61.7%	61.1%	58.8%
% of FP17s for the same patient ID Re-attending between 3 & 9 months - Adults	0	0	N/A	53.1%	52.3%	51.1%
% of FP17s for Band 1 Urgent Courses	9	230	3.9%	8.6%	9.5%	9.0%
% of FP17s Relating to Free Repair or Replacements	0	230	0.0%	0.8%	0.7%	0.8%
% of FP17s Relating to Continuations	0	230	0.0%	1.0%	0.8%	0.9%
% of Patients satisfied with the dentistry they have received	0	0	N/A	93.0%	93.6%	93.3%
% of Patients satisfied with the time they had to wait for an appointment	0	0	N/A	90.5%	88.8%	88.9%

\* This is based on patients treated on this contract for their most recent course of treatment. Figures in italics indicate the base number of FP17s or Patient Questionnaire responses are less than 100. N/A is shown where the base number of responses is less than 10 during the period. % is calculated as Quantity/Base number\*100

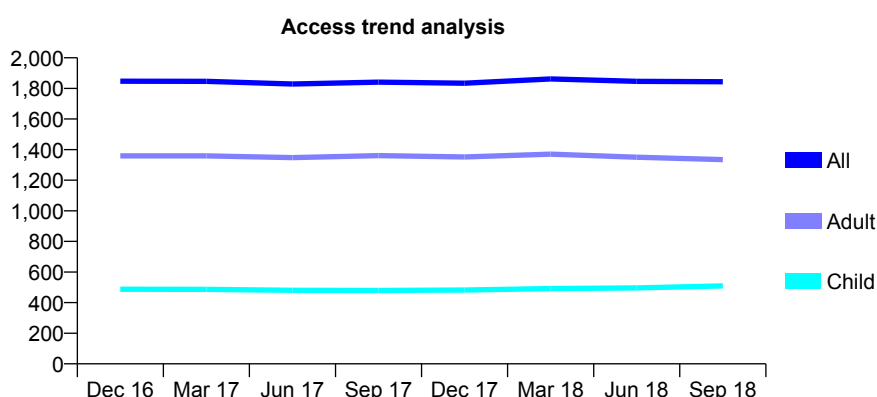
# Q65 - Vital Signs At a Glance Contract Report for 106089/0001 - September 2018

Name or company name	Church Street Dental Practice Ltd
Contract type name	GDS Contract
Purpose of contract	General and Orthodontic
Contract start date	01/04/2010
Contract end date	

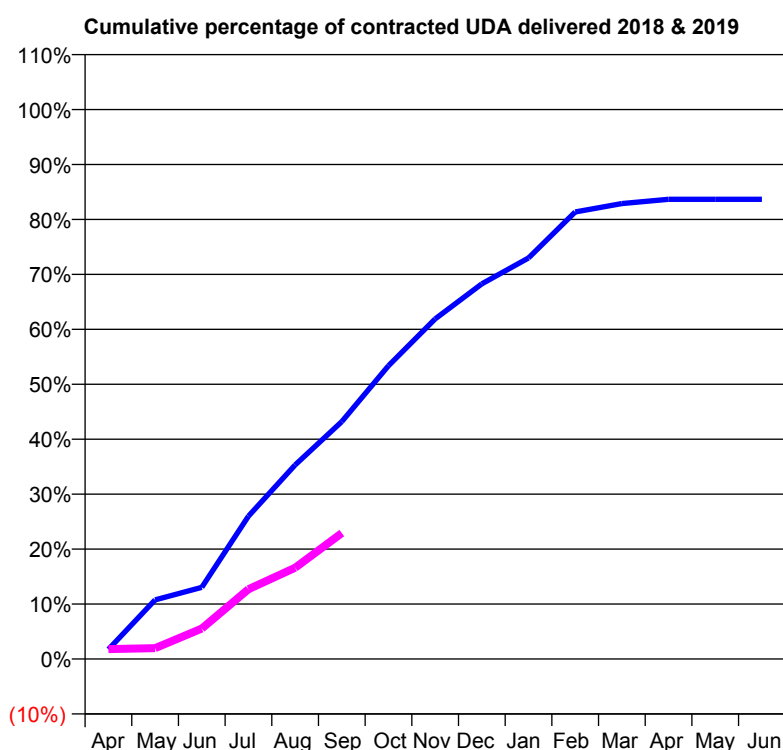
18/19 Contracted general activity (UDA)	3,250
Carry forward general activity (UDA)	0
18/19 Contracted orthodontic activity (UOA)	462
Carry forward orthodontic activity (UOA)	0
Baseline contract value	£101,364.32

## ACCESS\*

Patients seen in 24 months	Total	Change since previous quarter
Quarter ending September 2017	1,841	
Quarter ending December 2017	1,834	→
Quarter ending March 2018	1,862	→
Quarter ending June 2018	1,846	→
Quarter ending September 2018	1,844	→
<b>Variance since September 2017</b>	<b>0.2%</b>	<b>→</b>



## ACTIVITY



Adjusted Scheduled Activity (UDA)		
Month	2018	2019
April	57	59
May	350	64
June	424	180
July	845	413
August	1,148	540
September	1,404	745
October	1,734	
November	2,012	
December	2,219	
January	2,372	
February	2,644	
March	2,694	
April	2,719	
May	2,719	
June	2,719	

## QUALITY

	Quantity	Base Number	Contract	AT	Region	England
% of FP17s for the same patient ID Re-attending within 3 months - Children	32	391	8.2%	9.5%	11.1%	11.6%
% of FP17s for the same patient ID Re-attending within 3 months - Adults	88	834	10.6%	13.7%	15.3%	15.5%
% of FP17s for the same patient ID Re-attending between 3 & 9 months - Children	211	391	54.0%	61.7%	61.1%	58.8%
% of FP17s for the same patient ID Re-attending between 3 & 9 months - Adults	436	834	52.3%	53.1%	52.3%	51.1%
% of FP17s for Band 1 Urgent Courses	11	442	2.5%	8.6%	9.5%	9.0%
% of FP17s Relating to Free Repair or Replacements	2	442	0.5%	0.8%	0.7%	0.8%
% of FP17s Relating to Continuations	4	442	0.9%	1.0%	0.8%	0.9%
% of Patients satisfied with the dentistry they have received	3	3	N/A	93.0%	93.6%	93.3%
% of Patients satisfied with the time they had to wait for an appointment	3	3	N/A	90.5%	88.8%	88.9%

\* This is based on patients treated on this contract for their most recent course of treatment. Figures in italics indicate the base number of FP17s or Patient Questionnaire responses are less than 100. N/A is shown where the base number of responses is less than 10 during the period. % is calculated as Quantity/Base number\*100

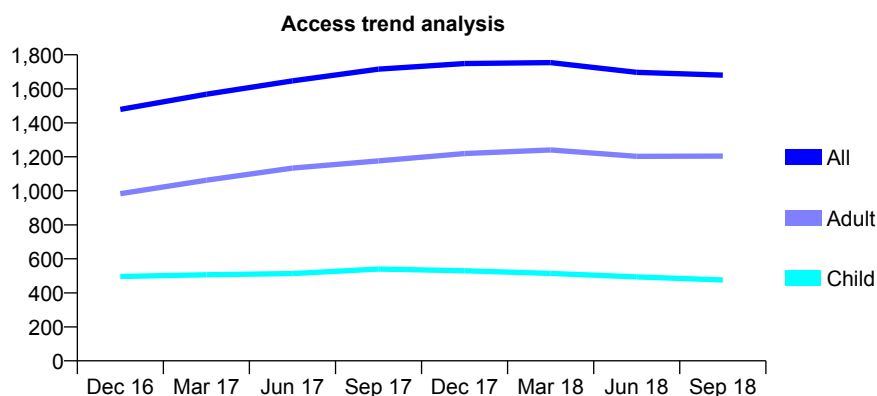
## Q65 - Vital Signs At a Glance Contract Report for 106305/0001 - September 2018

Name or company name	George Mexias and Geoffrey Worrall
Contract type name	GDS Contract
Purpose of contract	General
Contract start date	02/09/2015
Contract end date	

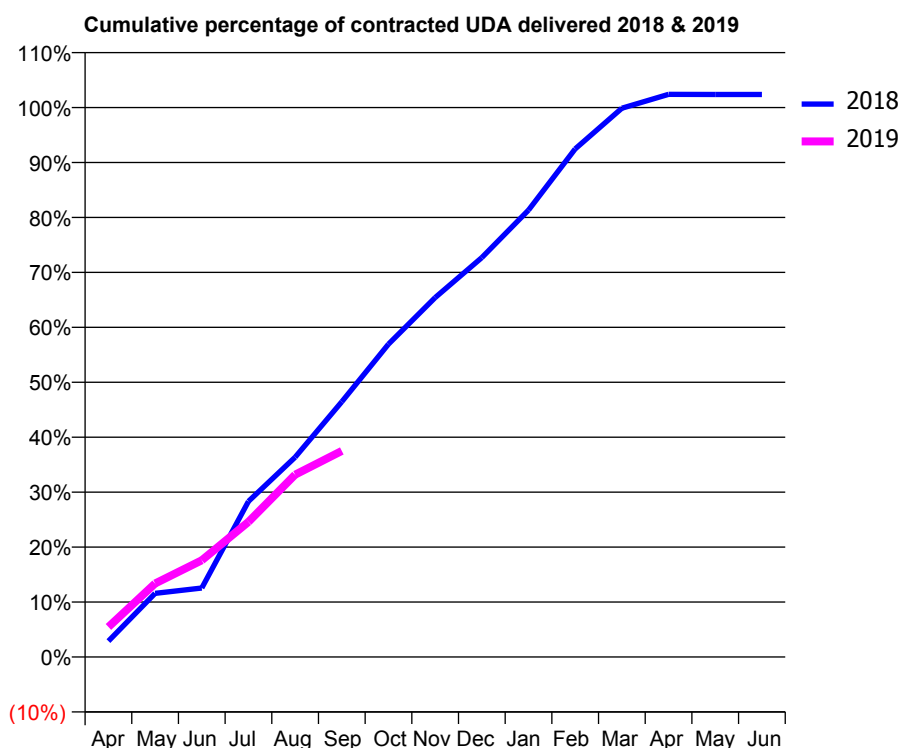
18/19 Contracted general activity (UDA)	4,603
Carry forward general activity (UDA)	-92
18/19 Contracted orthodontic activity (UOA)	0
Carry forward orthodontic activity (UOA)	0
Baseline contract value	£112,682.67

### ACCESS\*

Patients seen in 24 months	Total	Change since previous quarter
Quarter ending September 2017	1,716	
Quarter ending December 2017	1,749	→
Quarter ending March 2018	1,754	→
Quarter ending June 2018	1,697	↓
Quarter ending September 2018	1,680	↓
<b>Variance since September 2017</b>	<b>(2.1%)</b>	<b>↓</b>



### ACTIVITY



Adjusted Scheduled Activity (UDA)		
Month	2018	2019
April	134	251
May	534	616
June	578	811
July	1,304	1,132
August	1,674	1,527
September	2,139	1,726
October	2,621	
November	3,011	
December	3,346	
January	3,744	
February	4,257	
March	4,597	
April	4,714	
May	4,713	
June	4,713	

### QUALITY

	Quantity	Base Number	Contract	AT	Region	England
% of FP17s for the same patient ID Re-attending within 3 months - Children	30	328	9.1%	9.5%	11.1%	11.6%
% of FP17s for the same patient ID Re-attending within 3 months - Adults	114	690	16.5%	13.7%	15.3%	15.5%
% of FP17s for the same patient ID Re-attending between 3 & 9 months - Children	203	328	61.9%	61.7%	61.1%	58.8%
% of FP17s for the same patient ID Re-attending between 3 & 9 months - Adults	403	690	58.4%	53.1%	52.3%	51.1%
% of FP17s for Band 1 Urgent Courses	64	976	6.6%	8.6%	9.5%	9.0%
% of FP17s Relating to Free Repair or Replacements	6	976	0.6%	0.8%	0.7%	0.8%
% of FP17s Relating to Continuations	1	976	0.1%	1.0%	0.8%	0.9%
% of Patients satisfied with the dentistry they have received	0	0	N/A	93.0%	93.6%	93.3%
% of Patients satisfied with the time they had to wait for an appointment	0	0	N/A	90.5%	88.8%	88.9%

\* This is based on patients treated on this contract for their most recent course of treatment. Figures in italics indicate the base number of FP17s or Patient Questionnaire responses are less than 100. N/A is shown where the base number of responses is less than 10 during the period. % is calculated as Quantity/Base number\*100

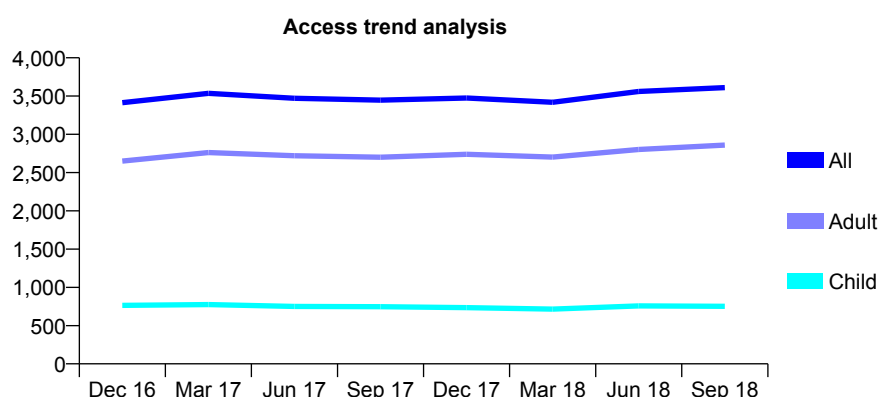
# Q65 - Vital Signs At a Glance Contract Report for 107034/0003 - September 2018

Name or company name	TDK Dental Limited
Contract type name	GDS Contract
Purpose of contract	General
Contract start date	01/09/2008
Contract end date	

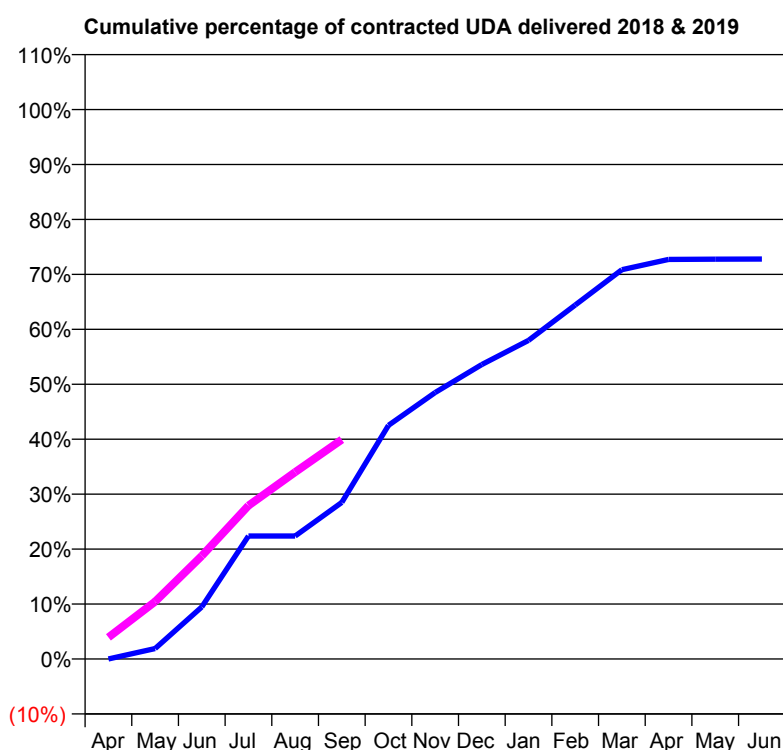
18/19 Contracted general activity (UDA)	13,778
Carry forward general activity (UDA)	0
18/19 Contracted orthodontic activity (UOA)	0
Carry forward orthodontic activity (UOA)	0
Baseline contract value	£347,819.72

## ACCESS\*

Patients seen in 24 months	Total	Change since previous quarter
Quarter ending September 2017	3,446	
Quarter ending December 2017	3,474	→
Quarter ending March 2018	3,419	↓
Quarter ending June 2018	3,560	↑
Quarter ending September 2018	3,611	→
<b>Variance since September 2017</b>	<b>4.8%</b>	<b>↑</b>



## ACTIVITY



Adjusted Scheduled Activity (UDA)		
Month	2018	2019
April	0	544
May	262	1,438
June	1,304	2,586
July	3,085	3,846
August	3,085	4,687
September	3,928	5,500
October	5,860	
November	6,683	
December	7,384	
January	7,991	
February	8,875	
March	9,761	
April	10,018	
May	10,026	
June	10,029	

## QUALITY

	Quantity	Base Number	Contract	AT	Region	England
% of FP17s for the same patient ID Re-attending within 3 months - Children	53	608	8.7%	9.5%	11.1%	11.6%
% of FP17s for the same patient ID Re-attending within 3 months - Adults	371	2,295	16.2%	13.7%	15.3%	15.5%
% of FP17s for the same patient ID Re-attending between 3 & 9 months - Children	305	608	50.2%	61.7%	61.1%	58.8%
% of FP17s for the same patient ID Re-attending between 3 & 9 months - Adults	1,228	2,295	53.5%	53.1%	52.3%	51.1%
% of FP17s for Band 1 Urgent Courses	201	2,751	7.3%	8.6%	9.5%	9.0%
% of FP17s Relating to Free Repair or Replacements	8	2,751	0.3%	0.8%	0.7%	0.8%
% of FP17s Relating to Continuations	18	2,751	0.7%	1.0%	0.8%	0.9%
% of Patients satisfied with the dentistry they have received	4	4	N/A	93.0%	93.6%	93.3%
% of Patients satisfied with the time they had to wait for an appointment	4	4	N/A	90.5%	88.8%	88.9%

\* This is based on patients treated on this contract for their most recent course of treatment. Figures in italics indicate the base number of FP17s or Patient Questionnaire responses are less than 100. N/A is shown where the base number of responses is less than 10 during the period. % is calculated as Quantity/Base number\*100

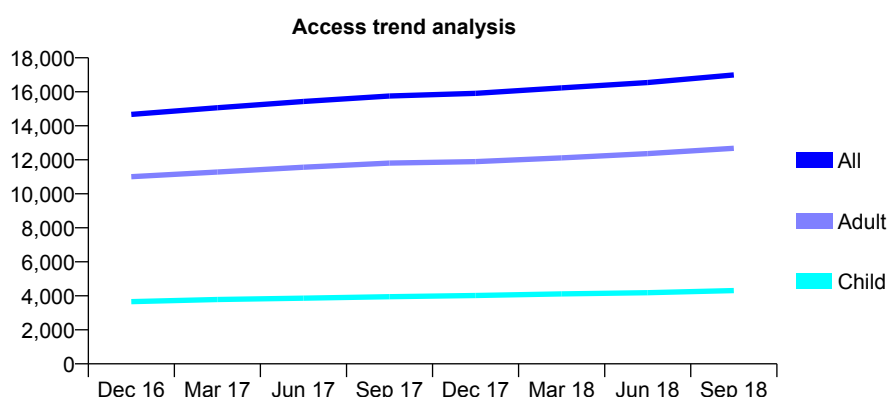
# Q65 - Vital Signs At a Glance Contract Report for 107263/0001 - September 2018

Name or company name	Smile Line (UK) Ltd
Contract type name	GDS Contract
Purpose of contract	General
Contract start date	01/06/2014
Contract end date	

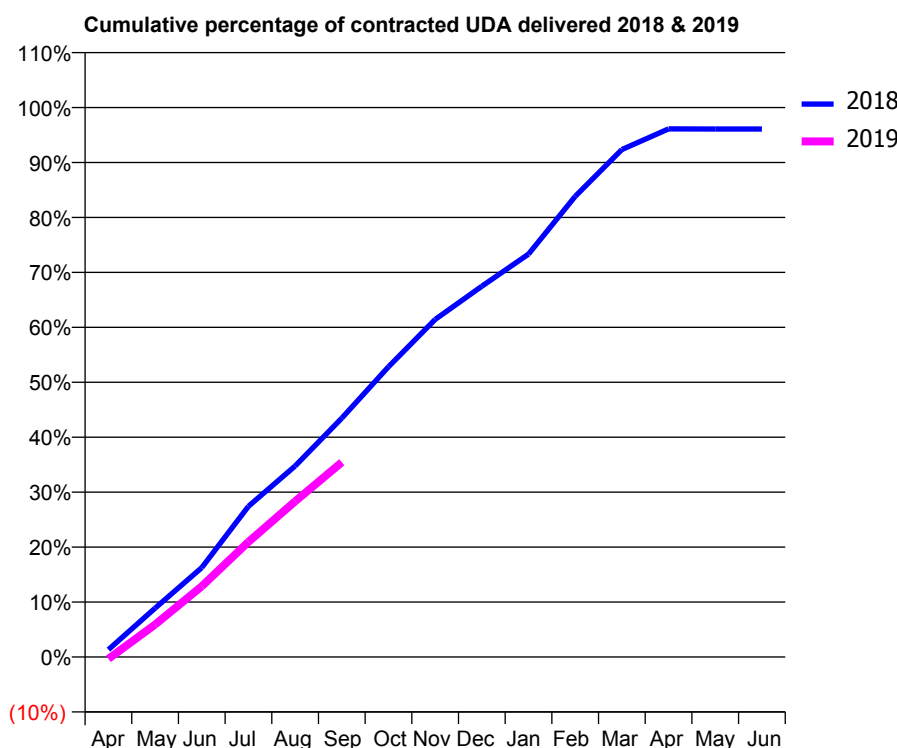
18/19 Contracted general activity (UDA)	54,160
Carry forward general activity (UDA)	2,123
18/19 Contracted orthodontic activity (UOA)	0
Carry forward orthodontic activity (UOA)	0
Baseline contract value	£1,440,831.64

## ACCESS\*

Patients seen in 24 months	Total	Change since previous quarter
Quarter ending September 2017	15,754	
Quarter ending December 2017	15,909	→
Quarter ending March 2018	16,231	↑
Quarter ending June 2018	16,546	→
Quarter ending September 2018	16,989	↑
<b>Variance since September 2017</b>	<b>7.8%</b>	<b>↑</b>



## ACTIVITY



Adjusted Scheduled Activity (UDA)		
Month	2018	2019
April	726	-191
May	4,819	3,201
June	8,814	6,971
July	14,862	11,349
August	18,822	15,348
September	23,548	19,200
October	28,610	
November	33,266	
December	36,544	
January	39,712	
February	45,407	
March	50,019	
April	52,051	
May	52,038	
June	52,037	

## QUALITY

	Quantity	Base Number	Contract	AT	Region	England
% of FP17s for the same patient ID Re-attending within 3 months - Children	182	3,085	5.9%	9.5%	11.1%	11.6%
% of FP17s for the same patient ID Re-attending within 3 months - Adults	924	7,764	11.9%	13.7%	15.3%	15.5%
% of FP17s for the same patient ID Re-attending between 3 & 9 months - Children	1,898	3,085	61.5%	61.7%	61.1%	58.8%
% of FP17s for the same patient ID Re-attending between 3 & 9 months - Adults	4,055	7,764	52.2%	53.1%	52.3%	51.1%
% of FP17s for Band 1 Urgent Courses	1,153	9,968	11.6%	8.6%	9.5%	9.0%
% of FP17s Relating to Free Repair or Replacements	30	9,968	0.3%	0.8%	0.7%	0.8%
% of FP17s Relating to Continuations	17	9,968	0.2%	1.0%	0.8%	0.9%
% of Patients satisfied with the dentistry they have received	6	7	N/A	93.0%	93.6%	93.3%
% of Patients satisfied with the time they had to wait for an appointment	4	7	N/A	90.5%	88.8%	88.9%

\* This is based on patients treated on this contract for their most recent course of treatment. Figures in italics indicate the base number of FP17s or Patient Questionnaire responses are less than 100. N/A is shown where the base number of responses is less than 10 during the period. % is calculated as Quantity/Base number\*100

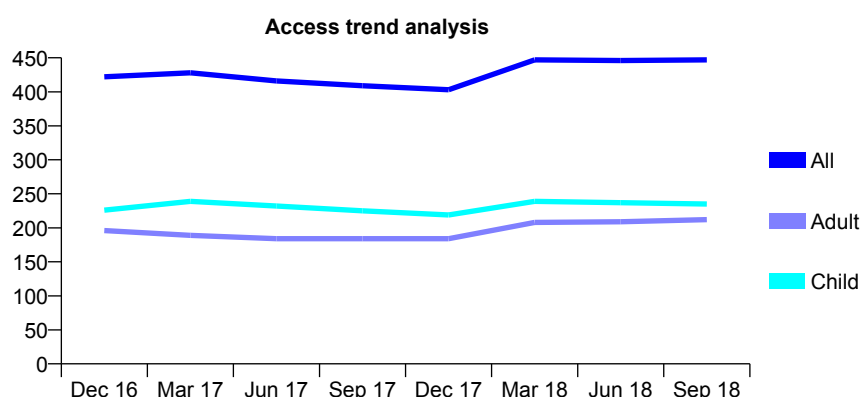
# Q65 - Vital Signs At a Glance Contract Report for 109681/0001 - September 2018

Name or company name	Backwell Dental Care Ltd
Contract type name	GDS Contract
Purpose of contract	General
Contract start date	01/06/2010
Contract end date	

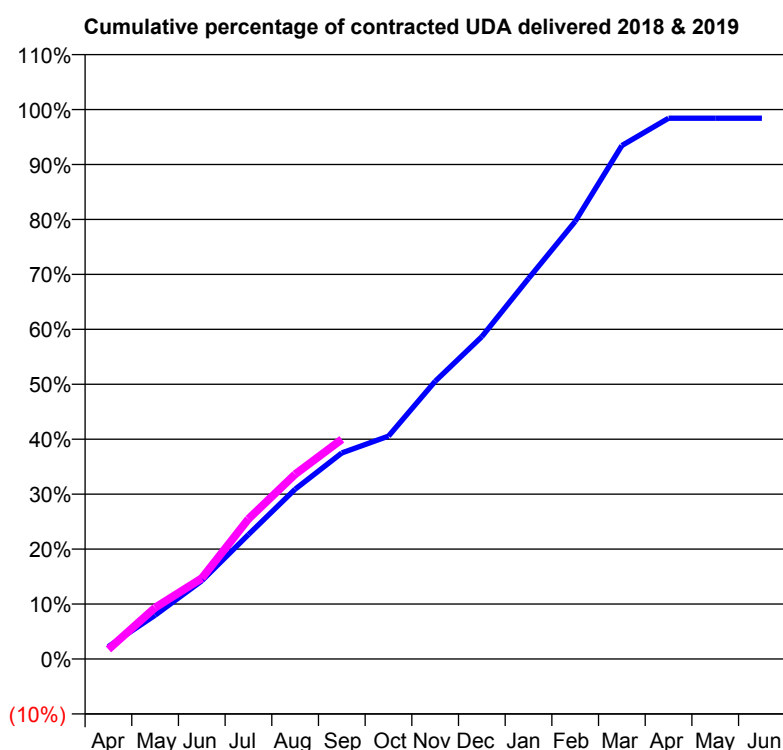
18/19 Contracted general activity (UDA)	1,205
Carry forward general activity (UDA)	19
18/19 Contracted orthodontic activity (UOA)	0
Carry forward orthodontic activity (UOA)	0
Baseline contract value	£36,097.55

## ACCESS\*

Patients seen in 24 months	Total	Change since previous quarter
Quarter ending September 2017	409	
Quarter ending December 2017	403	↓
Quarter ending March 2018	447	↑
Quarter ending June 2018	446	→
Quarter ending September 2018	447	→
<b>Variance since September 2017</b>	<b>9.3%</b>	<b>↑</b>



## ACTIVITY



Adjusted Scheduled Activity (UDA)		
Month	2018	2019
April	27	21
May	96	113
June	171	177
July	273	307
August	372	405
September	452	482
October	489	
November	609	
December	707	
January	834	
February	960	
March	1,126	
April	1,186	
May	1,186	
June	1,186	

## QUALITY

	Quantity	Base Number	Contract	AT	Region	England
% of FP17s for the same patient ID Re-attending within 3 months - Children	18	209	8.6%	9.5%	11.1%	11.6%
% of FP17s for the same patient ID Re-attending within 3 months - Adults	19	145	13.1%	13.7%	15.3%	15.5%
% of FP17s for the same patient ID Re-attending between 3 & 9 months - Children	148	209	70.8%	61.7%	61.1%	58.8%
% of FP17s for the same patient ID Re-attending between 3 & 9 months - Adults	94	145	64.8%	53.1%	52.3%	51.1%
% of FP17s for Band 1 Urgent Courses	19	321	5.9%	8.6%	9.5%	9.0%
% of FP17s Relating to Free Repair or Replacements	0	321	0.0%	0.8%	0.7%	0.8%
% of FP17s Relating to Continuations	0	321	0.0%	1.0%	0.8%	0.9%
% of Patients satisfied with the dentistry they have received	0	0	N/A	93.0%	93.6%	93.3%
% of Patients satisfied with the time they had to wait for an appointment	0	0	N/A	90.5%	88.8%	88.9%

\* This is based on patients treated on this contract for their most recent course of treatment. Figures in italics indicate the base number of FP17s or Patient Questionnaire responses are less than 100. N/A is shown where the base number of responses is less than 10 during the period. % is calculated as Quantity/Base number\*100



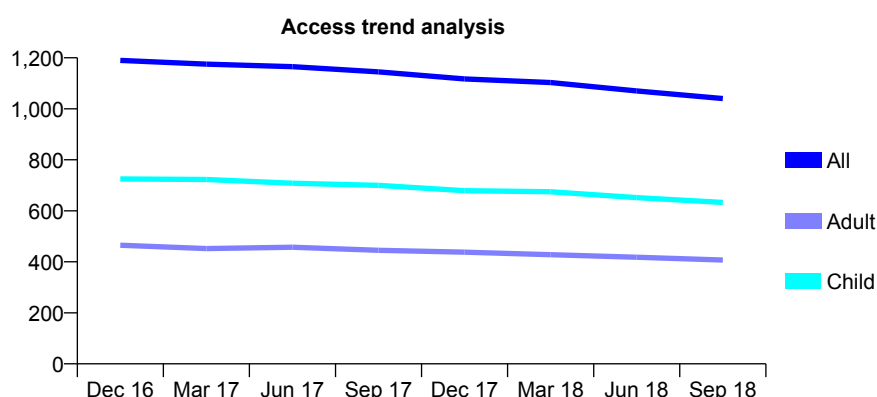
# Q65 - Vital Signs At a Glance Contract Report for 111333/0001 - September 2018

Name or company name	Connor Hichens
Contract type name	GDS Contract
Purpose of contract	General and Orthodontic
Contract start date	01/12/2012
Contract end date	

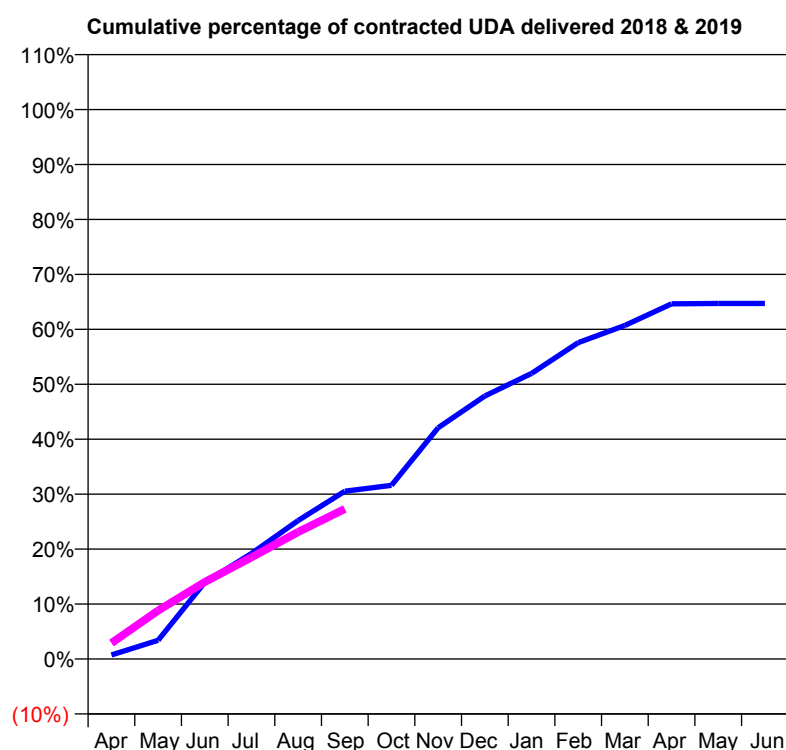
18/19 Contracted general activity (UDA)	2,700
Carry forward general activity (UDA)	0
18/19 Contracted orthodontic activity (UOA)	233
Carry forward orthodontic activity (UOA)	0
Baseline contract value	£73,982.15

## ACCESS\*

Patients seen in 24 months	Total	Change since previous quarter
Quarter ending September 2017	1,145	
Quarter ending December 2017	1,117	↓
Quarter ending March 2018	1,103	↓
Quarter ending June 2018	1,070	↓
Quarter ending September 2018	1,040	↓
<b>Variance since September 2017</b>	<b>(9.2%)</b>	<b>↓</b>



## ACTIVITY



Adjusted Scheduled Activity (UDA)		
Month	2018	2019
April	20	78
May	92	238
June	376	378
July	519	499
August	680	624
September	825	737
October	854	
November	1,136	
December	1,293	
January	1,403	
February	1,555	
March	1,639	
April	1,745	
May	1,747	
June	1,747	

## QUALITY

	Quantity	Base Number	Contract	AT	Region	England
% of FP17s for the same patient ID Re-attending within 3 months - Children	39	454	8.6%	9.5%	11.1%	11.6%
% of FP17s for the same patient ID Re-attending within 3 months - Adults	17	176	9.7%	13.7%	15.3%	15.5%
% of FP17s for the same patient ID Re-attending between 3 & 9 months - Children	247	454	54.4%	61.7%	61.1%	58.8%
% of FP17s for the same patient ID Re-attending between 3 & 9 months - Adults	81	176	46.0%	53.1%	52.3%	51.1%
% of FP17s for Band 1 Urgent Courses	27	525	5.1%	8.6%	9.5%	9.0%
% of FP17s Relating to Free Repair or Replacements	0	525	0.0%	0.8%	0.7%	0.8%
% of FP17s Relating to Continuations	2	525	0.4%	1.0%	0.8%	0.9%
% of Patients satisfied with the dentistry they have received	3	3	N/A	93.0%	93.6%	93.3%
% of Patients satisfied with the time they had to wait for an appointment	3	3	N/A	90.5%	88.8%	88.9%

\* This is based on patients treated on this contract for their most recent course of treatment. Figures in italics indicate the base number of FP17s or Patient Questionnaire responses are less than 100. N/A is shown where the base number of responses is less than 10 during the period. % is calculated as Quantity/Base number\*100

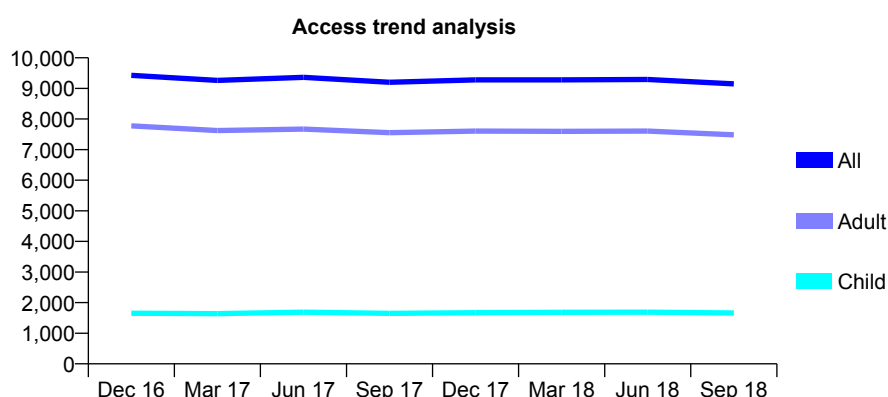
## Q65 - Vital Signs At a Glance Contract Report for 112194/0001 - September 2018

Name or company name	High Street Dental Practice
Contract type name	GDS Contract
Purpose of contract	General
Contract start date	01/04/2006
Contract end date	

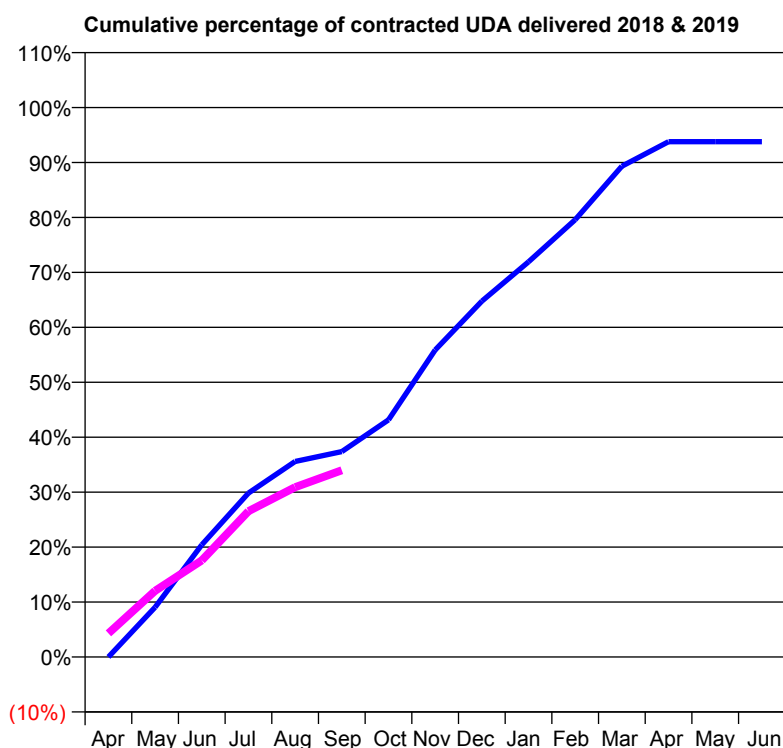
18/19 Contracted general activity (UDA)	31,000
Carry forward general activity (UDA)	0
18/19 Contracted orthodontic activity (UOA)	0
Carry forward orthodontic activity (UOA)	0
Baseline contract value	£820,159.39

### ACCESS\*

Patients seen in 24 months	Total	Change since previous quarter
Quarter ending September 2017	9,201	
Quarter ending December 2017	9,277	→
Quarter ending March 2018	9,281	→
Quarter ending June 2018	9,293	→
Quarter ending September 2018	9,149	↓
<b>Variance since September 2017</b>	<b>(0.6%)</b>	→



### ACTIVITY



Adjusted Scheduled Activity (UDA)		
Month	2018	2019
April	0	1,335
May	2,445	3,736
June	5,514	5,450
July	8,058	8,223
August	9,610	9,581
September	10,095	10,534
October	11,655	
November	15,088	
December	17,482	
January	19,417	
February	21,490	
March	24,113	
April	25,320	
May	25,321	
June	25,321	

### QUALITY

	Quantity	Base Number	Contract	AT	Region	England
% of FP17s for the same patient ID Re-attending within 3 months - Children	72	1,134	6.3%	9.5%	11.1%	11.6%
% of FP17s for the same patient ID Re-attending within 3 months - Adults	716	4,078	17.6%	13.7%	15.3%	15.5%
% of FP17s for the same patient ID Re-attending between 3 & 9 months - Children	673	1,134	59.3%	61.7%	61.1%	58.8%
% of FP17s for the same patient ID Re-attending between 3 & 9 months - Adults	1,337	4,078	32.8%	53.1%	52.3%	51.1%
% of FP17s for Band 1 Urgent Courses	396	4,731	8.4%	8.6%	9.5%	9.0%
% of FP17s Relating to Free Repair or Replacements	56	4,731	1.2%	0.8%	0.7%	0.8%
% of FP17s Relating to Continuations	200	4,731	4.2%	1.0%	0.8%	0.9%
% of Patients satisfied with the dentistry they have received	13	13	100.0%	93.0%	93.6%	93.3%
% of Patients satisfied with the time they had to wait for an appointment	11	13	84.6%	90.5%	88.8%	88.9%

\* This is based on patients treated on this contract for their most recent course of treatment. Figures in italics indicate the base number of FP17s or Patient Questionnaire responses are less than 100. N/A is shown where the base number of responses is less than 10 during the period. % is calculated as Quantity/Base number\*100

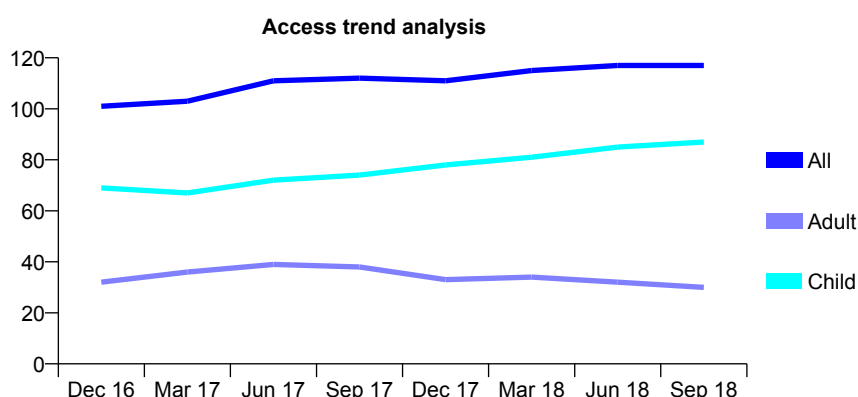
# Q65 - Vital Signs At a Glance Contract Report for 114669/0001 - September 2018

Name or company name	MR MI STEWART
Contract type name	GDS Contract
Purpose of contract	General
Contract start date	01/09/2015
Contract end date	

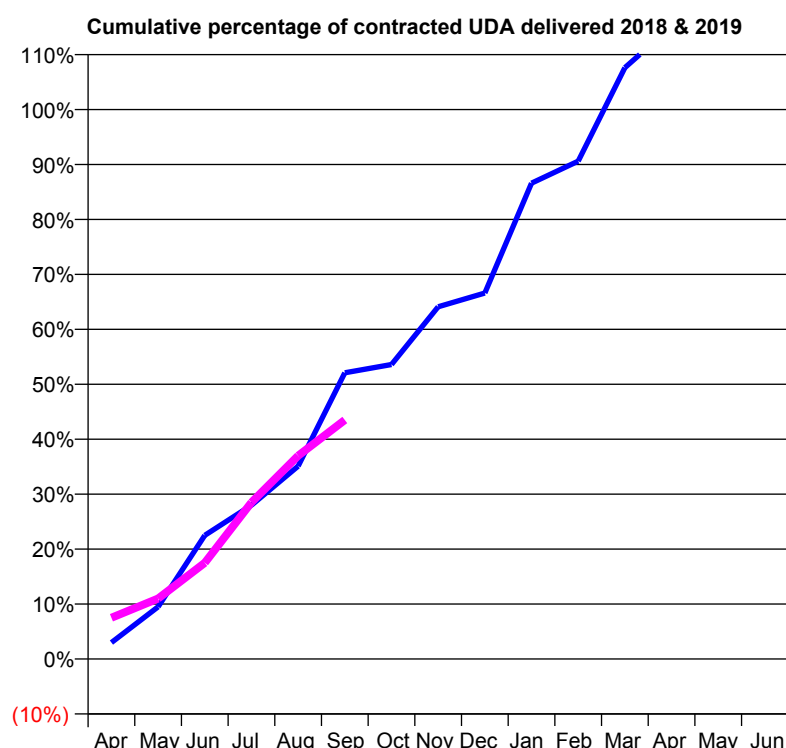
18/19 Contracted general activity (UDA)	200
Carry forward general activity (UDA)	-4
18/19 Contracted orthodontic activity (UOA)	0
Carry forward orthodontic activity (UOA)	0
Baseline contract value	£4,255.36

## ACCESS\*

Patients seen in 24 months	Total	Change since previous quarter
Quarter ending September 2017	112	
Quarter ending December 2017	111	→
Quarter ending March 2018	115	↑
Quarter ending June 2018	117	→
Quarter ending September 2018	117	→
<b>Variance since September 2017</b>	<b>4.5%</b>	<b>↑</b>



## ACTIVITY



Adjusted Scheduled Activity (UDA)		
Month	2018	2019
April	6	15
May	19	22
June	45	35
July	56	57
August	70	74
September	104	87
October	107	
November	128	
December	133	
January	173	
February	181	
March	215	
April	230	
May	234	
June	234	

## QUALITY

	Quantity	Base Number	Contract	AT	Region	England
% of FP17s for the same patient ID Re-attending within 3 months - Children	1	64	1.6%	9.5%	11.1%	11.6%
% of FP17s for the same patient ID Re-attending within 3 months - Adults	2	13	15.4%	13.7%	15.3%	15.5%
% of FP17s for the same patient ID Re-attending between 3 & 9 months - Children	47	64	73.4%	61.7%	61.1%	58.8%
% of FP17s for the same patient ID Re-attending between 3 & 9 months - Adults	7	13	53.8%	53.1%	52.3%	51.1%
% of FP17s for Band 1 Urgent Courses	0	63	0.0%	8.6%	9.5%	9.0%
% of FP17s Relating to Free Repair or Replacements	0	63	0.0%	0.8%	0.7%	0.8%
% of FP17s Relating to Continuations	0	63	0.0%	1.0%	0.8%	0.9%
% of Patients satisfied with the dentistry they have received	0	0	N/A	93.0%	93.6%	93.3%
% of Patients satisfied with the time they had to wait for an appointment	0	0	N/A	90.5%	88.8%	88.9%

\* This is based on patients treated on this contract for their most recent course of treatment. Figures in italics indicate the base number of FP17s or Patient Questionnaire responses are less than 100. N/A is shown where the base number of responses is less than 10 during the period. % is calculated as Quantity/Base number\*100

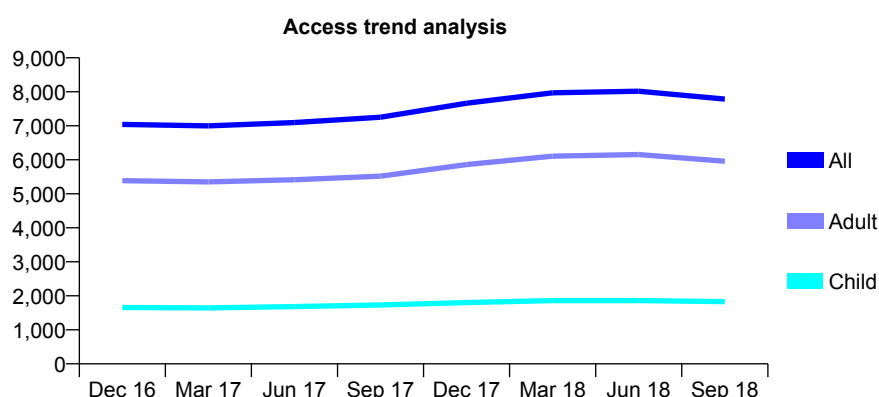
# Q65 - Vital Signs At a Glance Contract Report for 115371/0001 - September 2018

Name or company name	Bahram Ltd.
Contract type name	GDS Contract
Purpose of contract	General
Contract start date	01/11/2008
Contract end date	

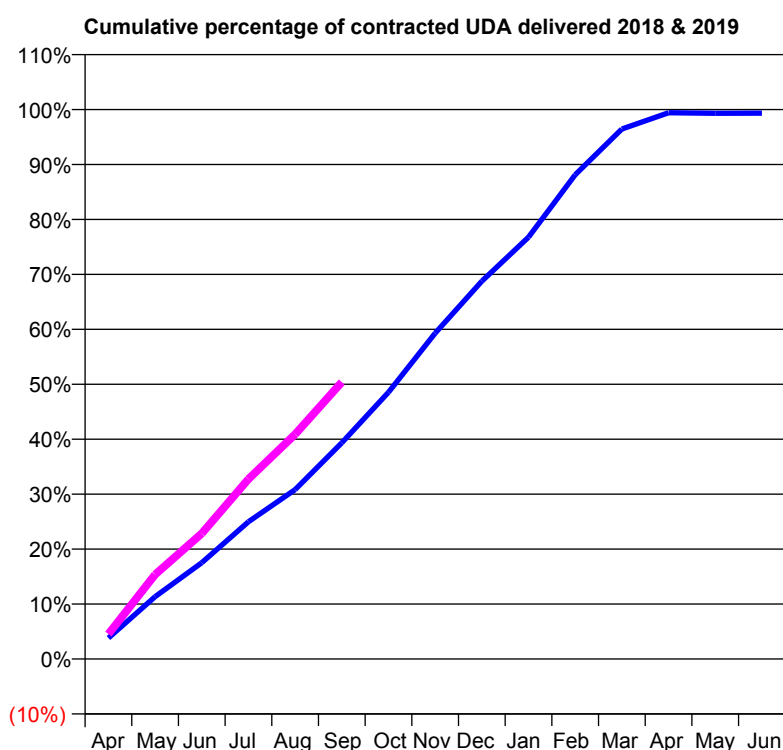
18/19 Contracted general activity (UDA)	21,238
Carry forward general activity (UDA)	141
18/19 Contracted orthodontic activity (UOA)	0
Carry forward orthodontic activity (UOA)	0
Baseline contract value	£539,265.31

## ACCESS\*

Patients seen in 24 months	Total	Change since previous quarter
Quarter ending September 2017	7,251	
Quarter ending December 2017	7,663	↑
Quarter ending March 2018	7,971	↑
Quarter ending June 2018	8,016	→
Quarter ending September 2018	7,785	↓
<b>Variance since September 2017</b>	<b>7.4%</b>	<b>↑</b>



## ACTIVITY



Adjusted Scheduled Activity (UDA)		
Month	2018	2019
April	812	965
May	2,411	3,265
June	3,724	4,851
July	5,305	6,953
August	6,548	8,687
September	8,358	10,702
October	10,311	
November	12,593	
December	14,605	
January	16,304	
February	18,715	
March	20,482	
April	21,115	
May	21,093	
June	21,097	

## QUALITY

	Quantity	Base Number	Contract	AT	Region	England
% of FP17s for the same patient ID Re-attending within 3 months - Children	129	1,649	7.8%	9.5%	11.1%	11.6%
% of FP17s for the same patient ID Re-attending within 3 months - Adults	582	4,606	12.6%	13.7%	15.3%	15.5%
% of FP17s for the same patient ID Re-attending between 3 & 9 months - Children	1,178	1,649	71.4%	61.7%	61.1%	58.8%
% of FP17s for the same patient ID Re-attending between 3 & 9 months - Adults	3,089	4,606	67.1%	53.1%	52.3%	51.1%
% of FP17s for Band 1 Urgent Courses	510	6,023	8.5%	8.6%	9.5%	9.0%
% of FP17s Relating to Free Repair or Replacements	40	6,023	0.7%	0.8%	0.7%	0.8%
% of FP17s Relating to Continuations	44	6,023	0.7%	1.0%	0.8%	0.9%
% of Patients satisfied with the dentistry they have received	8	8	N/A	93.0%	93.6%	93.3%
% of Patients satisfied with the time they had to wait for an appointment	7	8	N/A	90.5%	88.8%	88.9%

\* This is based on patients treated on this contract for their most recent course of treatment. Figures in italics indicate the base number of FP17s or Patient Questionnaire responses are less than 100. N/A is shown where the base number of responses is less than 10 during the period. % is calculated as Quantity/Base number\*100

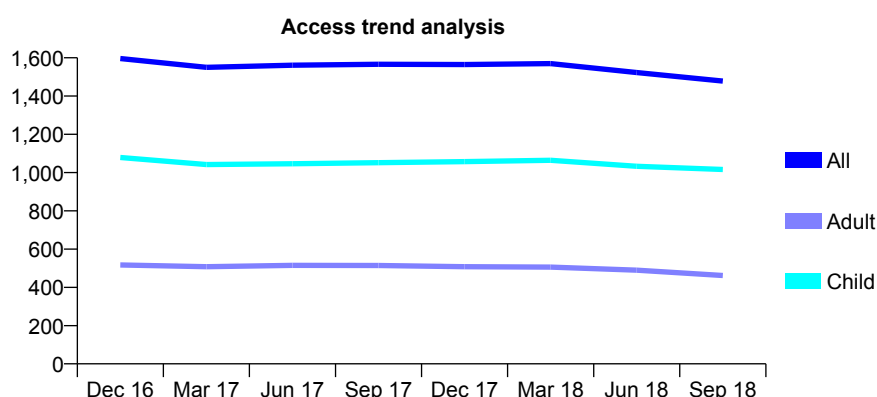
# Q65 - Vital Signs At a Glance Contract Report for 115827/0001 - September 2018

Name or company name	College Street Dental Practice
Contract type name	GDS Contract
Purpose of contract	General
Contract start date	28/07/2014
Contract end date	

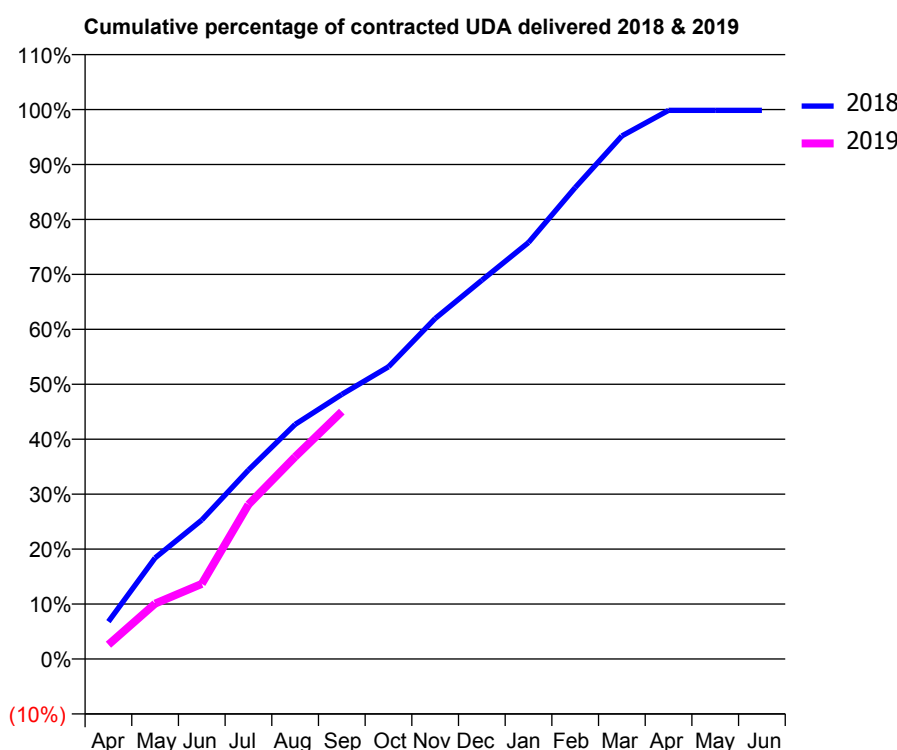
18/19 Contracted general activity (UDA)	4,000
Carry forward general activity (UDA)	6
18/19 Contracted orthodontic activity (UOA)	0
Carry forward orthodontic activity (UOA)	0
Baseline contract value	£98,970.03

## ACCESS\*

Patients seen in 24 months	Total	Change since previous quarter
Quarter ending September 2017	1,566	
Quarter ending December 2017	1,565	→
Quarter ending March 2018	1,570	→
Quarter ending June 2018	1,523	↓
Quarter ending September 2018	1,478	↓
<b>Variance since September 2017</b>	<b>(5.6%)</b>	<b>↓</b>



## ACTIVITY



Adjusted Scheduled Activity (UDA)		
Month	2018	2019
April	272	105
May	737	403
June	1,012	547
July	1,376	1,125
August	1,708	1,472
September	1,926	1,801
October	2,127	
November	2,479	
December	2,757	
January	3,032	
February	3,432	
March	3,807	
April	3,994	
May	3,994	
June	3,994	

## QUALITY

	Quantity	Base Number	Contract	AT	Region	England
% of FP17s for the same patient ID Re-attending within 3 months - Children	76	911	8.3%	9.5%	11.1%	11.6%
% of FP17s for the same patient ID Re-attending within 3 months - Adults	100	320	31.3%	13.7%	15.3%	15.5%
% of FP17s for the same patient ID Re-attending between 3 & 9 months - Children	643	911	70.6%	61.7%	61.1%	58.8%
% of FP17s for the same patient ID Re-attending between 3 & 9 months - Adults	149	320	46.6%	53.1%	52.3%	51.1%
% of FP17s for Band 1 Urgent Courses	118	1,132	10.4%	8.6%	9.5%	9.0%
% of FP17s Relating to Free Repair or Replacements	1	1,132	0.1%	0.8%	0.7%	0.8%
% of FP17s Relating to Continuations	0	1,132	0.0%	1.0%	0.8%	0.9%
% of Patients satisfied with the dentistry they have received	0	0	N/A	93.0%	93.6%	93.3%
% of Patients satisfied with the time they had to wait for an appointment	0	0	N/A	90.5%	88.8%	88.9%

\* This is based on patients treated on this contract for their most recent course of treatment. Figures in italics indicate the base number of FP17s or Patient Questionnaire responses are less than 100. N/A is shown where the base number of responses is less than 10 during the period. % is calculated as Quantity/Base number\*100

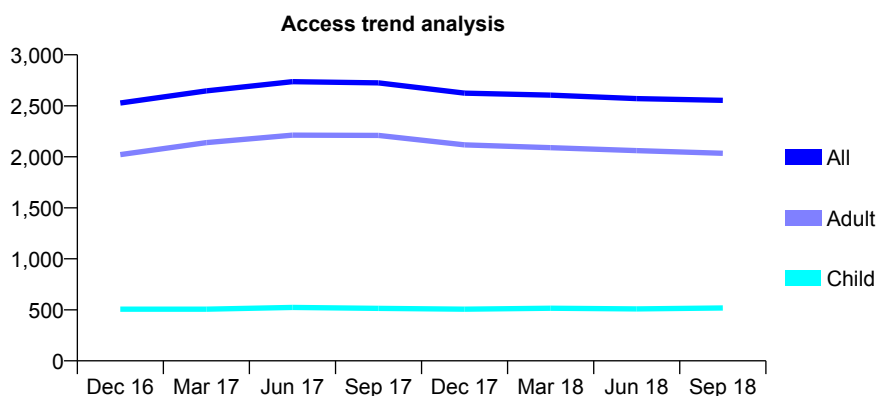
## Q65 - Vital Signs At a Glance Contract Report for 116424/0001 - September 2018

Name or company name	White Dental Partnership
Contract type name	GDS Contract
Purpose of contract	General
Contract start date	01/09/2015
Contract end date	

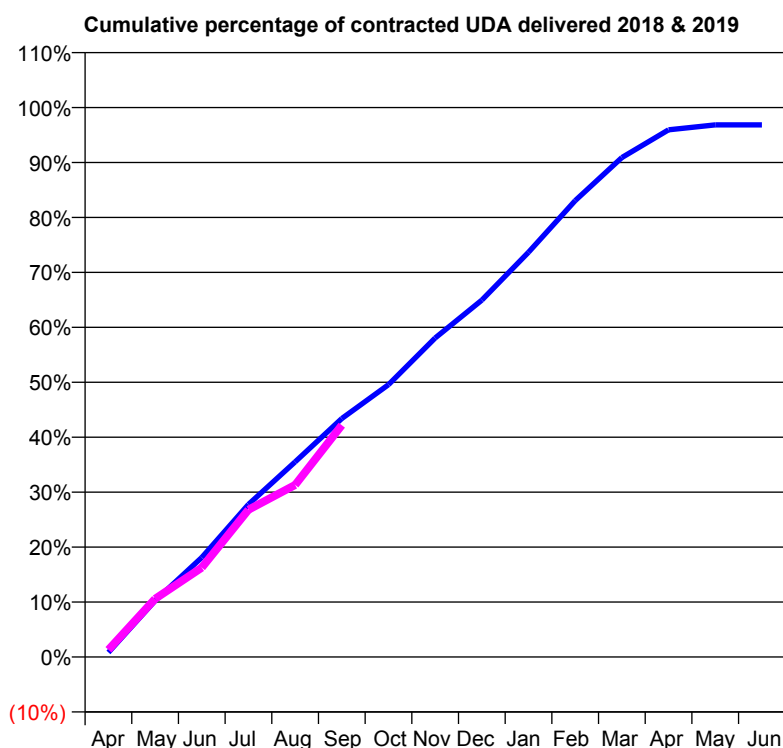
18/19 Contracted general activity (UDA)	7,059
Carry forward general activity (UDA)	223
18/19 Contracted orthodontic activity (UOA)	0
Carry forward orthodontic activity (UOA)	0
Baseline contract value	£152,912.66

### ACCESS\*

Patients seen in 24 months	Total	Change since previous quarter
Quarter ending September 2017	2,725	
Quarter ending December 2017	2,624	↓
Quarter ending March 2018	2,605	→
Quarter ending June 2018	2,570	↓
Quarter ending September 2018	2,553	→
<b>Variance since September 2017</b>	<b>(6.3%)</b>	<b>↓</b>



### ACTIVITY



Adjusted Scheduled Activity (UDA)		
Month	2018	2019
April	59	93
May	724	748
June	1,278	1,149
July	1,961	1,891
August	2,507	2,210
September	3,064	2,978
October	3,498	
November	4,098	
December	4,584	
January	5,200	
February	5,863	
March	6,416	
April	6,773	
May	6,836	
June	6,836	

### QUALITY

	Quantity	Base Number	Contract	AT	Region	England
% of FP17s for the same patient ID Re-attending within 3 months - Children	39	454	8.6%	9.5%	11.1%	11.6%
% of FP17s for the same patient ID Re-attending within 3 months - Adults	184	1,392	13.2%	13.7%	15.3%	15.5%
% of FP17s for the same patient ID Re-attending between 3 & 9 months - Children	281	454	61.9%	61.7%	61.1%	58.8%
% of FP17s for the same patient ID Re-attending between 3 & 9 months - Adults	602	1,392	43.2%	53.1%	52.3%	51.1%
% of FP17s for Band 1 Urgent Courses	146	1,647	8.9%	8.6%	9.5%	9.0%
% of FP17s Relating to Free Repair or Replacements	6	1,647	0.4%	0.8%	0.7%	0.8%
% of FP17s Relating to Continuations	21	1,647	1.3%	1.0%	0.8%	0.9%
% of Patients satisfied with the dentistry they have received	2	2	N/A	93.0%	93.6%	93.3%
% of Patients satisfied with the time they had to wait for an appointment	2	2	N/A	90.5%	88.8%	88.9%

\* This is based on patients treated on this contract for their most recent course of treatment. Figures in italics indicate the base number of FP17s or Patient Questionnaire responses are less than 100. N/A is shown where the base number of responses is less than 10 during the period. % is calculated as Quantity/Base number\*100

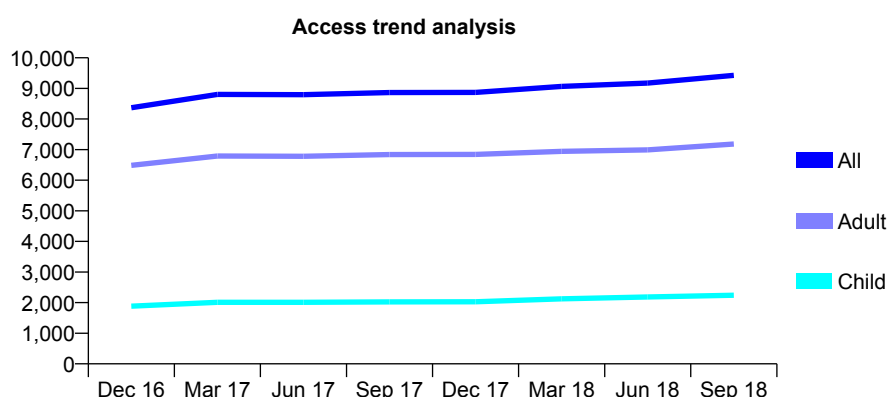
# Q65 - Vital Signs At a Glance Contract Report for 118583/0001 - September 2018

Name or company name	Execudent Ltd
Contract type name	GDS Contract
Purpose of contract	General
Contract start date	01/10/2012
Contract end date	

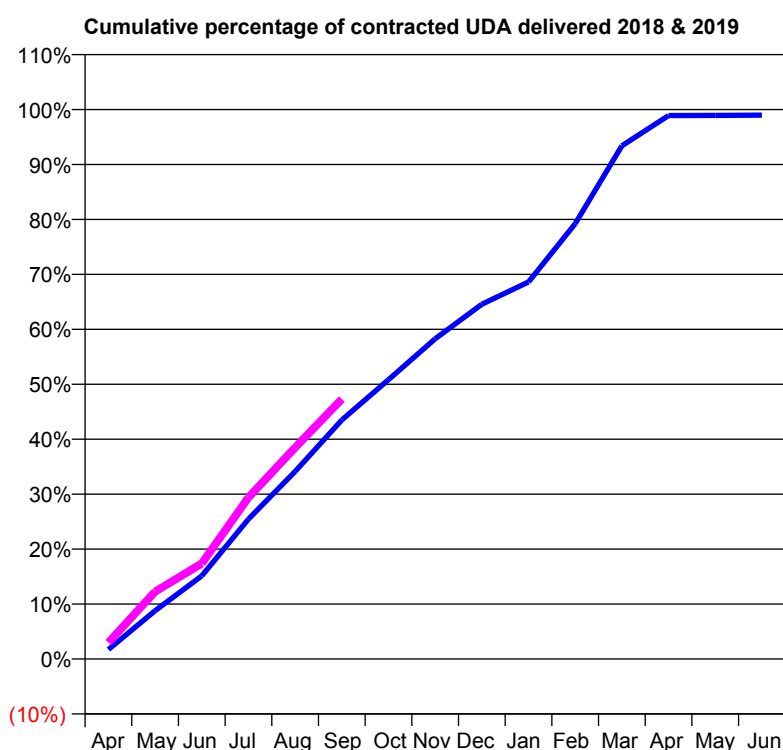
18/19 Contracted general activity (UDA)	27,280
Carry forward general activity (UDA)	282
18/19 Contracted orthodontic activity (UOA)	0
Carry forward orthodontic activity (UOA)	0
Baseline contract value	£727,560.31

## ACCESS\*

Patients seen in 24 months	Total	Change since previous quarter
Quarter ending September 2017	8,863	
Quarter ending December 2017	8,869	→
Quarter ending March 2018	9,067	↑
Quarter ending June 2018	9,174	→
Quarter ending September 2018	9,427	↑
<b>Variance since September 2017</b>	<b>6.4%</b>	<b>↑</b>



## ACTIVITY



Adjusted Scheduled Activity (UDA)		
Month	2018	2019
April	475	820
May	2,397	3,343
June	4,127	4,746
July	6,946	8,017
August	9,314	10,497
September	11,869	12,908
October	13,862	
November	15,895	
December	17,613	
January	18,721	
February	21,610	
March	25,480	
April	26,979	
May	26,984	
June	26,998	

## QUALITY

	Quantity	Base Number	Contract	AT	Region	England
% of FP17s for the same patient ID Re-attending within 3 months - Children	171	1,905	9.0%	9.5%	11.1%	11.6%
% of FP17s for the same patient ID Re-attending within 3 months - Adults	782	5,471	14.3%	13.7%	15.3%	15.5%
% of FP17s for the same patient ID Re-attending between 3 & 9 months - Children	1,226	1,905	64.4%	61.7%	61.1%	58.8%
% of FP17s for the same patient ID Re-attending between 3 & 9 months - Adults	3,303	5,471	60.4%	53.1%	52.3%	51.1%
% of FP17s for Band 1 Urgent Courses	429	6,761	6.3%	8.6%	9.5%	9.0%
% of FP17s Relating to Free Repair or Replacements	97	6,761	1.4%	0.8%	0.7%	0.8%
% of FP17s Relating to Continuations	62	6,761	0.9%	1.0%	0.8%	0.9%
% of Patients satisfied with the dentistry they have received	6	7	N/A	93.0%	93.6%	93.3%
% of Patients satisfied with the time they had to wait for an appointment	6	7	N/A	90.5%	88.8%	88.9%

\* This is based on patients treated on this contract for their most recent course of treatment. Figures in italics indicate the base number of FP17s or Patient Questionnaire responses are less than 100. N/A is shown where the base number of responses is less than 10 during the period. % is calculated as Quantity/Base number\*100



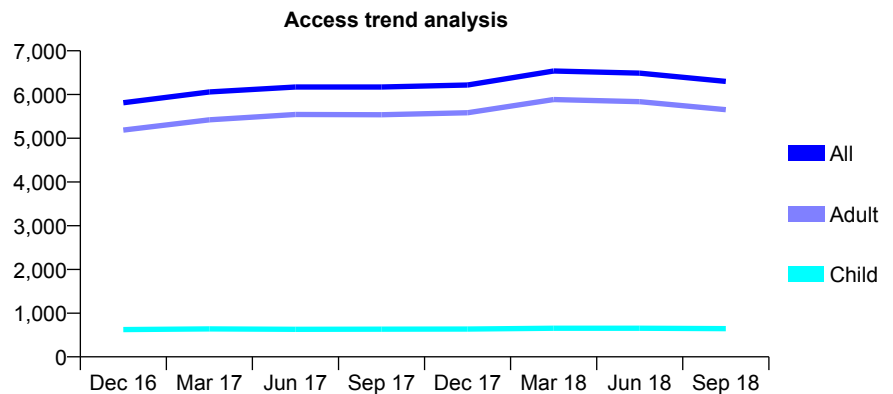
## Q65 - Vital Signs At a Glance Contract Report for 118583/0002 - September 2018

Name or company name	Execudent Ltd
Contract type name	GDS Contract
Purpose of contract	General
Contract start date	01/10/2012
Contract end date	

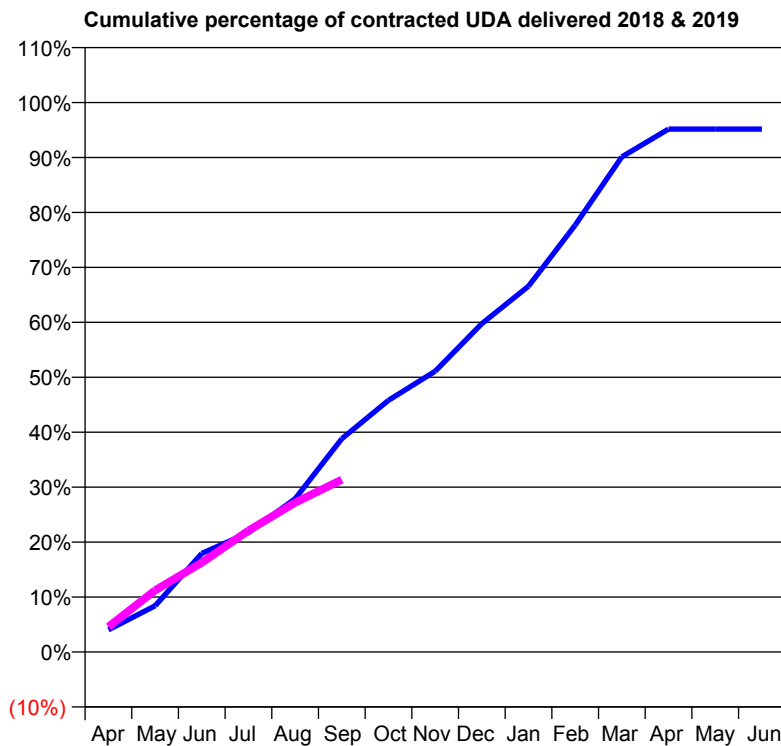
18/19 Contracted general activity (UDA)	14,299
Carry forward general activity (UDA)	0
18/19 Contracted orthodontic activity (UOA)	0
Carry forward orthodontic activity (UOA)	0
Baseline contract value	£317,753.51

### ACCESS\*

Patients seen in 24 months	Total	Change since previous quarter
Quarter ending September 2017	6,171	
Quarter ending December 2017	6,219	→
Quarter ending March 2018	6,539	↑
Quarter ending June 2018	6,490	→
Quarter ending September 2018	6,300	↓
<b>Variance since September 2017</b>	<b>2.1%</b>	<b>↑</b>



### ACTIVITY



Adjusted Scheduled Activity (UDA)		
Month	2018	2019
April	579	659
May	1,201	1,604
June	2,567	2,328
July	3,106	3,159
August	3,988	3,887
September	5,550	4,486
October	6,549	
November	7,306	
December	8,545	
January	9,521	
February	11,108	
March	12,886	
April	13,606	
May	13,606	
June	13,606	

### QUALITY

	Quantity	Base Number	Contract	AT	Region	England
% of FP17s for the same patient ID Re-attending within 3 months - Children	19	325	5.8%	9.5%	11.1%	11.6%
% of FP17s for the same patient ID Re-attending within 3 months - Adults	297	2,461	12.1%	13.7%	15.3%	15.5%
% of FP17s for the same patient ID Re-attending between 3 & 9 months - Children	183	325	56.3%	61.7%	61.1%	58.8%
% of FP17s for the same patient ID Re-attending between 3 & 9 months - Adults	1,040	2,461	42.3%	53.1%	52.3%	51.1%
% of FP17s for Band 1 Urgent Courses	242	2,465	9.8%	8.6%	9.5%	9.0%
% of FP17s Relating to Free Repair or Replacements	34	2,465	1.4%	0.8%	0.7%	0.8%
% of FP17s Relating to Continuations	19	2,465	0.8%	1.0%	0.8%	0.9%
% of Patients satisfied with the dentistry they have received	1	2	N/A	93.0%	93.6%	93.3%
% of Patients satisfied with the time they had to wait for an appointment	2	2	N/A	90.5%	88.8%	88.9%

\* This is based on patients treated on this contract for their most recent course of treatment. Figures in italics indicate the base number of FP17s or Patient Questionnaire responses are less than 100. N/A is shown where the base number of responses is less than 10 during the period. % is calculated as Quantity/Base number\*100

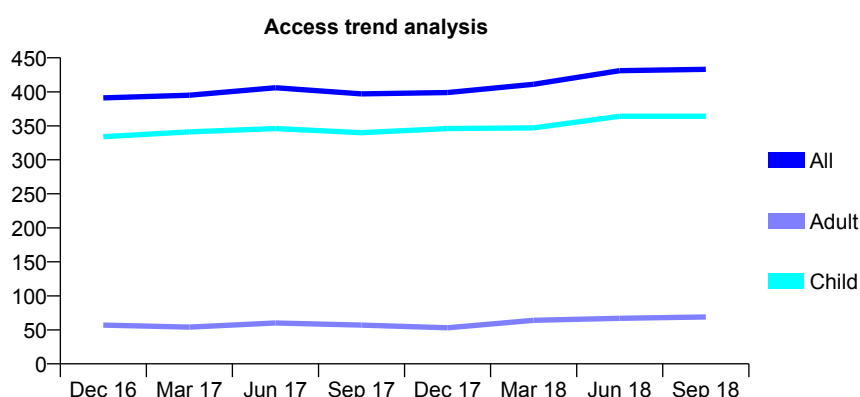
# Q65 - Vital Signs At a Glance Contract Report for 118613/0001 - September 2018

Name or company name	The Bruton Dental Practice Limited
Contract type name	GDS Contract
Purpose of contract	General
Contract start date	01/12/2009
Contract end date	

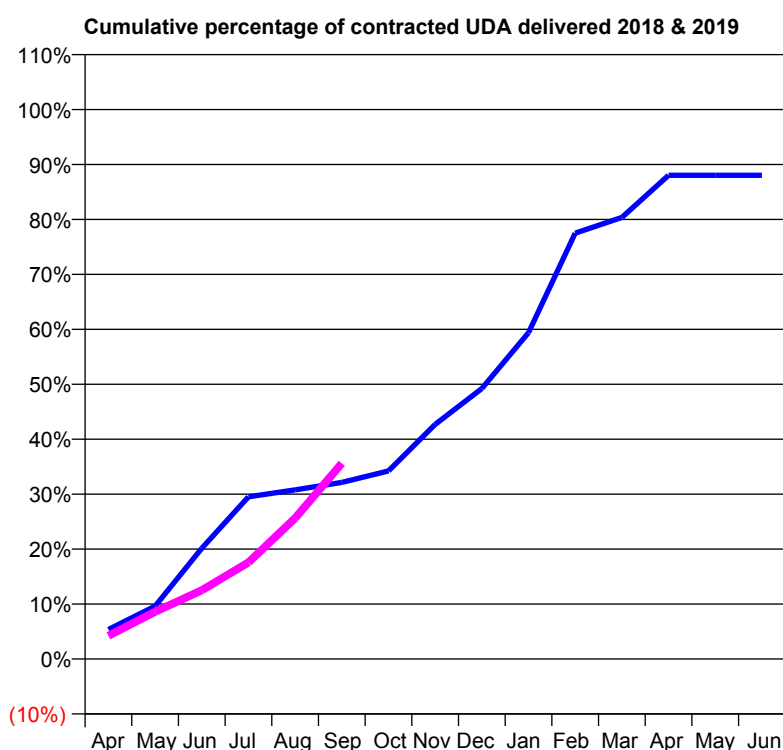
18/19 Contracted general activity (UDA)	874
Carry forward general activity (UDA)	0
18/19 Contracted orthodontic activity (UOA)	0
Carry forward orthodontic activity (UOA)	0
Baseline contract value	£18,752.96

## ACCESS\*

Patients seen in 24 months	Total	Change since previous quarter
Quarter ending September 2017	397	
Quarter ending December 2017	399	→
Quarter ending March 2018	411	↑
Quarter ending June 2018	431	↑
Quarter ending September 2018	433	→
<b>Variance since September 2017</b>	<b>9.1%</b>	<b>↑</b>



## ACTIVITY



Adjusted Scheduled Activity (UDA)		
Month	2018	2019
April	47	37
May	84	75
June	176	109
July	258	154
August	269	224
September	281	311
October	299	
November	373	
December	430	
January	519	
February	677	
March	702	
April	769	
May	769	
June	769	

## QUALITY

	Quantity	Base Number	Contract	AT	Region	England
% of FP17s for the same patient ID Re-attending within 3 months - Children	9	256	3.5%	9.5%	11.1%	11.6%
% of FP17s for the same patient ID Re-attending within 3 months - Adults	3	25	12.0%	13.7%	15.3%	15.5%
% of FP17s for the same patient ID Re-attending between 3 & 9 months - Children	171	256	66.8%	61.7%	61.1%	58.8%
% of FP17s for the same patient ID Re-attending between 3 & 9 months - Adults	15	25	60.0%	53.1%	52.3%	51.1%
% of FP17s for Band 1 Urgent Courses	6	242	2.5%	8.6%	9.5%	9.0%
% of FP17s Relating to Free Repair or Replacements	0	242	0.0%	0.8%	0.7%	0.8%
% of FP17s Relating to Continuations	0	242	0.0%	1.0%	0.8%	0.9%
% of Patients satisfied with the dentistry they have received	1	1	N/A	93.0%	93.6%	93.3%
% of Patients satisfied with the time they had to wait for an appointment	1	1	N/A	90.5%	88.8%	88.9%

\* This is based on patients treated on this contract for their most recent course of treatment. Figures in italics indicate the base number of FP17s or Patient Questionnaire responses are less than 100. N/A is shown where the base number of responses is less than 10 during the period. % is calculated as Quantity/Base number\*100

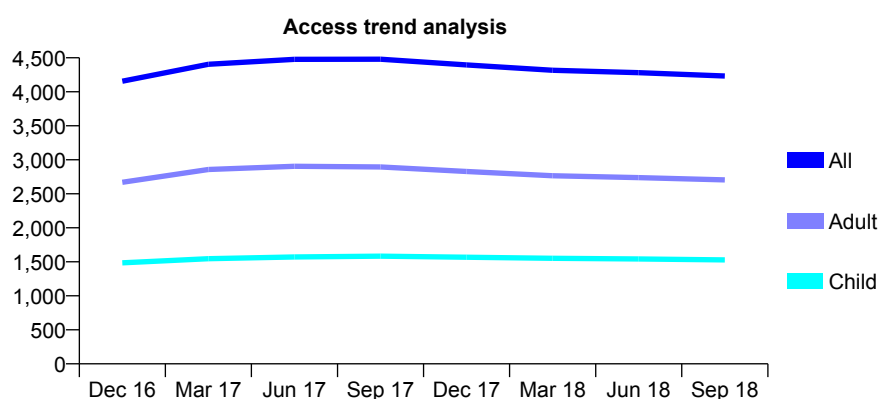
## Q65 - Vital Signs At a Glance Contract Report for 119466/0001 - September 2018

Name or company name	Davidson, Smith and Associates
Contract type name	GDS Contract
Purpose of contract	General
Contract start date	01/04/2011
Contract end date	

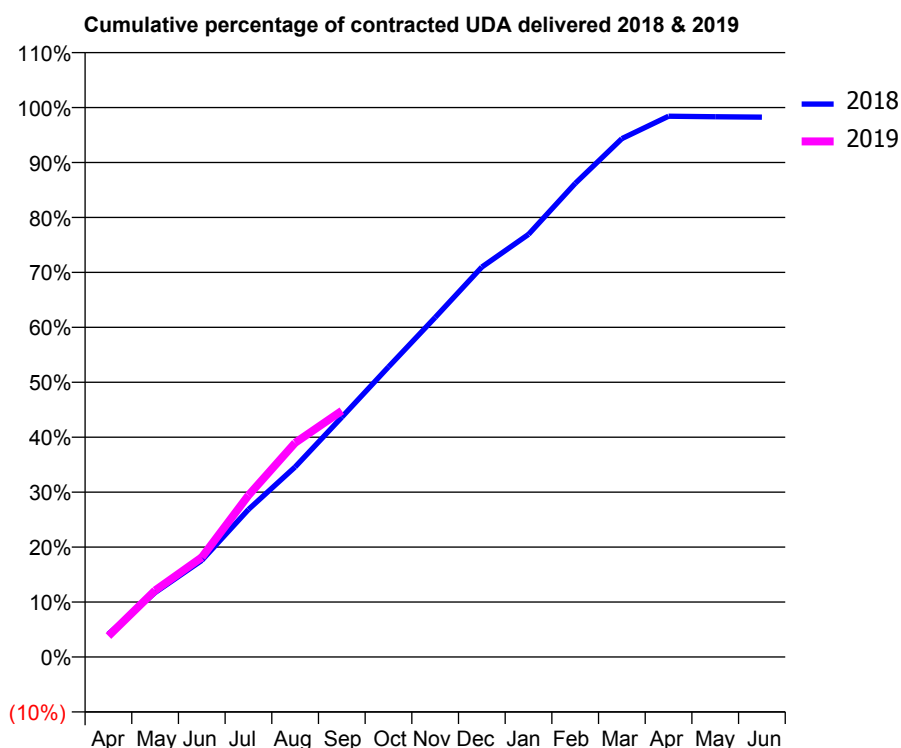
18/19 Contracted general activity (UDA)	12,029
Carry forward general activity (UDA)	212
18/19 Contracted orthodontic activity (UOA)	0
Carry forward orthodontic activity (UOA)	0
Baseline contract value	£305,851.91

### ACCESS\*

Patients seen in 24 months	Total	Change since previous quarter
Quarter ending September 2017	4,479	
Quarter ending December 2017	4,395	↓
Quarter ending March 2018	4,317	↓
Quarter ending June 2018	4,281	→
Quarter ending September 2018	4,233	↓
<b>Variance since September 2017</b>	<b>(5.5%)</b>	<b>↓</b>



### ACTIVITY



Adjusted Scheduled Activity (UDA)		
Month	2018	2019
April	504	460
May	1,411	1,457
June	2,115	2,181
July	3,231	3,539
August	4,161	4,690
September	5,249	5,389
October	6,350	
November	7,434	
December	8,538	
January	9,252	
February	10,368	
March	11,348	
April	11,839	
May	11,827	
June	11,817	

### QUALITY

	Quantity	Base Number	Contract	AT	Region	England
% of FP17s for the same patient ID Re-attending within 3 months - Children	110	1,319	8.3%	9.5%	11.1%	11.6%
% of FP17s for the same patient ID Re-attending within 3 months - Adults	228	1,897	12.0%	13.7%	15.3%	15.5%
% of FP17s for the same patient ID Re-attending between 3 & 9 months - Children	859	1,319	65.1%	61.7%	61.1%	58.8%
% of FP17s for the same patient ID Re-attending between 3 & 9 months - Adults	1,252	1,897	66.0%	53.1%	52.3%	51.1%
% of FP17s for Band 1 Urgent Courses	208	3,000	6.9%	8.6%	9.5%	9.0%
% of FP17s Relating to Free Repair or Replacements	13	3,000	0.4%	0.8%	0.7%	0.8%
% of FP17s Relating to Continuations	3	3,000	0.1%	1.0%	0.8%	0.9%
% of Patients satisfied with the dentistry they have received	25	27	92.6%	93.0%	93.6%	93.3%
% of Patients satisfied with the time they had to wait for an appointment	24	27	88.9%	90.5%	88.8%	88.9%

\* This is based on patients treated on this contract for their most recent course of treatment. Figures in italics indicate the base number of FP17s or Patient Questionnaire responses are less than 100. N/A is shown where the base number of responses is less than 10 during the period. % is calculated as Quantity/Base number\*100

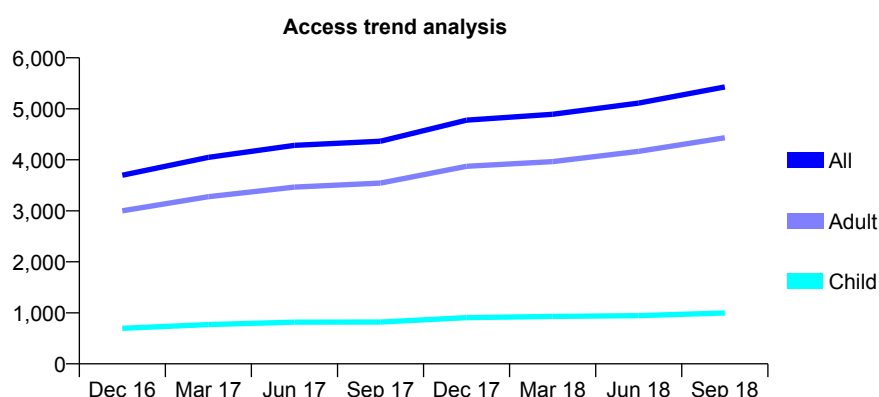
# Q65 - Vital Signs At a Glance Contract Report for 121193/0001 - September 2018

Name or company name	Easton Dental Practice
Contract type name	GDS Contract
Purpose of contract	General
Contract start date	26/11/2009
Contract end date	

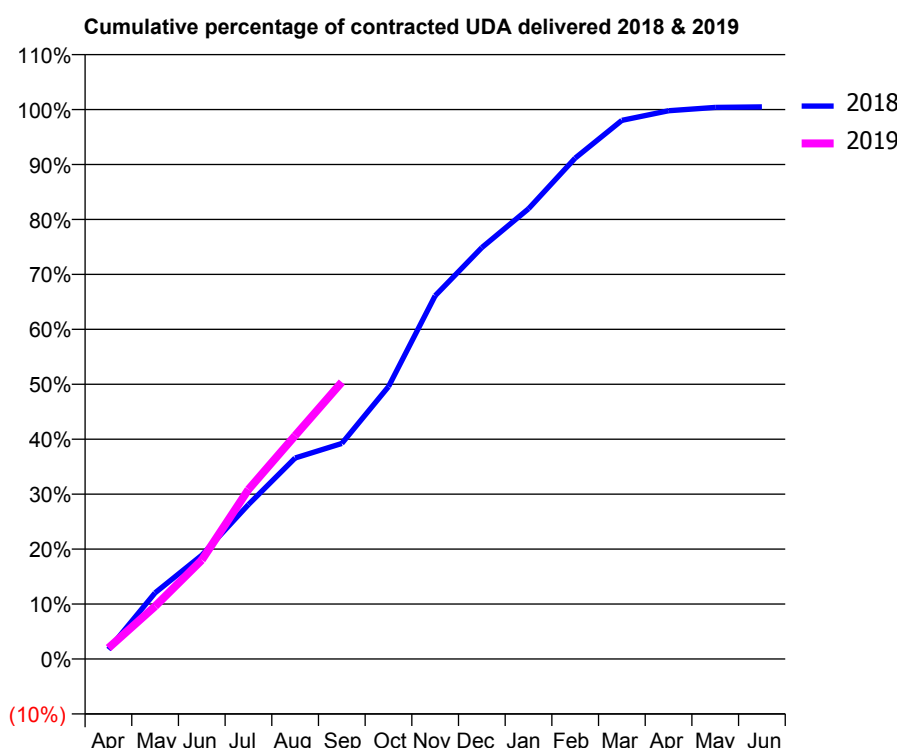
18/19 Contracted general activity (UDA)	19,012
Carry forward general activity (UDA)	-91
18/19 Contracted orthodontic activity (UOA)	0
Carry forward orthodontic activity (UOA)	0
Baseline contract value	£455,368.95

## ACCESS\*

Patients seen in 24 months	Total	Change since previous quarter
Quarter ending September 2017	4,364	
Quarter ending December 2017	4,779	↑
Quarter ending March 2018	4,893	↑
Quarter ending June 2018	5,112	↑
Quarter ending September 2018	5,430	↑
<b>Variance since September 2017</b>	<b>24.4%</b>	<b>↑</b>



## ACTIVITY



Adjusted Scheduled Activity (UDA)		
Month	2018	2019
April	331	380
May	2,291	1,824
June	3,591	3,428
July	5,344	5,864
August	6,956	7,729
September	7,459	9,579
October	9,424	
November	12,568	
December	14,234	
January	15,576	
February	17,329	
March	18,635	
April	18,968	
May	19,085	
June	19,103	

## QUALITY

	Quantity	Base Number	Contract	AT	Region	England
% of FP17s for the same patient ID Re-attending within 3 months - Children	78	713	10.9%	9.5%	11.1%	11.6%
% of FP17s for the same patient ID Re-attending within 3 months - Adults	530	2,970	17.8%	13.7%	15.3%	15.5%
% of FP17s for the same patient ID Re-attending between 3 & 9 months - Children	344	713	48.2%	61.7%	61.1%	58.8%
% of FP17s for the same patient ID Re-attending between 3 & 9 months - Adults	1,211	2,970	40.8%	53.1%	52.3%	51.1%
% of FP17s for Band 1 Urgent Courses	613	3,432	17.9%	8.6%	9.5%	9.0%
% of FP17s Relating to Free Repair or Replacements	15	3,432	0.4%	0.8%	0.7%	0.8%
% of FP17s Relating to Continuations	8	3,432	0.2%	1.0%	0.8%	0.9%
% of Patients satisfied with the dentistry they have received	8	10	80.0%	93.0%	93.6%	93.3%
% of Patients satisfied with the time they had to wait for an appointment	7	10	70.0%	90.5%	88.8%	88.9%

\* This is based on patients treated on this contract for their most recent course of treatment. Figures in italics indicate the base number of FP17s or Patient Questionnaire responses are less than 100. N/A is shown where the base number of responses is less than 10 during the period. % is calculated as Quantity/Base number\*100

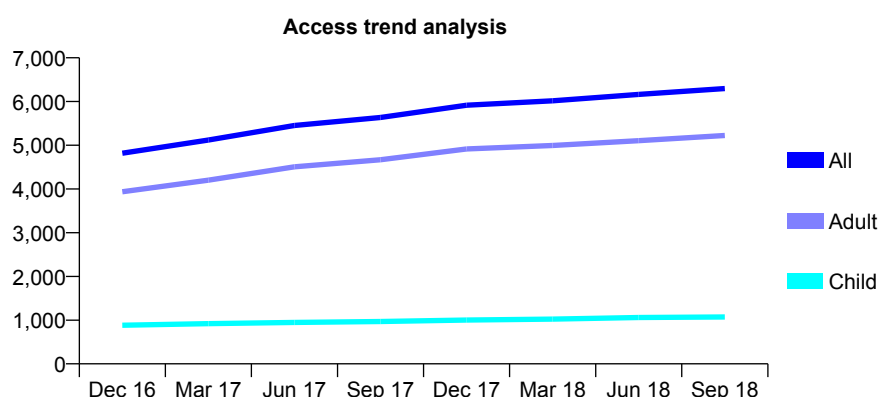
# Q65 - Vital Signs At a Glance Contract Report for 121193/0002 - September 2018

Name or company name	Omega Dental
Contract type name	GDS Contract
Purpose of contract	General
Contract start date	01/04/2011
Contract end date	

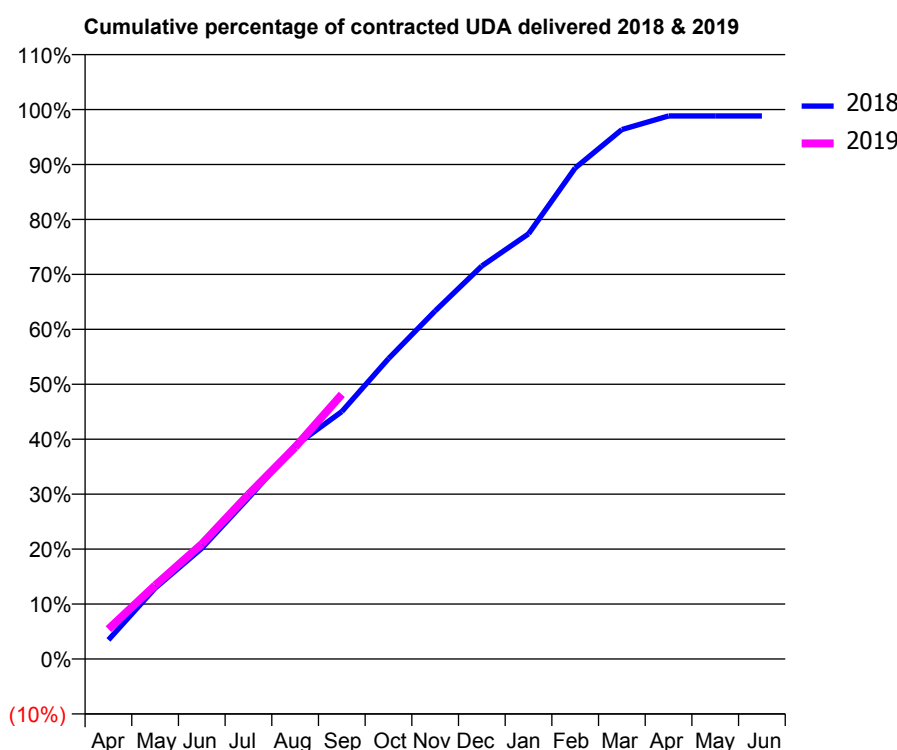
18/19 Contracted general activity (UDA)	14,903
Carry forward general activity (UDA)	174
18/19 Contracted orthodontic activity (UOA)	0
Carry forward orthodontic activity (UOA)	0
Baseline contract value	£359,359.06

## ACCESS\*

Patients seen in 24 months	Total	Change since previous quarter
Quarter ending September 2017	5,636	
Quarter ending December 2017	5,916	↑
Quarter ending March 2018	6,016	→
Quarter ending June 2018	6,164	↑
Quarter ending September 2018	6,296	↑
<b>Variance since September 2017</b>	<b>11.7%</b>	<b>↑</b>



## ACTIVITY



Adjusted Scheduled Activity (UDA)		
Month	2018	2019
April	521	812
May	1,921	1,997
June	3,003	3,119
July	4,369	4,464
August	5,788	5,746
September	6,710	7,176
October	8,148	
November	9,442	
December	10,661	
January	11,533	
February	13,317	
March	14,360	
April	14,729	
May	14,729	
June	14,729	

## QUALITY

	Quantity	Base Number	Contract	AT	Region	England
% of FP17s for the same patient ID Re-attending within 3 months - Children	51	761	6.7%	9.5%	11.1%	11.6%
% of FP17s for the same patient ID Re-attending within 3 months - Adults	249	2,893	8.6%	13.7%	15.3%	15.5%
% of FP17s for the same patient ID Re-attending between 3 & 9 months - Children	380	761	49.9%	61.7%	61.1%	58.8%
% of FP17s for the same patient ID Re-attending between 3 & 9 months - Adults	1,311	2,893	45.3%	53.1%	52.3%	51.1%
% of FP17s for Band 1 Urgent Courses	273	3,515	7.8%	8.6%	9.5%	9.0%
% of FP17s Relating to Free Repair or Replacements	13	3,515	0.4%	0.8%	0.7%	0.8%
% of FP17s Relating to Continuations	14	3,515	0.4%	1.0%	0.8%	0.9%
% of Patients satisfied with the dentistry they have received	4	4	N/A	93.0%	93.6%	93.3%
% of Patients satisfied with the time they had to wait for an appointment	4	4	N/A	90.5%	88.8%	88.9%

\* This is based on patients treated on this contract for their most recent course of treatment. Figures in italics indicate the base number of FP17s or Patient Questionnaire responses are less than 100. N/A is shown where the base number of responses is less than 10 during the period. % is calculated as Quantity/Base number\*100

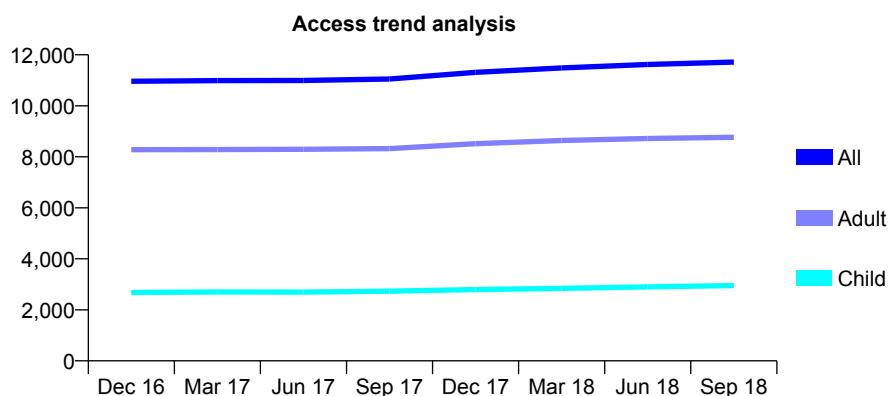
## Q65 - Vital Signs At a Glance Contract Report for 122165/0001 - September 2018

Name or company name	Passage House Dental Care
Contract type name	GDS Contract
Purpose of contract	General and Orthodontic
Contract start date	01/10/2008
Contract end date	

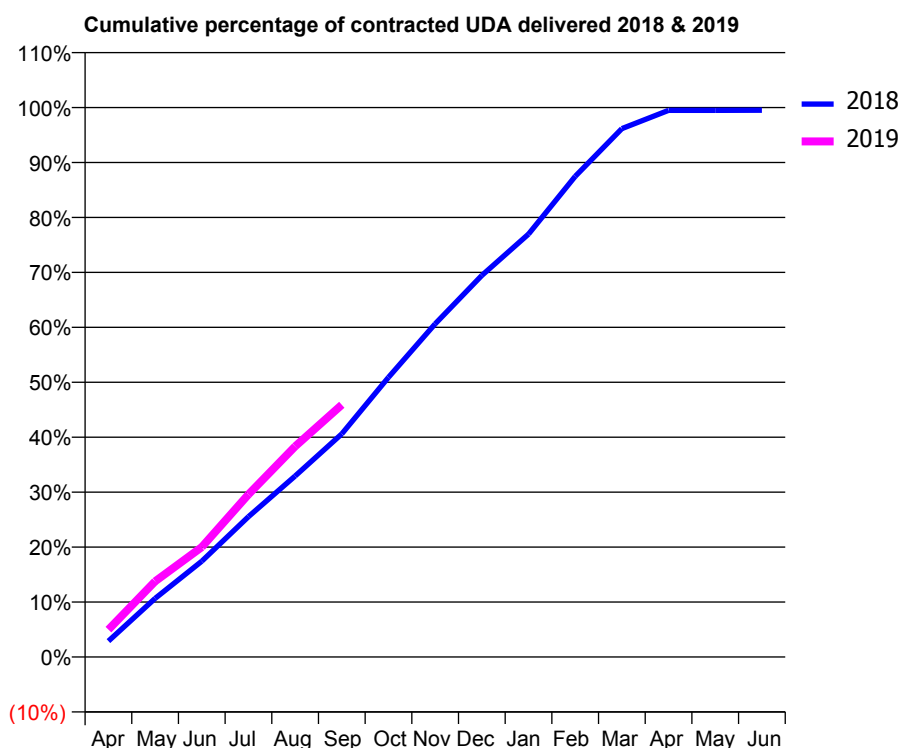
18/19 Contracted general activity (UDA)	28,767
Carry forward general activity (UDA)	147
18/19 Contracted orthodontic activity (UOA)	784
Carry forward orthodontic activity (UOA)	20
Baseline contract value	£768,559.00

### ACCESS\*

Patients seen in 24 months	Total	Change since previous quarter
Quarter ending September 2017	11,052	
Quarter ending December 2017	11,312	↑
Quarter ending March 2018	11,487	→
Quarter ending June 2018	11,622	→
Quarter ending September 2018	11,717	→
<b>Variance since September 2017</b>	<b>6.0%</b>	<b>↑</b>



### ACTIVITY



Adjusted Scheduled Activity (UDA)		
Month	2018	2019
April	870	1,434
May	3,193	3,963
June	5,226	5,758
July	7,653	8,514
August	9,869	11,026
September	12,172	13,203
October	15,254	
November	18,167	
December	20,806	
January	23,062	
February	26,210	
March	28,819	
April	29,811	
May	29,809	
June	29,820	

### QUALITY

	Quantity	Base Number	Contract	AT	Region	England
% of FP17s for the same patient ID Re-attending within 3 months - Children	204	2,492	8.2%	9.5%	11.1%	11.6%
% of FP17s for the same patient ID Re-attending within 3 months - Adults	1,036	6,530	15.9%	13.7%	15.3%	15.5%
% of FP17s for the same patient ID Re-attending between 3 & 9 months - Children	1,656	2,492	66.5%	61.7%	61.1%	58.8%
% of FP17s for the same patient ID Re-attending between 3 & 9 months - Adults	3,990	6,530	61.1%	53.1%	52.3%	51.1%
% of FP17s for Band 1 Urgent Courses	631	8,417	7.5%	8.6%	9.5%	9.0%
% of FP17s Relating to Free Repair or Replacements	124	8,417	1.5%	0.8%	0.7%	0.8%
% of FP17s Relating to Continuations	40	8,417	0.5%	1.0%	0.8%	0.9%
% of Patients satisfied with the dentistry they have received	8	10	80.0%	93.0%	93.6%	93.3%
% of Patients satisfied with the time they had to wait for an appointment	10	10	100.0%	90.5%	88.8%	88.9%

\* This is based on patients treated on this contract for their most recent course of treatment. Figures in italics indicate the base number of FP17s or Patient Questionnaire responses are less than 100. N/A is shown where the base number of responses is less than 10 during the period. % is calculated as Quantity/Base number\*100

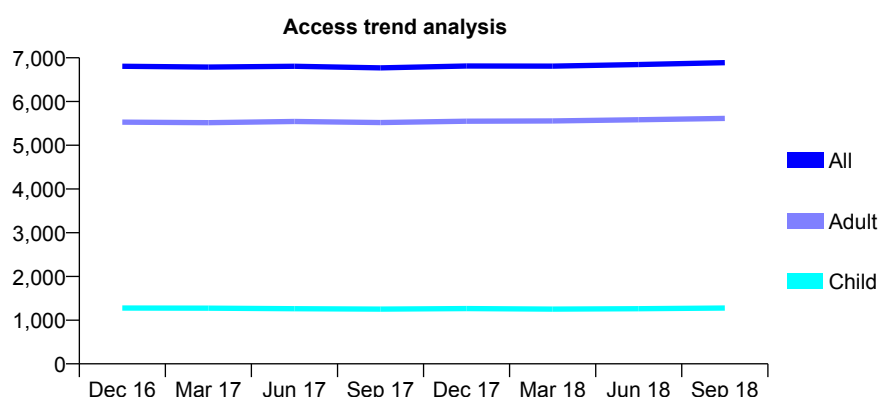
# Q65 - Vital Signs At a Glance Contract Report for 123870/0001 - September 2018

Name or company name	Bramcote Dental Practice
Contract type name	GDS Contract
Purpose of contract	General
Contract start date	01/01/2013
Contract end date	

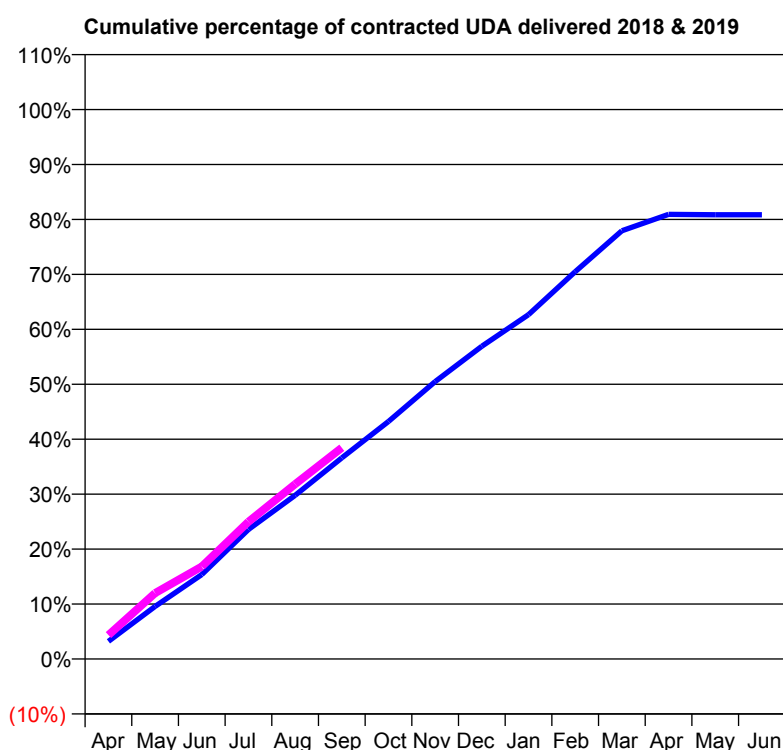
18/19 Contracted general activity (UDA)	22,500
Carry forward general activity (UDA)	0
18/19 Contracted orthodontic activity (UOA)	0
Carry forward orthodontic activity (UOA)	0
Baseline contract value	£505,735.26

## ACCESS\*

Patients seen in 24 months	Total	Change since previous quarter
Quarter ending September 2017	6,771	
Quarter ending December 2017	6,813	→
Quarter ending March 2018	6,809	→
Quarter ending June 2018	6,845	→
Quarter ending September 2018	6,890	→
<b>Variance since September 2017</b>	<b>1.8%</b>	<b>→</b>



## ACTIVITY



Adjusted Scheduled Activity (UDA)		
Month	2018	2019
April	722	980
May	2,157	2,702
June	3,458	3,785
July	5,304	5,622
August	6,700	7,161
September	8,235	8,652
October	9,728	
November	11,357	
December	12,807	
January	14,103	
February	15,857	
March	17,533	
April	18,208	
May	18,192	
June	18,190	

## QUALITY

	Quantity	Base Number	Contract	AT	Region	England
% of FP17s for the same patient ID Re-attending within 3 months - Children	59	1,081	5.5%	9.5%	11.1%	11.6%
% of FP17s for the same patient ID Re-attending within 3 months - Adults	627	4,249	14.8%	13.7%	15.3%	15.5%
% of FP17s for the same patient ID Re-attending between 3 & 9 months - Children	738	1,081	68.3%	61.7%	61.1%	58.8%
% of FP17s for the same patient ID Re-attending between 3 & 9 months - Adults	2,169	4,249	51.0%	53.1%	52.3%	51.1%
% of FP17s for Band 1 Urgent Courses	549	4,986	11.0%	8.6%	9.5%	9.0%
% of FP17s Relating to Free Repair or Replacements	65	4,986	1.3%	0.8%	0.7%	0.8%
% of FP17s Relating to Continuations	51	4,986	1.0%	1.0%	0.8%	0.9%
% of Patients satisfied with the dentistry they have received	18	18	100.0%	93.0%	93.6%	93.3%
% of Patients satisfied with the time they had to wait for an appointment	17	18	94.4%	90.5%	88.8%	88.9%

\* This is based on patients treated on this contract for their most recent course of treatment. Figures in italics indicate the base number of FP17s or Patient Questionnaire responses are less than 100. N/A is shown where the base number of responses is less than 10 during the period. % is calculated as Quantity/Base number\*100



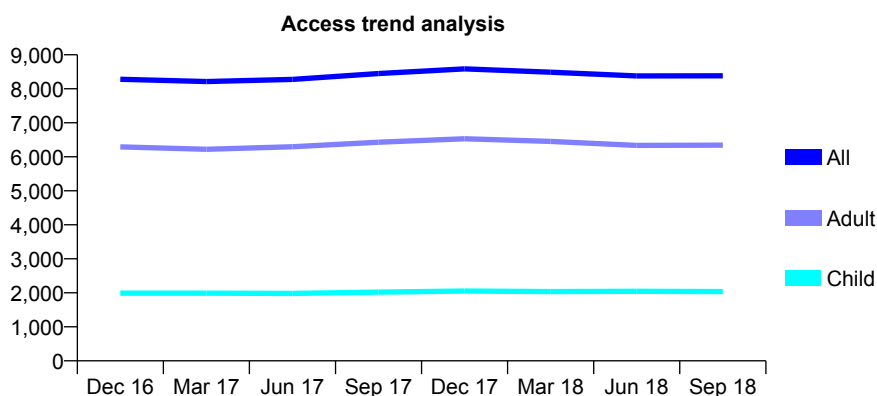
## Q65 - Vital Signs At a Glance Contract Report for 125385/0005 - September 2018

Name or company name	Dr Michael Frain Ltd
Contract type name	GDS Contract
Purpose of contract	General
Contract start date	01/04/2008
Contract end date	

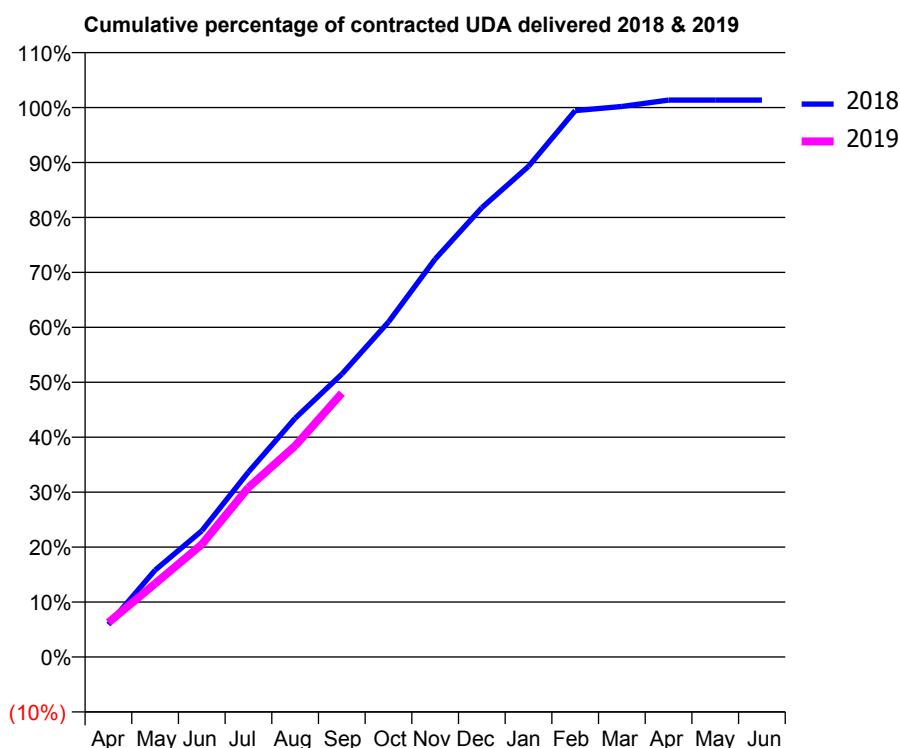
18/19 Contracted general activity (UDA)	22,571
Carry forward general activity (UDA)	-306
18/19 Contracted orthodontic activity (UOA)	0
Carry forward orthodontic activity (UOA)	0
Baseline contract value	£469,800.62

### ACCESS\*

Patients seen in 24 months	Total	Change since previous quarter
Quarter ending September 2017	8,450	
Quarter ending December 2017	8,587	→
Quarter ending March 2018	8,489	↓
Quarter ending June 2018	8,379	↓
Quarter ending September 2018	8,382	→
<b>Variance since September 2017</b>	<b>(0.8%)</b>	<b>→</b>



### ACTIVITY



Adjusted Scheduled Activity (UDA)		
Month	2018	2019
April	1,331	1,418
May	3,568	3,015
June	5,183	4,626
July	7,599	6,966
August	9,806	8,672
September	11,623	10,836
October	13,761	
November	16,347	
December	18,453	
January	20,152	
February	22,443	
March	22,615	
April	22,874	
May	22,876	
June	22,877	

### QUALITY

	Quantity	Base Number	Contract	AT	Region	England
% of FP17s for the same patient ID Re-attending within 3 months - Children	78	1,515	5.1%	9.5%	11.1%	11.6%
% of FP17s for the same patient ID Re-attending within 3 months - Adults	414	4,107	10.1%	13.7%	15.3%	15.5%
% of FP17s for the same patient ID Re-attending between 3 & 9 months - Children	647	1,515	42.7%	61.7%	61.1%	58.8%
% of FP17s for the same patient ID Re-attending between 3 & 9 months - Adults	1,655	4,107	40.3%	53.1%	52.3%	51.1%
% of FP17s for Band 1 Urgent Courses	415	5,483	7.6%	8.6%	9.5%	9.0%
% of FP17s Relating to Free Repair or Replacements	34	5,483	0.6%	0.8%	0.7%	0.8%
% of FP17s Relating to Continuations	24	5,483	0.4%	1.0%	0.8%	0.9%
% of Patients satisfied with the dentistry they have received	5	5	N/A	93.0%	93.6%	93.3%
% of Patients satisfied with the time they had to wait for an appointment	5	5	N/A	90.5%	88.8%	88.9%

\* This is based on patients treated on this contract for their most recent course of treatment. Figures in italics indicate the base number of FP17s or Patient Questionnaire responses are less than 100. N/A is shown where the base number of responses is less than 10 during the period. % is calculated as Quantity/Base number\*100

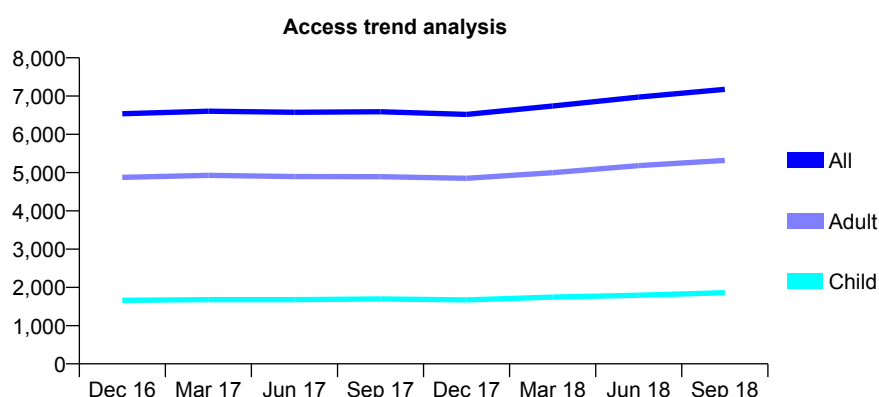
# Q65 - Vital Signs At a Glance Contract Report for 126322/0001 - September 2018

Name or company name	Bishopsworth Dental Surgery
Contract type name	GDS Contract
Purpose of contract	General
Contract start date	01/04/2010
Contract end date	

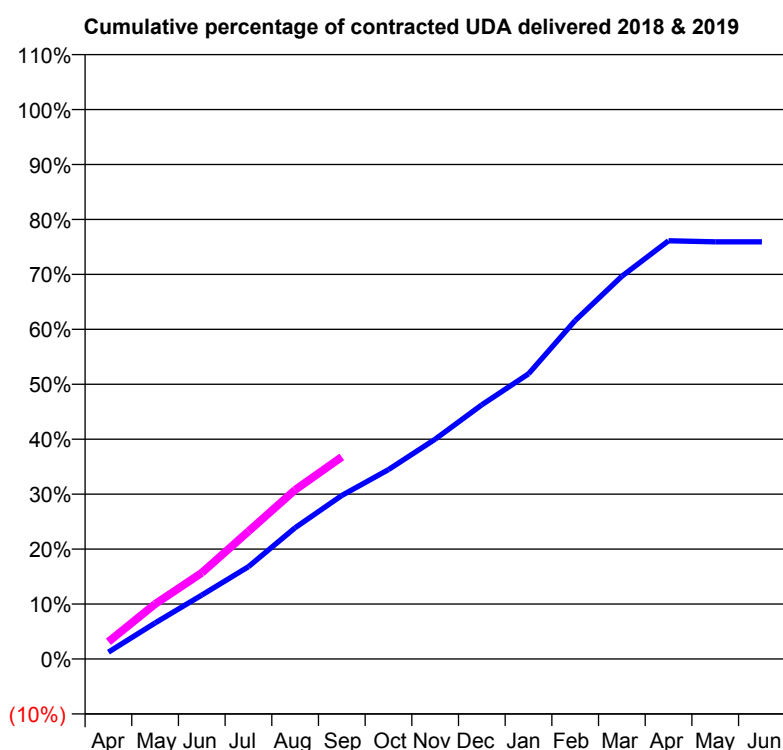
18/19 Contracted general activity (UDA)	30,000
Carry forward general activity (UDA)	0
18/19 Contracted orthodontic activity (UOA)	0
Carry forward orthodontic activity (UOA)	0
Baseline contract value	£678,305.55

## ACCESS\*

Patients seen in 24 months	Total	Change since previous quarter
Quarter ending September 2017	6,590	
Quarter ending December 2017	6,519	↓
Quarter ending March 2018	6,741	↑
Quarter ending June 2018	6,973	↑
Quarter ending September 2018	7,176	↑
<b>Variance since September 2017</b>	<b>8.9%</b>	<b>↑</b>



## ACTIVITY



Adjusted Scheduled Activity (UDA)		
Month	2018	2019
April	375	944
May	1,968	3,005
June	3,490	4,706
July	5,044	6,969
August	7,168	9,237
September	8,929	11,033
October	10,340	
November	12,002	
December	13,879	
January	15,570	
February	18,482	
March	20,897	
April	22,832	
May	22,779	
June	22,778	

## QUALITY

	Quantity	Base Number	Contract	AT	Region	England
% of FP17s for the same patient ID Re-attending within 3 months - Children	123	1,366	9.0%	9.5%	11.1%	11.6%
% of FP17s for the same patient ID Re-attending within 3 months - Adults	633	3,968	16.0%	13.7%	15.3%	15.5%
% of FP17s for the same patient ID Re-attending between 3 & 9 months - Children	747	1,366	54.7%	61.7%	61.1%	58.8%
% of FP17s for the same patient ID Re-attending between 3 & 9 months - Adults	2,038	3,968	51.4%	53.1%	52.3%	51.1%
% of FP17s for Band 1 Urgent Courses	576	4,701	12.3%	8.6%	9.5%	9.0%
% of FP17s Relating to Free Repair or Replacements	26	4,701	0.6%	0.8%	0.7%	0.8%
% of FP17s Relating to Continuations	22	4,701	0.5%	1.0%	0.8%	0.9%
% of Patients satisfied with the dentistry they have received	3	3	N/A	93.0%	93.6%	93.3%
% of Patients satisfied with the time they had to wait for an appointment	3	3	N/A	90.5%	88.8%	88.9%

\* This is based on patients treated on this contract for their most recent course of treatment. Figures in italics indicate the base number of FP17s or Patient Questionnaire responses are less than 100. N/A is shown where the base number of responses is less than 10 during the period. % is calculated as Quantity/Base number\*100

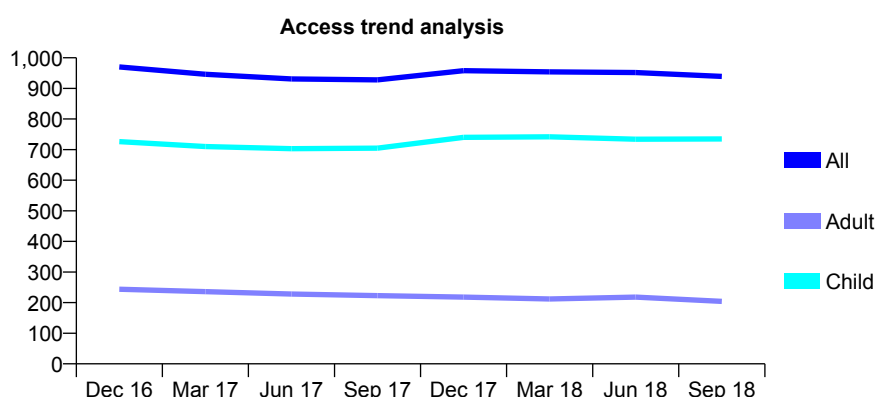
# Q65 - Vital Signs At a Glance Contract Report for 126373/0001 - September 2018

Name or company name	Welshmill Dental Practice
Contract type name	GDS Contract
Purpose of contract	General
Contract start date	01/04/2006
Contract end date	

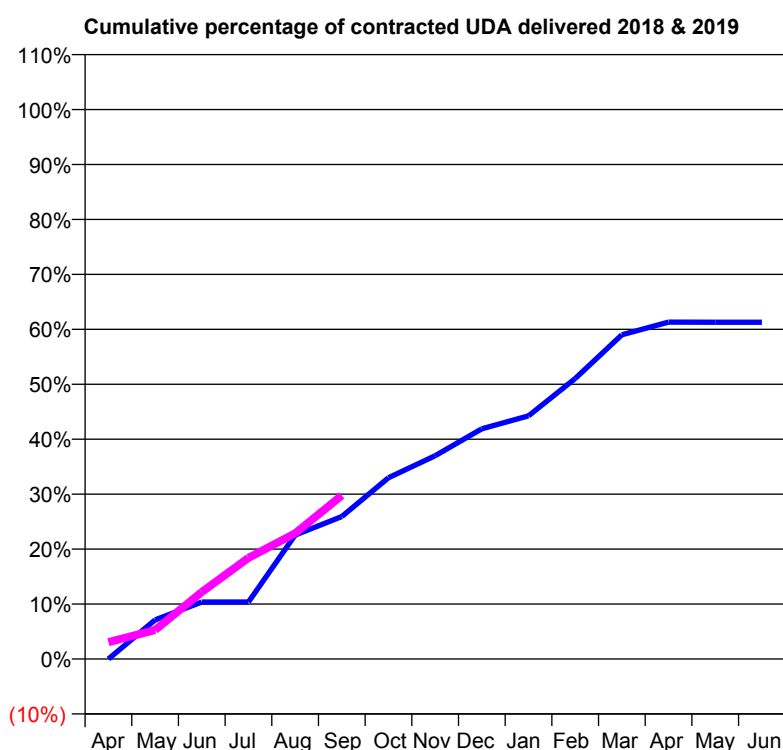
18/19 Contracted general activity (UDA)	3,700
Carry forward general activity (UDA)	0
18/19 Contracted orthodontic activity (UOA)	0
Carry forward orthodontic activity (UOA)	0
Baseline contract value	£89,178.91

## ACCESS\*

Patients seen in 24 months	Total	Change since previous quarter
Quarter ending September 2017	928	
Quarter ending December 2017	958	↑
Quarter ending March 2018	954	→
Quarter ending June 2018	952	→
Quarter ending September 2018	939	↓
<b>Variance since September 2017</b>	<b>1.2%</b>	<b>→</b>



## ACTIVITY



Adjusted Scheduled Activity (UDA)		
Month	2018	2019
April	0	114
May	263	195
June	383	451
July	383	681
August	834	846
September	960	1,102
October	1,221	
November	1,369	
December	1,550	
January	1,638	
February	1,889	
March	2,183	
April	2,269	
May	2,268	
June	2,268	

## QUALITY

	Quantity	Base Number	Contract	AT	Region	England
% of FP17s for the same patient ID Re-attending within 3 months - Children	31	664	4.7%	9.5%	11.1%	11.6%
% of FP17s for the same patient ID Re-attending within 3 months - Adults	34	131	26.0%	13.7%	15.3%	15.5%
% of FP17s for the same patient ID Re-attending between 3 & 9 months - Children	479	664	72.1%	61.7%	61.1%	58.8%
% of FP17s for the same patient ID Re-attending between 3 & 9 months - Adults	83	131	63.4%	53.1%	52.3%	51.1%
% of FP17s for Band 1 Urgent Courses	23	727	3.2%	8.6%	9.5%	9.0%
% of FP17s Relating to Free Repair or Replacements	0	727	0.0%	0.8%	0.7%	0.8%
% of FP17s Relating to Continuations	0	727	0.0%	1.0%	0.8%	0.9%
% of Patients satisfied with the dentistry they have received	0	0	N/A	93.0%	93.6%	93.3%
% of Patients satisfied with the time they had to wait for an appointment	0	0	N/A	90.5%	88.8%	88.9%

\* This is based on patients treated on this contract for their most recent course of treatment. Figures in italics indicate the base number of FP17s or Patient Questionnaire responses are less than 100. N/A is shown where the base number of responses is less than 10 during the period. % is calculated as Quantity/Base number\*100

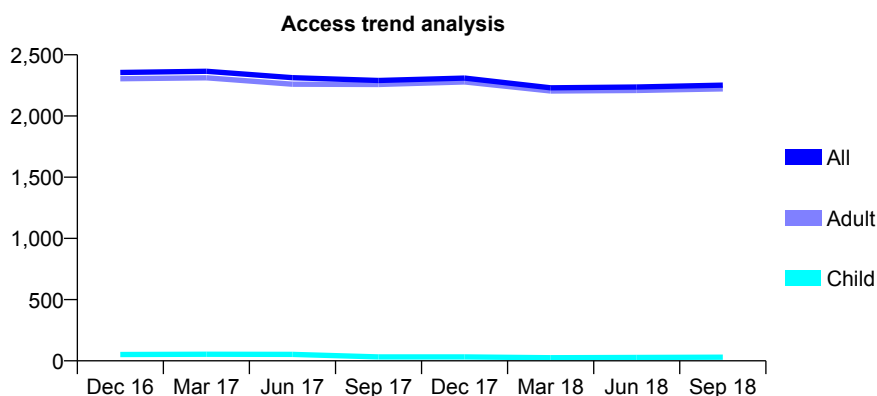
## Q65 - Vital Signs At a Glance Contract Report for 126705/0001 - September 2018

Name or company name	BASDAC (2011) LLP
Contract type name	PDS Contract
Purpose of contract	General
Contract start date	01/10/2012
Contract end date	30/09/2022

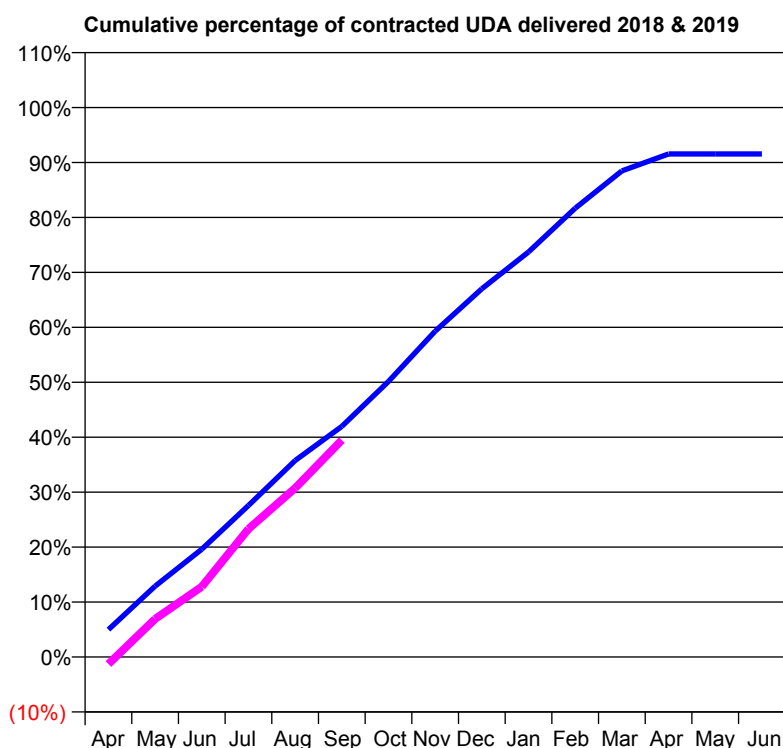
18/19 Contracted general activity (UDA)	6,725
Carry forward general activity (UDA)	500
18/19 Contracted orthodontic activity (UOA)	0
Carry forward orthodontic activity (UOA)	0
Baseline contract value	£452,111.11

### ACCESS\*

Patients seen in 24 months	Total	Change since previous quarter
Quarter ending September 2017	2,290	
Quarter ending December 2017	2,310	→
Quarter ending March 2018	2,230	↓
Quarter ending June 2018	2,237	→
Quarter ending September 2018	2,252	→
<b>Variance since September 2017</b>	<b>(1.7%)</b>	<b>↓</b>



### ACTIVITY



Adjusted Scheduled Activity (UDA)		
Month	2018	2019
April	360	-88
May	932	466
June	1,418	861
July	1,993	1,568
August	2,584	2,066
September	3,032	2,654
October	3,623	
November	4,284	
December	4,842	
January	5,326	
February	5,900	
March	6,392	
April	6,614	
May	6,614	
June	6,614	

### QUALITY

	Quantity	Base Number	Contract	AT	Region	England
% of FP17s for the same patient ID Re-attending within 3 months - Children	0	16	0.0%	9.5%	11.1%	11.6%
% of FP17s for the same patient ID Re-attending within 3 months - Adults	5	1,137	0.4%	13.7%	15.3%	15.5%
% of FP17s for the same patient ID Re-attending between 3 & 9 months - Children	0	16	0.0%	61.7%	61.1%	58.8%
% of FP17s for the same patient ID Re-attending between 3 & 9 months - Adults	4	1,137	0.4%	53.1%	52.3%	51.1%
% of FP17s for Band 1 Urgent Courses	3	1,077	0.3%	8.6%	9.5%	9.0%
% of FP17s Relating to Free Repair or Replacements	0	1,077	0.0%	0.8%	0.7%	0.8%
% of FP17s Relating to Continuations	4	1,077	0.4%	1.0%	0.8%	0.9%
% of Patients satisfied with the dentistry they have received	2	2	N/A	93.0%	93.6%	93.3%
% of Patients satisfied with the time they had to wait for an appointment	2	2	N/A	90.5%	88.8%	88.9%

\* This is based on patients treated on this contract for their most recent course of treatment. Figures in italics indicate the base number of FP17s or Patient Questionnaire responses are less than 100. N/A is shown where the base number of responses is less than 10 during the period. % is calculated as Quantity/Base number\*100

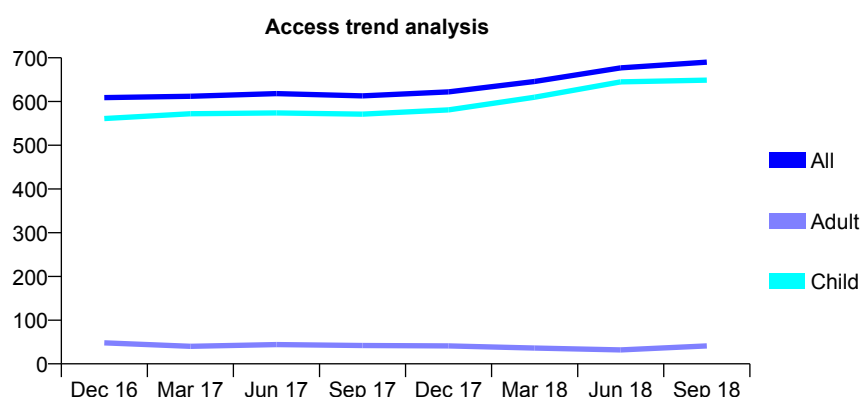
# Q65 - Vital Signs At a Glance Contract Report for 127507/0001 - September 2018

Name or company name	Andrew Horne
Contract type name	GDS Contract
Purpose of contract	General
Contract start date	01/04/2009
Contract end date	

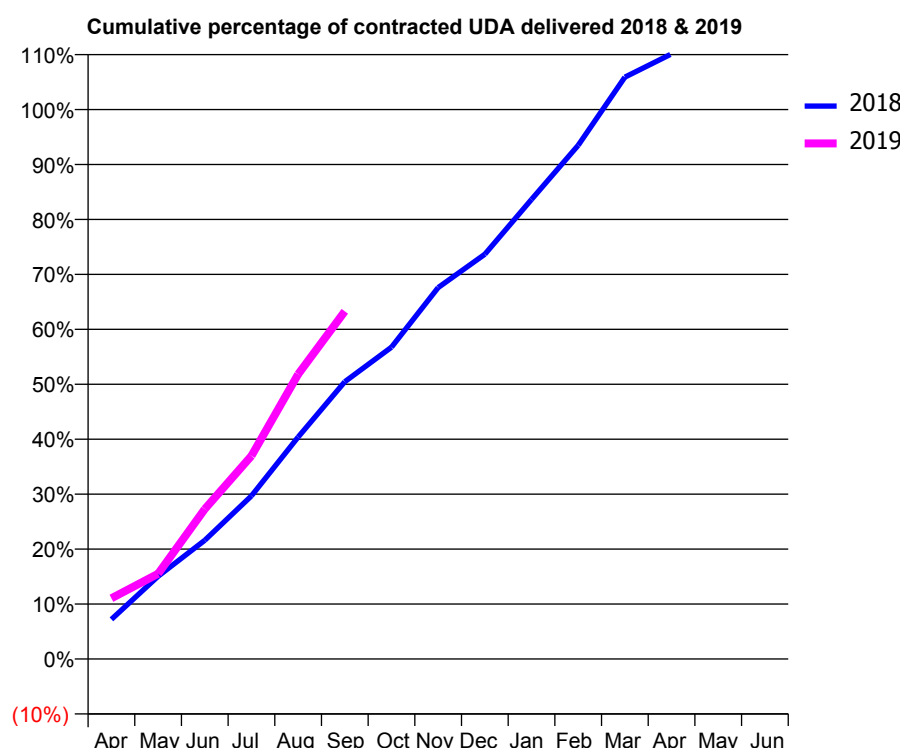
18/19 Contracted general activity (UDA)	1,322
Carry forward general activity (UDA)	-26
18/19 Contracted orthodontic activity (UOA)	0
Carry forward orthodontic activity (UOA)	0
Baseline contract value	£38,136.01

## ACCESS\*

Patients seen in 24 months	Total	Change since previous quarter
Quarter ending September 2017	613	
Quarter ending December 2017	622	→
Quarter ending March 2018	646	↑
Quarter ending June 2018	677	↑
Quarter ending September 2018	690	→
<b>Variance since September 2017</b>	<b>12.6%</b>	<b>↑</b>



## ACTIVITY



Adjusted Scheduled Activity (UDA)		
Month	2018	2019
April	96	146
May	199	205
June	286	361
July	393	489
August	534	685
September	667	837
October	750	
November	894	
December	974	
January	1,106	
February	1,236	
March	1,400	
April	1,456	
May	1,459	
June	1,459	

## QUALITY

	Quantity	Base Number	Contract	AT	Region	England
% of FP17s for the same patient ID Re-attending within 3 months - Children	66	558	11.8%	9.5%	11.1%	11.6%
% of FP17s for the same patient ID Re-attending within 3 months - Adults	0	0	N/A	13.7%	15.3%	15.5%
% of FP17s for the same patient ID Re-attending between 3 & 9 months - Children	308	558	55.2%	61.7%	61.1%	58.8%
% of FP17s for the same patient ID Re-attending between 3 & 9 months - Adults	0	0	N/A	53.1%	52.3%	51.1%
% of FP17s for Band 1 Urgent Courses	23	518	4.4%	8.6%	9.5%	9.0%
% of FP17s Relating to Free Repair or Replacements	1	518	0.2%	0.8%	0.7%	0.8%
% of FP17s Relating to Continuations	0	518	0.0%	1.0%	0.8%	0.9%
% of Patients satisfied with the dentistry they have received	0	0	N/A	93.0%	93.6%	93.3%
% of Patients satisfied with the time they had to wait for an appointment	0	0	N/A	90.5%	88.8%	88.9%

\* This is based on patients treated on this contract for their most recent course of treatment. Figures in italics indicate the base number of FP17s or Patient Questionnaire responses are less than 100. N/A is shown where the base number of responses is less than 10 during the period. % is calculated as Quantity/Base number\*100

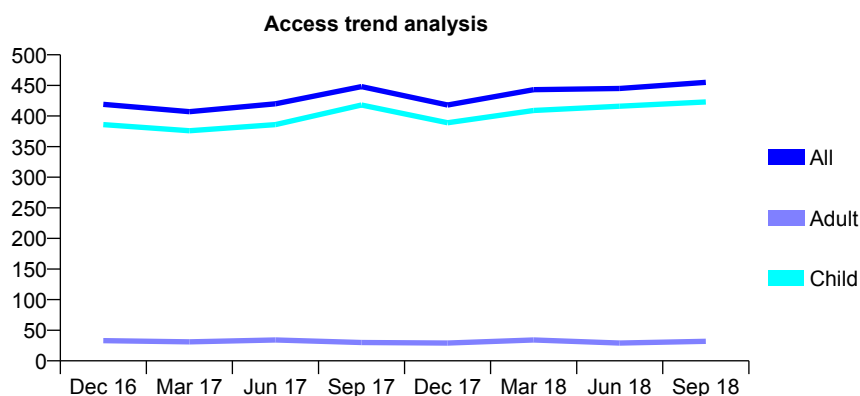
## Q65 - Vital Signs At a Glance Contract Report for 129496/0001 - September 2018

Name or company name	Smile Solutions Orthodontics
Contract type name	PDS Contract
Purpose of contract	General and Orthodontic
Contract start date	01/04/2006
Contract end date	31/03/2020

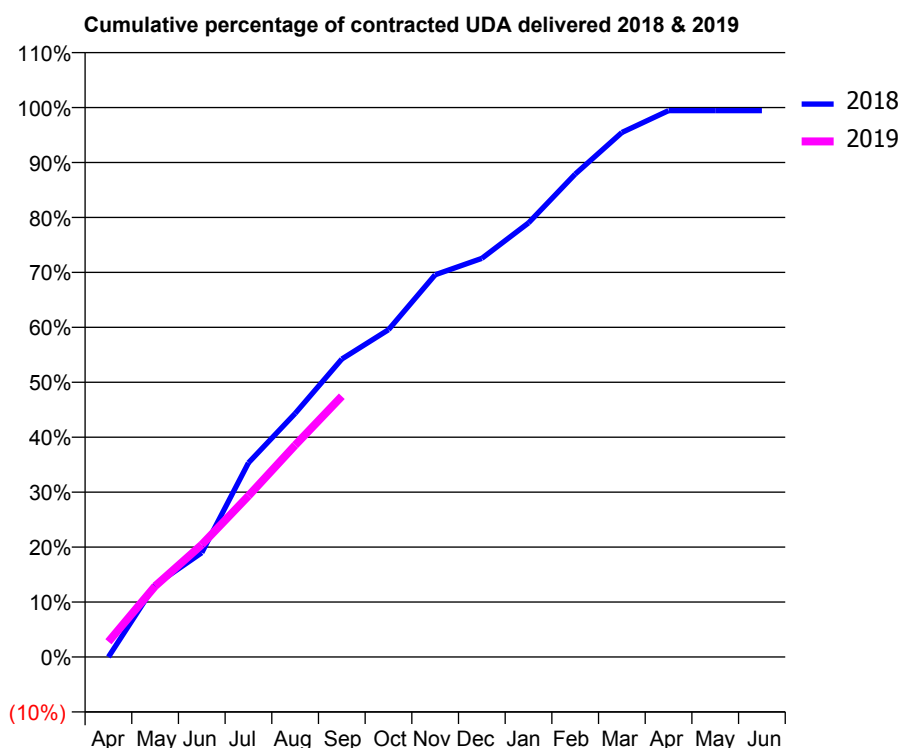
18/19 Contracted general activity (UDA)	900
Carry forward general activity (UDA)	5
18/19 Contracted orthodontic activity (UOA)	8,008
Carry forward orthodontic activity (UOA)	52
Baseline contract value	£567,095.09

### ACCESS\*

Patients seen in 24 months	Total	Change since previous quarter
Quarter ending September 2017	448	
Quarter ending December 2017	418	↓
Quarter ending March 2018	443	↑
Quarter ending June 2018	445	→
Quarter ending September 2018	455	↑
<b>Variance since September 2017</b>	<b>1.6%</b>	<b>→</b>



### ACTIVITY



Adjusted Scheduled Activity (UDA)		
Month	2018	2019
April	0	25
May	118	116
June	171	184
July	318	264
August	399	347
September	488	427
October	536	
November	626	
December	653	
January	711	
February	791	
March	859	
April	895	
May	895	
June	895	

### QUALITY

	Quantity	Base Number	Contract	AT	Region	England
% of FP17s for the same patient ID Re-attending within 3 months - Children	157	846	18.6%	9.5%	11.1%	11.6%
% of FP17s for the same patient ID Re-attending within 3 months - Adults	0	3	0.0%	13.7%	15.3%	15.5%
% of FP17s for the same patient ID Re-attending between 3 & 9 months - Children	44	846	5.2%	61.7%	61.1%	58.8%
% of FP17s for the same patient ID Re-attending between 3 & 9 months - Adults	0	3	0.0%	53.1%	52.3%	51.1%
% of FP17s for Band 1 Urgent Courses	0	169	0.0%	8.6%	9.5%	9.0%
% of FP17s Relating to Free Repair or Replacements	0	169	0.0%	0.8%	0.7%	0.8%
% of FP17s Relating to Continuations	0	169	0.0%	1.0%	0.8%	0.9%
% of Patients satisfied with the dentistry they have received	0	0	N/A	93.0%	93.6%	93.3%
% of Patients satisfied with the time they had to wait for an appointment	0	0	N/A	90.5%	88.8%	88.9%

\* This is based on patients treated on this contract for their most recent course of treatment. Figures in italics indicate the base number of FP17s or Patient Questionnaire responses are less than 100. N/A is shown where the base number of responses is less than 10 during the period. % is calculated as Quantity/Base number\*100

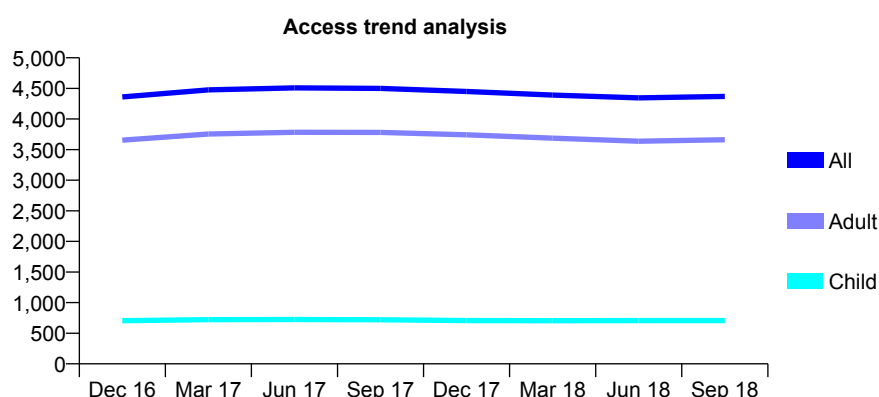
# Q65 - Vital Signs At a Glance Contract Report for 129690/0001 - September 2018

Name or company name	Dulverton Dental Practice Ltd
Contract type name	GDS Contract
Purpose of contract	General and Orthodontic
Contract start date	02/04/2007
Contract end date	

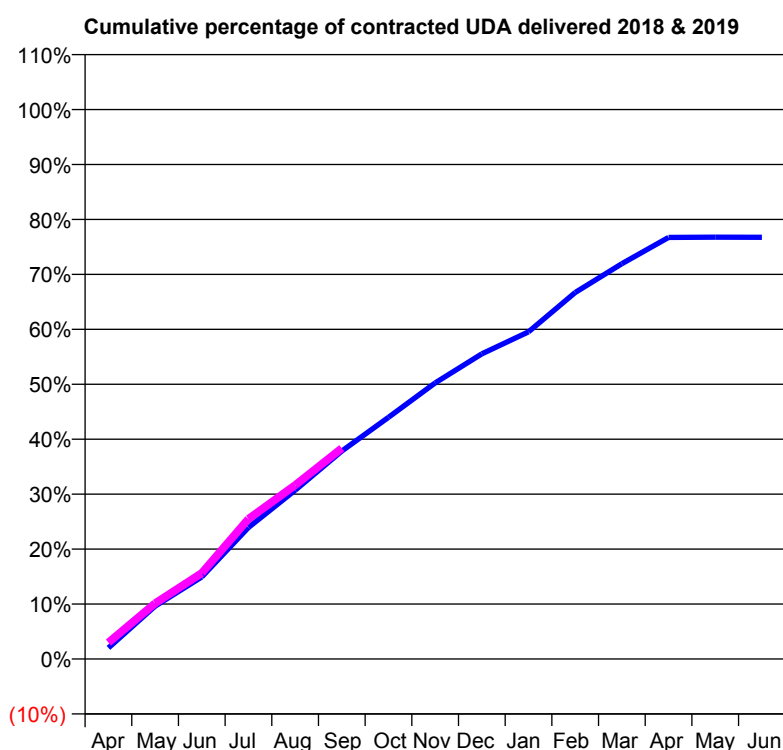
18/19 Contracted general activity (UDA)	16,500
Carry forward general activity (UDA)	0
18/19 Contracted orthodontic activity (UOA)	504
Carry forward orthodontic activity (UOA)	6
Baseline contract value	£494,357.27

## ACCESS\*

Patients seen in 24 months	Total	Change since previous quarter
Quarter ending September 2017	4,501	
Quarter ending December 2017	4,449	↓
Quarter ending March 2018	4,392	↓
Quarter ending June 2018	4,345	↓
Quarter ending September 2018	4,369	→
<b>Variance since September 2017</b>	<b>(2.9%)</b>	<b>↓</b>



## ACTIVITY



Adjusted Scheduled Activity (UDA)		
Month	2018	2019
April	333	496
May	1,588	1,670
June	2,463	2,579
July	3,949	4,207
August	5,067	5,221
September	6,246	6,327
October	7,256	
November	8,289	
December	9,165	
January	9,825	
February	11,006	
March	11,869	
April	12,659	
May	12,667	
June	12,661	

## QUALITY

	Quantity	Base Number	Contract	AT	Region	England
% of FP17s for the same patient ID Re-attending within 3 months - Children	65	638	10.2%	9.5%	11.1%	11.6%
% of FP17s for the same patient ID Re-attending within 3 months - Adults	445	2,773	16.0%	13.7%	15.3%	15.5%
% of FP17s for the same patient ID Re-attending between 3 & 9 months - Children	396	638	62.1%	61.7%	61.1%	58.8%
% of FP17s for the same patient ID Re-attending between 3 & 9 months - Adults	1,334	2,773	48.1%	53.1%	52.3%	51.1%
% of FP17s for Band 1 Urgent Courses	303	3,118	9.7%	8.6%	9.5%	9.0%
% of FP17s Relating to Free Repair or Replacements	38	3,118	1.2%	0.8%	0.7%	0.8%
% of FP17s Relating to Continuations	23	3,118	0.7%	1.0%	0.8%	0.9%
% of Patients satisfied with the dentistry they have received	4	5	N/A	93.0%	93.6%	93.3%
% of Patients satisfied with the time they had to wait for an appointment	5	5	N/A	90.5%	88.8%	88.9%

\* This is based on patients treated on this contract for their most recent course of treatment. Figures in italics indicate the base number of FP17s or Patient Questionnaire responses are less than 100. N/A is shown where the base number of responses is less than 10 during the period. % is calculated as Quantity/Base number\*100



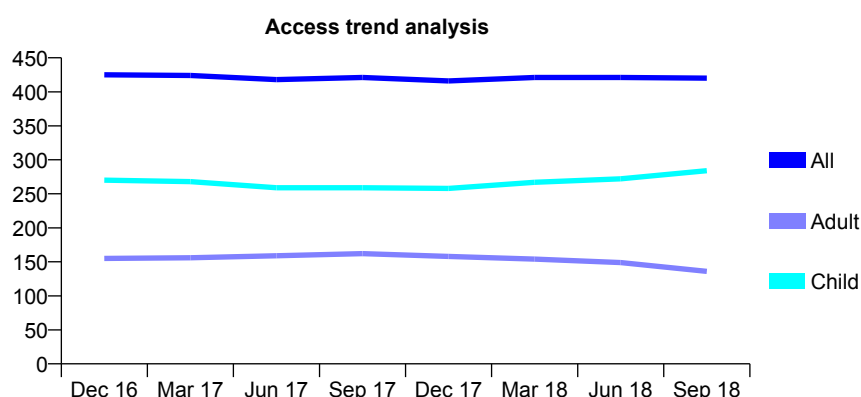
# Q65 - Vital Signs At a Glance Contract Report for 130281/0001 - September 2018

Name or company name	PDSP 1864
Contract type name	GDS Contract
Purpose of contract	General
Contract start date	01/08/2010
Contract end date	

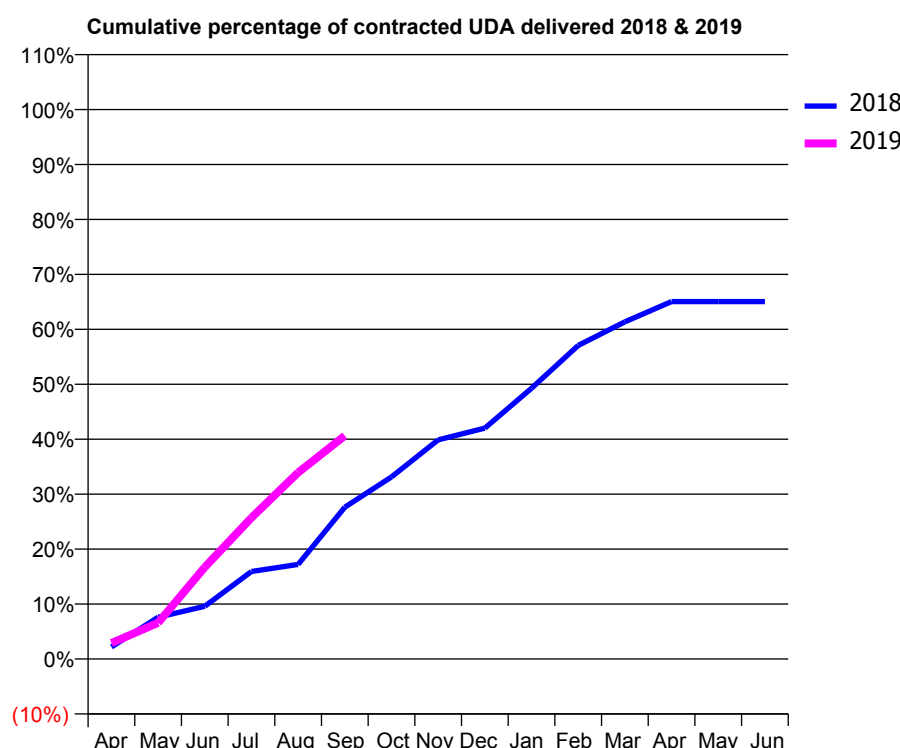
18/19 Contracted general activity (UDA)	900
Carry forward general activity (UDA)	0
18/19 Contracted orthodontic activity (UOA)	0
Carry forward orthodontic activity (UOA)	0
Baseline contract value	£20,947.18

## ACCESS\*

Patients seen in 24 months	Total	Change since previous quarter
Quarter ending September 2017	421	
Quarter ending December 2017	416	↓
Quarter ending March 2018	421	→
Quarter ending June 2018	421	→
Quarter ending September 2018	420	→
<b>Variance since September 2017</b>	<b>(0.2%)</b>	<b>→</b>



## ACTIVITY



Adjusted Scheduled Activity (UDA)		
Month	2018	2019
April	24	26
May	84	59
June	106	150
July	175	231
August	189	305
September	304	366
October	364	
November	439	
December	462	
January	542	
February	628	
March	675	
April	715	
May	715	
June	715	

## QUALITY

	Quantity	Base Number	Contract	AT	Region	England
% of FP17s for the same patient ID Re-attending within 3 months - Children	9	234	3.8%	9.5%	11.1%	11.6%
% of FP17s for the same patient ID Re-attending within 3 months - Adults	13	73	17.8%	13.7%	15.3%	15.5%
% of FP17s for the same patient ID Re-attending between 3 & 9 months - Children	143	234	61.1%	61.7%	61.1%	58.8%
% of FP17s for the same patient ID Re-attending between 3 & 9 months - Adults	30	73	41.1%	53.1%	52.3%	51.1%
% of FP17s for Band 1 Urgent Courses	19	267	7.1%	8.6%	9.5%	9.0%
% of FP17s Relating to Free Repair or Replacements	0	267	0.0%	0.8%	0.7%	0.8%
% of FP17s Relating to Continuations	0	267	0.0%	1.0%	0.8%	0.9%
% of Patients satisfied with the dentistry they have received	0	0	N/A	93.0%	93.6%	93.3%
% of Patients satisfied with the time they had to wait for an appointment	0	0	N/A	90.5%	88.8%	88.9%

\* This is based on patients treated on this contract for their most recent course of treatment. Figures in italics indicate the base number of FP17s or Patient Questionnaire responses are less than 100. N/A is shown where the base number of responses is less than 10 during the period. % is calculated as Quantity/Base number\*100

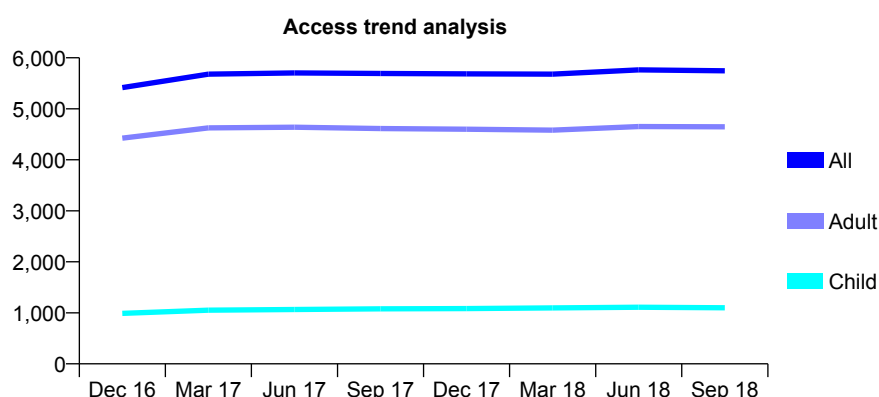
# Q65 - Vital Signs At a Glance Contract Report for 131504/0001 - September 2018

Name or company name	Clevedon Dental Care
Contract type name	GDS Contract
Purpose of contract	General
Contract start date	01/04/2010
Contract end date	

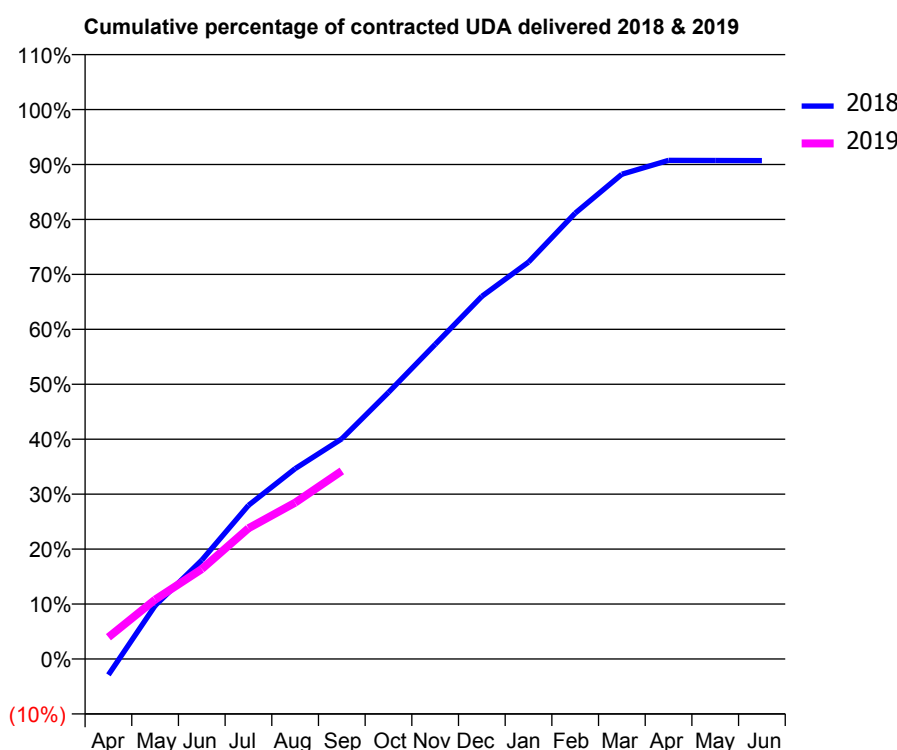
18/19 Contracted general activity (UDA)	22,315
Carry forward general activity (UDA)	0
18/19 Contracted orthodontic activity (UOA)	0
Carry forward orthodontic activity (UOA)	0
Baseline contract value	£466,446.92

## ACCESS\*

Patients seen in 24 months	Total	Change since previous quarter
Quarter ending September 2017	5,692	
Quarter ending December 2017	5,684	→
Quarter ending March 2018	5,680	→
Quarter ending June 2018	5,763	→
Quarter ending September 2018	5,746	→
<b>Variance since September 2017</b>	<b>0.9%</b>	<b>→</b>



## ACTIVITY



Adjusted Scheduled Activity (UDA)		
Month	2018	2019
April	-589	885
May	1,974	2,410
June	3,654	3,651
July	5,683	5,312
August	7,035	6,352
September	8,141	7,637
October	9,860	
November	11,631	
December	13,405	
January	14,673	
February	16,481	
March	17,921	
April	18,436	
May	18,428	
June	18,427	

## QUALITY

	Quantity	Base Number	Contract	AT	Region	England
% of FP17s for the same patient ID Re-attending within 3 months - Children	41	795	5.2%	9.5%	11.1%	11.6%
% of FP17s for the same patient ID Re-attending within 3 months - Adults	285	3,072	9.3%	13.7%	15.3%	15.5%
% of FP17s for the same patient ID Re-attending between 3 & 9 months - Children	499	795	62.8%	61.7%	61.1%	58.8%
% of FP17s for the same patient ID Re-attending between 3 & 9 months - Adults	1,815	3,072	59.1%	53.1%	52.3%	51.1%
% of FP17s for Band 1 Urgent Courses	178	3,583	5.0%	8.6%	9.5%	9.0%
% of FP17s Relating to Free Repair or Replacements	11	3,583	0.3%	0.8%	0.7%	0.8%
% of FP17s Relating to Continuations	41	3,583	1.1%	1.0%	0.8%	0.9%
% of Patients satisfied with the dentistry they have received	4	5	N/A	93.0%	93.6%	93.3%
% of Patients satisfied with the time they had to wait for an appointment	3	5	N/A	90.5%	88.8%	88.9%

\* This is based on patients treated on this contract for their most recent course of treatment. Figures in italics indicate the base number of FP17s or Patient Questionnaire responses are less than 100. N/A is shown where the base number of responses is less than 10 during the period. % is calculated as Quantity/Base number\*100

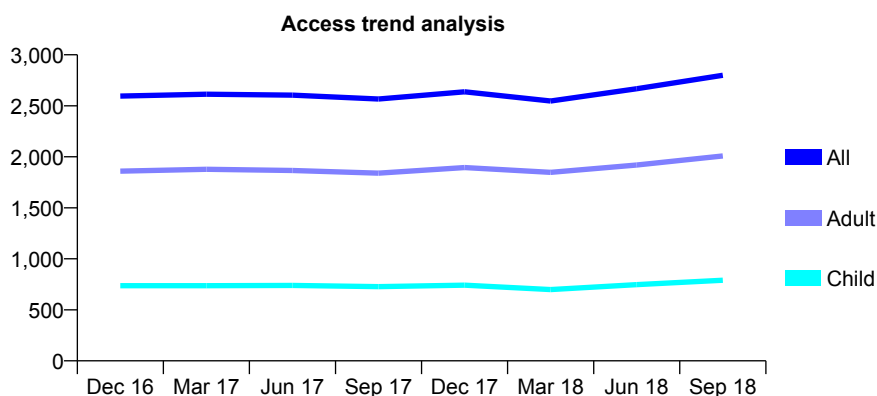
## Q65 - Vital Signs At a Glance Contract Report for 131563/0001 - September 2018

Name or company name	Broadwalk Dental Centre Practice Partners
Contract type name	GDS Contract
Purpose of contract	General
Contract start date	01/04/2008
Contract end date	

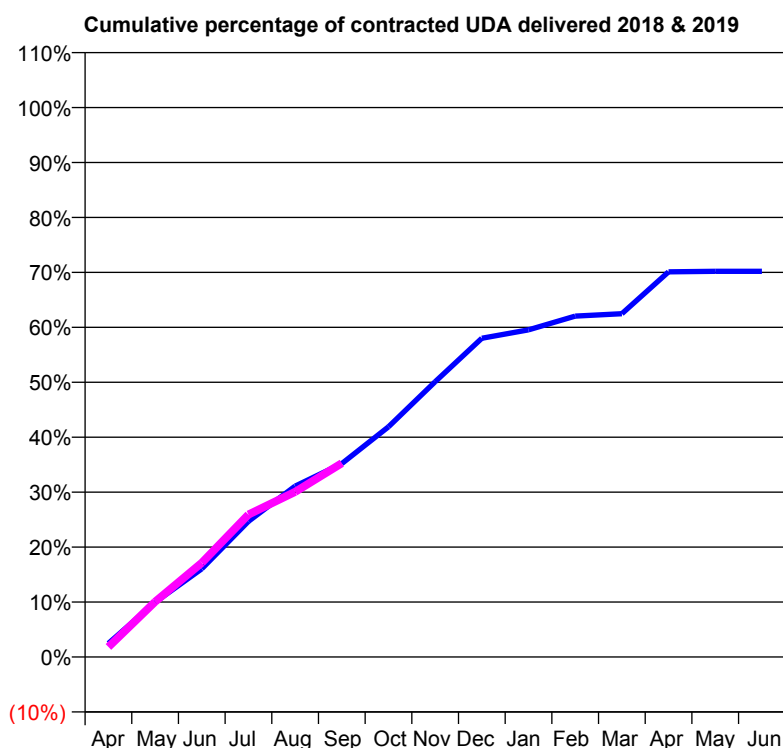
18/19 Contracted general activity (UDA)	10,000
Carry forward general activity (UDA)	0
18/19 Contracted orthodontic activity (UOA)	0
Carry forward orthodontic activity (UOA)	0
Baseline contract value	£236,929.01

### ACCESS\*

Patients seen in 24 months	Total	Change since previous quarter
Quarter ending September 2017	2,567	
Quarter ending December 2017	2,637	↑
Quarter ending March 2018	2,547	↓
Quarter ending June 2018	2,667	↑
Quarter ending September 2018	2,799	↑
<b>Variance since September 2017</b>	<b>9.0%</b>	<b>↑</b>



### ACTIVITY



Adjusted Scheduled Activity (UDA)		
Month	2018	2019
April	249	183
May	995	1,005
June	1,604	1,714
July	2,468	2,592
August	3,109	3,005
September	3,520	3,528
October	4,191	
November	5,010	
December	5,801	
January	5,953	
February	6,204	
March	6,246	
April	7,010	
May	7,020	
June	7,020	

### QUALITY

	Quantity	Base Number	Contract	AT	Region	England
% of FP17s for the same patient ID Re-attending within 3 months - Children	36	789	4.6%	9.5%	11.1%	11.6%
% of FP17s for the same patient ID Re-attending within 3 months - Adults	133	1,716	7.8%	13.7%	15.3%	15.5%
% of FP17s for the same patient ID Re-attending between 3 & 9 months - Children	389	789	49.3%	61.7%	61.1%	58.8%
% of FP17s for the same patient ID Re-attending between 3 & 9 months - Adults	812	1,716	47.3%	53.1%	52.3%	51.1%
% of FP17s for Band 1 Urgent Courses	67	2,009	3.3%	8.6%	9.5%	9.0%
% of FP17s Relating to Free Repair or Replacements	23	2,009	1.1%	0.8%	0.7%	0.8%
% of FP17s Relating to Continuations	34	2,009	1.7%	1.0%	0.8%	0.9%
% of Patients satisfied with the dentistry they have received	1	1	N/A	93.0%	93.6%	93.3%
% of Patients satisfied with the time they had to wait for an appointment	1	1	N/A	90.5%	88.8%	88.9%

\* This is based on patients treated on this contract for their most recent course of treatment. Figures in italics indicate the base number of FP17s or Patient Questionnaire responses are less than 100. N/A is shown where the base number of responses is less than 10 during the period. % is calculated as Quantity/Base number\*100

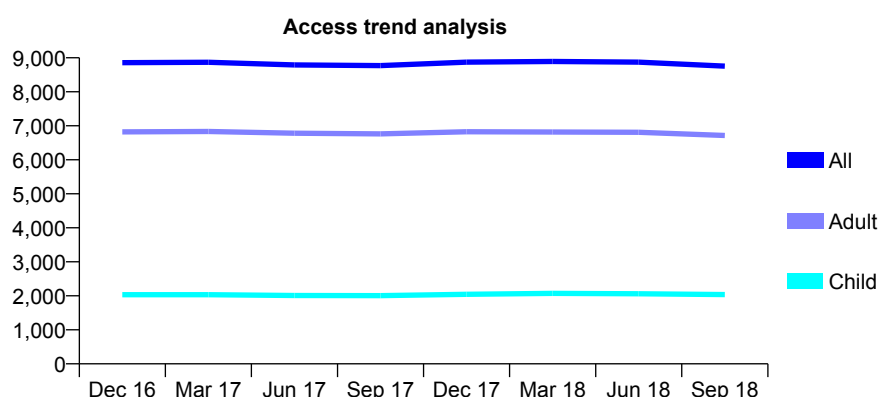
# Q65 - Vital Signs At a Glance Contract Report for 135739/0001 - September 2018

Name or company name	Woodburn Cottage Services Ltd
Contract type name	GDS Contract
Purpose of contract	General
Contract start date	01/04/2010
Contract end date	

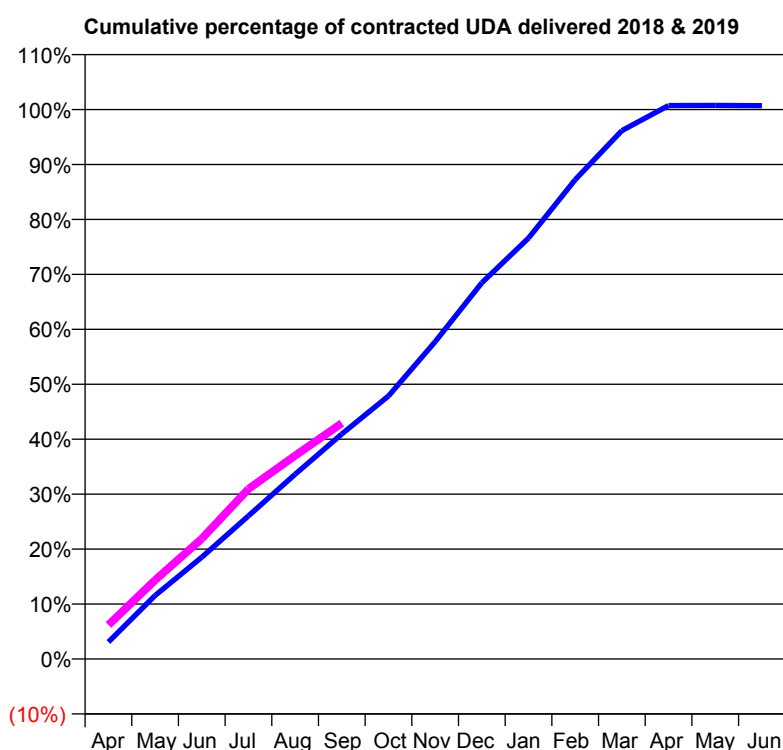
18/19 Contracted general activity (UDA)	27,795
Carry forward general activity (UDA)	-199
18/19 Contracted orthodontic activity (UOA)	0
Carry forward orthodontic activity (UOA)	0
Baseline contract value	£642,970.89

## ACCESS\*

Patients seen in 24 months	Total	Change since previous quarter
Quarter ending September 2017	8,769	
Quarter ending December 2017	8,872	→
Quarter ending March 2018	8,891	→
Quarter ending June 2018	8,871	→
Quarter ending September 2018	8,756	↓
<b>Variance since September 2017</b>	<b>(0.1%)</b>	<b>→</b>



## ACTIVITY



Adjusted Scheduled Activity (UDA)		
Month	2018	2019
April	894	1,725
May	3,329	3,988
June	5,338	6,088
July	7,503	8,605
August	9,682	10,292
September	11,790	11,929
October	13,786	
November	16,630	
December	19,717	
January	22,060	
February	25,116	
March	27,692	
April	29,003	
May	29,009	
June	28,994	

## QUALITY

	Quantity	Base Number	Contract	AT	Region	England
% of FP17s for the same patient ID Re-attending within 3 months - Children	98	1,480	6.6%	9.5%	11.1%	11.6%
% of FP17s for the same patient ID Re-attending within 3 months - Adults	658	4,647	14.2%	13.7%	15.3%	15.5%
% of FP17s for the same patient ID Re-attending between 3 & 9 months - Children	963	1,480	65.1%	61.7%	61.1%	58.8%
% of FP17s for the same patient ID Re-attending between 3 & 9 months - Adults	2,817	4,647	60.6%	53.1%	52.3%	51.1%
% of FP17s for Band 1 Urgent Courses	533	5,646	9.4%	8.6%	9.5%	9.0%
% of FP17s Relating to Free Repair or Replacements	100	5,646	1.8%	0.8%	0.7%	0.8%
% of FP17s Relating to Continuations	38	5,646	0.7%	1.0%	0.8%	0.9%
% of Patients satisfied with the dentistry they have received	10	10	100.0%	93.0%	93.6%	93.3%
% of Patients satisfied with the time they had to wait for an appointment	9	10	90.0%	90.5%	88.8%	88.9%

\* This is based on patients treated on this contract for their most recent course of treatment. Figures in italics indicate the base number of FP17s or Patient Questionnaire responses are less than 100. N/A is shown where the base number of responses is less than 10 during the period. % is calculated as Quantity/Base number\*100

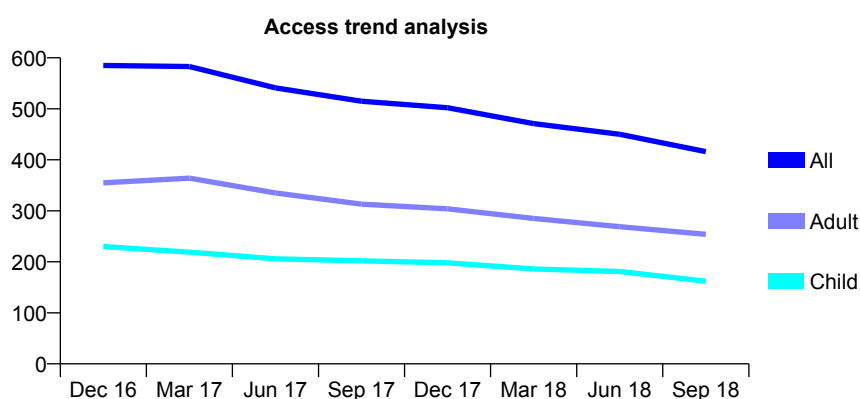
## Q65 - Vital Signs At a Glance Contract Report for 141216/0001 - September 2018

Name or company name	Gairloch House Dental Practice
Contract type name	GDS Contract
Purpose of contract	General
Contract start date	01/08/2013
Contract end date	

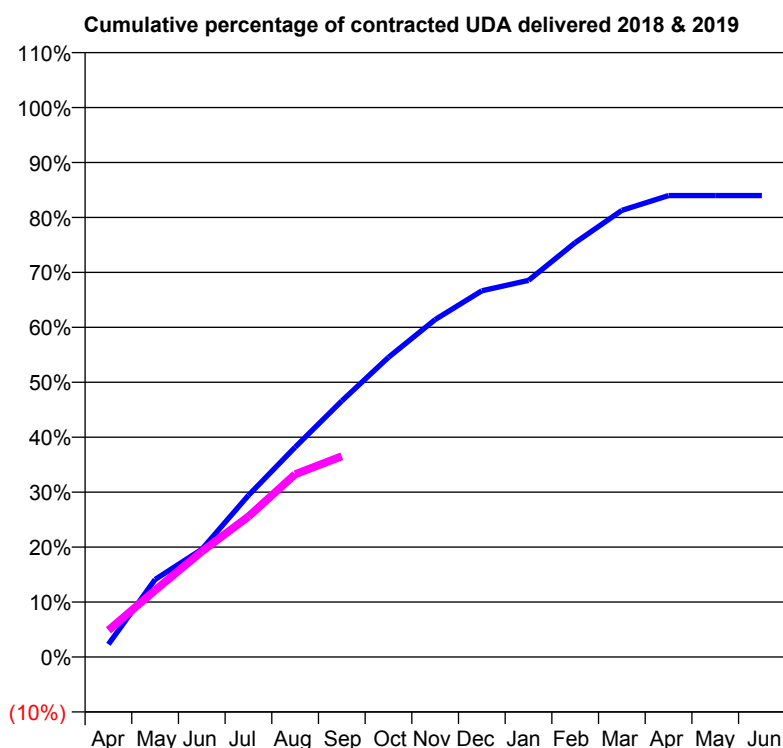
18/19 Contracted general activity (UDA)	1,170
Carry forward general activity (UDA)	0
18/19 Contracted orthodontic activity (UOA)	0
Carry forward orthodontic activity (UOA)	0
Baseline contract value	£28,079.39

### ACCESS\*

Patients seen in 24 months	Total	Change since previous quarter
Quarter ending September 2017	515	
Quarter ending December 2017	502	↓
Quarter ending March 2018	471	↓
Quarter ending June 2018	450	↓
Quarter ending September 2018	416	↓
<b>Variance since September 2017</b>	<b>(19.2%)</b>	<b>↓</b>



### ACTIVITY



Adjusted Scheduled Activity (UDA)		
Month	2018	2019
April	27	57
May	165	142
June	229	225
July	344	299
August	447	389
September	545	427
October	638	
November	719	
December	780	
January	802	
February	882	
March	951	
April	982	
May	982	
June	982	

### QUALITY

	Quantity	Base Number	Contract	AT	Region	England
% of FP17s for the same patient ID Re-attending within 3 months - Children	9	144	6.3%	9.5%	11.1%	11.6%
% of FP17s for the same patient ID Re-attending within 3 months - Adults	20	167	12.0%	13.7%	15.3%	15.5%
% of FP17s for the same patient ID Re-attending between 3 & 9 months - Children	106	144	73.6%	61.7%	61.1%	58.8%
% of FP17s for the same patient ID Re-attending between 3 & 9 months - Adults	105	167	62.9%	53.1%	52.3%	51.1%
% of FP17s for Band 1 Urgent Courses	12	288	4.2%	8.6%	9.5%	9.0%
% of FP17s Relating to Free Repair or Replacements	0	288	0.0%	0.8%	0.7%	0.8%
% of FP17s Relating to Continuations	4	288	1.4%	1.0%	0.8%	0.9%
% of Patients satisfied with the dentistry they have received	0	0	N/A	93.0%	93.6%	93.3%
% of Patients satisfied with the time they had to wait for an appointment	0	0	N/A	90.5%	88.8%	88.9%

\* This is based on patients treated on this contract for their most recent course of treatment. Figures in italics indicate the base number of FP17s or Patient Questionnaire responses are less than 100. N/A is shown where the base number of responses is less than 10 during the period. % is calculated as Quantity/Base number\*100

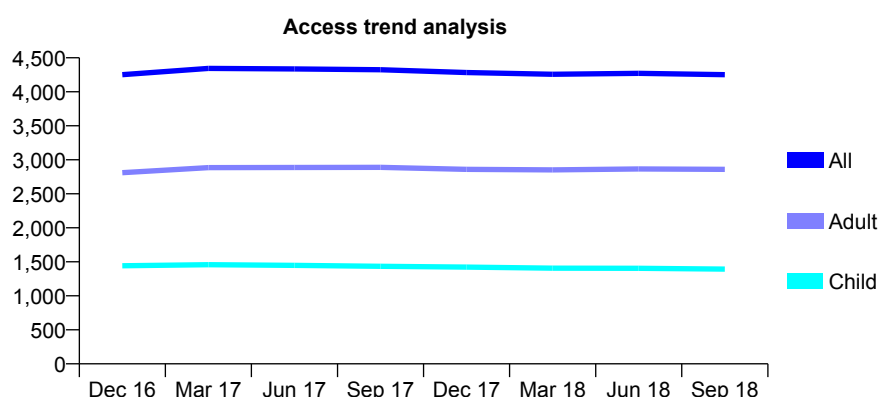
# Q65 - Vital Signs At a Glance Contract Report for 146706/0001 - September 2018

Name or company name	Coly House Ltd
Contract type name	GDS Contract
Purpose of contract	General
Contract start date	01/04/2010
Contract end date	

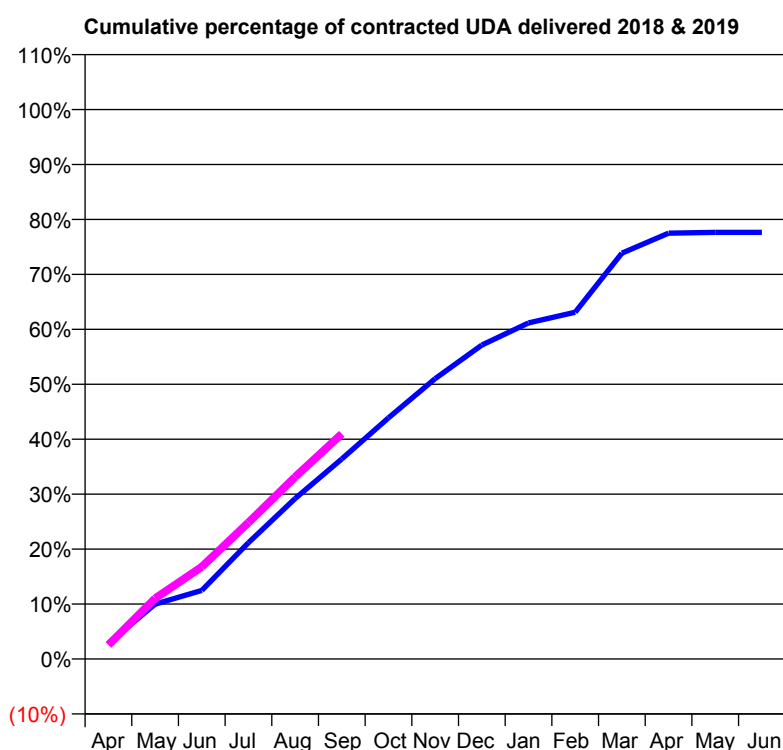
18/19 Contracted general activity (UDA)	10,000
Carry forward general activity (UDA)	0
18/19 Contracted orthodontic activity (UOA)	0
Carry forward orthodontic activity (UOA)	0
Baseline contract value	£222,833.90

## ACCESS\*

Patients seen in 24 months	Total	Change since previous quarter
Quarter ending September 2017	4,325	
Quarter ending December 2017	4,283	→
Quarter ending March 2018	4,257	→
Quarter ending June 2018	4,271	→
Quarter ending September 2018	4,252	→
<b>Variance since September 2017</b>	<b>(1.7%)</b>	<b>↓</b>



## ACTIVITY



Adjusted Scheduled Activity (UDA)		
Month	2018	2019
April	288	255
May	999	1,103
June	1,249	1,679
July	2,118	2,484
August	2,919	3,314
September	3,642	4,098
October	4,390	
November	5,102	
December	5,715	
January	6,117	
February	6,310	
March	7,385	
April	7,750	
May	7,763	
June	7,763	

## QUALITY

	Quantity	Base Number	Contract	AT	Region	England
% of FP17s for the same patient ID Re-attending within 3 months - Children	80	1,258	6.4%	9.5%	11.1%	11.6%
% of FP17s for the same patient ID Re-attending within 3 months - Adults	248	2,199	11.3%	13.7%	15.3%	15.5%
% of FP17s for the same patient ID Re-attending between 3 & 9 months - Children	861	1,258	68.4%	61.7%	61.1%	58.8%
% of FP17s for the same patient ID Re-attending between 3 & 9 months - Adults	1,367	2,199	62.2%	53.1%	52.3%	51.1%
% of FP17s for Band 1 Urgent Courses	152	2,599	5.8%	8.6%	9.5%	9.0%
% of FP17s Relating to Free Repair or Replacements	15	2,599	0.6%	0.8%	0.7%	0.8%
% of FP17s Relating to Continuations	31	2,599	1.2%	1.0%	0.8%	0.9%
% of Patients satisfied with the dentistry they have received	0	0	N/A	93.0%	93.6%	93.3%
% of Patients satisfied with the time they had to wait for an appointment	0	0	N/A	90.5%	88.8%	88.9%

\* This is based on patients treated on this contract for their most recent course of treatment. Figures in italics indicate the base number of FP17s or Patient Questionnaire responses are less than 100. N/A is shown where the base number of responses is less than 10 during the period. % is calculated as Quantity/Base number\*100

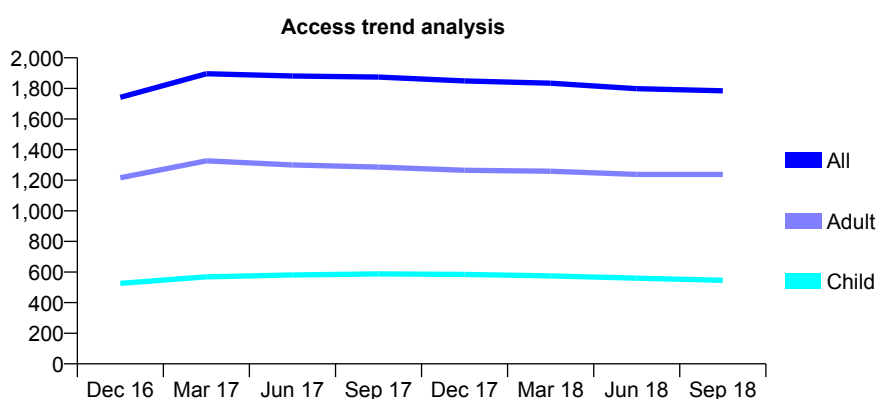
## Q65 - Vital Signs At a Glance Contract Report for 148172/0001 - September 2018

Name or company name	Stokes Lane Dental Practice
Contract type name	GDS Contract
Purpose of contract	General
Contract start date	01/04/2011
Contract end date	

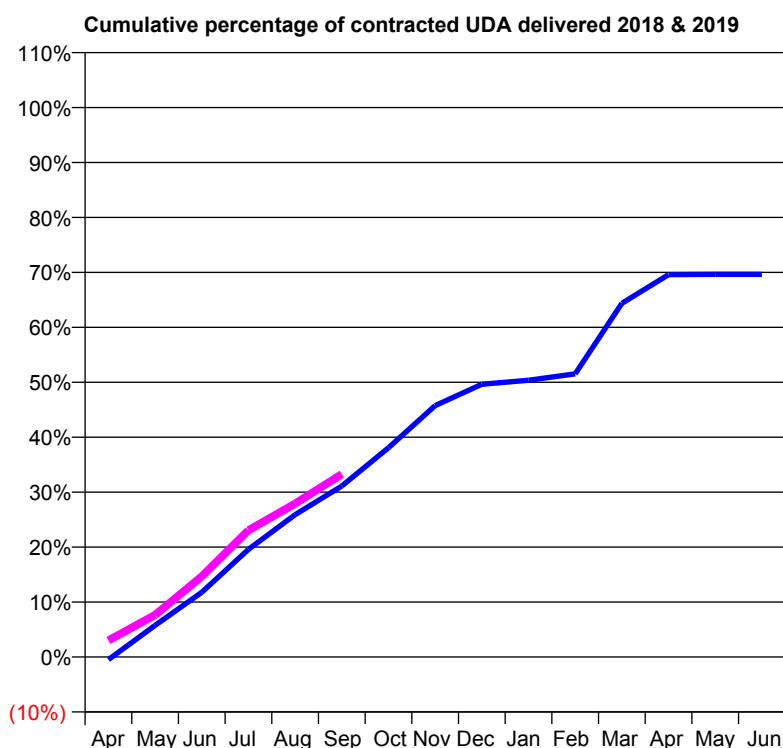
18/19 Contracted general activity (UDA)	5,819
Carry forward general activity (UDA)	0
18/19 Contracted orthodontic activity (UOA)	0
Carry forward orthodontic activity (UOA)	0
Baseline contract value	£126,634.39

### ACCESS\*

Patients seen in 24 months	Total	Change since previous quarter
Quarter ending September 2017	1,874	
Quarter ending December 2017	1,849	↓
Quarter ending March 2018	1,834	→
Quarter ending June 2018	1,798	↓
Quarter ending September 2018	1,784	→
<b>Variance since September 2017</b>	<b>(4.8%)</b>	<b>↓</b>



### ACTIVITY



Adjusted Scheduled Activity (UDA)		
Month	2018	2019
April	-28	176
May	335	445
June	685	853
July	1,140	1,342
August	1,508	1,625
September	1,811	1,937
October	2,216	
November	2,662	
December	2,889	
January	2,931	
February	2,999	
March	3,746	
April	4,049	
May	4,052	
June	4,052	

### QUALITY

	Quantity	Base Number	Contract	AT	Region	England
% of FP17s for the same patient ID Re-attending within 3 months - Children	21	376	5.6%	9.5%	11.1%	11.6%
% of FP17s for the same patient ID Re-attending within 3 months - Adults	98	825	11.9%	13.7%	15.3%	15.5%
% of FP17s for the same patient ID Re-attending between 3 & 9 months - Children	236	376	62.8%	61.7%	61.1%	58.8%
% of FP17s for the same patient ID Re-attending between 3 & 9 months - Adults	548	825	66.4%	53.1%	52.3%	51.1%
% of FP17s for Band 1 Urgent Courses	58	1,045	5.6%	8.6%	9.5%	9.0%
% of FP17s Relating to Free Repair or Replacements	16	1,045	1.5%	0.8%	0.7%	0.8%
% of FP17s Relating to Continuations	5	1,045	0.5%	1.0%	0.8%	0.9%
% of Patients satisfied with the dentistry they have received	2	2	N/A	93.0%	93.6%	93.3%
% of Patients satisfied with the time they had to wait for an appointment	2	2	N/A	90.5%	88.8%	88.9%

\* This is based on patients treated on this contract for their most recent course of treatment. Figures in italics indicate the base number of FP17s or Patient Questionnaire responses are less than 100. N/A is shown where the base number of responses is less than 10 during the period. % is calculated as Quantity/Base number\*100



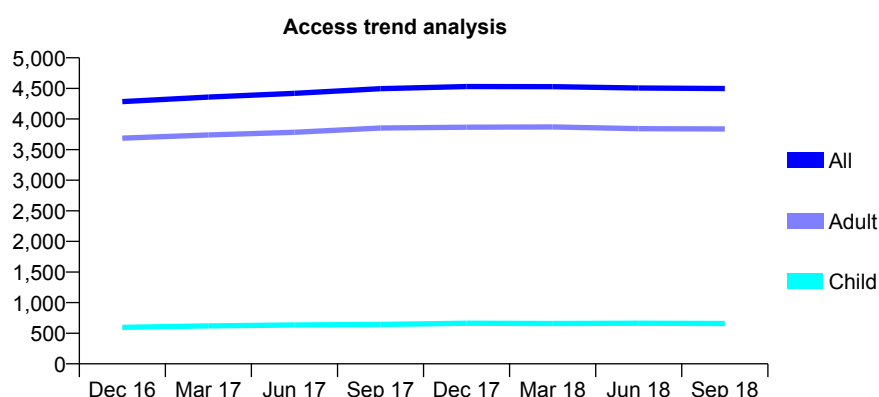
# Q65 - Vital Signs At a Glance Contract Report for 151416/0001 - September 2018

Name or company name	Mr AG Behanan
Contract type name	GDS Contract
Purpose of contract	General
Contract start date	01/09/2013
Contract end date	

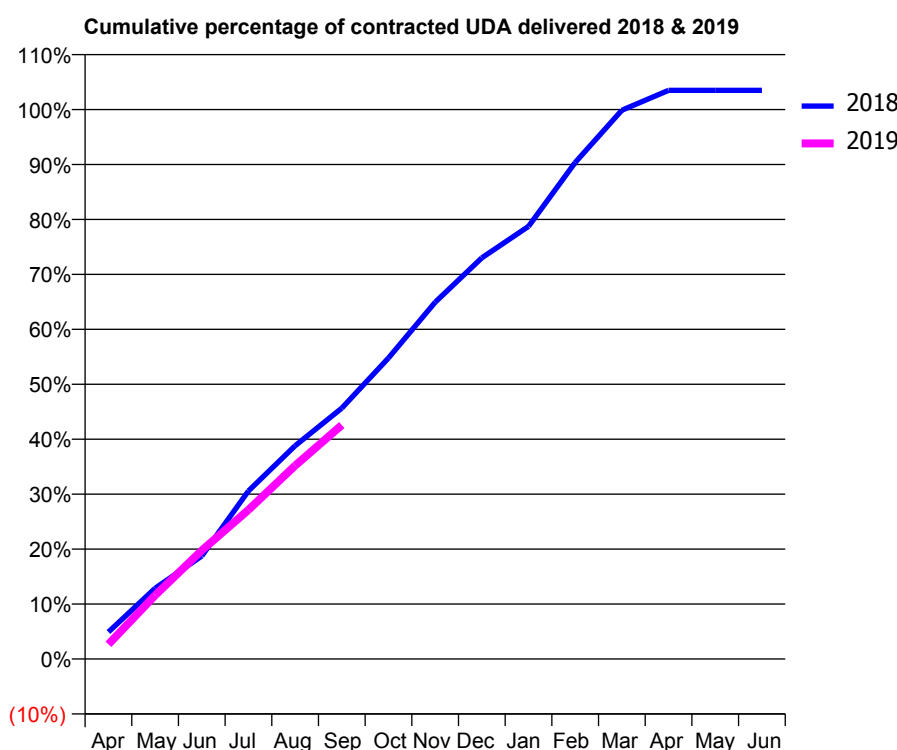
18/19 Contracted general activity (UDA)	16,000
Carry forward general activity (UDA)	-320
18/19 Contracted orthodontic activity (UOA)	0
Carry forward orthodontic activity (UOA)	0
Baseline contract value	£344,607.25

## ACCESS\*

Patients seen in 24 months	Total	Change since previous quarter
Quarter ending September 2017	4,496	
Quarter ending December 2017	4,530	→
Quarter ending March 2018	4,529	→
Quarter ending June 2018	4,506	→
Quarter ending September 2018	4,498	→
<b>Variance since September 2017</b>	<b>0.0%</b>	<b>→</b>



## ACTIVITY



Adjusted Scheduled Activity (UDA)		
Month	2018	2019
April	788	429
May	2,061	1,854
June	3,001	3,163
July	4,895	4,343
August	6,211	5,630
September	7,305	6,811
October	8,766	
November	10,389	
December	11,680	
January	12,596	
February	14,458	
March	15,978	
April	16,560	
May	16,558	
June	16,556	

## QUALITY

	Quantity	Base Number	Contract	AT	Region	England
% of FP17s for the same patient ID Re-attending within 3 months - Children	45	443	10.2%	9.5%	11.1%	11.6%
% of FP17s for the same patient ID Re-attending within 3 months - Adults	396	2,525	15.7%	13.7%	15.3%	15.5%
% of FP17s for the same patient ID Re-attending between 3 & 9 months - Children	221	443	49.9%	61.7%	61.1%	58.8%
% of FP17s for the same patient ID Re-attending between 3 & 9 months - Adults	1,390	2,525	55.0%	53.1%	52.3%	51.1%
% of FP17s for Band 1 Urgent Courses	349	2,763	12.6%	8.6%	9.5%	9.0%
% of FP17s Relating to Free Repair or Replacements	32	2,763	1.2%	0.8%	0.7%	0.8%
% of FP17s Relating to Continuations	26	2,763	0.9%	1.0%	0.8%	0.9%
% of Patients satisfied with the dentistry they have received	15	15	100.0%	93.0%	93.6%	93.3%
% of Patients satisfied with the time they had to wait for an appointment	15	15	100.0%	90.5%	88.8%	88.9%

\* This is based on patients treated on this contract for their most recent course of treatment. Figures in italics indicate the base number of FP17s or Patient Questionnaire responses are less than 100. N/A is shown where the base number of responses is less than 10 during the period. % is calculated as Quantity/Base number\*100

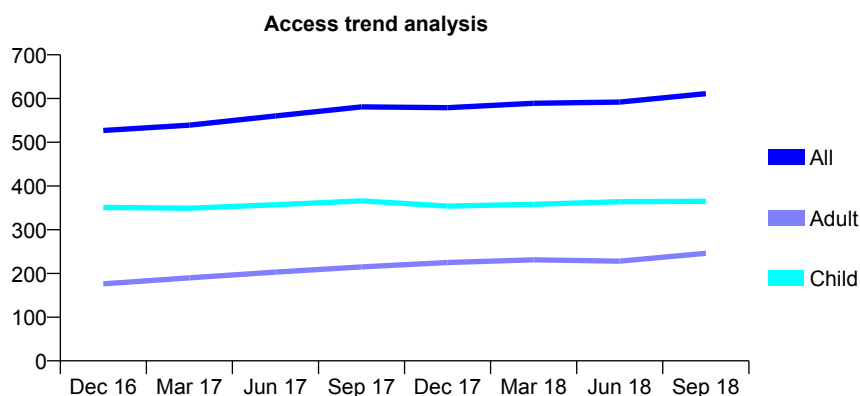
## Q65 - Vital Signs At a Glance Contract Report for 152277/0001 - September 2018

Name or company name	Myridakis and Myridaki
Contract type name	GDS Contract
Purpose of contract	General
Contract start date	17/12/2015
Contract end date	

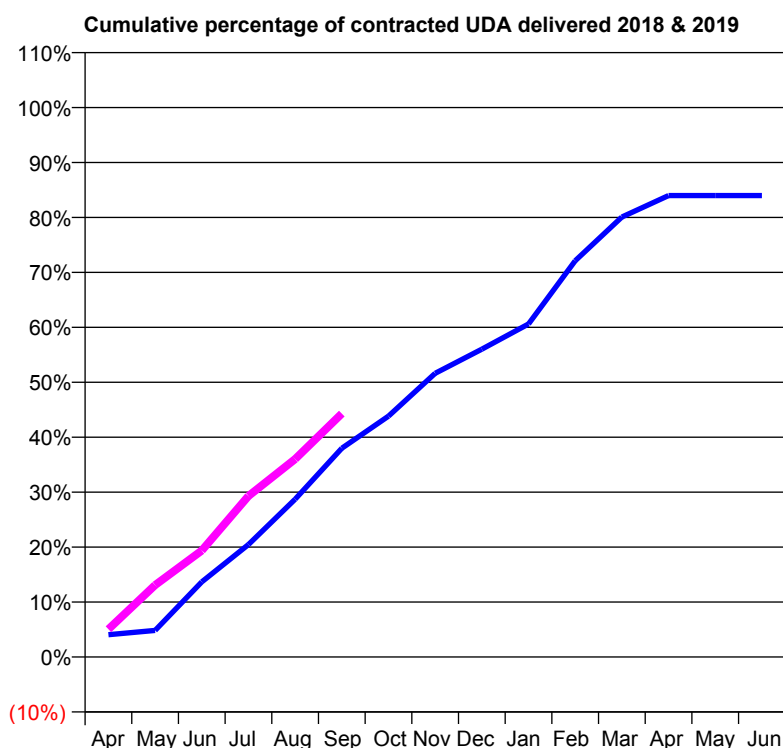
18/19 Contracted general activity (UDA)	1,500
Carry forward general activity (UDA)	0
18/19 Contracted orthodontic activity (UOA)	0
Carry forward orthodontic activity (UOA)	0
Baseline contract value	£32,288.57

### ACCESS\*

Patients seen in 24 months	Total	Change since previous quarter
Quarter ending September 2017	581	
Quarter ending December 2017	579	→
Quarter ending March 2018	589	→
Quarter ending June 2018	592	→
Quarter ending September 2018	611	↑
<b>Variance since September 2017</b>	<b>5.2%</b>	<b>↑</b>



### ACTIVITY



Adjusted Scheduled Activity (UDA)		
Month	2018	2019
April	73	76
May	87	196
June	246	291
July	369	440
August	517	540
September	684	665
October	789	
November	929	
December	1,008	
January	1,091	
February	1,298	
March	1,441	
April	1,512	
May	1,512	
June	1,512	

### QUALITY

	Quantity	Base Number	Contract	AT	Region	England
% of FP17s for the same patient ID Re-attending within 3 months - Children	15	268	5.6%	9.5%	11.1%	11.6%
% of FP17s for the same patient ID Re-attending within 3 months - Adults	7	124	5.6%	13.7%	15.3%	15.5%
% of FP17s for the same patient ID Re-attending between 3 & 9 months - Children	166	268	61.9%	61.7%	61.1%	58.8%
% of FP17s for the same patient ID Re-attending between 3 & 9 months - Adults	55	124	44.4%	53.1%	52.3%	51.1%
% of FP17s for Band 1 Urgent Courses	33	356	9.3%	8.6%	9.5%	9.0%
% of FP17s Relating to Free Repair or Replacements	0	356	0.0%	0.8%	0.7%	0.8%
% of FP17s Relating to Continuations	0	356	0.0%	1.0%	0.8%	0.9%
% of Patients satisfied with the dentistry they have received	1	1	N/A	93.0%	93.6%	93.3%
% of Patients satisfied with the time they had to wait for an appointment	1	1	N/A	90.5%	88.8%	88.9%

\* This is based on patients treated on this contract for their most recent course of treatment. Figures in italics indicate the base number of FP17s or Patient Questionnaire responses are less than 100. N/A is shown where the base number of responses is less than 10 during the period. % is calculated as Quantity/Base number\*100

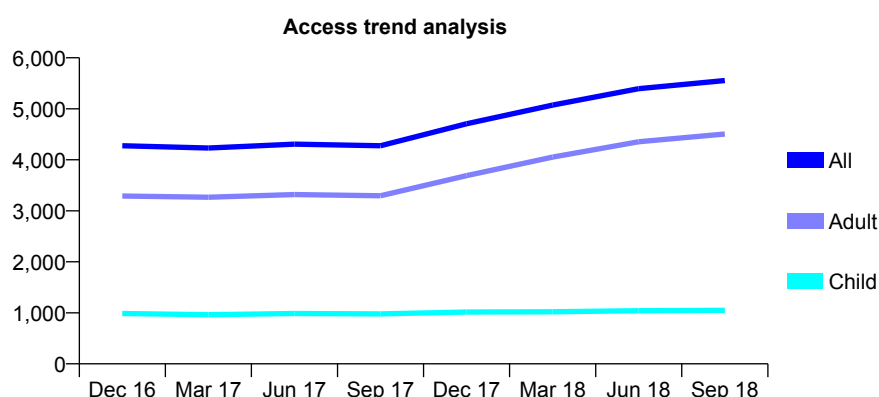
# Q65 - Vital Signs At a Glance Contract Report for 153753/0001 - September 2018

Name or company name	Redland Park DS Ltd
Contract type name	GDS Contract
Purpose of contract	General
Contract start date	01/04/2011
Contract end date	

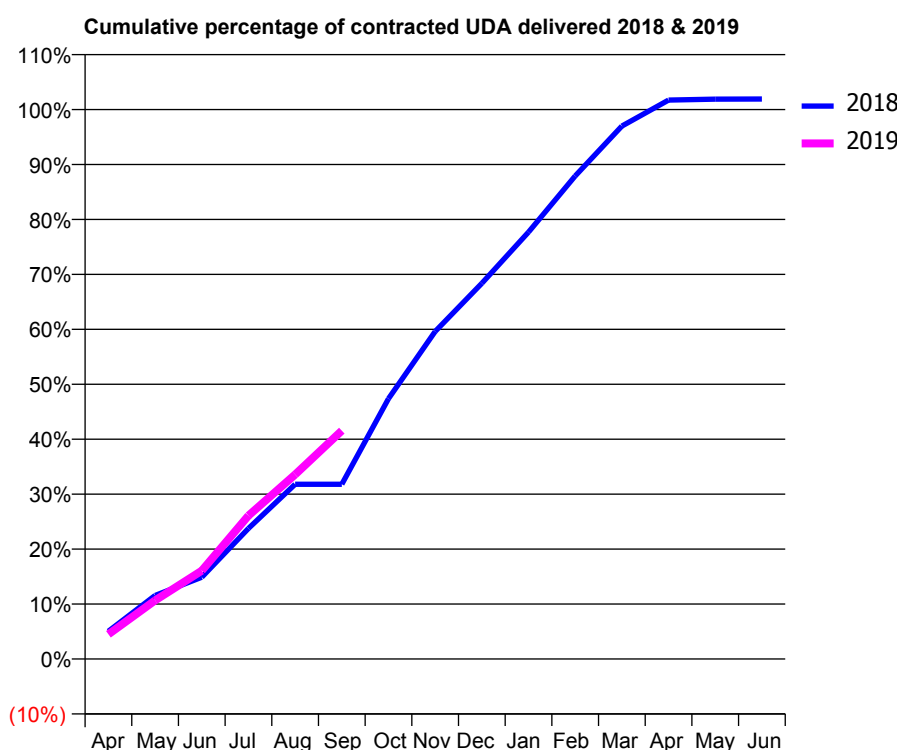
18/19 Contracted general activity (UDA)	14,224
Carry forward general activity (UDA)	-253
18/19 Contracted orthodontic activity (UOA)	0
Carry forward orthodontic activity (UOA)	0
Baseline contract value	£464,522.98

## ACCESS\*

Patients seen in 24 months	Total	Change since previous quarter
Quarter ending September 2017	4,276	
Quarter ending December 2017	4,706	↑
Quarter ending March 2018	5,074	↑
Quarter ending June 2018	5,395	↑
Quarter ending September 2018	5,555	↑
<b>Variance since September 2017</b>	<b>29.9%</b>	<b>↑</b>



## ACTIVITY



Adjusted Scheduled Activity (UDA)		
Month	2018	2019
April	669	640
May	1,530	1,518
June	1,970	2,288
July	3,144	3,711
August	4,207	4,774
September	4,207	5,911
October	6,264	
November	7,882	
December	9,041	
January	10,274	
February	11,625	
March	12,826	
April	13,452	
May	13,474	
June	13,477	

## QUALITY

	Quantity	Base Number	Contract	AT	Region	England
% of FP17s for the same patient ID Re-attending within 3 months - Children	31	716	4.3%	9.5%	11.1%	11.6%
% of FP17s for the same patient ID Re-attending within 3 months - Adults	346	2,959	11.7%	13.7%	15.3%	15.5%
% of FP17s for the same patient ID Re-attending between 3 & 9 months - Children	444	716	62.0%	61.7%	61.1%	58.8%
% of FP17s for the same patient ID Re-attending between 3 & 9 months - Adults	1,519	2,959	51.3%	53.1%	52.3%	51.1%
% of FP17s for Band 1 Urgent Courses	432	3,051	14.2%	8.6%	9.5%	9.0%
% of FP17s Relating to Free Repair or Replacements	34	3,051	1.1%	0.8%	0.7%	0.8%
% of FP17s Relating to Continuations	18	3,051	0.6%	1.0%	0.8%	0.9%
% of Patients satisfied with the dentistry they have received	10	10	100.0%	93.0%	93.6%	93.3%
% of Patients satisfied with the time they had to wait for an appointment	9	10	90.0%	90.5%	88.8%	88.9%

\* This is based on patients treated on this contract for their most recent course of treatment. Figures in italics indicate the base number of FP17s or Patient Questionnaire responses are less than 100. N/A is shown where the base number of responses is less than 10 during the period. % is calculated as Quantity/Base number\*100

## Q65 - Vital Signs At a Glance Contract Report for 154091/0001 - September 2018

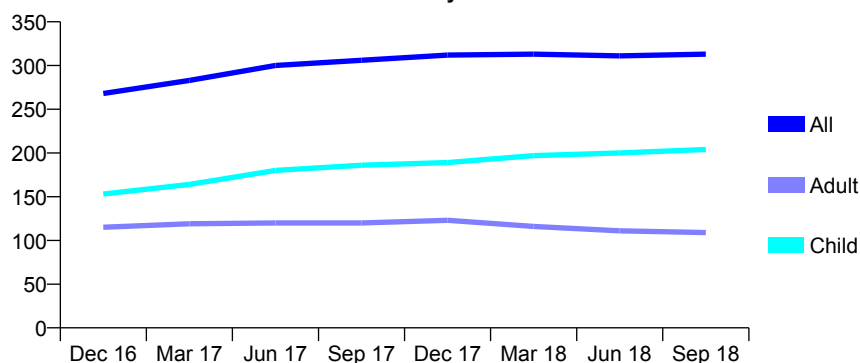
Name or company name	RCST Ltd
Contract type name	GDS Contract
Purpose of contract	General
Contract start date	01/10/2012
Contract end date	

18/19 Contracted general activity (UDA)	616
Carry forward general activity (UDA)	0
18/19 Contracted orthodontic activity (UOA)	0
Carry forward orthodontic activity (UOA)	0
Baseline contract value	£14,515.44

### ACCESS\*

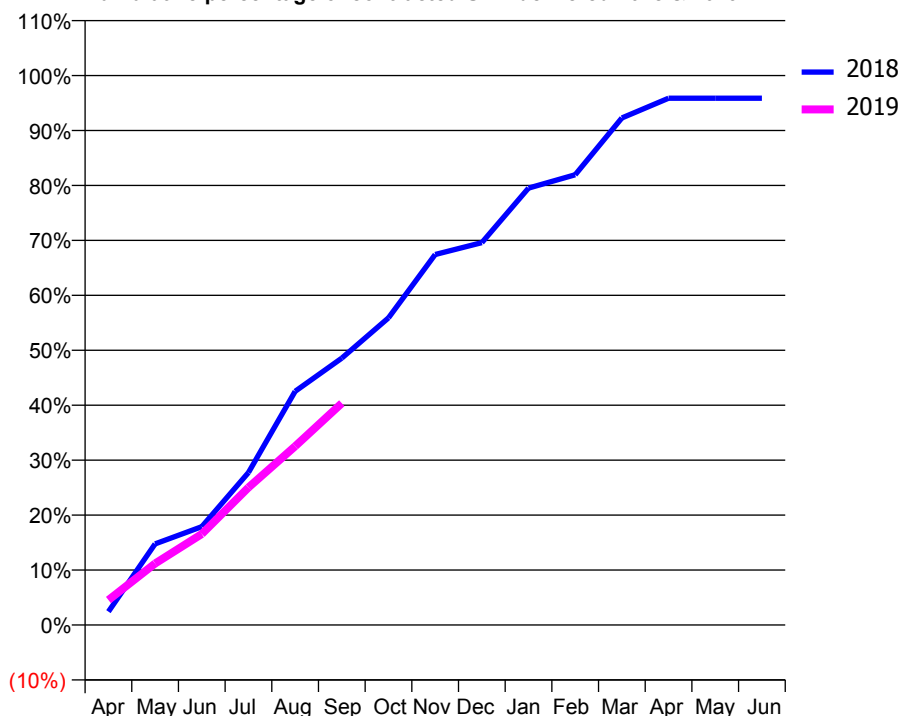
Patients seen in 24 months	Total	Change since previous quarter
Quarter ending September 2017	306	
Quarter ending December 2017	312	→
Quarter ending March 2018	313	→
Quarter ending June 2018	311	→
Quarter ending September 2018	313	→
<b>Variance since September 2017</b>	<b>2.3%</b>	<b>↑</b>

### Access trend analysis



### ACTIVITY

#### Cumulative percentage of contracted UDA delivered 2018 & 2019



#### Adjusted Scheduled Activity (UDA)

Month	2018	2019
April	15	28
May	91	69
June	110	102
July	171	154
August	262	200
September	299	249
October	344	
November	415	
December	429	
January	490	
February	505	
March	568	
April	591	
May	591	
June	591	

### QUALITY

	Quantity	Base Number	Contract	AT	Region	England
% of FP17s for the same patient ID Re-attending within 3 months - Children	6	144	4.2%	9.5%	11.1%	11.6%
% of FP17s for the same patient ID Re-attending within 3 months - Adults	4	54	7.4%	13.7%	15.3%	15.5%
% of FP17s for the same patient ID Re-attending between 3 & 9 months - Children	102	144	70.8%	61.7%	61.1%	58.8%
% of FP17s for the same patient ID Re-attending between 3 & 9 months - Adults	33	54	61.1%	53.1%	52.3%	51.1%
% of FP17s for Band 1 Urgent Courses	3	180	1.7%	8.6%	9.5%	9.0%
% of FP17s Relating to Free Repair or Replacements	0	180	0.0%	0.8%	0.7%	0.8%
% of FP17s Relating to Continuations	0	180	0.0%	1.0%	0.8%	0.9%
% of Patients satisfied with the dentistry they have received	0	0	N/A	93.0%	93.6%	93.3%
% of Patients satisfied with the time they had to wait for an appointment	0	0	N/A	90.5%	88.8%	88.9%

\* This is based on patients treated on this contract for their most recent course of treatment. Figures in italics indicate the base number of FP17s or Patient Questionnaire responses are less than 100. N/A is shown where the base number of responses is less than 10 during the period. % is calculated as Quantity/Base number\*100

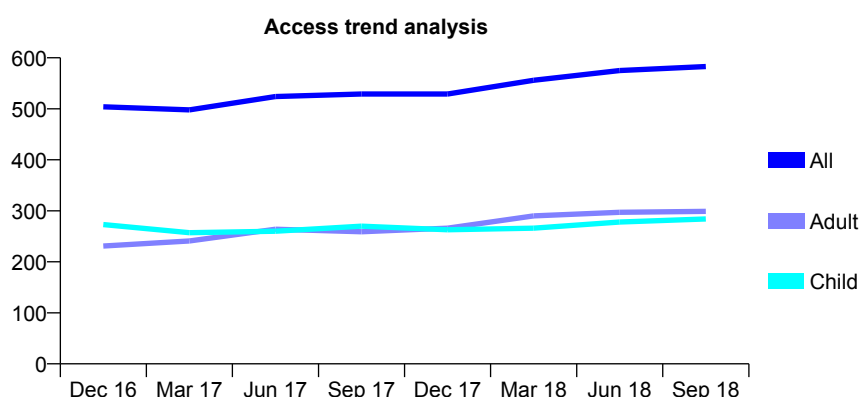
# Q65 - Vital Signs At a Glance Contract Report for 158151/0001 - September 2018

Name or company name	The Dental Touch
Contract type name	GDS Contract
Purpose of contract	General
Contract start date	28/02/2011
Contract end date	

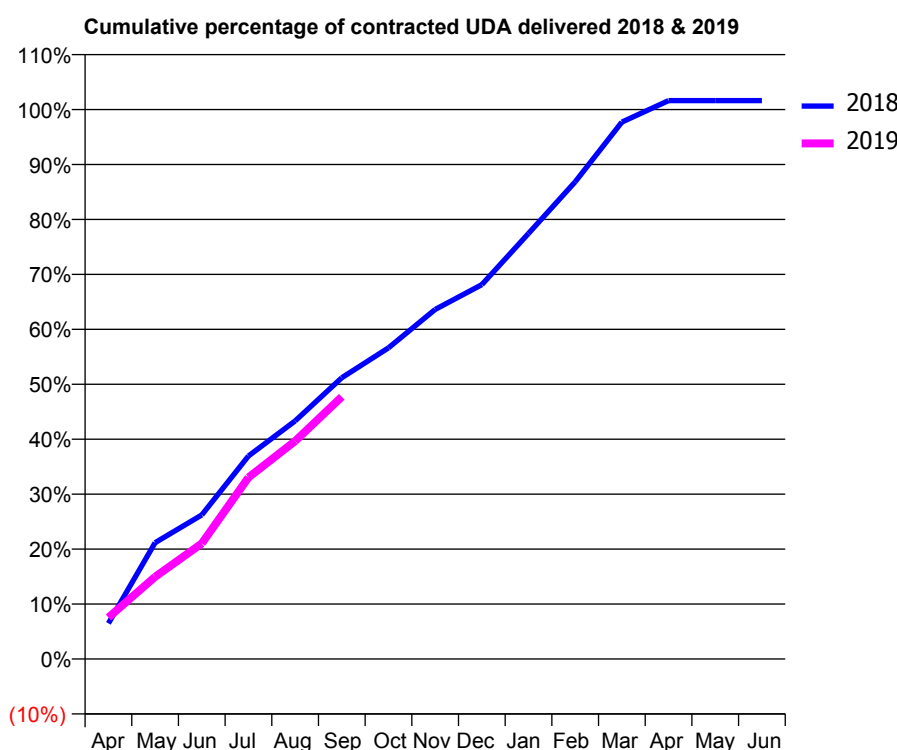
18/19 Contracted general activity (UDA)	1,156
Carry forward general activity (UDA)	-19
18/19 Contracted orthodontic activity (UOA)	0
Carry forward orthodontic activity (UOA)	0
Baseline contract value	£31,675.04

## ACCESS\*

Patients seen in 24 months	Total	Change since previous quarter
Quarter ending September 2017	529	
Quarter ending December 2017	529	→
Quarter ending March 2018	556	↑
Quarter ending June 2018	575	↑
Quarter ending September 2018	583	→
<b>Variance since September 2017</b>	<b>10.2%</b>	<b>↑</b>



## ACTIVITY



Month	Adjusted Scheduled Activity (UDA)	
	2018	2019
April	75	87
May	245	173
June	303	243
July	427	382
August	501	459
September	592	552
October	655	
November	735	
December	788	
January	895	
February	1,004	
March	1,129	
April	1,175	
May	1,175	
June	1,175	

## QUALITY

	Quantity	Base Number	Contract	AT	Region	England
% of FP17s for the same patient ID Re-attending within 3 months - Children	10	190	5.3%	9.5%	11.1%	11.6%
% of FP17s for the same patient ID Re-attending within 3 months - Adults	3	100	3.0%	13.7%	15.3%	15.5%
% of FP17s for the same patient ID Re-attending between 3 & 9 months - Children	104	190	54.7%	61.7%	61.1%	58.8%
% of FP17s for the same patient ID Re-attending between 3 & 9 months - Adults	30	100	30.0%	53.1%	52.3%	51.1%
% of FP17s for Band 1 Urgent Courses	23	270	8.5%	8.6%	9.5%	9.0%
% of FP17s Relating to Free Repair or Replacements	0	270	0.0%	0.8%	0.7%	0.8%
% of FP17s Relating to Continuations	1	270	0.4%	1.0%	0.8%	0.9%
% of Patients satisfied with the dentistry they have received	0	0	N/A	93.0%	93.6%	93.3%
% of Patients satisfied with the time they had to wait for an appointment	0	0	N/A	90.5%	88.8%	88.9%

\* This is based on patients treated on this contract for their most recent course of treatment. Figures in italics indicate the base number of FP17s or Patient Questionnaire responses are less than 100. N/A is shown where the base number of responses is less than 10 during the period. % is calculated as Quantity/Base number\*100

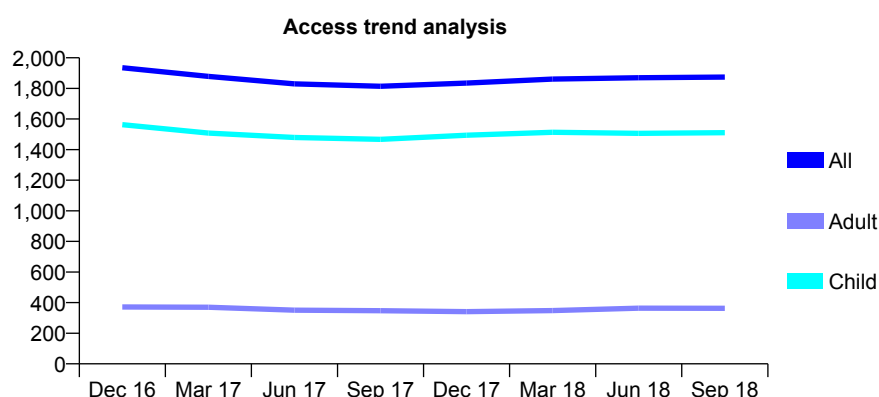
# Q65 - Vital Signs At a Glance Contract Report for 159808/0001 - September 2018

Name or company name	Redland Dental Practice
Contract type name	GDS Contract
Purpose of contract	General
Contract start date	01/04/2006
Contract end date	

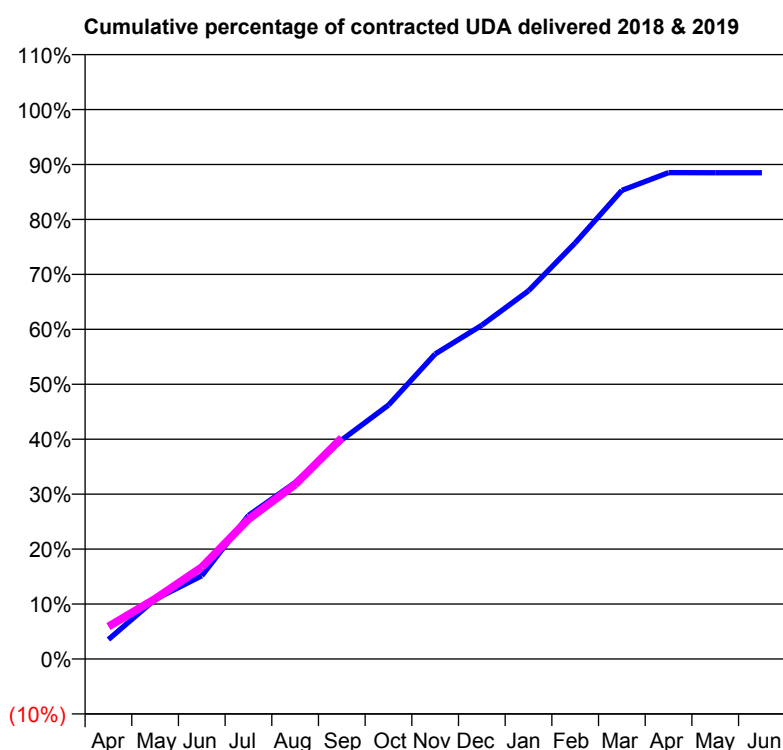
18/19 Contracted general activity (UDA)	5,000
Carry forward general activity (UDA)	0
18/19 Contracted orthodontic activity (UOA)	0
Carry forward orthodontic activity (UOA)	0
Baseline contract value	£124,812.30

## ACCESS\*

Patients seen in 24 months	Total	Change since previous quarter
Quarter ending September 2017	1,814	
Quarter ending December 2017	1,835	→
Quarter ending March 2018	1,861	→
Quarter ending June 2018	1,870	→
Quarter ending September 2018	1,874	→
<b>Variance since September 2017</b>	<b>3.3%</b>	<b>↑</b>



## ACTIVITY



Adjusted Scheduled Activity (UDA)		
Month	2018	2019
April	178	296
May	543	548
June	758	835
July	1,307	1,273
August	1,606	1,587
September	1,994	2,013
October	2,311	
November	2,775	
December	3,037	
January	3,351	
February	3,787	
March	4,264	
April	4,426	
May	4,425	
June	4,425	

## QUALITY

	Quantity	Base Number	Contract	AT	Region	England
% of FP17s for the same patient ID Re-attending within 3 months - Children	81	1,183	6.8%	9.5%	11.1%	11.6%
% of FP17s for the same patient ID Re-attending within 3 months - Adults	25	160	15.6%	13.7%	15.3%	15.5%
% of FP17s for the same patient ID Re-attending between 3 & 9 months - Children	692	1,183	58.5%	61.7%	61.1%	58.8%
% of FP17s for the same patient ID Re-attending between 3 & 9 months - Adults	97	160	60.6%	53.1%	52.3%	51.1%
% of FP17s for Band 1 Urgent Courses	73	1,252	5.8%	8.6%	9.5%	9.0%
% of FP17s Relating to Free Repair or Replacements	0	1,252	0.0%	0.8%	0.7%	0.8%
% of FP17s Relating to Continuations	5	1,252	0.4%	1.0%	0.8%	0.9%
% of Patients satisfied with the dentistry they have received	0	0	N/A	93.0%	93.6%	93.3%
% of Patients satisfied with the time they had to wait for an appointment	0	0	N/A	90.5%	88.8%	88.9%

\* This is based on patients treated on this contract for their most recent course of treatment. Figures in italics indicate the base number of FP17s or Patient Questionnaire responses are less than 100. N/A is shown where the base number of responses is less than 10 during the period. % is calculated as Quantity/Base number\*100

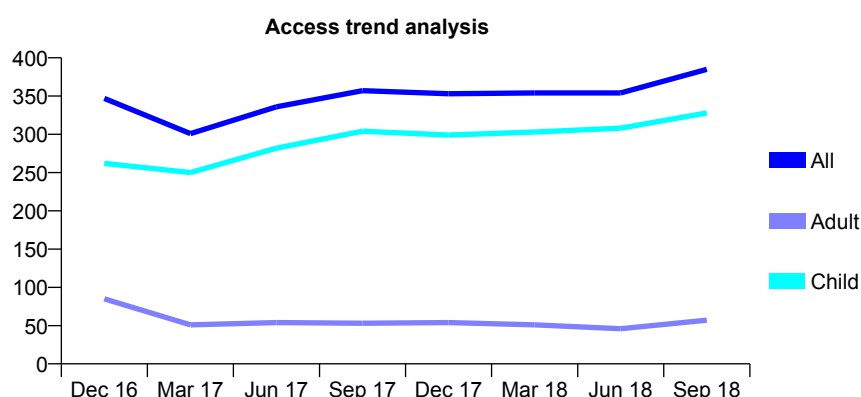
# Q65 - Vital Signs At a Glance Contract Report for 161136/0001 - September 2018

Name or company name	Straight & Bright Dental LTD
Contract type name	PDS Contract
Purpose of contract	General and Orthodontic
Contract start date	01/04/2011
Contract end date	31/03/2021

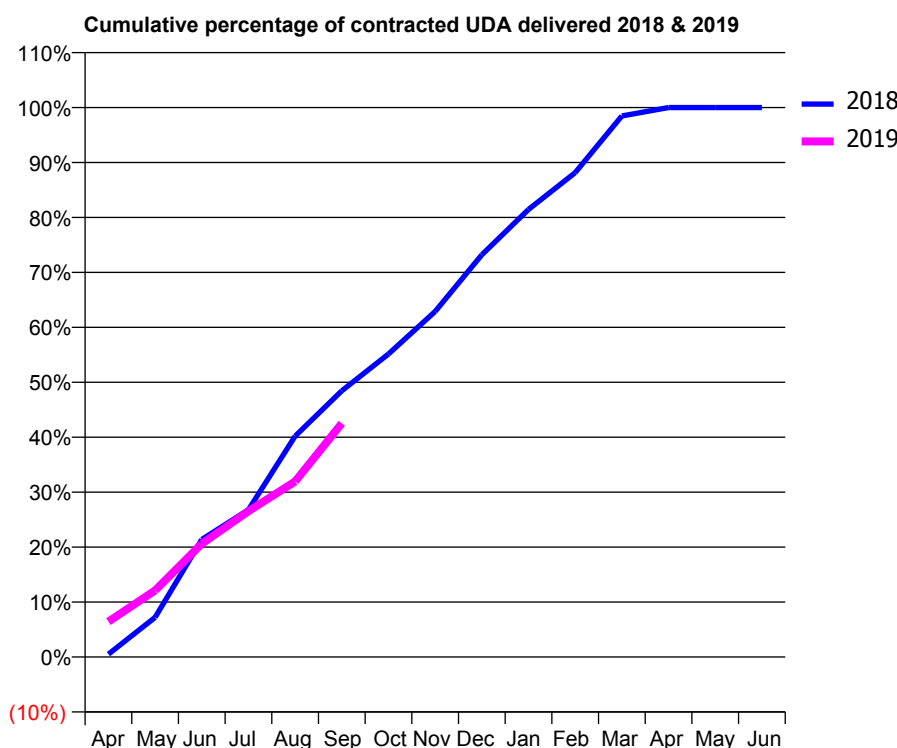
18/19 Contracted general activity (UDA)	388
Carry forward general activity (UDA)	0
18/19 Contracted orthodontic activity (UOA)	6,957
Carry forward orthodontic activity (UOA)	0
Baseline contract value	£508,763.47

## ACCESS\*

Patients seen in 24 months	Total	Change since previous quarter
Quarter ending September 2017	357	
Quarter ending December 2017	353	↓
Quarter ending March 2018	354	→
Quarter ending June 2018	354	→
Quarter ending September 2018	385	↑
<b>Variance since September 2017</b>	<b>7.8%</b>	<b>↑</b>



## ACTIVITY



Month	Adjusted Scheduled Activity (UDA)	
	2018	2019
April	2	25
May	28	47
June	83	80
July	104	103
August	156	124
September	188	165
October	214	
November	244	
December	284	
January	316	
February	342	
March	382	
April	388	
May	388	
June	388	

## QUALITY

	Quantity	Base Number	Contract	AT	Region	England
% of FP17s for the same patient ID Re-attending within 3 months - Children	40	689	5.8%	9.5%	11.1%	11.6%
% of FP17s for the same patient ID Re-attending within 3 months - Adults	0	25	0.0%	13.7%	15.3%	15.5%
% of FP17s for the same patient ID Re-attending between 3 & 9 months - Children	42	689	6.1%	61.7%	61.1%	58.8%
% of FP17s for the same patient ID Re-attending between 3 & 9 months - Adults	2	25	8.0%	53.1%	52.3%	51.1%
% of FP17s for Band 1 Urgent Courses	0	90	0.0%	8.6%	9.5%	9.0%
% of FP17s Relating to Free Repair or Replacements	0	90	0.0%	0.8%	0.7%	0.8%
% of FP17s Relating to Continuations	0	90	0.0%	1.0%	0.8%	0.9%
% of Patients satisfied with the dentistry they have received	0	0	N/A	93.0%	93.6%	93.3%
% of Patients satisfied with the time they had to wait for an appointment	0	0	N/A	90.5%	88.8%	88.9%

\* This is based on patients treated on this contract for their most recent course of treatment. Figures in italics indicate the base number of FP17s or Patient Questionnaire responses are less than 100. N/A is shown where the base number of responses is less than 10 during the period. % is calculated as Quantity/Base number\*100



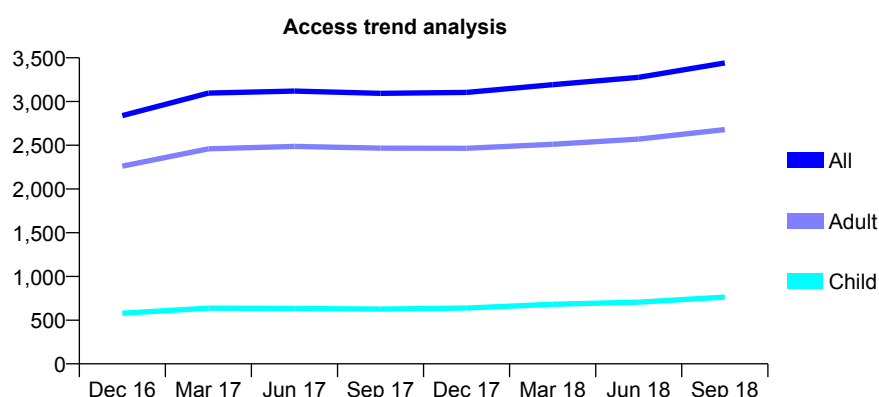
# Q65 - Vital Signs At a Glance Contract Report for 162493/0001 - September 2018

Name or company name	Honeycomb Dental Clinic
Contract type name	GDS Contract
Purpose of contract	General
Contract start date	01/03/2015
Contract end date	

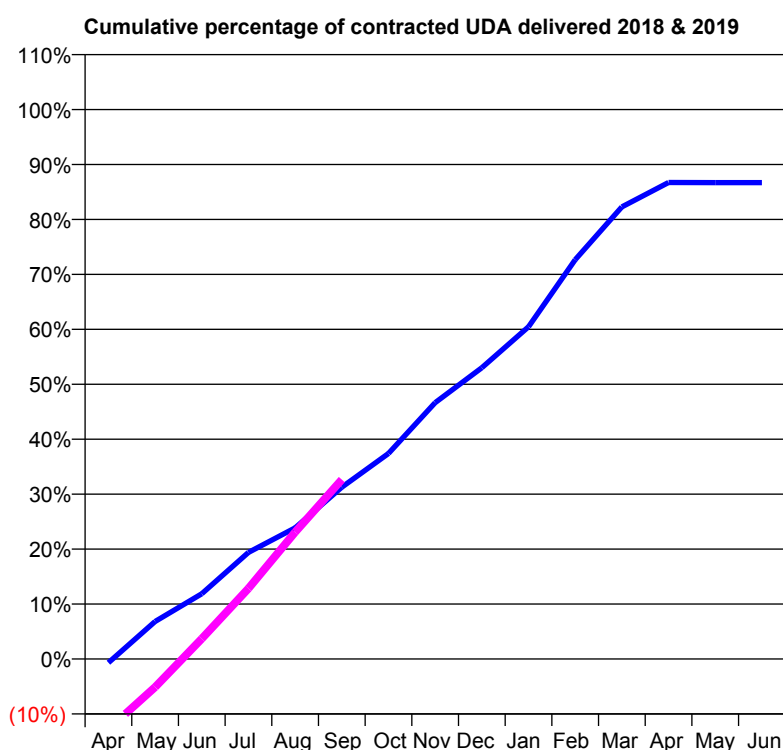
18/19 Contracted general activity (UDA)	8,978
Carry forward general activity (UDA)	1,526
18/19 Contracted orthodontic activity (UOA)	0
Carry forward orthodontic activity (UOA)	0
Baseline contract value	£193,014.79

## ACCESS\*

Patients seen in 24 months	Total	Change since previous quarter
Quarter ending September 2017	3,093	
Quarter ending December 2017	3,104	→
Quarter ending March 2018	3,192	↑
Quarter ending June 2018	3,277	↑
Quarter ending September 2018	3,442	↑
<b>Variance since September 2017</b>	<b>11.3%</b>	<b>↑</b>



## ACTIVITY



Adjusted Scheduled Activity (UDA)		
Month	2018	2019
April	-81	-1,150
May	784	-461
June	1,363	333
July	2,228	1,154
August	2,741	2,074
September	3,588	2,932
October	4,295	
November	5,354	
December	6,084	
January	6,940	
February	8,342	
March	9,443	
April	9,954	
May	9,952	
June	9,952	

## QUALITY

	Quantity	Base Number	Contract	AT	Region	England
% of FP17s for the same patient ID Re-attending within 3 months - Children	35	640	5.5%	9.5%	11.1%	11.6%
% of FP17s for the same patient ID Re-attending within 3 months - Adults	236	2,017	11.7%	13.7%	15.3%	15.5%
% of FP17s for the same patient ID Re-attending between 3 & 9 months - Children	378	640	59.1%	61.7%	61.1%	58.8%
% of FP17s for the same patient ID Re-attending between 3 & 9 months - Adults	1,186	2,017	58.8%	53.1%	52.3%	51.1%
% of FP17s for Band 1 Urgent Courses	141	2,427	5.8%	8.6%	9.5%	9.0%
% of FP17s Relating to Free Repair or Replacements	35	2,427	1.4%	0.8%	0.7%	0.8%
% of FP17s Relating to Continuations	4	2,427	0.2%	1.0%	0.8%	0.9%
% of Patients satisfied with the dentistry they have received	3	3	N/A	93.0%	93.6%	93.3%
% of Patients satisfied with the time they had to wait for an appointment	2	3	N/A	90.5%	88.8%	88.9%

\* This is based on patients treated on this contract for their most recent course of treatment. Figures in italics indicate the base number of FP17s or Patient Questionnaire responses are less than 100. N/A is shown where the base number of responses is less than 10 during the period. % is calculated as Quantity/Base number\*100

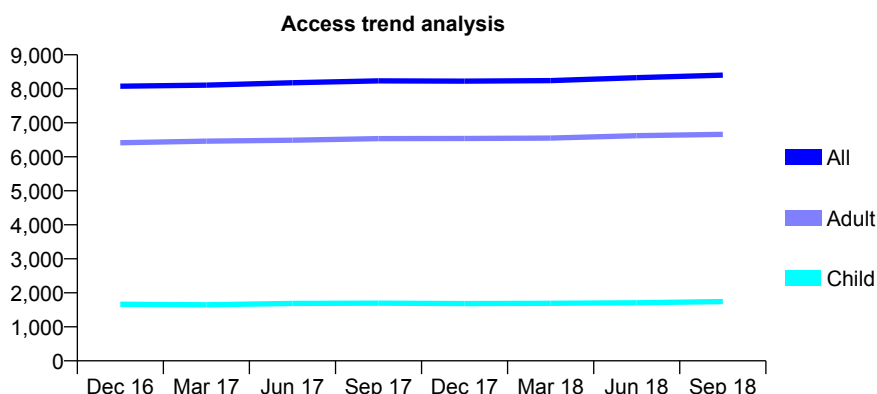
## Q65 - Vital Signs At a Glance Contract Report for 163341/0001 - September 2018

Name or company name	The Ile Dental Centre Ltd
Contract type name	GDS Contract
Purpose of contract	General
Contract start date	01/05/2012
Contract end date	

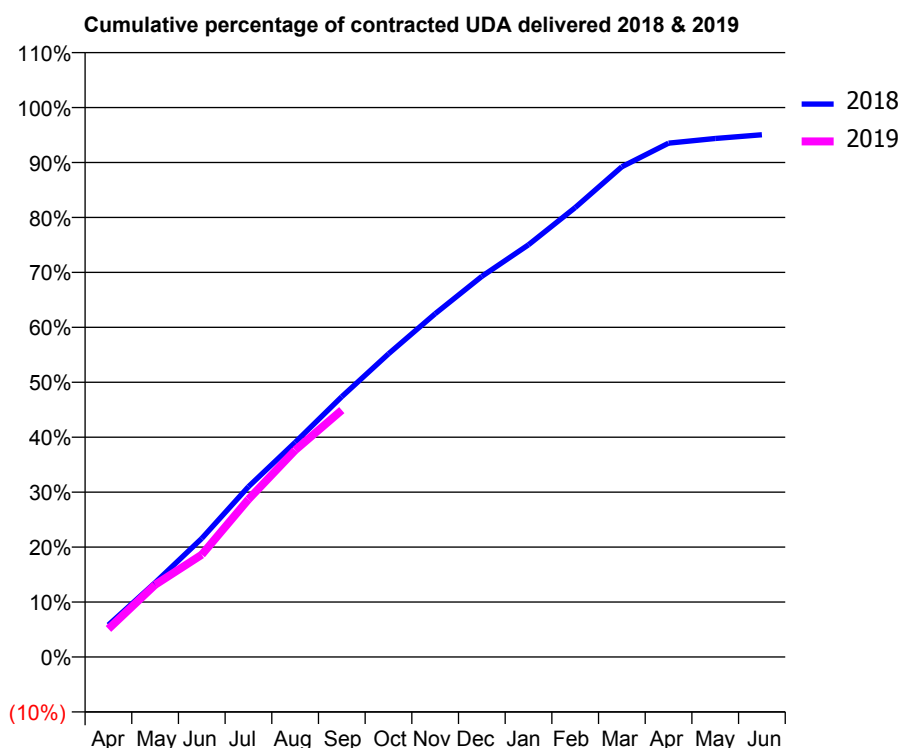
18/19 Contracted general activity (UDA)	23,500
Carry forward general activity (UDA)	0
18/19 Contracted orthodontic activity (UOA)	0
Carry forward orthodontic activity (UOA)	0
Baseline contract value	£529,776.56

### ACCESS\*

Patients seen in 24 months	Total	Change since previous quarter
Quarter ending September 2017	8,232	
Quarter ending December 2017	8,225	→
Quarter ending March 2018	8,243	→
Quarter ending June 2018	8,327	→
Quarter ending September 2018	8,403	→
<b>Variance since September 2017</b>	<b>2.1%</b>	<b>↑</b>



### ACTIVITY



Adjusted Scheduled Activity (UDA)		
Month	2018	2019
April	1,370	1,200
May	3,180	3,087
June	5,073	4,376
July	7,287	6,742
August	9,179	8,843
September	11,134	10,557
October	12,966	
November	14,680	
December	16,278	
January	17,631	
February	19,219	
March	20,968	
April	21,977	
May	22,175	
June	22,336	

### QUALITY

	Quantity	Base Number	Contract	AT	Region	England
% of FP17s for the same patient ID Re-attending within 3 months - Children	116	1,529	7.6%	9.5%	11.1%	11.6%
% of FP17s for the same patient ID Re-attending within 3 months - Adults	814	5,296	15.4%	13.7%	15.3%	15.5%
% of FP17s for the same patient ID Re-attending between 3 & 9 months - Children	1,058	1,529	69.2%	61.7%	61.1%	58.8%
% of FP17s for the same patient ID Re-attending between 3 & 9 months - Adults	2,851	5,296	53.8%	53.1%	52.3%	51.1%
% of FP17s for Band 1 Urgent Courses	537	5,987	9.0%	8.6%	9.5%	9.0%
% of FP17s Relating to Free Repair or Replacements	68	5,987	1.1%	0.8%	0.7%	0.8%
% of FP17s Relating to Continuations	102	5,987	1.7%	1.0%	0.8%	0.9%
% of Patients satisfied with the dentistry they have received	7	7	N/A	93.0%	93.6%	93.3%
% of Patients satisfied with the time they had to wait for an appointment	6	7	N/A	90.5%	88.8%	88.9%

\* This is based on patients treated on this contract for their most recent course of treatment. Figures in italics indicate the base number of FP17s or Patient Questionnaire responses are less than 100. N/A is shown where the base number of responses is less than 10 during the period. % is calculated as Quantity/Base number\*100

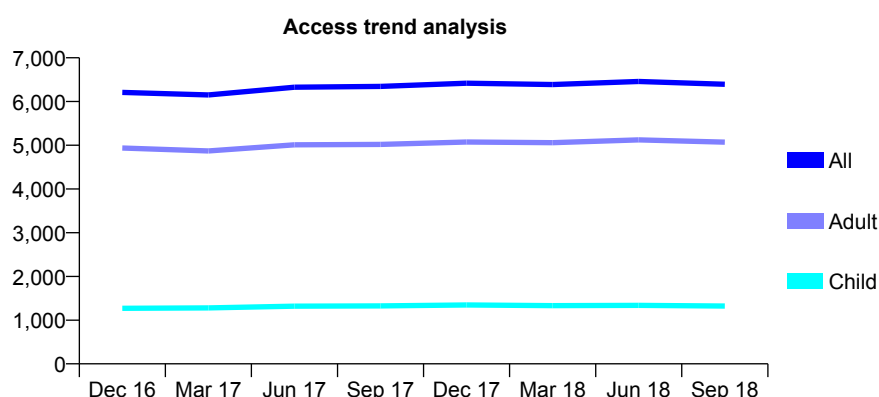
# Q65 - Vital Signs At a Glance Contract Report for 163341/0002 - September 2018

Name or company name	The Ile Dental Centre Ltd
Contract type name	GDS Contract
Purpose of contract	General
Contract start date	01/05/2012
Contract end date	

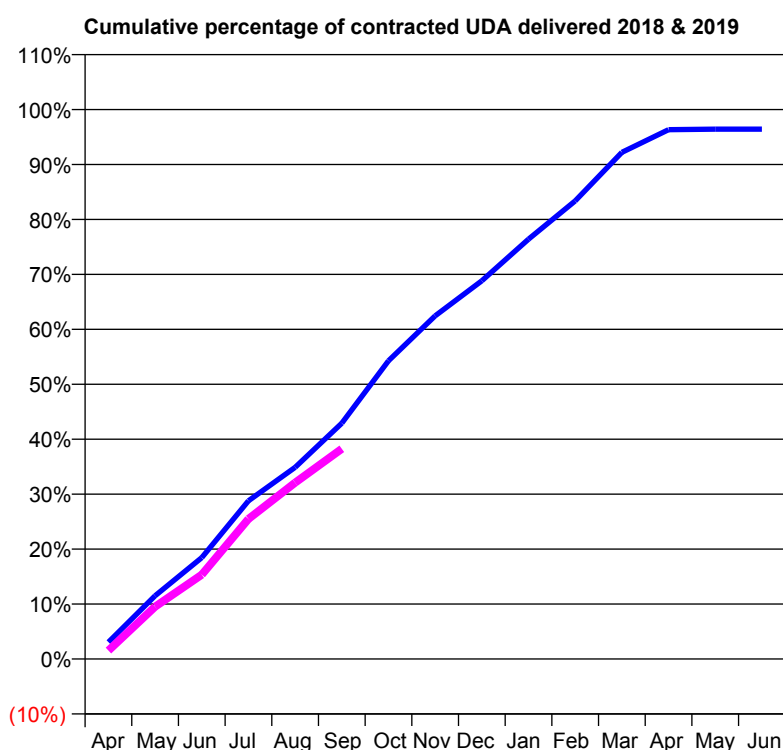
18/19 Contracted general activity (UDA)	18,675
Carry forward general activity (UDA)	607
18/19 Contracted orthodontic activity (UOA)	0
Carry forward orthodontic activity (UOA)	0
Baseline contract value	£476,885.76

## ACCESS\*

Patients seen in 24 months	Total	Change since previous quarter
Quarter ending September 2017	6,345	
Quarter ending December 2017	6,420	→
Quarter ending March 2018	6,389	→
Quarter ending June 2018	6,460	→
Quarter ending September 2018	6,394	↓
<b>Variance since September 2017</b>	<b>0.8%</b>	<b>→</b>



## ACTIVITY



Adjusted Scheduled Activity (UDA)		
Month	2018	2019
April	523	288
May	1,958	1,779
June	3,136	2,867
July	4,896	4,759
August	5,929	5,992
September	7,294	7,145
October	9,228	
November	10,617	
December	11,701	
January	12,990	
February	14,172	
March	15,673	
April	16,378	
May	16,393	
June	16,393	

## QUALITY

	Quantity	Base Number	Contract	AT	Region	England
% of FP17s for the same patient ID Re-attending within 3 months - Children	61	1,040	5.9%	9.5%	11.1%	11.6%
% of FP17s for the same patient ID Re-attending within 3 months - Adults	610	4,106	14.9%	13.7%	15.3%	15.5%
% of FP17s for the same patient ID Re-attending between 3 & 9 months - Children	701	1,040	67.4%	61.7%	61.1%	58.8%
% of FP17s for the same patient ID Re-attending between 3 & 9 months - Adults	2,495	4,106	60.8%	53.1%	52.3%	51.1%
% of FP17s for Band 1 Urgent Courses	491	4,620	10.6%	8.6%	9.5%	9.0%
% of FP17s Relating to Free Repair or Replacements	40	4,620	0.9%	0.8%	0.7%	0.8%
% of FP17s Relating to Continuations	9	4,620	0.2%	1.0%	0.8%	0.9%
% of Patients satisfied with the dentistry they have received	8	8	N/A	93.0%	93.6%	93.3%
% of Patients satisfied with the time they had to wait for an appointment	7	8	N/A	90.5%	88.8%	88.9%

\* This is based on patients treated on this contract for their most recent course of treatment. Figures in italics indicate the base number of FP17s or Patient Questionnaire responses are less than 100. N/A is shown where the base number of responses is less than 10 during the period. % is calculated as Quantity/Base number\*100

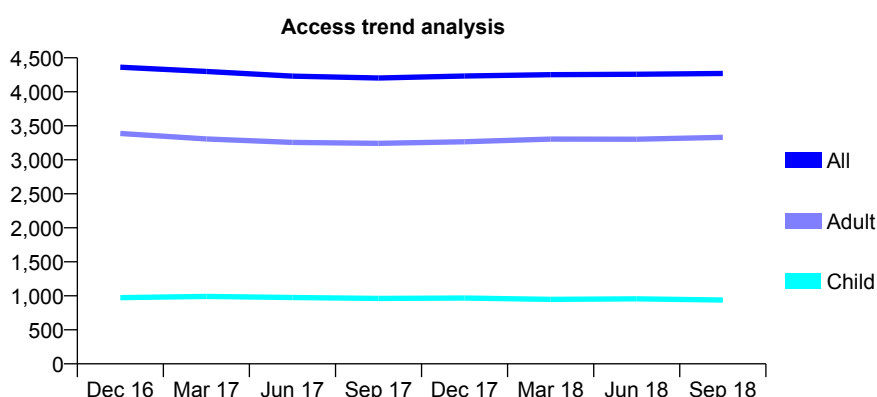
# Q65 - Vital Signs At a Glance Contract Report for 163341/0003 - September 2018

Name or company name	The Ile Dental Centre Ltd
Contract type name	GDS Contract
Purpose of contract	General
Contract start date	01/05/2012
Contract end date	

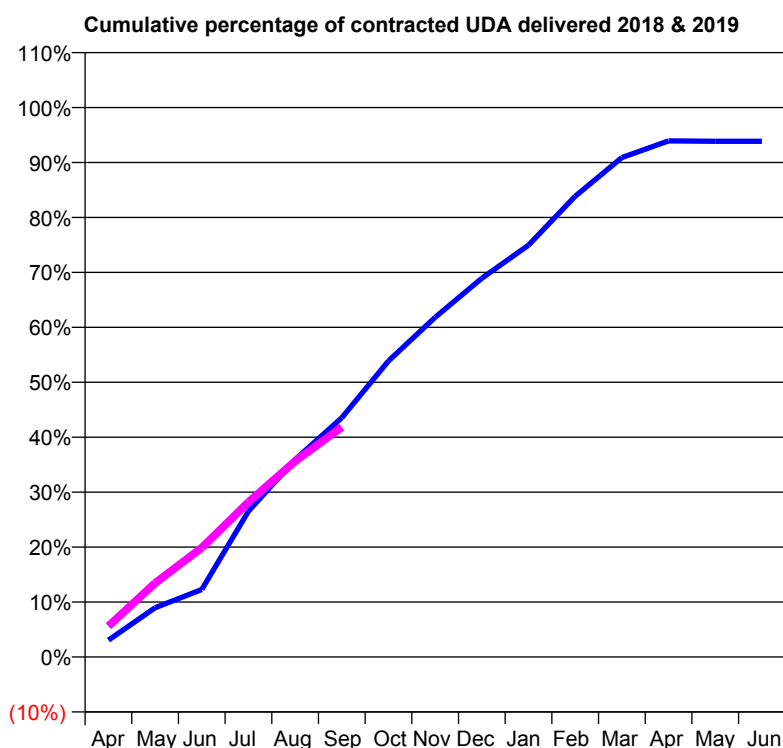
18/19 Contracted general activity (UDA)	14,000
Carry forward general activity (UDA)	0
18/19 Contracted orthodontic activity (UOA)	0
Carry forward orthodontic activity (UOA)	0
Baseline contract value	£357,631.12

## ACCESS\*

Patients seen in 24 months	Total	Change since previous quarter
Quarter ending September 2017	4,203	
Quarter ending December 2017	4,233	→
Quarter ending March 2018	4,252	→
Quarter ending June 2018	4,257	→
Quarter ending September 2018	4,270	→
<b>Variance since September 2017</b>	<b>1.6%</b>	<b>→</b>



## ACTIVITY



Adjusted Scheduled Activity (UDA)		
Month	2018	2019
April	407	786
May	1,184	1,884
June	1,622	2,786
July	3,501	3,945
August	4,744	4,990
September	5,748	5,857
October	7,113	
November	8,161	
December	9,099	
January	9,893	
February	11,068	
March	11,997	
April	12,399	
May	12,388	
June	12,388	

## QUALITY

	Quantity	Base Number	Contract	AT	Region	England
% of FP17s for the same patient ID Re-attending within 3 months - Children	50	644	7.8%	9.5%	11.1%	11.6%
% of FP17s for the same patient ID Re-attending within 3 months - Adults	433	2,532	17.1%	13.7%	15.3%	15.5%
% of FP17s for the same patient ID Re-attending between 3 & 9 months - Children	362	644	56.2%	61.7%	61.1%	58.8%
% of FP17s for the same patient ID Re-attending between 3 & 9 months - Adults	1,490	2,532	58.8%	53.1%	52.3%	51.1%
% of FP17s for Band 1 Urgent Courses	231	2,972	7.8%	8.6%	9.5%	9.0%
% of FP17s Relating to Free Repair or Replacements	19	2,972	0.6%	0.8%	0.7%	0.8%
% of FP17s Relating to Continuations	25	2,972	0.8%	1.0%	0.8%	0.9%
% of Patients satisfied with the dentistry they have received	3	3	N/A	93.0%	93.6%	93.3%
% of Patients satisfied with the time they had to wait for an appointment	3	3	N/A	90.5%	88.8%	88.9%

\* This is based on patients treated on this contract for their most recent course of treatment. Figures in italics indicate the base number of FP17s or Patient Questionnaire responses are less than 100. N/A is shown where the base number of responses is less than 10 during the period. % is calculated as Quantity/Base number\*100

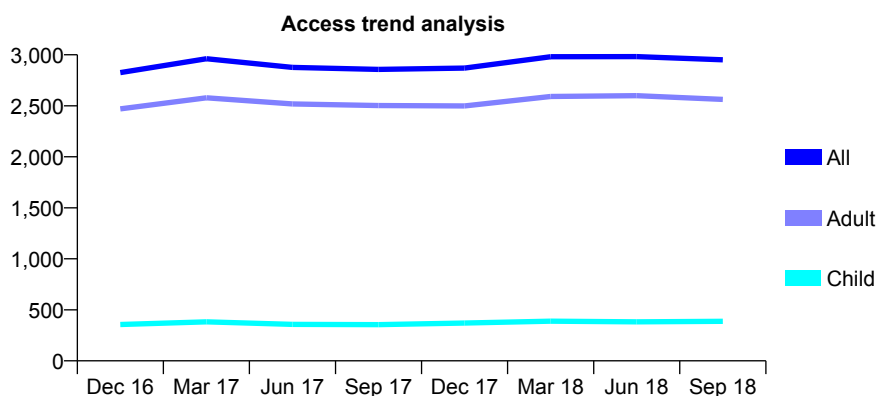
## Q65 - Vital Signs At a Glance Contract Report for 165573/0001 - September 2018

Name or company name	Dentaz Limited
Contract type name	GDS Contract
Purpose of contract	General
Contract start date	01/04/2015
Contract end date	

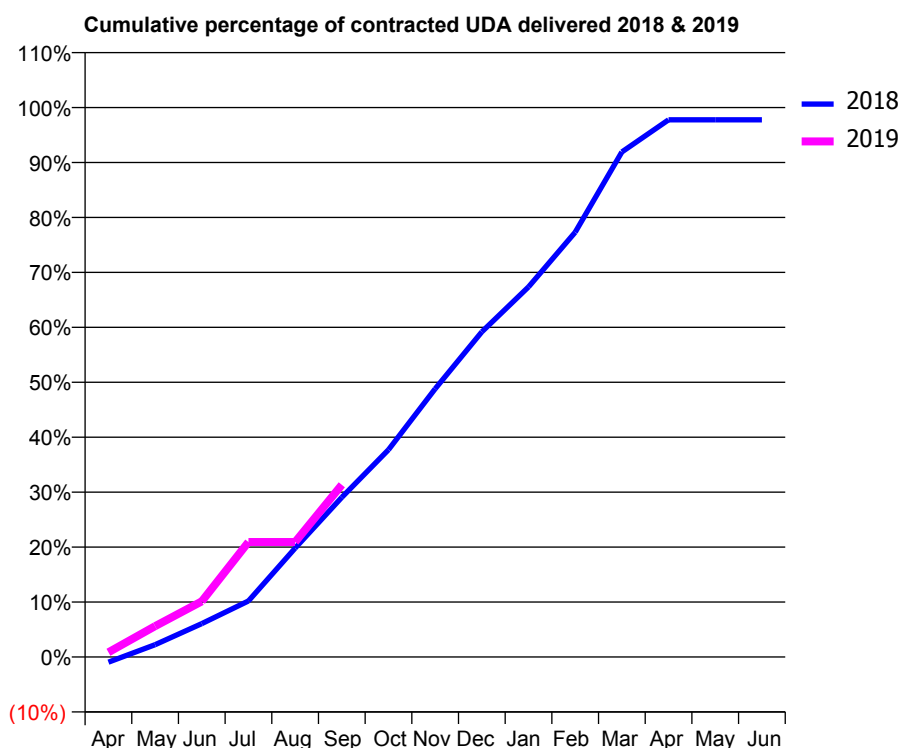
18/19 Contracted general activity (UDA)	9,500
Carry forward general activity (UDA)	214
18/19 Contracted orthodontic activity (UOA)	0
Carry forward orthodontic activity (UOA)	0
Baseline contract value	£237,327.39

### ACCESS\*

Patients seen in 24 months	Total	Change since previous quarter
Quarter ending September 2017	2,857	
Quarter ending December 2017	2,870	→
Quarter ending March 2018	2,981	↑
Quarter ending June 2018	2,982	→
Quarter ending September 2018	2,951	↓
<b>Variance since September 2017</b>	<b>3.3%</b>	<b>↑</b>



### ACTIVITY



Adjusted Scheduled Activity (UDA)		
Month	2018	2019
April	-92	82
May	213	535
June	578	962
July	969	1,988
August	1,881	1,988
September	2,761	2,978
October	3,584	
November	4,638	
December	5,621	
January	6,398	
February	7,343	
March	8,730	
April	9,286	
May	9,286	
June	9,286	

### QUALITY

	Quantity	Base Number	Contract	AT	Region	England
% of FP17s for the same patient ID Re-attending within 3 months - Children	9	247	3.6%	9.5%	11.1%	11.6%
% of FP17s for the same patient ID Re-attending within 3 months - Adults	129	1,491	8.7%	13.7%	15.3%	15.5%
% of FP17s for the same patient ID Re-attending between 3 & 9 months - Children	157	247	63.6%	61.7%	61.1%	58.8%
% of FP17s for the same patient ID Re-attending between 3 & 9 months - Adults	799	1,491	53.6%	53.1%	52.3%	51.1%
% of FP17s for Band 1 Urgent Courses	89	1,510	5.9%	8.6%	9.5%	9.0%
% of FP17s Relating to Free Repair or Replacements	13	1,510	0.9%	0.8%	0.7%	0.8%
% of FP17s Relating to Continuations	15	1,510	1.0%	1.0%	0.8%	0.9%
% of Patients satisfied with the dentistry they have received	23	27	85.2%	93.0%	93.6%	93.3%
% of Patients satisfied with the time they had to wait for an appointment	24	27	88.9%	90.5%	88.8%	88.9%

\* This is based on patients treated on this contract for their most recent course of treatment. Figures in italics indicate the base number of FP17s or Patient Questionnaire responses are less than 100. N/A is shown where the base number of responses is less than 10 during the period. % is calculated as Quantity/Base number\*100

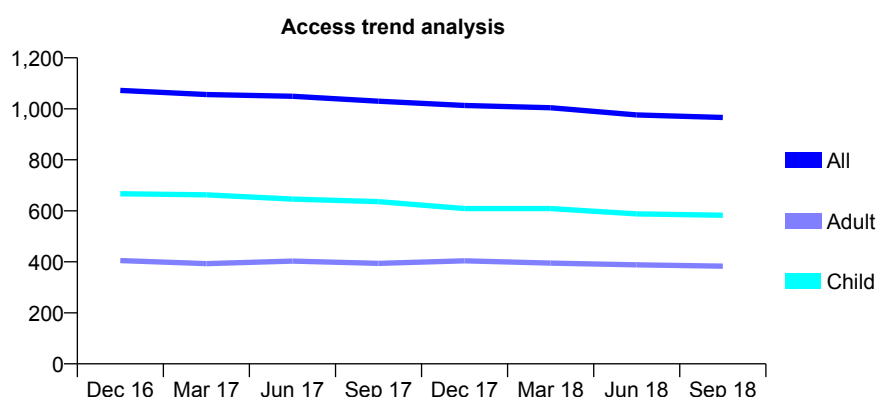
# Q65 - Vital Signs At a Glance Contract Report for 167991/0001 - September 2018

Name or company name	Bridge Street Dental Centre
Contract type name	GDS Contract
Purpose of contract	General
Contract start date	01/04/2009
Contract end date	

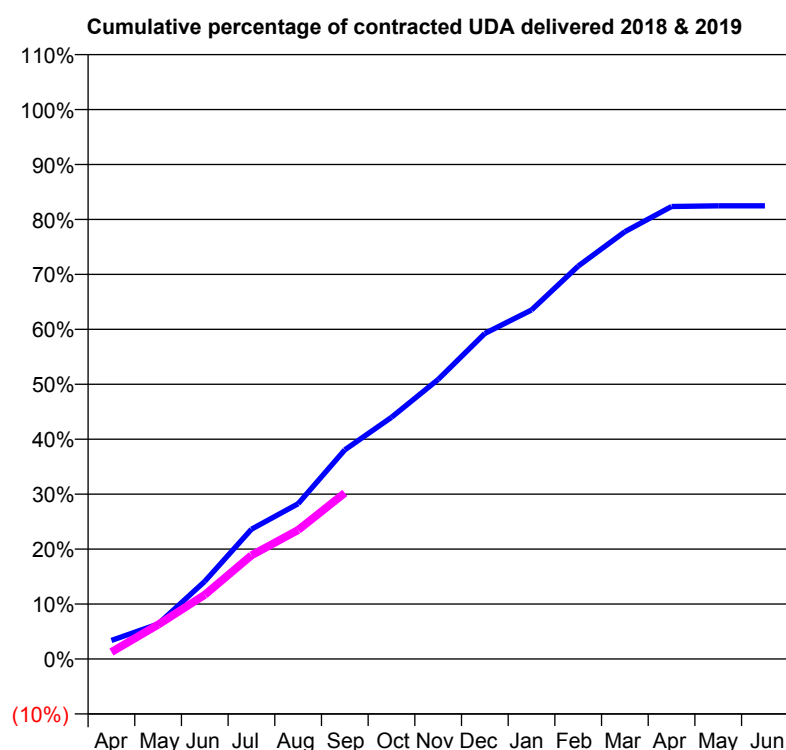
18/19 Contracted general activity (UDA)	2,675
Carry forward general activity (UDA)	0
18/19 Contracted orthodontic activity (UOA)	0
Carry forward orthodontic activity (UOA)	0
Baseline contract value	£58,037.57

## ACCESS\*

Patients seen in 24 months	Total	Change since previous quarter
Quarter ending September 2017	1,030	
Quarter ending December 2017	1,013	↓
Quarter ending March 2018	1,004	→
Quarter ending June 2018	976	↓
Quarter ending September 2018	966	↓
<b>Variance since September 2017</b>	<b>(6.2%)</b>	<b>↓</b>



## ACTIVITY



Adjusted Scheduled Activity (UDA)		
Month	2018	2019
April	90	34
May	171	167
June	378	312
July	632	505
August	756	628
September	1,018	809
October	1,177	
November	1,361	
December	1,585	
January	1,699	
February	1,913	
March	2,080	
April	2,203	
May	2,206	
June	2,206	

## QUALITY

	Quantity	Base Number	Contract	AT	Region	England
% of FP17s for the same patient ID Re-attending within 3 months - Children	25	413	6.1%	9.5%	11.1%	11.6%
% of FP17s for the same patient ID Re-attending within 3 months - Adults	34	218	15.6%	13.7%	15.3%	15.5%
% of FP17s for the same patient ID Re-attending between 3 & 9 months - Children	259	413	62.7%	61.7%	61.1%	58.8%
% of FP17s for the same patient ID Re-attending between 3 & 9 months - Adults	134	218	61.5%	53.1%	52.3%	51.1%
% of FP17s for Band 1 Urgent Courses	13	558	2.3%	8.6%	9.5%	9.0%
% of FP17s Relating to Free Repair or Replacements	0	558	0.0%	0.8%	0.7%	0.8%
% of FP17s Relating to Continuations	0	558	0.0%	1.0%	0.8%	0.9%
% of Patients satisfied with the dentistry they have received	2	2	N/A	93.0%	93.6%	93.3%
% of Patients satisfied with the time they had to wait for an appointment	2	2	N/A	90.5%	88.8%	88.9%

\* This is based on patients treated on this contract for their most recent course of treatment. Figures in italics indicate the base number of FP17s or Patient Questionnaire responses are less than 100. N/A is shown where the base number of responses is less than 10 during the period. % is calculated as Quantity/Base number\*100

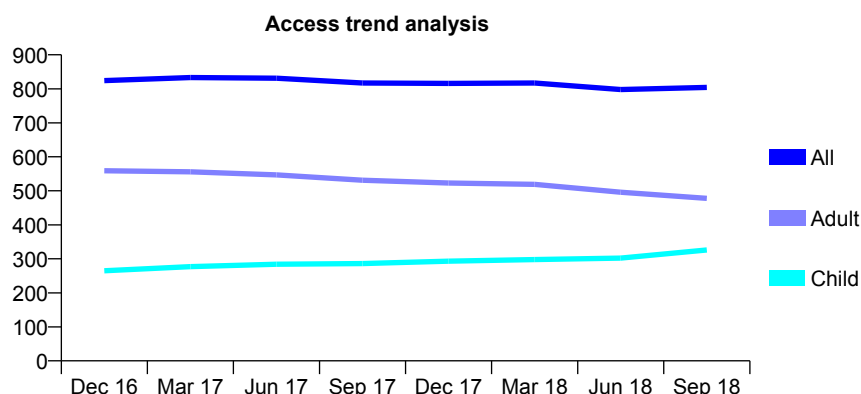
# Q65 - Vital Signs At a Glance Contract Report for 170089/0001 - September 2018

Name or company name	Your Dentist Limited
Contract type name	GDS Contract
Purpose of contract	General
Contract start date	01/04/2011
Contract end date	

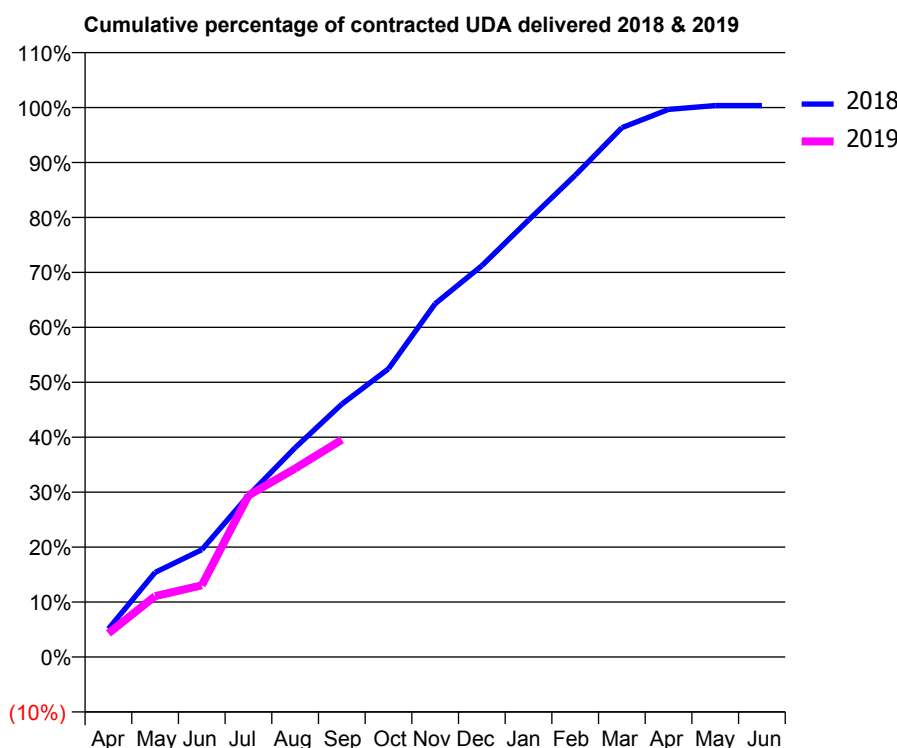
18/19 Contracted general activity (UDA)	2,527
Carry forward general activity (UDA)	-9
18/19 Contracted orthodontic activity (UOA)	0
Carry forward orthodontic activity (UOA)	0
Baseline contract value	£73,340.08

## ACCESS\*

Patients seen in 24 months	Total	Change since previous quarter
Quarter ending September 2017	817	
Quarter ending December 2017	816	→
Quarter ending March 2018	817	→
Quarter ending June 2018	798	↓
Quarter ending September 2018	804	→
<b>Variance since September 2017</b>	<b>(1.6%)</b>	<b>↓</b>



## ACTIVITY



Adjusted Scheduled Activity (UDA)		
Month	2018	2019
April	129	109
May	389	280
June	493	329
July	743	743
August	963	867
September	1,163	999
October	1,325	
November	1,625	
December	1,800	
January	2,009	
February	2,215	
March	2,434	
April	2,518	
May	2,536	
June	2,536	

## QUALITY

	Quantity	Base Number	Contract	AT	Region	England
% of FP17s for the same patient ID Re-attending within 3 months - Children	8	219	3.7%	9.5%	11.1%	11.6%
% of FP17s for the same patient ID Re-attending within 3 months - Adults	32	240	13.3%	13.7%	15.3%	15.5%
% of FP17s for the same patient ID Re-attending between 3 & 9 months - Children	122	219	55.7%	61.7%	61.1%	58.8%
% of FP17s for the same patient ID Re-attending between 3 & 9 months - Adults	116	240	48.3%	53.1%	52.3%	51.1%
% of FP17s for Band 1 Urgent Courses	20	414	4.8%	8.6%	9.5%	9.0%
% of FP17s Relating to Free Repair or Replacements	0	414	0.0%	0.8%	0.7%	0.8%
% of FP17s Relating to Continuations	0	414	0.0%	1.0%	0.8%	0.9%
% of Patients satisfied with the dentistry they have received	1	1	N/A	93.0%	93.6%	93.3%
% of Patients satisfied with the time they had to wait for an appointment	1	1	N/A	90.5%	88.8%	88.9%

\* This is based on patients treated on this contract for their most recent course of treatment. Figures in italics indicate the base number of FP17s or Patient Questionnaire responses are less than 100. N/A is shown where the base number of responses is less than 10 during the period. % is calculated as Quantity/Base number\*100



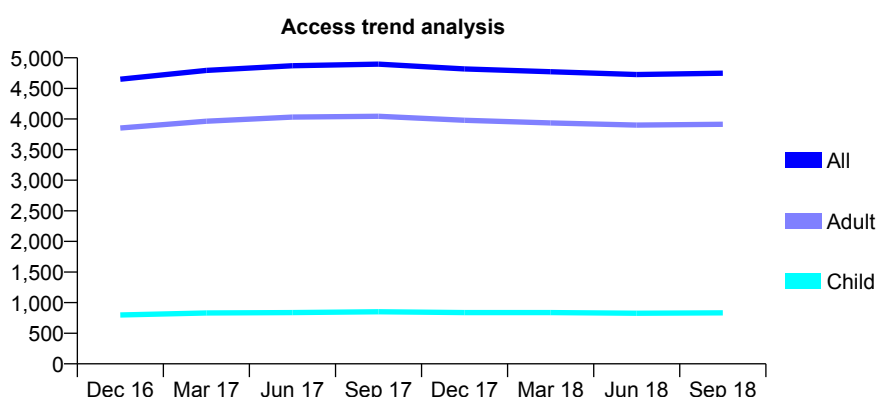
# Q65 - Vital Signs At a Glance Contract Report for 172081/0001 - September 2018

Name or company name	Hounds Road Dental Practice Partnership
Contract type name	GDS Contract
Purpose of contract	General
Contract start date	01/06/2015
Contract end date	

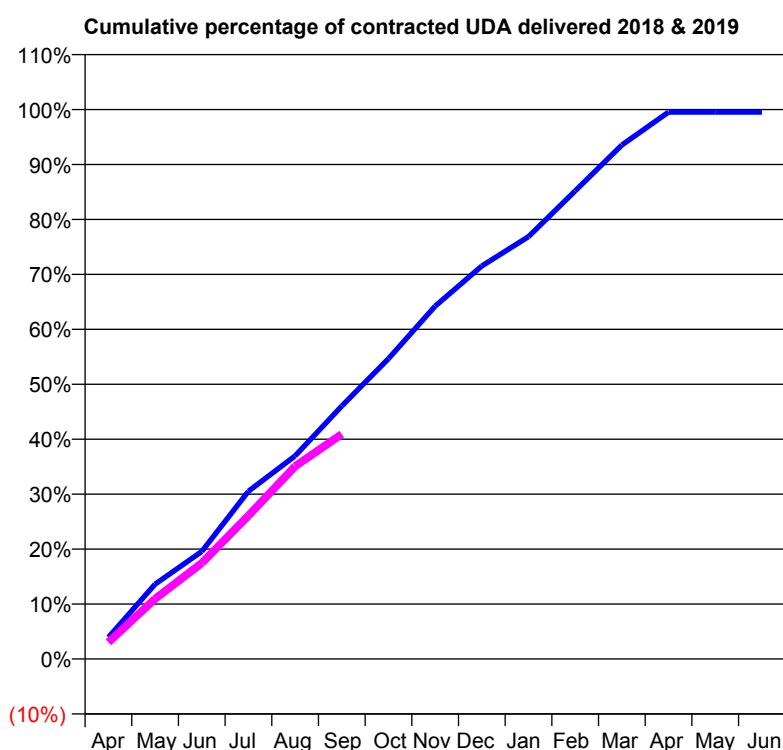
18/19 Contracted general activity (UDA)	12,406
Carry forward general activity (UDA)	58
18/19 Contracted orthodontic activity (UOA)	0
Carry forward orthodontic activity (UOA)	0
Baseline contract value	£282,610.27

## ACCESS\*

Patients seen in 24 months	Total	Change since previous quarter
Quarter ending September 2017	4,896	
Quarter ending December 2017	4,817	↓
Quarter ending March 2018	4,773	→
Quarter ending June 2018	4,726	→
Quarter ending September 2018	4,749	→
<b>Variance since September 2017</b>	<b>(3.0%)</b>	<b>↓</b>



## ACTIVITY



Adjusted Scheduled Activity (UDA)		
Month	2018	2019
April	489	377
May	1,692	1,358
June	2,427	2,166
July	3,788	3,237
August	4,588	4,352
September	5,712	5,076
October	6,781	
November	7,966	
December	8,874	
January	9,535	
February	10,570	
March	11,604	
April	12,347	
May	12,348	
June	12,348	

## QUALITY

	Quantity	Base Number	Contract	AT	Region	England
% of FP17s for the same patient ID Re-attending within 3 months - Children	27	634	4.3%	9.5%	11.1%	11.6%
% of FP17s for the same patient ID Re-attending within 3 months - Adults	320	2,811	11.4%	13.7%	15.3%	15.5%
% of FP17s for the same patient ID Re-attending between 3 & 9 months - Children	437	634	68.9%	61.7%	61.1%	58.8%
% of FP17s for the same patient ID Re-attending between 3 & 9 months - Adults	1,473	2,811	52.4%	53.1%	52.3%	51.1%
% of FP17s for Band 1 Urgent Courses	296	3,107	9.5%	8.6%	9.5%	9.0%
% of FP17s Relating to Free Repair or Replacements	12	3,107	0.4%	0.8%	0.7%	0.8%
% of FP17s Relating to Continuations	22	3,107	0.7%	1.0%	0.8%	0.9%
% of Patients satisfied with the dentistry they have received	5	5	N/A	93.0%	93.6%	93.3%
% of Patients satisfied with the time they had to wait for an appointment	4	5	N/A	90.5%	88.8%	88.9%

\* This is based on patients treated on this contract for their most recent course of treatment. Figures in italics indicate the base number of FP17s or Patient Questionnaire responses are less than 100. N/A is shown where the base number of responses is less than 10 during the period. % is calculated as Quantity/Base number\*100

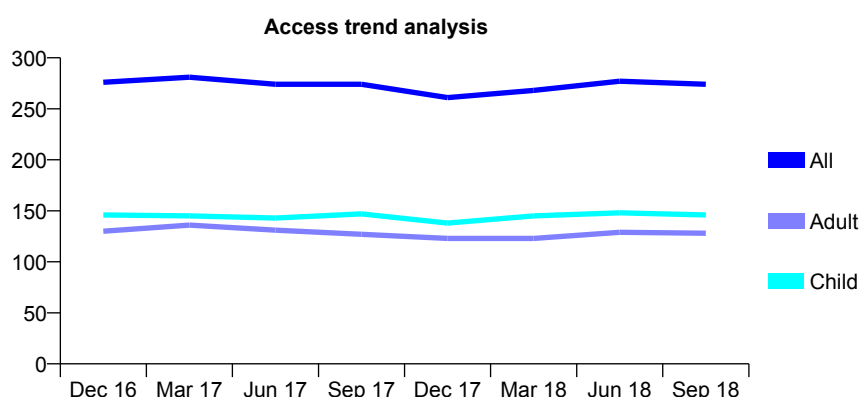
# Q65 - Vital Signs At a Glance Contract Report for 172863/0001 - September 2018

Name or company name	Southwoods Dental Practice Ltd
Contract type name	GDS Contract
Purpose of contract	General
Contract start date	01/04/2010
Contract end date	

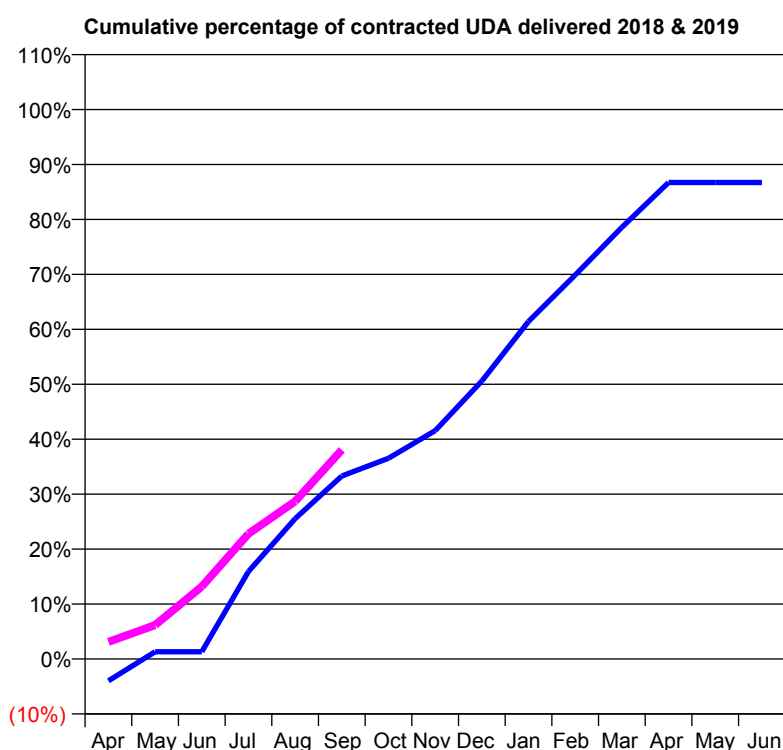
18/19 Contracted general activity (UDA)	750
Carry forward general activity (UDA)	0
18/19 Contracted orthodontic activity (UOA)	0
Carry forward orthodontic activity (UOA)	0
Baseline contract value	£19,292.33

## ACCESS\*

Patients seen in 24 months	Total	Change since previous quarter
Quarter ending September 2017	274	
Quarter ending December 2017	261	↓
Quarter ending March 2018	268	↑
Quarter ending June 2018	277	↑
Quarter ending September 2018	274	↓
Variance since September 2017	0.0%	→



## ACTIVITY



Adjusted Scheduled Activity (UDA)		
Month	2018	2019
April	-30	23
May	10	46
June	10	99
July	119	171
August	192	215
September	250	285
October	274	
November	312	
December	379	
January	461	
February	524	
March	589	
April	650	
May	650	
June	650	

## QUALITY

	Quantity	Base Number	Contract	AT	Region	England
% of FP17s for the same patient ID Re-attending within 3 months - Children	4	122	3.3%	9.5%	11.1%	11.6%
% of FP17s for the same patient ID Re-attending within 3 months - Adults	5	103	4.9%	13.7%	15.3%	15.5%
% of FP17s for the same patient ID Re-attending between 3 & 9 months - Children	71	122	58.2%	61.7%	61.1%	58.8%
% of FP17s for the same patient ID Re-attending between 3 & 9 months - Adults	67	103	65.0%	53.1%	52.3%	51.1%
% of FP17s for Band 1 Urgent Courses	7	193	3.6%	8.6%	9.5%	9.0%
% of FP17s Relating to Free Repair or Replacements	0	193	0.0%	0.8%	0.7%	0.8%
% of FP17s Relating to Continuations	0	193	0.0%	1.0%	0.8%	0.9%
% of Patients satisfied with the dentistry they have received	0	0	N/A	93.0%	93.6%	93.3%
% of Patients satisfied with the time they had to wait for an appointment	0	0	N/A	90.5%	88.8%	88.9%

\* This is based on patients treated on this contract for their most recent course of treatment. Figures in italics indicate the base number of FP17s or Patient Questionnaire responses are less than 100. N/A is shown where the base number of responses is less than 10 during the period. % is calculated as Quantity/Base number\*100

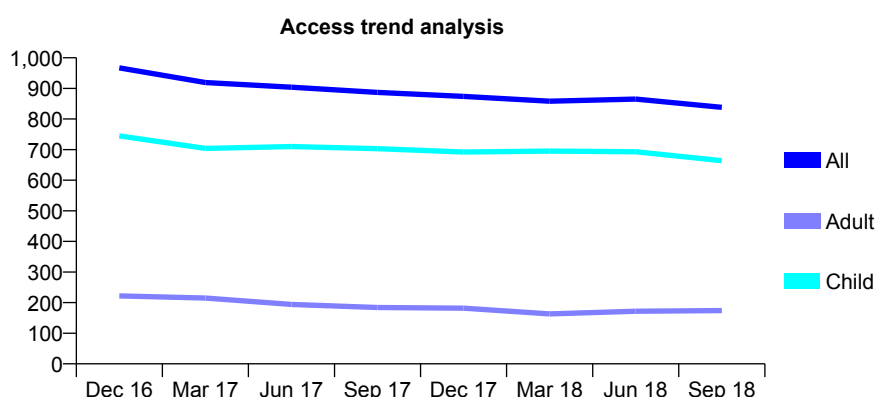
# Q65 - Vital Signs At a Glance Contract Report for 176710/0001 - September 2018

Name or company name	Q Dental Care Limited
Contract type name	PDS Contract
Purpose of contract	General and Orthodontic
Contract start date	01/04/2008
Contract end date	31/03/2020

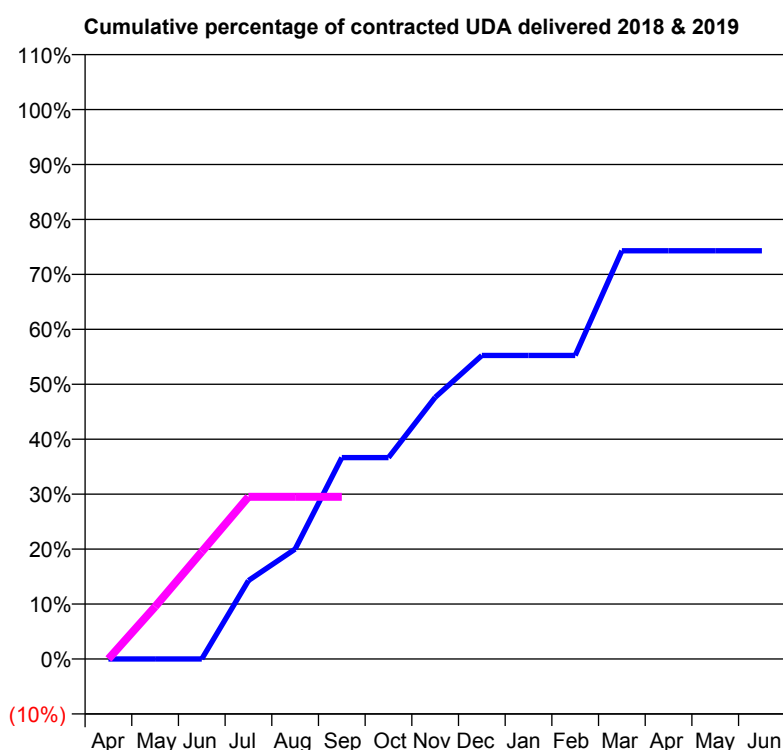
18/19 Contracted general activity (UDA)	630
Carry forward general activity (UDA)	0
18/19 Contracted orthodontic activity (UOA)	15,713
Carry forward orthodontic activity (UOA)	15
Baseline contract value	£1,081,022.62

## ACCESS\*

Patients seen in 24 months	Total	Change since previous quarter
Quarter ending September 2017	887	
Quarter ending December 2017	874	↓
Quarter ending March 2018	858	↓
Quarter ending June 2018	865	→
Quarter ending September 2018	838	↓
<b>Variance since September 2017</b>	<b>(5.5%)</b>	<b>↓</b>



## ACTIVITY



Adjusted Scheduled Activity (UDA)		
Month	2018	2019
April	0	0
May	0	60
June	0	123
July	90	186
August	126	186
September	231	186
October	231	
November	300	
December	348	
January	348	
February	348	
March	468	
April	468	
May	468	
June	468	

## QUALITY

	Quantity	Base Number	Contract	AT	Region	England
% of FP17s for the same patient ID Re-attending within 3 months - Children	3	1,105	0.3%	9.5%	11.1%	11.6%
% of FP17s for the same patient ID Re-attending within 3 months - Adults	0	45	0.0%	13.7%	15.3%	15.5%
% of FP17s for the same patient ID Re-attending between 3 & 9 months - Children	9	1,105	0.8%	61.7%	61.1%	58.8%
% of FP17s for the same patient ID Re-attending between 3 & 9 months - Adults	1	45	2.2%	53.1%	52.3%	51.1%
% of FP17s for Band 1 Urgent Courses	0	62	0.0%	8.6%	9.5%	9.0%
% of FP17s Relating to Free Repair or Replacements	0	62	0.0%	0.8%	0.7%	0.8%
% of FP17s Relating to Continuations	0	62	0.0%	1.0%	0.8%	0.9%
% of Patients satisfied with the dentistry they have received	0	0	N/A	93.0%	93.6%	93.3%
% of Patients satisfied with the time they had to wait for an appointment	0	0	N/A	90.5%	88.8%	88.9%

\* This is based on patients treated on this contract for their most recent course of treatment. Figures in italics indicate the base number of FP17s or Patient Questionnaire responses are less than 100. N/A is shown where the base number of responses is less than 10 during the period. % is calculated as Quantity/Base number\*100

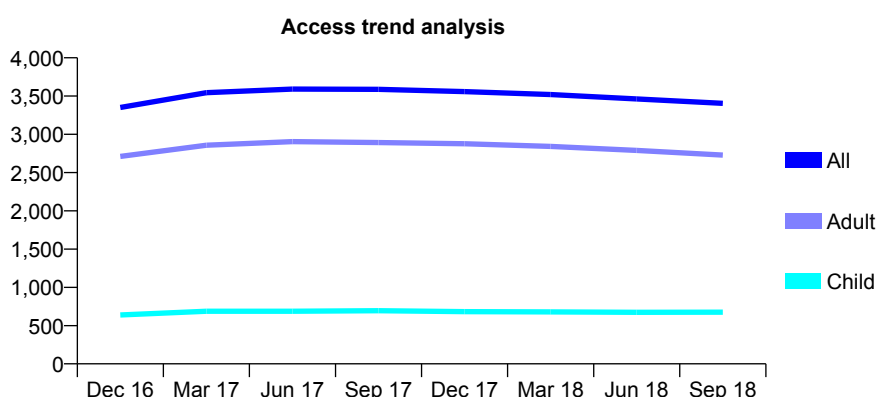
# Q65 - Vital Signs At a Glance Contract Report for 177911/0001 - September 2018

Name or company name	Linden Lodge Dental Care Ltd.
Contract type name	GDS Contract
Purpose of contract	General
Contract start date	01/04/2011
Contract end date	

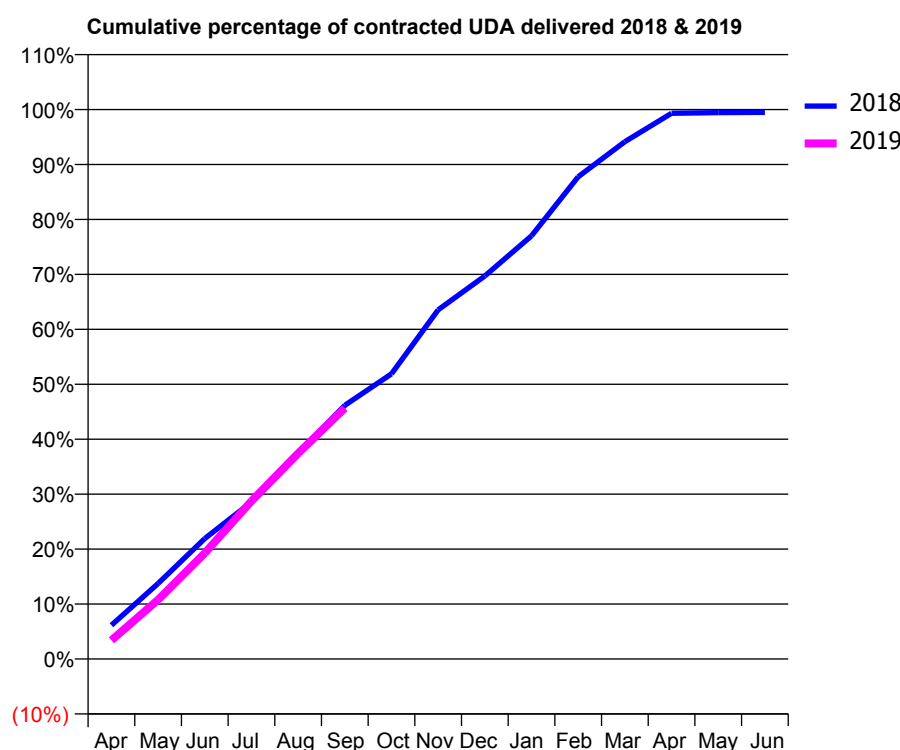
18/19 Contracted general activity (UDA)	9,256
Carry forward general activity (UDA)	48
18/19 Contracted orthodontic activity (UOA)	0
Carry forward orthodontic activity (UOA)	0
Baseline contract value	£248,474.56

## ACCESS\*

Patients seen in 24 months	Total	Change since previous quarter
Quarter ending September 2017	3,587	
Quarter ending December 2017	3,559	→
Quarter ending March 2018	3,519	↓
Quarter ending June 2018	3,463	↓
Quarter ending September 2018	3,405	↓
<b>Variance since September 2017</b>	<b>(5.1%)</b>	<b>↓</b>



## ACTIVITY



Adjusted Scheduled Activity (UDA)		
Month	2018	2019
April	570	315
May	1,272	998
June	2,030	1,785
July	2,645	2,660
August	3,472	3,466
September	4,274	4,226
October	4,803	
November	5,881	
December	6,452	
January	7,129	
February	8,123	
March	8,714	
April	9,193	
May	9,204	
June	9,208	

## QUALITY

	Quantity	Base Number	Contract	AT	Region	England
% of FP17s for the same patient ID Re-attending within 3 months - Children	28	559	5.0%	9.5%	11.1%	11.6%
% of FP17s for the same patient ID Re-attending within 3 months - Adults	275	2,221	12.4%	13.7%	15.3%	15.5%
% of FP17s for the same patient ID Re-attending between 3 & 9 months - Children	419	559	75.0%	61.7%	61.1%	58.8%
% of FP17s for the same patient ID Re-attending between 3 & 9 months - Adults	1,595	2,221	71.8%	53.1%	52.3%	51.1%
% of FP17s for Band 1 Urgent Courses	131	2,466	5.3%	8.6%	9.5%	9.0%
% of FP17s Relating to Free Repair or Replacements	2	2,466	0.1%	0.8%	0.7%	0.8%
% of FP17s Relating to Continuations	12	2,466	0.5%	1.0%	0.8%	0.9%
% of Patients satisfied with the dentistry they have received	3	3	N/A	93.0%	93.6%	93.3%
% of Patients satisfied with the time they had to wait for an appointment	3	3	N/A	90.5%	88.8%	88.9%

\* This is based on patients treated on this contract for their most recent course of treatment. Figures in italics indicate the base number of FP17s or Patient Questionnaire responses are less than 100. N/A is shown where the base number of responses is less than 10 during the period. % is calculated as Quantity/Base number\*100

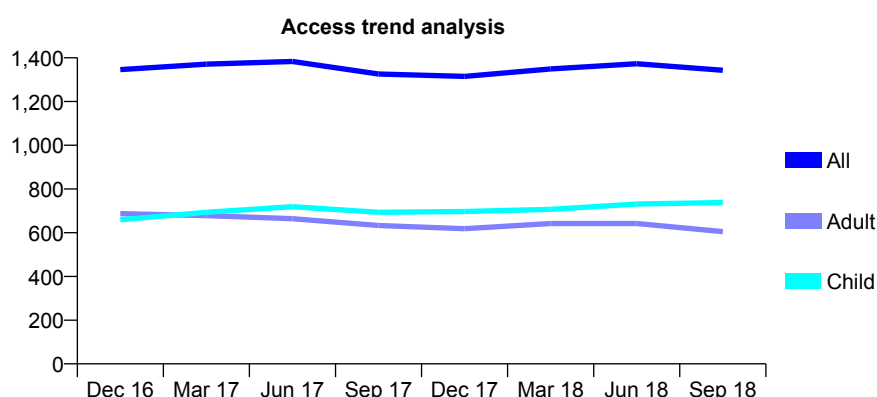
# Q65 - Vital Signs At a Glance Contract Report for 180319/0001 - September 2018

Name or company name	High Street Dental Practice Ltd
Contract type name	GDS Contract
Purpose of contract	General
Contract start date	01/08/2008
Contract end date	

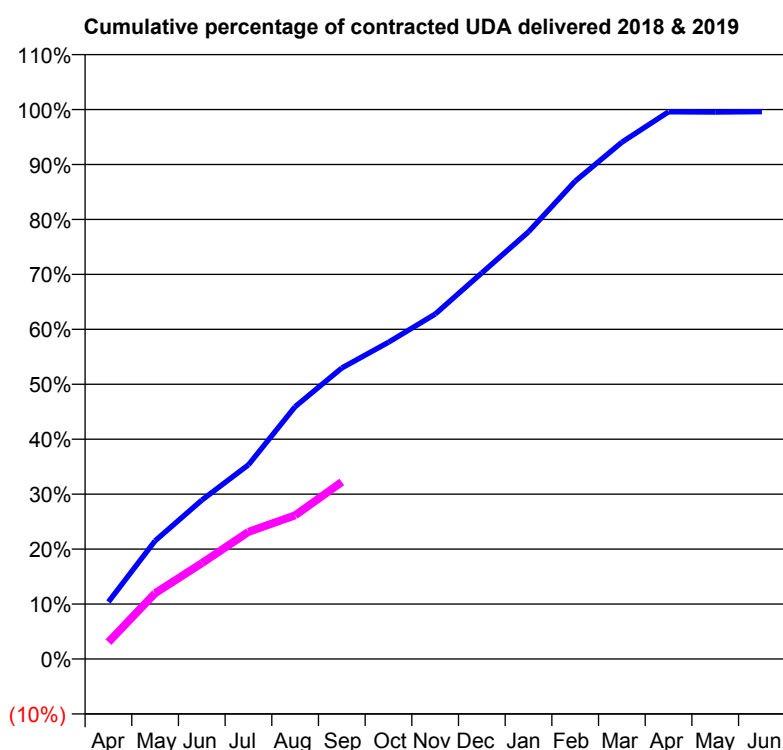
18/19 Contracted general activity (UDA)	4,843
Carry forward general activity (UDA)	19
18/19 Contracted orthodontic activity (UOA)	0
Carry forward orthodontic activity (UOA)	0
Baseline contract value	£106,798.09

## ACCESS\*

Patients seen in 24 months	Total	Change since previous quarter
Quarter ending September 2017	1,326	
Quarter ending December 2017	1,315	→
Quarter ending March 2018	1,349	↑
Quarter ending June 2018	1,373	→
Quarter ending September 2018	1,343	↓
<b>Variance since September 2017</b>	<b>1.3%</b>	<b>→</b>



## ACTIVITY



Adjusted Scheduled Activity (UDA)		
Month	2018	2019
April	504	148
May	1,042	580
June	1,400	844
July	1,712	1,120
August	2,225	1,266
September	2,565	1,560
October	2,791	
November	3,040	
December	3,402	
January	3,764	
February	4,211	
March	4,555	
April	4,822	
May	4,820	
June	4,824	

## QUALITY

	Quantity	Base Number	Contract	AT	Region	England
% of FP17s for the same patient ID Re-attending within 3 months - Children	47	517	9.1%	9.5%	11.1%	11.6%
% of FP17s for the same patient ID Re-attending within 3 months - Adults	57	348	16.4%	13.7%	15.3%	15.5%
% of FP17s for the same patient ID Re-attending between 3 & 9 months - Children	319	517	61.7%	61.7%	61.1%	58.8%
% of FP17s for the same patient ID Re-attending between 3 & 9 months - Adults	203	348	58.3%	53.1%	52.3%	51.1%
% of FP17s for Band 1 Urgent Courses	46	754	6.1%	8.6%	9.5%	9.0%
% of FP17s Relating to Free Repair or Replacements	0	754	0.0%	0.8%	0.7%	0.8%
% of FP17s Relating to Continuations	0	754	0.0%	1.0%	0.8%	0.9%
% of Patients satisfied with the dentistry they have received	0	0	N/A	93.0%	93.6%	93.3%
% of Patients satisfied with the time they had to wait for an appointment	0	0	N/A	90.5%	88.8%	88.9%

\* This is based on patients treated on this contract for their most recent course of treatment. Figures in italics indicate the base number of FP17s or Patient Questionnaire responses are less than 100. N/A is shown where the base number of responses is less than 10 during the period. % is calculated as Quantity/Base number\*100

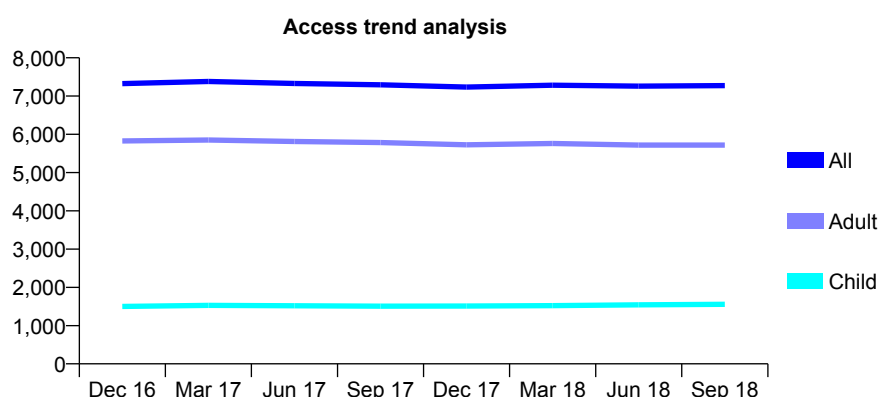
# Q65 - Vital Signs At a Glance Contract Report for 181773/0001 - September 2018

Name or company name	Frampton Dental Practice
Contract type name	GDS Contract
Purpose of contract	General
Contract start date	06/01/2012
Contract end date	

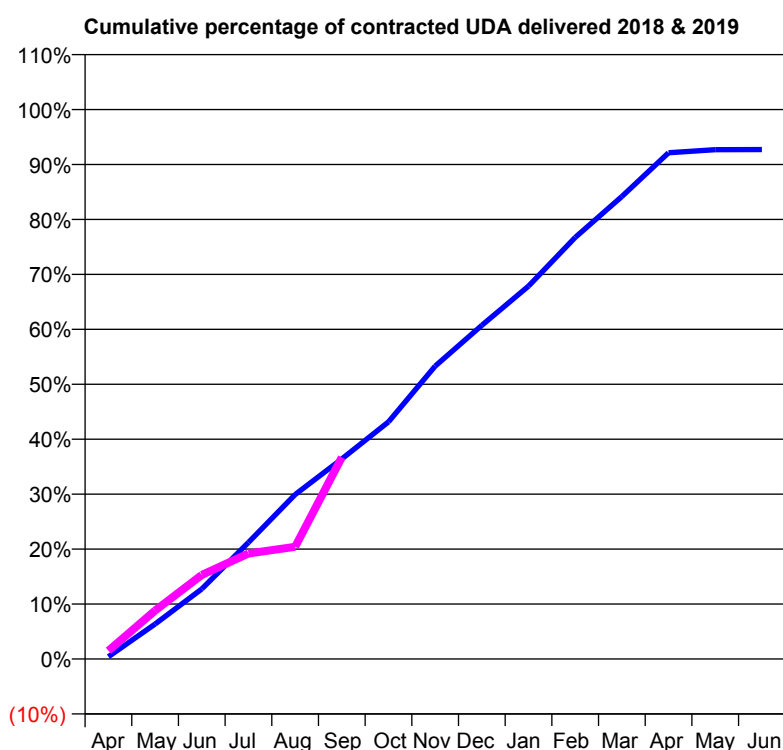
18/19 Contracted general activity (UDA)	16,609
Carry forward general activity (UDA)	0
18/19 Contracted orthodontic activity (UOA)	0
Carry forward orthodontic activity (UOA)	0
Baseline contract value	£336,749.49

## ACCESS\*

Patients seen in 24 months	Total	Change since previous quarter
Quarter ending September 2017	7,294	
Quarter ending December 2017	7,235	→
Quarter ending March 2018	7,282	→
Quarter ending June 2018	7,261	→
Quarter ending September 2018	7,273	→
<b>Variance since September 2017</b>	<b>(0.3%)</b>	→



## ACTIVITY



Adjusted Scheduled Activity (UDA)		
Month	2018	2019
April	71	252
May	1,059	1,467
June	2,119	2,540
July	3,523	3,189
August	4,973	3,394
September	6,049	6,097
October	7,168	
November	8,852	
December	10,087	
January	11,273	
February	12,741	
March	13,978	
April	15,303	
May	15,394	
June	15,398	

## QUALITY

	Quantity	Base Number	Contract	AT	Region	England
% of FP17s for the same patient ID Re-attending within 3 months - Children	48	1,101	4.4%	9.5%	11.1%	11.6%
% of FP17s for the same patient ID Re-attending within 3 months - Adults	569	3,640	15.6%	13.7%	15.3%	15.5%
% of FP17s for the same patient ID Re-attending between 3 & 9 months - Children	677	1,101	61.5%	61.7%	61.1%	58.8%
% of FP17s for the same patient ID Re-attending between 3 & 9 months - Adults	1,703	3,640	46.8%	53.1%	52.3%	51.1%
% of FP17s for Band 1 Urgent Courses	591	3,923	15.1%	8.6%	9.5%	9.0%
% of FP17s Relating to Free Repair or Replacements	54	3,923	1.4%	0.8%	0.7%	0.8%
% of FP17s Relating to Continuations	22	3,923	0.6%	1.0%	0.8%	0.9%
% of Patients satisfied with the dentistry they have received	19	19	100.0%	93.0%	93.6%	93.3%
% of Patients satisfied with the time they had to wait for an appointment	17	19	89.5%	90.5%	88.8%	88.9%

\* This is based on patients treated on this contract for their most recent course of treatment. Figures in italics indicate the base number of FP17s or Patient Questionnaire responses are less than 100. N/A is shown where the base number of responses is less than 10 during the period. % is calculated as Quantity/Base number\*100

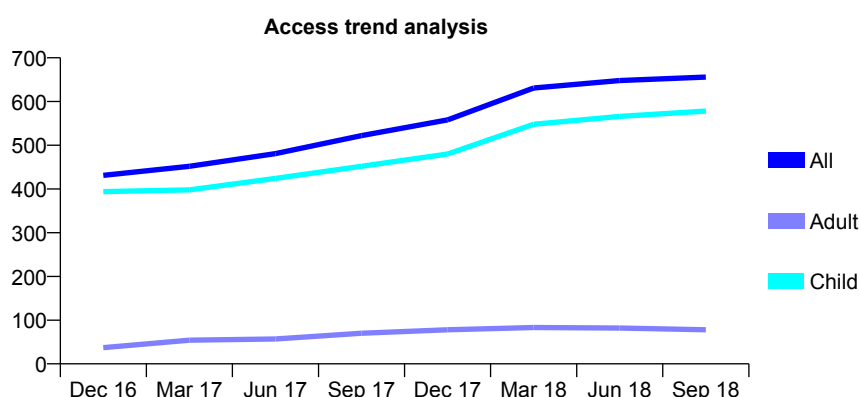
# Q65 - Vital Signs At a Glance Contract Report for 183644/0001 - September 2018

Name or company name	Frome Dental Surgery Limited
Contract type name	GDS Contract
Purpose of contract	General
Contract start date	16/03/2015
Contract end date	

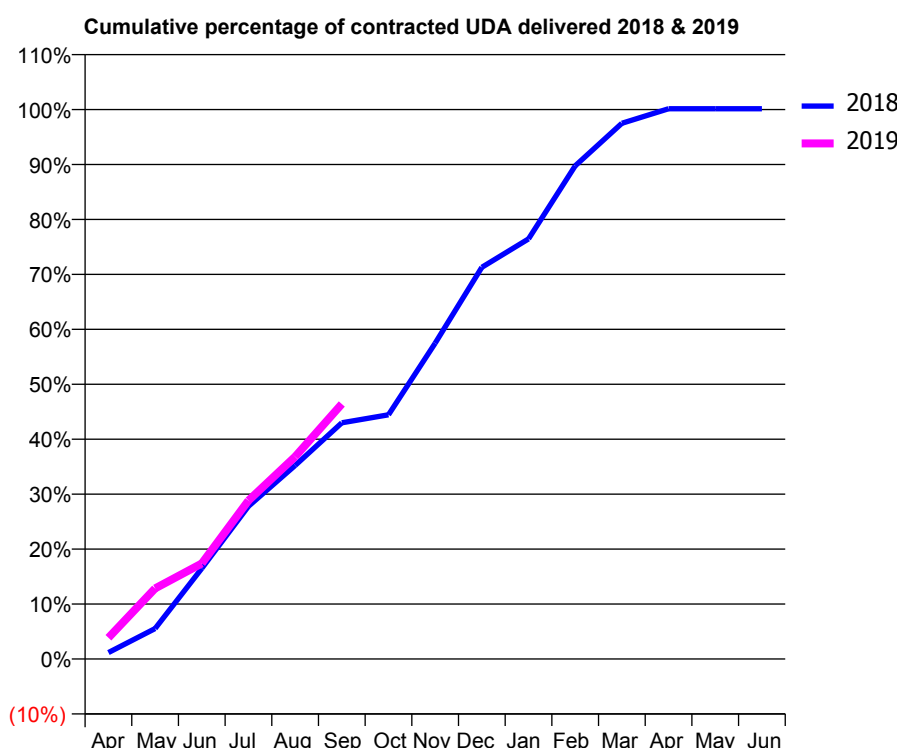
18/19 Contracted general activity (UDA)	1,630
Carry forward general activity (UDA)	-2
18/19 Contracted orthodontic activity (UOA)	0
Carry forward orthodontic activity (UOA)	0
Baseline contract value	£39,222.33

## ACCESS\*

Patients seen in 24 months	Total	Change since previous quarter
Quarter ending September 2017	522	
Quarter ending December 2017	558	↑
Quarter ending March 2018	631	↑
Quarter ending June 2018	648	↑
Quarter ending September 2018	656	→
<b>Variance since September 2017</b>	<b>25.7%</b>	<b>↑</b>



## ACTIVITY



Month	Adjusted Scheduled Activity (UDA)	
	2018	2019
April	19	63
May	90	210
June	269	284
July	453	470
August	574	600
September	701	757
October	725	
November	937	
December	1,162	
January	1,246	
February	1,463	
March	1,589	
April	1,632	
May	1,632	
June	1,632	

## QUALITY

	Quantity	Base Number	Contract	AT	Region	England
% of FP17s for the same patient ID Re-attending within 3 months - Children	43	528	8.1%	9.5%	11.1%	11.6%
% of FP17s for the same patient ID Re-attending within 3 months - Adults	0	26	0.0%	13.7%	15.3%	15.5%
% of FP17s for the same patient ID Re-attending between 3 & 9 months - Children	366	528	69.3%	61.7%	61.1%	58.8%
% of FP17s for the same patient ID Re-attending between 3 & 9 months - Adults	19	26	73.1%	53.1%	52.3%	51.1%
% of FP17s for Band 1 Urgent Courses	8	517	1.5%	8.6%	9.5%	9.0%
% of FP17s Relating to Free Repair or Replacements	0	517	0.0%	0.8%	0.7%	0.8%
% of FP17s Relating to Continuations	3	517	0.6%	1.0%	0.8%	0.9%
% of Patients satisfied with the dentistry they have received	0	0	N/A	93.0%	93.6%	93.3%
% of Patients satisfied with the time they had to wait for an appointment	0	0	N/A	90.5%	88.8%	88.9%

\* This is based on patients treated on this contract for their most recent course of treatment. Figures in italics indicate the base number of FP17s or Patient Questionnaire responses are less than 100. N/A is shown where the base number of responses is less than 10 during the period. % is calculated as Quantity/Base number\*100



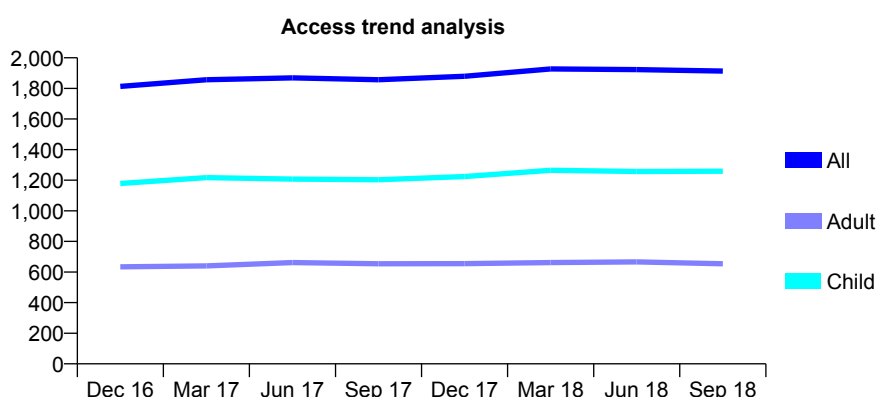
# Q65 - Vital Signs At a Glance Contract Report for 183733/0001 - September 2018

Name or company name	Rock House Dental Practice
Contract type name	GDS Contract
Purpose of contract	General
Contract start date	26/02/2014
Contract end date	

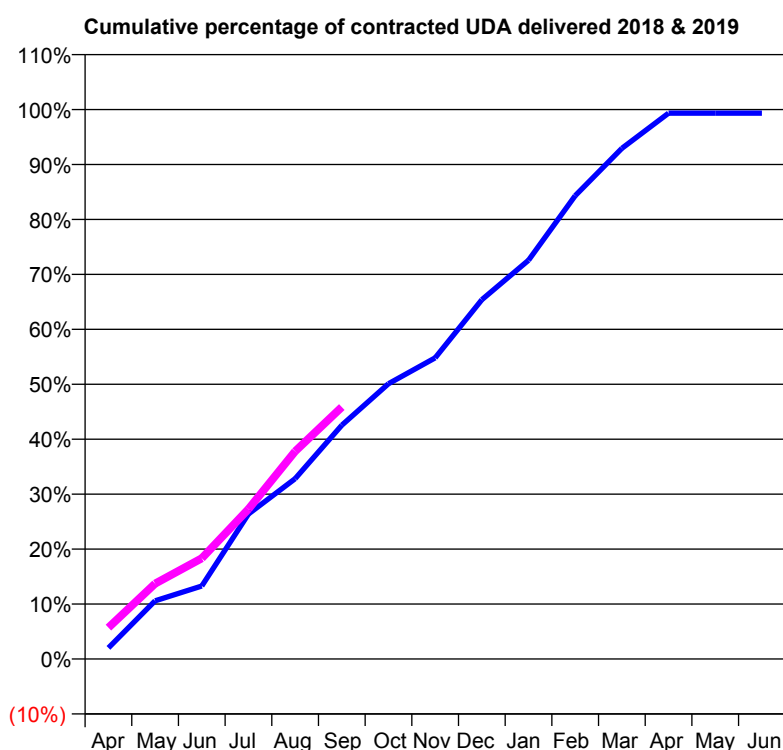
18/19 Contracted general activity (UDA)	3,500
Carry forward general activity (UDA)	23
18/19 Contracted orthodontic activity (UOA)	0
Carry forward orthodontic activity (UOA)	0
Baseline contract value	£110,738.72

## ACCESS\*

Patients seen in 24 months	Total	Change since previous quarter
Quarter ending September 2017	1,857	
Quarter ending December 2017	1,879	→
Quarter ending March 2018	1,927	↑
Quarter ending June 2018	1,923	→
Quarter ending September 2018	1,913	→
<b>Variance since September 2017</b>	<b>3.0%</b>	<b>↑</b>



## ACTIVITY



Adjusted Scheduled Activity (UDA)		
Month	2018	2019
April	71	200
May	371	480
June	465	642
July	924	955
August	1,149	1,323
September	1,489	1,605
October	1,754	
November	1,918	
December	2,289	
January	2,540	
February	2,951	
March	3,253	
April	3,477	
May	3,477	
June	3,477	

## QUALITY

	Quantity	Base Number	Contract	AT	Region	England
% of FP17s for the same patient ID Re-attending within 3 months - Children	71	949	7.5%	9.5%	11.1%	11.6%
% of FP17s for the same patient ID Re-attending within 3 months - Adults	29	292	9.9%	13.7%	15.3%	15.5%
% of FP17s for the same patient ID Re-attending between 3 & 9 months - Children	562	949	59.2%	61.7%	61.1%	58.8%
% of FP17s for the same patient ID Re-attending between 3 & 9 months - Adults	123	292	42.1%	53.1%	52.3%	51.1%
% of FP17s for Band 1 Urgent Courses	81	1,113	7.3%	8.6%	9.5%	9.0%
% of FP17s Relating to Free Repair or Replacements	0	1,113	0.0%	0.8%	0.7%	0.8%
% of FP17s Relating to Continuations	1	1,113	0.1%	1.0%	0.8%	0.9%
% of Patients satisfied with the dentistry they have received	4	4	N/A	93.0%	93.6%	93.3%
% of Patients satisfied with the time they had to wait for an appointment	3	4	N/A	90.5%	88.8%	88.9%

\* This is based on patients treated on this contract for their most recent course of treatment. Figures in italics indicate the base number of FP17s or Patient Questionnaire responses are less than 100. N/A is shown where the base number of responses is less than 10 during the period. % is calculated as Quantity/Base number\*100

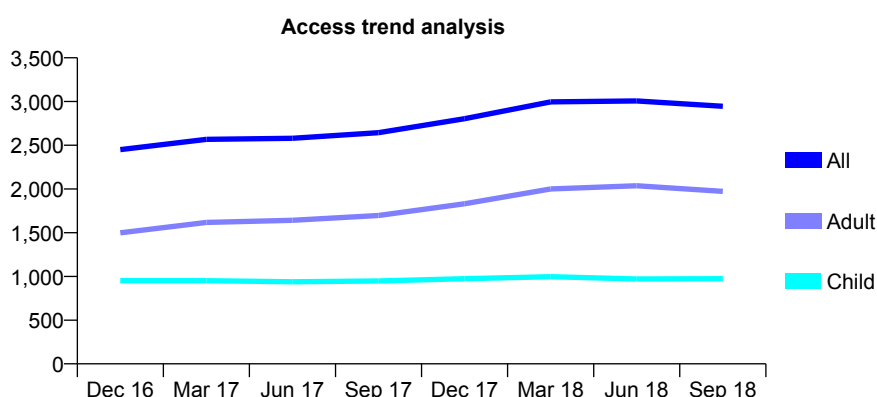
# Q65 - Vital Signs At a Glance Contract Report for 183849/0001 - September 2018

Name or company name	Kings Road Dental Practice
Contract type name	GDS Contract
Purpose of contract	General
Contract start date	01/03/2011
Contract end date	

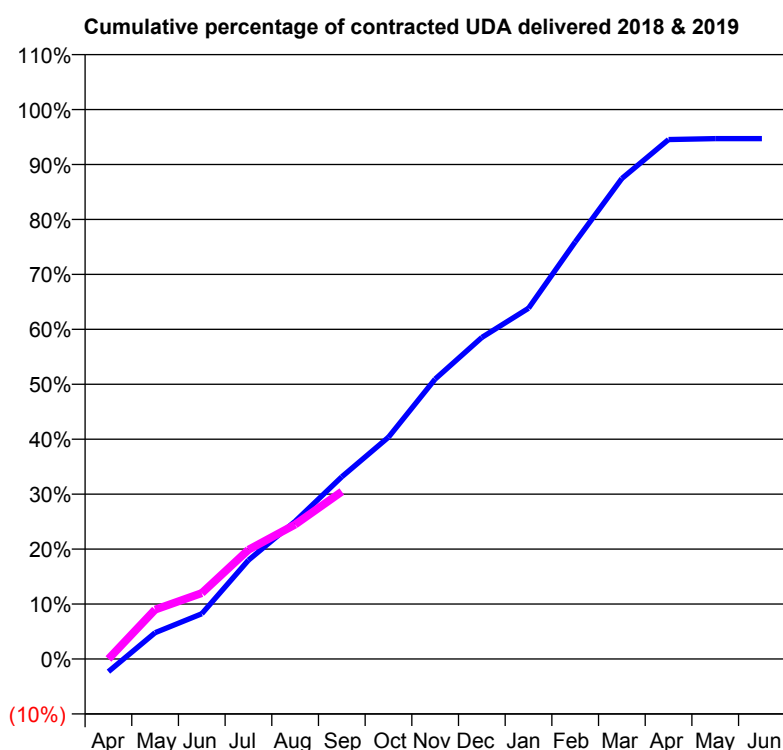
18/19 Contracted general activity (UDA)	9,580
Carry forward general activity (UDA)	0
18/19 Contracted orthodontic activity (UOA)	0
Carry forward orthodontic activity (UOA)	0
Baseline contract value	£245,714.18

## ACCESS\*

Patients seen in 24 months	Total	Change since previous quarter
Quarter ending September 2017	2,644	
Quarter ending December 2017	2,804	↑
Quarter ending March 2018	2,996	↑
Quarter ending June 2018	3,007	→
Quarter ending September 2018	2,946	↓
<b>Variance since September 2017</b>	<b>11.4%</b>	<b>↑</b>



## ACTIVITY



Adjusted Scheduled Activity (UDA)		
Month	2018	2019
April	-221	0
May	460	861
June	790	1,149
July	1,724	1,904
August	2,400	2,345
September	3,176	2,920
October	3,868	
November	4,881	
December	5,606	
January	6,115	
February	7,272	
March	8,377	
April	9,057	
May	9,072	
June	9,072	

## QUALITY

	Quantity	Base Number	Contract	AT	Region	England
% of FP17s for the same patient ID Re-attending within 3 months - Children	50	652	7.7%	9.5%	11.1%	11.6%
% of FP17s for the same patient ID Re-attending within 3 months - Adults	141	1,059	13.3%	13.7%	15.3%	15.5%
% of FP17s for the same patient ID Re-attending between 3 & 9 months - Children	417	652	64.0%	61.7%	61.1%	58.8%
% of FP17s for the same patient ID Re-attending between 3 & 9 months - Adults	554	1,059	52.3%	53.1%	52.3%	51.1%
% of FP17s for Band 1 Urgent Courses	103	1,491	6.9%	8.6%	9.5%	9.0%
% of FP17s Relating to Free Repair or Replacements	3	1,491	0.2%	0.8%	0.7%	0.8%
% of FP17s Relating to Continuations	4	1,491	0.3%	1.0%	0.8%	0.9%
% of Patients satisfied with the dentistry they have received	3	3	N/A	93.0%	93.6%	93.3%
% of Patients satisfied with the time they had to wait for an appointment	2	3	N/A	90.5%	88.8%	88.9%

\* This is based on patients treated on this contract for their most recent course of treatment. Figures in italics indicate the base number of FP17s or Patient Questionnaire responses are less than 100. N/A is shown where the base number of responses is less than 10 during the period. % is calculated as Quantity/Base number\*100

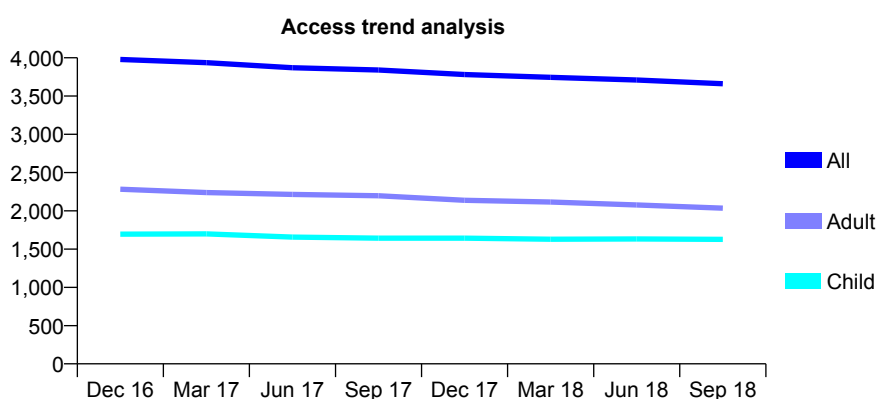
## Q65 - Vital Signs At a Glance Contract Report for 185086/0001 - September 2018

Name or company name	The New Chestnuts Dental Practice
Contract type name	GDS Contract
Purpose of contract	General
Contract start date	01/04/2006
Contract end date	

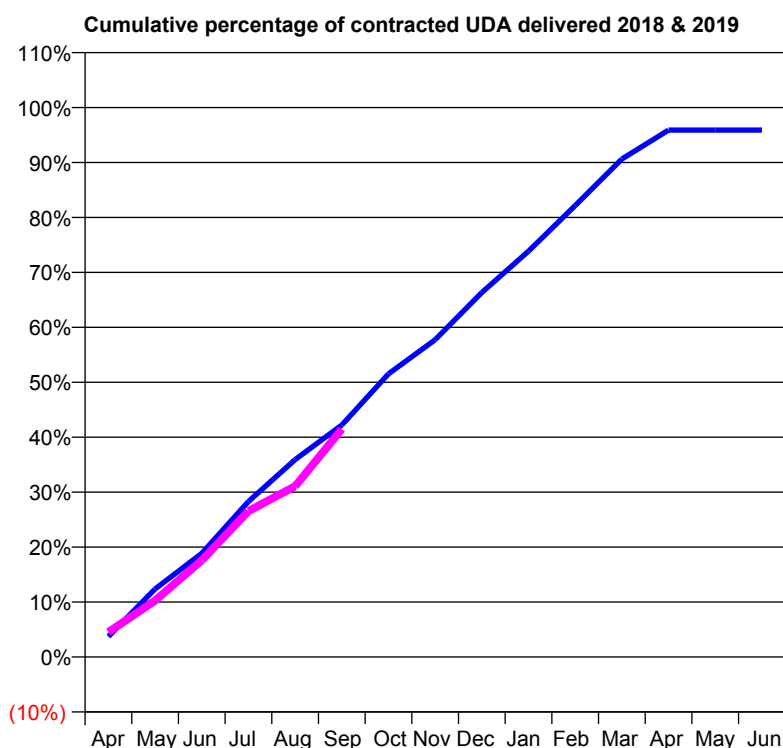
18/19 Contracted general activity (UDA)	9,148
Carry forward general activity (UDA)	0
18/19 Contracted orthodontic activity (UOA)	0
Carry forward orthodontic activity (UOA)	0
Baseline contract value	£202,952.98

### ACCESS\*

Patients seen in 24 months	Total	Change since previous quarter
Quarter ending September 2017	3,840	
Quarter ending December 2017	3,781	↓
Quarter ending March 2018	3,744	→
Quarter ending June 2018	3,710	→
Quarter ending September 2018	3,661	↓
<b>Variance since September 2017</b>	<b>(4.7%)</b>	<b>↓</b>



### ACTIVITY



Adjusted Scheduled Activity (UDA)		
Month	2018	2019
April	341	414
May	1,134	941
June	1,725	1,611
July	2,589	2,429
August	3,288	2,842
September	3,863	3,795
October	4,713	
November	5,281	
December	6,069	
January	6,756	
February	7,515	
March	8,290	
April	8,771	
May	8,771	
June	8,773	

### QUALITY

	Quantity	Base Number	Contract	AT	Region	England
% of FP17s for the same patient ID Re-attending within 3 months - Children	96	1,358	7.1%	9.5%	11.1%	11.6%
% of FP17s for the same patient ID Re-attending within 3 months - Adults	172	1,507	11.4%	13.7%	15.3%	15.5%
% of FP17s for the same patient ID Re-attending between 3 & 9 months - Children	931	1,358	68.6%	61.7%	61.1%	58.8%
% of FP17s for the same patient ID Re-attending between 3 & 9 months - Adults	1,026	1,507	68.1%	53.1%	52.3%	51.1%
% of FP17s for Band 1 Urgent Courses	182	2,576	7.1%	8.6%	9.5%	9.0%
% of FP17s Relating to Free Repair or Replacements	7	2,576	0.3%	0.8%	0.7%	0.8%
% of FP17s Relating to Continuations	6	2,576	0.2%	1.0%	0.8%	0.9%
% of Patients satisfied with the dentistry they have received	1	2	N/A	93.0%	93.6%	93.3%
% of Patients satisfied with the time they had to wait for an appointment	2	2	N/A	90.5%	88.8%	88.9%

\* This is based on patients treated on this contract for their most recent course of treatment. Figures in italics indicate the base number of FP17s or Patient Questionnaire responses are less than 100. N/A is shown where the base number of responses is less than 10 during the period. % is calculated as Quantity/Base number\*100

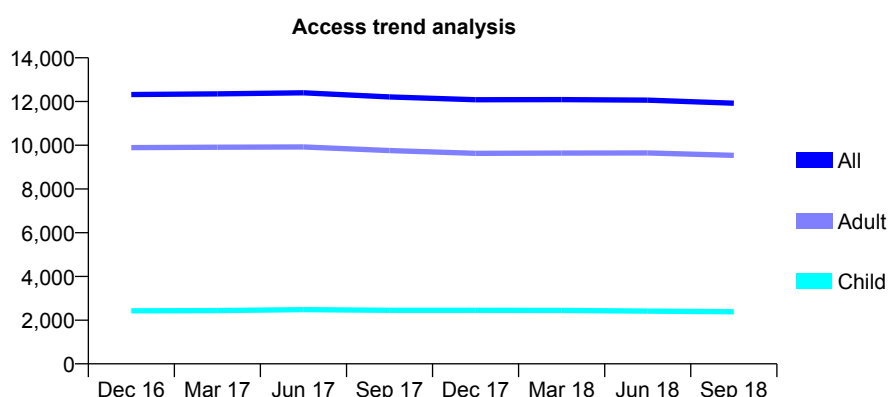
# Q65 - Vital Signs At a Glance Contract Report for 186619/0001 - September 2018

Name or company name	Nigel Reynolds Limited
Contract type name	GDS Contract
Purpose of contract	General
Contract start date	01/06/2008
Contract end date	

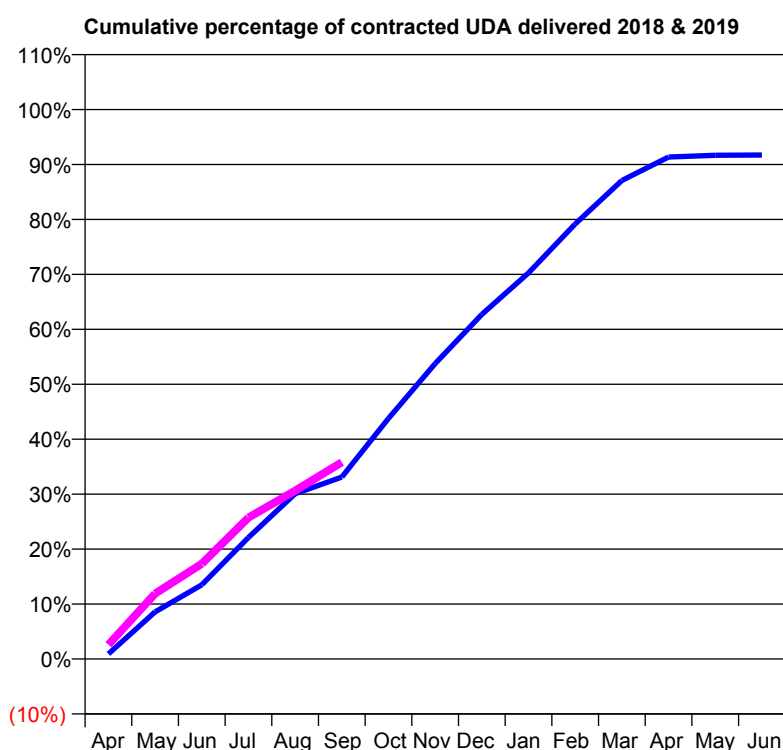
18/19 Contracted general activity (UDA)	34,077
Carry forward general activity (UDA)	0
18/19 Contracted orthodontic activity (UOA)	0
Carry forward orthodontic activity (UOA)	0
Baseline contract value	£774,981.02

## ACCESS\*

Patients seen in 24 months	Total	Change since previous quarter
Quarter ending September 2017	12,209	
Quarter ending December 2017	12,081	↓
Quarter ending March 2018	12,087	→
Quarter ending June 2018	12,061	→
Quarter ending September 2018	11,920	↓
<b>Variance since September 2017</b>	<b>(2.4%)</b>	<b>↓</b>



## ACTIVITY



Adjusted Scheduled Activity (UDA)		
Month	2018	2019
April	318	889
May	2,922	4,053
June	4,600	5,907
July	7,537	8,767
August	10,248	10,444
September	11,287	12,200
October	14,918	
November	18,322	
December	21,369	
January	23,943	
February	26,979	
March	29,679	
April	31,129	
May	31,241	
June	31,254	

## QUALITY

	Quantity	Base Number	Contract	AT	Region	England
% of FP17s for the same patient ID Re-attending within 3 months - Children	125	1,693	7.4%	9.5%	11.1%	11.6%
% of FP17s for the same patient ID Re-attending within 3 months - Adults	879	6,452	13.6%	13.7%	15.3%	15.5%
% of FP17s for the same patient ID Re-attending between 3 & 9 months - Children	1,187	1,693	70.1%	61.7%	61.1%	58.8%
% of FP17s for the same patient ID Re-attending between 3 & 9 months - Adults	4,054	6,452	62.8%	53.1%	52.3%	51.1%
% of FP17s for Band 1 Urgent Courses	493	7,291	6.8%	8.6%	9.5%	9.0%
% of FP17s Relating to Free Repair or Replacements	58	7,291	0.8%	0.8%	0.7%	0.8%
% of FP17s Relating to Continuations	33	7,291	0.5%	1.0%	0.8%	0.9%
% of Patients satisfied with the dentistry they have received	9	10	90.0%	93.0%	93.6%	93.3%
% of Patients satisfied with the time they had to wait for an appointment	8	10	80.0%	90.5%	88.8%	88.9%

\* This is based on patients treated on this contract for their most recent course of treatment. Figures in italics indicate the base number of FP17s or Patient Questionnaire responses are less than 100. N/A is shown where the base number of responses is less than 10 during the period. % is calculated as Quantity/Base number\*100

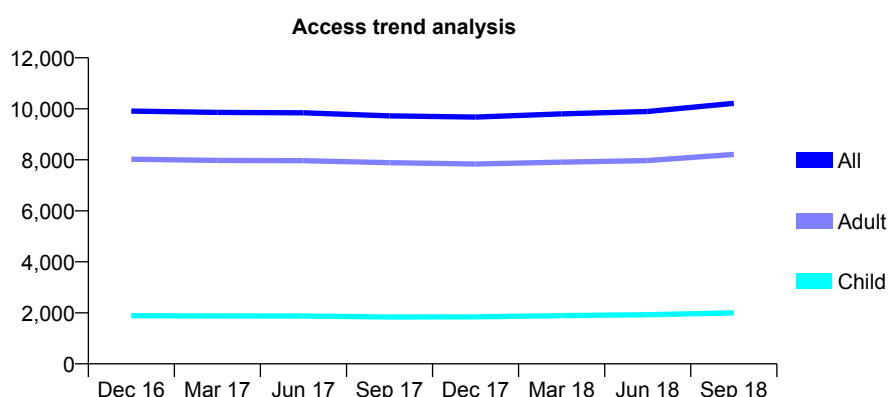
# Q65 - Vital Signs At a Glance Contract Report for 186716/0001 - September 2018

Name or company name	Parkfield Dental Surgery Ltd
Contract type name	GDS Contract
Purpose of contract	General and Orthodontic
Contract start date	01/04/2007
Contract end date	

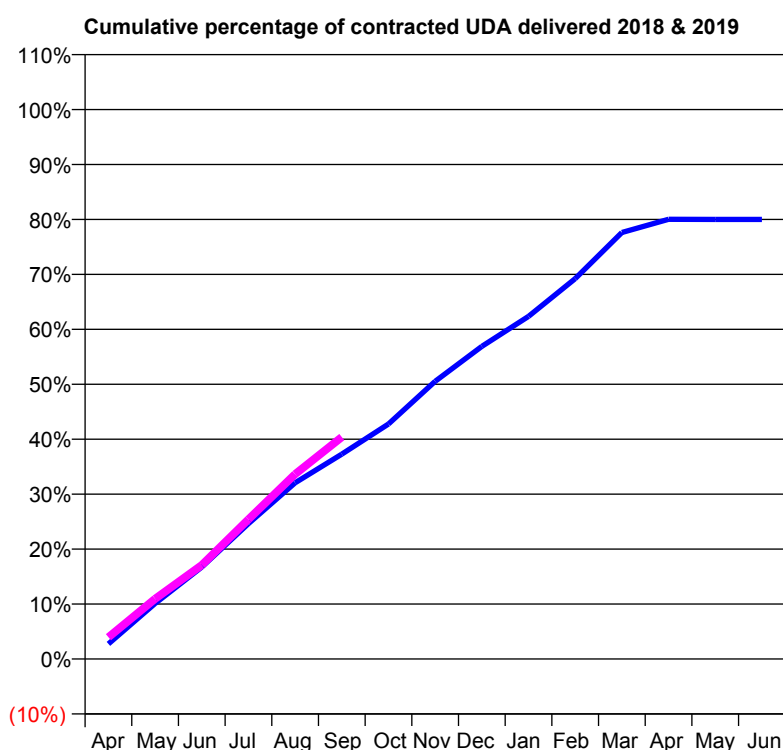
18/19 Contracted general activity (UDA)	29,027
Carry forward general activity (UDA)	0
18/19 Contracted orthodontic activity (UOA)	260
Carry forward orthodontic activity (UOA)	0
Baseline contract value	£710,891.38

## ACCESS\*

Patients seen in 24 months	Total	Change since previous quarter
Quarter ending September 2017	9,725	
Quarter ending December 2017	9,676	→
Quarter ending March 2018	9,801	→
Quarter ending June 2018	9,898	→
Quarter ending September 2018	10,212	↑
<b>Variance since September 2017</b>	<b>5.0%</b>	<b>↑</b>



## ACTIVITY



Adjusted Scheduled Activity (UDA)		
Month	2018	2019
April	798	1,148
May	2,934	3,180
June	4,860	4,965
July	7,152	7,380
August	9,308	9,768
September	10,820	11,723
October	12,415	
November	14,672	
December	16,514	
January	18,099	
February	20,096	
March	22,527	
April	23,226	
May	23,221	
June	23,222	

## QUALITY

	Quantity	Base Number	Contract	AT	Region	England
% of FP17s for the same patient ID Re-attending within 3 months - Children	106	1,647	6.4%	9.5%	11.1%	11.6%
% of FP17s for the same patient ID Re-attending within 3 months - Adults	795	5,786	13.7%	13.7%	15.3%	15.5%
% of FP17s for the same patient ID Re-attending between 3 & 9 months - Children	1,058	1,647	64.2%	61.7%	61.1%	58.8%
% of FP17s for the same patient ID Re-attending between 3 & 9 months - Adults	2,545	5,786	44.0%	53.1%	52.3%	51.1%
% of FP17s for Band 1 Urgent Courses	497	6,503	7.6%	8.6%	9.5%	9.0%
% of FP17s Relating to Free Repair or Replacements	54	6,503	0.8%	0.8%	0.7%	0.8%
% of FP17s Relating to Continuations	47	6,503	0.7%	1.0%	0.8%	0.9%
% of Patients satisfied with the dentistry they have received	7	9	N/A	93.0%	93.6%	93.3%
% of Patients satisfied with the time they had to wait for an appointment	7	9	N/A	90.5%	88.8%	88.9%

\* This is based on patients treated on this contract for their most recent course of treatment. Figures in italics indicate the base number of FP17s or Patient Questionnaire responses are less than 100. N/A is shown where the base number of responses is less than 10 during the period. % is calculated as Quantity/Base number\*100

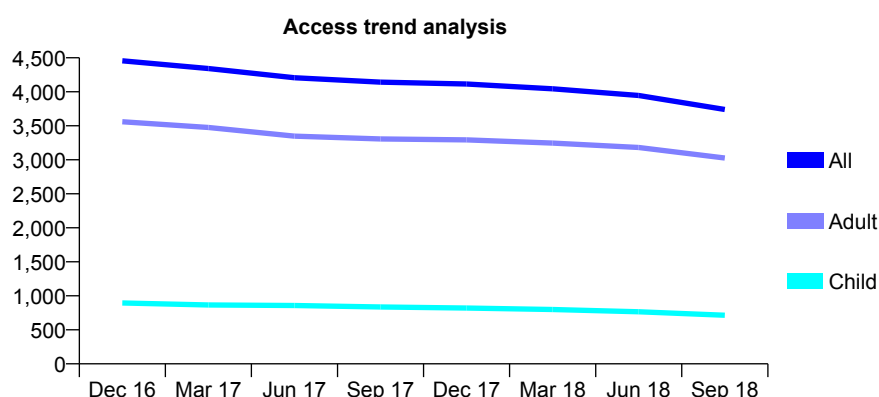
# Q65 - Vital Signs At a Glance Contract Report for 186716/0003 - September 2018

Name or company name	Parkfield Dental Surgery Ltd
Contract type name	GDS Contract
Purpose of contract	General
Contract start date	01/03/2010
Contract end date	

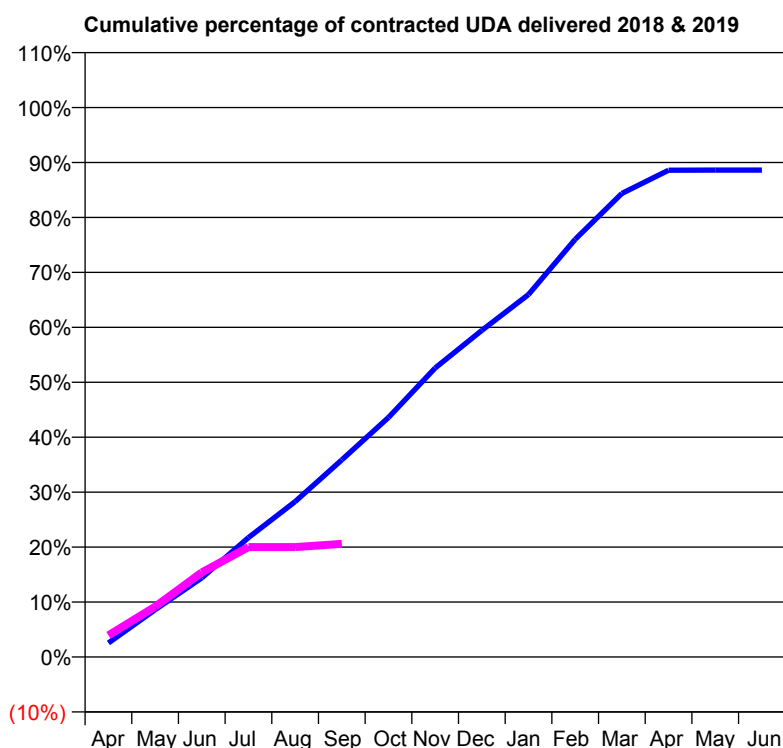
18/19 Contracted general activity (UDA)	14,550
Carry forward general activity (UDA)	0
18/19 Contracted orthodontic activity (UOA)	0
Carry forward orthodontic activity (UOA)	0
Baseline contract value	£333,889.02

## ACCESS\*

Patients seen in 24 months	Total	Change since previous quarter
Quarter ending September 2017	4,142	
Quarter ending December 2017	4,115	→
Quarter ending March 2018	4,045	↓
Quarter ending June 2018	3,947	↓
Quarter ending September 2018	3,741	↓
<b>Variance since September 2017</b>	<b>(9.7%)</b>	<b>↓</b>



## ACTIVITY



Adjusted Scheduled Activity (UDA)		
Month	2018	2019
April	372	572
May	1,251	1,332
June	2,096	2,241
July	3,162	2,910
August	4,116	2,910
September	5,219	2,996
October	6,342	
November	7,652	
December	8,647	
January	9,599	
February	11,060	
March	12,276	
April	12,891	
May	12,892	
June	12,894	

## QUALITY

	Quantity	Base Number	Contract	AT	Region	England
% of FP17s for the same patient ID Re-attending within 3 months - Children	58	313	18.5%	9.5%	11.1%	11.6%
% of FP17s for the same patient ID Re-attending within 3 months - Adults	295	1,380	21.4%	13.7%	15.3%	15.5%
% of FP17s for the same patient ID Re-attending between 3 & 9 months - Children	170	313	54.3%	61.7%	61.1%	58.8%
% of FP17s for the same patient ID Re-attending between 3 & 9 months - Adults	827	1,380	59.9%	53.1%	52.3%	51.1%
% of FP17s for Band 1 Urgent Courses	136	1,449	9.4%	8.6%	9.5%	9.0%
% of FP17s Relating to Free Repair or Replacements	26	1,449	1.8%	0.8%	0.7%	0.8%
% of FP17s Relating to Continuations	17	1,449	1.2%	1.0%	0.8%	0.9%
% of Patients satisfied with the dentistry they have received	3	4	N/A	93.0%	93.6%	93.3%
% of Patients satisfied with the time they had to wait for an appointment	4	4	N/A	90.5%	88.8%	88.9%

\* This is based on patients treated on this contract for their most recent course of treatment. Figures in italics indicate the base number of FP17s or Patient Questionnaire responses are less than 100. N/A is shown where the base number of responses is less than 10 during the period. % is calculated as Quantity/Base number\*100

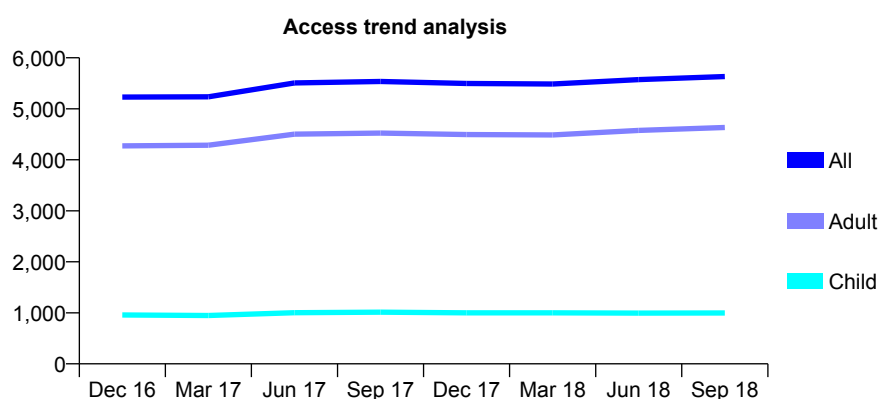
## Q65 - Vital Signs At a Glance Contract Report for 186716/0004 - September 2018

Name or company name	Parkfield Dental Surgery Ltd
Contract type name	GDS Contract
Purpose of contract	General
Contract start date	09/05/2011
Contract end date	

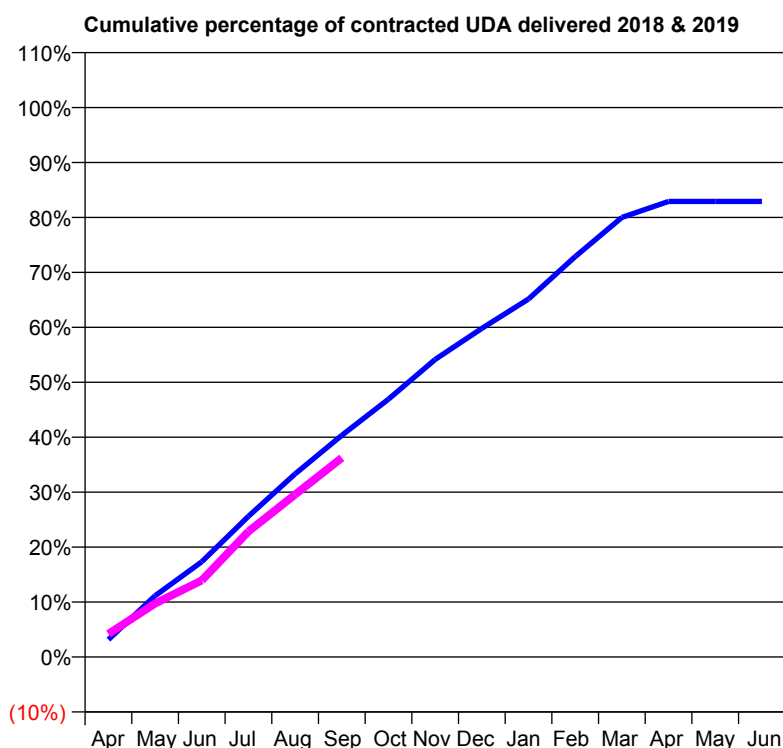
18/19 Contracted general activity (UDA)	18,000
Carry forward general activity (UDA)	0
18/19 Contracted orthodontic activity (UOA)	0
Carry forward orthodontic activity (UOA)	0
Baseline contract value	£483,093.12

### ACCESS\*

Patients seen in 24 months	Total	Change since previous quarter
Quarter ending September 2017	5,536	
Quarter ending December 2017	5,497	→
Quarter ending March 2018	5,487	→
Quarter ending June 2018	5,573	→
Quarter ending September 2018	5,632	→
<b>Variance since September 2017</b>	<b>1.7%</b>	<b>→</b>



### ACTIVITY



Adjusted Scheduled Activity (UDA)		
Month	2018	2019
April	569	760
May	2,006	1,754
June	3,122	2,509
July	4,612	4,113
August	6,000	5,323
September	7,263	6,525
October	8,445	
November	9,749	
December	10,764	
January	11,725	
February	13,115	
March	14,399	
April	14,925	
May	14,921	
June	14,922	

### QUALITY

	Quantity	Base Number	Contract	AT	Region	England
% of FP17s for the same patient ID Re-attending within 3 months - Children	65	844	7.7%	9.5%	11.1%	11.6%
% of FP17s for the same patient ID Re-attending within 3 months - Adults	642	3,917	16.4%	13.7%	15.3%	15.5%
% of FP17s for the same patient ID Re-attending between 3 & 9 months - Children	584	844	69.2%	61.7%	61.1%	58.8%
% of FP17s for the same patient ID Re-attending between 3 & 9 months - Adults	2,276	3,917	58.1%	53.1%	52.3%	51.1%
% of FP17s for Band 1 Urgent Courses	429	3,682	11.7%	8.6%	9.5%	9.0%
% of FP17s Relating to Free Repair or Replacements	99	3,682	2.7%	0.8%	0.7%	0.8%
% of FP17s Relating to Continuations	46	3,682	1.2%	1.0%	0.8%	0.9%
% of Patients satisfied with the dentistry they have received	8	9	N/A	93.0%	93.6%	93.3%
% of Patients satisfied with the time they had to wait for an appointment	8	9	N/A	90.5%	88.8%	88.9%

\* This is based on patients treated on this contract for their most recent course of treatment. Figures in italics indicate the base number of FP17s or Patient Questionnaire responses are less than 100. N/A is shown where the base number of responses is less than 10 during the period. % is calculated as Quantity/Base number\*100



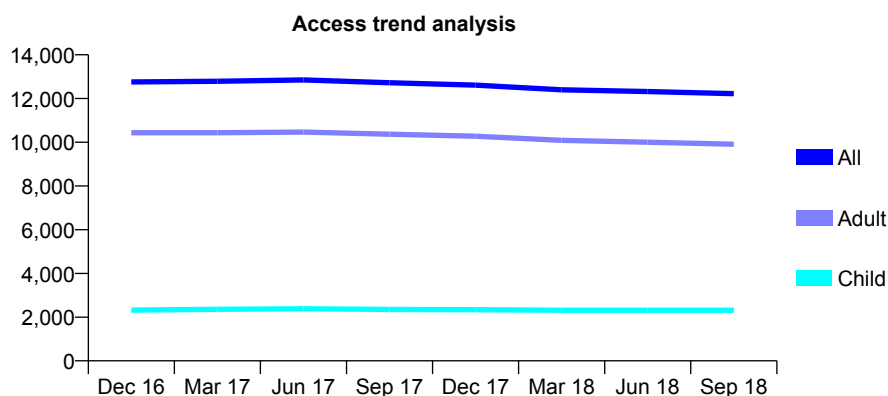
## Q65 - Vital Signs At a Glance Contract Report for 187321/0001 - September 2018

Name or company name	Phoenix Dental Ltd.,
Contract type name	GDS Contract
Purpose of contract	General
Contract start date	01/05/2007
Contract end date	

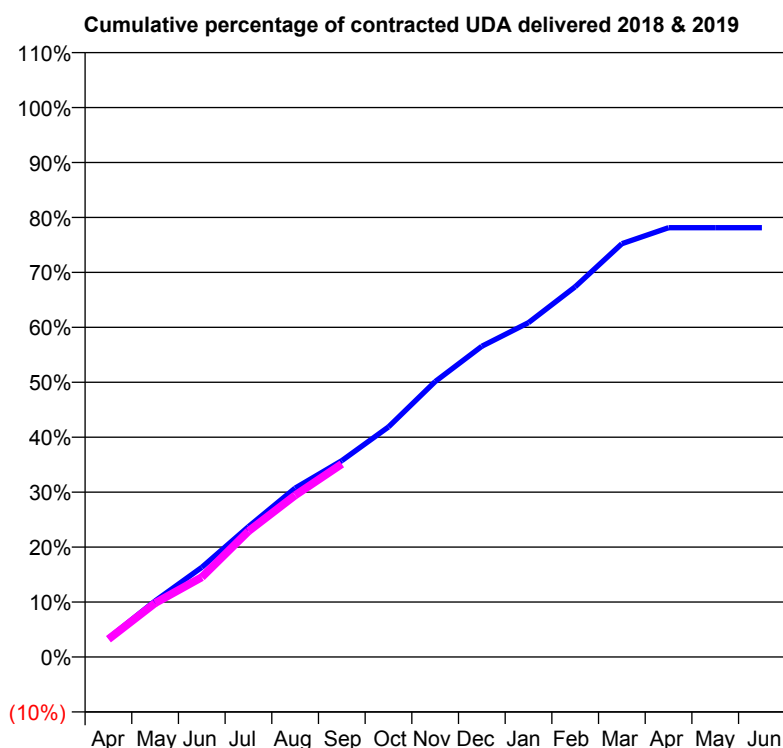
18/19 Contracted general activity (UDA)	39,546
Carry forward general activity (UDA)	0
18/19 Contracted orthodontic activity (UOA)	0
Carry forward orthodontic activity (UOA)	0
Baseline contract value	£847,545.28

### ACCESS\*

Patients seen in 24 months	Total	Change since previous quarter
Quarter ending September 2017	12,721	
Quarter ending December 2017	12,613	→
Quarter ending March 2018	12,400	↓
Quarter ending June 2018	12,321	→
Quarter ending September 2018	12,222	→
<b>Variance since September 2017</b>	<b>(3.9%)</b>	<b>↓</b>



### ACTIVITY



Adjusted Scheduled Activity (UDA)		
Month	2018	2019
April	1,347	1,277
May	4,032	3,880
June	6,458	5,746
July	9,377	9,052
August	12,157	11,640
September	14,129	13,894
October	16,558	
November	19,818	
December	22,362	
January	24,061	
February	26,644	
March	29,747	
April	30,896	
May	30,892	
June	30,892	

### QUALITY

	Quantity	Base Number	Contract	AT	Region	England
% of FP17s for the same patient ID Re-attending within 3 months - Children	78	1,750	4.5%	9.5%	11.1%	11.6%
% of FP17s for the same patient ID Re-attending within 3 months - Adults	605	6,757	9.0%	13.7%	15.3%	15.5%
% of FP17s for the same patient ID Re-attending between 3 & 9 months - Children	993	1,750	56.7%	61.7%	61.1%	58.8%
% of FP17s for the same patient ID Re-attending between 3 & 9 months - Adults	3,562	6,757	52.7%	53.1%	52.3%	51.1%
% of FP17s for Band 1 Urgent Courses	394	7,844	5.0%	8.6%	9.5%	9.0%
% of FP17s Relating to Free Repair or Replacements	27	7,844	0.3%	0.8%	0.7%	0.8%
% of FP17s Relating to Continuations	66	7,844	0.8%	1.0%	0.8%	0.9%
% of Patients satisfied with the dentistry they have received	9	9	N/A	93.0%	93.6%	93.3%
% of Patients satisfied with the time they had to wait for an appointment	8	9	N/A	90.5%	88.8%	88.9%

\* This is based on patients treated on this contract for their most recent course of treatment. Figures in italics indicate the base number of FP17s or Patient Questionnaire responses are less than 100. N/A is shown where the base number of responses is less than 10 during the period. % is calculated as Quantity/Base number\*100

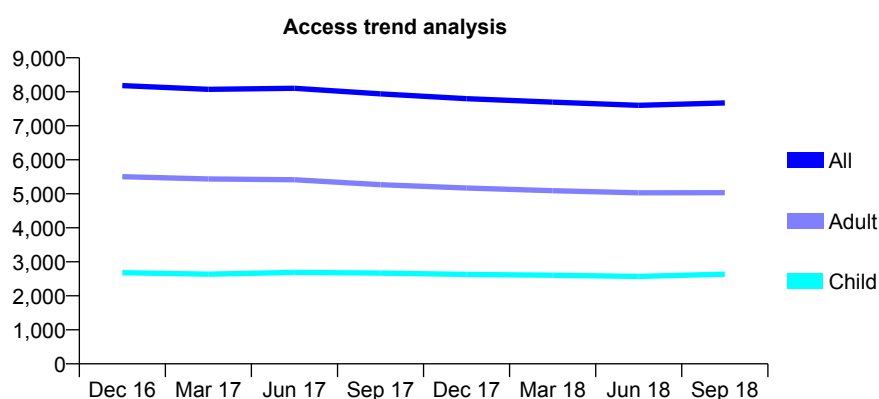
## Q65 - Vital Signs At a Glance Contract Report for 187321/0002 - September 2018

Name or company name	Phoenix Dental Ltd.,
Contract type name	GDS Contract
Purpose of contract	General
Contract start date	01/04/2009
Contract end date	

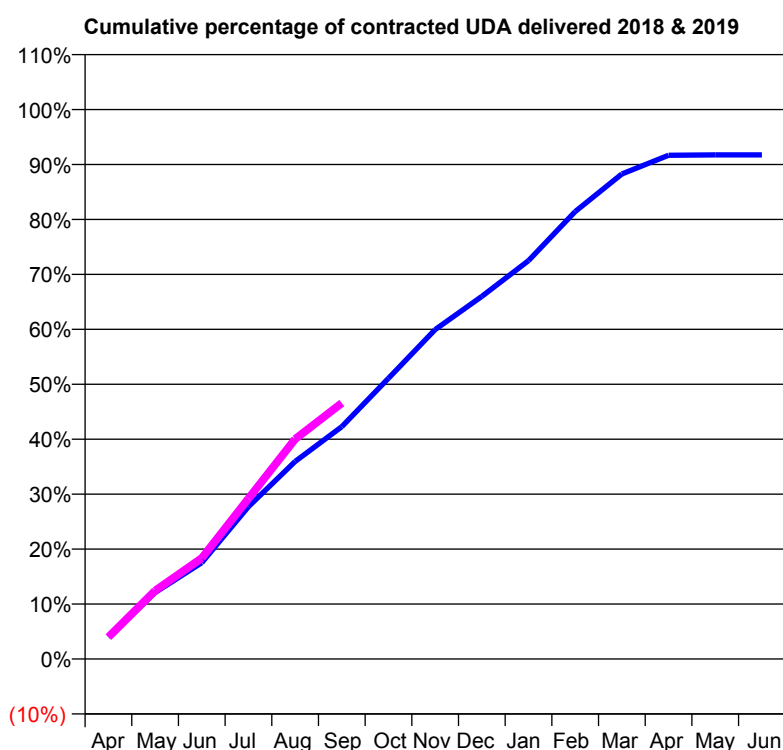
18/19 Contracted general activity (UDA)	20,500
Carry forward general activity (UDA)	0
18/19 Contracted orthodontic activity (UOA)	0
Carry forward orthodontic activity (UOA)	0
Baseline contract value	£484,160.09

### ACCESS\*

Patients seen in 24 months	Total	Change since previous quarter
Quarter ending September 2017	7,939	
Quarter ending December 2017	7,797	↓
Quarter ending March 2018	7,695	↓
Quarter ending June 2018	7,600	↓
Quarter ending September 2018	7,671	→
<b>Variance since September 2017</b>	<b>(3.4%)</b>	<b>↓</b>



### ACTIVITY



Adjusted Scheduled Activity (UDA)		
Month	2018	2019
April	821	818
May	2,480	2,548
June	3,596	3,764
July	5,686	5,985
August	7,369	8,206
September	8,668	9,551
October	10,475	
November	12,292	
December	13,527	
January	14,864	
February	16,691	
March	18,095	
April	18,794	
May	18,805	
June	18,805	

### QUALITY

	Quantity	Base Number	Contract	AT	Region	England
% of FP17s for the same patient ID Re-attending within 3 months - Children	123	2,153	5.7%	9.5%	11.1%	11.6%
% of FP17s for the same patient ID Re-attending within 3 months - Adults	384	3,399	11.3%	13.7%	15.3%	15.5%
% of FP17s for the same patient ID Re-attending between 3 & 9 months - Children	1,372	2,153	63.7%	61.7%	61.1%	58.8%
% of FP17s for the same patient ID Re-attending between 3 & 9 months - Adults	1,681	3,399	49.5%	53.1%	52.3%	51.1%
% of FP17s for Band 1 Urgent Courses	233	5,124	4.5%	8.6%	9.5%	9.0%
% of FP17s Relating to Free Repair or Replacements	25	5,124	0.5%	0.8%	0.7%	0.8%
% of FP17s Relating to Continuations	121	5,124	2.4%	1.0%	0.8%	0.9%
% of Patients satisfied with the dentistry they have received	5	5	N/A	93.0%	93.6%	93.3%
% of Patients satisfied with the time they had to wait for an appointment	5	5	N/A	90.5%	88.8%	88.9%

\* This is based on patients treated on this contract for their most recent course of treatment. Figures in italics indicate the base number of FP17s or Patient Questionnaire responses are less than 100. N/A is shown where the base number of responses is less than 10 during the period. % is calculated as Quantity/Base number\*100

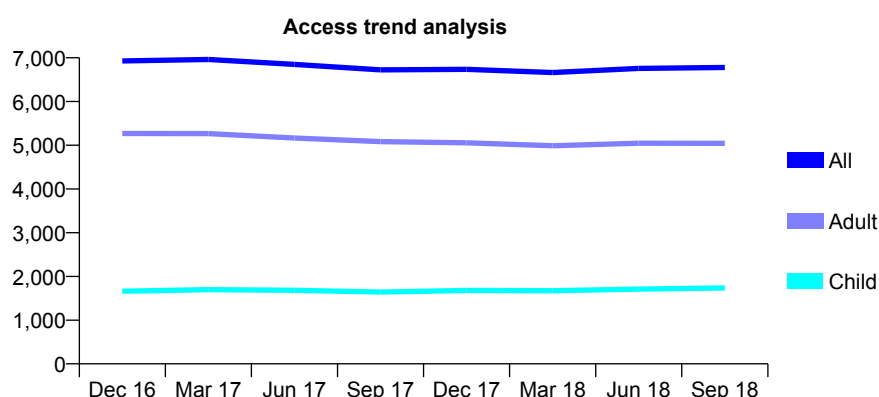
# Q65 - Vital Signs At a Glance Contract Report for 187321/0003 - September 2018

Name or company name	Phoenix Dental Ltd.,
Contract type name	GDS Contract
Purpose of contract	General
Contract start date	25/10/2010
Contract end date	

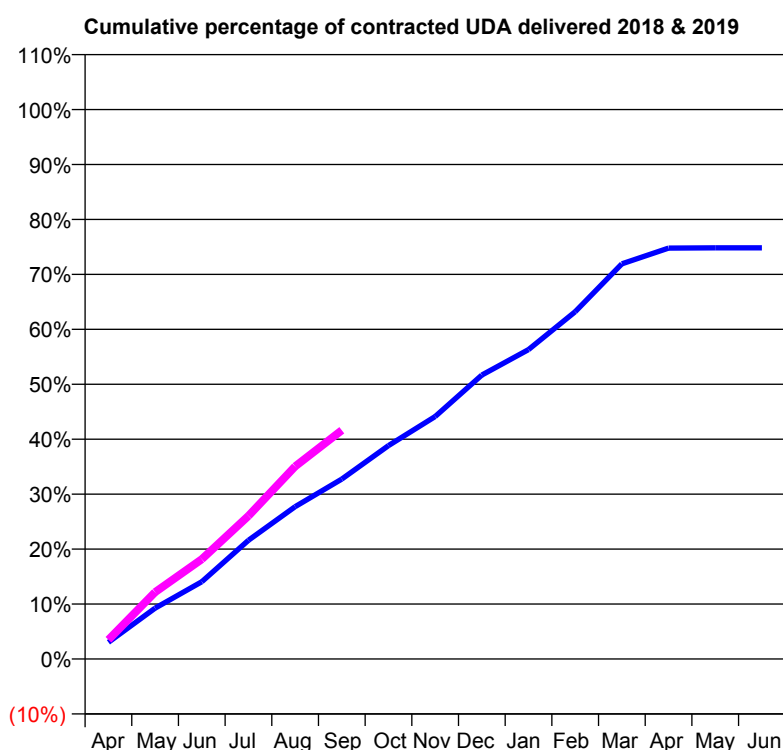
18/19 Contracted general activity (UDA)	20,700
Carry forward general activity (UDA)	0
18/19 Contracted orthodontic activity (UOA)	0
Carry forward orthodontic activity (UOA)	0
Baseline contract value	£542,358.39

## ACCESS\*

Patients seen in 24 months	Total	Change since previous quarter
Quarter ending September 2017	6,725	
Quarter ending December 2017	6,736	→
Quarter ending March 2018	6,662	↓
Quarter ending June 2018	6,756	→
Quarter ending September 2018	6,778	→
<b>Variance since September 2017</b>	<b>0.8%</b>	<b>→</b>



## ACTIVITY



Adjusted Scheduled Activity (UDA)		
Month	2018	2019
April	629	727
May	1,916	2,519
June	2,912	3,757
July	4,475	5,391
August	5,738	7,254
September	6,778	8,619
October	8,039	
November	9,135	
December	10,695	
January	11,656	
February	13,081	
March	14,888	
April	15,479	
May	15,488	
June	15,488	

## QUALITY

	Quantity	Base Number	Contract	AT	Region	England
% of FP17s for the same patient ID Re-attending within 3 months - Children	33	1,277	2.6%	9.5%	11.1%	11.6%
% of FP17s for the same patient ID Re-attending within 3 months - Adults	212	3,039	7.0%	13.7%	15.3%	15.5%
% of FP17s for the same patient ID Re-attending between 3 & 9 months - Children	707	1,277	55.4%	61.7%	61.1%	58.8%
% of FP17s for the same patient ID Re-attending between 3 & 9 months - Adults	1,251	3,039	41.2%	53.1%	52.3%	51.1%
% of FP17s for Band 1 Urgent Courses	122	4,070	3.0%	8.6%	9.5%	9.0%
% of FP17s Relating to Free Repair or Replacements	11	4,070	0.3%	0.8%	0.7%	0.8%
% of FP17s Relating to Continuations	25	4,070	0.6%	1.0%	0.8%	0.9%
% of Patients satisfied with the dentistry they have received	6	6	N/A	93.0%	93.6%	93.3%
% of Patients satisfied with the time they had to wait for an appointment	5	6	N/A	90.5%	88.8%	88.9%

\* This is based on patients treated on this contract for their most recent course of treatment. Figures in italics indicate the base number of FP17s or Patient Questionnaire responses are less than 100. N/A is shown where the base number of responses is less than 10 during the period. % is calculated as Quantity/Base number\*100

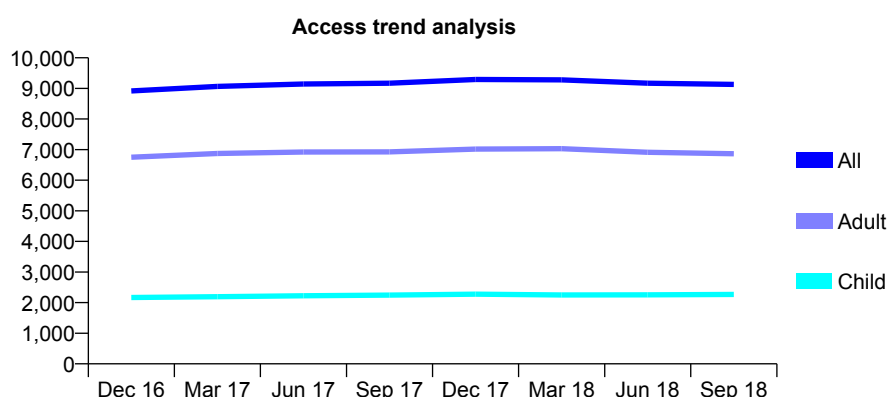
# Q65 - Vital Signs At a Glance Contract Report for 190195/0007 - September 2018

Name or company name	Xeon Smiles UK Ltd
Contract type name	GDS Contract
Purpose of contract	General
Contract start date	01/11/2010
Contract end date	

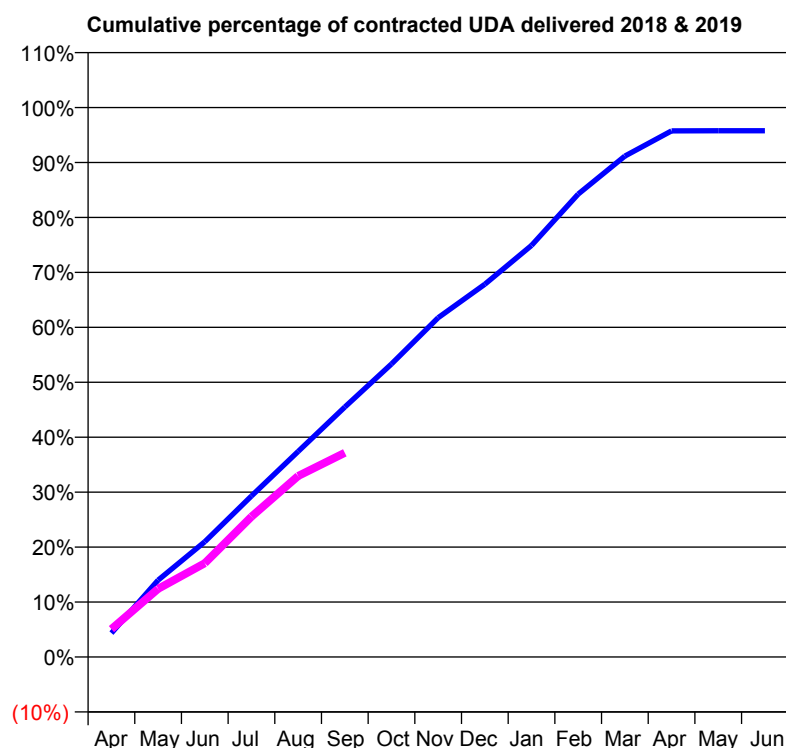
18/19 Contracted general activity (UDA)	31,772
Carry forward general activity (UDA)	0
18/19 Contracted orthodontic activity (UOA)	0
Carry forward orthodontic activity (UOA)	0
Baseline contract value	£804,903.22

## ACCESS\*

Patients seen in 24 months	Total	Change since previous quarter
Quarter ending September 2017	9,170	
Quarter ending December 2017	9,293	→
Quarter ending March 2018	9,280	→
Quarter ending June 2018	9,168	↓
Quarter ending September 2018	9,132	→
<b>Variance since September 2017</b>	<b>(0.4%)</b>	<b>→</b>



## ACTIVITY



Adjusted Scheduled Activity (UDA)		
Month	2018	2019
April	1,386	1,618
May	4,445	3,944
June	6,666	5,427
July	9,312	8,112
August	11,883	10,468
September	14,454	11,806
October	16,942	
November	19,618	
December	21,555	
January	23,798	
February	26,767	
March	28,963	
April	30,424	
May	30,427	
June	30,428	

## QUALITY

	Quantity	Base Number	Contract	AT	Region	England
% of FP17s for the same patient ID Re-attending within 3 months - Children	116	1,427	8.1%	9.5%	11.1%	11.6%
% of FP17s for the same patient ID Re-attending within 3 months - Adults	578	3,582	16.1%	13.7%	15.3%	15.5%
% of FP17s for the same patient ID Re-attending between 3 & 9 months - Children	719	1,427	50.4%	61.7%	61.1%	58.8%
% of FP17s for the same patient ID Re-attending between 3 & 9 months - Adults	1,431	3,582	39.9%	53.1%	52.3%	51.1%
% of FP17s for Band 1 Urgent Courses	696	4,465	15.6%	8.6%	9.5%	9.0%
% of FP17s Relating to Free Repair or Replacements	61	4,465	1.4%	0.8%	0.7%	0.8%
% of FP17s Relating to Continuations	28	4,465	0.6%	1.0%	0.8%	0.9%
% of Patients satisfied with the dentistry they have received	4	4	N/A	93.0%	93.6%	93.3%
% of Patients satisfied with the time they had to wait for an appointment	4	4	N/A	90.5%	88.8%	88.9%

\* This is based on patients treated on this contract for their most recent course of treatment. Figures in italics indicate the base number of FP17s or Patient Questionnaire responses are less than 100. N/A is shown where the base number of responses is less than 10 during the period. % is calculated as Quantity/Base number\*100

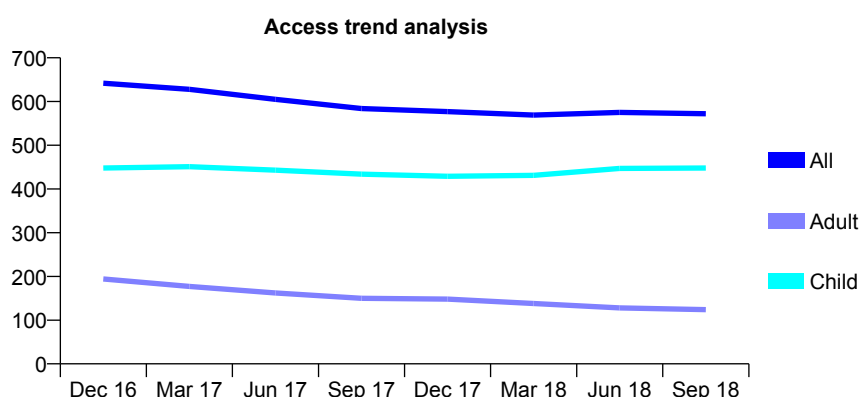
# Q65 - Vital Signs At a Glance Contract Report for 190365/0001 - September 2018

Name or company name	Main Dental Partners
Contract type name	GDS Contract
Purpose of contract	General
Contract start date	01/03/2013
Contract end date	

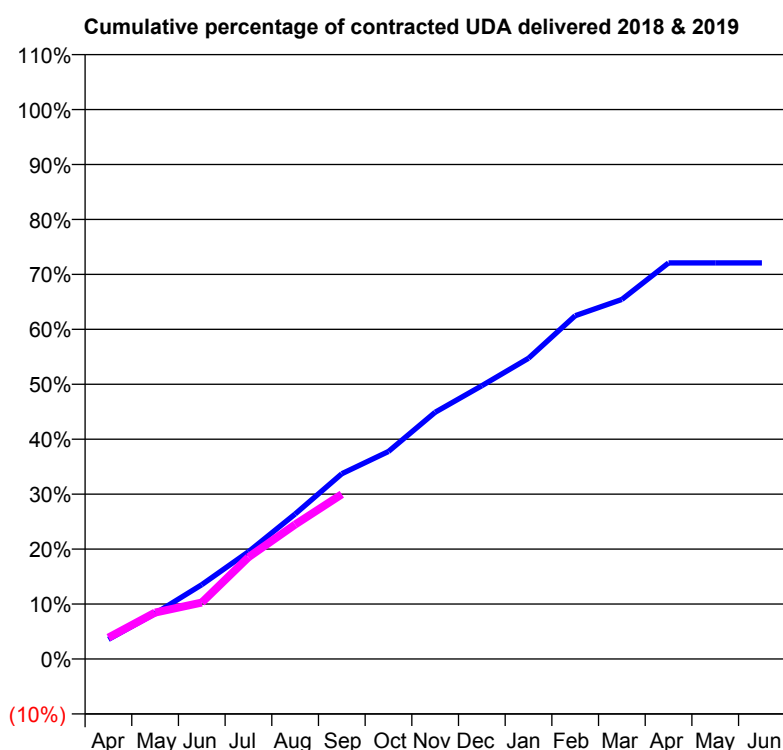
18/19 Contracted general activity (UDA)	1,600
Carry forward general activity (UDA)	0
18/19 Contracted orthodontic activity (UOA)	0
Carry forward orthodontic activity (UOA)	0
Baseline contract value	£36,105.37

## ACCESS\*

Patients seen in 24 months	Total	Change since previous quarter
Quarter ending September 2017	584	
Quarter ending December 2017	577	↓
Quarter ending March 2018	569	↓
Quarter ending June 2018	575	→
Quarter ending September 2018	572	→
<b>Variance since September 2017</b>	<b>(2.1%)</b>	<b>↓</b>



## ACTIVITY



Adjusted Scheduled Activity (UDA)		
Month	2018	2019
April	57	62
May	133	135
June	216	164
July	312	297
August	422	392
September	539	480
October	604	
November	719	
December	796	
January	876	
February	1,000	
March	1,047	
April	1,153	
May	1,153	
June	1,153	

## QUALITY

	Quantity	Base Number	Contract	AT	Region	England
% of FP17s for the same patient ID Re-attending within 3 months - Children	16	363	4.4%	9.5%	11.1%	11.6%
% of FP17s for the same patient ID Re-attending within 3 months - Adults	6	55	10.9%	13.7%	15.3%	15.5%
% of FP17s for the same patient ID Re-attending between 3 & 9 months - Children	235	363	64.7%	61.7%	61.1%	58.8%
% of FP17s for the same patient ID Re-attending between 3 & 9 months - Adults	27	55	49.1%	53.1%	52.3%	51.1%
% of FP17s for Band 1 Urgent Courses	3	352	0.9%	8.6%	9.5%	9.0%
% of FP17s Relating to Free Repair or Replacements	0	352	0.0%	0.8%	0.7%	0.8%
% of FP17s Relating to Continuations	6	352	1.7%	1.0%	0.8%	0.9%
% of Patients satisfied with the dentistry they have received	0	0	N/A	93.0%	93.6%	93.3%
% of Patients satisfied with the time they had to wait for an appointment	0	0	N/A	90.5%	88.8%	88.9%

\* This is based on patients treated on this contract for their most recent course of treatment. Figures in italics indicate the base number of FP17s or Patient Questionnaire responses are less than 100. N/A is shown where the base number of responses is less than 10 during the period. % is calculated as Quantity/Base number\*100

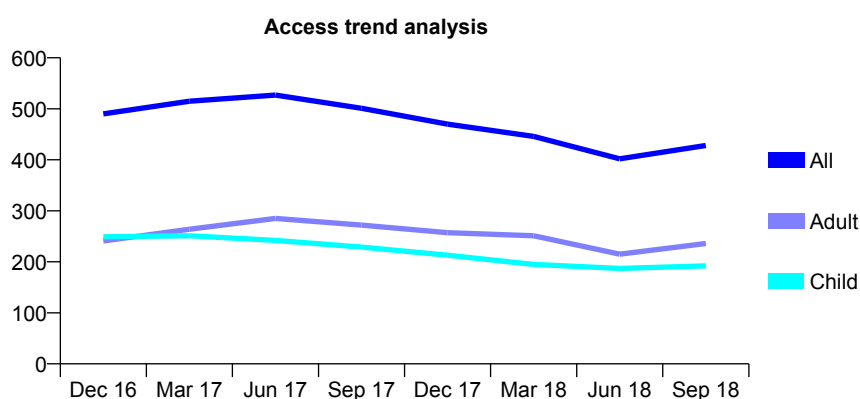
## Q65 - Vital Signs At a Glance Contract Report for 192392/0001 - September 2018

Name or company name	Miss AJ Gorman
Contract type name	GDS Contract
Purpose of contract	General
Contract start date	15/05/2015
Contract end date	

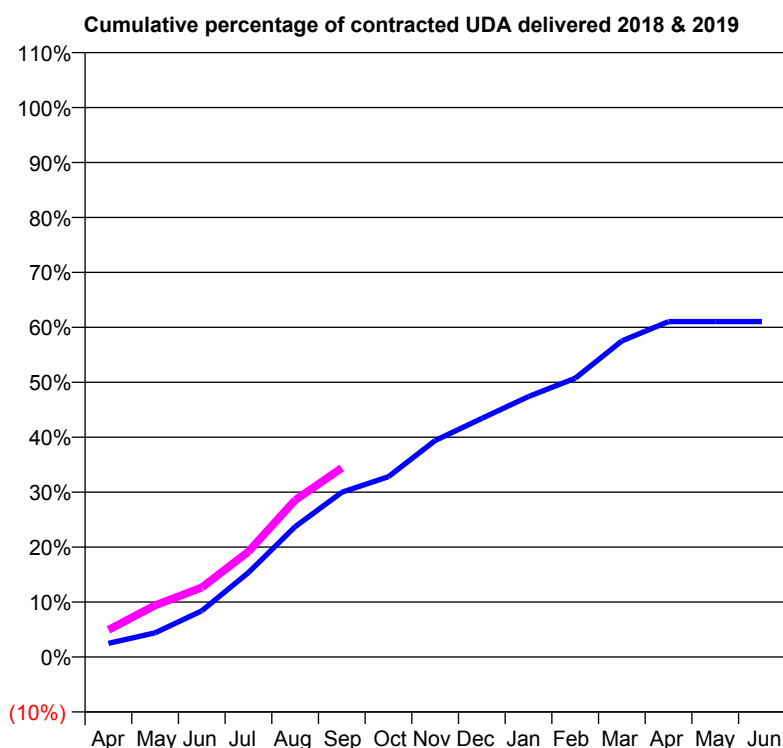
18/19 Contracted general activity (UDA)	1,255
Carry forward general activity (UDA)	0
18/19 Contracted orthodontic activity (UOA)	0
Carry forward orthodontic activity (UOA)	0
Baseline contract value	£30,282.12

### ACCESS\*

Patients seen in 24 months	Total	Change since previous quarter
Quarter ending September 2017	501	
Quarter ending December 2017	470	↓
Quarter ending March 2018	446	↓
Quarter ending June 2018	402	↓
Quarter ending September 2018	428	↑
<b>Variance since September 2017</b>	<b>(14.6%)</b>	<b>↓</b>



### ACTIVITY



Adjusted Scheduled Activity (UDA)		
Month	2018	2019
April	31	62
May	55	118
June	105	159
July	193	241
August	298	358
September	376	432
October	412	
November	494	
December	545	
January	595	
February	637	
March	722	
April	766	
May	766	
June	766	

### QUALITY

	Quantity	Base Number	Contract	AT	Region	England
% of FP17s for the same patient ID Re-attending within 3 months - Children	10	166	6.0%	9.5%	11.1%	11.6%
% of FP17s for the same patient ID Re-attending within 3 months - Adults	2	114	1.8%	13.7%	15.3%	15.5%
% of FP17s for the same patient ID Re-attending between 3 & 9 months - Children	72	166	43.4%	61.7%	61.1%	58.8%
% of FP17s for the same patient ID Re-attending between 3 & 9 months - Adults	24	114	21.1%	53.1%	52.3%	51.1%
% of FP17s for Band 1 Urgent Courses	60	252	23.8%	8.6%	9.5%	9.0%
% of FP17s Relating to Free Repair or Replacements	0	252	0.0%	0.8%	0.7%	0.8%
% of FP17s Relating to Continuations	0	252	0.0%	1.0%	0.8%	0.9%
% of Patients satisfied with the dentistry they have received	1	1	N/A	93.0%	93.6%	93.3%
% of Patients satisfied with the time they had to wait for an appointment	1	1	N/A	90.5%	88.8%	88.9%

\* This is based on patients treated on this contract for their most recent course of treatment. Figures in italics indicate the base number of FP17s or Patient Questionnaire responses are less than 100. N/A is shown where the base number of responses is less than 10 during the period. % is calculated as Quantity/Base number\*100

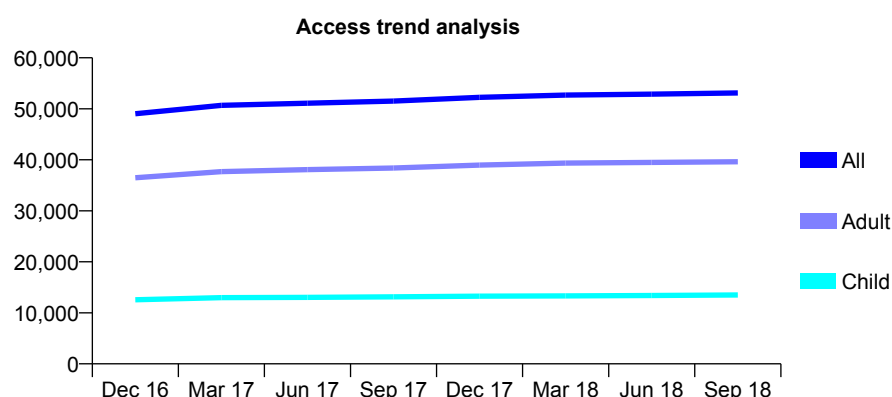
# Q65 - Vital Signs At a Glance Contract Report for 196703/0001 - September 2018

Name or company name	D A & C Houston & Associates
Contract type name	GDS Contract
Purpose of contract	General
Contract start date	01/10/2013
Contract end date	

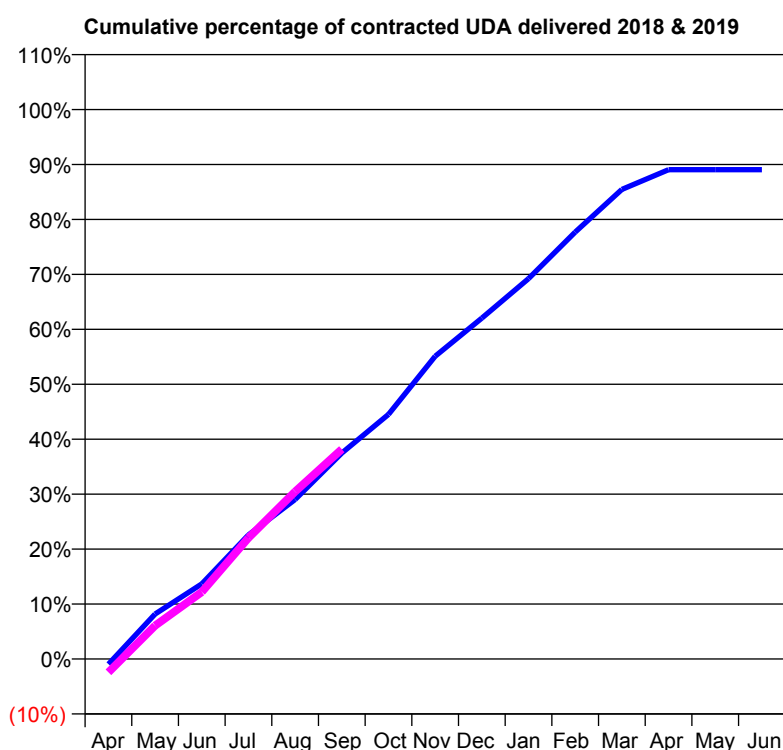
18/19 Contracted general activity (UDA)	169,449
Carry forward general activity (UDA)	11,040
18/19 Contracted orthodontic activity (UOA)	0
Carry forward orthodontic activity (UOA)	0
Baseline contract value	£4,270,882.60

## ACCESS\*

Patients seen in 24 months	Total	Change since previous quarter
Quarter ending September 2017	51,521	
Quarter ending December 2017	52,238	→
Quarter ending March 2018	52,694	→
Quarter ending June 2018	52,878	→
Quarter ending September 2018	53,101	→
<b>Variance since September 2017</b>	<b>3.1%</b>	<b>↑</b>



## ACTIVITY



Adjusted Scheduled Activity (UDA)		
Month	2018	2019
April	-1,725	-4,150
May	14,783	10,287
June	24,676	20,652
July	40,736	37,351
August	52,388	51,632
September	67,653	64,699
October	80,337	
November	99,458	
December	111,991	
January	124,930	
February	140,230	
March	154,218	
April	160,712	
May	160,728	
June	160,710	

## QUALITY

	Quantity	Base Number	Contract	AT	Region	England
% of FP17s for the same patient ID Re-attending within 3 months - Children	778	11,196	6.9%	9.5%	11.1%	11.6%
% of FP17s for the same patient ID Re-attending within 3 months - Adults	4,556	30,790	14.8%	13.7%	15.3%	15.5%
% of FP17s for the same patient ID Re-attending between 3 & 9 months - Children	7,625	11,196	68.1%	61.7%	61.1%	58.8%
% of FP17s for the same patient ID Re-attending between 3 & 9 months - Adults	19,659	30,790	63.8%	53.1%	52.3%	51.1%
% of FP17s for Band 1 Urgent Courses	3,297	36,193	9.1%	8.6%	9.5%	9.0%
% of FP17s Relating to Free Repair or Replacements	423	36,193	1.2%	0.8%	0.7%	0.8%
% of FP17s Relating to Continuations	649	36,193	1.8%	1.0%	0.8%	0.9%
% of Patients satisfied with the dentistry they have received	58	62	93.5%	93.0%	93.6%	93.3%
% of Patients satisfied with the time they had to wait for an appointment	59	62	95.2%	90.5%	88.8%	88.9%

\* This is based on patients treated on this contract for their most recent course of treatment. Figures in italics indicate the base number of FP17s or Patient Questionnaire responses are less than 100. N/A is shown where the base number of responses is less than 10 during the period. % is calculated as Quantity/Base number\*100



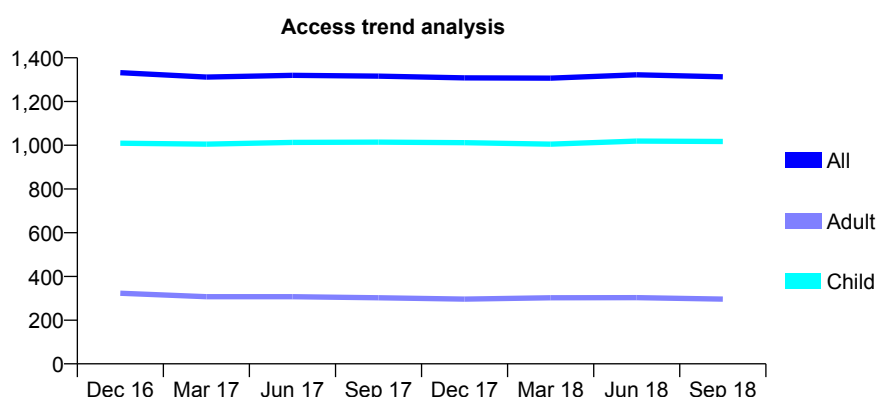
# Q65 - Vital Signs At a Glance Contract Report for 197963/0001 - September 2018

Name or company name	Linden House Dental Practice
Contract type name	GDS Contract
Purpose of contract	General and Orthodontic
Contract start date	01/02/2011
Contract end date	

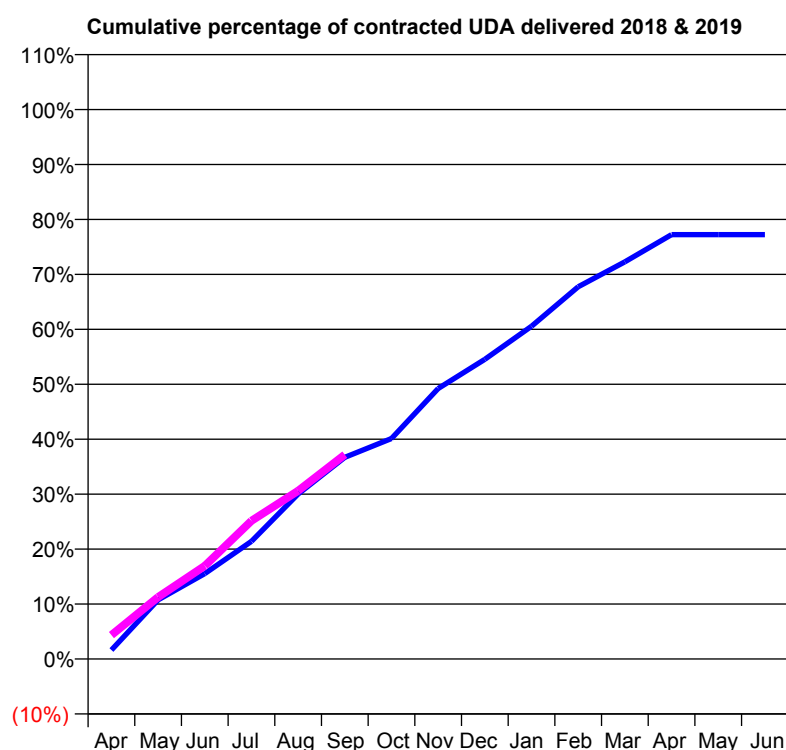
18/19 Contracted general activity (UDA)	3,702
Carry forward general activity (UDA)	0
18/19 Contracted orthodontic activity (UOA)	472
Carry forward orthodontic activity (UOA)	9
Baseline contract value	£119,698.50

## ACCESS\*

Patients seen in 24 months	Total	Change since previous quarter
Quarter ending September 2017	1,316	
Quarter ending December 2017	1,308	→
Quarter ending March 2018	1,307	→
Quarter ending June 2018	1,322	→
Quarter ending September 2018	1,313	→
<b>Variance since September 2017</b>	<b>(0.2%)</b>	→



## ACTIVITY



Adjusted Scheduled Activity (UDA)		
Month	2018	2019
April	61	161
May	399	417
June	576	628
July	793	931
August	1,111	1,133
September	1,359	1,376
October	1,486	
November	1,822	
December	2,019	
January	2,242	
February	2,508	
March	2,676	
April	2,859	
May	2,859	
June	2,859	

## QUALITY

	Quantity	Base Number	Contract	AT	Region	England
% of FP17s for the same patient ID Re-attending within 3 months - Children	83	883	9.4%	9.5%	11.1%	11.6%
% of FP17s for the same patient ID Re-attending within 3 months - Adults	17	135	12.6%	13.7%	15.3%	15.5%
% of FP17s for the same patient ID Re-attending between 3 & 9 months - Children	581	883	65.8%	61.7%	61.1%	58.8%
% of FP17s for the same patient ID Re-attending between 3 & 9 months - Adults	90	135	66.7%	53.1%	52.3%	51.1%
% of FP17s for Band 1 Urgent Courses	22	858	2.6%	8.6%	9.5%	9.0%
% of FP17s Relating to Free Repair or Replacements	0	858	0.0%	0.8%	0.7%	0.8%
% of FP17s Relating to Continuations	0	858	0.0%	1.0%	0.8%	0.9%
% of Patients satisfied with the dentistry they have received	1	1	N/A	93.0%	93.6%	93.3%
% of Patients satisfied with the time they had to wait for an appointment	1	1	N/A	90.5%	88.8%	88.9%

\* This is based on patients treated on this contract for their most recent course of treatment. Figures in italics indicate the base number of FP17s or Patient Questionnaire responses are less than 100. N/A is shown where the base number of responses is less than 10 during the period. % is calculated as Quantity/Base number\*100

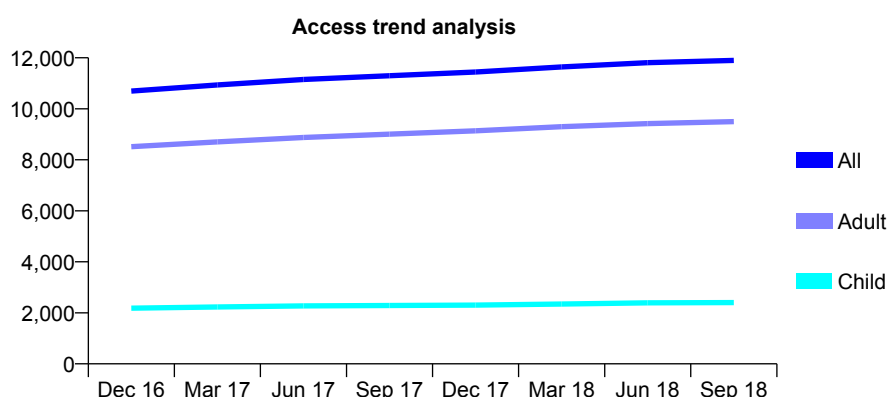
# Q65 - Vital Signs At a Glance Contract Report for 198587/0001 - September 2018

Name or company name	Cheddar Dental Practice
Contract type name	GDS Contract
Purpose of contract	General
Contract start date	01/08/2014
Contract end date	

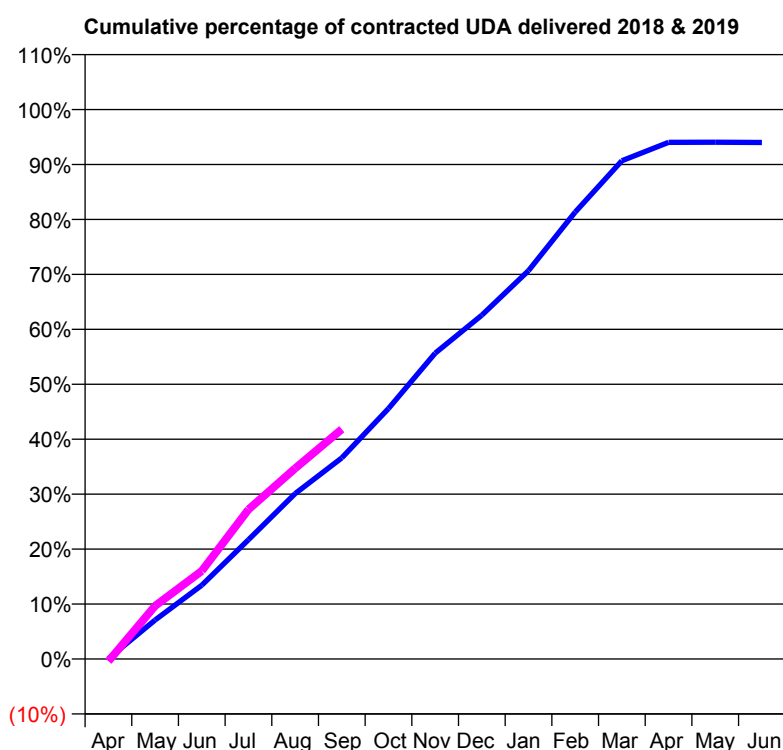
18/19 Contracted general activity (UDA)	29,758
Carry forward general activity (UDA)	1,500
18/19 Contracted orthodontic activity (UOA)	0
Carry forward orthodontic activity (UOA)	0
Baseline contract value	£659,315.82

## ACCESS\*

Patients seen in 24 months	Total	Change since previous quarter
Quarter ending September 2017	11,298	
Quarter ending December 2017	11,441	→
Quarter ending March 2018	11,640	→
Quarter ending June 2018	11,809	→
Quarter ending September 2018	11,897	→
<b>Variance since September 2017</b>	<b>5.3%</b>	<b>↑</b>



## ACTIVITY



Adjusted Scheduled Activity (UDA)		
Month	2018	2019
April	25	-125
May	2,216	2,875
June	4,196	4,768
July	6,783	8,100
August	9,410	10,321
September	11,443	12,443
October	14,252	
November	17,397	
December	19,560	
January	22,093	
February	25,422	
March	28,345	
April	29,390	
May	29,398	
June	29,381	

## QUALITY

	Quantity	Base Number	Contract	AT	Region	England
% of FP17s for the same patient ID Re-attending within 3 months - Children	160	2,082	7.7%	9.5%	11.1%	11.6%
% of FP17s for the same patient ID Re-attending within 3 months - Adults	1,001	6,903	14.5%	13.7%	15.3%	15.5%
% of FP17s for the same patient ID Re-attending between 3 & 9 months - Children	1,469	2,082	70.6%	61.7%	61.1%	58.8%
% of FP17s for the same patient ID Re-attending between 3 & 9 months - Adults	3,125	6,903	45.3%	53.1%	52.3%	51.1%
% of FP17s for Band 1 Urgent Courses	604	7,291	8.3%	8.6%	9.5%	9.0%
% of FP17s Relating to Free Repair or Replacements	82	7,291	1.1%	0.8%	0.7%	0.8%
% of FP17s Relating to Continuations	63	7,291	0.9%	1.0%	0.8%	0.9%
% of Patients satisfied with the dentistry they have received	14	15	93.3%	93.0%	93.6%	93.3%
% of Patients satisfied with the time they had to wait for an appointment	15	15	100.0%	90.5%	88.8%	88.9%

\* This is based on patients treated on this contract for their most recent course of treatment. Figures in italics indicate the base number of FP17s or Patient Questionnaire responses are less than 100. N/A is shown where the base number of responses is less than 10 during the period. % is calculated as Quantity/Base number\*100

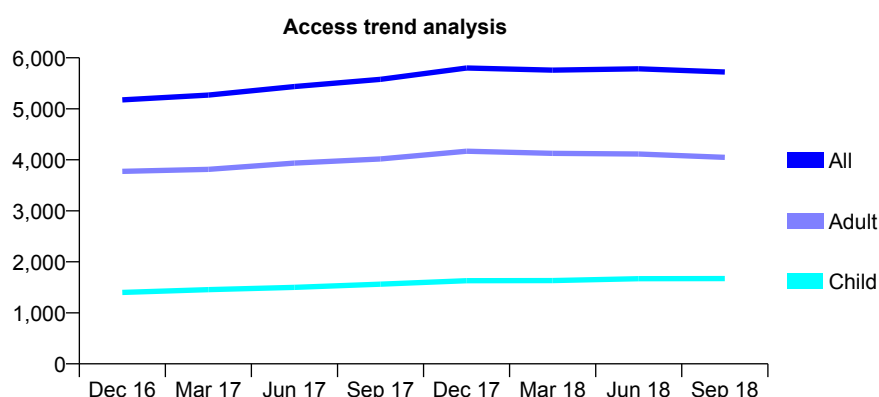
# Q65 - Vital Signs At a Glance Contract Report for 199311/0001 - September 2018

Name or company name	Watersedge Blue Ltd
Contract type name	GDS Contract
Purpose of contract	General
Contract start date	01/09/2010
Contract end date	

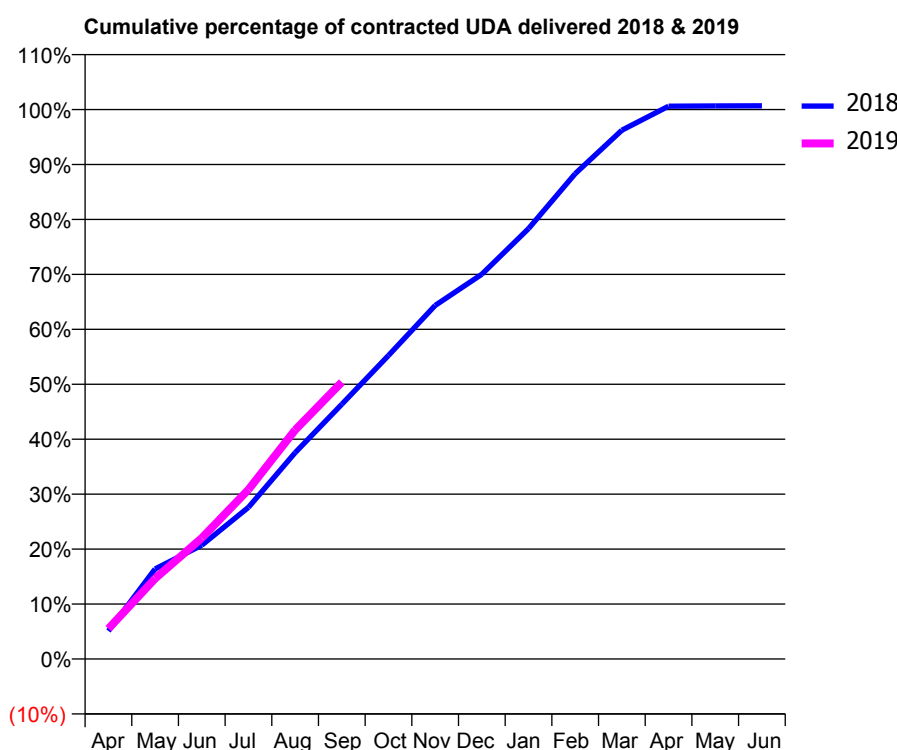
18/19 Contracted general activity (UDA)	14,000
Carry forward general activity (UDA)	-94
18/19 Contracted orthodontic activity (UOA)	0
Carry forward orthodontic activity (UOA)	0
Baseline contract value	£368,739.21

## ACCESS\*

Patients seen in 24 months	Total	Change since previous quarter
Quarter ending September 2017	5,579	
Quarter ending December 2017	5,799	↑
Quarter ending March 2018	5,759	→
Quarter ending June 2018	5,785	→
Quarter ending September 2018	5,721	↓
<b>Variance since September 2017</b>	<b>2.5%</b>	<b>↑</b>



## ACTIVITY



Adjusted Scheduled Activity (UDA)		
Month	2018	2019
April	716	773
May	2,294	2,049
June	2,901	3,083
July	3,866	4,317
August	5,257	5,834
September	6,491	7,055
October	7,735	
November	9,009	
December	9,802	
January	10,965	
February	12,364	
March	13,473	
April	14,082	
May	14,091	
June	14,094	

## QUALITY

	Quantity	Base Number	Contract	AT	Region	England
% of FP17s for the same patient ID Re-attending within 3 months - Children	146	1,303	11.2%	9.5%	11.1%	11.6%
% of FP17s for the same patient ID Re-attending within 3 months - Adults	335	2,603	12.9%	13.7%	15.3%	15.5%
% of FP17s for the same patient ID Re-attending between 3 & 9 months - Children	660	1,303	50.7%	61.7%	61.1%	58.8%
% of FP17s for the same patient ID Re-attending between 3 & 9 months - Adults	1,255	2,603	48.2%	53.1%	52.3%	51.1%
% of FP17s for Band 1 Urgent Courses	141	3,226	4.4%	8.6%	9.5%	9.0%
% of FP17s Relating to Free Repair or Replacements	37	3,226	1.1%	0.8%	0.7%	0.8%
% of FP17s Relating to Continuations	42	3,226	1.3%	1.0%	0.8%	0.9%
% of Patients satisfied with the dentistry they have received	5	5	N/A	93.0%	93.6%	93.3%
% of Patients satisfied with the time they had to wait for an appointment	5	5	N/A	90.5%	88.8%	88.9%

\* This is based on patients treated on this contract for their most recent course of treatment. Figures in italics indicate the base number of FP17s or Patient Questionnaire responses are less than 100. N/A is shown where the base number of responses is less than 10 during the period. % is calculated as Quantity/Base number\*100

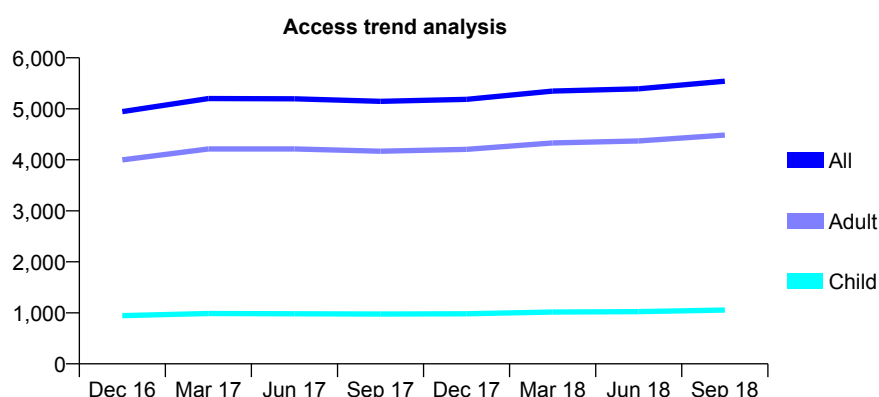
# Q65 - Vital Signs At a Glance Contract Report for 199311/0002 - September 2018

Name or company name	Watersedge Blue Ltd
Contract type name	GDS Contract
Purpose of contract	General
Contract start date	01/04/2013
Contract end date	

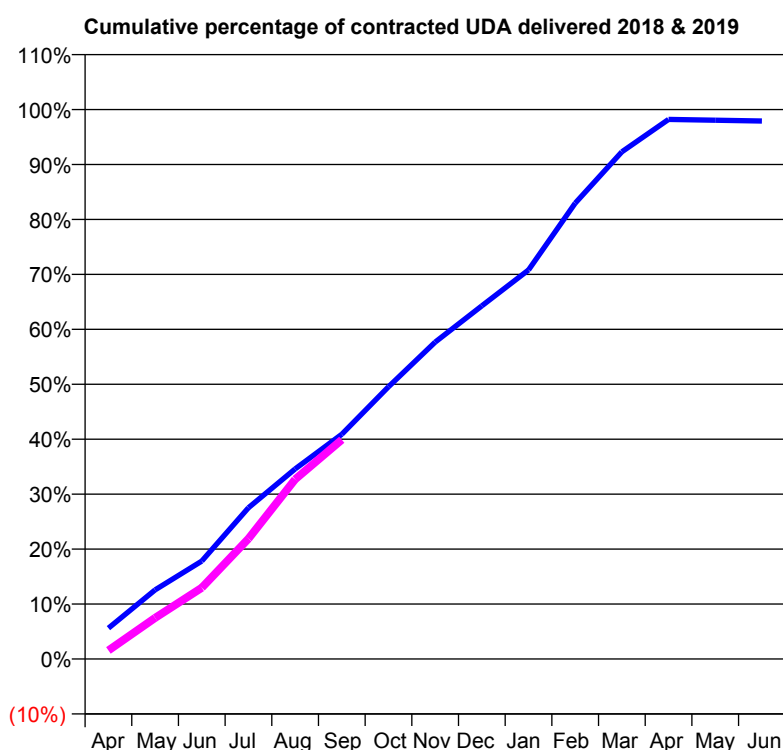
18/19 Contracted general activity (UDA)	18,000
Carry forward general activity (UDA)	375
18/19 Contracted orthodontic activity (UOA)	0
Carry forward orthodontic activity (UOA)	0
Baseline contract value	£539,472.80

## ACCESS\*

Patients seen in 24 months	Total	Change since previous quarter
Quarter ending September 2017	5,146	
Quarter ending December 2017	5,185	→
Quarter ending March 2018	5,347	↑
Quarter ending June 2018	5,393	→
Quarter ending September 2018	5,541	↑
<b>Variance since September 2017</b>	<b>7.7%</b>	<b>↑</b>



## ACTIVITY



Adjusted Scheduled Activity (UDA)		
Month	2018	2019
April	1,012	282
May	2,263	1,346
June	3,207	2,337
July	4,955	3,943
August	6,227	5,884
September	7,363	7,185
October	8,919	
November	10,379	
December	11,569	
January	12,745	
February	14,930	
March	16,614	
April	17,676	
May	17,648	
June	17,625	

## QUALITY

	Quantity	Base Number	Contract	AT	Region	England
% of FP17s for the same patient ID Re-attending within 3 months - Children	41	623	6.6%	9.5%	11.1%	11.6%
% of FP17s for the same patient ID Re-attending within 3 months - Adults	519	3,228	16.1%	13.7%	15.3%	15.5%
% of FP17s for the same patient ID Re-attending between 3 & 9 months - Children	292	623	46.9%	61.7%	61.1%	58.8%
% of FP17s for the same patient ID Re-attending between 3 & 9 months - Adults	1,676	3,228	51.9%	53.1%	52.3%	51.1%
% of FP17s for Band 1 Urgent Courses	257	3,518	7.3%	8.6%	9.5%	9.0%
% of FP17s Relating to Free Repair or Replacements	57	3,518	1.6%	0.8%	0.7%	0.8%
% of FP17s Relating to Continuations	60	3,518	1.7%	1.0%	0.8%	0.9%
% of Patients satisfied with the dentistry they have received	14	14	100.0%	93.0%	93.6%	93.3%
% of Patients satisfied with the time they had to wait for an appointment	13	14	92.9%	90.5%	88.8%	88.9%

\* This is based on patients treated on this contract for their most recent course of treatment. Figures in italics indicate the base number of FP17s or Patient Questionnaire responses are less than 100. N/A is shown where the base number of responses is less than 10 during the period. % is calculated as Quantity/Base number\*100

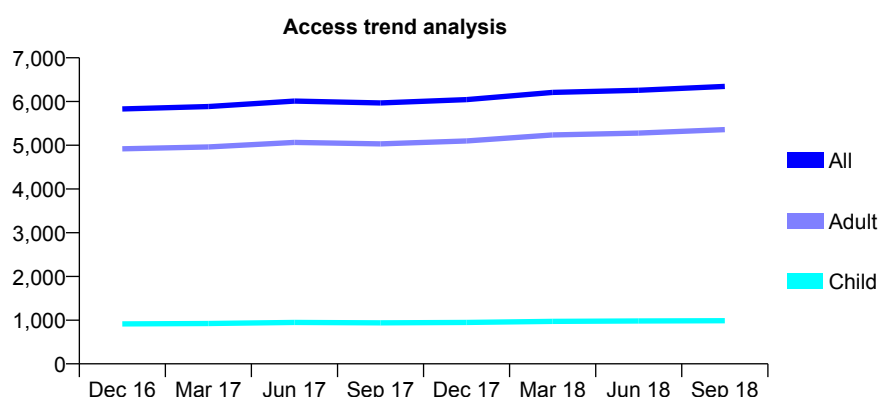
# Q65 - Vital Signs At a Glance Contract Report for 199311/0003 - September 2018

Name or company name	Watersedge Blue Ltd
Contract type name	GDS Contract
Purpose of contract	General
Contract start date	01/04/2013
Contract end date	

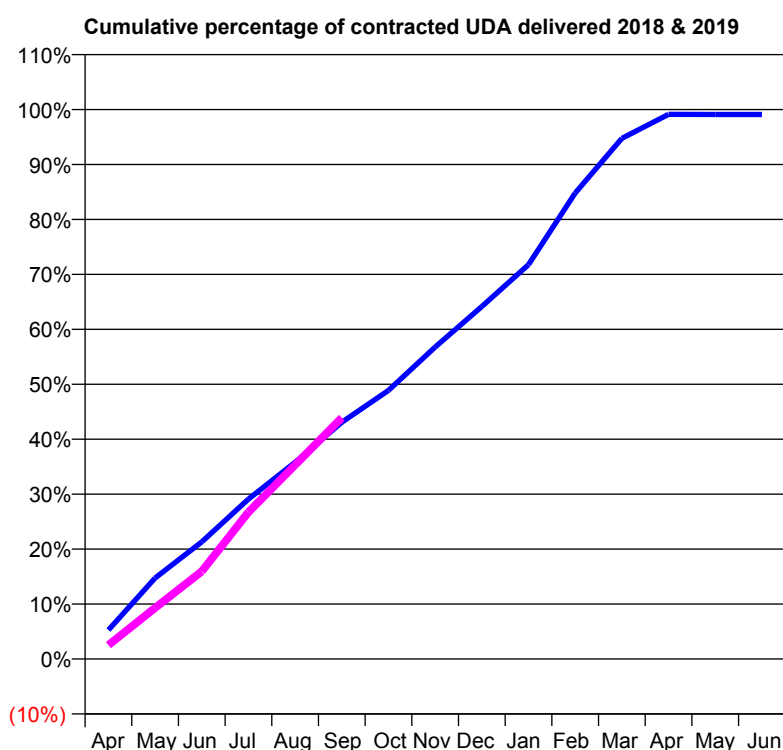
18/19 Contracted general activity (UDA)	19,322
Carry forward general activity (UDA)	173
18/19 Contracted orthodontic activity (UOA)	0
Carry forward orthodontic activity (UOA)	0
Baseline contract value	£579,094.07

## ACCESS\*

Patients seen in 24 months	Total	Change since previous quarter
Quarter ending September 2017	5,968	
Quarter ending December 2017	6,045	→
Quarter ending March 2018	6,208	↑
Quarter ending June 2018	6,258	→
Quarter ending September 2018	6,347	→
<b>Variance since September 2017</b>	<b>6.4%</b>	<b>↑</b>



## ACTIVITY



Adjusted Scheduled Activity (UDA)		
Month	2018	2019
April	1,020	488
May	2,847	1,798
June	4,118	3,083
July	5,622	5,163
August	6,920	6,822
September	8,324	8,483
October	9,446	
November	10,971	
December	12,394	
January	13,867	
February	16,387	
March	18,308	
April	19,152	
May	19,149	
June	19,149	

## QUALITY

	Quantity	Base Number	Contract	AT	Region	England
% of FP17s for the same patient ID Re-attending within 3 months - Children	41	548	7.5%	9.5%	11.1%	11.6%
% of FP17s for the same patient ID Re-attending within 3 months - Adults	577	3,466	16.6%	13.7%	15.3%	15.5%
% of FP17s for the same patient ID Re-attending between 3 & 9 months - Children	205	548	37.4%	61.7%	61.1%	58.8%
% of FP17s for the same patient ID Re-attending between 3 & 9 months - Adults	1,560	3,466	45.0%	53.1%	52.3%	51.1%
% of FP17s for Band 1 Urgent Courses	350	3,303	10.6%	8.6%	9.5%	9.0%
% of FP17s Relating to Free Repair or Replacements	38	3,303	1.2%	0.8%	0.7%	0.8%
% of FP17s Relating to Continuations	56	3,303	1.7%	1.0%	0.8%	0.9%
% of Patients satisfied with the dentistry they have received	15	17	88.2%	93.0%	93.6%	93.3%
% of Patients satisfied with the time they had to wait for an appointment	15	17	88.2%	90.5%	88.8%	88.9%

\* This is based on patients treated on this contract for their most recent course of treatment. Figures in italics indicate the base number of FP17s or Patient Questionnaire responses are less than 100. N/A is shown where the base number of responses is less than 10 during the period. % is calculated as Quantity/Base number\*100

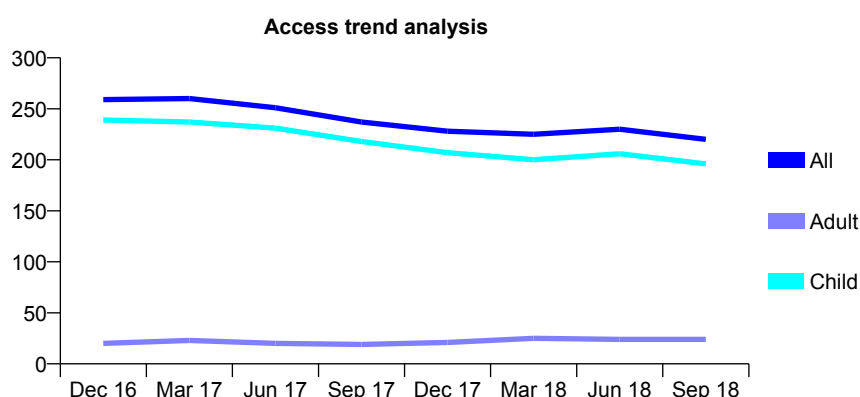
# Q65 - Vital Signs At a Glance Contract Report for 199397/0001 - September 2018

Name or company name	Stoke Bishop Dental Centre
Contract type name	GDS Contract
Purpose of contract	General
Contract start date	01/04/2012
Contract end date	

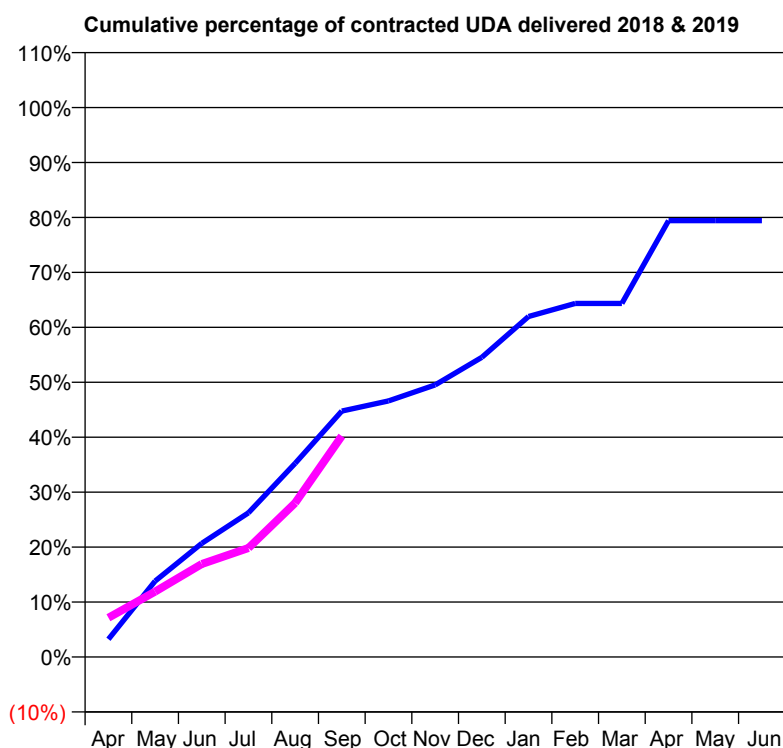
18/19 Contracted general activity (UDA)	378
Carry forward general activity (UDA)	0
18/19 Contracted orthodontic activity (UOA)	0
Carry forward orthodontic activity (UOA)	0
Baseline contract value	£8,542.39

## ACCESS\*

Patients seen in 24 months	Total	Change since previous quarter
Quarter ending September 2017	237	
Quarter ending December 2017	228	↓
Quarter ending March 2018	225	↓
Quarter ending June 2018	230	↑
Quarter ending September 2018	220	↓
<b>Variance since September 2017</b>	<b>(7.2%)</b>	<b>↓</b>



## ACTIVITY



Adjusted Scheduled Activity (UDA)		
Month	2018	2019
April	12	27
May	52	45
June	78	64
July	99	75
August	133	106
September	169	152
October	176	
November	187	
December	206	
January	234	
February	243	
March	243	
April	300	
May	300	
June	300	

## QUALITY

	Quantity	Base Number	Contract	AT	Region	England
% of FP17s for the same patient ID Re-attending within 3 months - Children	4	161	2.5%	9.5%	11.1%	11.6%
% of FP17s for the same patient ID Re-attending within 3 months - Adults	0	0	N/A	13.7%	15.3%	15.5%
% of FP17s for the same patient ID Re-attending between 3 & 9 months - Children	88	161	54.7%	61.7%	61.1%	58.8%
% of FP17s for the same patient ID Re-attending between 3 & 9 months - Adults	0	0	N/A	53.1%	52.3%	51.1%
% of FP17s for Band 1 Urgent Courses	0	115	0.0%	8.6%	9.5%	9.0%
% of FP17s Relating to Free Repair or Replacements	0	115	0.0%	0.8%	0.7%	0.8%
% of FP17s Relating to Continuations	0	115	0.0%	1.0%	0.8%	0.9%
% of Patients satisfied with the dentistry they have received	0	0	N/A	93.0%	93.6%	93.3%
% of Patients satisfied with the time they had to wait for an appointment	0	0	N/A	90.5%	88.8%	88.9%

\* This is based on patients treated on this contract for their most recent course of treatment. Figures in italics indicate the base number of FP17s or Patient Questionnaire responses are less than 100. N/A is shown where the base number of responses is less than 10 during the period. % is calculated as Quantity/Base number\*100

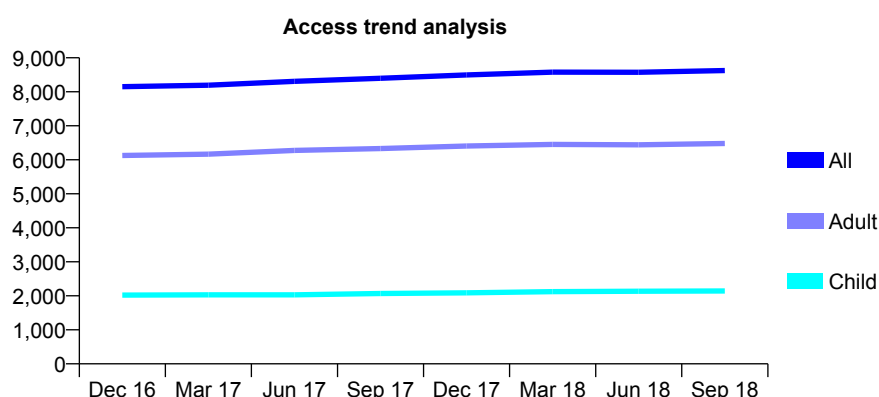
# Q65 - Vital Signs At a Glance Contract Report for 199419/0001 - September 2018

Name or company name	Apple Practice Limited
Contract type name	GDS Contract
Purpose of contract	General
Contract start date	01/04/2011
Contract end date	

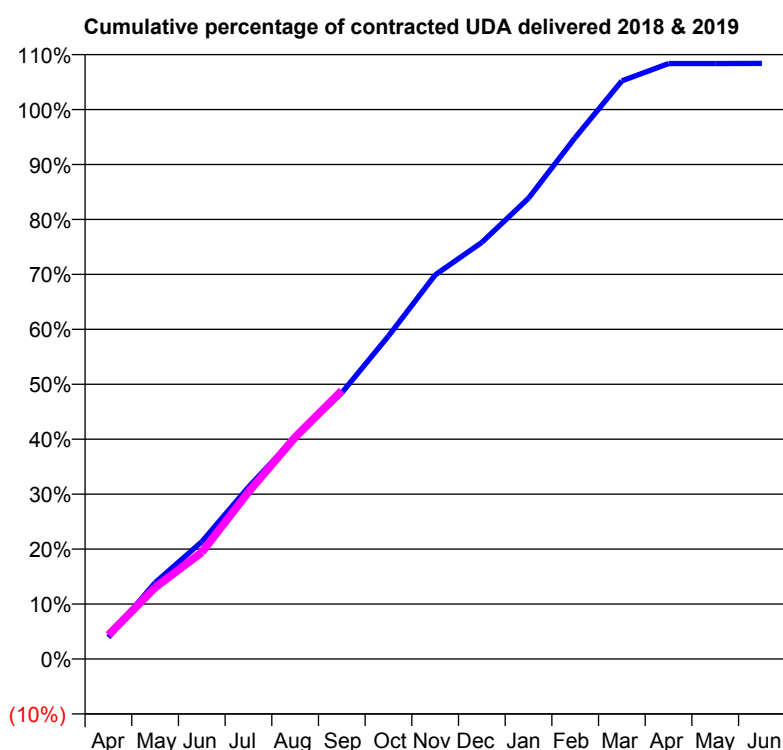
18/19 Contracted general activity (UDA)	21,776
Carry forward general activity (UDA)	0
18/19 Contracted orthodontic activity (UOA)	0
Carry forward orthodontic activity (UOA)	0
Baseline contract value	£575,901.52

## ACCESS\*

Patients seen in 24 months	Total	Change since previous quarter
Quarter ending September 2017	8,399	
Quarter ending December 2017	8,496	→
Quarter ending March 2018	8,577	→
Quarter ending June 2018	8,574	→
Quarter ending September 2018	8,625	→
<b>Variance since September 2017</b>	<b>2.7%</b>	<b>↑</b>



## ACTIVITY



Adjusted Scheduled Activity (UDA)		
Month	2018	2019
April	858	946
May	3,025	2,836
June	4,647	4,232
July	6,815	6,617
August	8,783	8,790
September	10,549	10,637
October	12,800	
November	15,221	
December	16,512	
January	18,260	
February	20,663	
March	22,912	
April	23,595	
May	23,597	
June	23,603	

## QUALITY

	Quantity	Base Number	Contract	AT	Region	England
% of FP17s for the same patient ID Re-attending within 3 months - Children	135	1,654	8.2%	9.5%	11.1%	11.6%
% of FP17s for the same patient ID Re-attending within 3 months - Adults	564	4,426	12.7%	13.7%	15.3%	15.5%
% of FP17s for the same patient ID Re-attending between 3 & 9 months - Children	969	1,654	58.6%	61.7%	61.1%	58.8%
% of FP17s for the same patient ID Re-attending between 3 & 9 months - Adults	2,392	4,426	54.0%	53.1%	52.3%	51.1%
% of FP17s for Band 1 Urgent Courses	397	5,658	7.0%	8.6%	9.5%	9.0%
% of FP17s Relating to Free Repair or Replacements	92	5,658	1.6%	0.8%	0.7%	0.8%
% of FP17s Relating to Continuations	33	5,658	0.6%	1.0%	0.8%	0.9%
% of Patients satisfied with the dentistry they have received	1	1	N/A	93.0%	93.6%	93.3%
% of Patients satisfied with the time they had to wait for an appointment	1	1	N/A	90.5%	88.8%	88.9%

\* This is based on patients treated on this contract for their most recent course of treatment. Figures in italics indicate the base number of FP17s or Patient Questionnaire responses are less than 100. N/A is shown where the base number of responses is less than 10 during the period. % is calculated as Quantity/Base number\*100



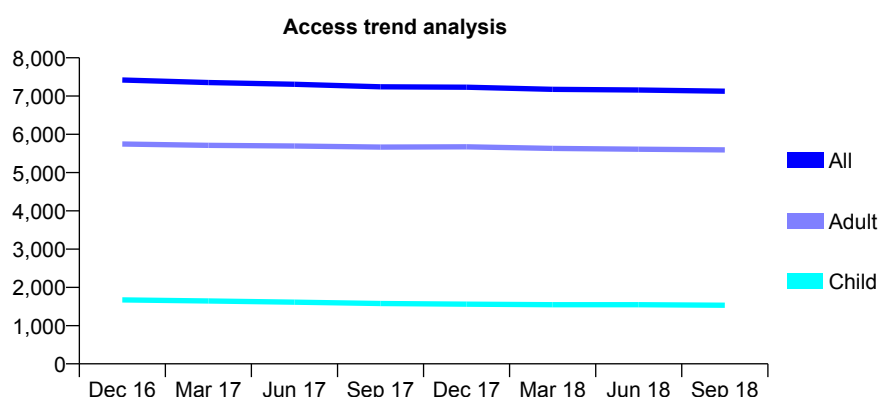
# Q65 - Vital Signs At a Glance Contract Report for 199419/0002 - September 2018

Name or company name	Apple Practice Limited
Contract type name	GDS Contract
Purpose of contract	General
Contract start date	01/04/2011
Contract end date	

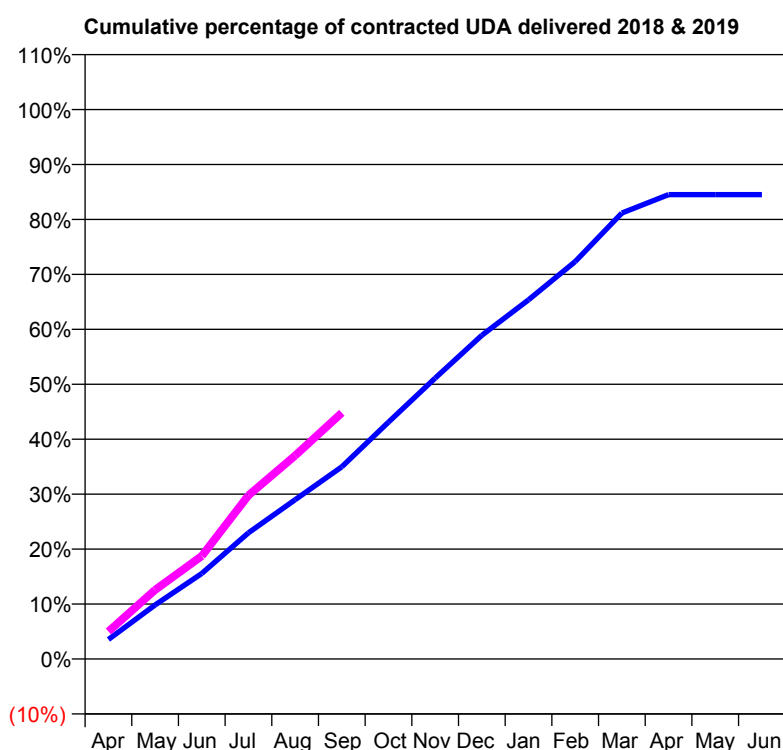
18/19 Contracted general activity (UDA)	20,410
Carry forward general activity (UDA)	0
18/19 Contracted orthodontic activity (UOA)	0
Carry forward orthodontic activity (UOA)	0
Baseline contract value	£572,065.11

## ACCESS\*

Patients seen in 24 months	Total	Change since previous quarter
Quarter ending September 2017	7,242	
Quarter ending December 2017	7,233	→
Quarter ending March 2018	7,175	→
Quarter ending June 2018	7,158	→
Quarter ending September 2018	7,126	→
<b>Variance since September 2017</b>	<b>(1.6%)</b>	<b>↓</b>



## ACTIVITY



Adjusted Scheduled Activity (UDA)		
Month	2018	2019
April	725	1,023
May	2,009	2,569
June	3,175	3,825
July	4,687	6,081
August	5,915	7,555
September	7,141	9,146
October	8,797	
November	10,435	
December	12,023	
January	13,343	
February	14,760	
March	16,563	
April	17,248	
May	17,248	
June	17,249	

## QUALITY

	Quantity	Base Number	Contract	AT	Region	England
% of FP17s for the same patient ID Re-attending within 3 months - Children	74	1,327	5.6%	9.5%	11.1%	11.6%
% of FP17s for the same patient ID Re-attending within 3 months - Adults	577	4,298	13.4%	13.7%	15.3%	15.5%
% of FP17s for the same patient ID Re-attending between 3 & 9 months - Children	810	1,327	61.0%	61.7%	61.1%	58.8%
% of FP17s for the same patient ID Re-attending between 3 & 9 months - Adults	2,297	4,298	53.4%	53.1%	52.3%	51.1%
% of FP17s for Band 1 Urgent Courses	474	5,257	9.0%	8.6%	9.5%	9.0%
% of FP17s Relating to Free Repair or Replacements	90	5,257	1.7%	0.8%	0.7%	0.8%
% of FP17s Relating to Continuations	34	5,257	0.6%	1.0%	0.8%	0.9%
% of Patients satisfied with the dentistry they have received	5	5	N/A	93.0%	93.6%	93.3%
% of Patients satisfied with the time they had to wait for an appointment	3	5	N/A	90.5%	88.8%	88.9%

\* This is based on patients treated on this contract for their most recent course of treatment. Figures in italics indicate the base number of FP17s or Patient Questionnaire responses are less than 100. N/A is shown where the base number of responses is less than 10 during the period. % is calculated as Quantity/Base number\*100

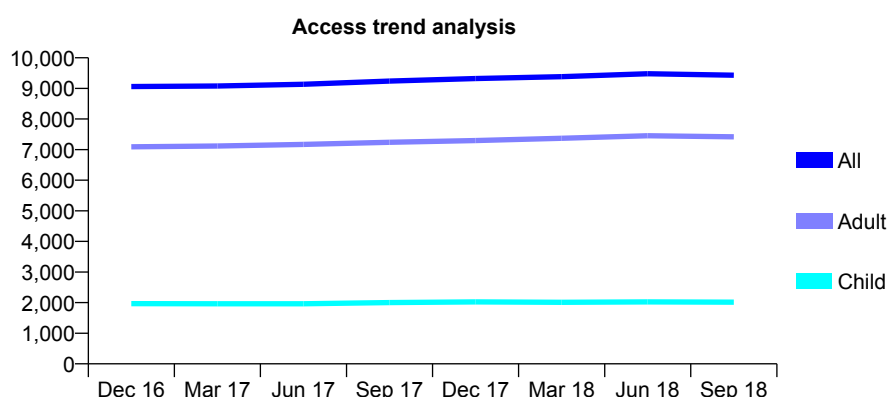
# Q65 - Vital Signs At a Glance Contract Report for 199419/0003 - September 2018

Name or company name	Apple Practice Limited
Contract type name	GDS Contract
Purpose of contract	General
Contract start date	01/04/2011
Contract end date	

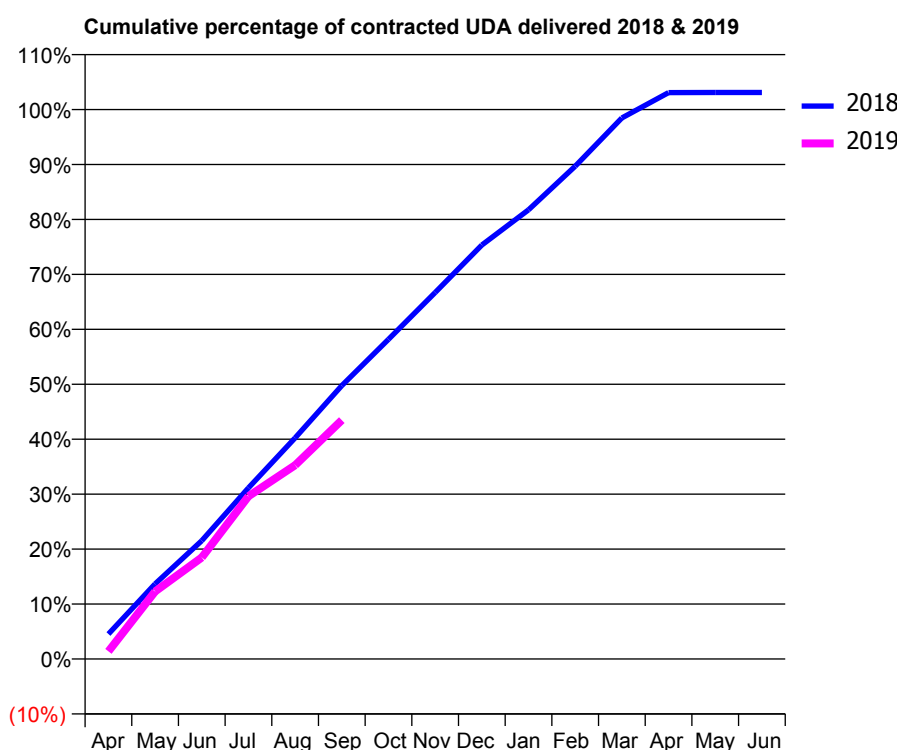
18/19 Contracted general activity (UDA)	20,814
Carry forward general activity (UDA)	691
18/19 Contracted orthodontic activity (UOA)	0
Carry forward orthodontic activity (UOA)	0
Baseline contract value	£606,052.75

## ACCESS\*

Patients seen in 24 months	Total	Change since previous quarter
Quarter ending September 2017	9,241	
Quarter ending December 2017	9,323	→
Quarter ending March 2018	9,385	→
Quarter ending June 2018	9,478	→
Quarter ending September 2018	9,433	→
<b>Variance since September 2017</b>	<b>2.1%</b>	<b>↑</b>



## ACTIVITY



Adjusted Scheduled Activity (UDA)		
Month	2018	2019
April	949	290
May	2,846	2,557
June	4,483	3,844
July	6,484	6,165
August	8,375	7,341
September	10,356	9,049
October	12,110	
November	13,881	
December	15,681	
January	17,016	
February	18,668	
March	20,493	
April	21,456	
May	21,456	
June	21,457	

## QUALITY

	Quantity	Base Number	Contract	AT	Region	England
% of FP17s for the same patient ID Re-attending within 3 months - Children	107	1,572	6.8%	9.5%	11.1%	11.6%
% of FP17s for the same patient ID Re-attending within 3 months - Adults	681	5,107	13.3%	13.7%	15.3%	15.5%
% of FP17s for the same patient ID Re-attending between 3 & 9 months - Children	942	1,572	59.9%	61.7%	61.1%	58.8%
% of FP17s for the same patient ID Re-attending between 3 & 9 months - Adults	2,452	5,107	48.0%	53.1%	52.3%	51.1%
% of FP17s for Band 1 Urgent Courses	558	5,705	9.8%	8.6%	9.5%	9.0%
% of FP17s Relating to Free Repair or Replacements	52	5,705	0.9%	0.8%	0.7%	0.8%
% of FP17s Relating to Continuations	46	5,705	0.8%	1.0%	0.8%	0.9%
% of Patients satisfied with the dentistry they have received	7	7	N/A	93.0%	93.6%	93.3%
% of Patients satisfied with the time they had to wait for an appointment	6	7	N/A	90.5%	88.8%	88.9%

\* This is based on patients treated on this contract for their most recent course of treatment. Figures in italics indicate the base number of FP17s or Patient Questionnaire responses are less than 100. N/A is shown where the base number of responses is less than 10 during the period. % is calculated as Quantity/Base number\*100

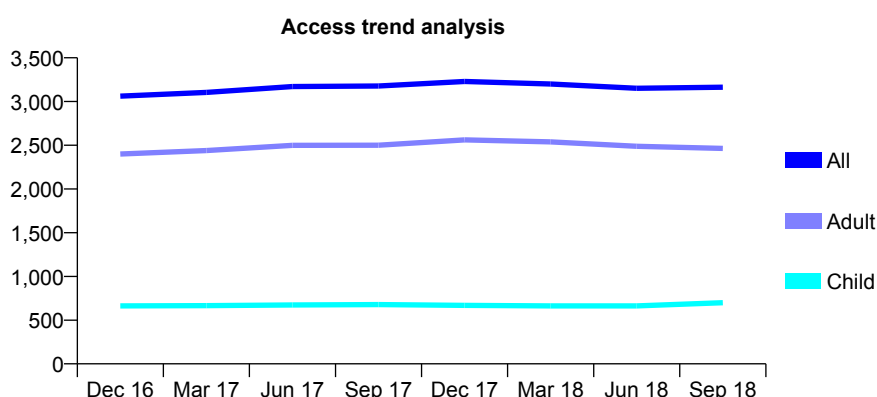
# Q65 - Vital Signs At a Glance Contract Report for 199427/0001 - September 2018

Name or company name	Parade Dental Practice Limited
Contract type name	GDS Contract
Purpose of contract	General
Contract start date	01/04/2009
Contract end date	

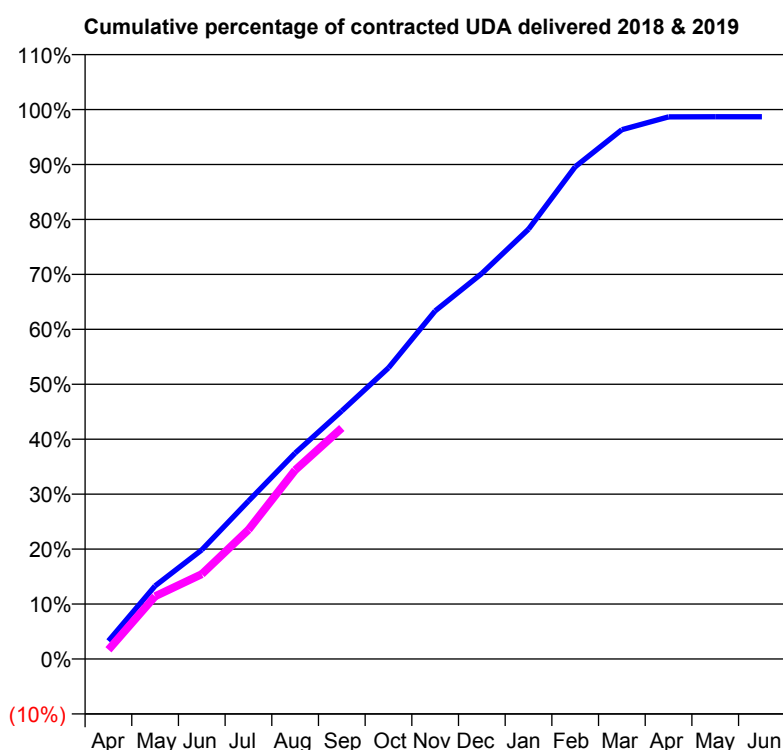
18/19 Contracted general activity (UDA)	7,546
Carry forward general activity (UDA)	100
18/19 Contracted orthodontic activity (UOA)	0
Carry forward orthodontic activity (UOA)	0
Baseline contract value	£203,682.44

## ACCESS\*

Patients seen in 24 months	Total	Change since previous quarter
Quarter ending September 2017	3,178	
Quarter ending December 2017	3,229	→
Quarter ending March 2018	3,201	→
Quarter ending June 2018	3,151	↓
Quarter ending September 2018	3,163	→
<b>Variance since September 2017</b>	<b>(0.5%)</b>	<b>→</b>



## ACTIVITY



Adjusted Scheduled Activity (UDA)		
Month	2018	2019
April	248	127
May	1,004	861
June	1,499	1,166
July	2,169	1,775
August	2,828	2,593
September	3,407	3,173
October	3,998	
November	4,780	
December	5,295	
January	5,902	
February	6,759	
March	7,268	
April	7,445	
May	7,446	
June	7,446	

## QUALITY

	Quantity	Base Number	Contract	AT	Region	England
% of FP17s for the same patient ID Re-attending within 3 months - Children	19	421	4.5%	9.5%	11.1%	11.6%
% of FP17s for the same patient ID Re-attending within 3 months - Adults	271	1,361	19.9%	13.7%	15.3%	15.5%
% of FP17s for the same patient ID Re-attending between 3 & 9 months - Children	132	421	31.4%	61.7%	61.1%	58.8%
% of FP17s for the same patient ID Re-attending between 3 & 9 months - Adults	329	1,361	24.2%	53.1%	52.3%	51.1%
% of FP17s for Band 1 Urgent Courses	254	1,673	15.2%	8.6%	9.5%	9.0%
% of FP17s Relating to Free Repair or Replacements	3	1,673	0.2%	0.8%	0.7%	0.8%
% of FP17s Relating to Continuations	26	1,673	1.6%	1.0%	0.8%	0.9%
% of Patients satisfied with the dentistry they have received	2	2	N/A	93.0%	93.6%	93.3%
% of Patients satisfied with the time they had to wait for an appointment	2	2	N/A	90.5%	88.8%	88.9%

\* This is based on patients treated on this contract for their most recent course of treatment. Figures in italics indicate the base number of FP17s or Patient Questionnaire responses are less than 100. N/A is shown where the base number of responses is less than 10 during the period. % is calculated as Quantity/Base number\*100

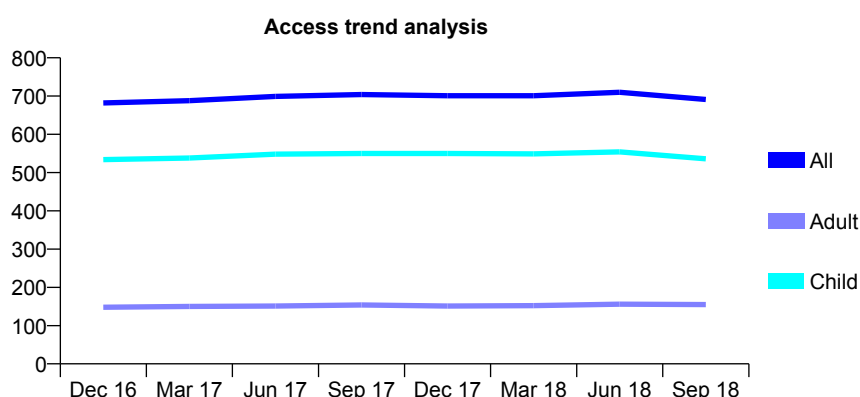
# Q65 - Vital Signs At a Glance Contract Report for 210382/0001 - September 2018

Name or company name	W Gamlin and K Haas
Contract type name	GDS Contract
Purpose of contract	General
Contract start date	01/04/2006
Contract end date	

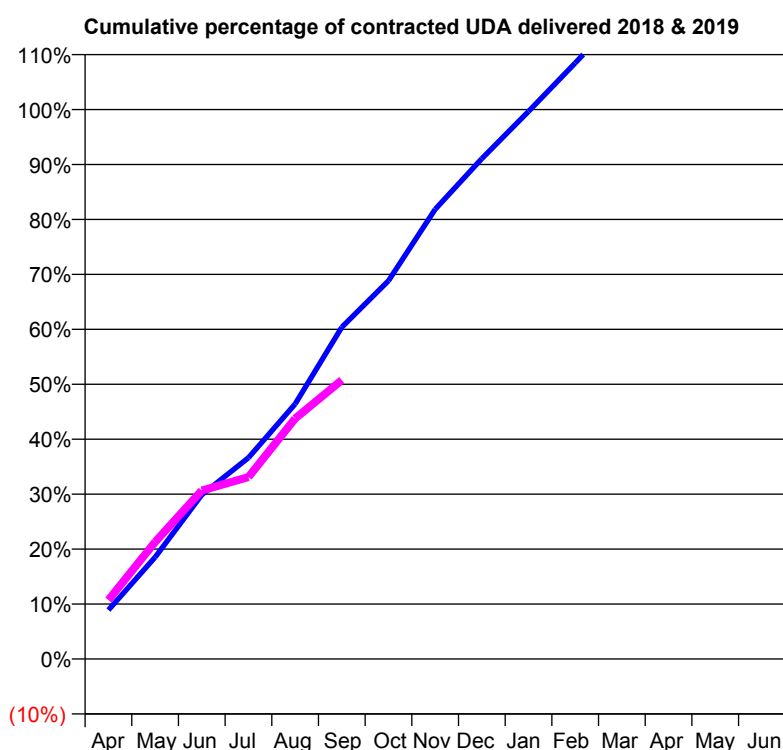
18/19 Contracted general activity (UDA)	1,100
Carry forward general activity (UDA)	-22
18/19 Contracted orthodontic activity (UOA)	0
Carry forward orthodontic activity (UOA)	0
Baseline contract value	£24,525.04

## ACCESS\*

Patients seen in 24 months	Total	Change since previous quarter
Quarter ending September 2017	704	
Quarter ending December 2017	701	→
Quarter ending March 2018	701	→
Quarter ending June 2018	710	→
Quarter ending September 2018	691	↓
<b>Variance since September 2017</b>	<b>(1.8%)</b>	<b>↓</b>



## ACTIVITY



Adjusted Scheduled Activity (UDA)		
Month	2018	2019
April	98	118
May	204	234
June	329	337
July	403	364
August	511	481
September	664	558
October	757	
November	900	
December	1,002	
January	1,096	
February	1,193	
March	1,291	
April	1,328	
May	1,328	
June	1,328	

## QUALITY

	Quantity	Base Number	Contract	AT	Region	England
% of FP17s for the same patient ID Re-attending within 3 months - Children	20	382	5.2%	9.5%	11.1%	11.6%
% of FP17s for the same patient ID Re-attending within 3 months - Adults	3	60	5.0%	13.7%	15.3%	15.5%
% of FP17s for the same patient ID Re-attending between 3 & 9 months - Children	266	382	69.6%	61.7%	61.1%	58.8%
% of FP17s for the same patient ID Re-attending between 3 & 9 months - Adults	35	60	58.3%	53.1%	52.3%	51.1%
% of FP17s for Band 1 Urgent Courses	2	410	0.5%	8.6%	9.5%	9.0%
% of FP17s Relating to Free Repair or Replacements	0	410	0.0%	0.8%	0.7%	0.8%
% of FP17s Relating to Continuations	9	410	2.2%	1.0%	0.8%	0.9%
% of Patients satisfied with the dentistry they have received	1	1	N/A	93.0%	93.6%	93.3%
% of Patients satisfied with the time they had to wait for an appointment	1	1	N/A	90.5%	88.8%	88.9%

\* This is based on patients treated on this contract for their most recent course of treatment. Figures in italics indicate the base number of FP17s or Patient Questionnaire responses are less than 100. N/A is shown where the base number of responses is less than 10 during the period. % is calculated as Quantity/Base number\*100

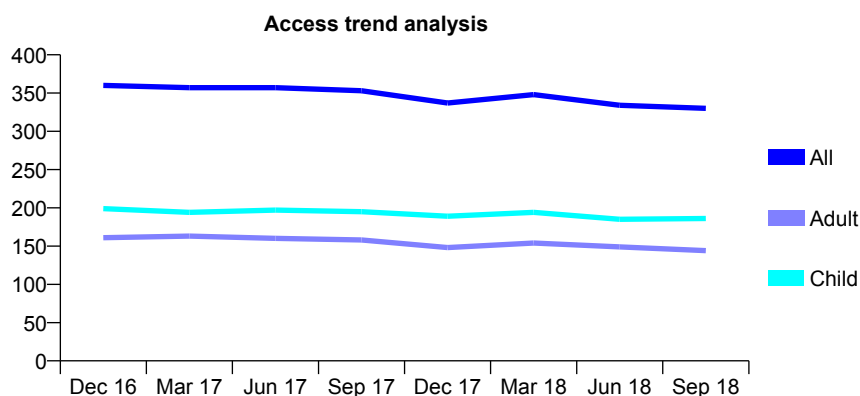
## Q65 - Vital Signs At a Glance Contract Report for 220647/0001 - September 2018

Name or company name	MR JP HILL
Contract type name	GDS Contract
Purpose of contract	General
Contract start date	01/04/2006
Contract end date	

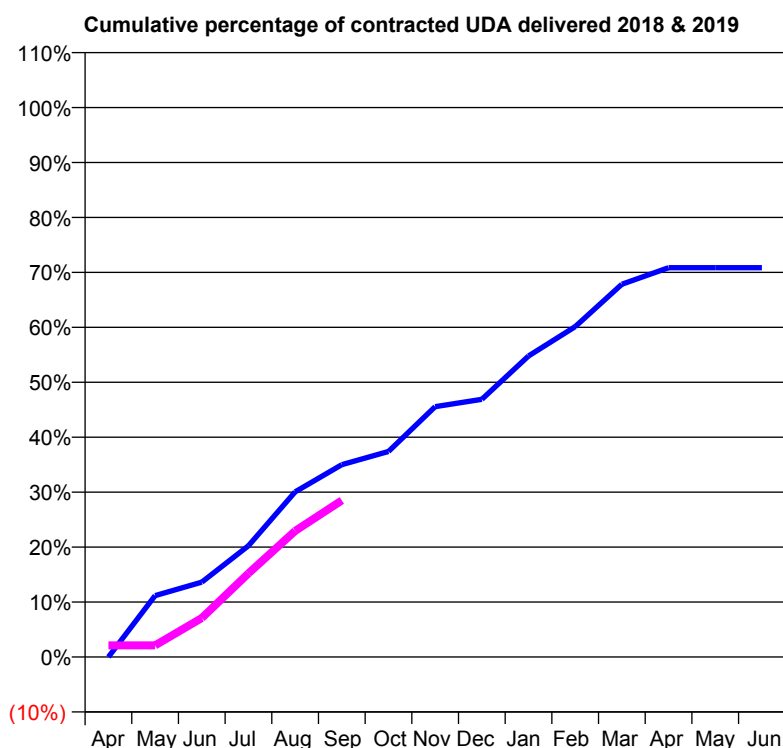
18/19 Contracted general activity (UDA)	1,000
Carry forward general activity (UDA)	0
18/19 Contracted orthodontic activity (UOA)	0
Carry forward orthodontic activity (UOA)	0
Baseline contract value	£22,932.89

### ACCESS\*

Patients seen in 24 months	Total	Change since previous quarter
Quarter ending September 2017	353	
Quarter ending December 2017	337	↓
Quarter ending March 2018	348	↑
Quarter ending June 2018	334	↓
Quarter ending September 2018	330	↓
<b>Variance since September 2017</b>	<b>(6.5%)</b>	<b>↓</b>



### ACTIVITY



Adjusted Scheduled Activity (UDA)		
Month	2018	2019
April	0	21
May	112	21
June	136	71
July	203	152
August	301	229
September	350	285
October	374	
November	456	
December	469	
January	548	
February	601	
March	678	
April	708	
May	708	
June	708	

### QUALITY

	Quantity	Base Number	Contract	AT	Region	England
% of FP17s for the same patient ID Re-attending within 3 months - Children	1	143	0.7%	9.5%	11.1%	11.6%
% of FP17s for the same patient ID Re-attending within 3 months - Adults	18	100	18.0%	13.7%	15.3%	15.5%
% of FP17s for the same patient ID Re-attending between 3 & 9 months - Children	102	143	71.3%	61.7%	61.1%	58.8%
% of FP17s for the same patient ID Re-attending between 3 & 9 months - Adults	57	100	57.0%	53.1%	52.3%	51.1%
% of FP17s for Band 1 Urgent Courses	10	218	4.6%	8.6%	9.5%	9.0%
% of FP17s Relating to Free Repair or Replacements	0	218	0.0%	0.8%	0.7%	0.8%
% of FP17s Relating to Continuations	0	218	0.0%	1.0%	0.8%	0.9%
% of Patients satisfied with the dentistry they have received	0	0	N/A	93.0%	93.6%	93.3%
% of Patients satisfied with the time they had to wait for an appointment	0	0	N/A	90.5%	88.8%	88.9%

\* This is based on patients treated on this contract for their most recent course of treatment. Figures in italics indicate the base number of FP17s or Patient Questionnaire responses are less than 100. N/A is shown where the base number of responses is less than 10 during the period. % is calculated as Quantity/Base number\*100

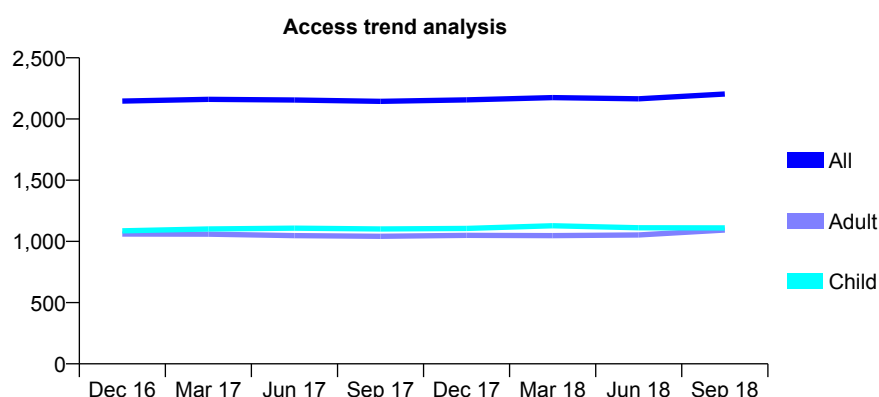
# Q65 - Vital Signs At a Glance Contract Report for 222399/0001 - September 2018

Name or company name	MR S KUMORDZIE
Contract type name	GDS Contract
Purpose of contract	General and Orthodontic
Contract start date	01/04/2006
Contract end date	

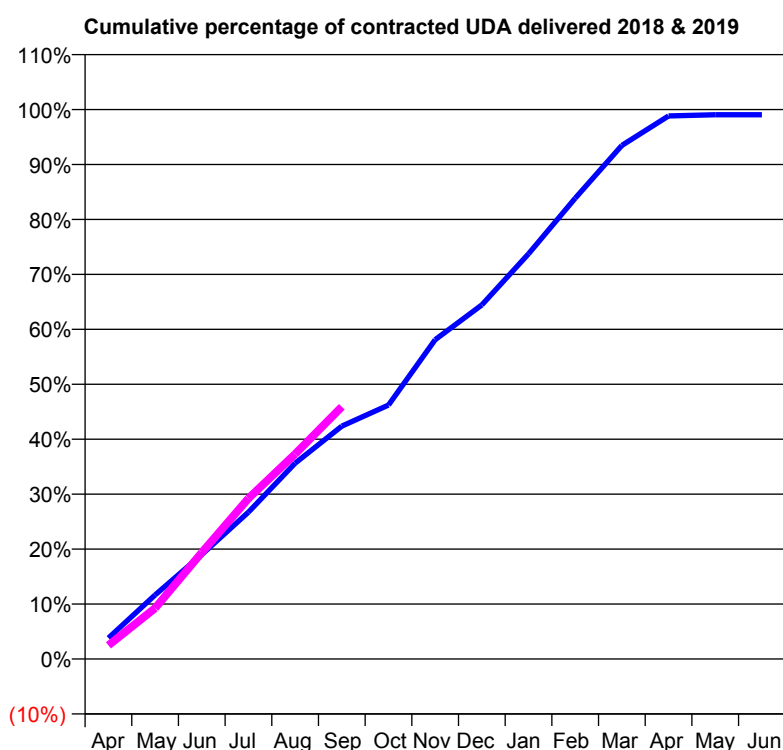
18/19 Contracted general activity (UDA)	5,751
Carry forward general activity (UDA)	55
18/19 Contracted orthodontic activity (UOA)	753
Carry forward orthodontic activity (UOA)	17
Baseline contract value	£186,613.79

## ACCESS\*

Patients seen in 24 months	Total	Change since previous quarter
Quarter ending September 2017	2,144	
Quarter ending December 2017	2,156	→
Quarter ending March 2018	2,175	→
Quarter ending June 2018	2,165	→
Quarter ending September 2018	2,204	→
<b>Variance since September 2017</b>	<b>2.8%</b>	<b>↑</b>



## ACTIVITY



Adjusted Scheduled Activity (UDA)		
Month	2018	2019
April	220	143
May	671	532
June	1,093	1,115
July	1,537	1,681
August	2,049	2,145
September	2,437	2,640
October	2,659	
November	3,342	
December	3,706	
January	4,241	
February	4,822	
March	5,376	
April	5,684	
May	5,696	
June	5,696	

## QUALITY

	Quantity	Base Number	Contract	AT	Region	England
% of FP17s for the same patient ID Re-attending within 3 months - Children	149	1,073	13.9%	9.5%	11.1%	11.6%
% of FP17s for the same patient ID Re-attending within 3 months - Adults	58	691	8.4%	13.7%	15.3%	15.5%
% of FP17s for the same patient ID Re-attending between 3 & 9 months - Children	713	1,073	66.4%	61.7%	61.1%	58.8%
% of FP17s for the same patient ID Re-attending between 3 & 9 months - Adults	421	691	60.9%	53.1%	52.3%	51.1%
% of FP17s for Band 1 Urgent Courses	99	1,548	6.4%	8.6%	9.5%	9.0%
% of FP17s Relating to Free Repair or Replacements	7	1,548	0.5%	0.8%	0.7%	0.8%
% of FP17s Relating to Continuations	8	1,548	0.5%	1.0%	0.8%	0.9%
% of Patients satisfied with the dentistry they have received	2	2	N/A	93.0%	93.6%	93.3%
% of Patients satisfied with the time they had to wait for an appointment	2	2	N/A	90.5%	88.8%	88.9%

\* This is based on patients treated on this contract for their most recent course of treatment. Figures in italics indicate the base number of FP17s or Patient Questionnaire responses are less than 100. N/A is shown where the base number of responses is less than 10 during the period. % is calculated as Quantity/Base number\*100

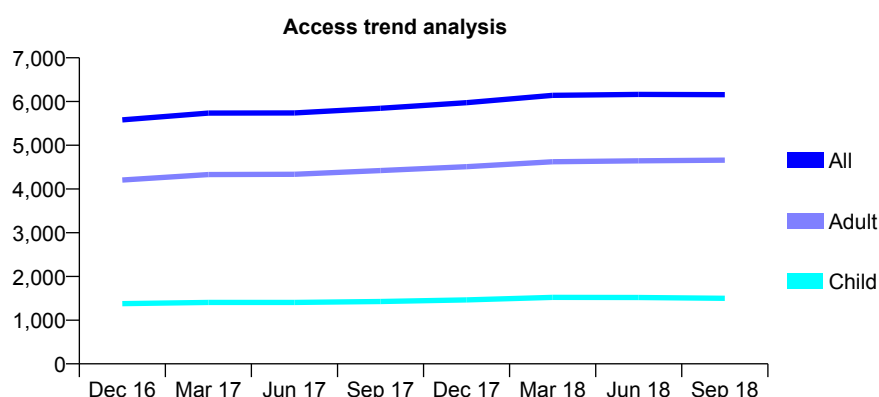
# Q65 - Vital Signs At a Glance Contract Report for 251798/0001 - September 2018

Name or company name	MISS KD DAVIES
Contract type name	GDS Contract
Purpose of contract	General
Contract start date	24/01/2014
Contract end date	

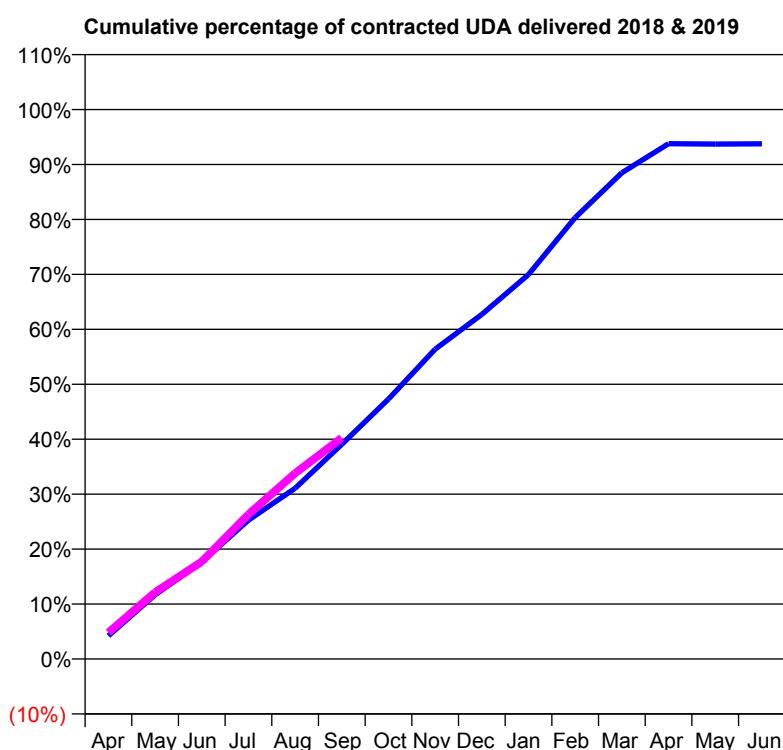
18/19 Contracted general activity (UDA)	14,138
Carry forward general activity (UDA)	0
18/19 Contracted orthodontic activity (UOA)	0
Carry forward orthodontic activity (UOA)	0
Baseline contract value	£371,263.95

## ACCESS\*

Patients seen in 24 months	Total	Change since previous quarter
Quarter ending September 2017	5,846	
Quarter ending December 2017	5,973	↑
Quarter ending March 2018	6,140	↑
Quarter ending June 2018	6,162	→
Quarter ending September 2018	6,158	→
<b>Variance since September 2017</b>	<b>5.3%</b>	<b>↑</b>



## ACTIVITY



Adjusted Scheduled Activity (UDA)		
Month	2018	2019
April	641	682
May	1,768	1,718
June	2,677	2,505
July	3,827	3,720
August	4,705	4,781
September	5,917	5,692
October	7,161	
November	8,535	
December	9,492	
January	10,591	
February	12,160	
March	13,394	
April	14,197	
May	14,185	
June	14,191	

## QUALITY

	Quantity	Base Number	Contract	AT	Region	England
% of FP17s for the same patient ID Re-attending within 3 months - Children	104	1,317	7.9%	9.5%	11.1%	11.6%
% of FP17s for the same patient ID Re-attending within 3 months - Adults	431	3,477	12.4%	13.7%	15.3%	15.5%
% of FP17s for the same patient ID Re-attending between 3 & 9 months - Children	965	1,317	73.3%	61.7%	61.1%	58.8%
% of FP17s for the same patient ID Re-attending between 3 & 9 months - Adults	2,019	3,477	58.1%	53.1%	52.3%	51.1%
% of FP17s for Band 1 Urgent Courses	214	3,305	6.5%	8.6%	9.5%	9.0%
% of FP17s Relating to Free Repair or Replacements	51	3,305	1.5%	0.8%	0.7%	0.8%
% of FP17s Relating to Continuations	12	3,305	0.4%	1.0%	0.8%	0.9%
% of Patients satisfied with the dentistry they have received	2	2	N/A	93.0%	93.6%	93.3%
% of Patients satisfied with the time they had to wait for an appointment	2	2	N/A	90.5%	88.8%	88.9%

\* This is based on patients treated on this contract for their most recent course of treatment. Figures in italics indicate the base number of FP17s or Patient Questionnaire responses are less than 100. N/A is shown where the base number of responses is less than 10 during the period. % is calculated as Quantity/Base number\*100



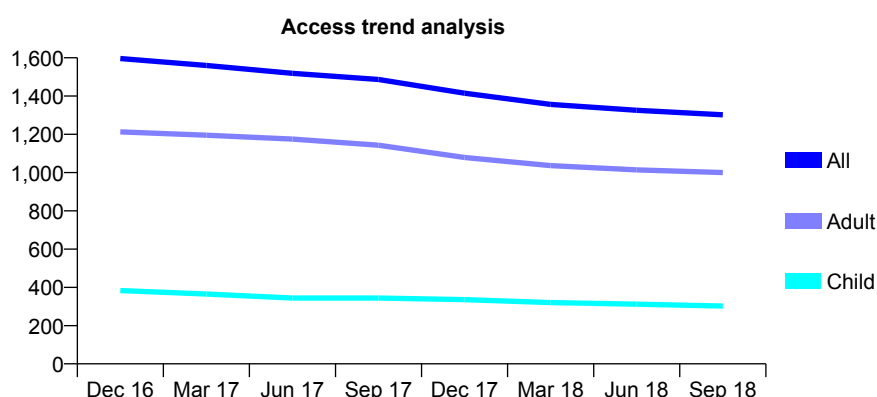
# Q65 - Vital Signs At a Glance Contract Report for 322148/0001 - September 2018

Name or company name	MR CP OWEN-ROBERTS
Contract type name	GDS Contract
Purpose of contract	General
Contract start date	01/04/2006
Contract end date	

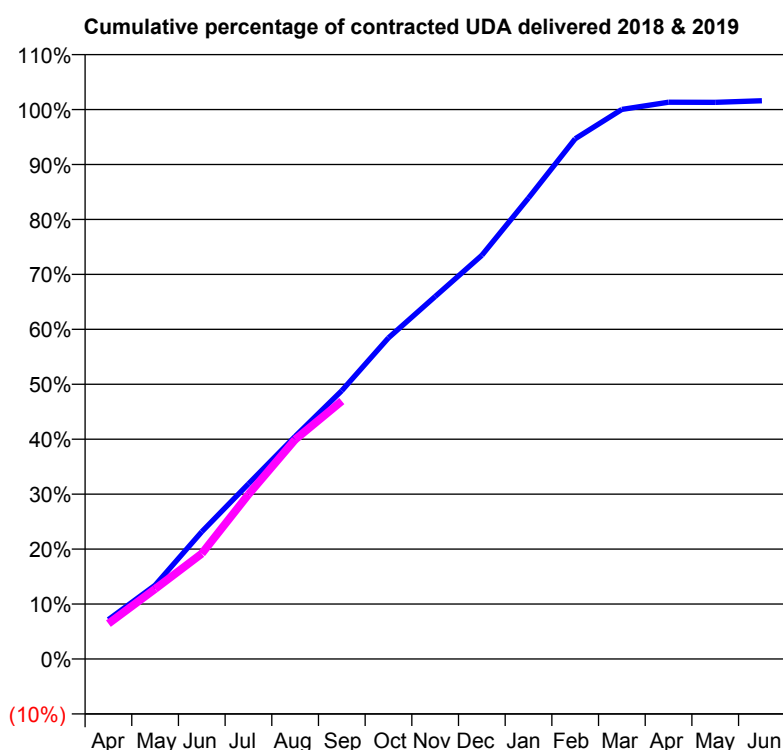
18/19 Contracted general activity (UDA)	4,243
Carry forward general activity (UDA)	-68
18/19 Contracted orthodontic activity (UOA)	0
Carry forward orthodontic activity (UOA)	0
Baseline contract value	£104,520.27

## ACCESS\*

Patients seen in 24 months	Total	Change since previous quarter
Quarter ending September 2017	1,487	
Quarter ending December 2017	1,415	↓
Quarter ending March 2018	1,356	↓
Quarter ending June 2018	1,326	↓
Quarter ending September 2018	1,302	↓
<b>Variance since September 2017</b>	<b>(12.4%)</b>	<b>↓</b>



## ACTIVITY



Adjusted Scheduled Activity (UDA)		
Month	2018	2019
April	305	273
May	570	541
June	983	814
July	1,352	1,271
August	1,719	1,694
September	2,072	1,992
October	2,480	
November	2,799	
December	3,117	
January	3,560	
February	4,017	
March	4,244	
April	4,300	
May	4,299	
June	4,311	

## QUALITY

	Quantity	Base Number	Contract	AT	Region	England
% of FP17s for the same patient ID Re-attending within 3 months - Children	8	240	3.3%	9.5%	11.1%	11.6%
% of FP17s for the same patient ID Re-attending within 3 months - Adults	101	684	14.8%	13.7%	15.3%	15.5%
% of FP17s for the same patient ID Re-attending between 3 & 9 months - Children	180	240	75.0%	61.7%	61.1%	58.8%
% of FP17s for the same patient ID Re-attending between 3 & 9 months - Adults	408	684	59.6%	53.1%	52.3%	51.1%
% of FP17s for Band 1 Urgent Courses	86	885	9.7%	8.6%	9.5%	9.0%
% of FP17s Relating to Free Repair or Replacements	7	885	0.8%	0.8%	0.7%	0.8%
% of FP17s Relating to Continuations	1	885	0.1%	1.0%	0.8%	0.9%
% of Patients satisfied with the dentistry they have received	2	2	N/A	93.0%	93.6%	93.3%
% of Patients satisfied with the time they had to wait for an appointment	2	2	N/A	90.5%	88.8%	88.9%

\* This is based on patients treated on this contract for their most recent course of treatment. Figures in italics indicate the base number of FP17s or Patient Questionnaire responses are less than 100. N/A is shown where the base number of responses is less than 10 during the period. % is calculated as Quantity/Base number\*100

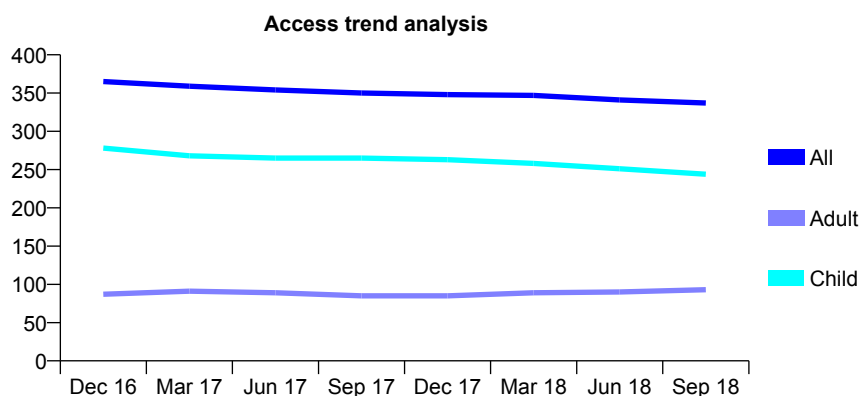
## Q65 - Vital Signs At a Glance Contract Report for 32237/0002 - September 2018

Name or company name	MR DC MASON
Contract type name	GDS Contract
Purpose of contract	General
Contract start date	01/04/2006
Contract end date	

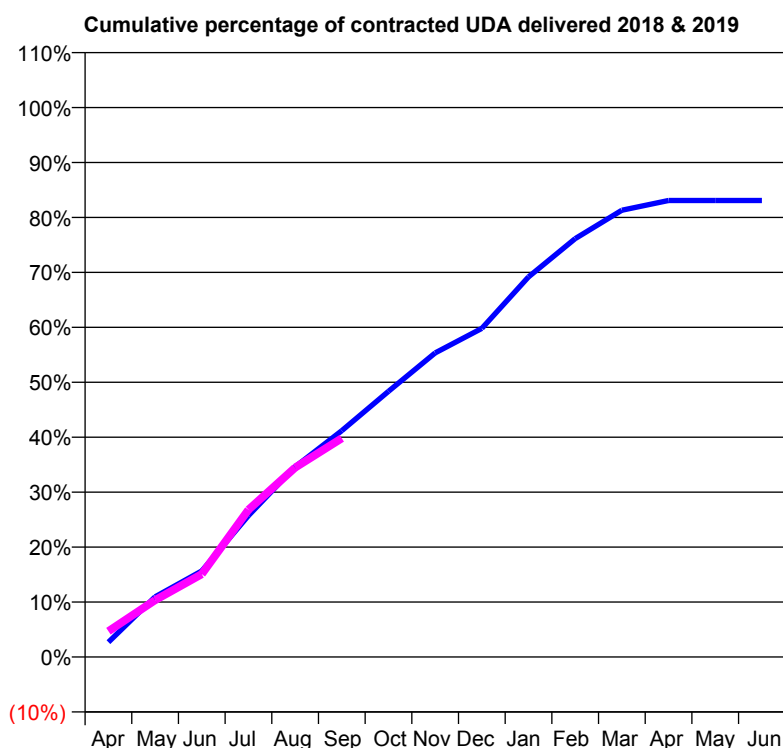
18/19 Contracted general activity (UDA)	850
Carry forward general activity (UDA)	0
18/19 Contracted orthodontic activity (UOA)	0
Carry forward orthodontic activity (UOA)	0
Baseline contract value	£20,966.49

### ACCESS\*

Patients seen in 24 months	Total	Change since previous quarter
Quarter ending September 2017	350	
Quarter ending December 2017	348	→
Quarter ending March 2018	347	→
Quarter ending June 2018	341	↓
Quarter ending September 2018	337	↓
<b>Variance since September 2017</b>	<b>(3.7%)</b>	<b>↓</b>



### ACTIVITY



Adjusted Scheduled Activity (UDA)		
Month	2018	2019
April	23	40
May	93	88
June	133	128
July	219	228
August	294	293
September	350	338
October	411	
November	470	
December	508	
January	588	
February	647	
March	691	
April	706	
May	706	
June	706	

### QUALITY

	Quantity	Base Number	Contract	AT	Region	England
% of FP17s for the same patient ID Re-attending within 3 months - Children	12	226	5.3%	9.5%	11.1%	11.6%
% of FP17s for the same patient ID Re-attending within 3 months - Adults	2	57	3.5%	13.7%	15.3%	15.5%
% of FP17s for the same patient ID Re-attending between 3 & 9 months - Children	185	226	81.9%	61.7%	61.1%	58.8%
% of FP17s for the same patient ID Re-attending between 3 & 9 months - Adults	43	57	75.4%	53.1%	52.3%	51.1%
% of FP17s for Band 1 Urgent Courses	7	266	2.6%	8.6%	9.5%	9.0%
% of FP17s Relating to Free Repair or Replacements	0	266	0.0%	0.8%	0.7%	0.8%
% of FP17s Relating to Continuations	0	266	0.0%	1.0%	0.8%	0.9%
% of Patients satisfied with the dentistry they have received	0	0	N/A	93.0%	93.6%	93.3%
% of Patients satisfied with the time they had to wait for an appointment	0	0	N/A	90.5%	88.8%	88.9%

\* This is based on patients treated on this contract for their most recent course of treatment. Figures in italics indicate the base number of FP17s or Patient Questionnaire responses are less than 100. N/A is shown where the base number of responses is less than 10 during the period. % is calculated as Quantity/Base number\*100

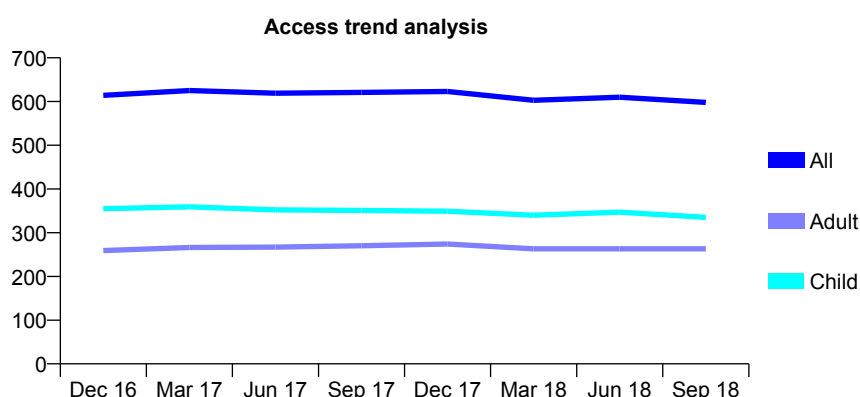
# Q65 - Vital Signs At a Glance Contract Report for 328316/0001 - September 2018

Name or company name	MR JM TRIGG
Contract type name	GDS Contract
Purpose of contract	General
Contract start date	01/04/2006
Contract end date	

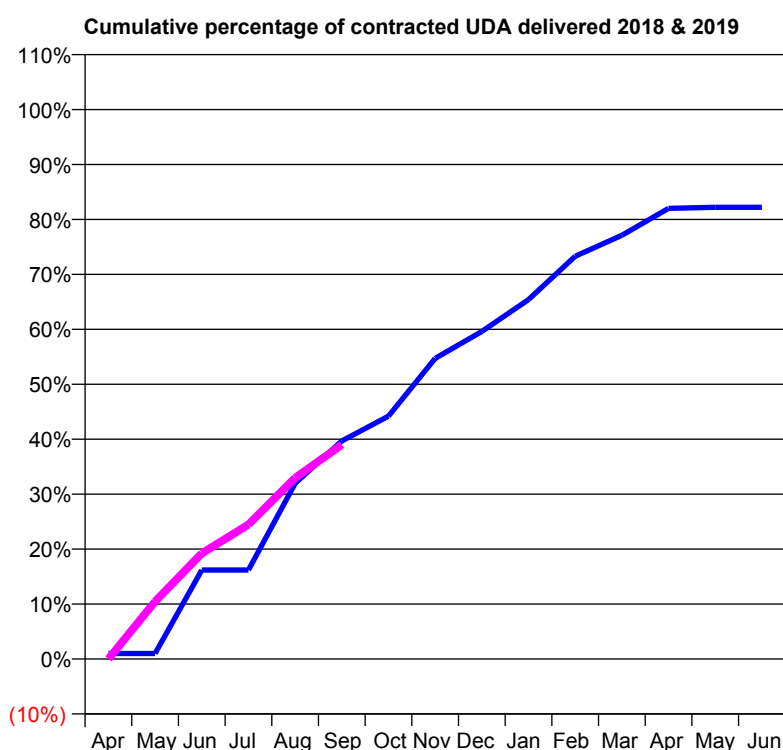
18/19 Contracted general activity (UDA)	1,000
Carry forward general activity (UDA)	0
18/19 Contracted orthodontic activity (UOA)	0
Carry forward orthodontic activity (UOA)	0
Baseline contract value	£24,563.29

## ACCESS\*

Patients seen in 24 months	Total	Change since previous quarter
Quarter ending September 2017	621	
Quarter ending December 2017	623	→
Quarter ending March 2018	603	↓
Quarter ending June 2018	610	→
Quarter ending September 2018	598	↓
<b>Variance since September 2017</b>	<b>(3.7%)</b>	<b>↓</b>



## ACTIVITY



Adjusted Scheduled Activity (UDA)		
Month	2018	2019
April	10	0
May	10	105
June	162	192
July	162	245
August	320	330
September	397	390
October	442	
November	547	
December	596	
January	654	
February	733	
March	771	
April	820	
May	822	
June	822	

## QUALITY

	Quantity	Base Number	Contract	AT	Region	England
% of FP17s for the same patient ID Re-attending within 3 months - Children	9	248	3.6%	9.5%	11.1%	11.6%
% of FP17s for the same patient ID Re-attending within 3 months - Adults	8	140	5.7%	13.7%	15.3%	15.5%
% of FP17s for the same patient ID Re-attending between 3 & 9 months - Children	118	248	47.6%	61.7%	61.1%	58.8%
% of FP17s for the same patient ID Re-attending between 3 & 9 months - Adults	65	140	46.4%	53.1%	52.3%	51.1%
% of FP17s for Band 1 Urgent Courses	15	339	4.4%	8.6%	9.5%	9.0%
% of FP17s Relating to Free Repair or Replacements	0	339	0.0%	0.8%	0.7%	0.8%
% of FP17s Relating to Continuations	0	339	0.0%	1.0%	0.8%	0.9%
% of Patients satisfied with the dentistry they have received	0	0	N/A	93.0%	93.6%	93.3%
% of Patients satisfied with the time they had to wait for an appointment	0	0	N/A	90.5%	88.8%	88.9%

\* This is based on patients treated on this contract for their most recent course of treatment. Figures in italics indicate the base number of FP17s or Patient Questionnaire responses are less than 100. N/A is shown where the base number of responses is less than 10 during the period. % is calculated as Quantity/Base number\*100

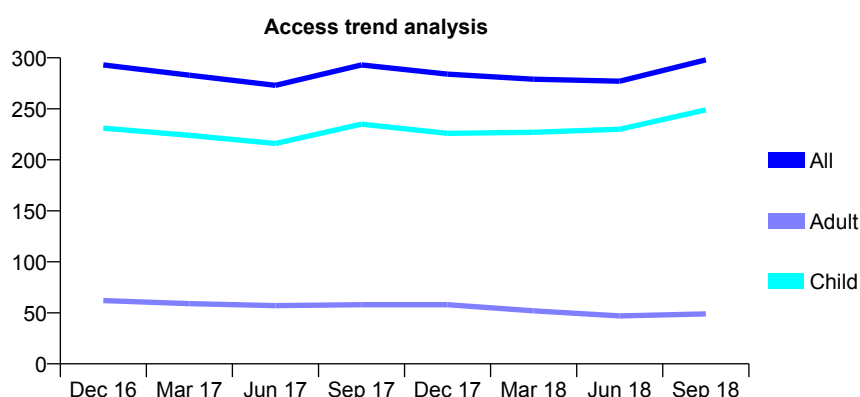
# Q65 - Vital Signs At a Glance Contract Report for 331163/0001 - September 2018

Name or company name	MR JR HATFIELD
Contract type name	GDS Contract
Purpose of contract	General
Contract start date	01/04/2006
Contract end date	

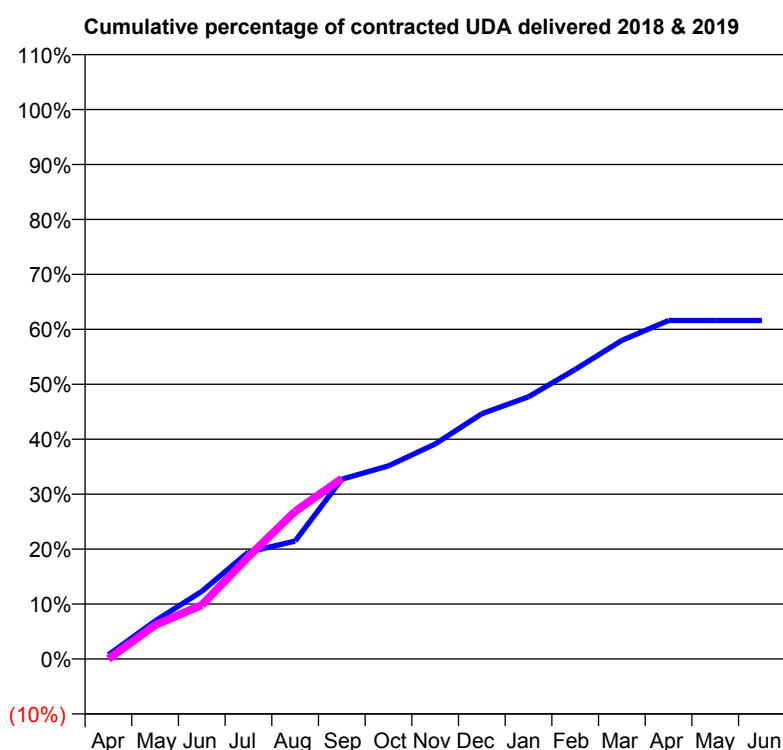
18/19 Contracted general activity (UDA)	909
Carry forward general activity (UDA)	0
18/19 Contracted orthodontic activity (UOA)	0
Carry forward orthodontic activity (UOA)	0
Baseline contract value	£18,721.41

## ACCESS\*

Patients seen in 24 months	Total	Change since previous quarter
Quarter ending September 2017	293	
Quarter ending December 2017	284	↓
Quarter ending March 2018	279	↓
Quarter ending June 2018	277	→
Quarter ending September 2018	298	↑
<b>Variance since September 2017</b>	<b>1.7%</b>	<b>→</b>



## ACTIVITY



Adjusted Scheduled Activity (UDA)		
Month	2018	2019
April	7	0
May	63	56
June	112	89
July	177	169
August	195	244
September	297	299
October	320	
November	356	
December	406	
January	434	
February	479	
March	527	
April	560	
May	560	
June	560	

## QUALITY

	Quantity	Base Number	Contract	AT	Region	England
% of FP17s for the same patient ID Re-attending within 3 months - Children	8	245	3.3%	9.5%	11.1%	11.6%
% of FP17s for the same patient ID Re-attending within 3 months - Adults	2	12	16.7%	13.7%	15.3%	15.5%
% of FP17s for the same patient ID Re-attending between 3 & 9 months - Children	160	245	65.3%	61.7%	61.1%	58.8%
% of FP17s for the same patient ID Re-attending between 3 & 9 months - Adults	6	12	50.0%	53.1%	52.3%	51.1%
% of FP17s for Band 1 Urgent Courses	3	206	1.5%	8.6%	9.5%	9.0%
% of FP17s Relating to Free Repair or Replacements	0	206	0.0%	0.8%	0.7%	0.8%
% of FP17s Relating to Continuations	0	206	0.0%	1.0%	0.8%	0.9%
% of Patients satisfied with the dentistry they have received	0	0	N/A	93.0%	93.6%	93.3%
% of Patients satisfied with the time they had to wait for an appointment	0	0	N/A	90.5%	88.8%	88.9%

\* This is based on patients treated on this contract for their most recent course of treatment. Figures in italics indicate the base number of FP17s or Patient Questionnaire responses are less than 100. N/A is shown where the base number of responses is less than 10 during the period. % is calculated as Quantity/Base number\*100

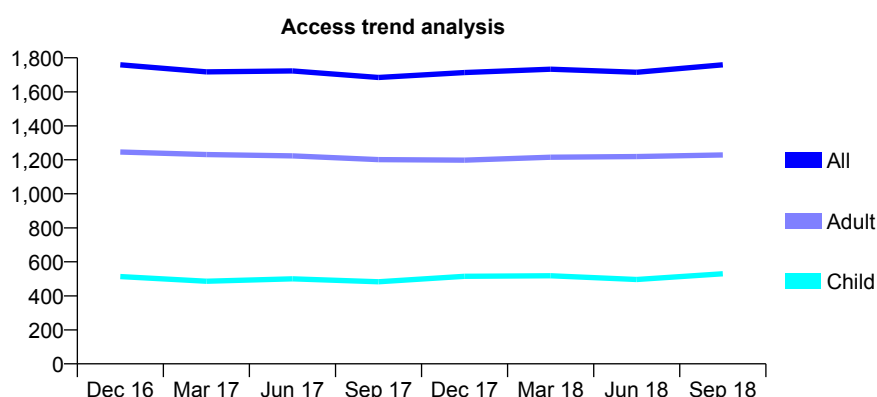
# Q65 - Vital Signs At a Glance Contract Report for 339636/0001 - September 2018

Name or company name	MRS J ZEINALI
Contract type name	GDS Contract
Purpose of contract	General
Contract start date	01/04/2006
Contract end date	

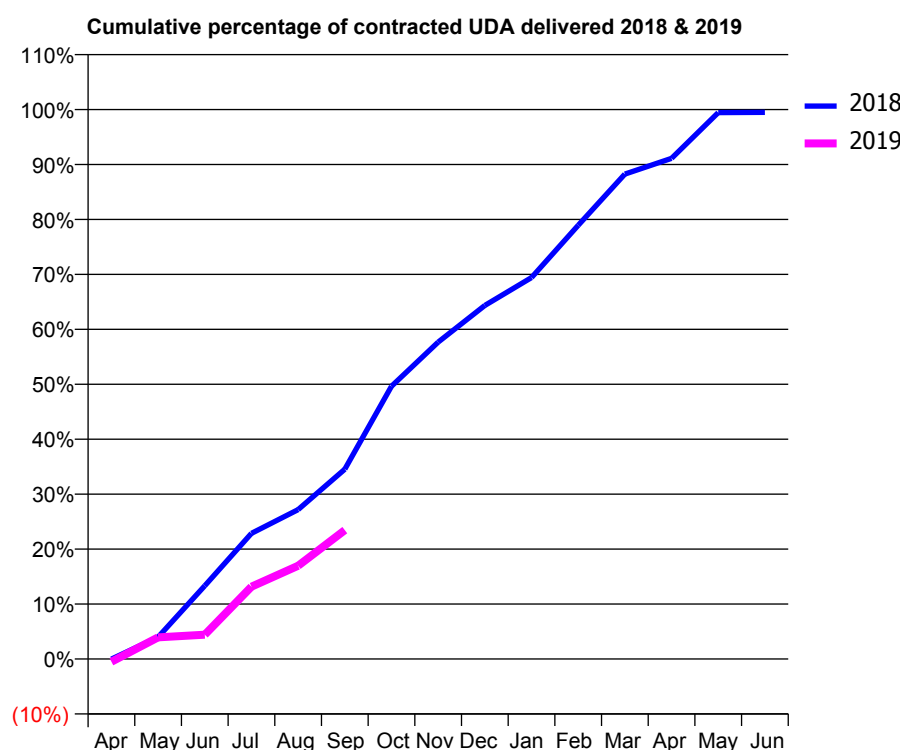
18/19 Contracted general activity (UDA)	5,939
Carry forward general activity (UDA)	31
18/19 Contracted orthodontic activity (UOA)	0
Carry forward orthodontic activity (UOA)	0
Baseline contract value	£144,050.88

## ACCESS\*

Patients seen in 24 months	Total	Change since previous quarter
Quarter ending September 2017	1,684	
Quarter ending December 2017	1,713	→
Quarter ending March 2018	1,733	→
Quarter ending June 2018	1,715	↓
Quarter ending September 2018	1,759	↑
<b>Variance since September 2017</b>	<b>4.5%</b>	<b>↑</b>



## ACTIVITY



Adjusted Scheduled Activity (UDA)		
Month	2018	2019
April	-2	-31
May	237	234
June	791	264
July	1,358	782
August	1,616	1,008
September	2,052	1,393
October	2,948	
November	3,425	
December	3,821	
January	4,122	
February	4,687	
March	5,241	
April	5,411	
May	5,905	
June	5,908	

## QUALITY

	Quantity	Base Number	Contract	AT	Region	England
% of FP17s for the same patient ID Re-attending within 3 months - Children	22	337	6.5%	9.5%	11.1%	11.6%
% of FP17s for the same patient ID Re-attending within 3 months - Adults	70	663	10.6%	13.7%	15.3%	15.5%
% of FP17s for the same patient ID Re-attending between 3 & 9 months - Children	185	337	54.9%	61.7%	61.1%	58.8%
% of FP17s for the same patient ID Re-attending between 3 & 9 months - Adults	379	663	57.2%	53.1%	52.3%	51.1%
% of FP17s for Band 1 Urgent Courses	56	726	7.7%	8.6%	9.5%	9.0%
% of FP17s Relating to Free Repair or Replacements	4	726	0.6%	0.8%	0.7%	0.8%
% of FP17s Relating to Continuations	4	726	0.6%	1.0%	0.8%	0.9%
% of Patients satisfied with the dentistry they have received	3	4	N/A	93.0%	93.6%	93.3%
% of Patients satisfied with the time they had to wait for an appointment	4	4	N/A	90.5%	88.8%	88.9%

\* This is based on patients treated on this contract for their most recent course of treatment. Figures in italics indicate the base number of FP17s or Patient Questionnaire responses are less than 100. N/A is shown where the base number of responses is less than 10 during the period. % is calculated as Quantity/Base number\*100

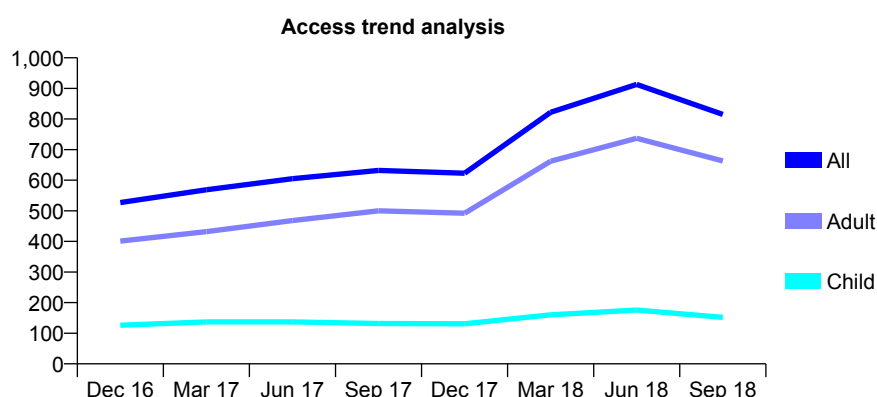
# Q65 - Vital Signs At a Glance Contract Report for 339636/0002 - September 2018

Name or company name	MRS J ZEINALI
Contract type name	GDS Contract
Purpose of contract	General
Contract start date	01/04/2006
Contract end date	

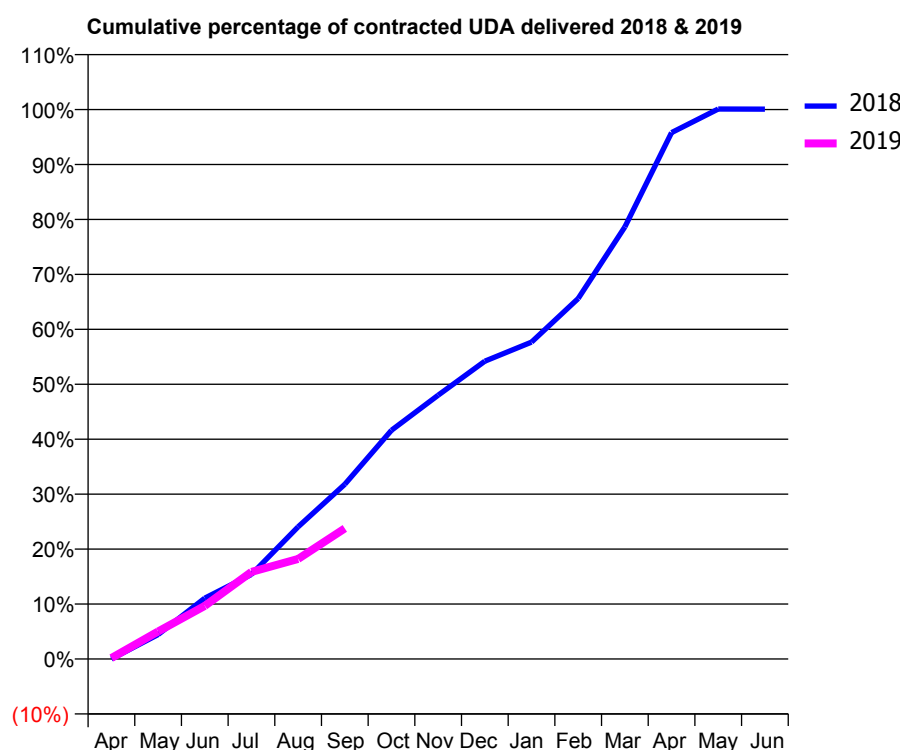
18/19 Contracted general activity (UDA)	2,235
Carry forward general activity (UDA)	-1
18/19 Contracted orthodontic activity (UOA)	0
Carry forward orthodontic activity (UOA)	0
Baseline contract value	£55,056.92

## ACCESS\*

Patients seen in 24 months	Total	Change since previous quarter
Quarter ending September 2017	632	
Quarter ending December 2017	623	↓
Quarter ending March 2018	822	↑
Quarter ending June 2018	913	↑
Quarter ending September 2018	815	↓
<b>Variance since September 2017</b>	<b>29.0%</b>	<b>↑</b>



## ACTIVITY



Adjusted Scheduled Activity (UDA)		
Month	2018	2019
April	0	4
May	100	112
June	248	216
July	344	354
August	538	407
September	711	531
October	930	
November	1,073	
December	1,212	
January	1,289	
February	1,466	
March	1,757	
April	2,141	
May	2,237	
June	2,236	

## QUALITY

	Quantity	Base Number	Contract	AT	Region	England
% of FP17s for the same patient ID Re-attending within 3 months - Children	2	97	2.1%	9.5%	11.1%	11.6%
% of FP17s for the same patient ID Re-attending within 3 months - Adults	27	432	6.3%	13.7%	15.3%	15.5%
% of FP17s for the same patient ID Re-attending between 3 & 9 months - Children	38	97	39.2%	61.7%	61.1%	58.8%
% of FP17s for the same patient ID Re-attending between 3 & 9 months - Adults	159	432	36.8%	53.1%	52.3%	51.1%
% of FP17s for Band 1 Urgent Courses	17	248	6.9%	8.6%	9.5%	9.0%
% of FP17s Relating to Free Repair or Replacements	2	248	0.8%	0.8%	0.7%	0.8%
% of FP17s Relating to Continuations	4	248	1.6%	1.0%	0.8%	0.9%
% of Patients satisfied with the dentistry they have received	0	0	N/A	93.0%	93.6%	93.3%
% of Patients satisfied with the time they had to wait for an appointment	0	0	N/A	90.5%	88.8%	88.9%

\* This is based on patients treated on this contract for their most recent course of treatment. Figures in italics indicate the base number of FP17s or Patient Questionnaire responses are less than 100. N/A is shown where the base number of responses is less than 10 during the period. % is calculated as Quantity/Base number\*100

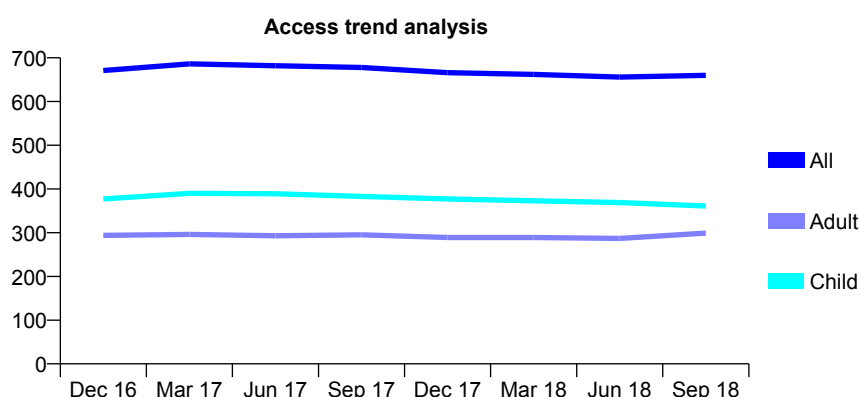
# Q65 - Vital Signs At a Glance Contract Report for 342408/0001 - September 2018

Name or company name	MR DA CHAPMAN
Contract type name	GDS Contract
Purpose of contract	General and Orthodontic
Contract start date	01/12/2014
Contract end date	

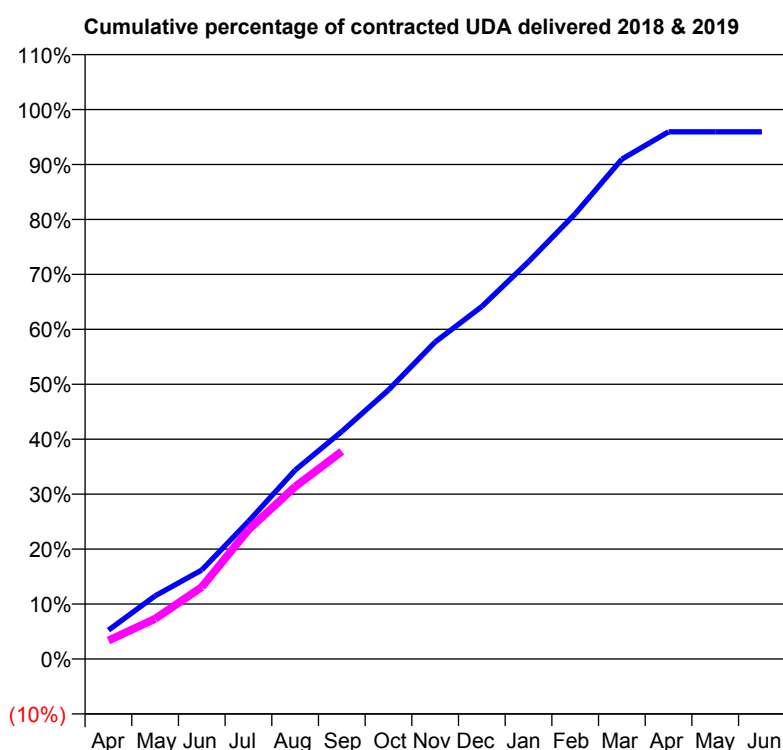
18/19 Contracted general activity (UDA)	1,770
Carry forward general activity (UDA)	0
18/19 Contracted orthodontic activity (UOA)	0
Carry forward orthodontic activity (UOA)	0
Baseline contract value	£45,549.57

## ACCESS\*

Patients seen in 24 months	Total	Change since previous quarter
Quarter ending September 2017	678	
Quarter ending December 2017	666	↓
Quarter ending March 2018	662	→
Quarter ending June 2018	656	→
Quarter ending September 2018	660	→
<b>Variance since September 2017</b>	<b>(2.7%)</b>	<b>↓</b>



## ACTIVITY



Adjusted Scheduled Activity (UDA)		
Month	2018	2019
April	93	59
May	203	129
June	287	232
July	443	416
August	608	555
September	733	668
October	866	
November	1,021	
December	1,136	
January	1,280	
February	1,434	
March	1,610	
April	1,698	
May	1,698	
June	1,698	

## QUALITY

	Quantity	Base Number	Contract	AT	Region	England
% of FP17s for the same patient ID Re-attending within 3 months - Children	25	286	8.7%	9.5%	11.1%	11.6%
% of FP17s for the same patient ID Re-attending within 3 months - Adults	17	162	10.5%	13.7%	15.3%	15.5%
% of FP17s for the same patient ID Re-attending between 3 & 9 months - Children	214	286	74.8%	61.7%	61.1%	58.8%
% of FP17s for the same patient ID Re-attending between 3 & 9 months - Adults	99	162	61.1%	53.1%	52.3%	51.1%
% of FP17s for Band 1 Urgent Courses	17	414	4.1%	8.6%	9.5%	9.0%
% of FP17s Relating to Free Repair or Replacements	0	414	0.0%	0.8%	0.7%	0.8%
% of FP17s Relating to Continuations	0	414	0.0%	1.0%	0.8%	0.9%
% of Patients satisfied with the dentistry they have received	1	1	N/A	93.0%	93.6%	93.3%
% of Patients satisfied with the time they had to wait for an appointment	1	1	N/A	90.5%	88.8%	88.9%

\* This is based on patients treated on this contract for their most recent course of treatment. Figures in italics indicate the base number of FP17s or Patient Questionnaire responses are less than 100. N/A is shown where the base number of responses is less than 10 during the period. % is calculated as Quantity/Base number\*100



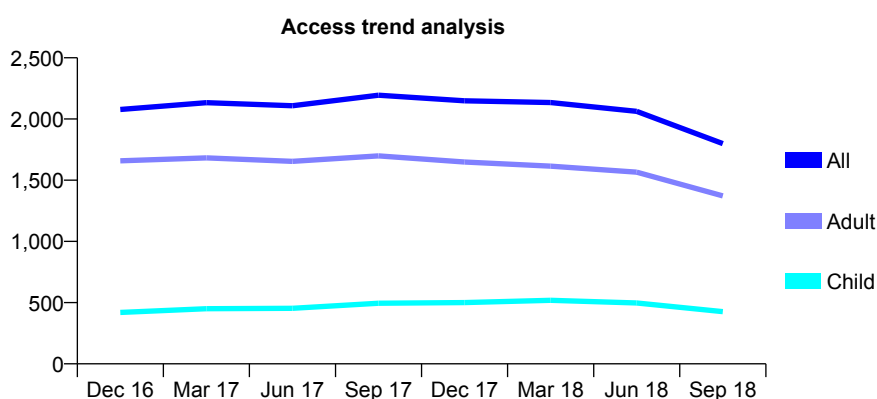
## Q65 - Vital Signs At a Glance Contract Report for 364800/0001 - September 2018

Name or company name	Mr MJ Brown
Contract type name	GDS Contract
Purpose of contract	General
Contract start date	01/04/2012
Contract end date	

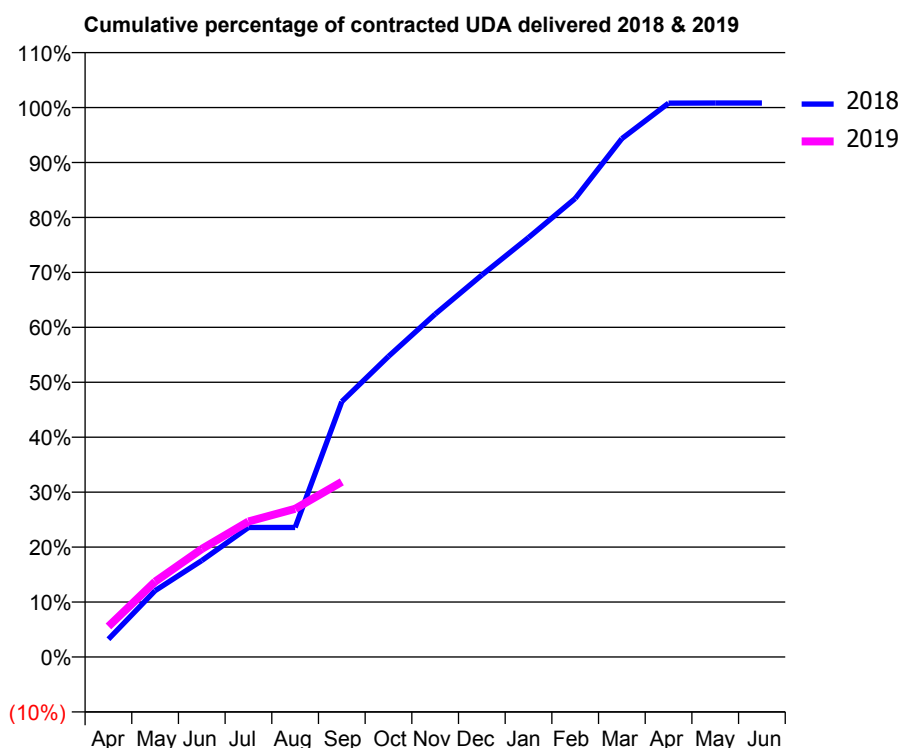
18/19 Contracted general activity (UDA)	5,601
Carry forward general activity (UDA)	-45
18/19 Contracted orthodontic activity (UOA)	0
Carry forward orthodontic activity (UOA)	0
Baseline contract value	£125,805.89

### ACCESS\*

Patients seen in 24 months	Total	Change since previous quarter
Quarter ending September 2017	2,194	
Quarter ending December 2017	2,149	↓
Quarter ending March 2018	2,134	→
Quarter ending June 2018	2,063	↓
Quarter ending September 2018	1,799	↓
<b>Variance since September 2017</b>	<b>(18.0%)</b>	<b>↓</b>



### ACTIVITY



Adjusted Scheduled Activity (UDA)		
Month	2018	2019
April	181	312
May	677	769
June	983	1,101
July	1,321	1,382
August	1,321	1,511
September	2,604	1,785
October	3,065	
November	3,495	
December	3,893	
January	4,275	
February	4,673	
March	5,283	
April	5,645	
May	5,647	
June	5,646	

### QUALITY

	Quantity	Base Number	Contract	AT	Region	England
% of FP17s for the same patient ID Re-attending within 3 months - Children	17	205	8.3%	9.5%	11.1%	11.6%
% of FP17s for the same patient ID Re-attending within 3 months - Adults	82	604	13.6%	13.7%	15.3%	15.5%
% of FP17s for the same patient ID Re-attending between 3 & 9 months - Children	75	205	36.6%	61.7%	61.1%	58.8%
% of FP17s for the same patient ID Re-attending between 3 & 9 months - Adults	262	604	43.4%	53.1%	52.3%	51.1%
% of FP17s for Band 1 Urgent Courses	60	705	8.5%	8.6%	9.5%	9.0%
% of FP17s Relating to Free Repair or Replacements	2	705	0.3%	0.8%	0.7%	0.8%
% of FP17s Relating to Continuations	5	705	0.7%	1.0%	0.8%	0.9%
% of Patients satisfied with the dentistry they have received	4	4	N/A	93.0%	93.6%	93.3%
% of Patients satisfied with the time they had to wait for an appointment	3	4	N/A	90.5%	88.8%	88.9%

\* This is based on patients treated on this contract for their most recent course of treatment. Figures in italics indicate the base number of FP17s or Patient Questionnaire responses are less than 100. N/A is shown where the base number of responses is less than 10 during the period. % is calculated as Quantity/Base number\*100

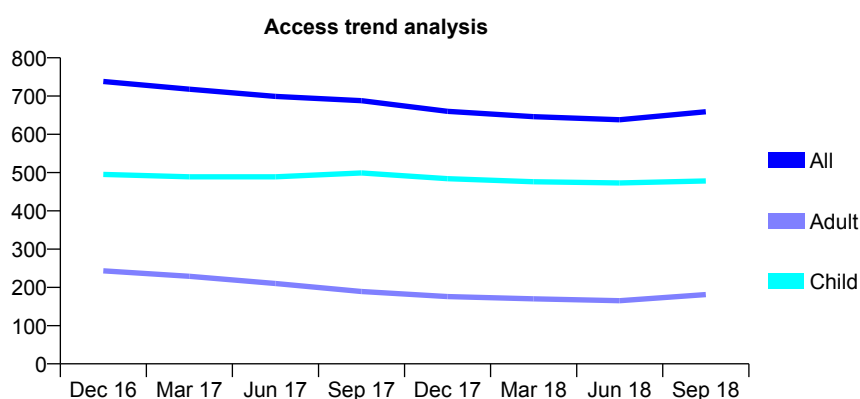
## Q65 - Vital Signs At a Glance Contract Report for 568031/0001 - September 2018

Name or company name	MR SC LAWSON
Contract type name	GDS Contract
Purpose of contract	General and Orthodontic
Contract start date	01/01/2015
Contract end date	

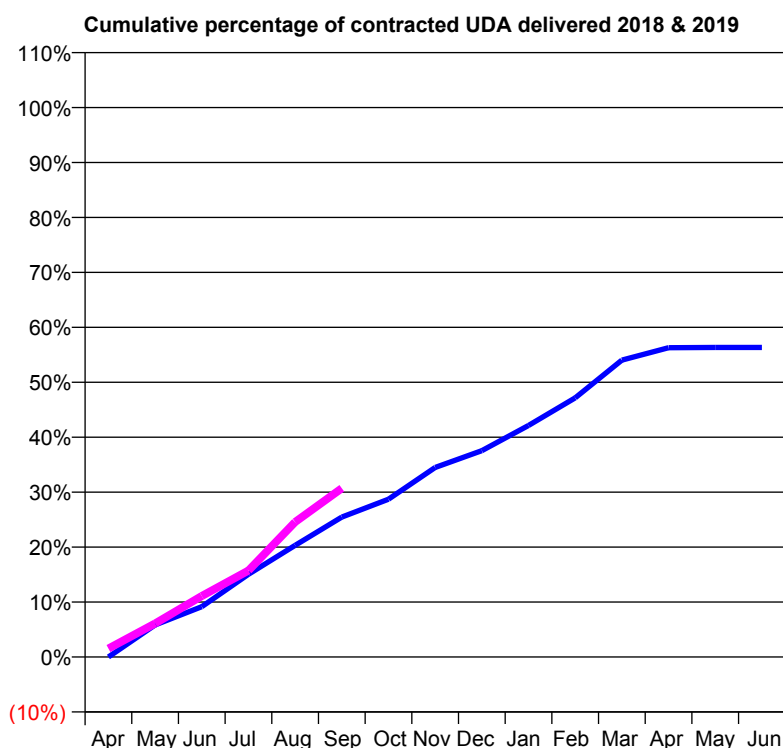
18/19 Contracted general activity (UDA)	2,000
Carry forward general activity (UDA)	0
18/19 Contracted orthodontic activity (UOA)	743
Carry forward orthodontic activity (UOA)	15
Baseline contract value	£97,288.14

### ACCESS\*

Patients seen in 24 months	Total	Change since previous quarter
Quarter ending September 2017	688	
Quarter ending December 2017	660	↓
Quarter ending March 2018	646	↓
Quarter ending June 2018	638	↓
Quarter ending September 2018	659	↑
<b>Variance since September 2017</b>	<b>(4.2%)</b>	<b>↓</b>



### ACTIVITY



Adjusted Scheduled Activity (UDA)		
Month	2018	2019
April	0	31
May	117	122
June	183	222
July	301	315
August	406	491
September	509	614
October	575	
November	690	
December	751	
January	843	
February	943	
March	1,081	
April	1,126	
May	1,127	
June	1,127	

### QUALITY

	Quantity	Base Number	Contract	AT	Region	England
% of FP17s for the same patient ID Re-attending within 3 months - Children	34	391	8.7%	9.5%	11.1%	11.6%
% of FP17s for the same patient ID Re-attending within 3 months - Adults	1	77	1.3%	13.7%	15.3%	15.5%
% of FP17s for the same patient ID Re-attending between 3 & 9 months - Children	202	391	51.7%	61.7%	61.1%	58.8%
% of FP17s for the same patient ID Re-attending between 3 & 9 months - Adults	5	77	6.5%	53.1%	52.3%	51.1%
% of FP17s for Band 1 Urgent Courses	78	382	20.4%	8.6%	9.5%	9.0%
% of FP17s Relating to Free Repair or Replacements	0	382	0.0%	0.8%	0.7%	0.8%
% of FP17s Relating to Continuations	0	382	0.0%	1.0%	0.8%	0.9%
% of Patients satisfied with the dentistry they have received	1	1	N/A	93.0%	93.6%	93.3%
% of Patients satisfied with the time they had to wait for an appointment	1	1	N/A	90.5%	88.8%	88.9%

\* This is based on patients treated on this contract for their most recent course of treatment. Figures in italics indicate the base number of FP17s or Patient Questionnaire responses are less than 100. N/A is shown where the base number of responses is less than 10 during the period. % is calculated as Quantity/Base number\*100

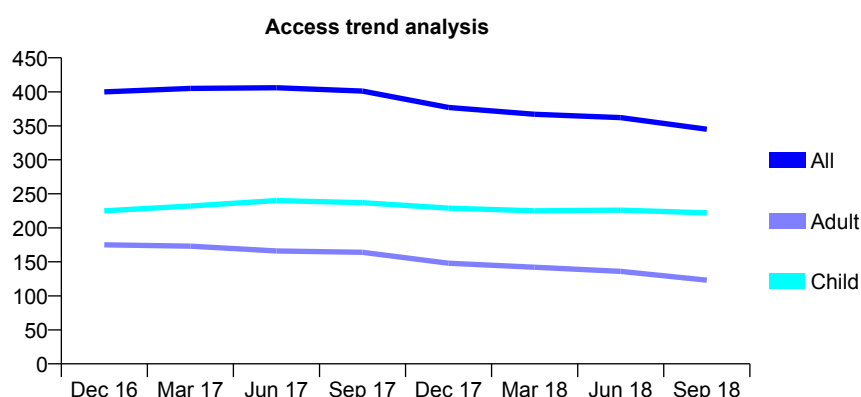
# Q65 - Vital Signs At a Glance Contract Report for 568058/0001 - September 2018

Name or company name	MR DG GIBSON
Contract type name	GDS Contract
Purpose of contract	General
Contract start date	01/04/2006
Contract end date	

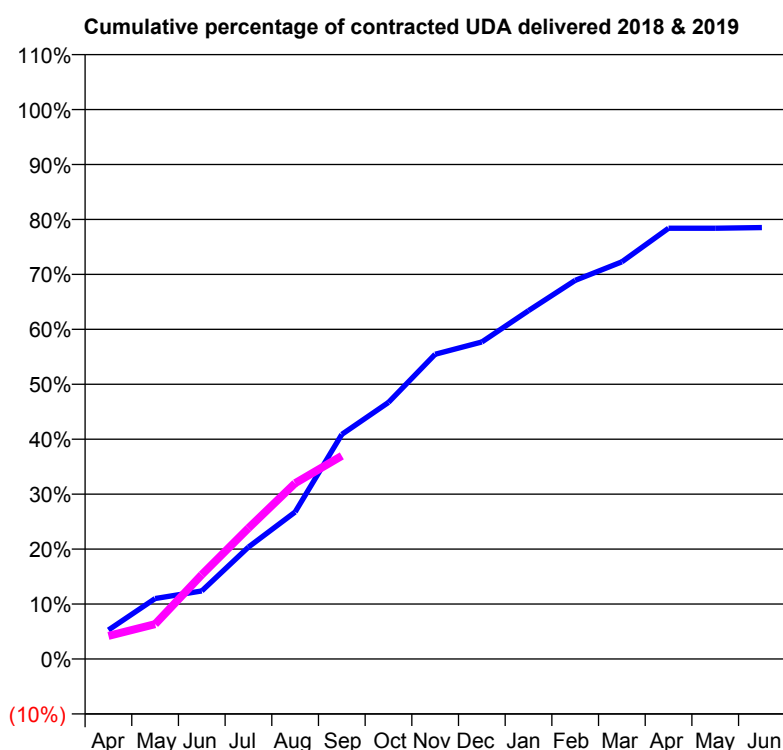
18/19 Contracted general activity (UDA)	700
Carry forward general activity (UDA)	0
18/19 Contracted orthodontic activity (UOA)	0
Carry forward orthodontic activity (UOA)	0
Baseline contract value	£18,449.72

## ACCESS\*

Patients seen in 24 months	Total	Change since previous quarter
Quarter ending September 2017	401	
Quarter ending December 2017	377	↓
Quarter ending March 2018	367	↓
Quarter ending June 2018	362	↓
Quarter ending September 2018	345	↓
<b>Variance since September 2017</b>	<b>(14.0%)</b>	<b>↓</b>



## ACTIVITY



Adjusted Scheduled Activity (UDA)		
Month	2018	2019
April	50	29
May	105	44
June	118	107
July	194	167
August	254	224
September	388	259
October	444	
November	527	
December	548	
January	602	
February	655	
March	687	
April	745	
May	745	
June	746	

## QUALITY

	Quantity	Base Number	Contract	AT	Region	England
% of FP17s for the same patient ID Re-attending within 3 months - Children	13	160	8.1%	9.5%	11.1%	11.6%
% of FP17s for the same patient ID Re-attending within 3 months - Adults	12	58	20.7%	13.7%	15.3%	15.5%
% of FP17s for the same patient ID Re-attending between 3 & 9 months - Children	105	160	65.6%	61.7%	61.1%	58.8%
% of FP17s for the same patient ID Re-attending between 3 & 9 months - Adults	36	58	62.1%	53.1%	52.3%	51.1%
% of FP17s for Band 1 Urgent Courses	14	163	8.6%	8.6%	9.5%	9.0%
% of FP17s Relating to Free Repair or Replacements	0	163	0.0%	0.8%	0.7%	0.8%
% of FP17s Relating to Continuations	0	163	0.0%	1.0%	0.8%	0.9%
% of Patients satisfied with the dentistry they have received	0	0	N/A	93.0%	93.6%	93.3%
% of Patients satisfied with the time they had to wait for an appointment	0	0	N/A	90.5%	88.8%	88.9%

\* This is based on patients treated on this contract for their most recent course of treatment. Figures in italics indicate the base number of FP17s or Patient Questionnaire responses are less than 100. N/A is shown where the base number of responses is less than 10 during the period. % is calculated as Quantity/Base number\*100

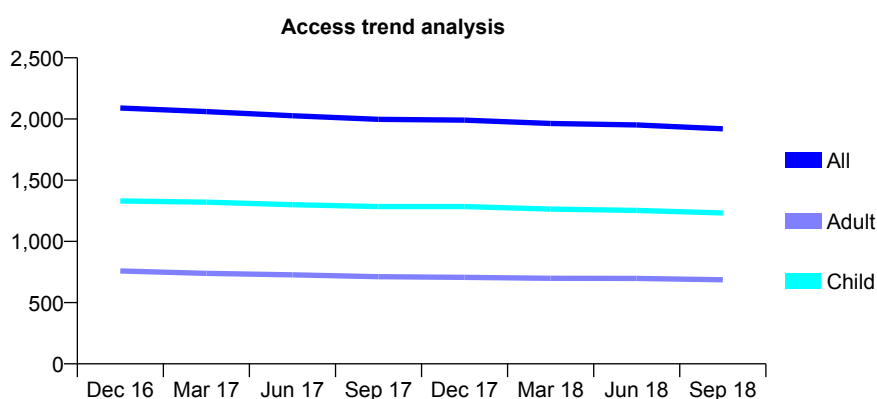
## Q65 - Vital Signs At a Glance Contract Report for 570796/0001 - September 2018

Name or company name	MR JL RAUTENBACH
Contract type name	GDS Contract
Purpose of contract	General
Contract start date	01/04/2006
Contract end date	

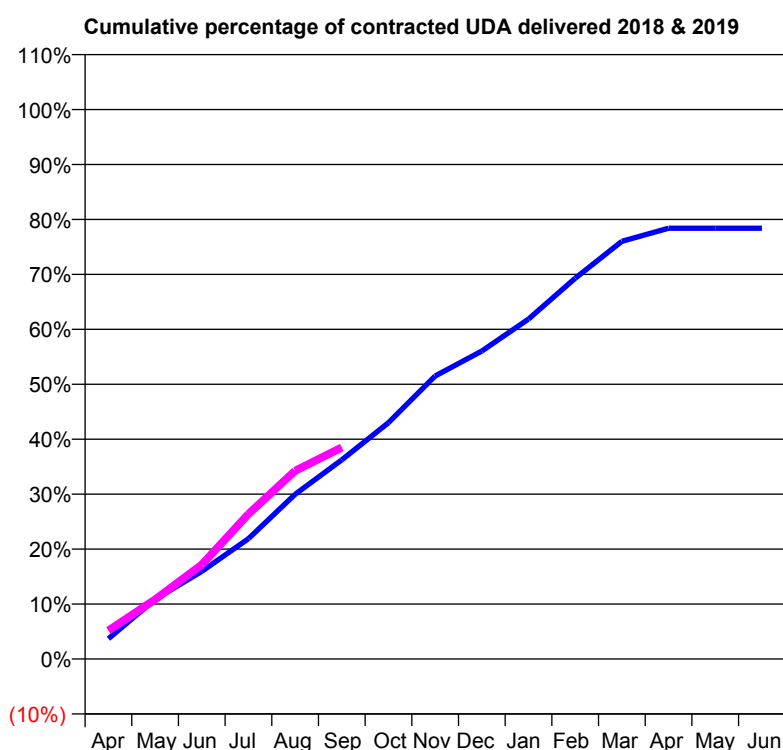
18/19 Contracted general activity (UDA)	4,860
Carry forward general activity (UDA)	0
18/19 Contracted orthodontic activity (UOA)	0
Carry forward orthodontic activity (UOA)	0
Baseline contract value	£114,821.82

### ACCESS\*

Patients seen in 24 months	Total	Change since previous quarter
Quarter ending September 2017	1,997	
Quarter ending December 2017	1,991	→
Quarter ending March 2018	1,963	↓
Quarter ending June 2018	1,951	→
Quarter ending September 2018	1,920	↓
<b>Variance since September 2017</b>	<b>(3.9%)</b>	<b>↓</b>



### ACTIVITY



Adjusted Scheduled Activity (UDA)		
Month	2018	2019
April	179	252
May	528	527
June	776	834
July	1,064	1,282
August	1,457	1,665
September	1,762	1,872
October	2,090	
November	2,503	
December	2,724	
January	3,006	
February	3,367	
March	3,694	
April	3,810	
May	3,809	
June	3,809	

### QUALITY

	Quantity	Base Number	Contract	AT	Region	England
% of FP17s for the same patient ID Re-attending within 3 months - Children	48	1,052	4.6%	9.5%	11.1%	11.6%
% of FP17s for the same patient ID Re-attending within 3 months - Adults	43	362	11.9%	13.7%	15.3%	15.5%
% of FP17s for the same patient ID Re-attending between 3 & 9 months - Children	800	1,052	76.0%	61.7%	61.1%	58.8%
% of FP17s for the same patient ID Re-attending between 3 & 9 months - Adults	186	362	51.4%	53.1%	52.3%	51.1%
% of FP17s for Band 1 Urgent Courses	29	1,310	2.2%	8.6%	9.5%	9.0%
% of FP17s Relating to Free Repair or Replacements	1	1,310	0.1%	0.8%	0.7%	0.8%
% of FP17s Relating to Continuations	0	1,310	0.0%	1.0%	0.8%	0.9%
% of Patients satisfied with the dentistry they have received	1	1	N/A	93.0%	93.6%	93.3%
% of Patients satisfied with the time they had to wait for an appointment	1	1	N/A	90.5%	88.8%	88.9%

\* This is based on patients treated on this contract for their most recent course of treatment. Figures in italics indicate the base number of FP17s or Patient Questionnaire responses are less than 100. N/A is shown where the base number of responses is less than 10 during the period. % is calculated as Quantity/Base number\*100

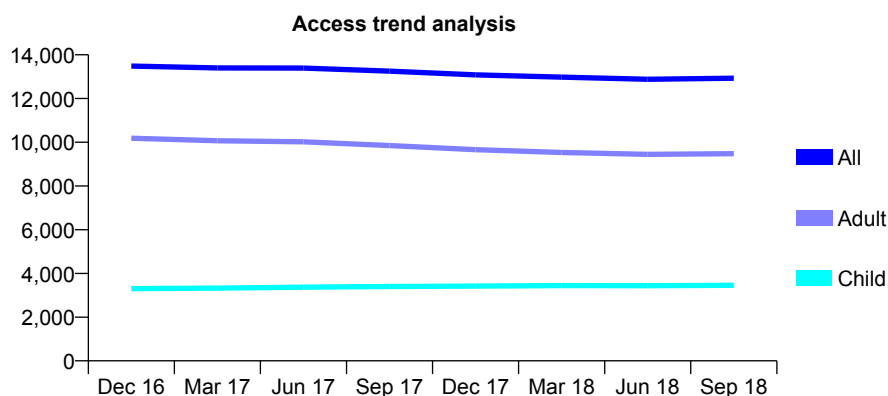
## Q65 - Vital Signs At a Glance Contract Report for 574236/0001 - September 2018

Name or company name	Coronation Road Dental Surgery
Contract type name	GDS Contract
Purpose of contract	General
Contract start date	01/04/2006
Contract end date	

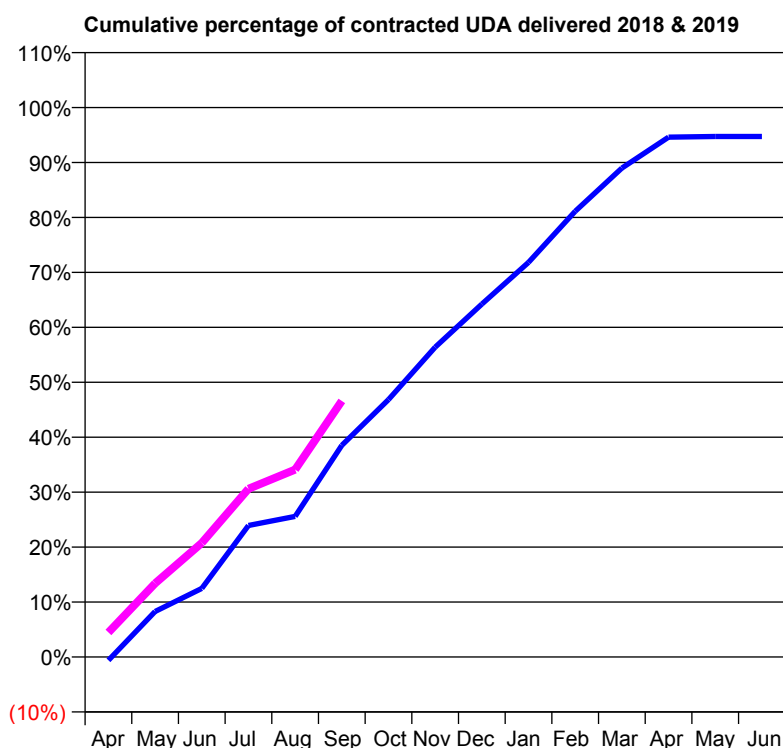
18/19 Contracted general activity (UDA)	31,810
Carry forward general activity (UDA)	0
18/19 Contracted orthodontic activity (UOA)	0
Carry forward orthodontic activity (UOA)	0
Baseline contract value	£781,717.19

### ACCESS\*

Patients seen in 24 months	Total	Change since previous quarter
Quarter ending September 2017	13,252	
Quarter ending December 2017	13,083	↓
Quarter ending March 2018	12,978	→
Quarter ending June 2018	12,883	→
Quarter ending September 2018	12,931	→
<b>Variance since September 2017</b>	<b>(2.4%)</b>	<b>↓</b>



### ACTIVITY



Adjusted Scheduled Activity (UDA)		
Month	2018	2019
April	-199	1,424
May	2,633	4,263
June	3,973	6,606
July	7,612	9,736
August	8,136	10,851
September	12,253	14,828
October	14,904	
November	17,937	
December	20,430	
January	22,843	
February	25,799	
March	28,301	
April	30,097	
May	30,134	
June	30,133	

### QUALITY

	Quantity	Base Number	Contract	AT	Region	England
% of FP17s for the same patient ID Re-attending within 3 months - Children	181	2,896	6.3%	9.5%	11.1%	11.6%
% of FP17s for the same patient ID Re-attending within 3 months - Adults	905	7,193	12.6%	13.7%	15.3%	15.5%
% of FP17s for the same patient ID Re-attending between 3 & 9 months - Children	2,042	2,896	70.5%	61.7%	61.1%	58.8%
% of FP17s for the same patient ID Re-attending between 3 & 9 months - Adults	4,559	7,193	63.4%	53.1%	52.3%	51.1%
% of FP17s for Band 1 Urgent Courses	594	9,073	6.5%	8.6%	9.5%	9.0%
% of FP17s Relating to Free Repair or Replacements	55	9,073	0.6%	0.8%	0.7%	0.8%
% of FP17s Relating to Continuations	77	9,073	0.8%	1.0%	0.8%	0.9%
% of Patients satisfied with the dentistry they have received	2	2	N/A	93.0%	93.6%	93.3%
% of Patients satisfied with the time they had to wait for an appointment	2	2	N/A	90.5%	88.8%	88.9%

\* This is based on patients treated on this contract for their most recent course of treatment. Figures in italics indicate the base number of FP17s or Patient Questionnaire responses are less than 100. N/A is shown where the base number of responses is less than 10 during the period. % is calculated as Quantity/Base number\*100

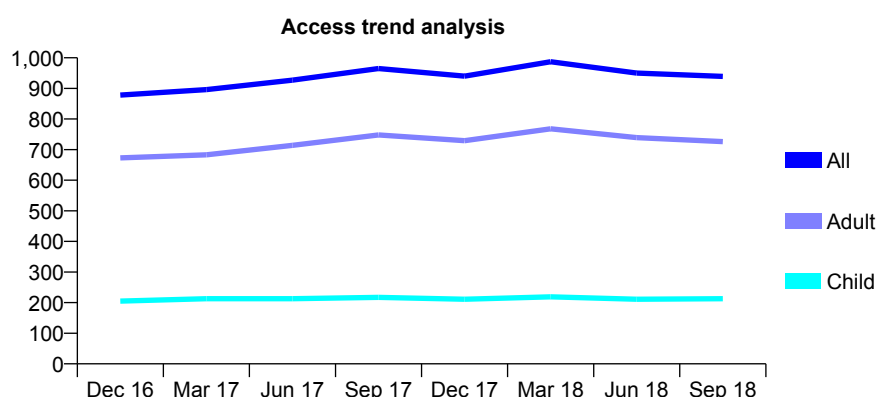
# Q65 - Vital Signs At a Glance Contract Report for 629596/0001 - September 2018

Name or company name	MR NJ NEWTON
Contract type name	GDS Contract
Purpose of contract	General
Contract start date	01/04/2006
Contract end date	

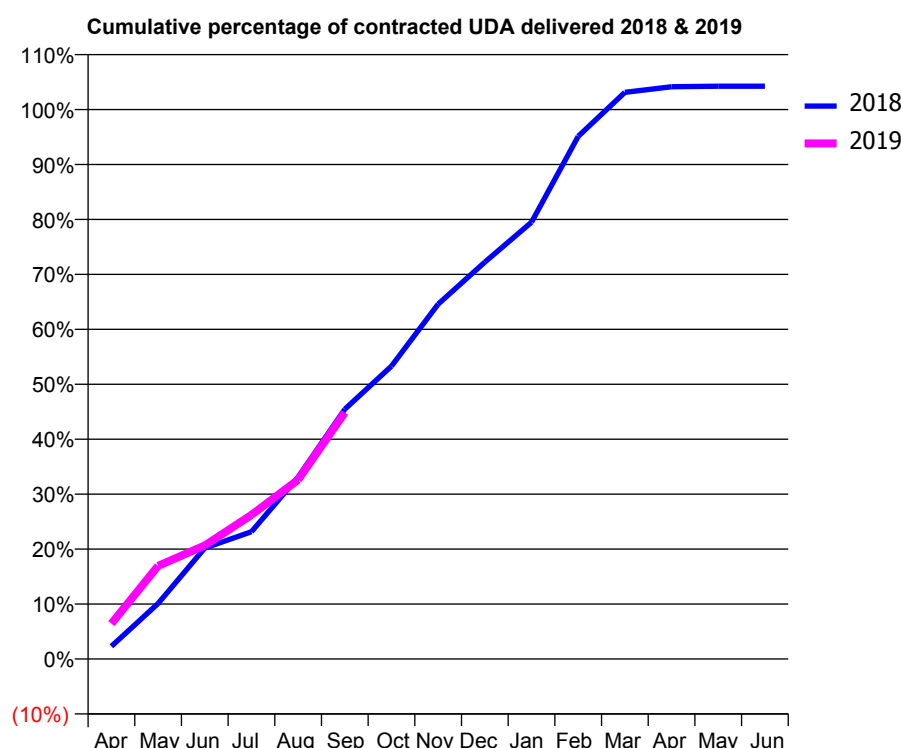
18/19 Contracted general activity (UDA)	2,990
Carry forward general activity (UDA)	-60
18/19 Contracted orthodontic activity (UOA)	0
Carry forward orthodontic activity (UOA)	0
Baseline contract value	£81,618.93

## ACCESS\*

Patients seen in 24 months	Total	Change since previous quarter
Quarter ending September 2017	965	
Quarter ending December 2017	940	↓
Quarter ending March 2018	987	↑
Quarter ending June 2018	950	↓
Quarter ending September 2018	939	↓
<b>Variance since September 2017</b>	<b>(2.7%)</b>	<b>↓</b>



## ACTIVITY



Adjusted Scheduled Activity (UDA)		
Month	2018	2019
April	69	193
May	302	507
June	604	618
July	692	784
August	990	975
September	1,360	1,341
October	1,593	
November	1,931	
December	2,159	
January	2,376	
February	2,844	
March	3,083	
April	3,114	
May	3,117	
June	3,117	

## QUALITY

	Quantity	Base Number	Contract	AT	Region	England
% of FP17s for the same patient ID Re-attending within 3 months - Children	8	162	4.9%	9.5%	11.1%	11.6%
% of FP17s for the same patient ID Re-attending within 3 months - Adults	48	452	10.6%	13.7%	15.3%	15.5%
% of FP17s for the same patient ID Re-attending between 3 & 9 months - Children	112	162	69.1%	61.7%	61.1%	58.8%
% of FP17s for the same patient ID Re-attending between 3 & 9 months - Adults	325	452	71.9%	53.1%	52.3%	51.1%
% of FP17s for Band 1 Urgent Courses	1	602	0.2%	8.6%	9.5%	9.0%
% of FP17s Relating to Free Repair or Replacements	0	602	0.0%	0.8%	0.7%	0.8%
% of FP17s Relating to Continuations	6	602	1.0%	1.0%	0.8%	0.9%
% of Patients satisfied with the dentistry they have received	2	2	N/A	93.0%	93.6%	93.3%
% of Patients satisfied with the time they had to wait for an appointment	2	2	N/A	90.5%	88.8%	88.9%

\* This is based on patients treated on this contract for their most recent course of treatment. Figures in italics indicate the base number of FP17s or Patient Questionnaire responses are less than 100. N/A is shown where the base number of responses is less than 10 during the period. % is calculated as Quantity/Base number\*100

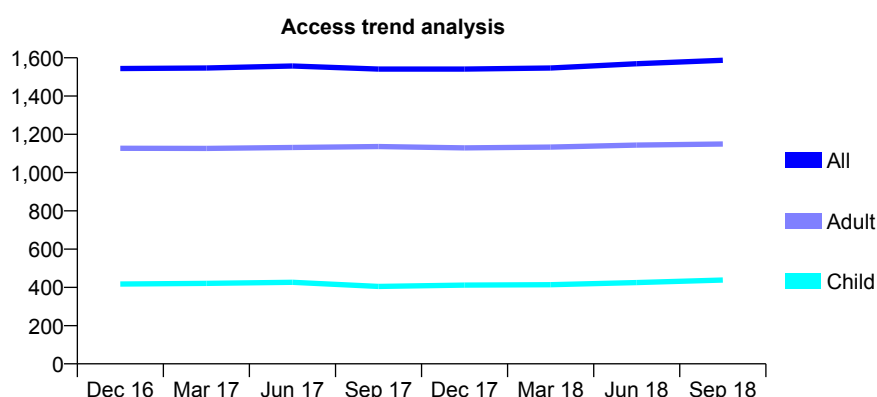
# Q65 - Vital Signs At a Glance Contract Report for 632910/0001 - September 2018

Name or company name	MR GW IRVINE
Contract type name	GDS Contract
Purpose of contract	General
Contract start date	01/04/2006
Contract end date	

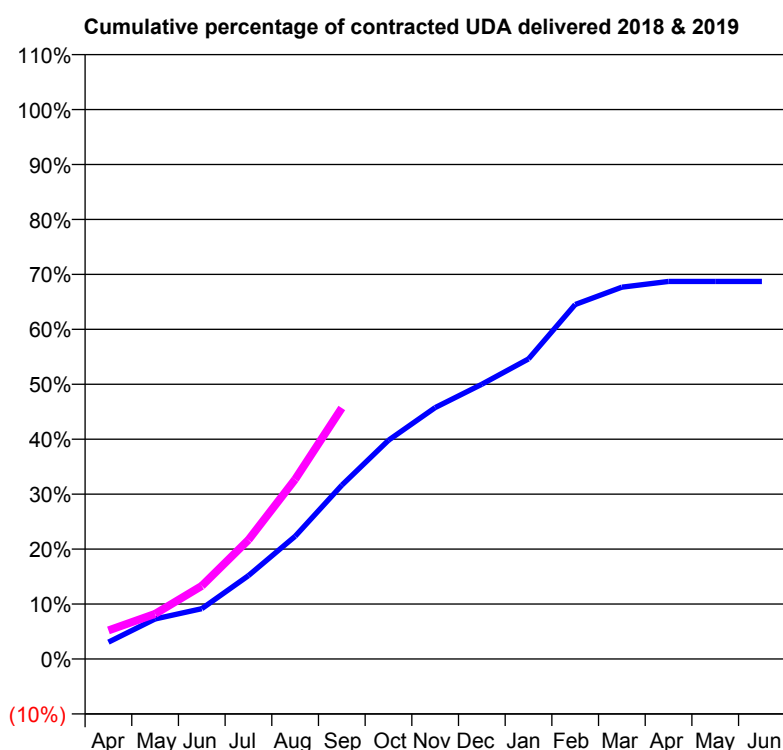
18/19 Contracted general activity (UDA)	1,700
Carry forward general activity (UDA)	0
18/19 Contracted orthodontic activity (UOA)	0
Carry forward orthodontic activity (UOA)	0
Baseline contract value	£36,646.68

## ACCESS\*

Patients seen in 24 months	Total	Change since previous quarter
Quarter ending September 2017	1,541	
Quarter ending December 2017	1,541	→
Quarter ending March 2018	1,547	→
Quarter ending June 2018	1,569	→
Quarter ending September 2018	1,587	→
<b>Variance since September 2017</b>	<b>3.0%</b>	<b>↑</b>



## ACTIVITY



Adjusted Scheduled Activity (UDA)		
Month	2018	2019
April	52	89
May	124	140
June	156	226
July	258	369
August	380	556
September	538	777
October	677	
November	778	
December	850	
January	928	
February	1,097	
March	1,150	
April	1,168	
May	1,168	
June	1,168	

## QUALITY

	Quantity	Base Number	Contract	AT	Region	England
% of FP17s for the same patient ID Re-attending within 3 months - Children	22	323	6.8%	9.5%	11.1%	11.6%
% of FP17s for the same patient ID Re-attending within 3 months - Adults	99	753	13.1%	13.7%	15.3%	15.5%
% of FP17s for the same patient ID Re-attending between 3 & 9 months - Children	161	323	49.8%	61.7%	61.1%	58.8%
% of FP17s for the same patient ID Re-attending between 3 & 9 months - Adults	355	753	47.1%	53.1%	52.3%	51.1%
% of FP17s for Band 1 Urgent Courses	14	419	3.3%	8.6%	9.5%	9.0%
% of FP17s Relating to Free Repair or Replacements	1	419	0.2%	0.8%	0.7%	0.8%
% of FP17s Relating to Continuations	1	419	0.2%	1.0%	0.8%	0.9%
% of Patients satisfied with the dentistry they have received	1	1	N/A	93.0%	93.6%	93.3%
% of Patients satisfied with the time they had to wait for an appointment	1	1	N/A	90.5%	88.8%	88.9%

\* This is based on patients treated on this contract for their most recent course of treatment. Figures in italics indicate the base number of FP17s or Patient Questionnaire responses are less than 100. N/A is shown where the base number of responses is less than 10 during the period. % is calculated as Quantity/Base number\*100



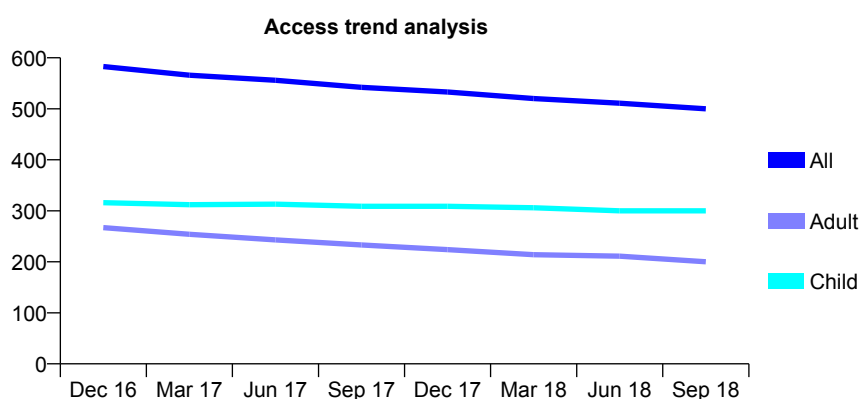
## Q65 - Vital Signs At a Glance Contract Report for 643777/0001 - September 2018

Name or company name	MR SD WATKINS
Contract type name	GDS Contract
Purpose of contract	General
Contract start date	01/04/2006
Contract end date	

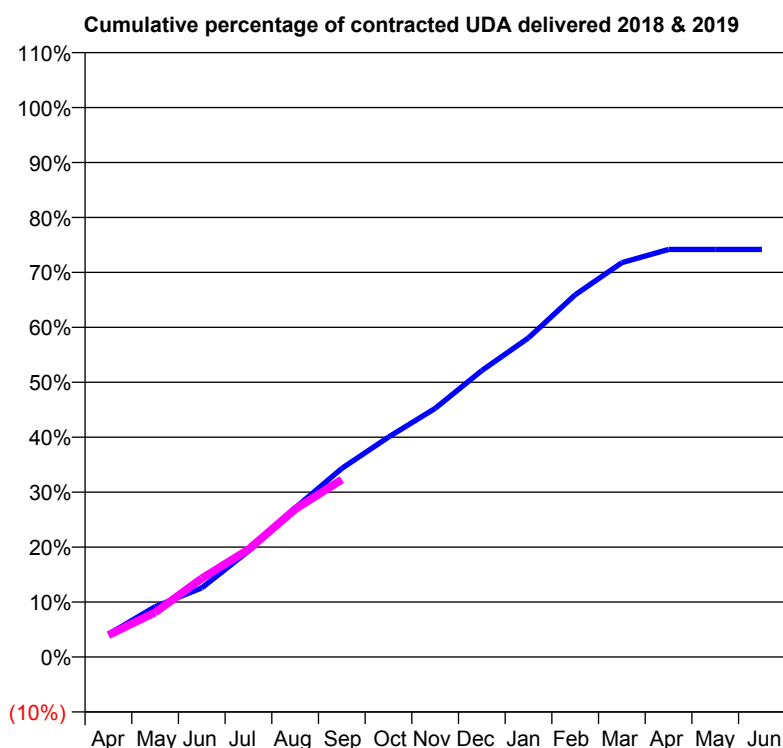
18/19 Contracted general activity (UDA)	1,750
Carry forward general activity (UDA)	0
18/19 Contracted orthodontic activity (UOA)	0
Carry forward orthodontic activity (UOA)	0
Baseline contract value	£38,711.29

### ACCESS\*

Patients seen in 24 months	Total	Change since previous quarter
Quarter ending September 2017	542	
Quarter ending December 2017	533	↓
Quarter ending March 2018	520	↓
Quarter ending June 2018	511	↓
Quarter ending September 2018	500	↓
<b>Variance since September 2017</b>	<b>(7.7%)</b>	<b>↓</b>



### ACTIVITY



Adjusted Scheduled Activity (UDA)		
Month	2018	2019
April	72	70
May	160	142
June	220	250
July	338	342
August	475	471
September	601	565
October	701	
November	792	
December	913	
January	1,017	
February	1,154	
March	1,256	
April	1,298	
May	1,298	
June	1,298	

### QUALITY

	Quantity	Base Number	Contract	AT	Region	England
% of FP17s for the same patient ID Re-attending within 3 months - Children	18	290	6.2%	9.5%	11.1%	11.6%
% of FP17s for the same patient ID Re-attending within 3 months - Adults	14	148	9.5%	13.7%	15.3%	15.5%
% of FP17s for the same patient ID Re-attending between 3 & 9 months - Children	233	290	80.3%	61.7%	61.1%	58.8%
% of FP17s for the same patient ID Re-attending between 3 & 9 months - Adults	116	148	78.4%	53.1%	52.3%	51.1%
% of FP17s for Band 1 Urgent Courses	5	406	1.2%	8.6%	9.5%	9.0%
% of FP17s Relating to Free Repair or Replacements	0	406	0.0%	0.8%	0.7%	0.8%
% of FP17s Relating to Continuations	0	406	0.0%	1.0%	0.8%	0.9%
% of Patients satisfied with the dentistry they have received	2	2	N/A	93.0%	93.6%	93.3%
% of Patients satisfied with the time they had to wait for an appointment	2	2	N/A	90.5%	88.8%	88.9%

\* This is based on patients treated on this contract for their most recent course of treatment. Figures in italics indicate the base number of FP17s or Patient Questionnaire responses are less than 100. N/A is shown where the base number of responses is less than 10 during the period. % is calculated as Quantity/Base number\*100

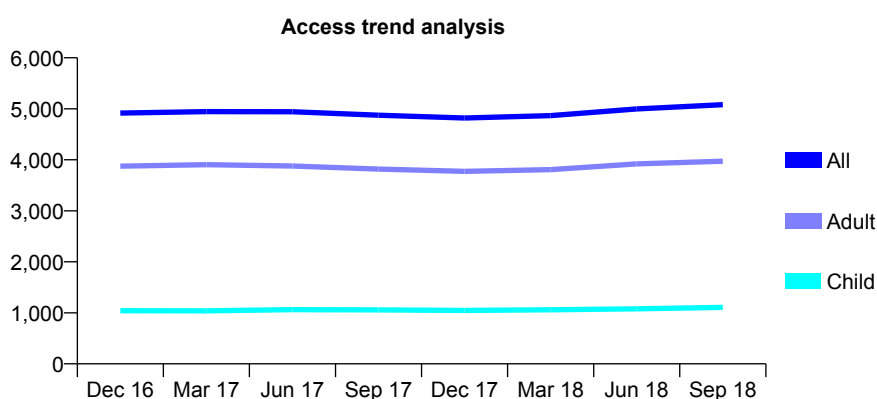
## Q65 - Vital Signs At a Glance Contract Report for 644927/0001 - September 2018

Name or company name	MR MR BRICKLEY
Contract type name	GDS Contract
Purpose of contract	General
Contract start date	01/04/2006
Contract end date	

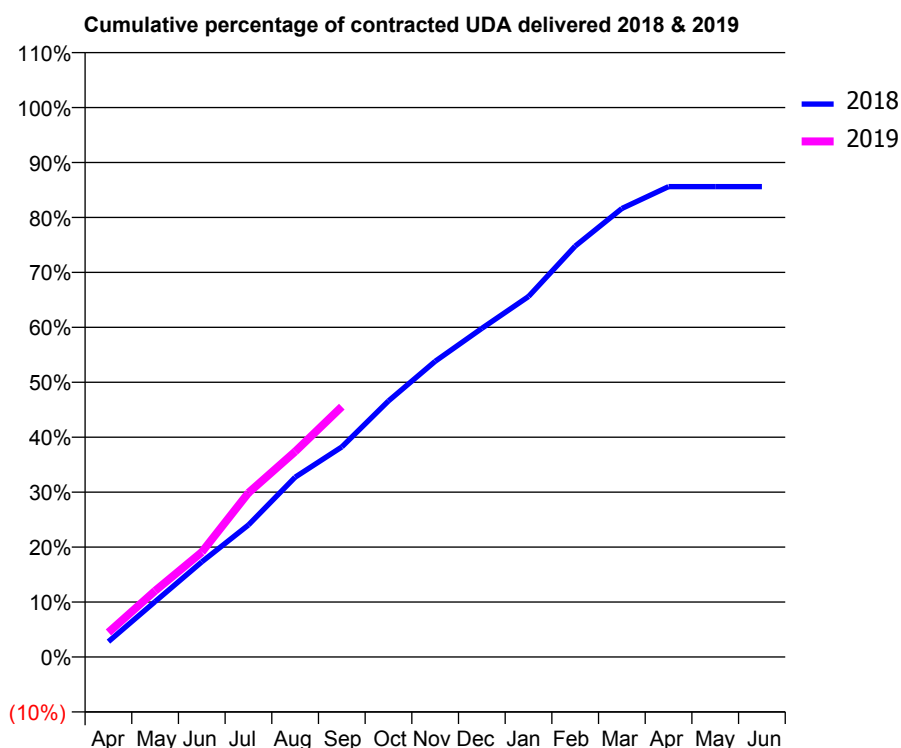
18/19 Contracted general activity (UDA)	15,500
Carry forward general activity (UDA)	0
18/19 Contracted orthodontic activity (UOA)	0
Carry forward orthodontic activity (UOA)	0
Baseline contract value	£400,219.76

### ACCESS\*

Patients seen in 24 months	Total	Change since previous quarter
Quarter ending September 2017	4,875	
Quarter ending December 2017	4,820	↓
Quarter ending March 2018	4,867	→
Quarter ending June 2018	4,998	↑
Quarter ending September 2018	5,080	→
<b>Variance since September 2017</b>	<b>4.2%</b>	<b>↑</b>



### ACTIVITY



Adjusted Scheduled Activity (UDA)		
Month	2018	2019
April	433	694
May	1,562	1,867
June	2,685	2,958
July	3,724	4,631
August	5,074	5,796
September	5,925	7,062
October	7,223	
November	8,340	
December	9,268	
January	10,170	
February	11,590	
March	12,651	
April	13,269	
May	13,269	
June	13,269	

### QUALITY

	Quantity	Base Number	Contract	AT	Region	England
% of FP17s for the same patient ID Re-attending within 3 months - Children	55	796	6.9%	9.5%	11.1%	11.6%
% of FP17s for the same patient ID Re-attending within 3 months - Adults	479	2,913	16.4%	13.7%	15.3%	15.5%
% of FP17s for the same patient ID Re-attending between 3 & 9 months - Children	389	796	48.9%	61.7%	61.1%	58.8%
% of FP17s for the same patient ID Re-attending between 3 & 9 months - Adults	1,321	2,913	45.3%	53.1%	52.3%	51.1%
% of FP17s for Band 1 Urgent Courses	312	3,422	9.1%	8.6%	9.5%	9.0%
% of FP17s Relating to Free Repair or Replacements	24	3,422	0.7%	0.8%	0.7%	0.8%
% of FP17s Relating to Continuations	71	3,422	2.1%	1.0%	0.8%	0.9%
% of Patients satisfied with the dentistry they have received	9	9	N/A	93.0%	93.6%	93.3%
% of Patients satisfied with the time they had to wait for an appointment	9	9	N/A	90.5%	88.8%	88.9%

\* This is based on patients treated on this contract for their most recent course of treatment. Figures in italics indicate the base number of FP17s or Patient Questionnaire responses are less than 100. N/A is shown where the base number of responses is less than 10 during the period. % is calculated as Quantity/Base number\*100

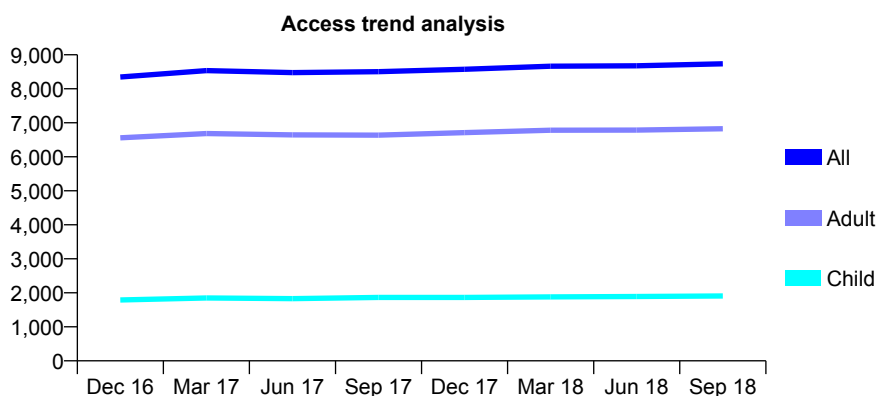
## Q65 - Vital Signs At a Glance Contract Report for 644927/0002 - September 2018

Name or company name	MR MR BRICKLEY
Contract type name	GDS Contract
Purpose of contract	General
Contract start date	01/04/2006
Contract end date	

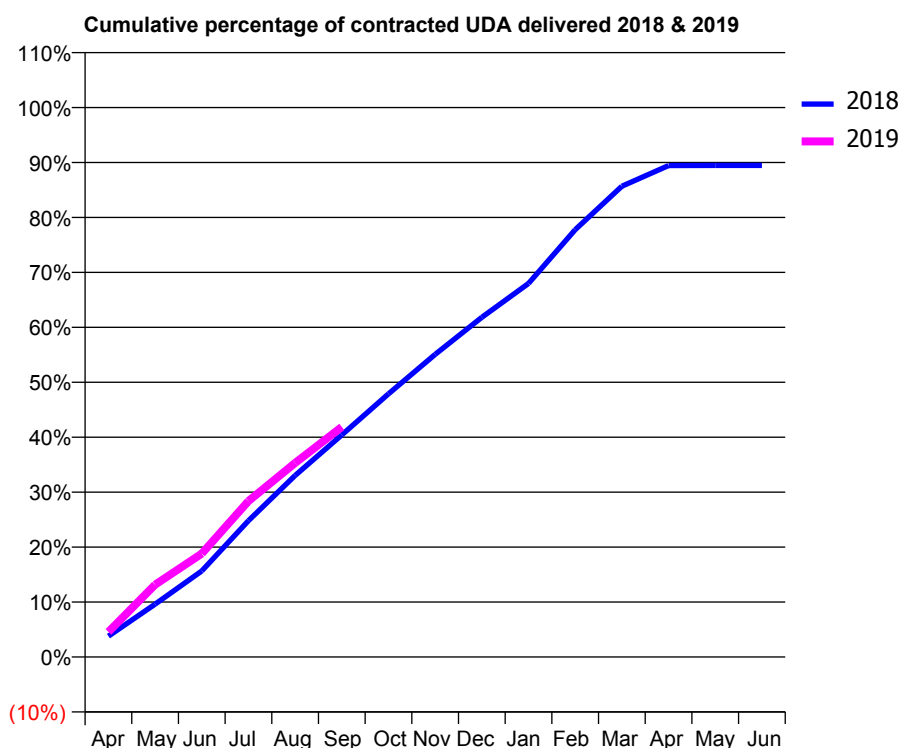
18/19 Contracted general activity (UDA)	23,942
Carry forward general activity (UDA)	0
18/19 Contracted orthodontic activity (UOA)	0
Carry forward orthodontic activity (UOA)	0
Baseline contract value	£619,063.30

### ACCESS\*

Patients seen in 24 months	Total	Change since previous quarter
Quarter ending September 2017	8,505	
Quarter ending December 2017	8,575	→
Quarter ending March 2018	8,664	→
Quarter ending June 2018	8,676	→
Quarter ending September 2018	8,734	→
<b>Variance since September 2017</b>	<b>2.7%</b>	<b>↑</b>



### ACTIVITY



Adjusted Scheduled Activity (UDA)		
Month	2018	2019
April	907	1,093
May	2,305	3,153
June	3,749	4,504
July	5,942	6,794
August	7,913	8,457
September	9,677	10,024
October	11,467	
November	13,187	
December	14,803	
January	16,279	
February	18,616	
March	20,511	
April	21,413	
May	21,418	
June	21,418	

### QUALITY

	Quantity	Base Number	Contract	AT	Region	England
% of FP17s for the same patient ID Re-attending within 3 months - Children	90	1,347	6.7%	9.5%	11.1%	11.6%
% of FP17s for the same patient ID Re-attending within 3 months - Adults	836	4,786	17.5%	13.7%	15.3%	15.5%
% of FP17s for the same patient ID Re-attending between 3 & 9 months - Children	804	1,347	59.7%	61.7%	61.1%	58.8%
% of FP17s for the same patient ID Re-attending between 3 & 9 months - Adults	2,243	4,786	46.9%	53.1%	52.3%	51.1%
% of FP17s for Band 1 Urgent Courses	731	5,600	13.1%	8.6%	9.5%	9.0%
% of FP17s Relating to Free Repair or Replacements	20	5,600	0.4%	0.8%	0.7%	0.8%
% of FP17s Relating to Continuations	92	5,600	1.6%	1.0%	0.8%	0.9%
% of Patients satisfied with the dentistry they have received	11	11	100.0%	93.0%	93.6%	93.3%
% of Patients satisfied with the time they had to wait for an appointment	11	11	100.0%	90.5%	88.8%	88.9%

\* This is based on patients treated on this contract for their most recent course of treatment. Figures in italics indicate the base number of FP17s or Patient Questionnaire responses are less than 100. N/A is shown where the base number of responses is less than 10 during the period. % is calculated as Quantity/Base number\*100

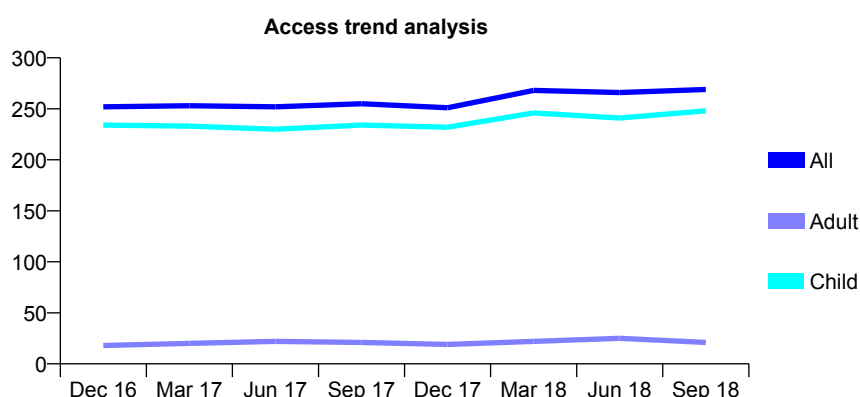
## Q65 - Vital Signs At a Glance Contract Report for 677752/0001 - September 2018

Name or company name	MR AJ SHEPHERD
Contract type name	GDS Contract
Purpose of contract	General
Contract start date	01/04/2008
Contract end date	

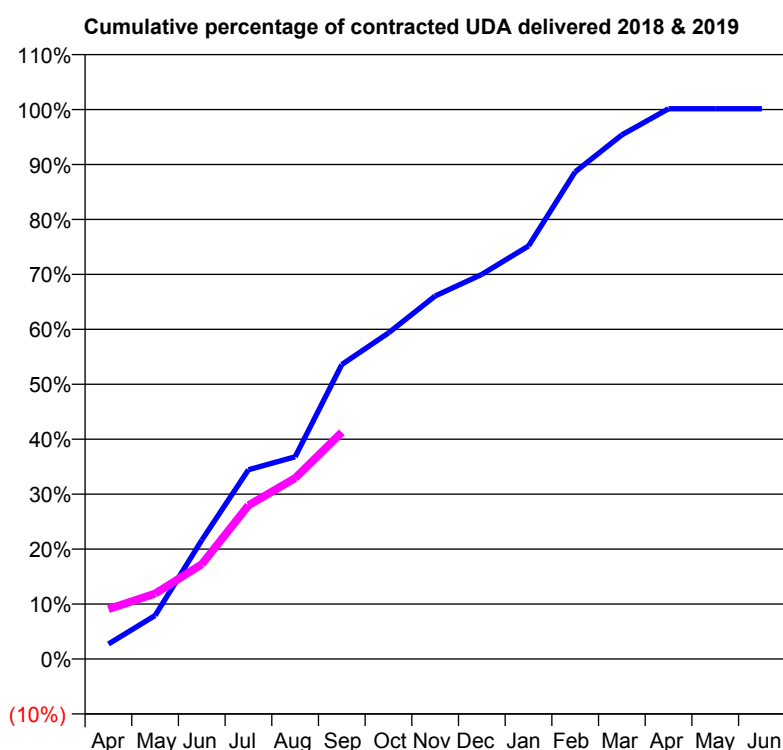
18/19 Contracted general activity (UDA)	550
Carry forward general activity (UDA)	-1
18/19 Contracted orthodontic activity (UOA)	0
Carry forward orthodontic activity (UOA)	0
Baseline contract value	£11,841.87

### ACCESS\*

Patients seen in 24 months	Total	Change since previous quarter
Quarter ending September 2017	255	
Quarter ending December 2017	251	↓
Quarter ending March 2018	268	↑
Quarter ending June 2018	266	→
Quarter ending September 2018	269	→
<b>Variance since September 2017</b>	<b>5.5%</b>	<b>↑</b>



### ACTIVITY



Adjusted Scheduled Activity (UDA)		
Month	2018	2019
April	15	50
May	44	65
June	119	95
July	189	154
August	202	181
September	295	227
October	326	
November	363	
December	385	
January	413	
February	488	
March	525	
April	551	
May	551	
June	551	

### QUALITY

	Quantity	Base Number	Contract	AT	Region	England
% of FP17s for the same patient ID Re-attending within 3 months - Children	19	176	10.8%	9.5%	11.1%	11.6%
% of FP17s for the same patient ID Re-attending within 3 months - Adults	0	0	N/A	13.7%	15.3%	15.5%
% of FP17s for the same patient ID Re-attending between 3 & 9 months - Children	80	176	45.5%	61.7%	61.1%	58.8%
% of FP17s for the same patient ID Re-attending between 3 & 9 months - Adults	0	0	N/A	53.1%	52.3%	51.1%
% of FP17s for Band 1 Urgent Courses	10	154	6.5%	8.6%	9.5%	9.0%
% of FP17s Relating to Free Repair or Replacements	0	154	0.0%	0.8%	0.7%	0.8%
% of FP17s Relating to Continuations	2	154	1.3%	1.0%	0.8%	0.9%
% of Patients satisfied with the dentistry they have received	0	0	N/A	93.0%	93.6%	93.3%
% of Patients satisfied with the time they had to wait for an appointment	0	0	N/A	90.5%	88.8%	88.9%

\* This is based on patients treated on this contract for their most recent course of treatment. Figures in italics indicate the base number of FP17s or Patient Questionnaire responses are less than 100. N/A is shown where the base number of responses is less than 10 during the period. % is calculated as Quantity/Base number\*100

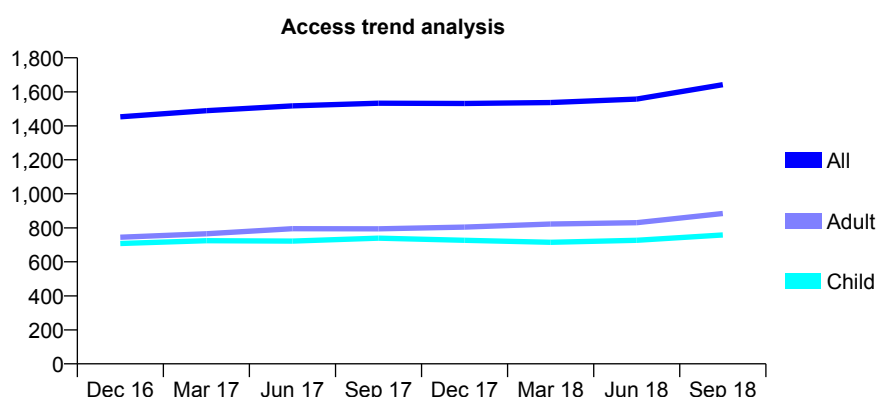
# Q65 - Vital Signs At a Glance Contract Report for 678775/0002 - September 2018

Name or company name	MR MS JAMIE
Contract type name	GDS Contract
Purpose of contract	General
Contract start date	01/04/2006
Contract end date	

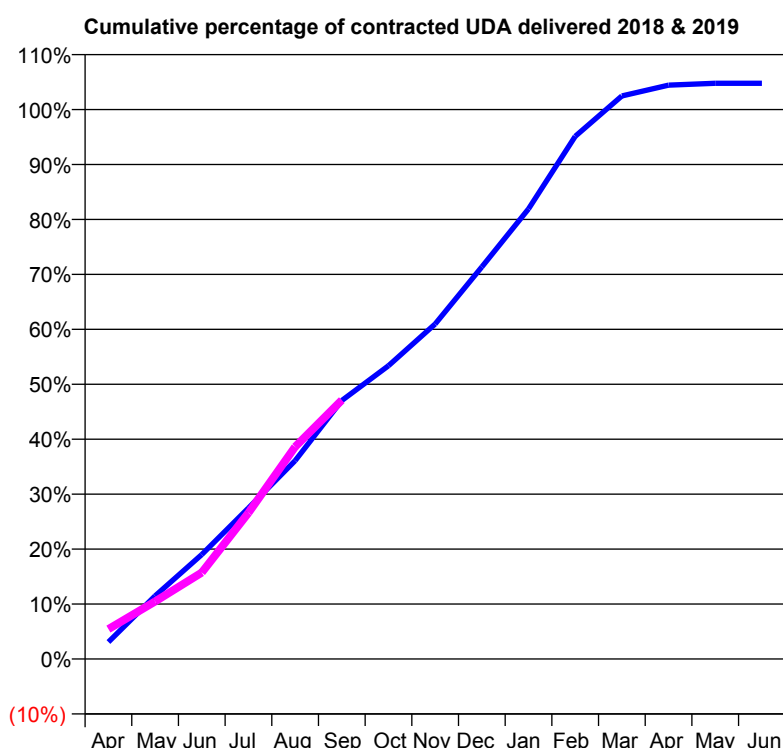
18/19 Contracted general activity (UDA)	5,438
Carry forward general activity (UDA)	-109
18/19 Contracted orthodontic activity (UOA)	0
Carry forward orthodontic activity (UOA)	0
Baseline contract value	£108,477.11

## ACCESS\*

Patients seen in 24 months	Total	Change since previous quarter
Quarter ending September 2017	1,533	
Quarter ending December 2017	1,531	→
Quarter ending March 2018	1,537	→
Quarter ending June 2018	1,557	→
Quarter ending September 2018	1,642	↑
<b>Variance since September 2017</b>	<b>7.1%</b>	<b>↑</b>



## ACTIVITY



Adjusted Scheduled Activity (UDA)		
Month	2018	2019
April	168	296
May	625	569
June	1,034	855
July	1,494	1,447
August	1,962	2,100
September	2,559	2,563
October	2,902	
November	3,316	
December	3,881	
January	4,454	
February	5,172	
March	5,573	
April	5,679	
May	5,698	
June	5,698	

## QUALITY

	Quantity	Base Number	Contract	AT	Region	England
% of FP17s for the same patient ID Re-attending within 3 months - Children	42	550	7.6%	9.5%	11.1%	11.6%
% of FP17s for the same patient ID Re-attending within 3 months - Adults	105	547	19.2%	13.7%	15.3%	15.5%
% of FP17s for the same patient ID Re-attending between 3 & 9 months - Children	271	550	49.3%	61.7%	61.1%	58.8%
% of FP17s for the same patient ID Re-attending between 3 & 9 months - Adults	235	547	43.0%	53.1%	52.3%	51.1%
% of FP17s for Band 1 Urgent Courses	89	1,056	8.4%	8.6%	9.5%	9.0%
% of FP17s Relating to Free Repair or Replacements	1	1,056	0.1%	0.8%	0.7%	0.8%
% of FP17s Relating to Continuations	31	1,056	2.9%	1.0%	0.8%	0.9%
% of Patients satisfied with the dentistry they have received	3	3	N/A	93.0%	93.6%	93.3%
% of Patients satisfied with the time they had to wait for an appointment	3	3	N/A	90.5%	88.8%	88.9%

\* This is based on patients treated on this contract for their most recent course of treatment. Figures in italics indicate the base number of FP17s or Patient Questionnaire responses are less than 100. N/A is shown where the base number of responses is less than 10 during the period. % is calculated as Quantity/Base number\*100

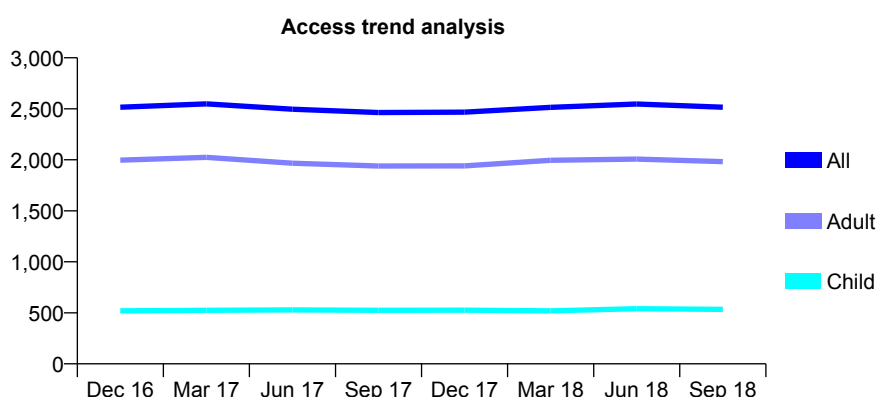
## Q65 - Vital Signs At a Glance Contract Report for 679704/0001 - September 2018

Name or company name	MR N ZARGARIAN
Contract type name	GDS Contract
Purpose of contract	General
Contract start date	01/04/2006
Contract end date	

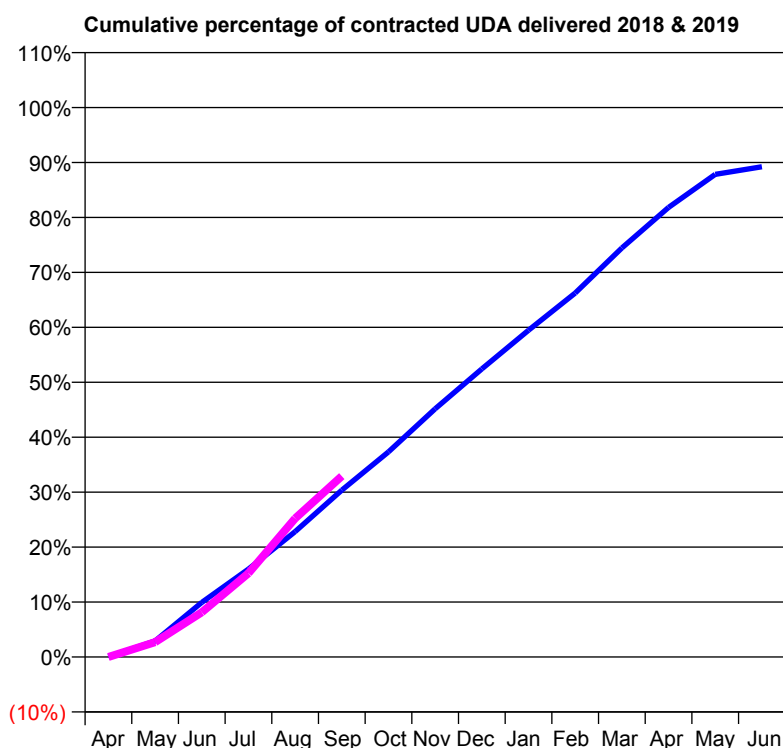
18/19 Contracted general activity (UDA)	8,819
Carry forward general activity (UDA)	0
18/19 Contracted orthodontic activity (UOA)	0
Carry forward orthodontic activity (UOA)	0
Baseline contract value	£205,718.49

### ACCESS\*

Patients seen in 24 months	Total	Change since previous quarter
Quarter ending September 2017	2,464	
Quarter ending December 2017	2,467	→
Quarter ending March 2018	2,515	→
Quarter ending June 2018	2,547	→
Quarter ending September 2018	2,516	↓
<b>Variance since September 2017</b>	<b>2.1%</b>	<b>↑</b>



### ACTIVITY



Adjusted Scheduled Activity (UDA)		
Month	2018	2019
April	0	0
May	258	238
June	876	718
July	1,412	1,345
August	2,013	2,225
September	2,678	2,904
October	3,293	
November	3,983	
December	4,623	
January	5,244	
February	5,841	
March	6,564	
April	7,216	
May	7,746	
June	7,869	

### QUALITY

	Quantity	Base Number	Contract	AT	Region	England
% of FP17s for the same patient ID Re-attending within 3 months - Children	32	449	7.1%	9.5%	11.1%	11.6%
% of FP17s for the same patient ID Re-attending within 3 months - Adults	246	1,665	14.8%	13.7%	15.3%	15.5%
% of FP17s for the same patient ID Re-attending between 3 & 9 months - Children	276	449	61.5%	61.7%	61.1%	58.8%
% of FP17s for the same patient ID Re-attending between 3 & 9 months - Adults	992	1,665	59.6%	53.1%	52.3%	51.1%
% of FP17s for Band 1 Urgent Courses	114	1,576	7.2%	8.6%	9.5%	9.0%
% of FP17s Relating to Free Repair or Replacements	3	1,576	0.2%	0.8%	0.7%	0.8%
% of FP17s Relating to Continuations	38	1,576	2.4%	1.0%	0.8%	0.9%
% of Patients satisfied with the dentistry they have received	1	1	N/A	93.0%	93.6%	93.3%
% of Patients satisfied with the time they had to wait for an appointment	1	1	N/A	90.5%	88.8%	88.9%

\* This is based on patients treated on this contract for their most recent course of treatment. Figures in italics indicate the base number of FP17s or Patient Questionnaire responses are less than 100. N/A is shown where the base number of responses is less than 10 during the period. % is calculated as Quantity/Base number\*100

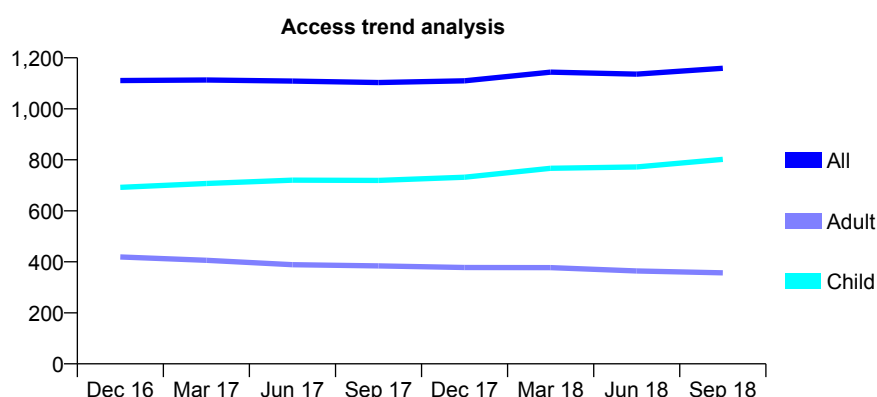
# Q65 - Vital Signs At a Glance Contract Report for 682179/0001 - September 2018

Name or company name	MR T RAZAVI
Contract type name	GDS Contract
Purpose of contract	General
Contract start date	09/05/2014
Contract end date	

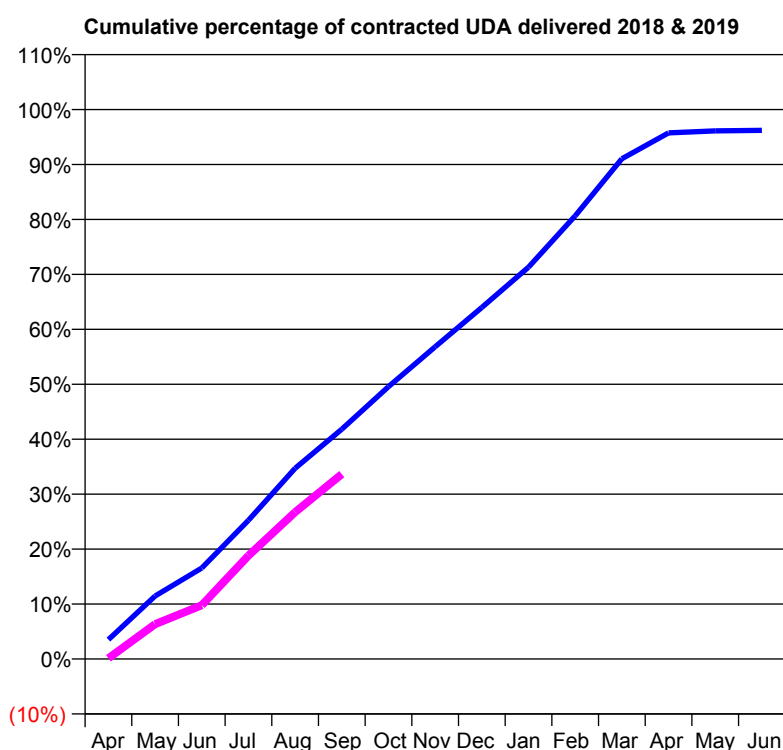
18/19 Contracted general activity (UDA)	3,300
Carry forward general activity (UDA)	125
18/19 Contracted orthodontic activity (UOA)	0
Carry forward orthodontic activity (UOA)	0
Baseline contract value	£72,225.64

## ACCESS\*

Patients seen in 24 months	Total	Change since previous quarter
Quarter ending September 2017	1,103	
Quarter ending December 2017	1,110	→
Quarter ending March 2018	1,144	↑
Quarter ending June 2018	1,136	→
Quarter ending September 2018	1,159	↑
<b>Variance since September 2017</b>	<b>5.1%</b>	<b>↑</b>



## ACTIVITY



Adjusted Scheduled Activity (UDA)		
Month	2018	2019
April	116	5
May	378	210
June	547	323
July	833	621
August	1,146	882
September	1,380	1,111
October	1,635	
November	1,875	
December	2,111	
January	2,353	
February	2,661	
March	3,004	
April	3,160	
May	3,172	
June	3,175	

## QUALITY

	Quantity	Base Number	Contract	AT	Region	England
% of FP17s for the same patient ID Re-attending within 3 months - Children	59	673	8.8%	9.5%	11.1%	11.6%
% of FP17s for the same patient ID Re-attending within 3 months - Adults	19	209	9.1%	13.7%	15.3%	15.5%
% of FP17s for the same patient ID Re-attending between 3 & 9 months - Children	452	673	67.2%	61.7%	61.1%	58.8%
% of FP17s for the same patient ID Re-attending between 3 & 9 months - Adults	146	209	69.9%	53.1%	52.3%	51.1%
% of FP17s for Band 1 Urgent Courses	43	799	5.4%	8.6%	9.5%	9.0%
% of FP17s Relating to Free Repair or Replacements	0	799	0.0%	0.8%	0.7%	0.8%
% of FP17s Relating to Continuations	0	799	0.0%	1.0%	0.8%	0.9%
% of Patients satisfied with the dentistry they have received	1	1	N/A	93.0%	93.6%	93.3%
% of Patients satisfied with the time they had to wait for an appointment	1	1	N/A	90.5%	88.8%	88.9%

\* This is based on patients treated on this contract for their most recent course of treatment. Figures in italics indicate the base number of FP17s or Patient Questionnaire responses are less than 100. N/A is shown where the base number of responses is less than 10 during the period. % is calculated as Quantity/Base number\*100



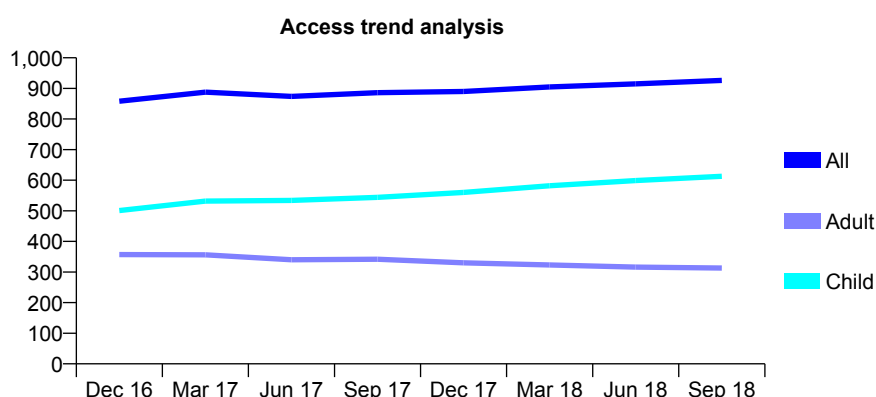
# Q65 - Vital Signs At a Glance Contract Report for 715883/0001 - September 2018

Name or company name	MR CP OWEN-ROBERTS
Contract type name	GDS Contract
Purpose of contract	General
Contract start date	01/08/2013
Contract end date	

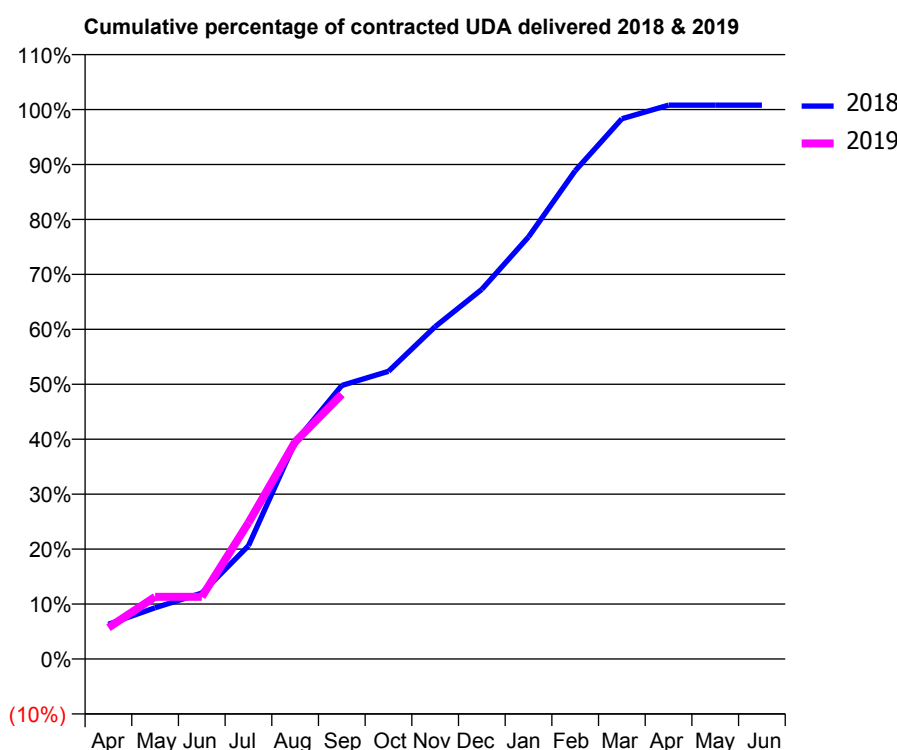
18/19 Contracted general activity (UDA)	2,709
Carry forward general activity (UDA)	-21
18/19 Contracted orthodontic activity (UOA)	0
Carry forward orthodontic activity (UOA)	0
Baseline contract value	£82,362.78

## ACCESS\*

Patients seen in 24 months	Total	Change since previous quarter
Quarter ending September 2017	886	
Quarter ending December 2017	890	→
Quarter ending March 2018	905	→
Quarter ending June 2018	915	→
Quarter ending September 2018	926	→
Variance since September 2017	4.5%	↑



## ACTIVITY



Adjusted Scheduled Activity (UDA)		
Month	2018	2019
April	171	155
May	253	307
June	325	307
July	558	672
August	1,069	1,071
September	1,348	1,305
October	1,418	
November	1,638	
December	1,823	
January	2,081	
February	2,407	
March	2,664	
April	2,730	
May	2,730	
June	2,730	

## QUALITY

	Quantity	Base Number	Contract	AT	Region	England
% of FP17s for the same patient ID Re-attending within 3 months - Children	28	490	5.7%	9.5%	11.1%	11.6%
% of FP17s for the same patient ID Re-attending within 3 months - Adults	39	217	18.0%	13.7%	15.3%	15.5%
% of FP17s for the same patient ID Re-attending between 3 & 9 months - Children	307	490	62.7%	61.7%	61.1%	58.8%
% of FP17s for the same patient ID Re-attending between 3 & 9 months - Adults	124	217	57.1%	53.1%	52.3%	51.1%
% of FP17s for Band 1 Urgent Courses	38	672	5.7%	8.6%	9.5%	9.0%
% of FP17s Relating to Free Repair or Replacements	0	672	0.0%	0.8%	0.7%	0.8%
% of FP17s Relating to Continuations	1	672	0.1%	1.0%	0.8%	0.9%
% of Patients satisfied with the dentistry they have received	0	0	N/A	93.0%	93.6%	93.3%
% of Patients satisfied with the time they had to wait for an appointment	0	0	N/A	90.5%	88.8%	88.9%

\* This is based on patients treated on this contract for their most recent course of treatment. Figures in italics indicate the base number of FP17s or Patient Questionnaire responses are less than 100. N/A is shown where the base number of responses is less than 10 during the period. % is calculated as Quantity/Base number\*100

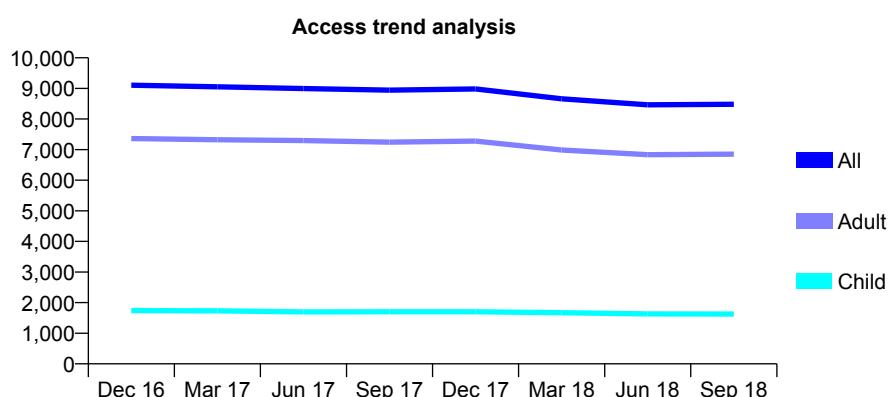
# Q65 - Vital Signs At a Glance Contract Report for 760285/0001 - September 2018

Name or company name	MR PS WILTSHIRE
Contract type name	GDS Contract
Purpose of contract	General
Contract start date	01/04/2006
Contract end date	

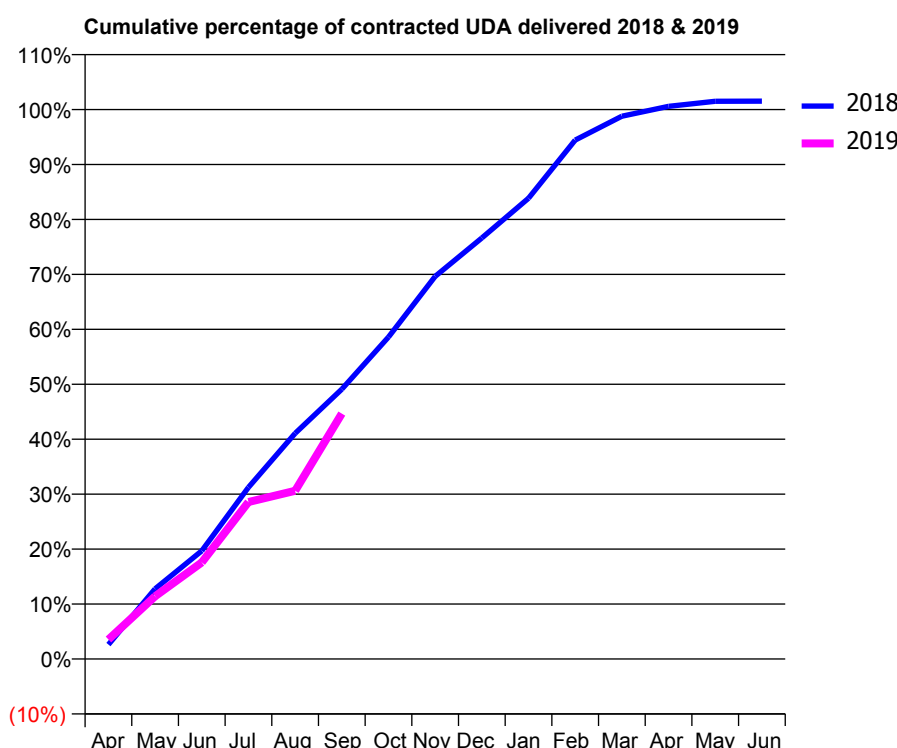
18/19 Contracted general activity (UDA)	24,932
Carry forward general activity (UDA)	-378
18/19 Contracted orthodontic activity (UOA)	0
Carry forward orthodontic activity (UOA)	0
Baseline contract value	£520,407.29

## ACCESS\*

Patients seen in 24 months	Total	Change since previous quarter
Quarter ending September 2017	8,944	
Quarter ending December 2017	8,982	→
Quarter ending March 2018	8,661	↓
Quarter ending June 2018	8,465	↓
Quarter ending September 2018	8,480	→
<b>Variance since September 2017</b>	<b>(5.2%)</b>	<b>↓</b>



## ACTIVITY



Adjusted Scheduled Activity (UDA)		
Month	2018	2019
April	656	889
May	3,188	2,845
June	4,912	4,383
July	7,789	7,123
August	10,241	7,633
September	12,241	11,133
October	14,610	
November	17,364	
December	19,106	
January	20,905	
February	23,545	
March	24,630	
April	25,076	
May	25,303	
June	25,310	

## QUALITY

	Quantity	Base Number	Contract	AT	Region	England
% of FP17s for the same patient ID Re-attending within 3 months - Children	50	1,033	4.8%	9.5%	11.1%	11.6%
% of FP17s for the same patient ID Re-attending within 3 months - Adults	400	4,421	9.0%	13.7%	15.3%	15.5%
% of FP17s for the same patient ID Re-attending between 3 & 9 months - Children	609	1,033	59.0%	61.7%	61.1%	58.8%
% of FP17s for the same patient ID Re-attending between 3 & 9 months - Adults	2,554	4,421	57.8%	53.1%	52.3%	51.1%
% of FP17s for Band 1 Urgent Courses	275	5,116	5.4%	8.6%	9.5%	9.0%
% of FP17s Relating to Free Repair or Replacements	52	5,116	1.0%	0.8%	0.7%	0.8%
% of FP17s Relating to Continuations	17	5,116	0.3%	1.0%	0.8%	0.9%
% of Patients satisfied with the dentistry they have received	17	20	85.0%	93.0%	93.6%	93.3%
% of Patients satisfied with the time they had to wait for an appointment	17	20	85.0%	90.5%	88.8%	88.9%

\* This is based on patients treated on this contract for their most recent course of treatment. Figures in italics indicate the base number of FP17s or Patient Questionnaire responses are less than 100. N/A is shown where the base number of responses is less than 10 during the period. % is calculated as Quantity/Base number\*100

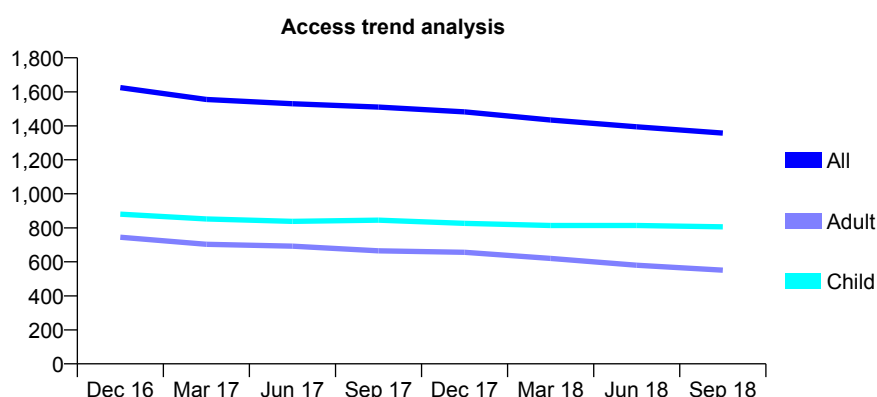
# Q65 - Vital Signs At a Glance Contract Report for 762903/0001 - September 2018

Name or company name	MR CR BRANN
Contract type name	GDS Contract
Purpose of contract	General
Contract start date	01/02/2007
Contract end date	

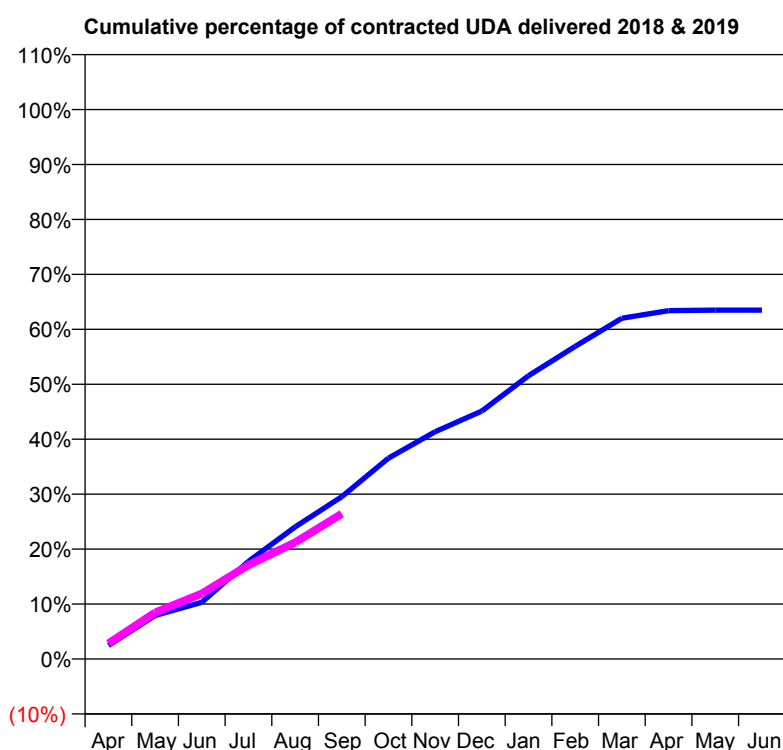
18/19 Contracted general activity (UDA)	5,865
Carry forward general activity (UDA)	0
18/19 Contracted orthodontic activity (UOA)	0
Carry forward orthodontic activity (UOA)	0
Baseline contract value	£131,848.43

## ACCESS\*

Patients seen in 24 months	Total	Change since previous quarter
Quarter ending September 2017	1,510	
Quarter ending December 2017	1,482	↓
Quarter ending March 2018	1,434	↓
Quarter ending June 2018	1,394	↓
Quarter ending September 2018	1,357	↓
<b>Variance since September 2017</b>	<b>(10.1%)</b>	<b>↓</b>



## ACTIVITY



Adjusted Scheduled Activity (UDA)		
Month	2018	2019
April	144	166
May	464	496
June	605	698
July	1,043	1,002
August	1,410	1,244
September	1,733	1,551
October	2,144	
November	2,426	
December	2,647	
January	3,023	
February	3,337	
March	3,638	
April	3,718	
May	3,725	
June	3,725	

## QUALITY

	Quantity	Base Number	Contract	AT	Region	England
% of FP17s for the same patient ID Re-attending within 3 months - Children	49	731	6.7%	9.5%	11.1%	11.6%
% of FP17s for the same patient ID Re-attending within 3 months - Adults	51	305	16.7%	13.7%	15.3%	15.5%
% of FP17s for the same patient ID Re-attending between 3 & 9 months - Children	537	731	73.5%	61.7%	61.1%	58.8%
% of FP17s for the same patient ID Re-attending between 3 & 9 months - Adults	200	305	65.6%	53.1%	52.3%	51.1%
% of FP17s for Band 1 Urgent Courses	46	981	4.7%	8.6%	9.5%	9.0%
% of FP17s Relating to Free Repair or Replacements	0	981	0.0%	0.8%	0.7%	0.8%
% of FP17s Relating to Continuations	0	981	0.0%	1.0%	0.8%	0.9%
% of Patients satisfied with the dentistry they have received	6	6	N/A	93.0%	93.6%	93.3%
% of Patients satisfied with the time they had to wait for an appointment	6	6	N/A	90.5%	88.8%	88.9%

\* This is based on patients treated on this contract for their most recent course of treatment. Figures in italics indicate the base number of FP17s or Patient Questionnaire responses are less than 100. N/A is shown where the base number of responses is less than 10 during the period. % is calculated as Quantity/Base number\*100

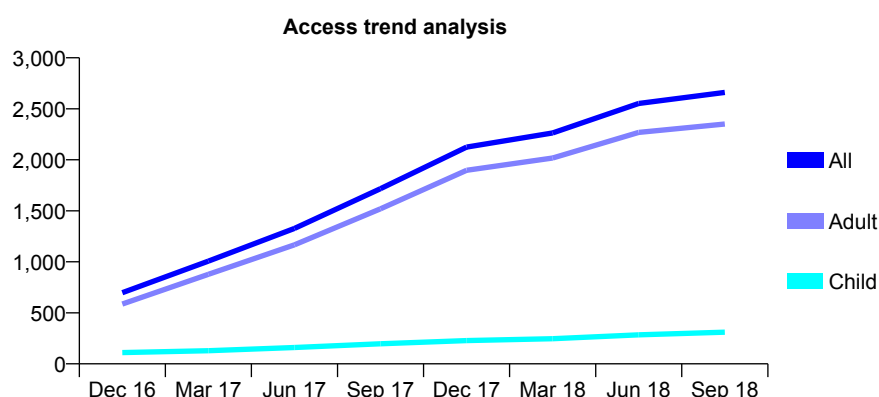
# Q65 - Vital Signs At a Glance Contract Report for 765864/0001 - September 2018

Name or company name	Mr T Razavi
Contract type name	GDS Contract
Purpose of contract	General
Contract start date	01/04/2006
Contract end date	

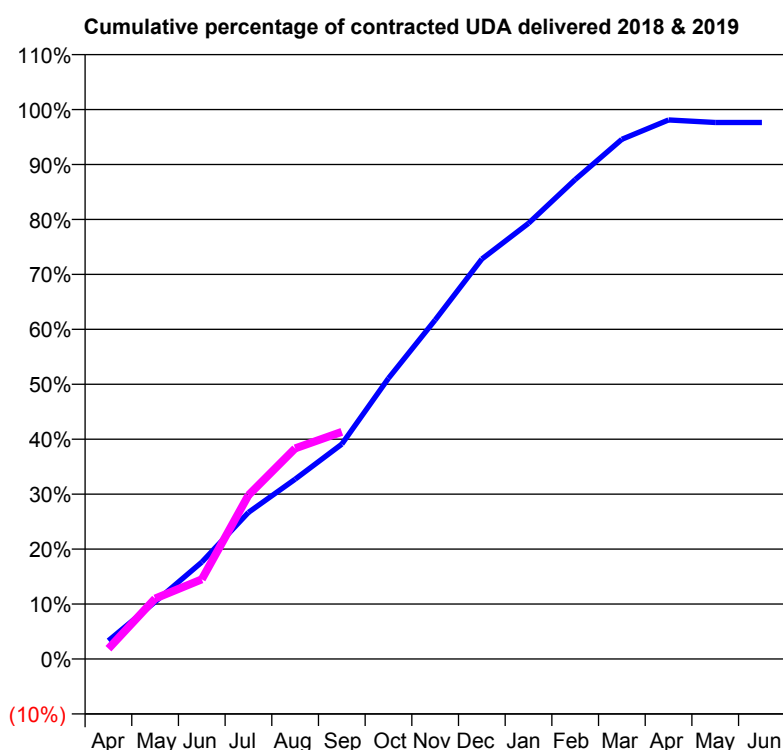
18/19 Contracted general activity (UDA)	5,998
Carry forward general activity (UDA)	142
18/19 Contracted orthodontic activity (UOA)	0
Carry forward orthodontic activity (UOA)	0
Baseline contract value	£168,578.67

## ACCESS\*

Patients seen in 24 months	Total	Change since previous quarter
Quarter ending September 2017	1,717	
Quarter ending December 2017	2,125	↑
Quarter ending March 2018	2,264	↑
Quarter ending June 2018	2,552	↑
Quarter ending September 2018	2,661	↑
<b>Variance since September 2017</b>	<b>55.0%</b>	<b>↑</b>



## ACTIVITY



Adjusted Scheduled Activity (UDA)		
Month	2018	2019
April	200	113
May	624	661
June	1,057	870
July	1,601	1,789
August	1,963	2,299
September	2,346	2,480
October	3,065	
November	3,700	
December	4,366	
January	4,756	
February	5,234	
March	5,673	
April	5,883	
May	5,856	
June	5,856	

## QUALITY

	Quantity	Base Number	Contract	AT	Region	England
% of FP17s for the same patient ID Re-attending within 3 months - Children	15	238	6.3%	9.5%	11.1%	11.6%
% of FP17s for the same patient ID Re-attending within 3 months - Adults	189	1,143	16.5%	13.7%	15.3%	15.5%
% of FP17s for the same patient ID Re-attending between 3 & 9 months - Children	103	238	43.3%	61.7%	61.1%	58.8%
% of FP17s for the same patient ID Re-attending between 3 & 9 months - Adults	392	1,143	34.3%	53.1%	52.3%	51.1%
% of FP17s for Band 1 Urgent Courses	183	1,293	14.2%	8.6%	9.5%	9.0%
% of FP17s Relating to Free Repair or Replacements	15	1,293	1.2%	0.8%	0.7%	0.8%
% of FP17s Relating to Continuations	5	1,293	0.4%	1.0%	0.8%	0.9%
% of Patients satisfied with the dentistry they have received	2	2	N/A	93.0%	93.6%	93.3%
% of Patients satisfied with the time they had to wait for an appointment	2	2	N/A	90.5%	88.8%	88.9%

\* This is based on patients treated on this contract for their most recent course of treatment. Figures in italics indicate the base number of FP17s or Patient Questionnaire responses are less than 100. N/A is shown where the base number of responses is less than 10 during the period. % is calculated as Quantity/Base number\*100

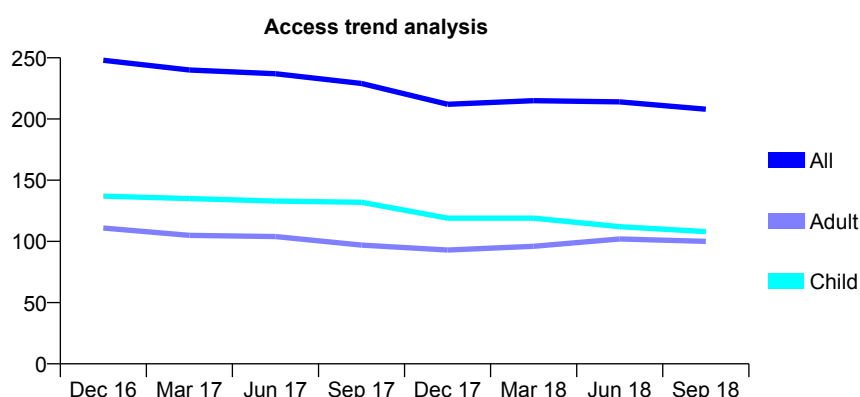
# Q65 - Vital Signs At a Glance Contract Report for 770574/0001 - September 2018

Name or company name	MR MJ OVERTON-FOX
Contract type name	GDS Contract
Purpose of contract	General
Contract start date	01/04/2006
Contract end date	

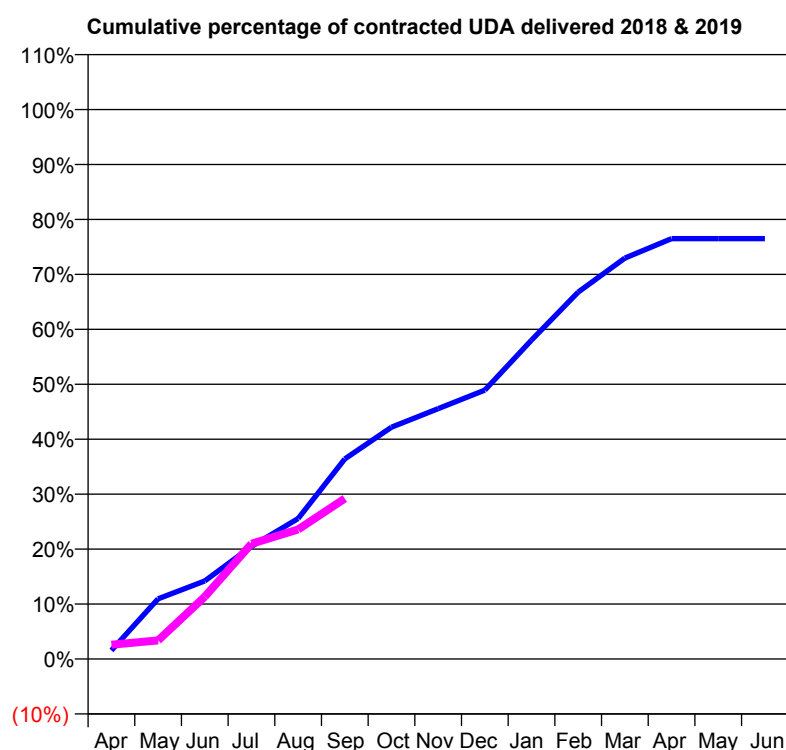
18/19 Contracted general activity (UDA)	770
Carry forward general activity (UDA)	0
18/19 Contracted orthodontic activity (UOA)	0
Carry forward orthodontic activity (UOA)	0
Baseline contract value	£17,648.45

## ACCESS\*

Patients seen in 24 months	Total	Change since previous quarter
Quarter ending September 2017	229	
Quarter ending December 2017	212	↓
Quarter ending March 2018	215	→
Quarter ending June 2018	214	→
Quarter ending September 2018	208	↓
<b>Variance since September 2017</b>	<b>(9.2%)</b>	<b>↓</b>



## ACTIVITY



Adjusted Scheduled Activity (UDA)		
Month	2018	2019
April	12	20
May	84	26
June	109	87
July	158	162
August	197	182
September	280	225
October	325	
November	351	
December	377	
January	447	
February	514	
March	562	
April	589	
May	589	
June	589	

## QUALITY

	Quantity	Base Number	Contract	AT	Region	England
% of FP17s for the same patient ID Re-attending within 3 months - Children	3	71	4.2%	9.5%	11.1%	11.6%
% of FP17s for the same patient ID Re-attending within 3 months - Adults	11	54	20.4%	13.7%	15.3%	15.5%
% of FP17s for the same patient ID Re-attending between 3 & 9 months - Children	48	71	67.6%	61.7%	61.1%	58.8%
% of FP17s for the same patient ID Re-attending between 3 & 9 months - Adults	26	54	48.1%	53.1%	52.3%	51.1%
% of FP17s for Band 1 Urgent Courses	4	113	3.5%	8.6%	9.5%	9.0%
% of FP17s Relating to Free Repair or Replacements	0	113	0.0%	0.8%	0.7%	0.8%
% of FP17s Relating to Continuations	0	113	0.0%	1.0%	0.8%	0.9%
% of Patients satisfied with the dentistry they have received	0	1	N/A	93.0%	93.6%	93.3%
% of Patients satisfied with the time they had to wait for an appointment	1	1	N/A	90.5%	88.8%	88.9%

\* This is based on patients treated on this contract for their most recent course of treatment. Figures in italics indicate the base number of FP17s or Patient Questionnaire responses are less than 100. N/A is shown where the base number of responses is less than 10 during the period. % is calculated as Quantity/Base number\*100

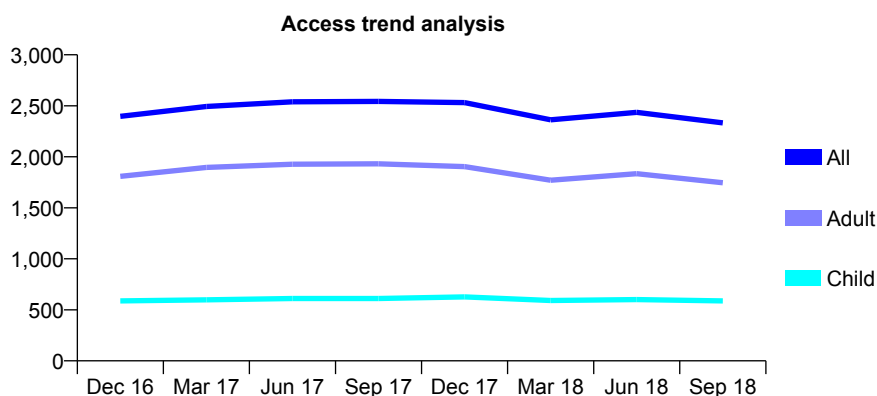
## Q65 - Vital Signs At a Glance Contract Report for 787442/0001 - September 2018

Name or company name	Millenium Dental Care
Contract type name	GDS Contract
Purpose of contract	General
Contract start date	01/04/2006
Contract end date	

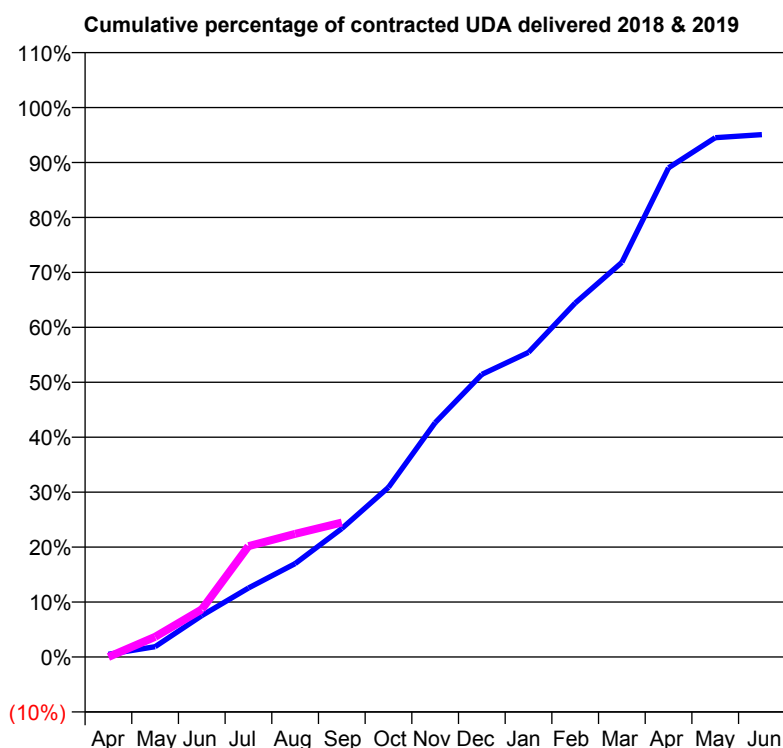
18/19 Contracted general activity (UDA)	5,997
Carry forward general activity (UDA)	0
18/19 Contracted orthodontic activity (UOA)	0
Carry forward orthodontic activity (UOA)	0
Baseline contract value	£143,327.09

### ACCESS\*

Patients seen in 24 months	Total	Change since previous quarter
Quarter ending September 2017	2,543	
Quarter ending December 2017	2,531	→
Quarter ending March 2018	2,363	↓
Quarter ending June 2018	2,436	↑
Quarter ending September 2018	2,333	↓
<b>Variance since September 2017</b>	<b>(8.3%)</b>	<b>↓</b>



### ACTIVITY



Adjusted Scheduled Activity (UDA)		
Month	2018	2019
April	30	1
May	112	220
June	452	520
July	753	1,210
August	1,020	1,344
September	1,402	1,467
October	1,852	
November	2,558	
December	3,084	
January	3,324	
February	3,862	
March	4,306	
April	5,339	
May	5,668	
June	5,701	

### QUALITY

	Quantity	Base Number	Contract	AT	Region	England
% of FP17s for the same patient ID Re-attending within 3 months - Children	21	272	7.7%	9.5%	11.1%	11.6%
% of FP17s for the same patient ID Re-attending within 3 months - Adults	67	798	8.4%	13.7%	15.3%	15.5%
% of FP17s for the same patient ID Re-attending between 3 & 9 months - Children	123	272	45.2%	61.7%	61.1%	58.8%
% of FP17s for the same patient ID Re-attending between 3 & 9 months - Adults	338	798	42.4%	53.1%	52.3%	51.1%
% of FP17s for Band 1 Urgent Courses	50	517	9.7%	8.6%	9.5%	9.0%
% of FP17s Relating to Free Repair or Replacements	0	517	0.0%	0.8%	0.7%	0.8%
% of FP17s Relating to Continuations	4	517	0.8%	1.0%	0.8%	0.9%
% of Patients satisfied with the dentistry they have received	5	6	N/A	93.0%	93.6%	93.3%
% of Patients satisfied with the time they had to wait for an appointment	5	6	N/A	90.5%	88.8%	88.9%

\* This is based on patients treated on this contract for their most recent course of treatment. Figures in italics indicate the base number of FP17s or Patient Questionnaire responses are less than 100. N/A is shown where the base number of responses is less than 10 during the period. % is calculated as Quantity/Base number\*100

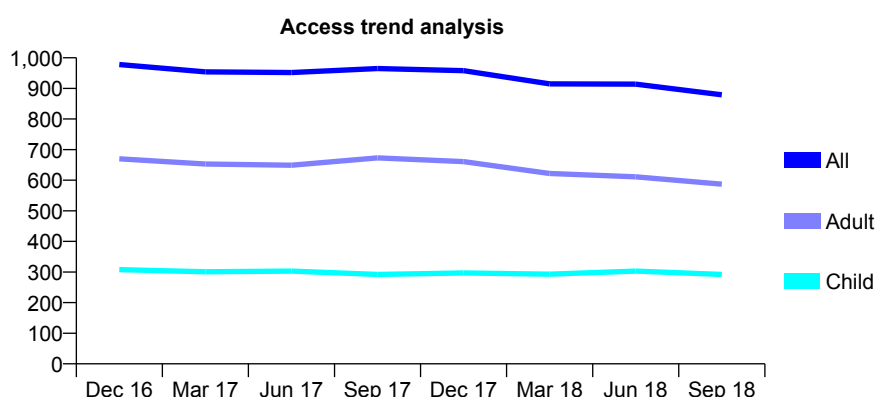
# Q65 - Vital Signs At a Glance Contract Report for 804703/0001 - September 2018

Name or company name	MR LM COSTELLO
Contract type name	GDS Contract
Purpose of contract	General
Contract start date	01/04/2006
Contract end date	

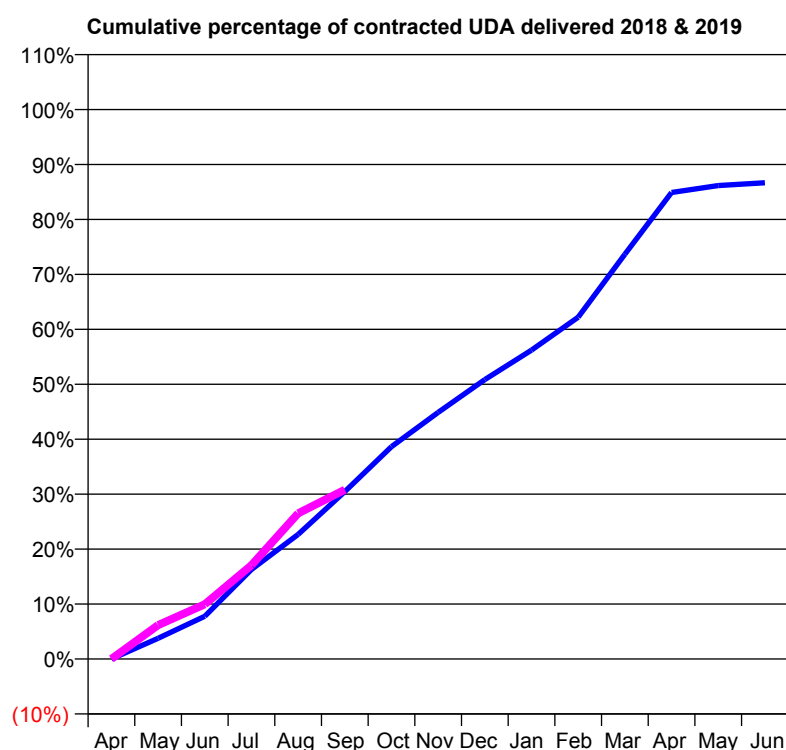
18/19 Contracted general activity (UDA)	2,817
Carry forward general activity (UDA)	0
18/19 Contracted orthodontic activity (UOA)	0
Carry forward orthodontic activity (UOA)	0
Baseline contract value	£70,590.41

## ACCESS\*

Patients seen in 24 months	Total	Change since previous quarter
Quarter ending September 2017	965	
Quarter ending December 2017	958	→
Quarter ending March 2018	915	↓
Quarter ending June 2018	914	→
Quarter ending September 2018	879	↓
<b>Variance since September 2017</b>	<b>(8.9%)</b>	<b>↓</b>



## ACTIVITY



Adjusted Scheduled Activity (UDA)		
Month	2018	2019
April	0	0
May	106	174
June	219	280
July	459	481
August	639	747
September	859	868
October	1,089	
November	1,264	
December	1,432	
January	1,584	
February	1,752	
March	2,075	
April	2,392	
May	2,427	
June	2,442	

## QUALITY

	Quantity	Base Number	Contract	AT	Region	England
% of FP17s for the same patient ID Re-attending within 3 months - Children	10	201	5.0%	9.5%	11.1%	11.6%
% of FP17s for the same patient ID Re-attending within 3 months - Adults	43	335	12.8%	13.7%	15.3%	15.5%
% of FP17s for the same patient ID Re-attending between 3 & 9 months - Children	125	201	62.2%	61.7%	61.1%	58.8%
% of FP17s for the same patient ID Re-attending between 3 & 9 months - Adults	175	335	52.2%	53.1%	52.3%	51.1%
% of FP17s for Band 1 Urgent Courses	30	420	7.1%	8.6%	9.5%	9.0%
% of FP17s Relating to Free Repair or Replacements	0	420	0.0%	0.8%	0.7%	0.8%
% of FP17s Relating to Continuations	0	420	0.0%	1.0%	0.8%	0.9%
% of Patients satisfied with the dentistry they have received	0	0	N/A	93.0%	93.6%	93.3%
% of Patients satisfied with the time they had to wait for an appointment	0	0	N/A	90.5%	88.8%	88.9%

\* This is based on patients treated on this contract for their most recent course of treatment. Figures in italics indicate the base number of FP17s or Patient Questionnaire responses are less than 100. N/A is shown where the base number of responses is less than 10 during the period. % is calculated as Quantity/Base number\*100



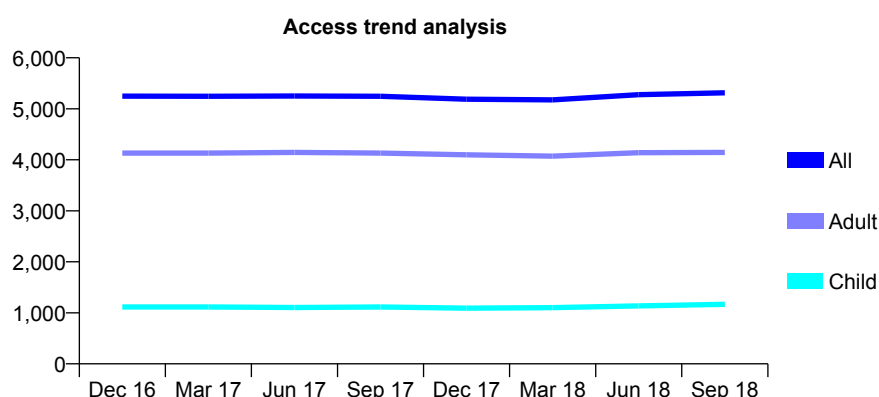
# Q65 - Vital Signs At a Glance Contract Report for 807982/0001 - September 2018

Name or company name	MR MA WILCOX
Contract type name	GDS Contract
Purpose of contract	General
Contract start date	01/04/2006
Contract end date	

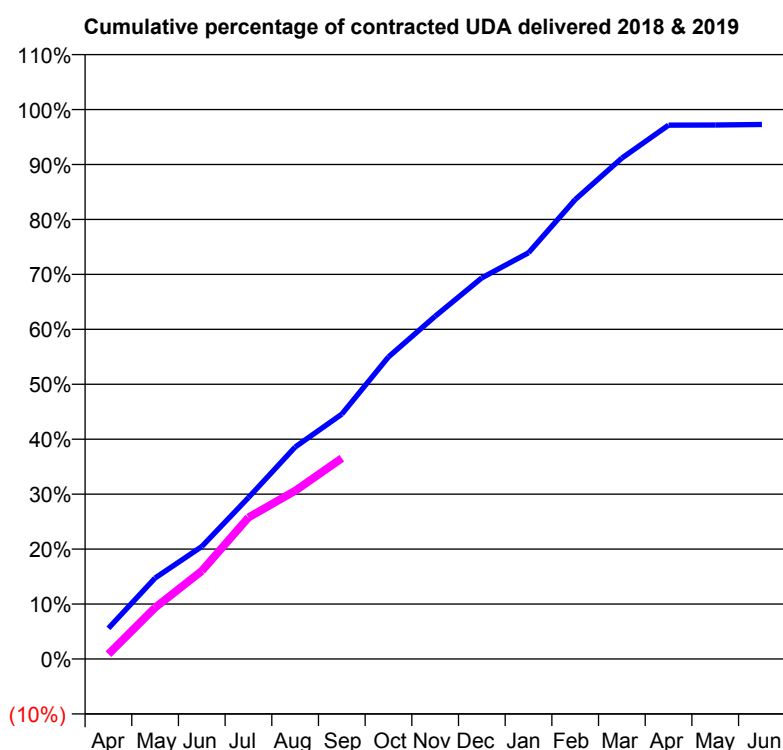
18/19 Contracted general activity (UDA)	15,918
Carry forward general activity (UDA)	435
18/19 Contracted orthodontic activity (UOA)	0
Carry forward orthodontic activity (UOA)	0
Baseline contract value	£365,499.56

## ACCESS\*

Patients seen in 24 months	Total	Change since previous quarter
Quarter ending September 2017	5,246	
Quarter ending December 2017	5,189	↓
Quarter ending March 2018	5,175	→
Quarter ending June 2018	5,278	→
Quarter ending September 2018	5,313	→
<b>Variance since September 2017</b>	<b>1.3%</b>	<b>→</b>



## ACTIVITY



Adjusted Scheduled Activity (UDA)		
Month	2018	2019
April	892	142
May	2,348	1,491
June	3,259	2,553
July	4,676	4,101
August	6,139	4,873
September	7,095	5,816
October	8,751	
November	9,928	
December	11,042	
January	11,767	
February	13,309	
March	14,510	
April	15,463	
May	15,468	
June	15,483	

## QUALITY

	Quantity	Base Number	Contract	AT	Region	England
% of FP17s for the same patient ID Re-attending within 3 months - Children	53	676	7.8%	9.5%	11.1%	11.6%
% of FP17s for the same patient ID Re-attending within 3 months - Adults	331	2,412	13.7%	13.7%	15.3%	15.5%
% of FP17s for the same patient ID Re-attending between 3 & 9 months - Children	260	676	38.5%	61.7%	61.1%	58.8%
% of FP17s for the same patient ID Re-attending between 3 & 9 months - Adults	959	2,412	39.8%	53.1%	52.3%	51.1%
% of FP17s for Band 1 Urgent Courses	139	2,734	5.1%	8.6%	9.5%	9.0%
% of FP17s Relating to Free Repair or Replacements	43	2,734	1.6%	0.8%	0.7%	0.8%
% of FP17s Relating to Continuations	33	2,734	1.2%	1.0%	0.8%	0.9%
% of Patients satisfied with the dentistry they have received	2	2	N/A	93.0%	93.6%	93.3%
% of Patients satisfied with the time they had to wait for an appointment	2	2	N/A	90.5%	88.8%	88.9%

\* This is based on patients treated on this contract for their most recent course of treatment. Figures in italics indicate the base number of FP17s or Patient Questionnaire responses are less than 100. N/A is shown where the base number of responses is less than 10 during the period. % is calculated as Quantity/Base number\*100

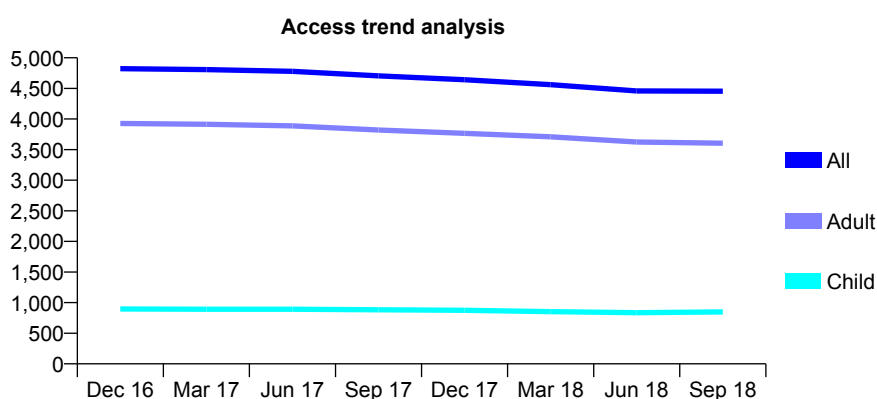
## Q65 - Vital Signs At a Glance Contract Report for 813893/0001 - September 2018

Name or company name	MR P MARFFY
Contract type name	GDS Contract
Purpose of contract	General
Contract start date	01/04/2006
Contract end date	

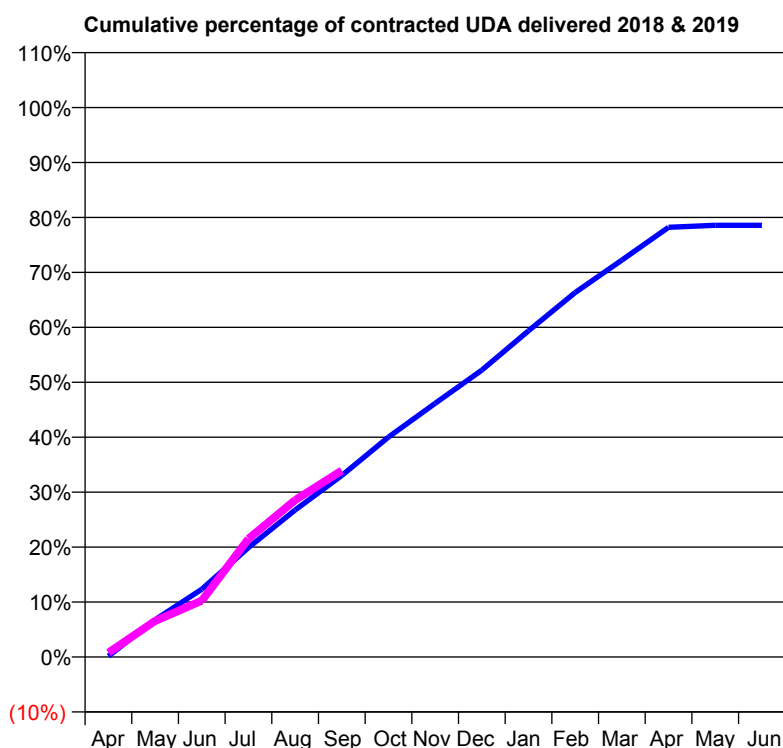
18/19 Contracted general activity (UDA)	12,282
Carry forward general activity (UDA)	0
18/19 Contracted orthodontic activity (UOA)	0
Carry forward orthodontic activity (UOA)	0
Baseline contract value	£279,096.91

### ACCESS\*

Patients seen in 24 months	Total	Change since previous quarter
Quarter ending September 2017	4,705	
Quarter ending December 2017	4,641	↓
Quarter ending March 2018	4,561	↓
Quarter ending June 2018	4,459	↓
Quarter ending September 2018	4,454	→
<b>Variance since September 2017</b>	<b>(5.3%)</b>	<b>↓</b>



### ACTIVITY



Adjusted Scheduled Activity (UDA)		
Month	2018	2019
April	21	97
May	914	807
June	1,662	1,259
July	2,685	2,641
August	3,607	3,507
September	4,454	4,169
October	5,395	
November	6,226	
December	7,038	
January	8,005	
February	8,944	
March	9,738	
April	10,544	
May	10,591	
June	10,591	

### QUALITY

	Quantity	Base Number	Contract	AT	Region	England
% of FP17s for the same patient ID Re-attending within 3 months - Children	13	425	3.1%	9.5%	11.1%	11.6%
% of FP17s for the same patient ID Re-attending within 3 months - Adults	338	2,021	16.7%	13.7%	15.3%	15.5%
% of FP17s for the same patient ID Re-attending between 3 & 9 months - Children	115	425	27.1%	61.7%	61.1%	58.8%
% of FP17s for the same patient ID Re-attending between 3 & 9 months - Adults	533	2,021	26.4%	53.1%	52.3%	51.1%
% of FP17s for Band 1 Urgent Courses	207	2,082	9.9%	8.6%	9.5%	9.0%
% of FP17s Relating to Free Repair or Replacements	8	2,082	0.4%	0.8%	0.7%	0.8%
% of FP17s Relating to Continuations	33	2,082	1.6%	1.0%	0.8%	0.9%
% of Patients satisfied with the dentistry they have received	3	3	N/A	93.0%	93.6%	93.3%
% of Patients satisfied with the time they had to wait for an appointment	3	3	N/A	90.5%	88.8%	88.9%

\* This is based on patients treated on this contract for their most recent course of treatment. Figures in italics indicate the base number of FP17s or Patient Questionnaire responses are less than 100. N/A is shown where the base number of responses is less than 10 during the period. % is calculated as Quantity/Base number\*100

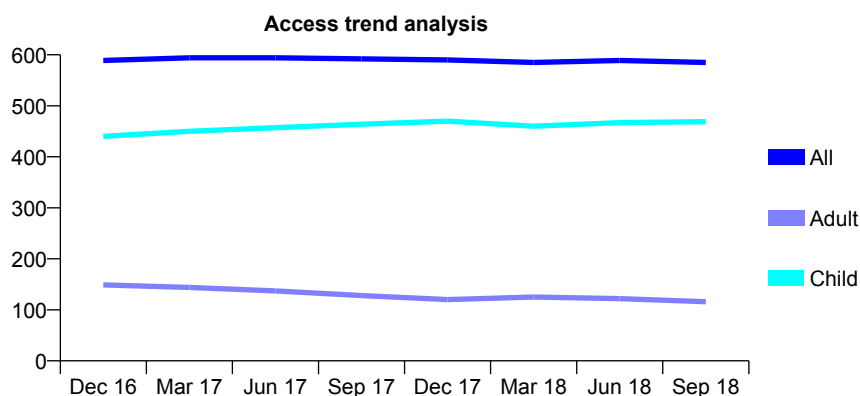
## Q65 - Vital Signs At a Glance Contract Report for 825441/0001 - September 2018

Name or company name	MISS AL WHITBY
Contract type name	GDS Contract
Purpose of contract	General
Contract start date	01/04/2006
Contract end date	

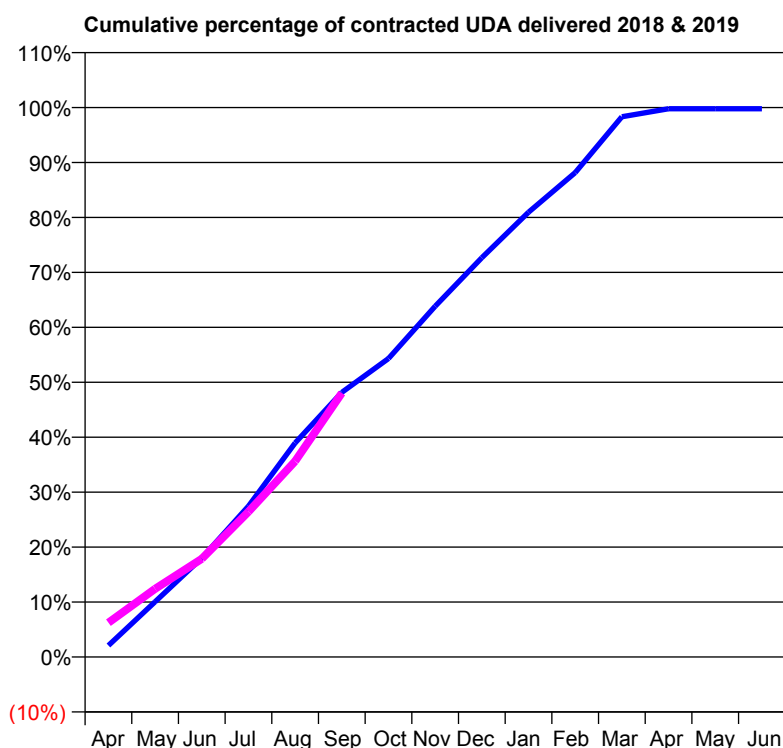
18/19 Contracted general activity (UDA)	1,300
Carry forward general activity (UDA)	3
18/19 Contracted orthodontic activity (UOA)	0
Carry forward orthodontic activity (UOA)	0
Baseline contract value	£30,181.95

### ACCESS\*

Patients seen in 24 months	Total	Change since previous quarter
Quarter ending September 2017	592	
Quarter ending December 2017	590	→
Quarter ending March 2018	585	→
Quarter ending June 2018	589	→
Quarter ending September 2018	585	→
<b>Variance since September 2017</b>	<b>(1.2%)</b>	<b>↓</b>



### ACTIVITY



Adjusted Scheduled Activity (UDA)		
Month	2018	2019
April	27	81
May	131	161
June	234	232
July	357	344
August	506	463
September	626	625
October	706	
November	830	
December	945	
January	1,052	
February	1,146	
March	1,278	
April	1,297	
May	1,297	
June	1,297	

### QUALITY

	Quantity	Base Number	Contract	AT	Region	England
% of FP17s for the same patient ID Re-attending within 3 months - Children	15	396	3.8%	9.5%	11.1%	11.6%
% of FP17s for the same patient ID Re-attending within 3 months - Adults	16	70	22.9%	13.7%	15.3%	15.5%
% of FP17s for the same patient ID Re-attending between 3 & 9 months - Children	267	396	67.4%	61.7%	61.1%	58.8%
% of FP17s for the same patient ID Re-attending between 3 & 9 months - Adults	42	70	60.0%	53.1%	52.3%	51.1%
% of FP17s for Band 1 Urgent Courses	19	442	4.3%	8.6%	9.5%	9.0%
% of FP17s Relating to Free Repair or Replacements	0	442	0.0%	0.8%	0.7%	0.8%
% of FP17s Relating to Continuations	0	442	0.0%	1.0%	0.8%	0.9%
% of Patients satisfied with the dentistry they have received	0	0	N/A	93.0%	93.6%	93.3%
% of Patients satisfied with the time they had to wait for an appointment	0	0	N/A	90.5%	88.8%	88.9%

\* This is based on patients treated on this contract for their most recent course of treatment. Figures in italics indicate the base number of FP17s or Patient Questionnaire responses are less than 100. N/A is shown where the base number of responses is less than 10 during the period. % is calculated as Quantity/Base number\*100

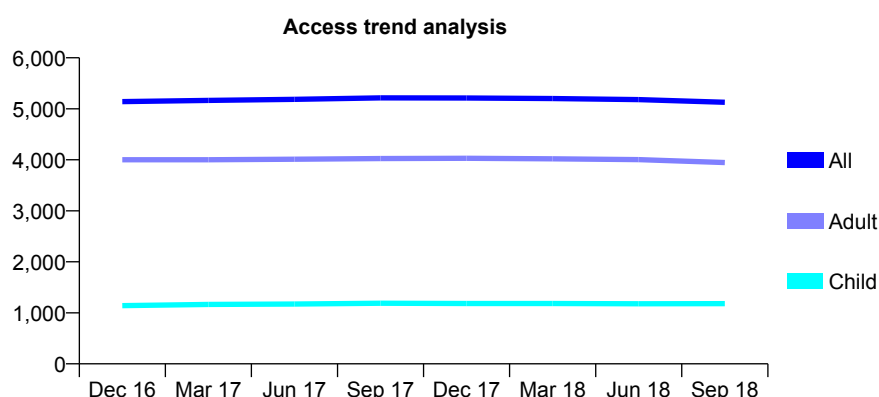
# Q65 - Vital Signs At a Glance Contract Report for 836133/0001 - September 2018

Name or company name	MRS LA BARNES
Contract type name	GDS Contract
Purpose of contract	General and Orthodontic
Contract start date	01/06/2013
Contract end date	

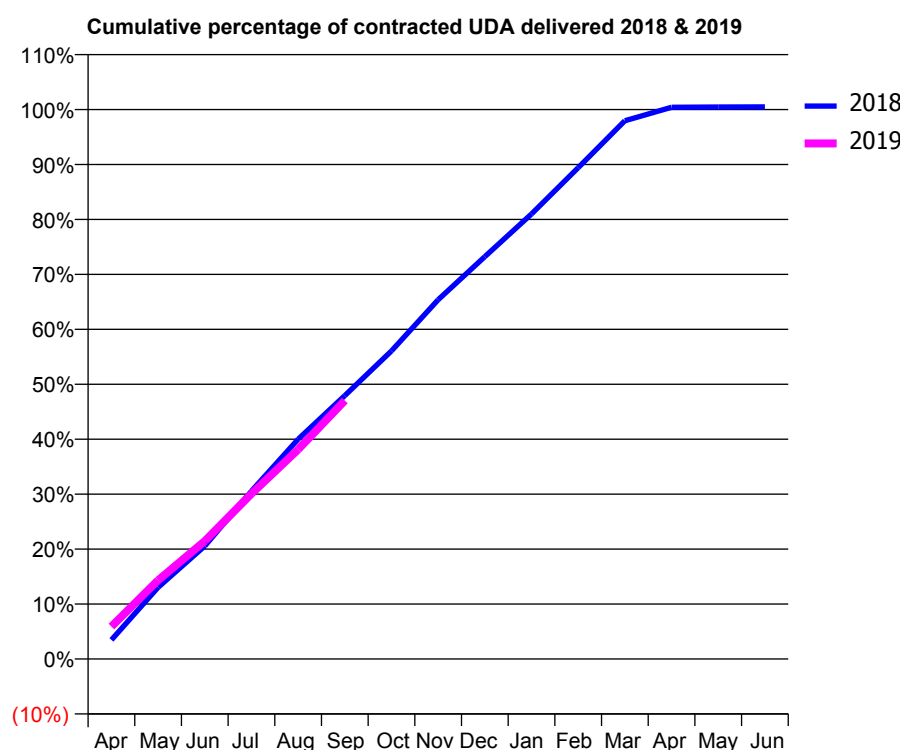
18/19 Contracted general activity (UDA)	13,500
Carry forward general activity (UDA)	-63
18/19 Contracted orthodontic activity (UOA)	500
Carry forward orthodontic activity (UOA)	0
Baseline contract value	£337,799.16

## ACCESS\*

Patients seen in 24 months	Total	Change since previous quarter
Quarter ending September 2017	5,214	
Quarter ending December 2017	5,213	→
Quarter ending March 2018	5,201	→
Quarter ending June 2018	5,180	→
Quarter ending September 2018	5,127	↓
<b>Variance since September 2017</b>	<b>(1.7%)</b>	<b>↓</b>



## ACTIVITY



Adjusted Scheduled Activity (UDA)		
Month	2018	2019
April	469	797
May	1,759	1,933
June	2,776	2,897
July	4,126	4,061
August	5,401	5,148
September	6,472	6,351
October	7,570	
November	8,829	
December	9,885	
January	10,935	
February	12,070	
March	13,225	
April	13,554	
May	13,562	
June	13,563	

## QUALITY

	Quantity	Base Number	Contract	AT	Region	England
% of FP17s for the same patient ID Re-attending within 3 months - Children	105	1,121	9.4%	9.5%	11.1%	11.6%
% of FP17s for the same patient ID Re-attending within 3 months - Adults	360	3,036	11.9%	13.7%	15.3%	15.5%
% of FP17s for the same patient ID Re-attending between 3 & 9 months - Children	779	1,121	69.5%	61.7%	61.1%	58.8%
% of FP17s for the same patient ID Re-attending between 3 & 9 months - Adults	1,838	3,036	60.5%	53.1%	52.3%	51.1%
% of FP17s for Band 1 Urgent Courses	254	3,857	6.6%	8.6%	9.5%	9.0%
% of FP17s Relating to Free Repair or Replacements	19	3,857	0.5%	0.8%	0.7%	0.8%
% of FP17s Relating to Continuations	25	3,857	0.6%	1.0%	0.8%	0.9%
% of Patients satisfied with the dentistry they have received	5	5	N/A	93.0%	93.6%	93.3%
% of Patients satisfied with the time they had to wait for an appointment	5	5	N/A	90.5%	88.8%	88.9%

\* This is based on patients treated on this contract for their most recent course of treatment. Figures in italics indicate the base number of FP17s or Patient Questionnaire responses are less than 100. N/A is shown where the base number of responses is less than 10 during the period. % is calculated as Quantity/Base number\*100

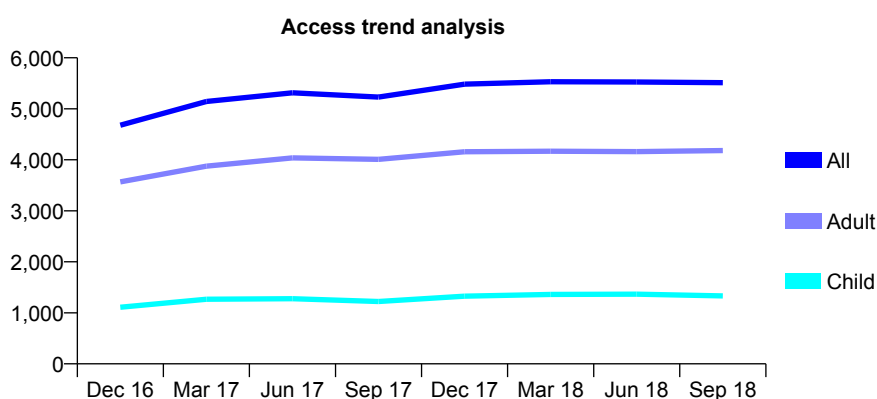
## Q65 - Vital Signs At a Glance Contract Report for 840289/0002 - September 2018

Name or company name	MR AM HOUSE
Contract type name	GDS Contract
Purpose of contract	General
Contract start date	01/04/2007
Contract end date	

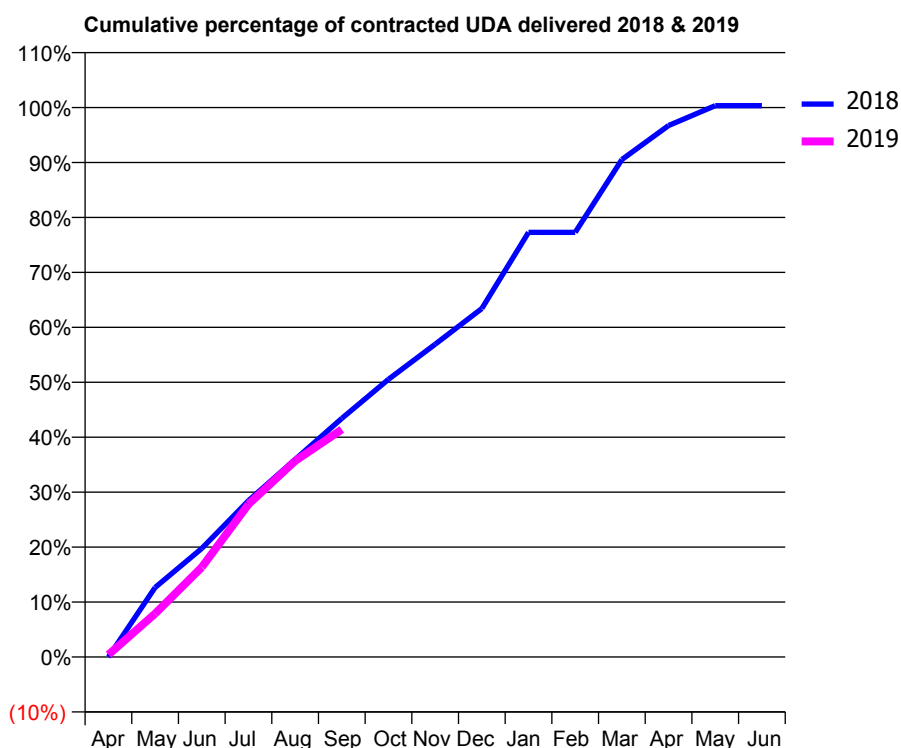
18/19 Contracted general activity (UDA)	12,686
Carry forward general activity (UDA)	-42
18/19 Contracted orthodontic activity (UOA)	0
Carry forward orthodontic activity (UOA)	0
Baseline contract value	£266,796.51

### ACCESS\*

Patients seen in 24 months	Total	Change since previous quarter
Quarter ending September 2017	5,229	
Quarter ending December 2017	5,484	↑
Quarter ending March 2018	5,530	→
Quarter ending June 2018	5,526	→
Quarter ending September 2018	5,512	→
<b>Variance since September 2017</b>	<b>5.4%</b>	<b>↑</b>



### ACTIVITY



Adjusted Scheduled Activity (UDA)		
Month	2018	2019
April	0	54
May	1,605	1,001
June	2,507	2,072
July	3,610	3,526
August	4,560	4,528
September	5,510	5,254
October	6,411	
November	7,220	
December	8,047	
January	9,803	
February	9,803	
March	11,485	
April	12,270	
May	12,729	
June	12,728	

### QUALITY

	Quantity	Base Number	Contract	AT	Region	England
% of FP17s for the same patient ID Re-attending within 3 months - Children	65	1,068	6.1%	9.5%	11.1%	11.6%
% of FP17s for the same patient ID Re-attending within 3 months - Adults	310	2,859	10.8%	13.7%	15.3%	15.5%
% of FP17s for the same patient ID Re-attending between 3 & 9 months - Children	657	1,068	61.5%	61.7%	61.1%	58.8%
% of FP17s for the same patient ID Re-attending between 3 & 9 months - Adults	1,275	2,859	44.6%	53.1%	52.3%	51.1%
% of FP17s for Band 1 Urgent Courses	197	2,804	7.0%	8.6%	9.5%	9.0%
% of FP17s Relating to Free Repair or Replacements	33	2,804	1.2%	0.8%	0.7%	0.8%
% of FP17s Relating to Continuations	18	2,804	0.6%	1.0%	0.8%	0.9%
% of Patients satisfied with the dentistry they have received	1	2	N/A	93.0%	93.6%	93.3%
% of Patients satisfied with the time they had to wait for an appointment	2	2	N/A	90.5%	88.8%	88.9%

\* This is based on patients treated on this contract for their most recent course of treatment. Figures in italics indicate the base number of FP17s or Patient Questionnaire responses are less than 100. N/A is shown where the base number of responses is less than 10 during the period. % is calculated as Quantity/Base number\*100

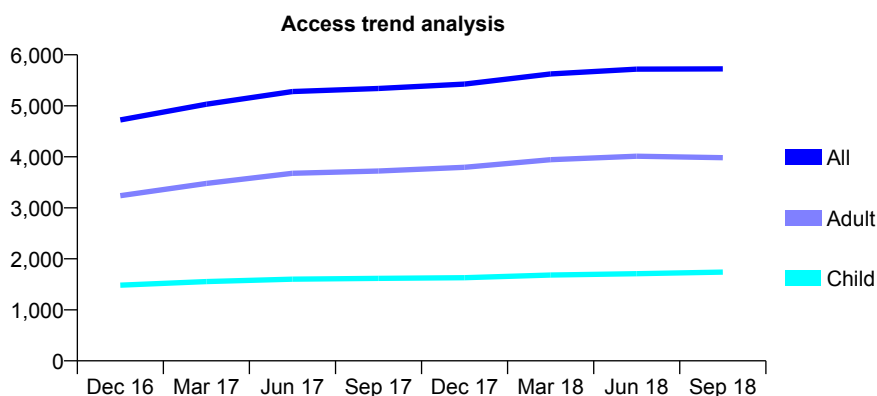
## Q65 - Vital Signs At a Glance Contract Report for 843342/0001 - September 2018

Name or company name	MISS IR BORMANN
Contract type name	GDS Contract
Purpose of contract	General
Contract start date	01/04/2006
Contract end date	

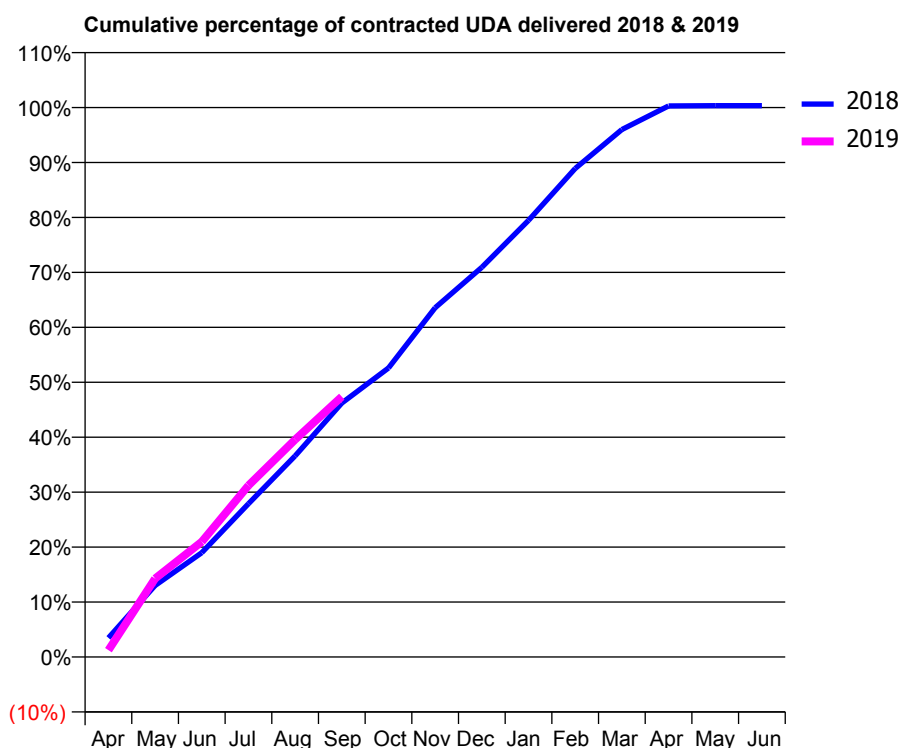
18/19 Contracted general activity (UDA)	10,022
Carry forward general activity (UDA)	-33
18/19 Contracted orthodontic activity (UOA)	0
Carry forward orthodontic activity (UOA)	0
Baseline contract value	£269,398.87

### ACCESS\*

Patients seen in 24 months	Total	Change since previous quarter
Quarter ending September 2017	5,340	
Quarter ending December 2017	5,426	→
Quarter ending March 2018	5,626	↑
Quarter ending June 2018	5,720	→
Quarter ending September 2018	5,723	→
<b>Variance since September 2017</b>	<b>7.2%</b>	<b>↑</b>



### ACTIVITY



Adjusted Scheduled Activity (UDA)		
Month	2018	2019
April	350	125
May	1,304	1,430
June	1,903	2,102
July	2,795	3,128
August	3,670	3,965
September	4,631	4,749
October	5,272	
November	6,372	
December	7,109	
January	7,963	
February	8,910	
March	9,621	
April	10,049	
May	10,055	
June	10,055	

### QUALITY

	Quantity	Base Number	Contract	AT	Region	England
% of FP17s for the same patient ID Re-attending within 3 months - Children	81	1,340	6.0%	9.5%	11.1%	11.6%
% of FP17s for the same patient ID Re-attending within 3 months - Adults	236	2,066	11.4%	13.7%	15.3%	15.5%
% of FP17s for the same patient ID Re-attending between 3 & 9 months - Children	866	1,340	64.6%	61.7%	61.1%	58.8%
% of FP17s for the same patient ID Re-attending between 3 & 9 months - Adults	921	2,066	44.6%	53.1%	52.3%	51.1%
% of FP17s for Band 1 Urgent Courses	158	2,780	5.7%	8.6%	9.5%	9.0%
% of FP17s Relating to Free Repair or Replacements	25	2,780	0.9%	0.8%	0.7%	0.8%
% of FP17s Relating to Continuations	4	2,780	0.1%	1.0%	0.8%	0.9%
% of Patients satisfied with the dentistry they have received	2	2	N/A	93.0%	93.6%	93.3%
% of Patients satisfied with the time they had to wait for an appointment	1	2	N/A	90.5%	88.8%	88.9%

\* This is based on patients treated on this contract for their most recent course of treatment. Figures in italics indicate the base number of FP17s or Patient Questionnaire responses are less than 100. N/A is shown where the base number of responses is less than 10 during the period. % is calculated as Quantity/Base number\*100

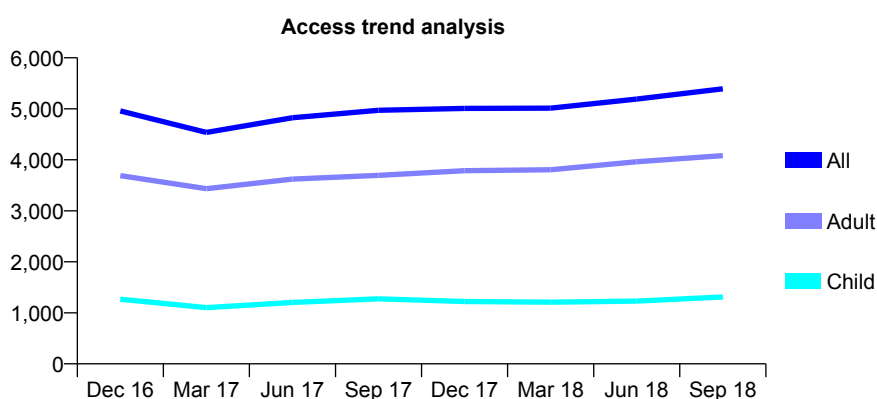
## Q65 - Vital Signs At a Glance Contract Report for 858471/0001 - September 2018

Name or company name	MR TS WESTCOTT
Contract type name	GDS Contract
Purpose of contract	General
Contract start date	01/04/2007
Contract end date	

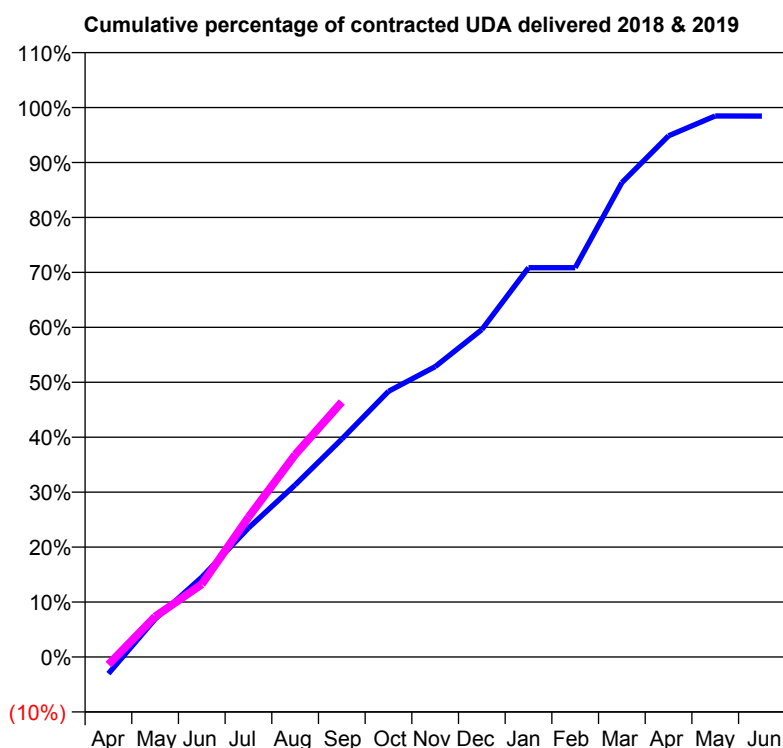
18/19 Contracted general activity (UDA)	10,704
Carry forward general activity (UDA)	175
18/19 Contracted orthodontic activity (UOA)	0
Carry forward orthodontic activity (UOA)	0
Baseline contract value	£243,048.65

### ACCESS\*

Patients seen in 24 months	Total	Change since previous quarter
Quarter ending September 2017	4,971	
Quarter ending December 2017	5,007	→
Quarter ending March 2018	5,014	→
Quarter ending June 2018	5,192	↑
Quarter ending September 2018	5,393	↑
<b>Variance since September 2017</b>	<b>8.5%</b>	<b>↑</b>



### ACTIVITY



Adjusted Scheduled Activity (UDA)		
Month	2018	2019
April	-342	-151
May	774	790
June	1,628	1,416
July	2,632	2,725
August	3,508	3,942
September	4,443	4,967
October	5,418	
November	5,921	
December	6,676	
January	7,939	
February	7,939	
March	9,672	
April	10,626	
May	11,031	
June	11,029	

### QUALITY

	Quantity	Base Number	Contract	AT	Region	England
% of FP17s for the same patient ID Re-attending within 3 months - Children	74	1,128	6.6%	9.5%	11.1%	11.6%
% of FP17s for the same patient ID Re-attending within 3 months - Adults	296	3,005	9.9%	13.7%	15.3%	15.5%
% of FP17s for the same patient ID Re-attending between 3 & 9 months - Children	584	1,128	51.8%	61.7%	61.1%	58.8%
% of FP17s for the same patient ID Re-attending between 3 & 9 months - Adults	1,231	3,005	41.0%	53.1%	52.3%	51.1%
% of FP17s for Band 1 Urgent Courses	272	2,886	9.4%	8.6%	9.5%	9.0%
% of FP17s Relating to Free Repair or Replacements	17	2,886	0.6%	0.8%	0.7%	0.8%
% of FP17s Relating to Continuations	10	2,886	0.3%	1.0%	0.8%	0.9%
% of Patients satisfied with the dentistry they have received	4	5	N/A	93.0%	93.6%	93.3%
% of Patients satisfied with the time they had to wait for an appointment	5	5	N/A	90.5%	88.8%	88.9%

\* This is based on patients treated on this contract for their most recent course of treatment. Figures in italics indicate the base number of FP17s or Patient Questionnaire responses are less than 100. N/A is shown where the base number of responses is less than 10 during the period. % is calculated as Quantity/Base number\*100



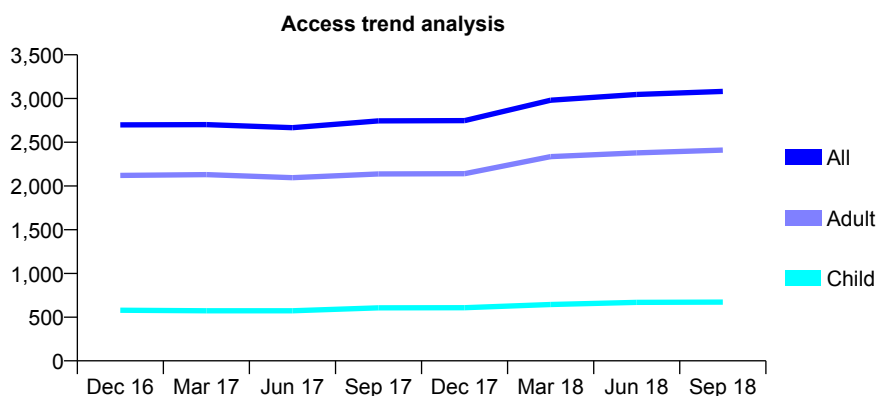
## Q65 - Vital Signs At a Glance Contract Report for 873519/0001 - September 2018

Name or company name	MR KB NAIK
Contract type name	GDS Contract
Purpose of contract	General
Contract start date	01/03/2014
Contract end date	

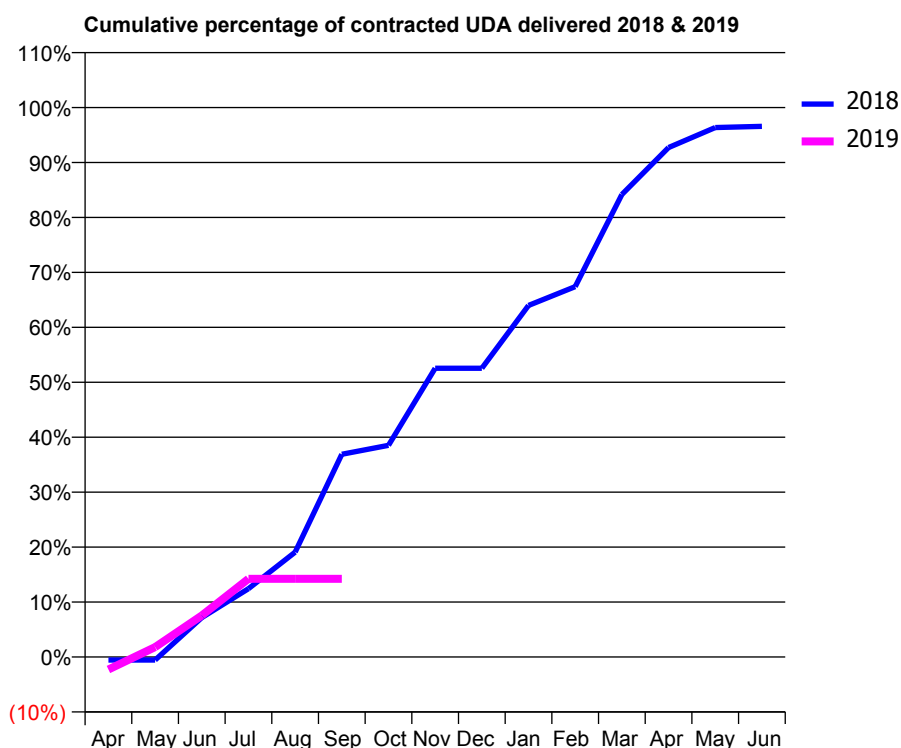
18/19 Contracted general activity (UDA)	7,192
Carry forward general activity (UDA)	247
18/19 Contracted orthodontic activity (UOA)	0
Carry forward orthodontic activity (UOA)	0
Baseline contract value	£182,614.45

### ACCESS\*

Patients seen in 24 months	Total	Change since previous quarter
Quarter ending September 2017	2,744	
Quarter ending December 2017	2,747	→
Quarter ending March 2018	2,980	↑
Quarter ending June 2018	3,047	↑
Quarter ending September 2018	3,082	→
<b>Variance since September 2017</b>	<b>12.3%</b>	<b>↑</b>



### ACTIVITY



Adjusted Scheduled Activity (UDA)		
Month	2018	2019
April	-41	-166
May	-41	130
June	515	544
July	895	1,023
August	1,373	1,023
September	2,654	1,023
October	2,771	
November	3,780	
December	3,780	
January	4,601	
February	4,848	
March	6,053	
April	6,667	
May	6,930	
June	6,945	

### QUALITY

	Quantity	Base Number	Contract	AT	Region	England
% of FP17s for the same patient ID Re-attending within 3 months - Children	18	282	6.4%	9.5%	11.1%	11.6%
% of FP17s for the same patient ID Re-attending within 3 months - Adults	102	957	10.7%	13.7%	15.3%	15.5%
% of FP17s for the same patient ID Re-attending between 3 & 9 months - Children	157	282	55.7%	61.7%	61.1%	58.8%
% of FP17s for the same patient ID Re-attending between 3 & 9 months - Adults	490	957	51.2%	53.1%	52.3%	51.1%
% of FP17s for Band 1 Urgent Courses	47	787	6.0%	8.6%	9.5%	9.0%
% of FP17s Relating to Free Repair or Replacements	0	787	0.0%	0.8%	0.7%	0.8%
% of FP17s Relating to Continuations	14	787	1.8%	1.0%	0.8%	0.9%
% of Patients satisfied with the dentistry they have received	3	3	N/A	93.0%	93.6%	93.3%
% of Patients satisfied with the time they had to wait for an appointment	3	3	N/A	90.5%	88.8%	88.9%

\* This is based on patients treated on this contract for their most recent course of treatment. Figures in italics indicate the base number of FP17s or Patient Questionnaire responses are less than 100. N/A is shown where the base number of responses is less than 10 during the period. % is calculated as Quantity/Base number\*100

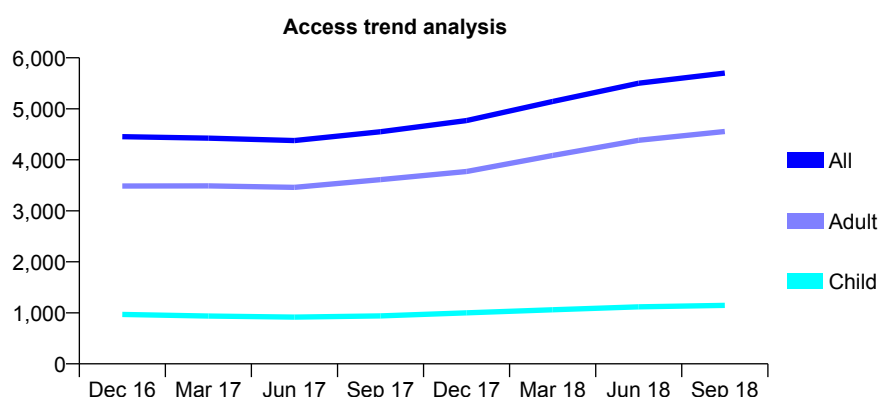
# Q65 - Vital Signs At a Glance Contract Report for 904953/0001 - September 2018

Name or company name	Patchway Dental Practice
Contract type name	GDS Contract
Purpose of contract	General
Contract start date	01/04/2006
Contract end date	

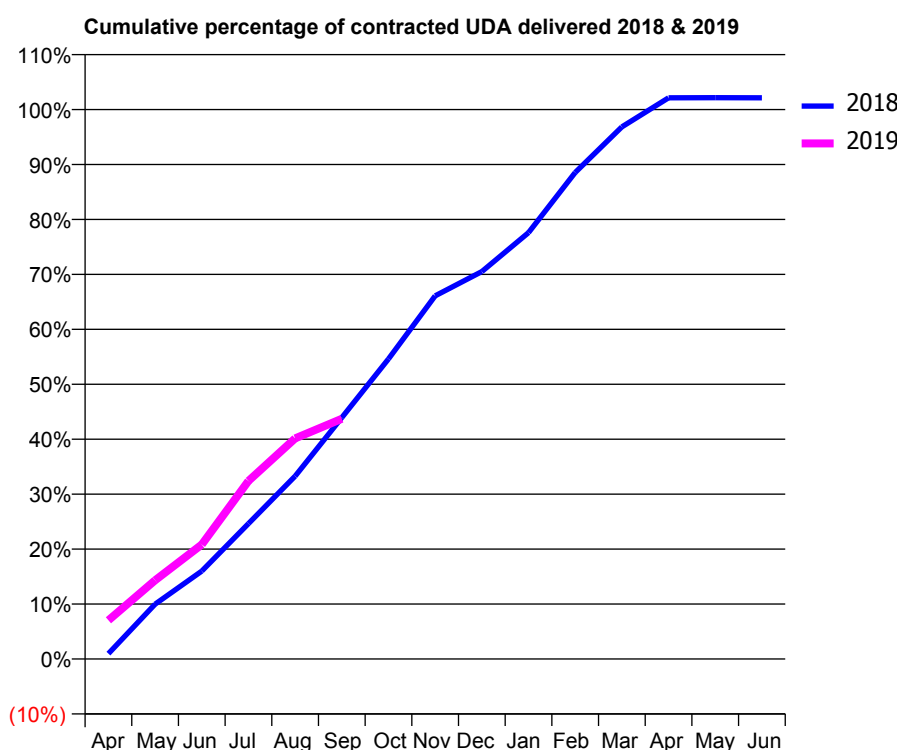
18/19 Contracted general activity (UDA)	16,262
Carry forward general activity (UDA)	-290
18/19 Contracted orthodontic activity (UOA)	0
Carry forward orthodontic activity (UOA)	0
Baseline contract value	£353,013.01

## ACCESS\*

Patients seen in 24 months	Total	Change since previous quarter
Quarter ending September 2017	4,550	
Quarter ending December 2017	4,771	↑
Quarter ending March 2018	5,145	↑
Quarter ending June 2018	5,502	↑
Quarter ending September 2018	5,701	↑
<b>Variance since September 2017</b>	<b>25.3%</b>	<b>↑</b>



## ACTIVITY



Adjusted Scheduled Activity (UDA)		
Month	2018	2019
April	143	1,147
May	1,449	2,331
June	2,321	3,388
July	3,572	5,269
August	4,826	6,529
September	6,371	7,108
October	7,918	
November	9,584	
December	10,223	
January	11,250	
February	12,836	
March	14,041	
April	14,809	
May	14,811	
June	14,808	

## QUALITY

	Quantity	Base Number	Contract	AT	Region	England
% of FP17s for the same patient ID Re-attending within 3 months - Children	61	824	7.4%	9.5%	11.1%	11.6%
% of FP17s for the same patient ID Re-attending within 3 months - Adults	437	3,380	12.9%	13.7%	15.3%	15.5%
% of FP17s for the same patient ID Re-attending between 3 & 9 months - Children	441	824	53.5%	61.7%	61.1%	58.8%
% of FP17s for the same patient ID Re-attending between 3 & 9 months - Adults	1,847	3,380	54.6%	53.1%	52.3%	51.1%
% of FP17s for Band 1 Urgent Courses	324	3,785	8.6%	8.6%	9.5%	9.0%
% of FP17s Relating to Free Repair or Replacements	25	3,785	0.7%	0.8%	0.7%	0.8%
% of FP17s Relating to Continuations	20	3,785	0.5%	1.0%	0.8%	0.9%
% of Patients satisfied with the dentistry they have received	9	11	81.8%	93.0%	93.6%	93.3%
% of Patients satisfied with the time they had to wait for an appointment	9	11	81.8%	90.5%	88.8%	88.9%

\* This is based on patients treated on this contract for their most recent course of treatment. Figures in italics indicate the base number of FP17s or Patient Questionnaire responses are less than 100. N/A is shown where the base number of responses is less than 10 during the period. % is calculated as Quantity/Base number\*100

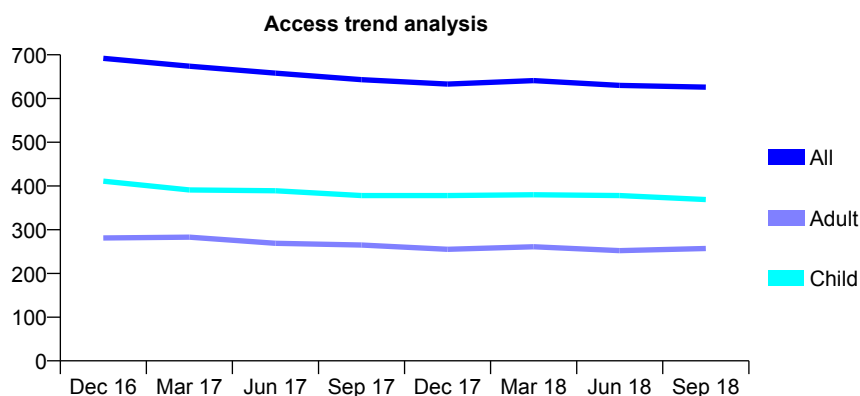
## Q65 - Vital Signs At a Glance Contract Report for 907391/0001 - September 2018

Name or company name	MR JP MURPHY
Contract type name	GDS Contract
Purpose of contract	General
Contract start date	01/04/2006
Contract end date	

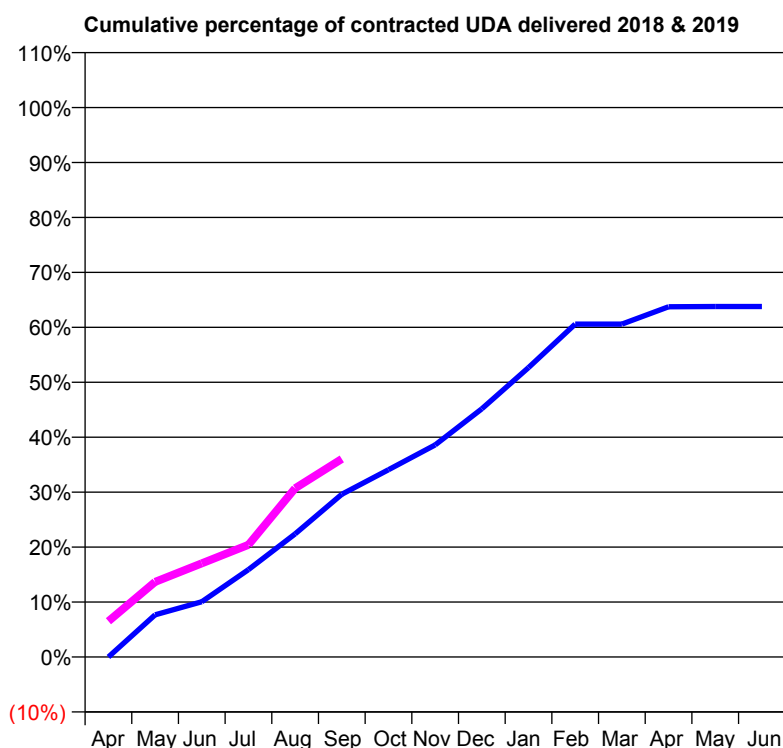
18/19 Contracted general activity (UDA)	1,750
Carry forward general activity (UDA)	0
18/19 Contracted orthodontic activity (UOA)	0
Carry forward orthodontic activity (UOA)	0
Baseline contract value	£36,233.98

### ACCESS\*

Patients seen in 24 months	Total	Change since previous quarter
Quarter ending September 2017	643	
Quarter ending December 2017	633	↓
Quarter ending March 2018	641	→
Quarter ending June 2018	630	↓
Quarter ending September 2018	626	→
<b>Variance since September 2017</b>	<b>(2.6%)</b>	<b>↓</b>



### ACTIVITY



Adjusted Scheduled Activity (UDA)		
Month	2018	2019
April	0	114
May	134	239
June	176	298
July	278	357
August	392	537
September	518	631
October	596	
November	676	
December	791	
January	922	
February	1,060	
March	1,060	
April	1,115	
May	1,116	
June	1,116	

### QUALITY

	Quantity	Base Number	Contract	AT	Region	England
% of FP17s for the same patient ID Re-attending within 3 months - Children	10	285	3.5%	9.5%	11.1%	11.6%
% of FP17s for the same patient ID Re-attending within 3 months - Adults	12	142	8.5%	13.7%	15.3%	15.5%
% of FP17s for the same patient ID Re-attending between 3 & 9 months - Children	176	285	61.8%	61.7%	61.1%	58.8%
% of FP17s for the same patient ID Re-attending between 3 & 9 months - Adults	66	142	46.5%	53.1%	52.3%	51.1%
% of FP17s for Band 1 Urgent Courses	4	376	1.1%	8.6%	9.5%	9.0%
% of FP17s Relating to Free Repair or Replacements	0	376	0.0%	0.8%	0.7%	0.8%
% of FP17s Relating to Continuations	0	376	0.0%	1.0%	0.8%	0.9%
% of Patients satisfied with the dentistry they have received	0	0	N/A	93.0%	93.6%	93.3%
% of Patients satisfied with the time they had to wait for an appointment	0	0	N/A	90.5%	88.8%	88.9%

\* This is based on patients treated on this contract for their most recent course of treatment. Figures in italics indicate the base number of FP17s or Patient Questionnaire responses are less than 100. N/A is shown where the base number of responses is less than 10 during the period. % is calculated as Quantity/Base number\*100

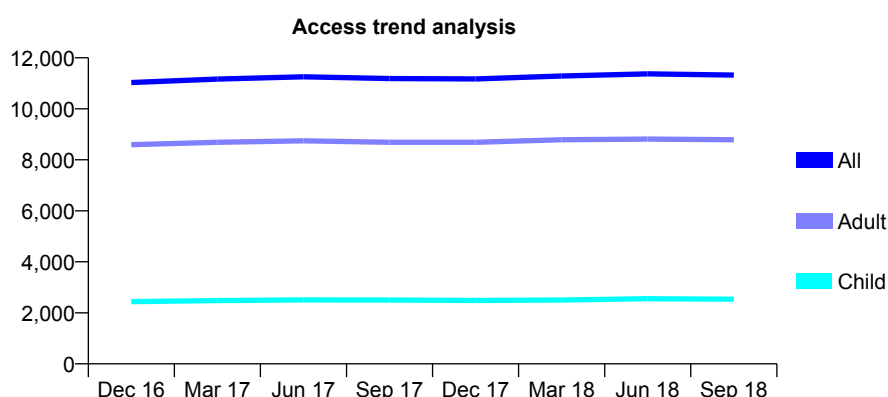
# Q65 - Vital Signs At a Glance Contract Report for 913782/0001 - September 2018

Name or company name	MR PJ DRUGAN
Contract type name	GDS Contract
Purpose of contract	General and Orthodontic
Contract start date	01/04/2006
Contract end date	

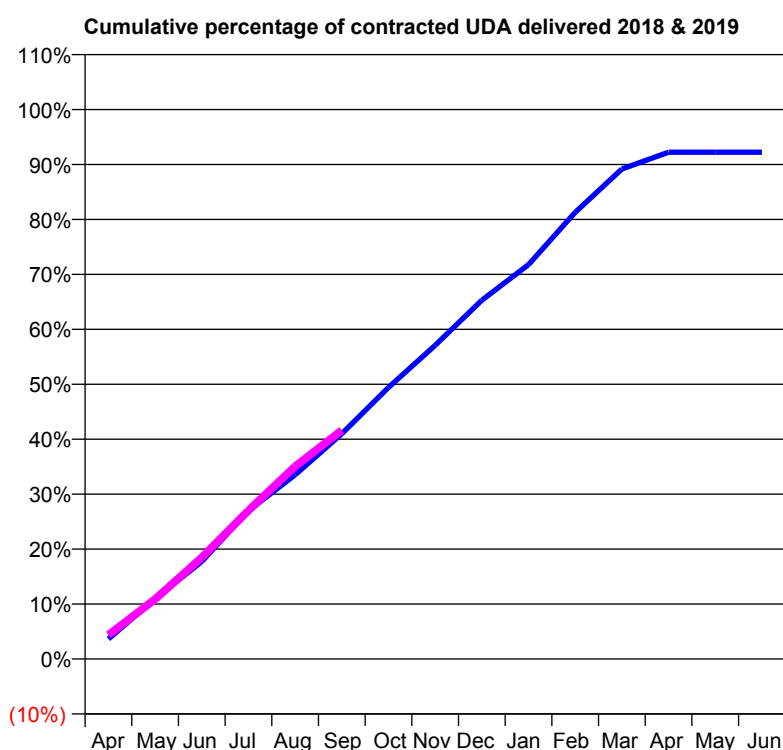
18/19 Contracted general activity (UDA)	31,020
Carry forward general activity (UDA)	0
18/19 Contracted orthodontic activity (UOA)	1,138
Carry forward orthodontic activity (UOA)	0
Baseline contract value	£751,692.16

## ACCESS\*

Patients seen in 24 months	Total	Change since previous quarter
Quarter ending September 2017	11,187	
Quarter ending December 2017	11,172	→
Quarter ending March 2018	11,286	→
Quarter ending June 2018	11,370	→
Quarter ending September 2018	11,322	→
<b>Variance since September 2017</b>	<b>1.2%</b>	<b>→</b>



## ACTIVITY



Adjusted Scheduled Activity (UDA)		
Month	2018	2019
April	1,131	1,361
May	3,402	3,378
June	5,509	5,729
July	8,370	8,380
August	10,401	10,872
September	12,717	12,916
October	15,332	
November	17,709	
December	20,253	
January	22,262	
February	25,213	
March	27,663	
April	28,608	
May	28,609	
June	28,610	

## QUALITY

	Quantity	Base Number	Contract	AT	Region	England
% of FP17s for the same patient ID Re-attending within 3 months - Children	234	2,194	10.7%	9.5%	11.1%	11.6%
% of FP17s for the same patient ID Re-attending within 3 months - Adults	864	6,961	12.4%	13.7%	15.3%	15.5%
% of FP17s for the same patient ID Re-attending between 3 & 9 months - Children	1,502	2,194	68.5%	61.7%	61.1%	58.8%
% of FP17s for the same patient ID Re-attending between 3 & 9 months - Adults	4,609	6,961	66.2%	53.1%	52.3%	51.1%
% of FP17s for Band 1 Urgent Courses	512	7,722	6.6%	8.6%	9.5%	9.0%
% of FP17s Relating to Free Repair or Replacements	63	7,722	0.8%	0.8%	0.7%	0.8%
% of FP17s Relating to Continuations	65	7,722	0.8%	1.0%	0.8%	0.9%
% of Patients satisfied with the dentistry they have received	15	17	88.2%	93.0%	93.6%	93.3%
% of Patients satisfied with the time they had to wait for an appointment	16	17	94.1%	90.5%	88.8%	88.9%

\* This is based on patients treated on this contract for their most recent course of treatment. Figures in italics indicate the base number of FP17s or Patient Questionnaire responses are less than 100. N/A is shown where the base number of responses is less than 10 during the period. % is calculated as Quantity/Base number\*100

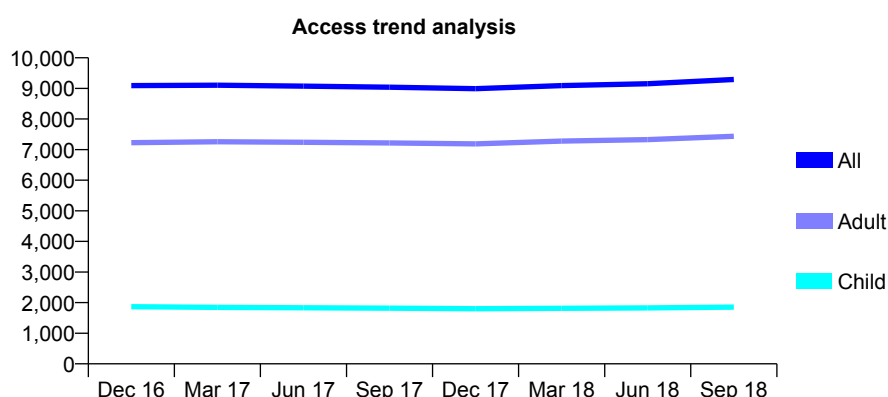
# Q65 - Vital Signs At a Glance Contract Report for 913782/0002 - September 2018

Name or company name	MR PJ DRUGAN
Contract type name	GDS Contract
Purpose of contract	General
Contract start date	01/04/2006
Contract end date	

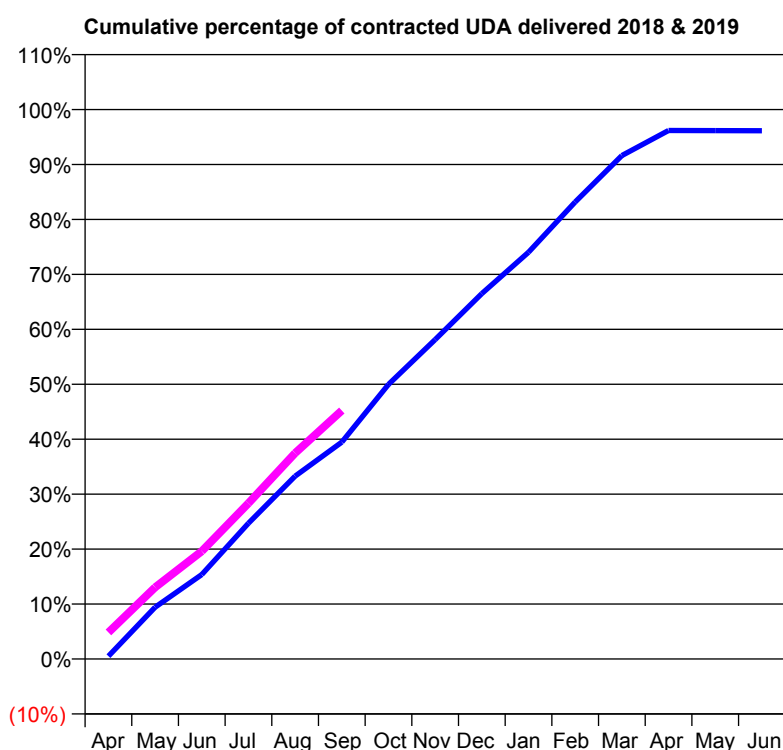
18/19 Contracted general activity (UDA)	27,879
Carry forward general activity (UDA)	0
18/19 Contracted orthodontic activity (UOA)	0
Carry forward orthodontic activity (UOA)	0
Baseline contract value	£691,484.04

## ACCESS\*

Patients seen in 24 months	Total	Change since previous quarter
Quarter ending September 2017	9,039	
Quarter ending December 2017	8,992	→
Quarter ending March 2018	9,092	→
Quarter ending June 2018	9,153	→
Quarter ending September 2018	9,291	→
<b>Variance since September 2017</b>	<b>2.8%</b>	<b>↑</b>



## ACTIVITY



Adjusted Scheduled Activity (UDA)		
Month	2018	2019
April	148	1,348
May	2,625	3,639
June	4,285	5,471
July	6,890	7,906
August	9,276	10,452
September	11,004	12,609
October	13,932	
November	16,204	
December	18,538	
January	20,636	
February	23,191	
March	25,543	
April	26,815	
May	26,805	
June	26,804	

## QUALITY

	Quantity	Base Number	Contract	AT	Region	England
% of FP17s for the same patient ID Re-attending within 3 months - Children	130	1,674	7.8%	9.5%	11.1%	11.6%
% of FP17s for the same patient ID Re-attending within 3 months - Adults	718	5,707	12.6%	13.7%	15.3%	15.5%
% of FP17s for the same patient ID Re-attending between 3 & 9 months - Children	1,053	1,674	62.9%	61.7%	61.1%	58.8%
% of FP17s for the same patient ID Re-attending between 3 & 9 months - Adults	3,176	5,707	55.7%	53.1%	52.3%	51.1%
% of FP17s for Band 1 Urgent Courses	500	6,758	7.4%	8.6%	9.5%	9.0%
% of FP17s Relating to Free Repair or Replacements	66	6,758	1.0%	0.8%	0.7%	0.8%
% of FP17s Relating to Continuations	49	6,758	0.7%	1.0%	0.8%	0.9%
% of Patients satisfied with the dentistry they have received	8	8	N/A	93.0%	93.6%	93.3%
% of Patients satisfied with the time they had to wait for an appointment	8	8	N/A	90.5%	88.8%	88.9%

\* This is based on patients treated on this contract for their most recent course of treatment. Figures in italics indicate the base number of FP17s or Patient Questionnaire responses are less than 100. N/A is shown where the base number of responses is less than 10 during the period. % is calculated as Quantity/Base number\*100

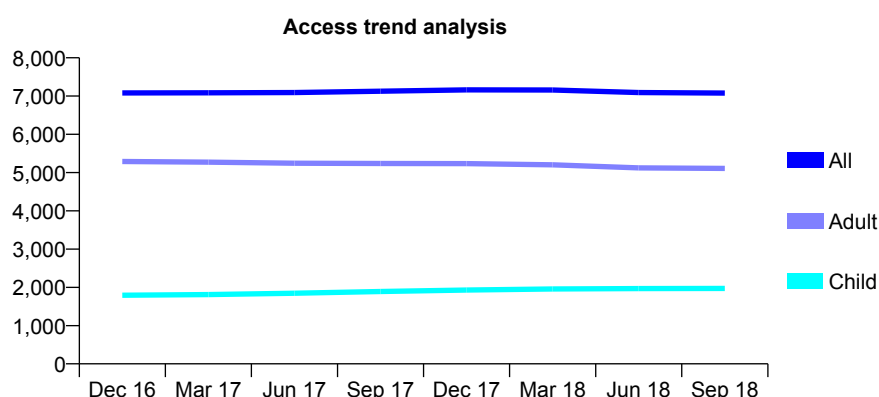
# Q65 - Vital Signs At a Glance Contract Report for 929603/0001 - September 2018

Name or company name	MR F TOMAS ALLAHVERDIN
Contract type name	GDS Contract
Purpose of contract	General
Contract start date	01/04/2006
Contract end date	

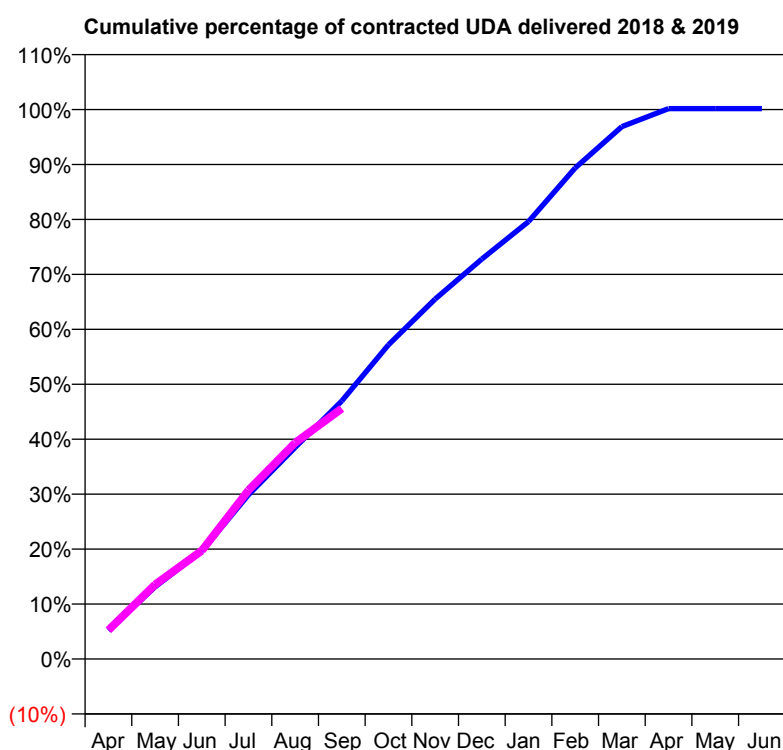
18/19 Contracted general activity (UDA)	16,989
Carry forward general activity (UDA)	0
18/19 Contracted orthodontic activity (UOA)	0
Carry forward orthodontic activity (UOA)	0
Baseline contract value	£446,109.73

## ACCESS\*

Patients seen in 24 months	Total	Change since previous quarter
Quarter ending September 2017	7,128	
Quarter ending December 2017	7,162	→
Quarter ending March 2018	7,158	→
Quarter ending June 2018	7,092	→
Quarter ending September 2018	7,078	→
<b>Variance since September 2017</b>	<b>(0.7%)</b>	→



## ACTIVITY



Adjusted Scheduled Activity (UDA)		
Month	2018	2019
April	882	893
May	2,234	2,301
June	3,336	3,350
July	5,076	5,219
August	6,542	6,684
September	7,978	7,743
October	9,715	
November	11,131	
December	12,367	
January	13,523	
February	15,181	
March	16,458	
April	17,018	
May	17,017	
June	17,017	

## QUALITY

	Quantity	Base Number	Contract	AT	Region	England
% of FP17s for the same patient ID Re-attending within 3 months - Children	91	1,460	6.2%	9.5%	11.1%	11.6%
% of FP17s for the same patient ID Re-attending within 3 months - Adults	328	3,103	10.6%	13.7%	15.3%	15.5%
% of FP17s for the same patient ID Re-attending between 3 & 9 months - Children	916	1,460	62.7%	61.7%	61.1%	58.8%
% of FP17s for the same patient ID Re-attending between 3 & 9 months - Adults	1,726	3,103	55.6%	53.1%	52.3%	51.1%
% of FP17s for Band 1 Urgent Courses	213	4,249	5.0%	8.6%	9.5%	9.0%
% of FP17s Relating to Free Repair or Replacements	22	4,249	0.5%	0.8%	0.7%	0.8%
% of FP17s Relating to Continuations	16	4,249	0.4%	1.0%	0.8%	0.9%
% of Patients satisfied with the dentistry they have received	6	7	N/A	93.0%	93.6%	93.3%
% of Patients satisfied with the time they had to wait for an appointment	6	7	N/A	90.5%	88.8%	88.9%

\* This is based on patients treated on this contract for their most recent course of treatment. Figures in italics indicate the base number of FP17s or Patient Questionnaire responses are less than 100. N/A is shown where the base number of responses is less than 10 during the period. % is calculated as Quantity/Base number\*100

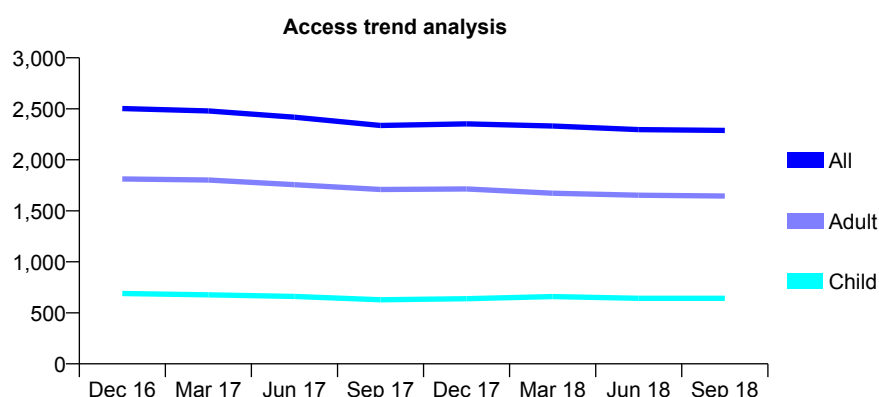
# Q65 - Vital Signs At a Glance Contract Report for 941433/0001 - September 2018

Name or company name	MRS M MORADIAN
Contract type name	GDS Contract
Purpose of contract	General
Contract start date	01/04/2006
Contract end date	

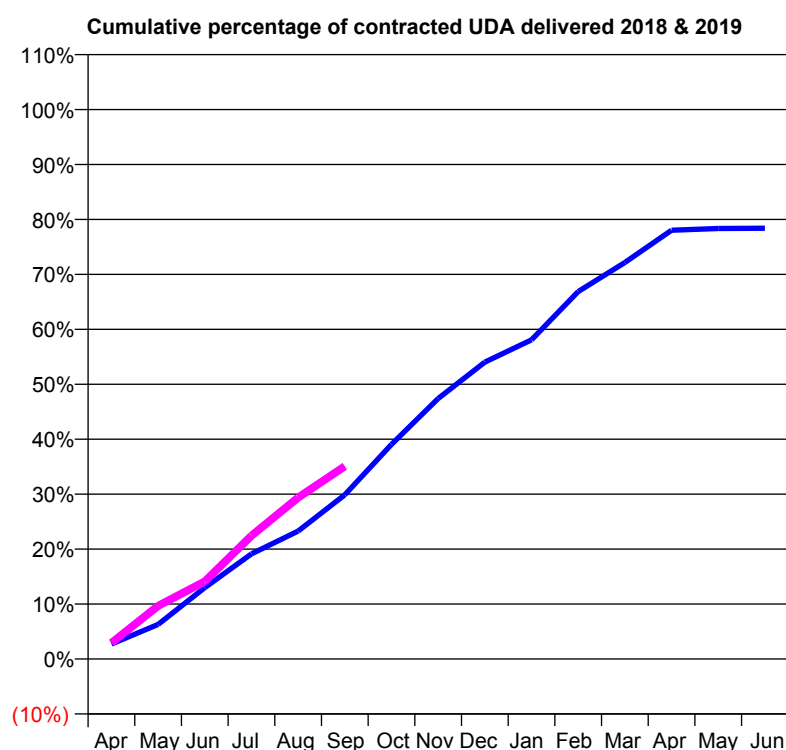
18/19 Contracted general activity (UDA)	11,500
Carry forward general activity (UDA)	0
18/19 Contracted orthodontic activity (UOA)	0
Carry forward orthodontic activity (UOA)	0
Baseline contract value	£275,436.17

## ACCESS\*

Patients seen in 24 months	Total	Change since previous quarter
Quarter ending September 2017	2,337	
Quarter ending December 2017	2,352	→
Quarter ending March 2018	2,332	→
Quarter ending June 2018	2,296	↓
Quarter ending September 2018	2,288	→
<b>Variance since September 2017</b>	<b>(2.1%)</b>	<b>↓</b>



## ACTIVITY



Adjusted Scheduled Activity (UDA)		
Month	2018	2019
April	287	336
May	660	1,113
June	1,365	1,624
July	2,010	2,581
August	2,445	3,379
September	3,137	4,033
October	4,102	
November	4,978	
December	5,673	
January	6,099	
February	7,021	
March	7,577	
April	8,194	
May	8,227	
June	8,230	

## QUALITY

	Quantity	Base Number	Contract	AT	Region	England
% of FP17s for the same patient ID Re-attending within 3 months - Children	38	452	8.4%	9.5%	11.1%	11.6%
% of FP17s for the same patient ID Re-attending within 3 months - Adults	222	1,306	17.0%	13.7%	15.3%	15.5%
% of FP17s for the same patient ID Re-attending between 3 & 9 months - Children	249	452	55.1%	61.7%	61.1%	58.8%
% of FP17s for the same patient ID Re-attending between 3 & 9 months - Adults	666	1,306	51.0%	53.1%	52.3%	51.1%
% of FP17s for Band 1 Urgent Courses	189	1,498	12.6%	8.6%	9.5%	9.0%
% of FP17s Relating to Free Repair or Replacements	19	1,498	1.3%	0.8%	0.7%	0.8%
% of FP17s Relating to Continuations	32	1,498	2.1%	1.0%	0.8%	0.9%
% of Patients satisfied with the dentistry they have received	3	3	N/A	93.0%	93.6%	93.3%
% of Patients satisfied with the time they had to wait for an appointment	3	3	N/A	90.5%	88.8%	88.9%

\* This is based on patients treated on this contract for their most recent course of treatment. Figures in italics indicate the base number of FP17s or Patient Questionnaire responses are less than 100. N/A is shown where the base number of responses is less than 10 during the period. % is calculated as Quantity/Base number\*100



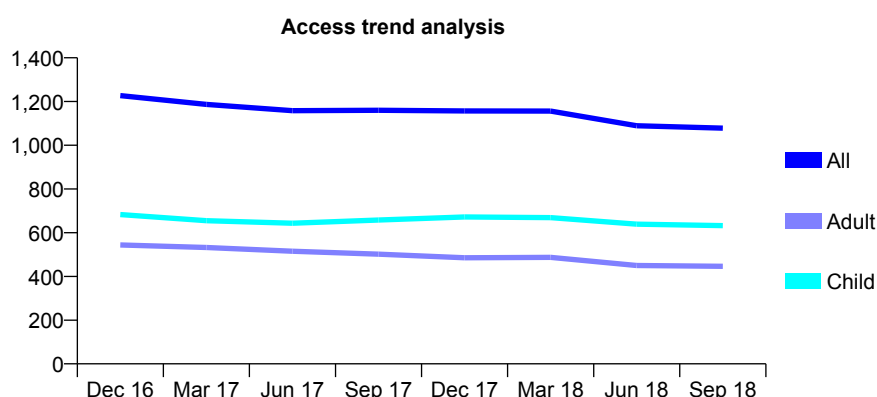
# Q65 - Vital Signs At a Glance Contract Report for 962201/0001 - September 2018

Name or company name	MR JC LYLE
Contract type name	GDS Contract
Purpose of contract	General
Contract start date	09/03/2011
Contract end date	

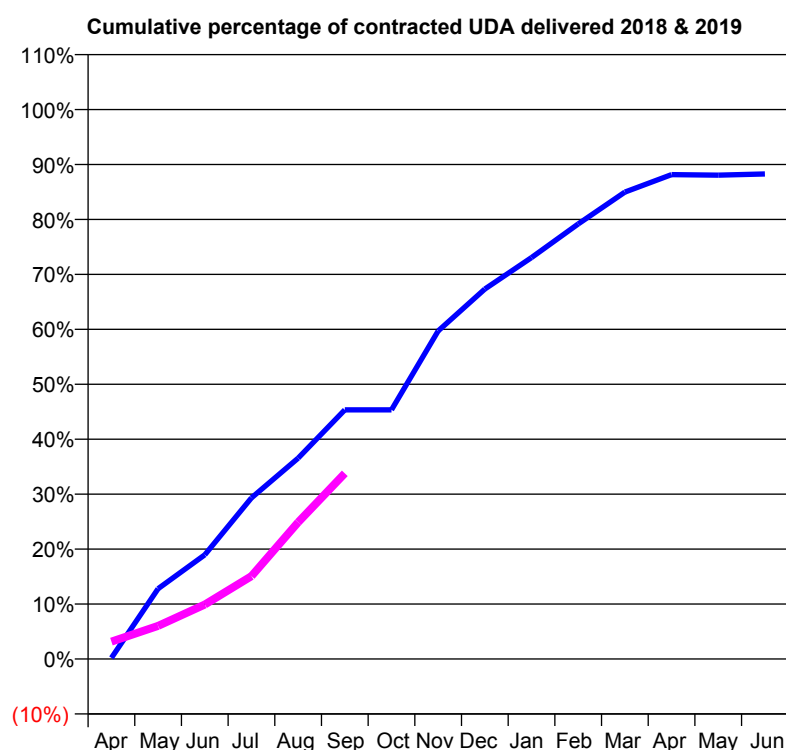
18/19 Contracted general activity (UDA)	2,930
Carry forward general activity (UDA)	0
18/19 Contracted orthodontic activity (UOA)	0
Carry forward orthodontic activity (UOA)	0
Baseline contract value	£64,914.54

## ACCESS\*

Patients seen in 24 months	Total	Change since previous quarter
Quarter ending September 2017	1,160	
Quarter ending December 2017	1,157	→
Quarter ending March 2018	1,156	→
Quarter ending June 2018	1,089	↓
Quarter ending September 2018	1,078	↓
<b>Variance since September 2017</b>	<b>(7.1%)</b>	<b>↓</b>



## ACTIVITY



Adjusted Scheduled Activity (UDA)		
Month	2018	2019
April	6	93
May	375	177
June	556	291
July	860	442
August	1,071	729
September	1,328	990
October	1,328	
November	1,749	
December	1,972	
January	2,140	
February	2,319	
March	2,489	
April	2,583	
May	2,580	
June	2,587	

## QUALITY

	Quantity	Base Number	Contract	AT	Region	England
% of FP17s for the same patient ID Re-attending within 3 months - Children	8	400	2.0%	9.5%	11.1%	11.6%
% of FP17s for the same patient ID Re-attending within 3 months - Adults	32	231	13.9%	13.7%	15.3%	15.5%
% of FP17s for the same patient ID Re-attending between 3 & 9 months - Children	215	400	53.8%	61.7%	61.1%	58.8%
% of FP17s for the same patient ID Re-attending between 3 & 9 months - Adults	99	231	42.9%	53.1%	52.3%	51.1%
% of FP17s for Band 1 Urgent Courses	26	574	4.5%	8.6%	9.5%	9.0%
% of FP17s Relating to Free Repair or Replacements	0	574	0.0%	0.8%	0.7%	0.8%
% of FP17s Relating to Continuations	0	574	0.0%	1.0%	0.8%	0.9%
% of Patients satisfied with the dentistry they have received	0	0	N/A	93.0%	93.6%	93.3%
% of Patients satisfied with the time they had to wait for an appointment	0	0	N/A	90.5%	88.8%	88.9%

\* This is based on patients treated on this contract for their most recent course of treatment. Figures in italics indicate the base number of FP17s or Patient Questionnaire responses are less than 100. N/A is shown where the base number of responses is less than 10 during the period. % is calculated as Quantity/Base number\*100

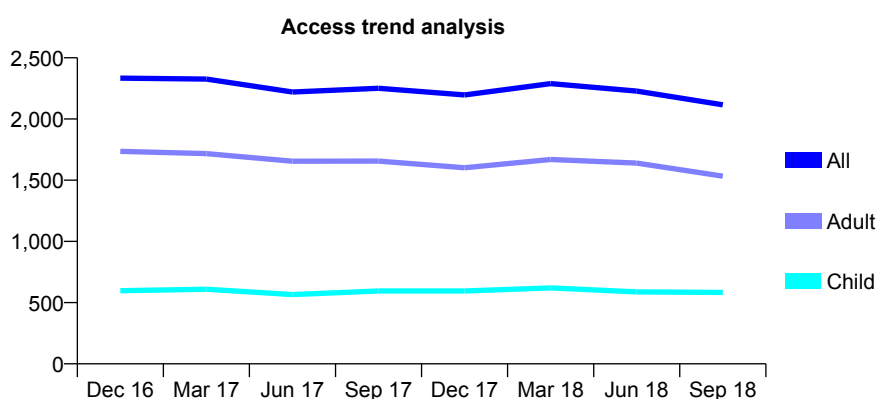
## Q65 - Vital Signs At a Glance Contract Report for 995274/0001 - September 2018

Name or company name	MR PW CHAN
Contract type name	GDS Contract
Purpose of contract	General
Contract start date	01/02/2015
Contract end date	

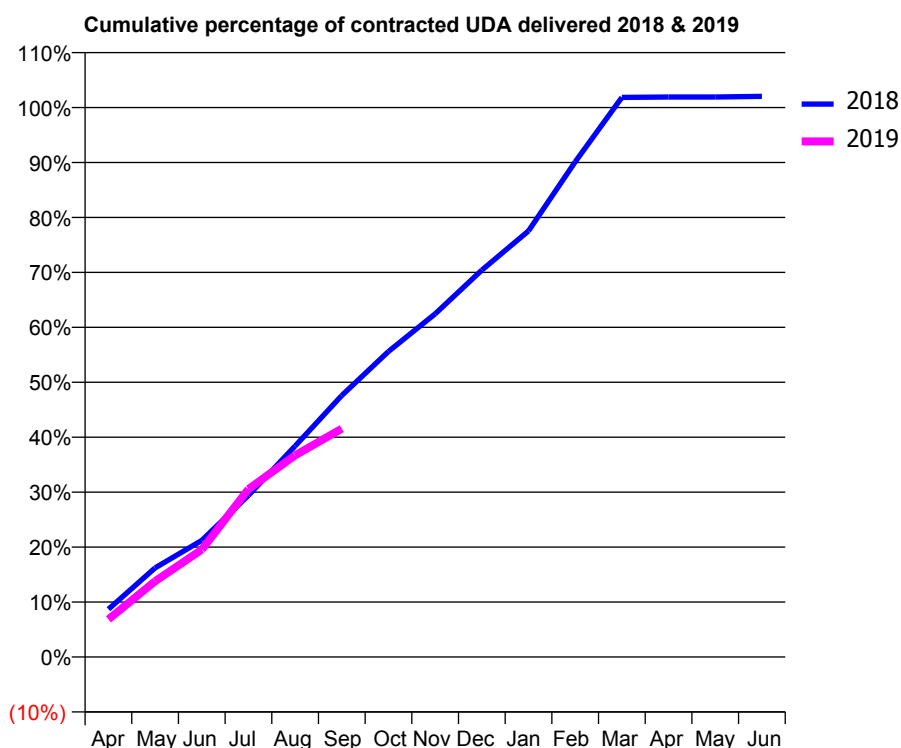
18/19 Contracted general activity (UDA)	6,181
Carry forward general activity (UDA)	-124
18/19 Contracted orthodontic activity (UOA)	0
Carry forward orthodontic activity (UOA)	0
Baseline contract value	£128,598.96

### ACCESS\*

Patients seen in 24 months	Total	Change since previous quarter
Quarter ending September 2017	2,251	
Quarter ending December 2017	2,197	↓
Quarter ending March 2018	2,289	↑
Quarter ending June 2018	2,228	↓
Quarter ending September 2018	2,116	↓
<b>Variance since September 2017</b>	<b>(6.0%)</b>	<b>↓</b>



### ACTIVITY



Adjusted Scheduled Activity (UDA)		
Month	2018	2019
April	537	424
May	1,003	853
June	1,312	1,209
July	1,819	1,890
August	2,373	2,269
September	2,941	2,568
October	3,437	
November	3,860	
December	4,352	
January	4,793	
February	5,570	
March	6,295	
April	6,299	
May	6,299	
June	6,306	

### QUALITY

	Quantity	Base Number	Contract	AT	Region	England
% of FP17s for the same patient ID Re-attending within 3 months - Children	43	431	10.0%	9.5%	11.1%	11.6%
% of FP17s for the same patient ID Re-attending within 3 months - Adults	109	909	12.0%	13.7%	15.3%	15.5%
% of FP17s for the same patient ID Re-attending between 3 & 9 months - Children	264	431	61.3%	61.7%	61.1%	58.8%
% of FP17s for the same patient ID Re-attending between 3 & 9 months - Adults	567	909	62.4%	53.1%	52.3%	51.1%
% of FP17s for Band 1 Urgent Courses	102	1,333	7.7%	8.6%	9.5%	9.0%
% of FP17s Relating to Free Repair or Replacements	6	1,333	0.5%	0.8%	0.7%	0.8%
% of FP17s Relating to Continuations	5	1,333	0.4%	1.0%	0.8%	0.9%
% of Patients satisfied with the dentistry they have received	3	3	N/A	93.0%	93.6%	93.3%
% of Patients satisfied with the time they had to wait for an appointment	3	3	N/A	90.5%	88.8%	88.9%

\* This is based on patients treated on this contract for their most recent course of treatment. Figures in italics indicate the base number of FP17s or Patient Questionnaire responses are less than 100. N/A is shown where the base number of responses is less than 10 during the period. % is calculated as Quantity/Base number\*100

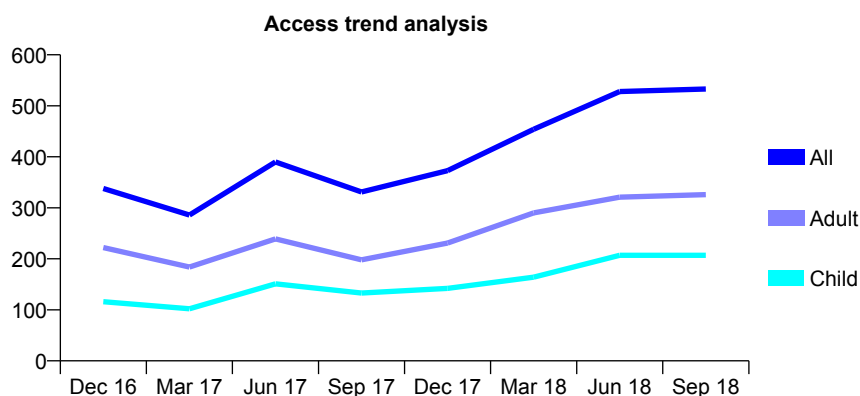
## Q65 - Vital Signs At a Glance Contract Report for 995274/0002 - September 2018

Name or company name	MR PW CHAN
Contract type name	GDS Contract
Purpose of contract	General
Contract start date	01/02/2015
Contract end date	

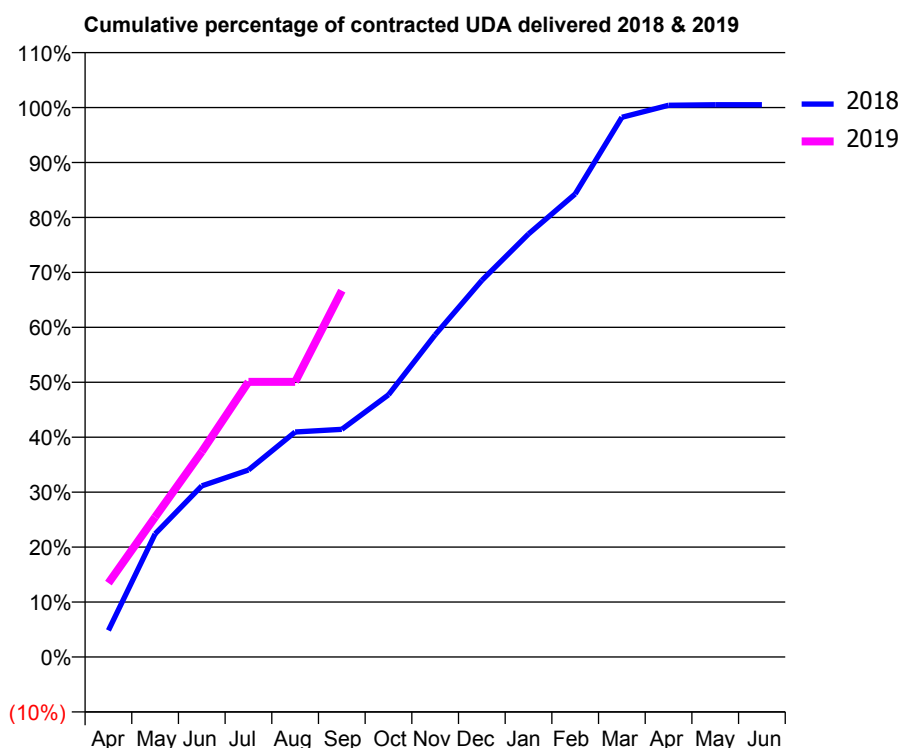
18/19 Contracted general activity (UDA)	1,216
Carry forward general activity (UDA)	-6
18/19 Contracted orthodontic activity (UOA)	0
Carry forward orthodontic activity (UOA)	0
Baseline contract value	£25,121.86

### ACCESS\*

Patients seen in 24 months	Total	Change since previous quarter
Quarter ending September 2017	331	
Quarter ending December 2017	373	↑
Quarter ending March 2018	454	↑
Quarter ending June 2018	528	↑
Quarter ending September 2018	533	→
<b>Variance since September 2017</b>	<b>61.0%</b>	<b>↑</b>



### ACTIVITY



Adjusted Scheduled Activity (UDA)		
Month	2018	2019
April	59	164
May	273	310
June	379	454
July	414	609
August	498	609
September	504	811
October	580	
November	713	
December	834	
January	936	
February	1,025	
March	1,194	
April	1,221	
May	1,222	
June	1,222	

### QUALITY

	Quantity	Base Number	Contract	AT	Region	England
% of FP17s for the same patient ID Re-attending within 3 months - Children	9	173	5.2%	9.5%	11.1%	11.6%
% of FP17s for the same patient ID Re-attending within 3 months - Adults	28	251	11.2%	13.7%	15.3%	15.5%
% of FP17s for the same patient ID Re-attending between 3 & 9 months - Children	86	173	49.7%	61.7%	61.1%	58.8%
% of FP17s for the same patient ID Re-attending between 3 & 9 months - Adults	122	251	48.6%	53.1%	52.3%	51.1%
% of FP17s for Band 1 Urgent Courses	14	409	3.4%	8.6%	9.5%	9.0%
% of FP17s Relating to Free Repair or Replacements	3	409	0.7%	0.8%	0.7%	0.8%
% of FP17s Relating to Continuations	3	409	0.7%	1.0%	0.8%	0.9%
% of Patients satisfied with the dentistry they have received	0	0	N/A	93.0%	93.6%	93.3%
% of Patients satisfied with the time they had to wait for an appointment	0	0	N/A	90.5%	88.8%	88.9%

\* This is based on patients treated on this contract for their most recent course of treatment. Figures in italics indicate the base number of FP17s or Patient Questionnaire responses are less than 100. N/A is shown where the base number of responses is less than 10 during the period. % is calculated as Quantity/Base number\*100

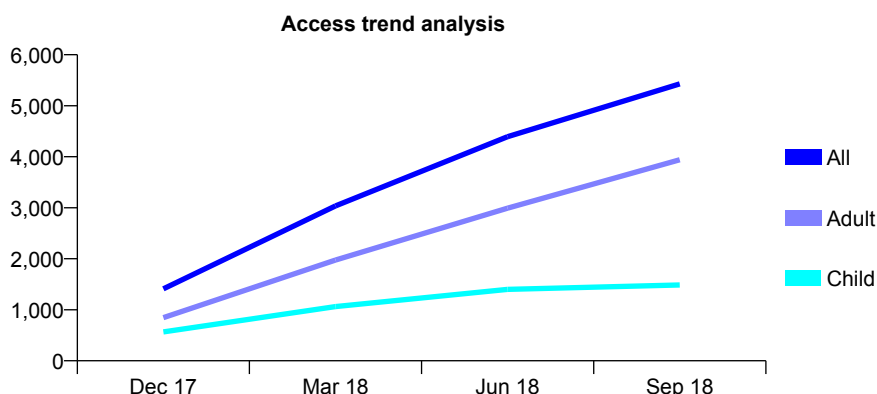
## Q66 - Vital Signs At a Glance Contract Report for 100073/0000 - September 2018

Name or company name	Genix Healthcare Saltash Limited
Contract type name	GDS Contract
Purpose of contract	General
Contract start date	01/10/2017
Contract end date	

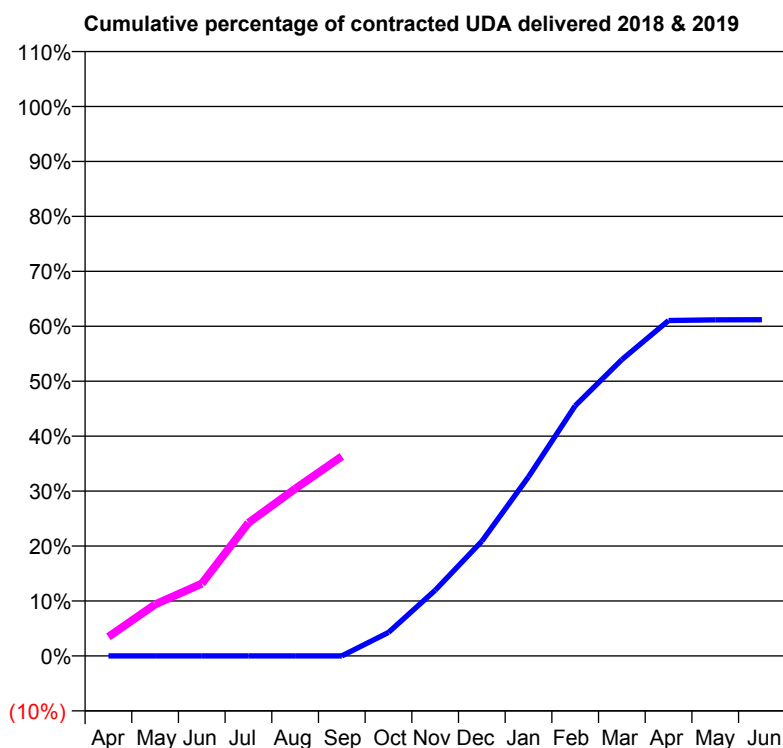
18/19 Contracted general activity (UDA)	19,116
Carry forward general activity (UDA)	0
18/19 Contracted orthodontic activity (UOA)	0
Carry forward orthodontic activity (UOA)	0
Baseline contract value	£500,826.47

### ACCESS\*

Patients seen in 24 months	Total	Change since previous quarter
Quarter ending September 2017	0	
Quarter ending December 2017	1,411	↑
Quarter ending March 2018	3,037	↑
Quarter ending June 2018	4,393	↑
Quarter ending September 2018	5,429	↑
Variance since September 2017	N/A	



### ACTIVITY



Adjusted Scheduled Activity (UDA)		
Month	2018	2019
April	0	667
May	0	1,793
June	0	2,518
July	0	4,631
August	0	5,815
September	0	6,942
October	409	
November	1,143	
December	1,997	
January	3,117	
February	4,352	
March	5,155	
April	5,835	
May	5,847	
June	5,848	

### QUALITY

	Quantity	Base Number	Contract	AT	Region	England
% of FP17s for the same patient ID Re-attending within 3 months - Children	45	1,319	3.4%	9.4%	11.1%	11.6%
% of FP17s for the same patient ID Re-attending within 3 months - Adults	279	3,019	9.2%	13.9%	15.3%	15.5%
% of FP17s for the same patient ID Re-attending between 3 & 9 months - Children	691	1,319	52.4%	59.4%	61.1%	58.8%
% of FP17s for the same patient ID Re-attending between 3 & 9 months - Adults	600	3,019	19.9%	50.4%	52.3%	51.1%
% of FP17s for Band 1 Urgent Courses	391	4,020	9.7%	10.0%	9.5%	9.0%
% of FP17s Relating to Free Repair or Replacements	6	4,020	0.1%	0.8%	0.7%	0.8%
% of FP17s Relating to Continuations	16	4,020	0.4%	1.0%	0.8%	0.9%
% of Patients satisfied with the dentistry they have received	3	3	N/A	93.9%	93.6%	93.3%
% of Patients satisfied with the time they had to wait for an appointment	1	3	N/A	85.6%	88.8%	88.9%

\* This is based on patients treated on this contract for their most recent course of treatment. Figures in italics indicate the base number of FP17s or Patient Questionnaire responses are less than 100. N/A is shown where the base number of responses is less than 10 during the period. % is calculated as Quantity/Base number\*100

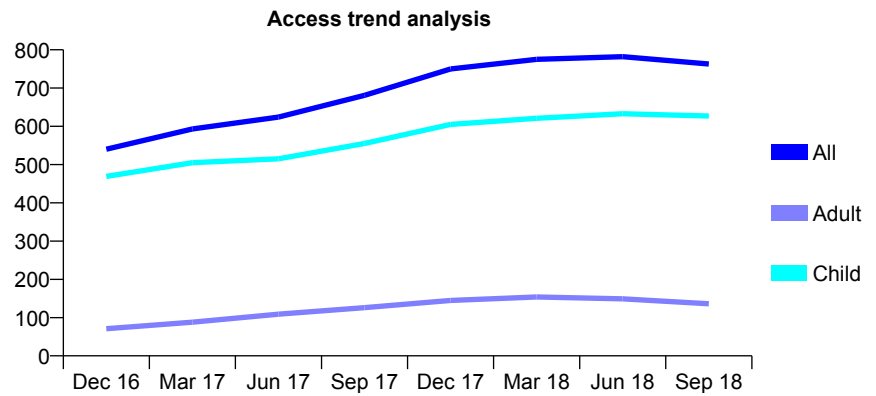
## Q66 - Vital Signs At a Glance Contract Report for 100076/0000 - September 2018

Name or company name	Hayle Dental Practice Partnership
Contract type name	GDS Contract
Purpose of contract	General
Contract start date	01/04/2016
Contract end date	

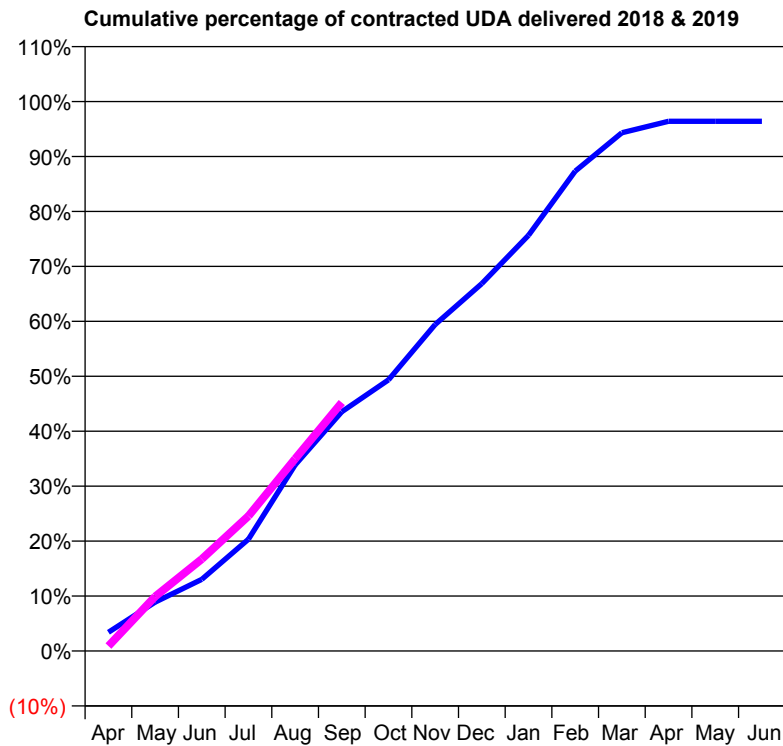
18/19 Contracted general activity (UDA)	1,557
Carry forward general activity (UDA)	56
18/19 Contracted orthodontic activity (UOA)	0
Carry forward orthodontic activity (UOA)	0
Baseline contract value	£41,079.08

### ACCESS\*

Patients seen in 24 months	Total	Change since previous quarter
Quarter ending September 2017	681	
Quarter ending December 2017	750	↑
Quarter ending March 2018	775	↑
Quarter ending June 2018	782	→
Quarter ending September 2018	763	↓
<b>Variance since September 2017</b>	<b>12.0%</b>	<b>↑</b>



### ACTIVITY



Adjusted Scheduled Activity (UDA)		
Month	2018	2019
April	53	14
May	139	154
June	203	260
July	317	383
August	527	545
September	678	704
October	768	
November	925	
December	1,041	
January	1,178	
February	1,360	
March	1,468	
April	1,501	
May	1,501	
June	1,501	

### QUALITY

	Quantity	Base Number	Contract	AT	Region	England
% of FP17s for the same patient ID Re-attending within 3 months - Children	36	516	7.0%	9.4%	11.1%	11.6%
% of FP17s for the same patient ID Re-attending within 3 months - Adults	4	51	7.8%	13.9%	15.3%	15.5%
% of FP17s for the same patient ID Re-attending between 3 & 9 months - Children	329	516	63.8%	59.4%	61.1%	58.8%
% of FP17s for the same patient ID Re-attending between 3 & 9 months - Adults	30	51	58.8%	50.4%	52.3%	51.1%
% of FP17s for Band 1 Urgent Courses	35	539	6.5%	10.0%	9.5%	9.0%
% of FP17s Relating to Free Repair or Replacements	0	539	0.0%	0.8%	0.7%	0.8%
% of FP17s Relating to Continuations	1	539	0.2%	1.0%	0.8%	0.9%
% of Patients satisfied with the dentistry they have received	0	0	N/A	93.9%	93.6%	93.3%
% of Patients satisfied with the time they had to wait for an appointment	0	0	N/A	85.6%	88.8%	88.9%

\* This is based on patients treated on this contract for their most recent course of treatment.  
Figures in italics indicate the base number of FP17s or Patient Questionnaire responses are less than 100. N/A is shown where the base number of responses is less than 10 during the period. % is calculated as Quantity/Base number\*100

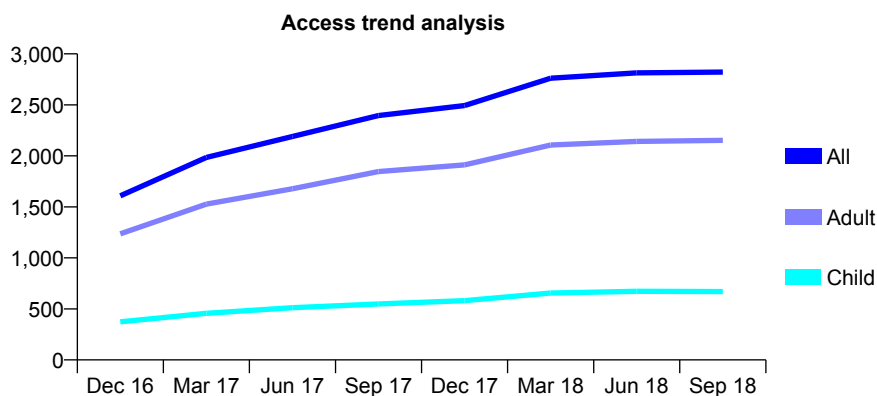
## Q66 - Vital Signs At a Glance Contract Report for 100083/0000 - September 2018

Name or company name	PCH Dental CIC
Contract type name	GDS Contract
Purpose of contract	General
Contract start date	01/04/2016
Contract end date	

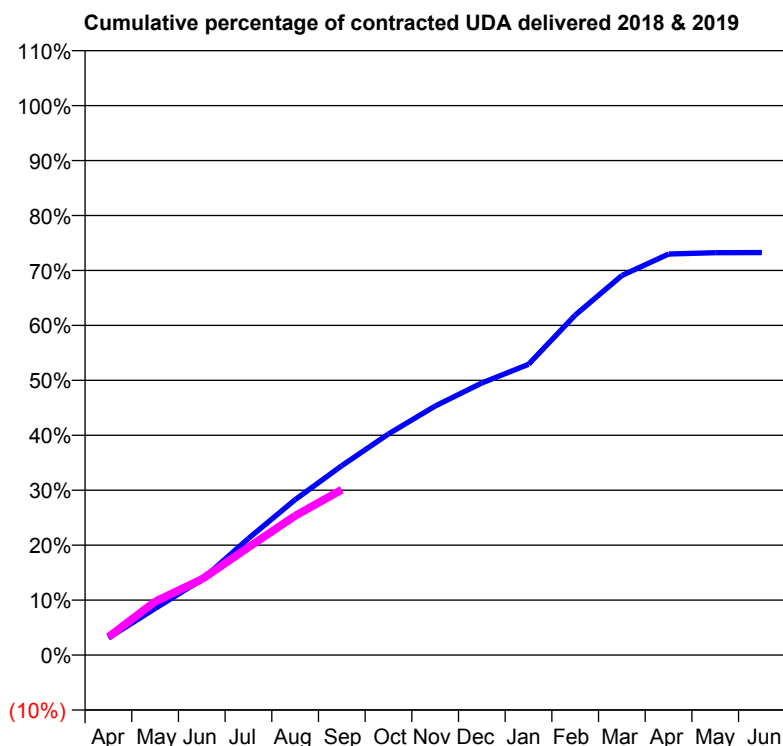
18/19 Contracted general activity (UDA)	10,946
Carry forward general activity (UDA)	0
18/19 Contracted orthodontic activity (UOA)	0
Carry forward orthodontic activity (UOA)	0
Baseline contract value	£301,113.55

### ACCESS\*

Patients seen in 24 months	Total	Change since previous quarter
Quarter ending September 2017	2,395	
Quarter ending December 2017	2,493	↑
Quarter ending March 2018	2,762	↑
Quarter ending June 2018	2,814	→
Quarter ending September 2018	2,822	→
<b>Variance since September 2017</b>	<b>17.8%</b>	<b>↑</b>



### ACTIVITY



Adjusted Scheduled Activity (UDA)		
Month	2018	2019
April	342	361
May	929	1,067
June	1,502	1,511
July	2,323	2,148
August	3,096	2,773
September	3,773	3,296
October	4,406	
November	4,962	
December	5,421	
January	5,793	
February	6,773	
March	7,560	
April	7,989	
May	8,014	
June	8,017	

### QUALITY

	Quantity	Base Number	Contract	AT	Region	England
% of FP17s for the same patient ID Re-attending within 3 months - Children	36	458	7.9%	9.4%	11.1%	11.6%
% of FP17s for the same patient ID Re-attending within 3 months - Adults	194	1,369	14.2%	13.9%	15.3%	15.5%
% of FP17s for the same patient ID Re-attending between 3 & 9 months - Children	230	458	50.2%	59.4%	61.1%	58.8%
% of FP17s for the same patient ID Re-attending between 3 & 9 months - Adults	732	1,369	53.5%	50.4%	52.3%	51.1%
% of FP17s for Band 1 Urgent Courses	128	1,653	7.7%	10.0%	9.5%	9.0%
% of FP17s Relating to Free Repair or Replacements	19	1,653	1.1%	0.8%	0.7%	0.8%
% of FP17s Relating to Continuations	5	1,653	0.3%	1.0%	0.8%	0.9%
% of Patients satisfied with the dentistry they have received	6	6	N/A	93.9%	93.6%	93.3%
% of Patients satisfied with the time they had to wait for an appointment	6	6	N/A	85.6%	88.8%	88.9%

\* This is based on patients treated on this contract for their most recent course of treatment. Figures in italics indicate the base number of FP17s or Patient Questionnaire responses are less than 100. N/A is shown where the base number of responses is less than 10 during the period. % is calculated as Quantity/Base number\*100

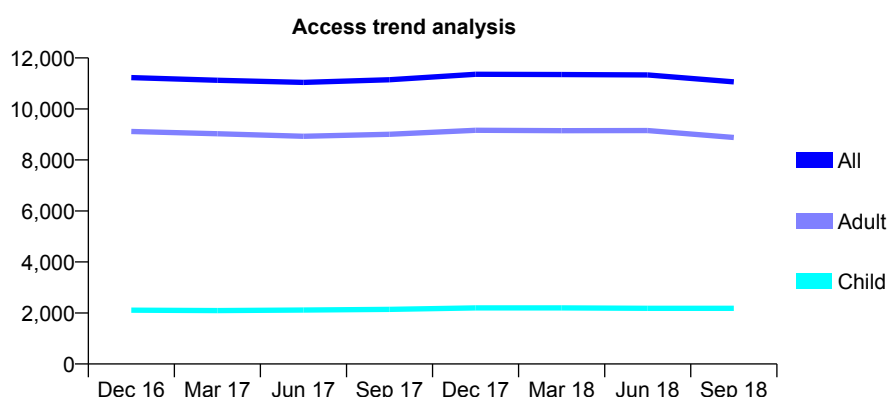
# Q66 - Vital Signs At a Glance Contract Report for 101192/0007 - September 2018

Name or company name	Community Dental Centres Ltd
Contract type name	GDS Contract
Purpose of contract	General and Orthodontic
Contract start date	01/04/2006
Contract end date	

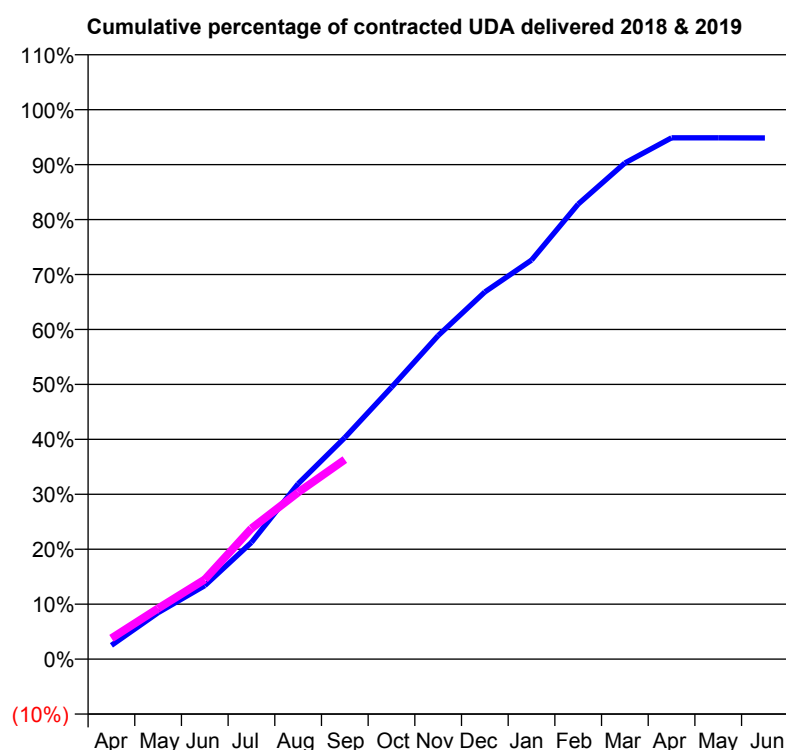
18/19 Contracted general activity (UDA)	36,000
Carry forward general activity (UDA)	0
18/19 Contracted orthodontic activity (UOA)	3,677
Carry forward orthodontic activity (UOA)	0
Baseline contract value	£1,209,826.88

## ACCESS\*

Patients seen in 24 months	Total	Change since previous quarter
Quarter ending September 2017	11,147	
Quarter ending December 2017	11,360	→
Quarter ending March 2018	11,348	→
Quarter ending June 2018	11,334	→
Quarter ending September 2018	11,061	↓
<b>Variance since September 2017</b>	<b>(0.8%)</b>	→



## ACTIVITY



Adjusted Scheduled Activity (UDA)		
Month	2018	2019
April	782	1,370
May	2,624	3,327
June	4,150	5,222
July	6,588	8,568
August	9,898	10,924
September	12,496	13,072
October	15,337	
November	18,254	
December	20,718	
January	22,514	
February	25,672	
March	27,991	
April	29,407	
May	29,411	
June	29,405	

## QUALITY

	Quantity	Base Number	Contract	AT	Region	England
% of FP17s for the same patient ID Re-attending within 3 months - Children	96	1,379	7.0%	9.4%	11.1%	11.6%
% of FP17s for the same patient ID Re-attending within 3 months - Adults	505	5,287	9.6%	13.9%	15.3%	15.5%
% of FP17s for the same patient ID Re-attending between 3 & 9 months - Children	637	1,379	46.2%	59.4%	61.1%	58.8%
% of FP17s for the same patient ID Re-attending between 3 & 9 months - Adults	2,557	5,287	48.4%	50.4%	52.3%	51.1%
% of FP17s for Band 1 Urgent Courses	517	6,162	8.4%	10.0%	9.5%	9.0%
% of FP17s Relating to Free Repair or Replacements	19	6,162	0.3%	0.8%	0.7%	0.8%
% of FP17s Relating to Continuations	33	6,162	0.5%	1.0%	0.8%	0.9%
% of Patients satisfied with the dentistry they have received	6	6	N/A	93.9%	93.6%	93.3%
% of Patients satisfied with the time they had to wait for an appointment	5	6	N/A	85.6%	88.8%	88.9%

\* This is based on patients treated on this contract for their most recent course of treatment. Figures in italics indicate the base number of FP17s or Patient Questionnaire responses are less than 100. N/A is shown where the base number of responses is less than 10 during the period. % is calculated as Quantity/Base number\*100



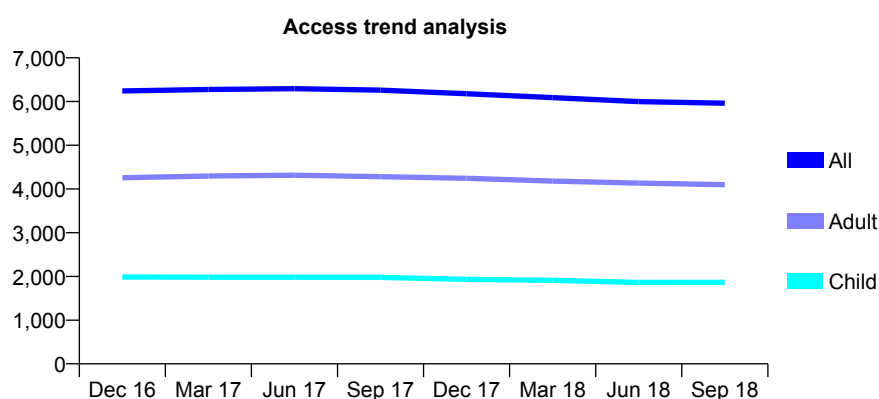
# Q66 - Vital Signs At a Glance Contract Report for 101281/0062 - September 2018

Name or company name	OASIS DENTAL CARE LTD
Contract type name	GDS Contract
Purpose of contract	General
Contract start date	01/04/2006
Contract end date	

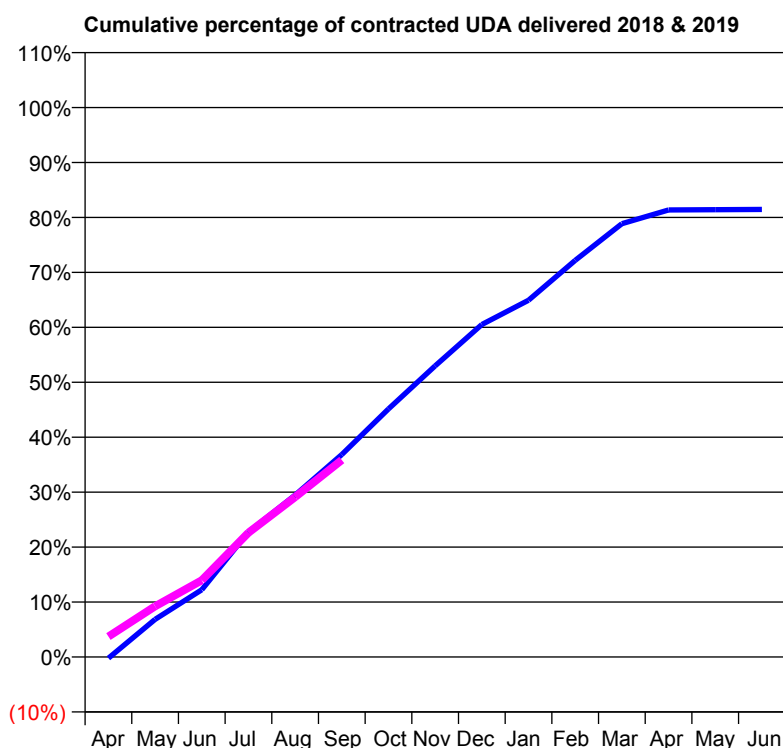
18/19 Contracted general activity (UDA)	17,010
Carry forward general activity (UDA)	0
18/19 Contracted orthodontic activity (UOA)	0
Carry forward orthodontic activity (UOA)	0
Baseline contract value	£385,899.62

## ACCESS\*

Patients seen in 24 months	Total	Change since previous quarter
Quarter ending September 2017	6,259	
Quarter ending December 2017	6,178	↓
Quarter ending March 2018	6,091	↓
Quarter ending June 2018	5,998	↓
Quarter ending September 2018	5,962	→
<b>Variance since September 2017</b>	<b>(4.7%)</b>	<b>↓</b>



## ACTIVITY



Adjusted Scheduled Activity (UDA)		
Month	2018	2019
April	-41	635
May	1,165	1,569
June	2,082	2,375
July	3,870	3,848
August	5,013	4,952
September	6,270	6,099
October	7,679	
November	9,014	
December	10,292	
January	11,044	
February	12,278	
March	13,413	
April	13,838	
May	13,848	
June	13,854	

## QUALITY

	Quantity	Base Number	Contract	AT	Region	England
% of FP17s for the same patient ID Re-attending within 3 months - Children	68	1,407	4.8%	9.4%	11.1%	11.6%
% of FP17s for the same patient ID Re-attending within 3 months - Adults	248	2,739	9.1%	13.9%	15.3%	15.5%
% of FP17s for the same patient ID Re-attending between 3 & 9 months - Children	852	1,407	60.6%	59.4%	61.1%	58.8%
% of FP17s for the same patient ID Re-attending between 3 & 9 months - Adults	1,684	2,739	61.5%	50.4%	52.3%	51.1%
% of FP17s for Band 1 Urgent Courses	184	3,856	4.8%	10.0%	9.5%	9.0%
% of FP17s Relating to Free Repair or Replacements	22	3,856	0.6%	0.8%	0.7%	0.8%
% of FP17s Relating to Continuations	5	3,856	0.1%	1.0%	0.8%	0.9%
% of Patients satisfied with the dentistry they have received	2	3	N/A	93.9%	93.6%	93.3%
% of Patients satisfied with the time they had to wait for an appointment	3	3	N/A	85.6%	88.8%	88.9%

\* This is based on patients treated on this contract for their most recent course of treatment. Figures in italics indicate the base number of FP17s or Patient Questionnaire responses are less than 100. N/A is shown where the base number of responses is less than 10 during the period. % is calculated as Quantity/Base number\*100

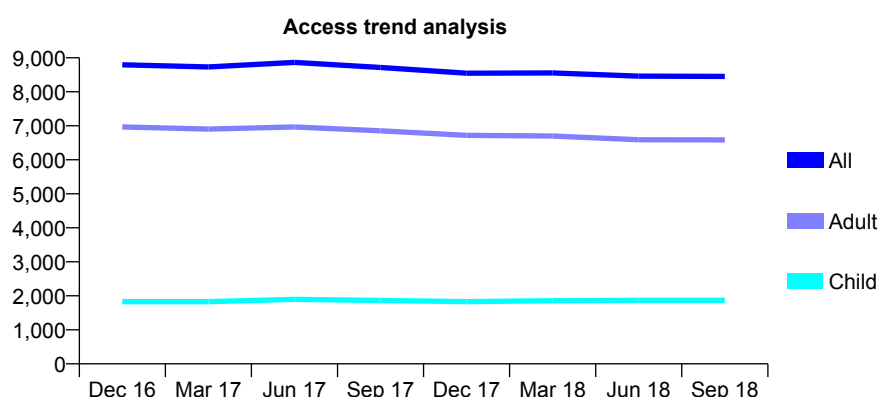
# Q66 - Vital Signs At a Glance Contract Report for 101281/0165 - September 2018

Name or company name	OASIS DENTAL CARE LTD
Contract type name	GDS Contract
Purpose of contract	General
Contract start date	10/04/2007
Contract end date	

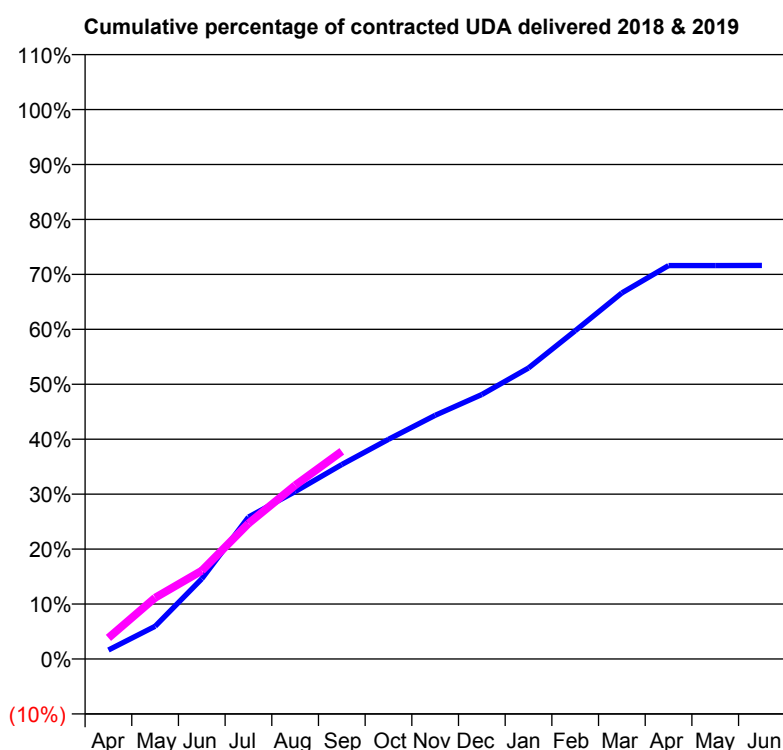
18/19 Contracted general activity (UDA)	30,000
Carry forward general activity (UDA)	0
18/19 Contracted orthodontic activity (UOA)	0
Carry forward orthodontic activity (UOA)	0
Baseline contract value	£694,601.05

## ACCESS\*

Patients seen in 24 months	Total	Change since previous quarter
Quarter ending September 2017	8,717	
Quarter ending December 2017	8,548	↓
Quarter ending March 2018	8,556	→
Quarter ending June 2018	8,459	↓
Quarter ending September 2018	8,453	→
<b>Variance since September 2017</b>	<b>(3.0%)</b>	<b>↓</b>



## ACTIVITY



Adjusted Scheduled Activity (UDA)		
Month	2018	2019
April	492	1,153
May	1,789	3,342
June	4,382	4,821
July	7,753	7,399
August	9,140	9,485
September	10,621	11,340
October	11,995	
November	13,308	
December	14,439	
January	15,887	
February	17,919	
March	19,985	
April	21,480	
May	21,481	
June	21,486	

## QUALITY

	Quantity	Base Number	Contract	AT	Region	England
% of FP17s for the same patient ID Re-attending within 3 months - Children	88	1,448	6.1%	9.4%	11.1%	11.6%
% of FP17s for the same patient ID Re-attending within 3 months - Adults	596	5,141	11.6%	13.9%	15.3%	15.5%
% of FP17s for the same patient ID Re-attending between 3 & 9 months - Children	699	1,448	48.3%	59.4%	61.1%	58.8%
% of FP17s for the same patient ID Re-attending between 3 & 9 months - Adults	2,390	5,141	46.5%	50.4%	52.3%	51.1%
% of FP17s for Band 1 Urgent Courses	420	5,491	7.6%	10.0%	9.5%	9.0%
% of FP17s Relating to Free Repair or Replacements	62	5,491	1.1%	0.8%	0.7%	0.8%
% of FP17s Relating to Continuations	20	5,491	0.4%	1.0%	0.8%	0.9%
% of Patients satisfied with the dentistry they have received	14	14	100.0%	93.9%	93.6%	93.3%
% of Patients satisfied with the time they had to wait for an appointment	12	14	85.7%	85.6%	88.8%	88.9%

\* This is based on patients treated on this contract for their most recent course of treatment. Figures in italics indicate the base number of FP17s or Patient Questionnaire responses are less than 100. N/A is shown where the base number of responses is less than 10 during the period. % is calculated as Quantity/Base number\*100

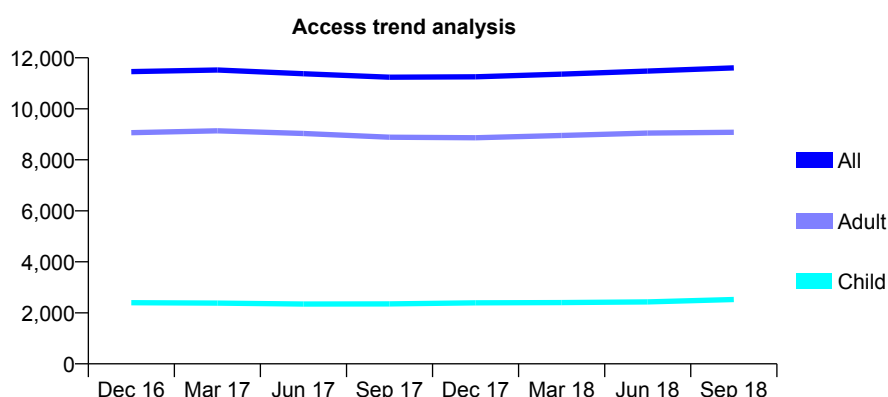
# Q66 - Vital Signs At a Glance Contract Report for 101281/0169 - September 2018

Name or company name	OASIS DENTAL CARE LTD
Contract type name	GDS Contract
Purpose of contract	General
Contract start date	01/06/2007
Contract end date	

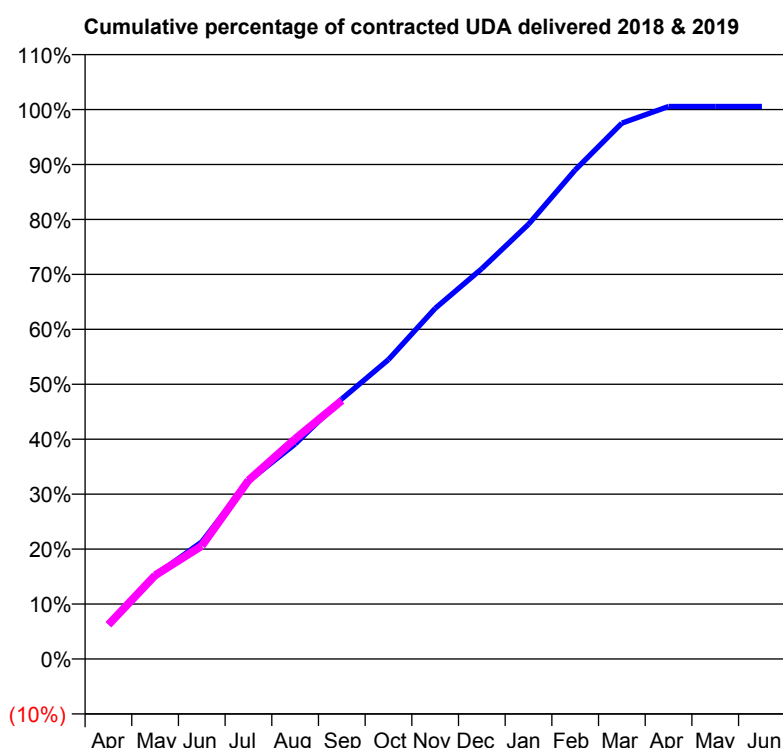
18/19 Contracted general activity (UDA)	33,000
Carry forward general activity (UDA)	-185
18/19 Contracted orthodontic activity (UOA)	0
Carry forward orthodontic activity (UOA)	0
Baseline contract value	£743,501.22

## ACCESS\*

Patients seen in 24 months	Total	Change since previous quarter
Quarter ending September 2017	11,240	
Quarter ending December 2017	11,256	→
Quarter ending March 2018	11,357	→
Quarter ending June 2018	11,480	→
Quarter ending September 2018	11,603	→
<b>Variance since September 2017</b>	<b>3.2%</b>	<b>↑</b>



## ACTIVITY



Adjusted Scheduled Activity (UDA)		
Month	2018	2019
April	2,083	2,064
May	5,026	5,022
June	7,034	6,793
July	10,687	10,726
August	12,916	13,218
September	15,621	15,520
October	17,981	
November	21,056	
December	23,447	
January	26,112	
February	29,373	
March	32,182	
April	33,180	
May	33,183	
June	33,185	

## QUALITY

	Quantity	Base Number	Contract	AT	Region	England
% of FP17s for the same patient ID Re-attending within 3 months - Children	108	1,902	5.7%	9.4%	11.1%	11.6%
% of FP17s for the same patient ID Re-attending within 3 months - Adults	1,022	6,946	14.7%	13.9%	15.3%	15.5%
% of FP17s for the same patient ID Re-attending between 3 & 9 months - Children	1,220	1,902	64.1%	59.4%	61.1%	58.8%
% of FP17s for the same patient ID Re-attending between 3 & 9 months - Adults	4,336	6,946	62.4%	50.4%	52.3%	51.1%
% of FP17s for Band 1 Urgent Courses	955	8,381	11.4%	10.0%	9.5%	9.0%
% of FP17s Relating to Free Repair or Replacements	86	8,381	1.0%	0.8%	0.7%	0.8%
% of FP17s Relating to Continuations	22	8,381	0.3%	1.0%	0.8%	0.9%
% of Patients satisfied with the dentistry they have received	8	8	N/A	93.9%	93.6%	93.3%
% of Patients satisfied with the time they had to wait for an appointment	6	8	N/A	85.6%	88.8%	88.9%

\* This is based on patients treated on this contract for their most recent course of treatment. Figures in italics indicate the base number of FP17s or Patient Questionnaire responses are less than 100. N/A is shown where the base number of responses is less than 10 during the period. % is calculated as Quantity/Base number\*100

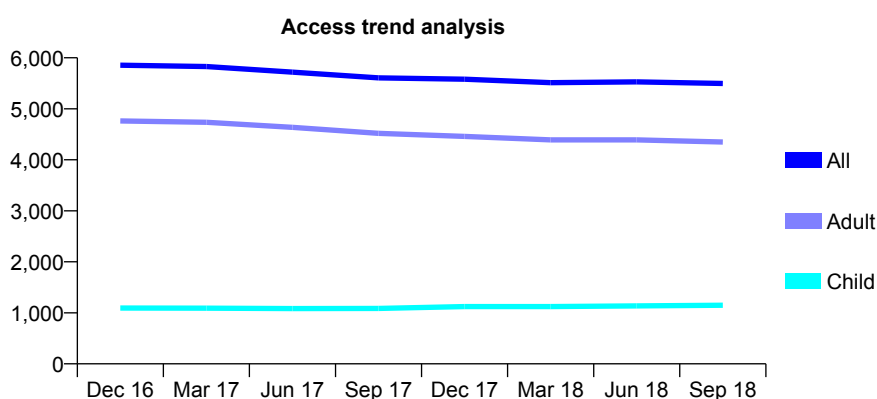
## Q66 - Vital Signs At a Glance Contract Report for 101338/0027 - September 2018

Name or company name	Whitecross Dental Care Limited
Contract type name	GDS Contract
Purpose of contract	General
Contract start date	01/04/2006
Contract end date	

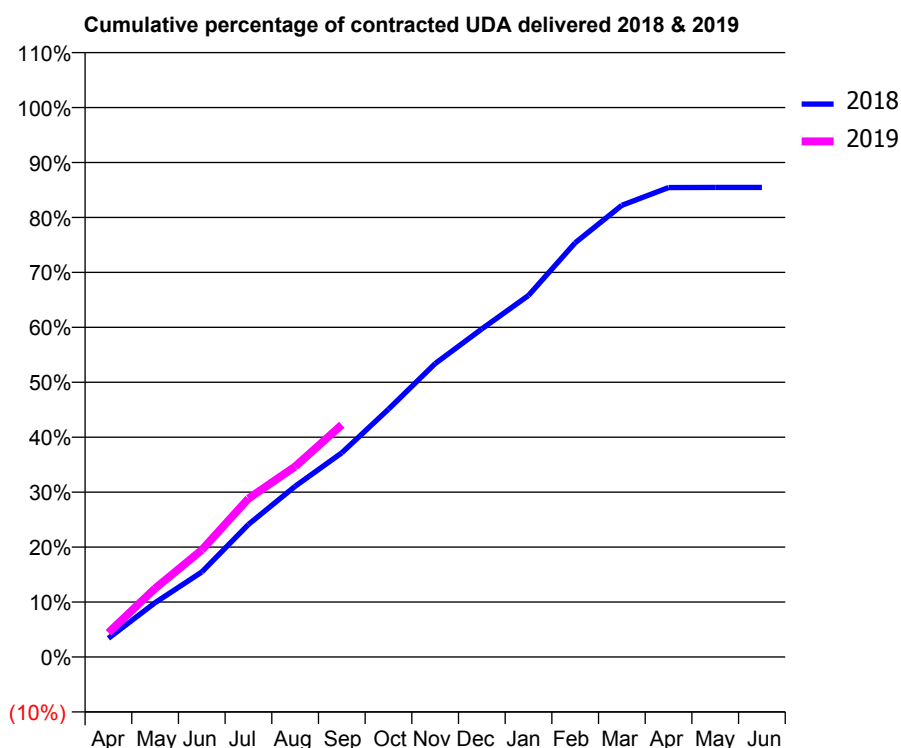
18/19 Contracted general activity (UDA)	19,823
Carry forward general activity (UDA)	0
18/19 Contracted orthodontic activity (UOA)	0
Carry forward orthodontic activity (UOA)	0
Baseline contract value	£578,279.79

### ACCESS\*

Patients seen in 24 months	Total	Change since previous quarter
Quarter ending September 2017	5,606	
Quarter ending December 2017	5,581	→
Quarter ending March 2018	5,512	↓
Quarter ending June 2018	5,527	→
Quarter ending September 2018	5,496	→
<b>Variance since September 2017</b>	<b>(2.0%)</b>	<b>↓</b>



### ACTIVITY



Adjusted Scheduled Activity (UDA)		
Month	2018	2019
April	675	879
May	1,962	2,477
June	3,067	3,859
July	4,782	5,718
August	6,159	6,874
September	7,365	8,379
October	8,941	
November	10,586	
December	11,835	
January	13,044	
February	14,941	
March	16,294	
April	16,937	
May	16,942	
June	16,941	

### QUALITY

	Quantity	Base Number	Contract	AT	Region	England
% of FP17s for the same patient ID Re-attending within 3 months - Children	35	879	4.0%	9.4%	11.1%	11.6%
% of FP17s for the same patient ID Re-attending within 3 months - Adults	415	3,301	12.6%	13.9%	15.3%	15.5%
% of FP17s for the same patient ID Re-attending between 3 & 9 months - Children	588	879	66.9%	59.4%	61.1%	58.8%
% of FP17s for the same patient ID Re-attending between 3 & 9 months - Adults	2,112	3,301	64.0%	50.4%	52.3%	51.1%
% of FP17s for Band 1 Urgent Courses	144	3,940	3.7%	10.0%	9.5%	9.0%
% of FP17s Relating to Free Repair or Replacements	30	3,940	0.8%	0.8%	0.7%	0.8%
% of FP17s Relating to Continuations	113	3,940	2.9%	1.0%	0.8%	0.9%
% of Patients satisfied with the dentistry they have received	7	7	N/A	93.9%	93.6%	93.3%
% of Patients satisfied with the time they had to wait for an appointment	6	7	N/A	85.6%	88.8%	88.9%

\* This is based on patients treated on this contract for their most recent course of treatment. Figures in italics indicate the base number of FP17s or Patient Questionnaire responses are less than 100. N/A is shown where the base number of responses is less than 10 during the period. % is calculated as Quantity/Base number\*100

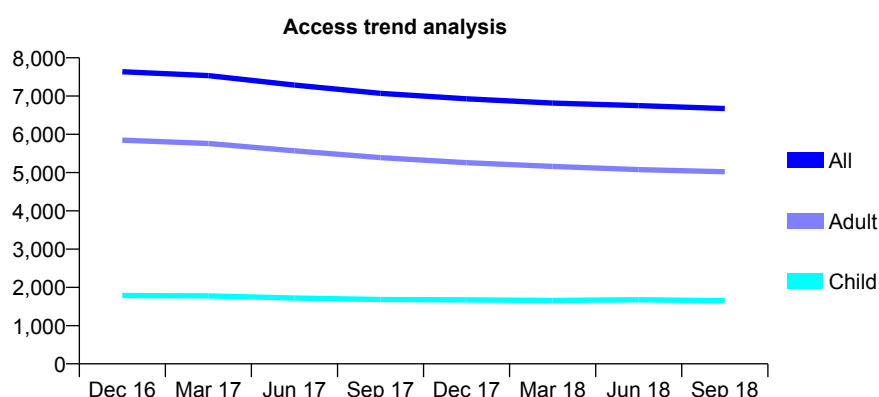
# Q66 - Vital Signs At a Glance Contract Report for 101338/0077 - September 2018

Name or company name	Whitecross Dental Care Limited
Contract type name	GDS Contract
Purpose of contract	General
Contract start date	09/03/2009
Contract end date	

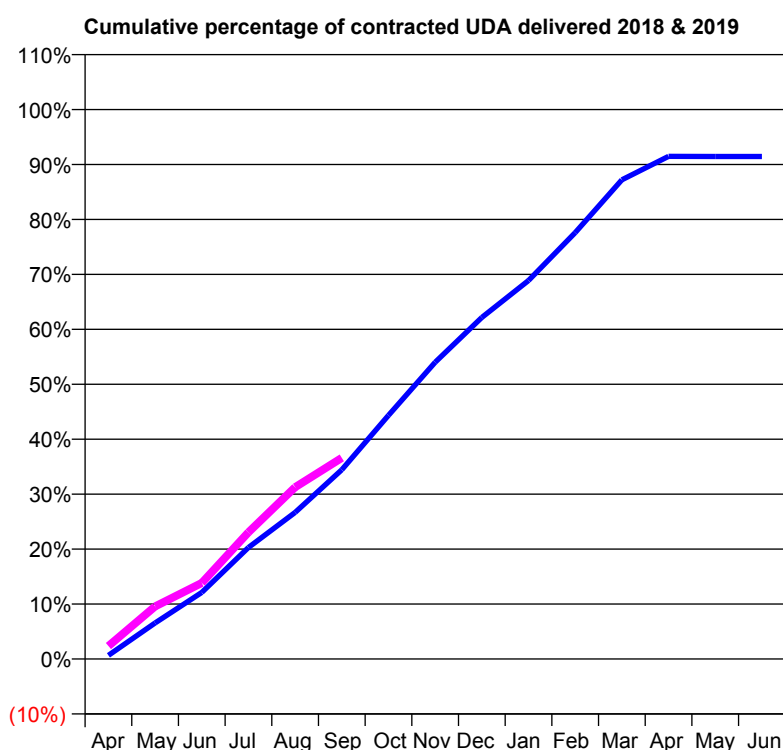
18/19 Contracted general activity (UDA)	20,500
Carry forward general activity (UDA)	0
18/19 Contracted orthodontic activity (UOA)	0
Carry forward orthodontic activity (UOA)	0
Baseline contract value	£545,943.08

## ACCESS\*

Patients seen in 24 months	Total	Change since previous quarter
Quarter ending September 2017	7,071	
Quarter ending December 2017	6,927	↓
Quarter ending March 2018	6,817	↓
Quarter ending June 2018	6,751	→
Quarter ending September 2018	6,673	↓
<b>Variance since September 2017</b>	<b>(5.6%)</b>	<b>↓</b>



## ACTIVITY



Adjusted Scheduled Activity (UDA)		
Month	2018	2019
April	117	486
May	1,148	1,965
June	2,123	2,838
July	3,553	4,728
August	4,670	6,409
September	6,028	7,502
October	7,761	
November	9,452	
December	10,879	
January	12,056	
February	13,577	
March	15,259	
April	16,009	
May	16,005	
June	16,005	

## QUALITY

	Quantity	Base Number	Contract	AT	Region	England
% of FP17s for the same patient ID Re-attending within 3 months - Children	66	1,060	6.2%	9.4%	11.1%	11.6%
% of FP17s for the same patient ID Re-attending within 3 months - Adults	251	2,633	9.5%	13.9%	15.3%	15.5%
% of FP17s for the same patient ID Re-attending between 3 & 9 months - Children	483	1,060	45.6%	59.4%	61.1%	58.8%
% of FP17s for the same patient ID Re-attending between 3 & 9 months - Adults	901	2,633	34.2%	50.4%	52.3%	51.1%
% of FP17s for Band 1 Urgent Courses	205	3,407	6.0%	10.0%	9.5%	9.0%
% of FP17s Relating to Free Repair or Replacements	10	3,407	0.3%	0.8%	0.7%	0.8%
% of FP17s Relating to Continuations	35	3,407	1.0%	1.0%	0.8%	0.9%
% of Patients satisfied with the dentistry they have received	12	13	92.3%	93.9%	93.6%	93.3%
% of Patients satisfied with the time they had to wait for an appointment	11	13	84.6%	85.6%	88.8%	88.9%

\* This is based on patients treated on this contract for their most recent course of treatment. Figures in italics indicate the base number of FP17s or Patient Questionnaire responses are less than 100. N/A is shown where the base number of responses is less than 10 during the period. % is calculated as Quantity/Base number\*100

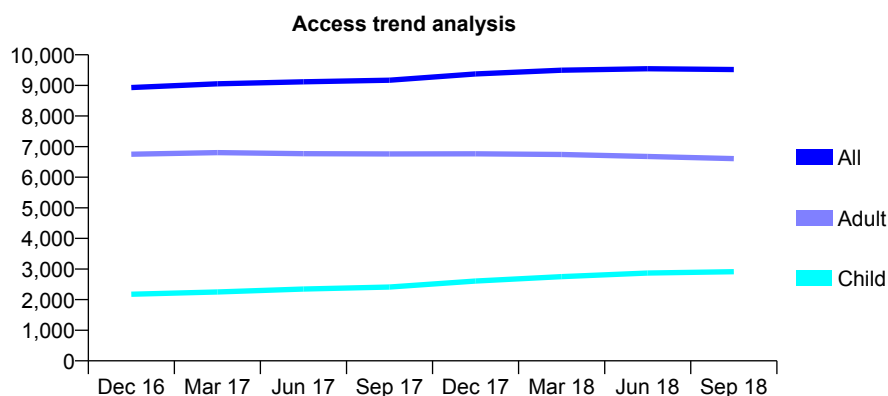
## Q66 - Vital Signs At a Glance Contract Report for 101338/0078 - September 2018

Name or company name	Whitecross Dental Care Limited
Contract type name	GDS Contract
Purpose of contract	General
Contract start date	15/04/2009
Contract end date	

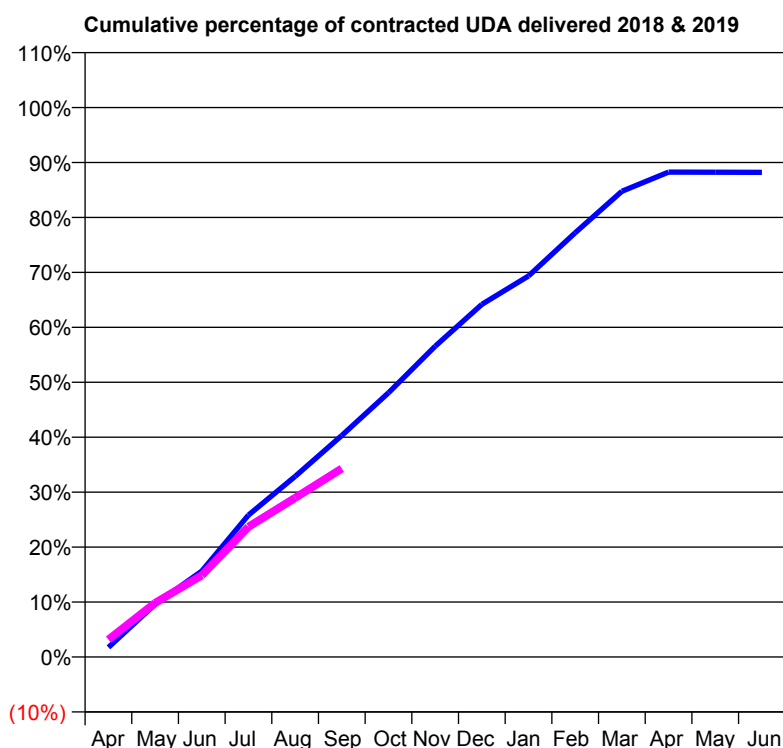
18/19 Contracted general activity (UDA)	32,250
Carry forward general activity (UDA)	0
18/19 Contracted orthodontic activity (UOA)	0
Carry forward orthodontic activity (UOA)	0
Baseline contract value	£736,167.19

### ACCESS\*

Patients seen in 24 months	Total	Change since previous quarter
Quarter ending September 2017	9,172	
Quarter ending December 2017	9,373	↑
Quarter ending March 2018	9,495	→
Quarter ending June 2018	9,544	→
Quarter ending September 2018	9,519	→
<b>Variance since September 2017</b>	<b>3.8%</b>	<b>↑</b>



### ACTIVITY



Adjusted Scheduled Activity (UDA)		
Month	2018	2019
April	526	1,017
May	2,879	3,177
June	4,695	4,791
July	7,757	7,641
August	9,866	9,338
September	12,104	11,065
October	14,434	
November	16,977	
December	19,271	
January	20,820	
February	23,179	
March	25,446	
April	26,493	
May	26,489	
June	26,482	

### QUALITY

	Quantity	Base Number	Contract	AT	Region	England
% of FP17s for the same patient ID Re-attending within 3 months - Children	111	2,108	5.3%	9.4%	11.1%	11.6%
% of FP17s for the same patient ID Re-attending within 3 months - Adults	347	4,262	8.1%	13.9%	15.3%	15.5%
% of FP17s for the same patient ID Re-attending between 3 & 9 months - Children	1,246	2,108	59.1%	59.4%	61.1%	58.8%
% of FP17s for the same patient ID Re-attending between 3 & 9 months - Adults	2,631	4,262	61.7%	50.4%	52.3%	51.1%
% of FP17s for Band 1 Urgent Courses	168	5,933	2.8%	10.0%	9.5%	9.0%
% of FP17s Relating to Free Repair or Replacements	24	5,933	0.4%	0.8%	0.7%	0.8%
% of FP17s Relating to Continuations	93	5,933	1.6%	1.0%	0.8%	0.9%
% of Patients satisfied with the dentistry they have received	2	2	N/A	93.9%	93.6%	93.3%
% of Patients satisfied with the time they had to wait for an appointment	2	2	N/A	85.6%	88.8%	88.9%

\* This is based on patients treated on this contract for their most recent course of treatment. Figures in italics indicate the base number of FP17s or Patient Questionnaire responses are less than 100. N/A is shown where the base number of responses is less than 10 during the period. % is calculated as Quantity/Base number\*100

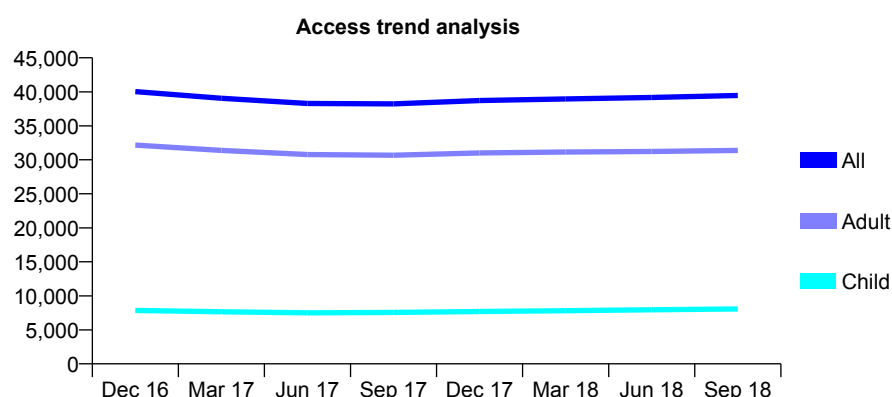
# Q66 - Vital Signs At a Glance Contract Report for 101338/0084 - September 2018

Name or company name	Whitecross Dental Care Limited
Contract type name	GDS Contract
Purpose of contract	General
Contract start date	01/04/2009
Contract end date	

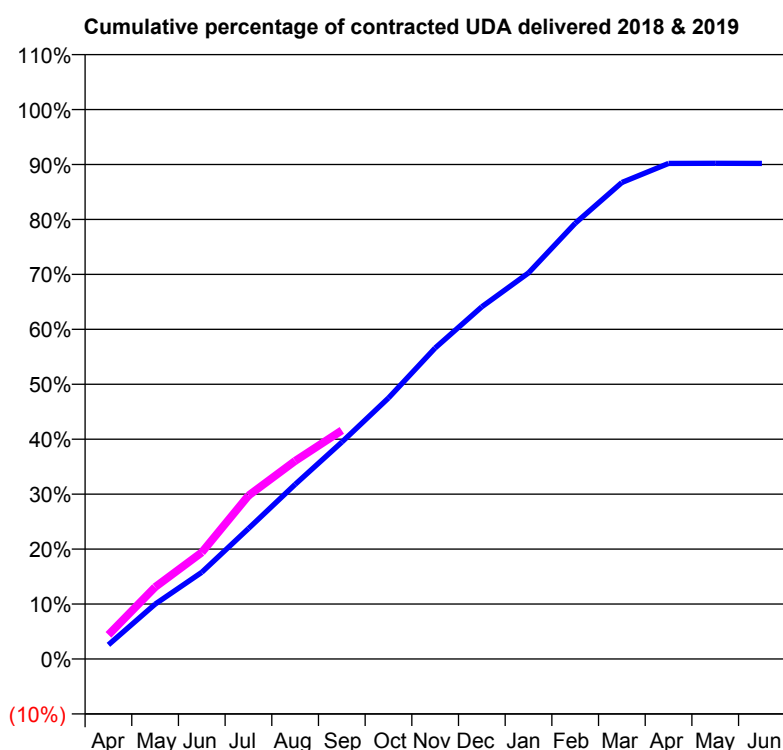
18/19 Contracted general activity (UDA)	130,501
Carry forward general activity (UDA)	0
18/19 Contracted orthodontic activity (UOA)	0
Carry forward orthodontic activity (UOA)	0
Baseline contract value	£3,499,288.05

## ACCESS\*

Patients seen in 24 months	Total	Change since previous quarter
Quarter ending September 2017	38,235	
Quarter ending December 2017	38,719	→
Quarter ending March 2018	38,960	→
Quarter ending June 2018	39,174	→
Quarter ending September 2018	39,456	→
<b>Variance since September 2017</b>	<b>3.2%</b>	<b>↑</b>



## ACTIVITY



Adjusted Scheduled Activity (UDA)		
Month	2018	2019
April	3,303	5,735
May	12,724	17,077
June	20,130	25,327
July	30,280	38,796
August	40,524	47,039
September	50,329	54,300
October	60,578	
November	72,174	
December	81,724	
January	89,586	
February	101,098	
March	110,577	
April	114,995	
May	115,017	
June	114,999	

## QUALITY

	Quantity	Base Number	Contract	AT	Region	England
% of FP17s for the same patient ID Re-attending within 3 months - Children	289	5,825	5.0%	9.4%	11.1%	11.6%
% of FP17s for the same patient ID Re-attending within 3 months - Adults	2,612	21,016	12.4%	13.9%	15.3%	15.5%
% of FP17s for the same patient ID Re-attending between 3 & 9 months - Children	3,492	5,825	59.9%	59.4%	61.1%	58.8%
% of FP17s for the same patient ID Re-attending between 3 & 9 months - Adults	11,133	21,016	53.0%	50.4%	52.3%	51.1%
% of FP17s for Band 1 Urgent Courses	2,365	24,916	9.5%	10.0%	9.5%	9.0%
% of FP17s Relating to Free Repair or Replacements	141	24,916	0.6%	0.8%	0.7%	0.8%
% of FP17s Relating to Continuations	366	24,916	1.5%	1.0%	0.8%	0.9%
% of Patients satisfied with the dentistry they have received	47	49	95.9%	93.9%	93.6%	93.3%
% of Patients satisfied with the time they had to wait for an appointment	44	49	89.8%	85.6%	88.8%	88.9%

\* This is based on patients treated on this contract for their most recent course of treatment. Figures in italics indicate the base number of FP17s or Patient Questionnaire responses are less than 100. N/A is shown where the base number of responses is less than 10 during the period. % is calculated as Quantity/Base number\*100



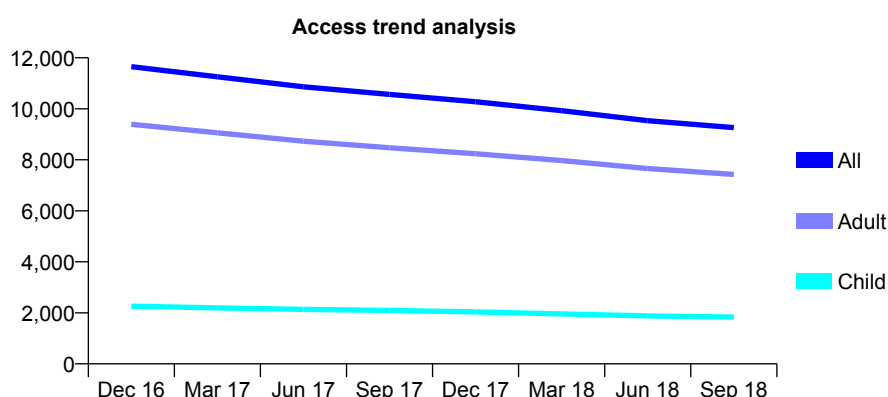
# Q66 - Vital Signs At a Glance Contract Report for 101338/0131 - September 2018

Name or company name	Whitecross Dental Care Limited
Contract type name	GDS Contract
Purpose of contract	General
Contract start date	01/04/2011
Contract end date	

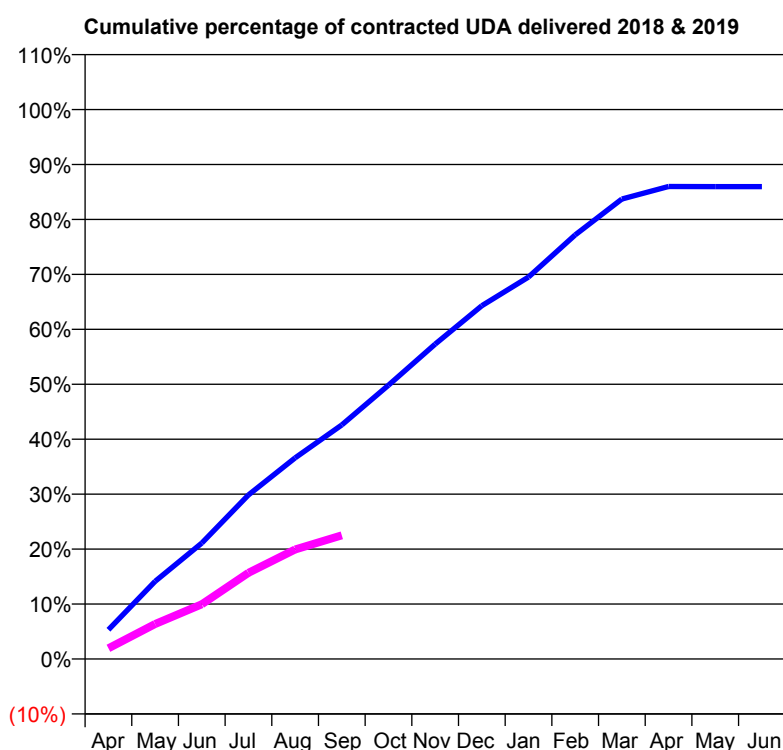
18/19 Contracted general activity (UDA)	34,511
Carry forward general activity (UDA)	0
18/19 Contracted orthodontic activity (UOA)	0
Carry forward orthodontic activity (UOA)	0
Baseline contract value	£973,669.41

## ACCESS\*

Patients seen in 24 months	Total	Change since previous quarter
Quarter ending September 2017	10,567	
Quarter ending December 2017	10,277	↓
Quarter ending March 2018	9,928	↓
Quarter ending June 2018	9,536	↓
Quarter ending September 2018	9,262	↓
<b>Variance since September 2017</b>	<b>(12.3%)</b>	↓



## ACTIVITY



Adjusted Scheduled Activity (UDA)		
Month	2018	2019
April	1,465	670
May	3,887	2,196
June	5,802	3,441
July	8,212	5,417
August	10,073	6,882
September	11,720	7,771
October	13,709	
November	15,763	
December	17,690	
January	19,121	
February	21,230	
March	23,027	
April	23,655	
May	23,651	
June	23,650	

## QUALITY

	Quantity	Base Number	Contract	AT	Region	England
% of FP17s for the same patient ID Re-attending within 3 months - Children	31	925	3.4%	9.4%	11.1%	11.6%
% of FP17s for the same patient ID Re-attending within 3 months - Adults	296	3,352	8.8%	13.9%	15.3%	15.5%
% of FP17s for the same patient ID Re-attending between 3 & 9 months - Children	495	925	53.5%	59.4%	61.1%	58.8%
% of FP17s for the same patient ID Re-attending between 3 & 9 months - Adults	1,578	3,352	47.1%	50.4%	52.3%	51.1%
% of FP17s for Band 1 Urgent Courses	213	4,012	5.3%	10.0%	9.5%	9.0%
% of FP17s Relating to Free Repair or Replacements	58	4,012	1.4%	0.8%	0.7%	0.8%
% of FP17s Relating to Continuations	35	4,012	0.9%	1.0%	0.8%	0.9%
% of Patients satisfied with the dentistry they have received	8	8	N/A	93.9%	93.6%	93.3%
% of Patients satisfied with the time they had to wait for an appointment	8	8	N/A	85.6%	88.8%	88.9%

\* This is based on patients treated on this contract for their most recent course of treatment. Figures in italics indicate the base number of FP17s or Patient Questionnaire responses are less than 100. N/A is shown where the base number of responses is less than 10 during the period. % is calculated as Quantity/Base number\*100

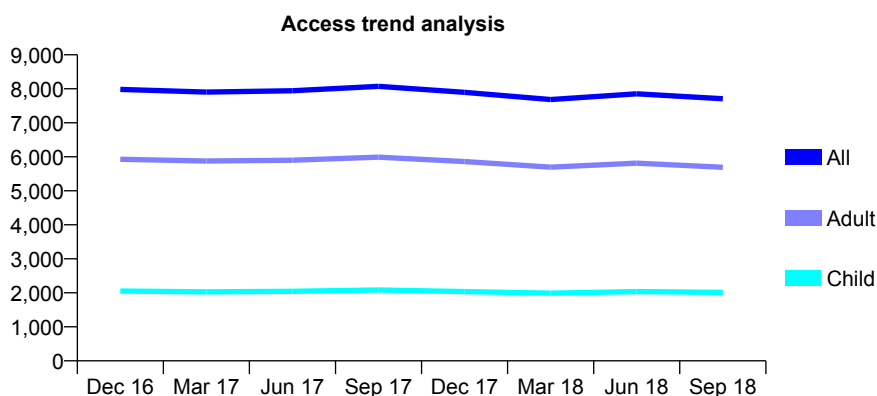
## Q66 - Vital Signs At a Glance Contract Report for 101338/0144 - September 2018

Name or company name	Whitecross Dental Care Limited
Contract type name	GDS Contract
Purpose of contract	General
Contract start date	01/10/2012
Contract end date	

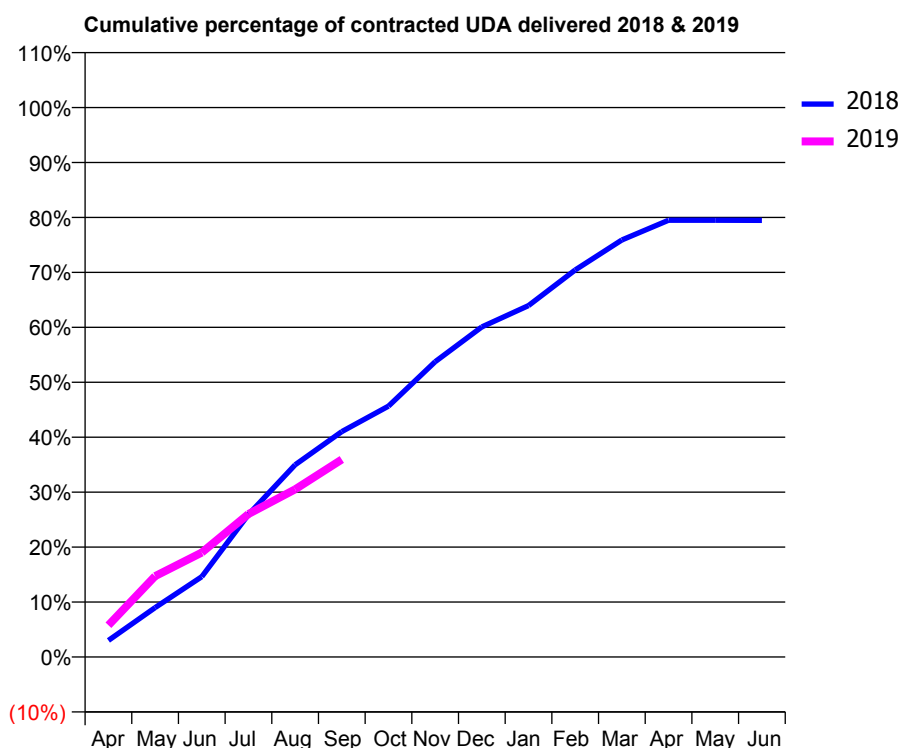
18/19 Contracted general activity (UDA)	24,078
Carry forward general activity (UDA)	0
18/19 Contracted orthodontic activity (UOA)	0
Carry forward orthodontic activity (UOA)	0
Baseline contract value	£581,128.03

### ACCESS\*

Patients seen in 24 months	Total	Change since previous quarter
Quarter ending September 2017	8,074	
Quarter ending December 2017	7,898	↓
Quarter ending March 2018	7,686	↓
Quarter ending June 2018	7,851	↑
Quarter ending September 2018	7,706	↓
<b>Variance since September 2017</b>	<b>(4.6%)</b>	<b>↓</b>



### ACTIVITY



Adjusted Scheduled Activity (UDA)		
Month	2018	2019
April	729	1,394
May	2,167	3,541
June	3,521	4,580
July	6,244	6,265
August	8,422	7,350
September	9,875	8,655
October	10,993	
November	12,938	
December	14,462	
January	15,399	
February	16,961	
March	18,275	
April	19,137	
May	19,137	
June	19,134	

### QUALITY

	Quantity	Base Number	Contract	AT	Region	England
% of FP17s for the same patient ID Re-attending within 3 months - Children	48	1,453	3.3%	9.4%	11.1%	11.6%
% of FP17s for the same patient ID Re-attending within 3 months - Adults	328	3,314	9.9%	13.9%	15.3%	15.5%
% of FP17s for the same patient ID Re-attending between 3 & 9 months - Children	780	1,453	53.7%	59.4%	61.1%	58.8%
% of FP17s for the same patient ID Re-attending between 3 & 9 months - Adults	1,182	3,314	35.7%	50.4%	52.3%	51.1%
% of FP17s for Band 1 Urgent Courses	380	4,361	8.7%	10.0%	9.5%	9.0%
% of FP17s Relating to Free Repair or Replacements	56	4,361	1.3%	0.8%	0.7%	0.8%
% of FP17s Relating to Continuations	54	4,361	1.2%	1.0%	0.8%	0.9%
% of Patients satisfied with the dentistry they have received	4	5	N/A	93.9%	93.6%	93.3%
% of Patients satisfied with the time they had to wait for an appointment	4	5	N/A	85.6%	88.8%	88.9%

\* This is based on patients treated on this contract for their most recent course of treatment. Figures in italics indicate the base number of FP17s or Patient Questionnaire responses are less than 100. N/A is shown where the base number of responses is less than 10 during the period. % is calculated as Quantity/Base number\*100

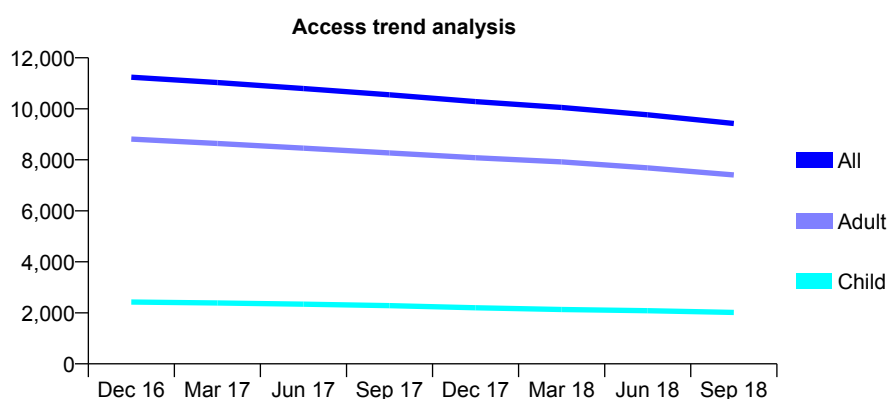
## Q66 - Vital Signs At a Glance Contract Report for 101338/0145 - September 2018

Name or company name	Whitecross Dental Care Limited
Contract type name	GDS Contract
Purpose of contract	General
Contract start date	01/10/2012
Contract end date	

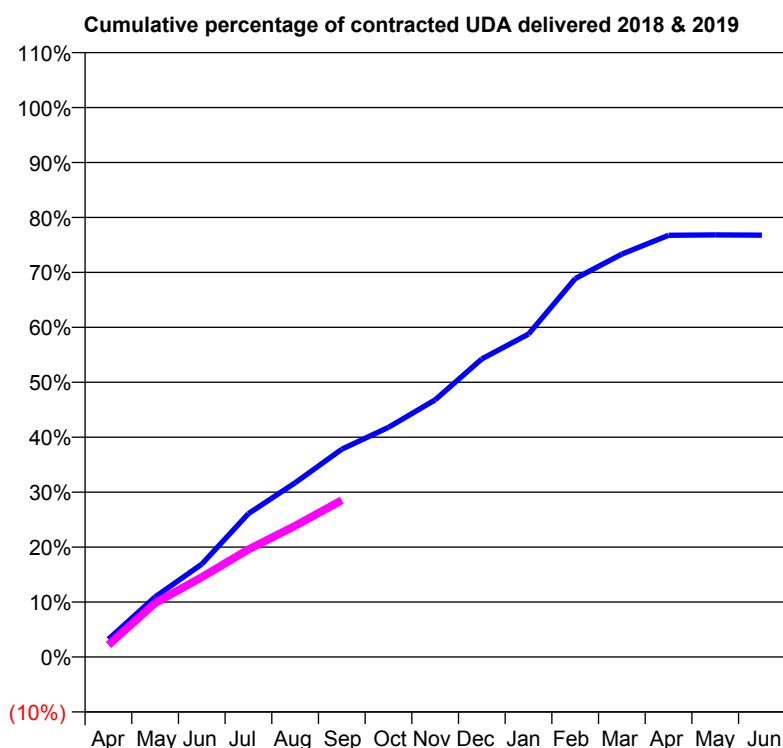
18/19 Contracted general activity (UDA)	33,365
Carry forward general activity (UDA)	0
18/19 Contracted orthodontic activity (UOA)	0
Carry forward orthodontic activity (UOA)	0
Baseline contract value	£805,268.74

### ACCESS\*

Patients seen in 24 months	Total	Change since previous quarter
Quarter ending September 2017	10,548	
Quarter ending December 2017	10,280	↓
Quarter ending March 2018	10,050	↓
Quarter ending June 2018	9,765	↓
Quarter ending September 2018	9,425	↓
<b>Variance since September 2017</b>	<b>(10.6%)</b>	↓



### ACTIVITY



Adjusted Scheduled Activity (UDA)		
Month	2018	2019
April	953	730
May	3,208	3,279
June	4,965	4,846
July	7,666	6,526
August	9,307	7,962
September	11,106	9,517
October	12,275	
November	13,741	
December	15,928	
January	17,253	
February	20,219	
March	21,529	
April	22,538	
May	22,558	
June	22,546	

### QUALITY

	Quantity	Base Number	Contract	AT	Region	England
% of FP17s for the same patient ID Re-attending within 3 months - Children	41	1,220	3.4%	9.4%	11.1%	11.6%
% of FP17s for the same patient ID Re-attending within 3 months - Adults	392	4,209	9.3%	13.9%	15.3%	15.5%
% of FP17s for the same patient ID Re-attending between 3 & 9 months - Children	565	1,220	46.3%	59.4%	61.1%	58.8%
% of FP17s for the same patient ID Re-attending between 3 & 9 months - Adults	1,631	4,209	38.8%	50.4%	52.3%	51.1%
% of FP17s for Band 1 Urgent Courses	215	4,983	4.3%	10.0%	9.5%	9.0%
% of FP17s Relating to Free Repair or Replacements	33	4,983	0.7%	0.8%	0.7%	0.8%
% of FP17s Relating to Continuations	81	4,983	1.6%	1.0%	0.8%	0.9%
% of Patients satisfied with the dentistry they have received	7	7	N/A	93.9%	93.6%	93.3%
% of Patients satisfied with the time they had to wait for an appointment	4	7	N/A	85.6%	88.8%	88.9%

\* This is based on patients treated on this contract for their most recent course of treatment. Figures in italics indicate the base number of FP17s or Patient Questionnaire responses are less than 100. N/A is shown where the base number of responses is less than 10 during the period. % is calculated as Quantity/Base number\*100

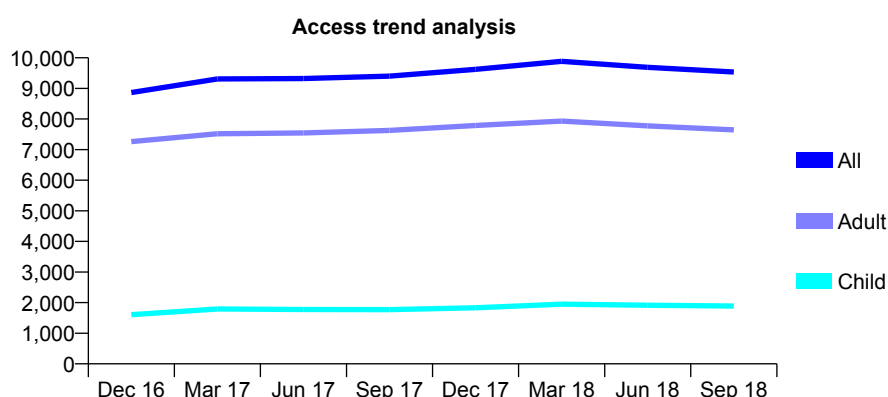
# Q66 - Vital Signs At a Glance Contract Report for 101370/0025 - September 2018

Name or company name	Whitecross Dental Care Limited
Contract type name	Pilot Contract
Purpose of contract	General
Contract start date	01/04/2006
Contract end date	

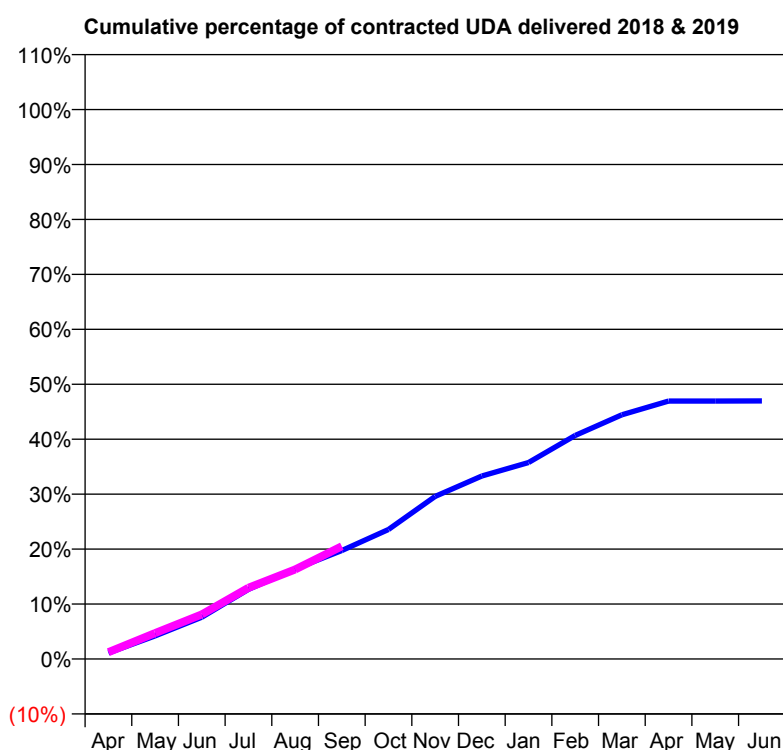
18/19 Contracted general activity (UDA)	38,714
Carry forward general activity (UDA)	0
18/19 Contracted orthodontic activity (UOA)	0
Carry forward orthodontic activity (UOA)	0
Baseline contract value	£987,156.40

## ACCESS\*

Patients seen in 24 months	Total	Change since previous quarter
Quarter ending September 2017	9,399	
Quarter ending December 2017	9,622	↑
Quarter ending March 2018	9,883	↑
Quarter ending June 2018	9,689	↓
Quarter ending September 2018	9,534	↓
<b>Variance since September 2017</b>	<b>1.4%</b>	→



## ACTIVITY



Adjusted Scheduled Activity (UDA)		
Month	2018	2019
April	426	483
May	1,628	1,824
June	2,941	3,145
July	4,910	5,018
August	6,350	6,311
September	7,640	7,947
October	9,125	
November	11,454	
December	12,898	
January	13,846	
February	15,754	
March	17,204	
April	18,173	
May	18,170	
June	18,179	

## QUALITY

	Quantity	Base Number	Contract	AT	Region	England
% of FP17s for the same patient ID Re-attending within 3 months - Children	41	952	4.3%	9.4%	11.1%	11.6%
% of FP17s for the same patient ID Re-attending within 3 months - Adults	218	3,342	6.5%	13.9%	15.3%	15.5%
% of FP17s for the same patient ID Re-attending between 3 & 9 months - Children	312	952	32.8%	59.4%	61.1%	58.8%
% of FP17s for the same patient ID Re-attending between 3 & 9 months - Adults	738	3,342	22.1%	50.4%	52.3%	51.1%
% of FP17s for Band 1 Urgent Courses	224	3,923	5.7%	10.0%	9.5%	9.0%
% of FP17s Relating to Free Repair or Replacements	2	3,923	0.1%	0.8%	0.7%	0.8%
% of FP17s Relating to Continuations	36	3,923	0.9%	1.0%	0.8%	0.9%
% of Patients satisfied with the dentistry they have received	5	5	N/A	93.9%	93.6%	93.3%
% of Patients satisfied with the time they had to wait for an appointment	5	5	N/A	85.6%	88.8%	88.9%

\* This is based on patients treated on this contract for their most recent course of treatment. Figures in italics indicate the base number of FP17s or Patient Questionnaire responses are less than 100. N/A is shown where the base number of responses is less than 10 during the period. % is calculated as Quantity/Base number\*100

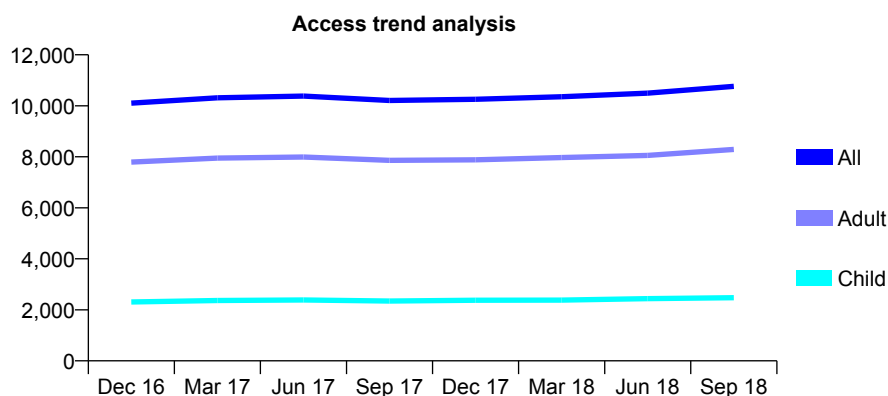
## Q66 - Vital Signs At a Glance Contract Report for 101370/0026 - September 2018

Name or company name	Petrie Tucker & Partners Ltd
Contract type name	GDS Contract
Purpose of contract	General
Contract start date	01/04/2006
Contract end date	

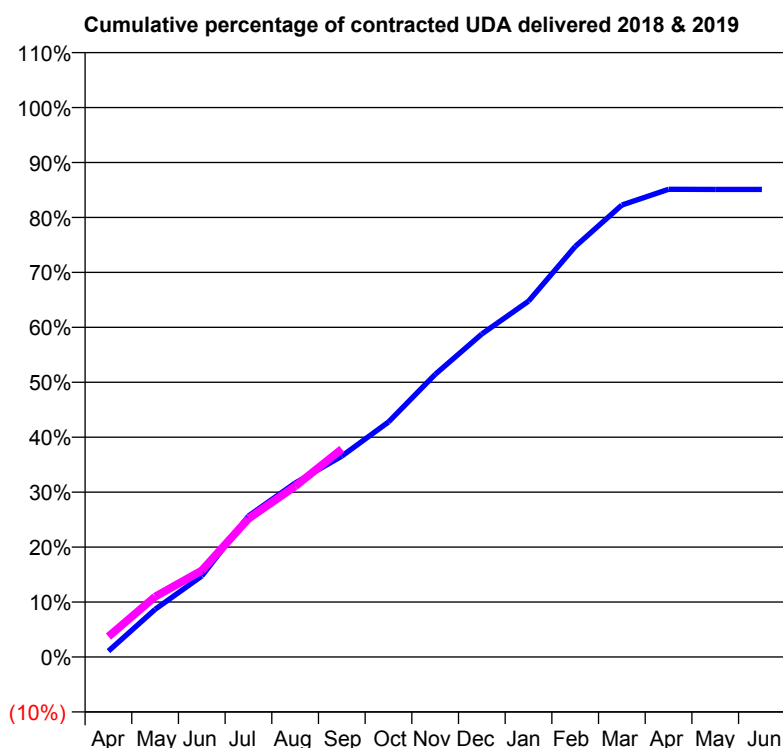
18/19 Contracted general activity (UDA)	36,746
Carry forward general activity (UDA)	0
18/19 Contracted orthodontic activity (UOA)	0
Carry forward orthodontic activity (UOA)	0
Baseline contract value	£1,074,678.82

### ACCESS\*

Patients seen in 24 months	Total	Change since previous quarter
Quarter ending September 2017	10,207	
Quarter ending December 2017	10,258	→
Quarter ending March 2018	10,353	→
Quarter ending June 2018	10,495	→
Quarter ending September 2018	10,764	↑
<b>Variance since September 2017</b>	<b>5.5%</b>	<b>↑</b>



### ACTIVITY



Adjusted Scheduled Activity (UDA)		
Month	2018	2019
April	397	1,371
May	3,185	4,031
June	5,414	5,781
July	9,427	9,256
August	11,632	11,417
September	13,437	13,907
October	15,712	
November	18,899	
December	21,600	
January	23,796	
February	27,448	
March	30,226	
April	31,275	
May	31,266	
June	31,264	

### QUALITY

	Quantity	Base Number	Contract	AT	Region	England
% of FP17s for the same patient ID Re-attending within 3 months - Children	60	1,779	3.4%	9.4%	11.1%	11.6%
% of FP17s for the same patient ID Re-attending within 3 months - Adults	444	5,081	8.7%	13.9%	15.3%	15.5%
% of FP17s for the same patient ID Re-attending between 3 & 9 months - Children	1,082	1,779	60.8%	59.4%	61.1%	58.8%
% of FP17s for the same patient ID Re-attending between 3 & 9 months - Adults	2,186	5,081	43.0%	50.4%	52.3%	51.1%
% of FP17s for Band 1 Urgent Courses	499	6,426	7.8%	10.0%	9.5%	9.0%
% of FP17s Relating to Free Repair or Replacements	37	6,426	0.6%	0.8%	0.7%	0.8%
% of FP17s Relating to Continuations	53	6,426	0.8%	1.0%	0.8%	0.9%
% of Patients satisfied with the dentistry they have received	12	12	100.0%	93.9%	93.6%	93.3%
% of Patients satisfied with the time they had to wait for an appointment	11	12	91.7%	85.6%	88.8%	88.9%

\* This is based on patients treated on this contract for their most recent course of treatment. Figures in italics indicate the base number of FP17s or Patient Questionnaire responses are less than 100. N/A is shown where the base number of responses is less than 10 during the period. % is calculated as Quantity/Base number\*100

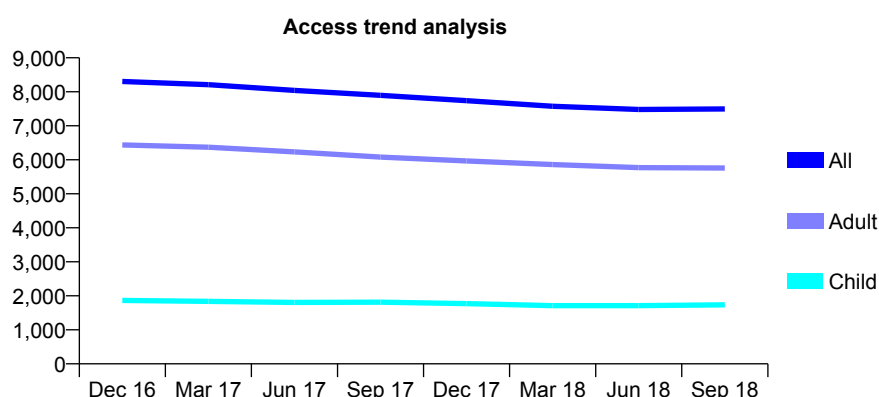
# Q66 - Vital Signs At a Glance Contract Report for 101370/0027 - September 2018

Name or company name	Whitecross Dental Care Limited
Contract type name	GDS Contract
Purpose of contract	General
Contract start date	01/04/2006
Contract end date	

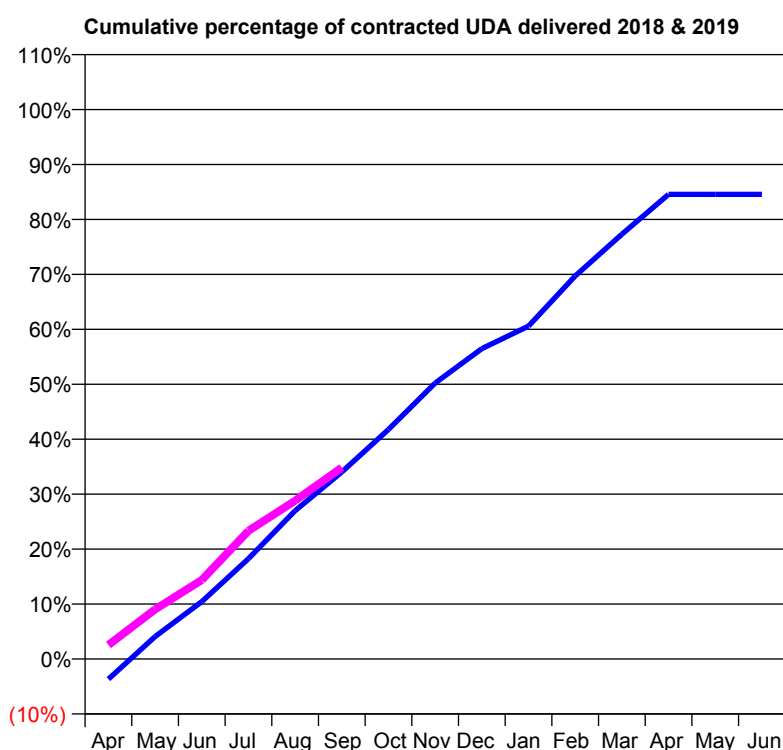
18/19 Contracted general activity (UDA)	23,302
Carry forward general activity (UDA)	0
18/19 Contracted orthodontic activity (UOA)	0
Carry forward orthodontic activity (UOA)	0
Baseline contract value	£705,948.08

## ACCESS\*

Patients seen in 24 months	Total	Change since previous quarter
Quarter ending September 2017	7,896	
Quarter ending December 2017	7,739	↓
Quarter ending March 2018	7,573	↓
Quarter ending June 2018	7,482	↓
Quarter ending September 2018	7,495	→
<b>Variance since September 2017</b>	<b>(5.1%)</b>	<b>↓</b>



## ACTIVITY



Adjusted Scheduled Activity (UDA)		
Month	2018	2019
April	-674	594
May	747	2,108
June	1,910	3,348
July	3,340	5,437
August	4,941	6,716
September	6,228	8,119
October	7,644	
November	9,190	
December	10,336	
January	11,088	
February	12,758	
March	14,147	
April	15,475	
May	15,476	
June	15,475	

## QUALITY

	Quantity	Base Number	Contract	AT	Region	England
% of FP17s for the same patient ID Re-attending within 3 months - Children	51	1,260	4.0%	9.4%	11.1%	11.6%
% of FP17s for the same patient ID Re-attending within 3 months - Adults	386	3,547	10.9%	13.9%	15.3%	15.5%
% of FP17s for the same patient ID Re-attending between 3 & 9 months - Children	630	1,260	50.0%	59.4%	61.1%	58.8%
% of FP17s for the same patient ID Re-attending between 3 & 9 months - Adults	1,078	3,547	30.4%	50.4%	52.3%	51.1%
% of FP17s for Band 1 Urgent Courses	328	4,220	7.8%	10.0%	9.5%	9.0%
% of FP17s Relating to Free Repair or Replacements	17	4,220	0.4%	0.8%	0.7%	0.8%
% of FP17s Relating to Continuations	62	4,220	1.5%	1.0%	0.8%	0.9%
% of Patients satisfied with the dentistry they have received	6	6	N/A	93.9%	93.6%	93.3%
% of Patients satisfied with the time they had to wait for an appointment	5	6	N/A	85.6%	88.8%	88.9%

\* This is based on patients treated on this contract for their most recent course of treatment. Figures in italics indicate the base number of FP17s or Patient Questionnaire responses are less than 100. N/A is shown where the base number of responses is less than 10 during the period. % is calculated as Quantity/Base number\*100

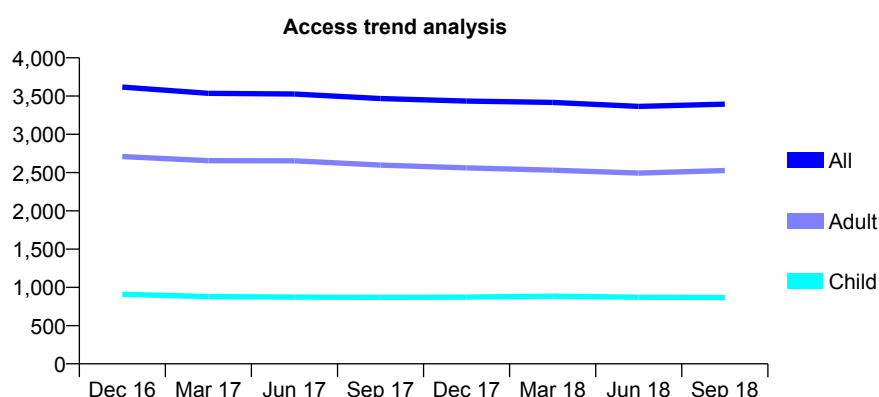
# Q66 - Vital Signs At a Glance Contract Report for 101370/0058 - September 2018

Name or company name	Petrie Tucker & Partners Ltd
Contract type name	GDS Contract
Purpose of contract	General
Contract start date	01/04/2006
Contract end date	

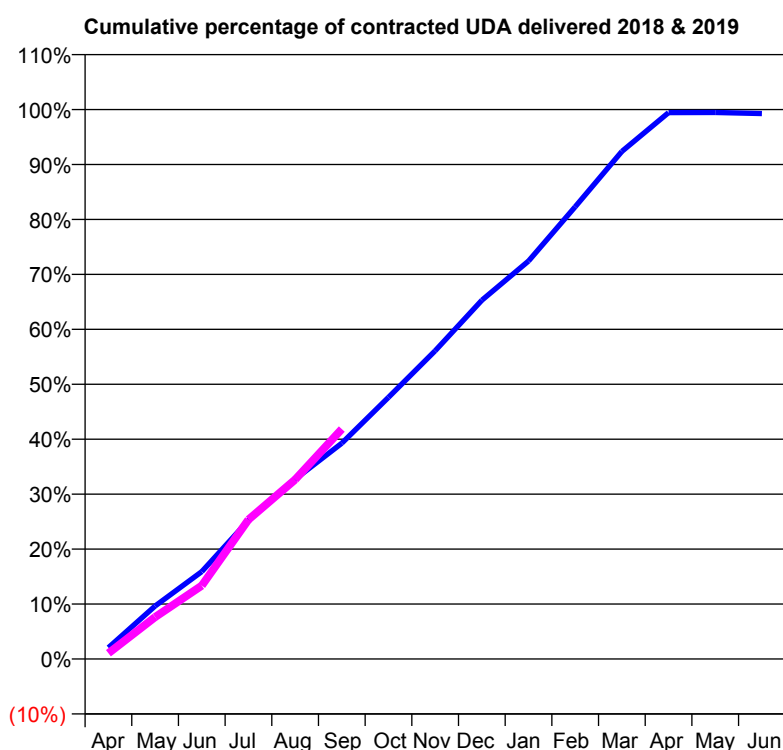
18/19 Contracted general activity (UDA)	11,395
Carry forward general activity (UDA)	84
18/19 Contracted orthodontic activity (UOA)	0
Carry forward orthodontic activity (UOA)	0
Baseline contract value	£328,984.72

## ACCESS\*

Patients seen in 24 months	Total	Change since previous quarter
Quarter ending September 2017	3,467	
Quarter ending December 2017	3,434	→
Quarter ending March 2018	3,417	→
Quarter ending June 2018	3,364	↓
Quarter ending September 2018	3,394	→
<b>Variance since September 2017</b>	<b>(2.1%)</b>	<b>↓</b>



## ACTIVITY



Adjusted Scheduled Activity (UDA)		
Month	2018	2019
April	237	121
May	1,098	868
June	1,813	1,522
July	2,874	2,890
August	3,730	3,721
September	4,474	4,769
October	5,426	
November	6,392	
December	7,440	
January	8,252	
February	9,378	
March	10,526	
April	11,329	
May	11,332	
June	11,311	

## QUALITY

	Quantity	Base Number	Contract	AT	Region	England
% of FP17s for the same patient ID Re-attending within 3 months - Children	27	653	4.1%	9.4%	11.1%	11.6%
% of FP17s for the same patient ID Re-attending within 3 months - Adults	225	1,598	14.1%	13.9%	15.3%	15.5%
% of FP17s for the same patient ID Re-attending between 3 & 9 months - Children	386	653	59.1%	59.4%	61.1%	58.8%
% of FP17s for the same patient ID Re-attending between 3 & 9 months - Adults	810	1,598	50.7%	50.4%	52.3%	51.1%
% of FP17s for Band 1 Urgent Courses	138	2,062	6.7%	10.0%	9.5%	9.0%
% of FP17s Relating to Free Repair or Replacements	14	2,062	0.7%	0.8%	0.7%	0.8%
% of FP17s Relating to Continuations	36	2,062	1.7%	1.0%	0.8%	0.9%
% of Patients satisfied with the dentistry they have received	6	6	N/A	93.9%	93.6%	93.3%
% of Patients satisfied with the time they had to wait for an appointment	5	6	N/A	85.6%	88.8%	88.9%

\* This is based on patients treated on this contract for their most recent course of treatment. Figures in italics indicate the base number of FP17s or Patient Questionnaire responses are less than 100. N/A is shown where the base number of responses is less than 10 during the period. % is calculated as Quantity/Base number\*100



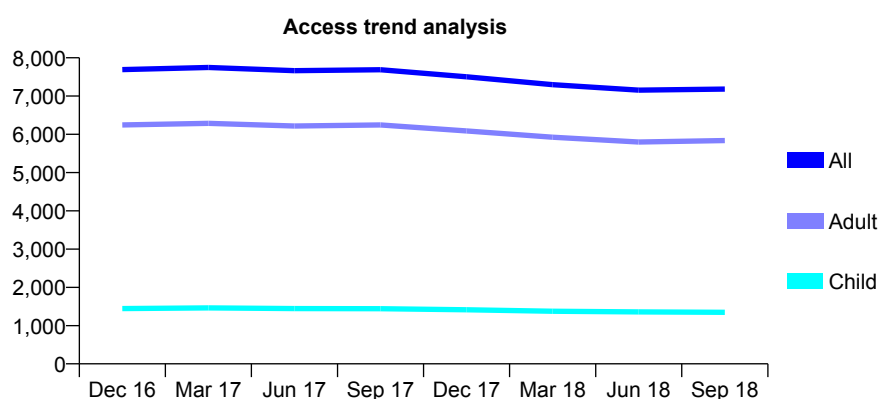
## Q66 - Vital Signs At a Glance Contract Report for 101370/0072 - September 2018

Name or company name	Whitecross Dental Care Limited
Contract type name	GDS Contract
Purpose of contract	General
Contract start date	01/07/2006
Contract end date	

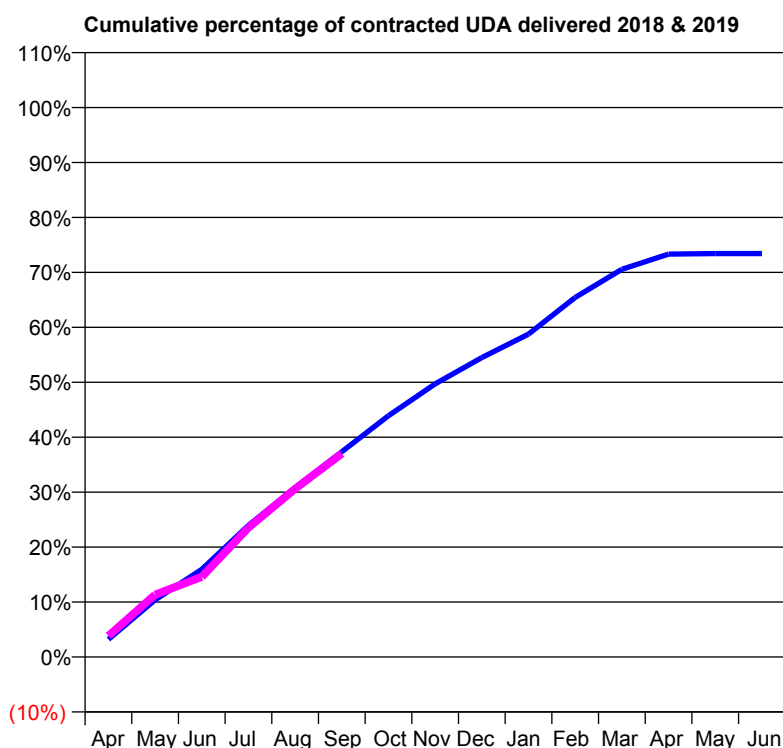
18/19 Contracted general activity (UDA)	25,934
Carry forward general activity (UDA)	0
18/19 Contracted orthodontic activity (UOA)	0
Carry forward orthodontic activity (UOA)	0
Baseline contract value	£772,424.36

### ACCESS\*

Patients seen in 24 months	Total	Change since previous quarter
Quarter ending September 2017	7,688	
Quarter ending December 2017	7,503	↓
Quarter ending March 2018	7,298	↓
Quarter ending June 2018	7,155	↓
Quarter ending September 2018	7,184	→
<b>Variance since September 2017</b>	<b>(6.6%)</b>	<b>↓</b>



### ACTIVITY



Adjusted Scheduled Activity (UDA)		
Month	2018	2019
April	835	996
May	2,695	2,941
June	4,141	3,787
July	6,217	6,107
August	7,989	7,939
September	9,687	9,603
October	11,389	
November	12,891	
December	14,135	
January	15,237	
February	16,973	
March	18,295	
April	19,015	
May	19,038	
June	19,039	

### QUALITY

	Quantity	Base Number	Contract	AT	Region	England
% of FP17s for the same patient ID Re-attending within 3 months - Children	70	1,140	6.1%	9.4%	11.1%	11.6%
% of FP17s for the same patient ID Re-attending within 3 months - Adults	690	4,411	15.6%	13.9%	15.3%	15.5%
% of FP17s for the same patient ID Re-attending between 3 & 9 months - Children	720	1,140	63.2%	59.4%	61.1%	58.8%
% of FP17s for the same patient ID Re-attending between 3 & 9 months - Adults	2,000	4,411	45.3%	50.4%	52.3%	51.1%
% of FP17s for Band 1 Urgent Courses	490	5,107	9.6%	10.0%	9.5%	9.0%
% of FP17s Relating to Free Repair or Replacements	55	5,107	1.1%	0.8%	0.7%	0.8%
% of FP17s Relating to Continuations	109	5,107	2.1%	1.0%	0.8%	0.9%
% of Patients satisfied with the dentistry they have received	5	6	N/A	93.9%	93.6%	93.3%
% of Patients satisfied with the time they had to wait for an appointment	4	6	N/A	85.6%	88.8%	88.9%

\* This is based on patients treated on this contract for their most recent course of treatment. Figures in italics indicate the base number of FP17s or Patient Questionnaire responses are less than 100. N/A is shown where the base number of responses is less than 10 during the period. % is calculated as Quantity/Base number\*100

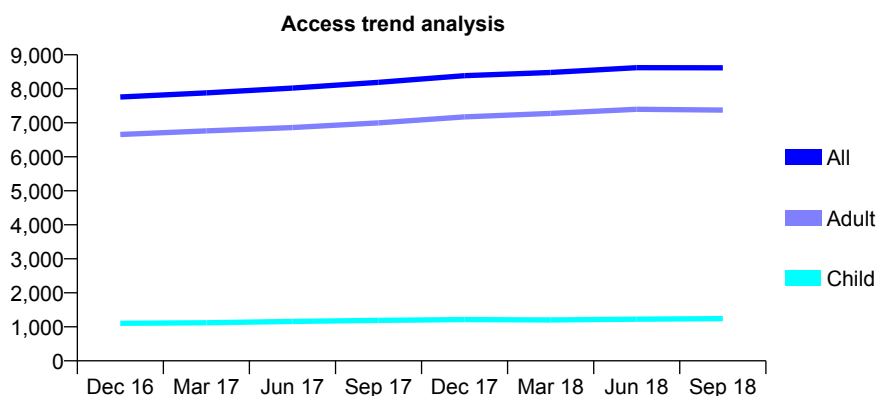
## Q66 - Vital Signs At a Glance Contract Report for 101370/0082 - September 2018

Name or company name	Petrie Tucker & Partners Ltd
Contract type name	GDS Contract
Purpose of contract	General
Contract start date	01/04/2007
Contract end date	

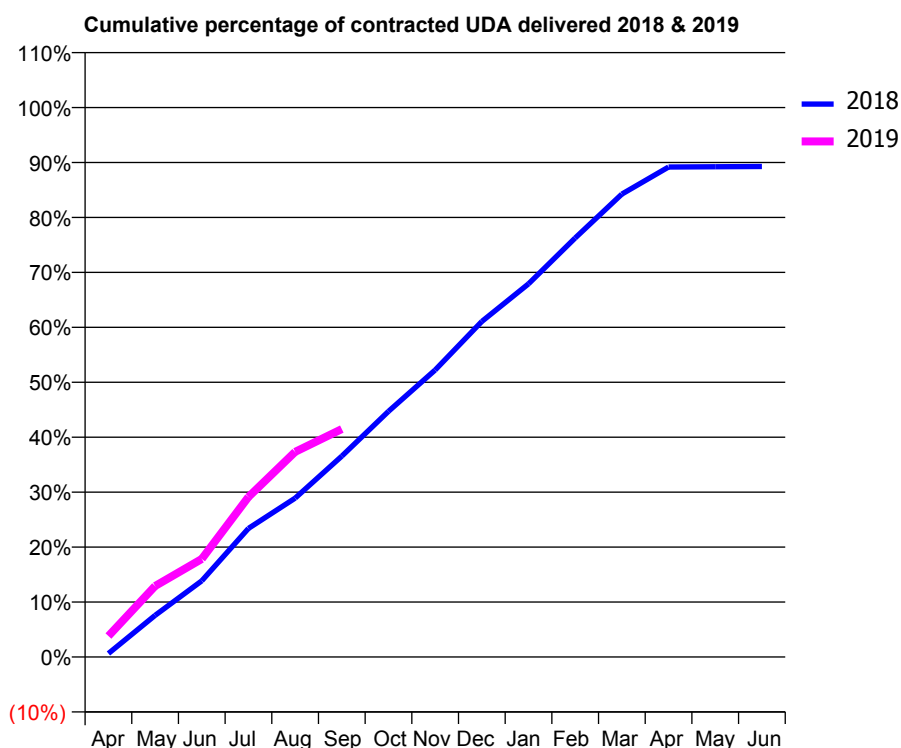
18/19 Contracted general activity (UDA)	25,822
Carry forward general activity (UDA)	0
18/19 Contracted orthodontic activity (UOA)	0
Carry forward orthodontic activity (UOA)	0
Baseline contract value	£702,462.10

### ACCESS\*

Patients seen in 24 months	Total	Change since previous quarter
Quarter ending September 2017	8,191	
Quarter ending December 2017	8,388	↑
Quarter ending March 2018	8,480	→
Quarter ending June 2018	8,623	→
Quarter ending September 2018	8,617	→
<b>Variance since September 2017</b>	<b>5.2%</b>	<b>↑</b>



### ACTIVITY



Adjusted Scheduled Activity (UDA)		
Month	2018	2019
April	164	990
May	1,956	3,335
June	3,581	4,610
July	6,043	7,523
August	7,468	9,641
September	9,440	10,712
October	11,543	
November	13,490	
December	15,769	
January	17,539	
February	19,693	
March	21,754	
April	23,028	
May	23,039	
June	23,048	

### QUALITY

	Quantity	Base Number	Contract	AT	Region	England
% of FP17s for the same patient ID Re-attending within 3 months - Children	66	868	7.6%	9.4%	11.1%	11.6%
% of FP17s for the same patient ID Re-attending within 3 months - Adults	649	4,863	13.3%	13.9%	15.3%	15.5%
% of FP17s for the same patient ID Re-attending between 3 & 9 months - Children	471	868	54.3%	59.4%	61.1%	58.8%
% of FP17s for the same patient ID Re-attending between 3 & 9 months - Adults	2,421	4,863	49.8%	50.4%	52.3%	51.1%
% of FP17s for Band 1 Urgent Courses	439	5,234	8.4%	10.0%	9.5%	9.0%
% of FP17s Relating to Free Repair or Replacements	16	5,234	0.3%	0.8%	0.7%	0.8%
% of FP17s Relating to Continuations	107	5,234	2.0%	1.0%	0.8%	0.9%
% of Patients satisfied with the dentistry they have received	15	15	100.0%	93.9%	93.6%	93.3%
% of Patients satisfied with the time they had to wait for an appointment	15	15	100.0%	85.6%	88.8%	88.9%

\* This is based on patients treated on this contract for their most recent course of treatment. Figures in italics indicate the base number of FP17s or Patient Questionnaire responses are less than 100. N/A is shown where the base number of responses is less than 10 during the period. % is calculated as Quantity/Base number\*100

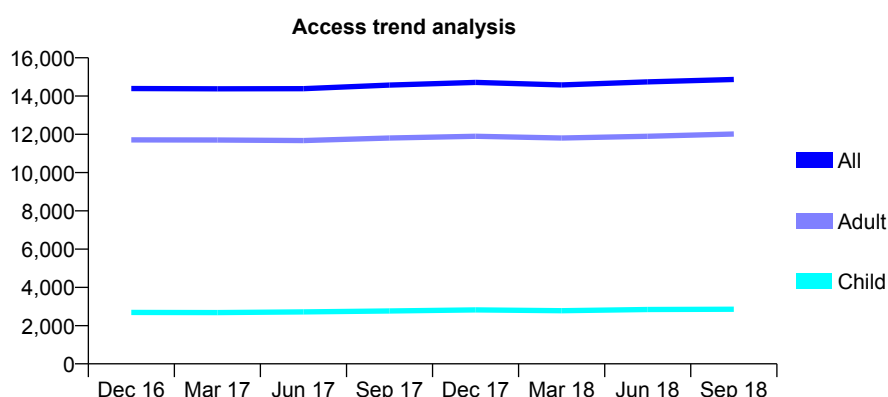
# Q66 - Vital Signs At a Glance Contract Report for 101370/0122 - September 2018

Name or company name	Petrie Tucker & Partners Ltd
Contract type name	GDS Contract
Purpose of contract	General
Contract start date	01/04/2009
Contract end date	

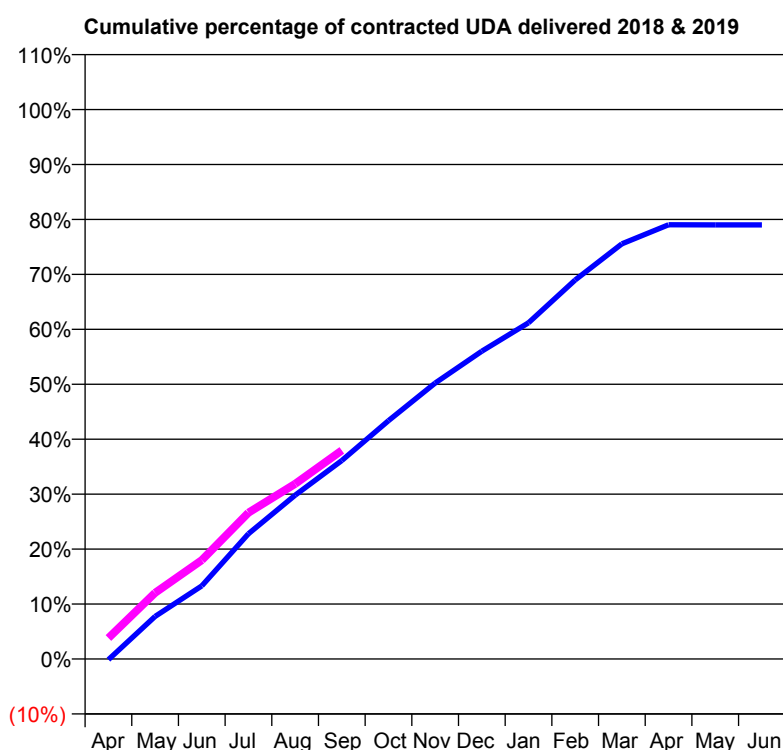
18/19 Contracted general activity (UDA)	48,159
Carry forward general activity (UDA)	0
18/19 Contracted orthodontic activity (UOA)	0
Carry forward orthodontic activity (UOA)	0
Baseline contract value	£1,402,383.76

## ACCESS\*

Patients seen in 24 months	Total	Change since previous quarter
Quarter ending September 2017	14,576	
Quarter ending December 2017	14,717	→
Quarter ending March 2018	14,583	→
Quarter ending June 2018	14,744	→
Quarter ending September 2018	14,868	→
<b>Variance since September 2017</b>	<b>2.0%</b>	<b>↑</b>



## ACTIVITY



Adjusted Scheduled Activity (UDA)		
Month	2018	2019
April	-61	1,842
May	3,740	5,808
June	6,404	8,665
July	10,975	12,832
August	14,352	15,354
September	17,390	18,281
October	20,887	
November	24,191	
December	26,981	
January	29,470	
February	33,218	
March	36,386	
April	38,056	
May	38,044	
June	38,046	

## QUALITY

	Quantity	Base Number	Contract	AT	Region	England
% of FP17s for the same patient ID Re-attending within 3 months - Children	78	1,997	3.9%	9.4%	11.1%	11.6%
% of FP17s for the same patient ID Re-attending within 3 months - Adults	728	7,625	9.5%	13.9%	15.3%	15.5%
% of FP17s for the same patient ID Re-attending between 3 & 9 months - Children	1,115	1,997	55.8%	59.4%	61.1%	58.8%
% of FP17s for the same patient ID Re-attending between 3 & 9 months - Adults	3,511	7,625	46.0%	50.4%	52.3%	51.1%
% of FP17s for Band 1 Urgent Courses	541	8,868	6.1%	10.0%	9.5%	9.0%
% of FP17s Relating to Free Repair or Replacements	77	8,868	0.9%	0.8%	0.7%	0.8%
% of FP17s Relating to Continuations	116	8,868	1.3%	1.0%	0.8%	0.9%
% of Patients satisfied with the dentistry they have received	11	11	100.0%	93.9%	93.6%	93.3%
% of Patients satisfied with the time they had to wait for an appointment	9	11	81.8%	85.6%	88.8%	88.9%

\* This is based on patients treated on this contract for their most recent course of treatment. Figures in italics indicate the base number of FP17s or Patient Questionnaire responses are less than 100. N/A is shown where the base number of responses is less than 10 during the period. % is calculated as Quantity/Base number\*100

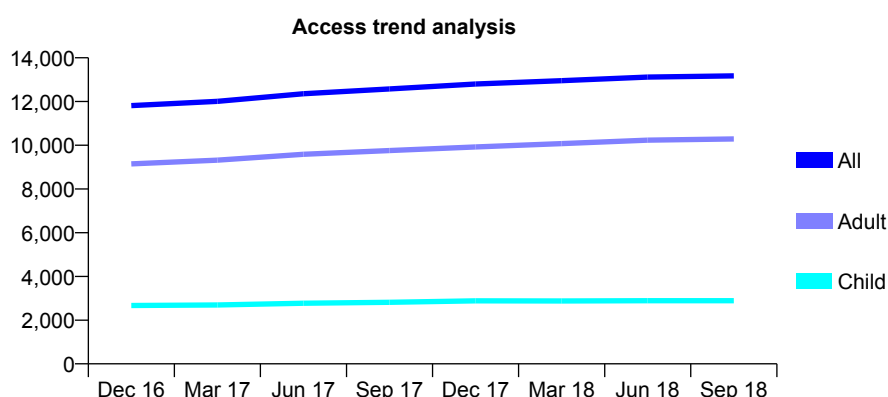
# Q66 - Vital Signs At a Glance Contract Report for 101435/0057 - September 2018

Name or company name	IDH Limited
Contract type name	GDS Contract
Purpose of contract	General
Contract start date	01/04/2007
Contract end date	

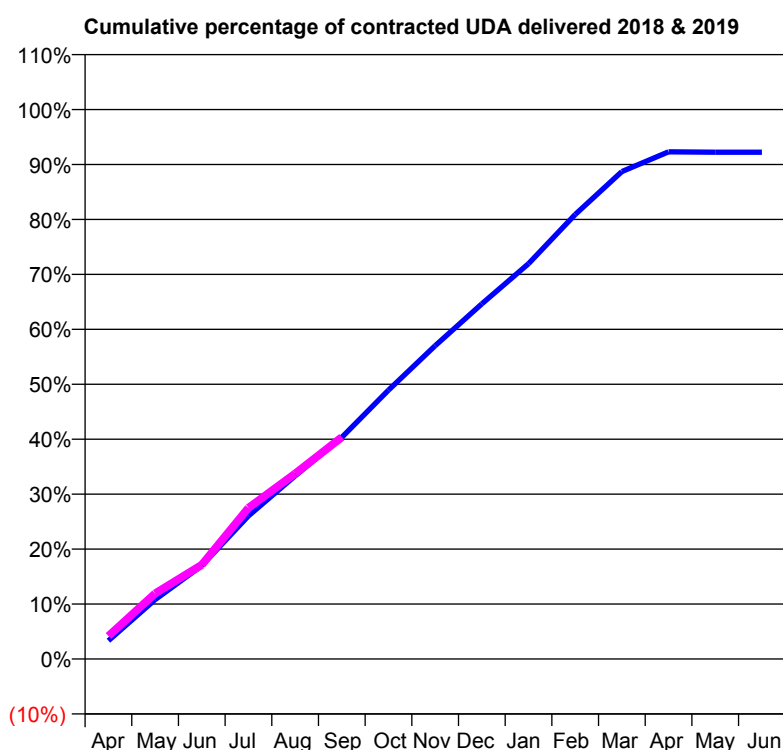
18/19 Contracted general activity (UDA)	35,973
Carry forward general activity (UDA)	0
18/19 Contracted orthodontic activity (UOA)	0
Carry forward orthodontic activity (UOA)	0
Baseline contract value	£821,617.66

## ACCESS\*

Patients seen in 24 months	Total	Change since previous quarter
Quarter ending September 2017	12,575	
Quarter ending December 2017	12,803	→
Quarter ending March 2018	12,951	→
Quarter ending June 2018	13,120	→
Quarter ending September 2018	13,176	→
<b>Variance since September 2017</b>	<b>4.8%</b>	<b>↑</b>



## ACTIVITY



Adjusted Scheduled Activity (UDA)		
Month	2018	2019
April	1,199	1,504
May	3,891	4,290
June	6,114	6,172
July	9,368	9,894
August	11,991	12,142
September	14,516	14,518
October	17,600	
November	20,508	
December	23,255	
January	25,881	
February	29,096	
March	31,907	
April	33,204	
May	33,181	
June	33,180	

## QUALITY

	Quantity	Base Number	Contract	AT	Region	England
% of FP17s for the same patient ID Re-attending within 3 months - Children	56	1,839	3.0%	9.4%	11.1%	11.6%
% of FP17s for the same patient ID Re-attending within 3 months - Adults	479	5,716	8.4%	13.9%	15.3%	15.5%
% of FP17s for the same patient ID Re-attending between 3 & 9 months - Children	941	1,839	51.2%	59.4%	61.1%	58.8%
% of FP17s for the same patient ID Re-attending between 3 & 9 months - Adults	2,255	5,716	39.5%	50.4%	52.3%	51.1%
% of FP17s for Band 1 Urgent Courses	477	7,031	6.8%	10.0%	9.5%	9.0%
% of FP17s Relating to Free Repair or Replacements	39	7,031	0.6%	0.8%	0.7%	0.8%
% of FP17s Relating to Continuations	44	7,031	0.6%	1.0%	0.8%	0.9%
% of Patients satisfied with the dentistry they have received	26	28	92.9%	93.9%	93.6%	93.3%
% of Patients satisfied with the time they had to wait for an appointment	27	28	96.4%	85.6%	88.8%	88.9%

\* This is based on patients treated on this contract for their most recent course of treatment. Figures in italics indicate the base number of FP17s or Patient Questionnaire responses are less than 100. N/A is shown where the base number of responses is less than 10 during the period. % is calculated as Quantity/Base number\*100

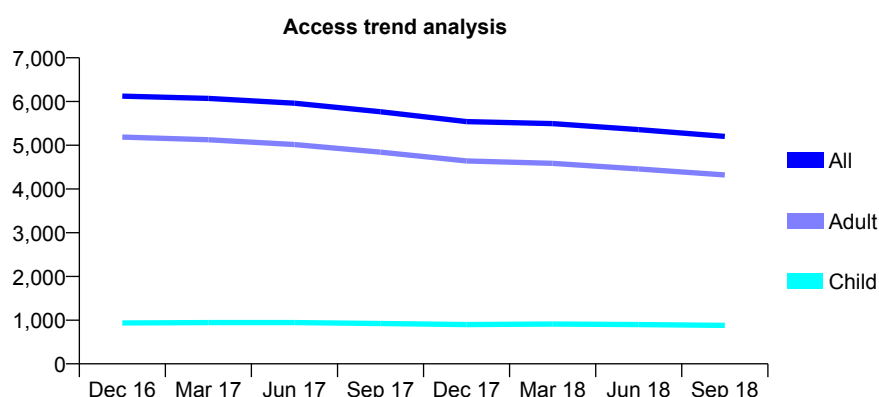
# Q66 - Vital Signs At a Glance Contract Report for 101435/0075 - September 2018

Name or company name	IDH Limited
Contract type name	GDS Contract
Purpose of contract	General
Contract start date	10/12/2007
Contract end date	

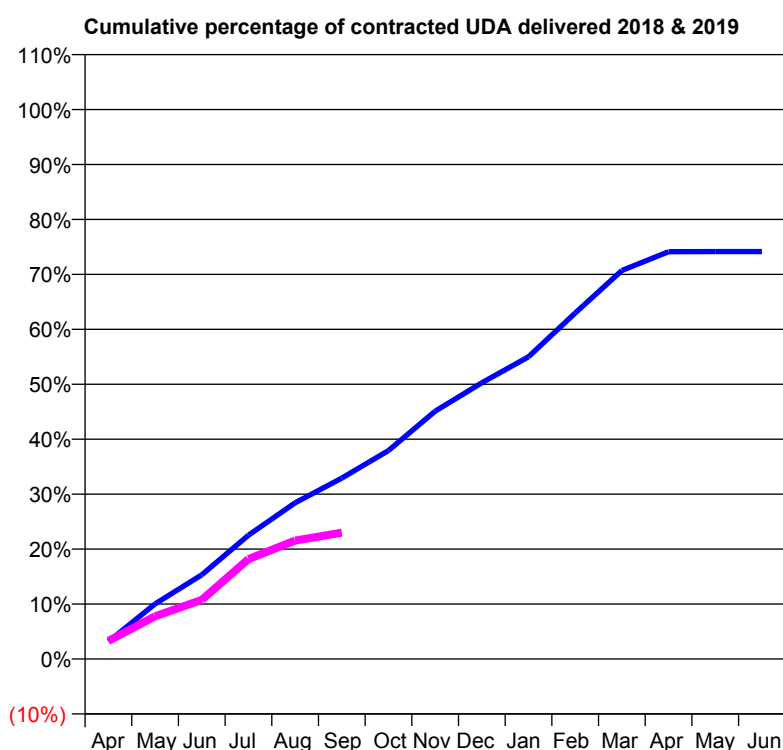
18/19 Contracted general activity (UDA)	19,750
Carry forward general activity (UDA)	0
18/19 Contracted orthodontic activity (UOA)	0
Carry forward orthodontic activity (UOA)	0
Baseline contract value	£494,705.05

## ACCESS\*

Patients seen in 24 months	Total	Change since previous quarter
Quarter ending September 2017	5,766	
Quarter ending December 2017	5,539	↓
Quarter ending March 2018	5,494	→
Quarter ending June 2018	5,357	↓
Quarter ending September 2018	5,202	↓
<b>Variance since September 2017</b>	<b>(9.8%)</b>	<b>↓</b>



## ACTIVITY



Adjusted Scheduled Activity (UDA)		
Month	2018	2019
April	624	647
May	1,981	1,536
June	3,025	2,124
July	4,448	3,590
August	5,616	4,258
September	6,500	4,540
October	7,495	
November	8,907	
December	9,928	
January	10,862	
February	12,435	
March	13,964	
April	14,638	
May	14,642	
June	14,642	

## QUALITY

	Quantity	Base Number	Contract	AT	Region	England
% of FP17s for the same patient ID Re-attending within 3 months - Children	21	551	3.8%	9.4%	11.1%	11.6%
% of FP17s for the same patient ID Re-attending within 3 months - Adults	167	2,097	8.0%	13.9%	15.3%	15.5%
% of FP17s for the same patient ID Re-attending between 3 & 9 months - Children	329	551	59.7%	59.4%	61.1%	58.8%
% of FP17s for the same patient ID Re-attending between 3 & 9 months - Adults	1,065	2,097	50.8%	50.4%	52.3%	51.1%
% of FP17s for Band 1 Urgent Courses	142	2,372	6.0%	10.0%	9.5%	9.0%
% of FP17s Relating to Free Repair or Replacements	24	2,372	1.0%	0.8%	0.7%	0.8%
% of FP17s Relating to Continuations	20	2,372	0.8%	1.0%	0.8%	0.9%
% of Patients satisfied with the dentistry they have received	5	5	N/A	93.9%	93.6%	93.3%
% of Patients satisfied with the time they had to wait for an appointment	3	5	N/A	85.6%	88.8%	88.9%

\* This is based on patients treated on this contract for their most recent course of treatment. Figures in italics indicate the base number of FP17s or Patient Questionnaire responses are less than 100. N/A is shown where the base number of responses is less than 10 during the period. % is calculated as Quantity/Base number\*100

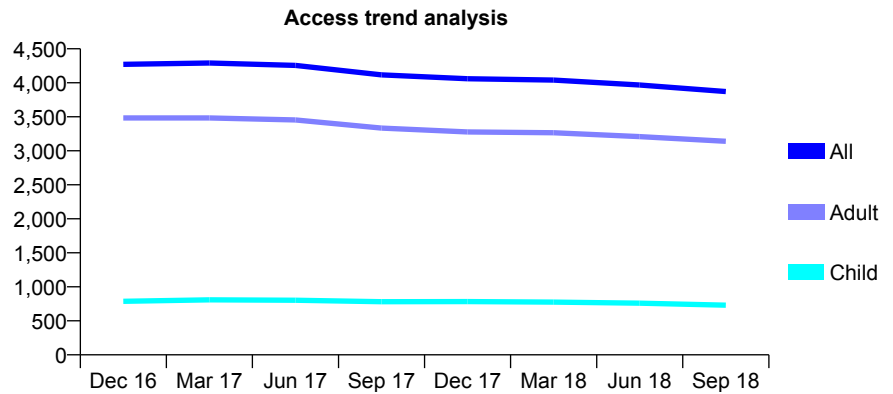
## Q66 - Vital Signs At a Glance Contract Report for 102601/0001 - September 2018

Name or company name	Smile Care Plymouth Ltd
Contract type name	GDS Contract
Purpose of contract	General
Contract start date	01/09/2012
Contract end date	

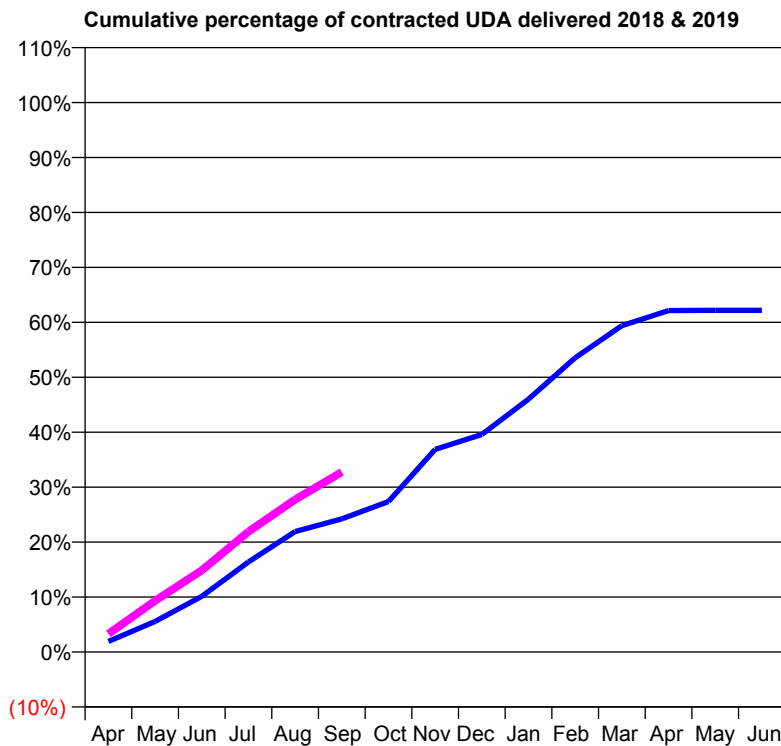
18/19 Contracted general activity (UDA)	14,000
Carry forward general activity (UDA)	0
18/19 Contracted orthodontic activity (UOA)	0
Carry forward orthodontic activity (UOA)	0
Baseline contract value	£327,826.30

### ACCESS\*

Patients seen in 24 months	Total	Change since previous quarter
Quarter ending September 2017	4,117	
Quarter ending December 2017	4,060	↓
Quarter ending March 2018	4,041	→
Quarter ending June 2018	3,967	↓
Quarter ending September 2018	3,871	↓
<b>Variance since September 2017</b>	<b>(6.0%)</b>	<b>↓</b>



### ACTIVITY



Adjusted Scheduled Activity (UDA)		
Month	2018	2019
April	346	464
May	1,001	1,307
June	1,823	2,081
July	2,952	3,066
August	3,946	3,886
September	4,362	4,584
October	4,929	
November	6,637	
December	7,128	
January	8,285	
February	9,640	
March	10,693	
April	11,186	
May	11,193	
June	11,193	

### QUALITY

	Quantity	Base Number	Contract	AT	Region	England
% of FP17s for the same patient ID Re-attending within 3 months - Children	21	376	5.6%	9.4%	11.1%	11.6%
% of FP17s for the same patient ID Re-attending within 3 months - Adults	241	1,719	14.0%	13.9%	15.3%	15.5%
% of FP17s for the same patient ID Re-attending between 3 & 9 months - Children	171	376	45.5%	59.4%	61.1%	58.8%
% of FP17s for the same patient ID Re-attending between 3 & 9 months - Adults	792	1,719	46.1%	50.4%	52.3%	51.1%
% of FP17s for Band 1 Urgent Courses	309	1,943	15.9%	10.0%	9.5%	9.0%
% of FP17s Relating to Free Repair or Replacements	34	1,943	1.7%	0.8%	0.7%	0.8%
% of FP17s Relating to Continuations	12	1,943	0.6%	1.0%	0.8%	0.9%
% of Patients satisfied with the dentistry they have received	1	3	N/A	93.9%	93.6%	93.3%
% of Patients satisfied with the time they had to wait for an appointment	2	3	N/A	85.6%	88.8%	88.9%

\* This is based on patients treated on this contract for their most recent course of treatment. Figures in italics indicate the base number of FP17s or Patient Questionnaire responses are less than 100. N/A is shown where the base number of responses is less than 10 during the period. % is calculated as Quantity/Base number\*100

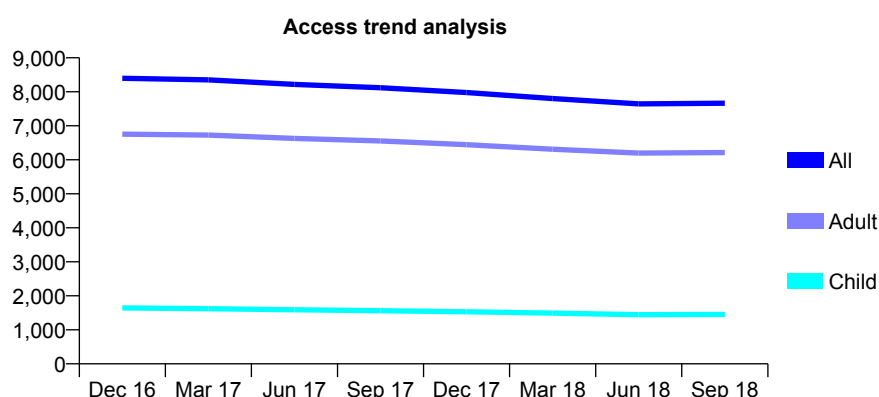
# Q66 - Vital Signs At a Glance Contract Report for 102849/0001 - September 2018

Name or company name	Kings Avenue Dental Practice
Contract type name	GDS Contract
Purpose of contract	General
Contract start date	06/12/2013
Contract end date	

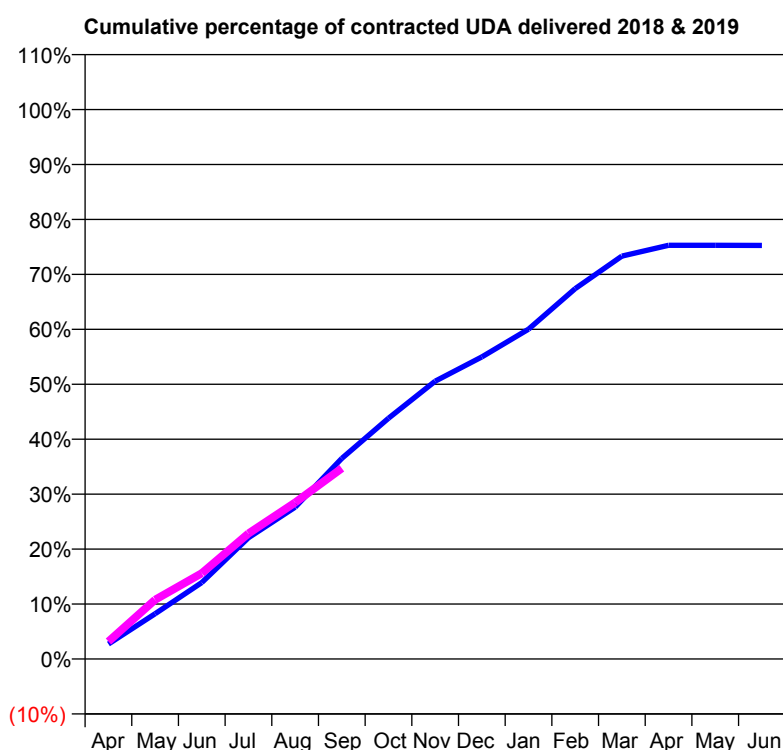
18/19 Contracted general activity (UDA)	26,339
Carry forward general activity (UDA)	0
18/19 Contracted orthodontic activity (UOA)	0
Carry forward orthodontic activity (UOA)	0
Baseline contract value	£650,427.05

## ACCESS\*

Patients seen in 24 months	Total	Change since previous quarter
Quarter ending September 2017	8,119	
Quarter ending December 2017	7,978	↓
Quarter ending March 2018	7,803	↓
Quarter ending June 2018	7,644	↓
Quarter ending September 2018	7,665	→
<b>Variance since September 2017</b>	<b>(5.6%)</b>	<b>↓</b>



## ACTIVITY



Adjusted Scheduled Activity (UDA)		
Month	2018	2019
April	721	842
May	2,170	2,839
June	3,663	4,113
July	5,810	6,016
August	7,279	7,499
September	9,613	9,145
October	11,541	
November	13,316	
December	14,480	
January	15,812	
February	17,752	
March	19,309	
April	19,832	
May	19,828	
June	19,826	

## QUALITY

	Quantity	Base Number	Contract	AT	Region	England
% of FP17s for the same patient ID Re-attending within 3 months - Children	67	1,129	5.9%	9.4%	11.1%	11.6%
% of FP17s for the same patient ID Re-attending within 3 months - Adults	596	4,537	13.1%	13.9%	15.3%	15.5%
% of FP17s for the same patient ID Re-attending between 3 & 9 months - Children	650	1,129	57.6%	59.4%	61.1%	58.8%
% of FP17s for the same patient ID Re-attending between 3 & 9 months - Adults	2,316	4,537	51.0%	50.4%	52.3%	51.1%
% of FP17s for Band 1 Urgent Courses	528	5,386	9.8%	10.0%	9.5%	9.0%
% of FP17s Relating to Free Repair or Replacements	157	5,386	2.9%	0.8%	0.7%	0.8%
% of FP17s Relating to Continuations	36	5,386	0.7%	1.0%	0.8%	0.9%
% of Patients satisfied with the dentistry they have received	4	5	N/A	93.9%	93.6%	93.3%
% of Patients satisfied with the time they had to wait for an appointment	4	5	N/A	85.6%	88.8%	88.9%

\* This is based on patients treated on this contract for their most recent course of treatment. Figures in italics indicate the base number of FP17s or Patient Questionnaire responses are less than 100. N/A is shown where the base number of responses is less than 10 during the period. % is calculated as Quantity/Base number\*100



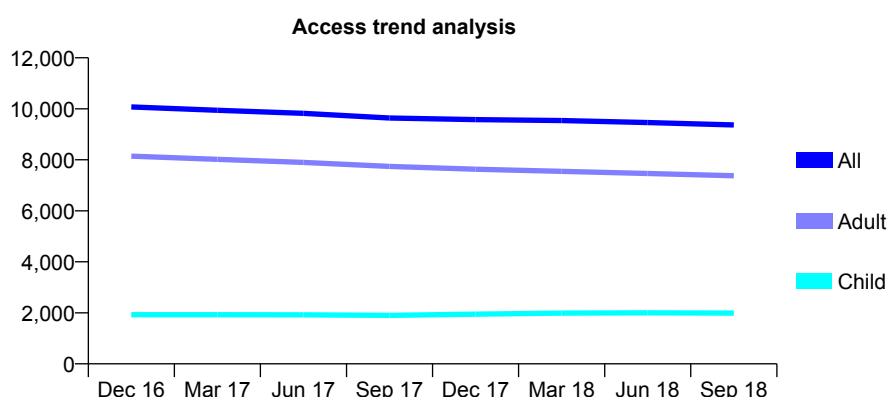
# Q66 - Vital Signs At a Glance Contract Report for 106828/0001 - September 2018

Name or company name	Fairfield House
Contract type name	GDS Contract
Purpose of contract	General and Orthodontic
Contract start date	01/10/2014
Contract end date	

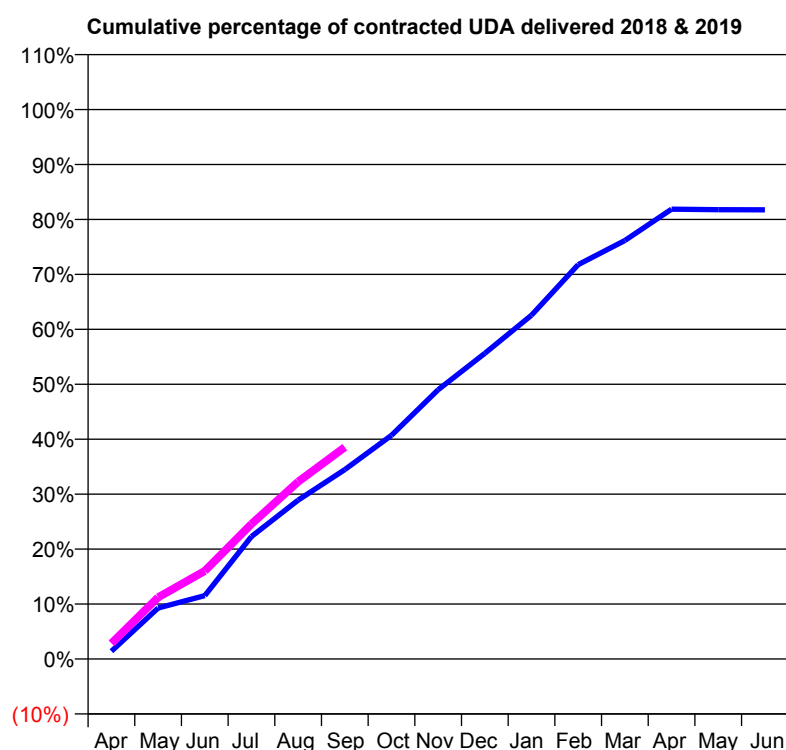
18/19 Contracted general activity (UDA)	29,644
Carry forward general activity (UDA)	0
18/19 Contracted orthodontic activity (UOA)	27
Carry forward orthodontic activity (UOA)	0
Baseline contract value	£757,066.09

## ACCESS\*

Patients seen in 24 months	Total	Change since previous quarter
Quarter ending September 2017	9,641	
Quarter ending December 2017	9,575	→
Quarter ending March 2018	9,540	→
Quarter ending June 2018	9,464	→
Quarter ending September 2018	9,366	↓
<b>Variance since September 2017</b>	<b>(2.9%)</b>	<b>↓</b>



## ACTIVITY



Adjusted Scheduled Activity (UDA)		
Month	2018	2019
April	419	843
May	2,751	3,330
June	3,419	4,750
July	6,605	7,283
August	8,568	9,561
September	10,217	11,429
October	12,066	
November	14,525	
December	16,490	
January	18,546	
February	21,274	
March	22,580	
April	24,266	
May	24,237	
June	24,230	

## QUALITY

	Quantity	Base Number	Contract	AT	Region	England
% of FP17s for the same patient ID Re-attending within 3 months - Children	131	1,725	7.6%	9.4%	11.1%	11.6%
% of FP17s for the same patient ID Re-attending within 3 months - Adults	1,178	6,024	19.6%	13.9%	15.3%	15.5%
% of FP17s for the same patient ID Re-attending between 3 & 9 months - Children	1,092	1,725	63.3%	59.4%	61.1%	58.8%
% of FP17s for the same patient ID Re-attending between 3 & 9 months - Adults	3,162	6,024	52.5%	50.4%	52.3%	51.1%
% of FP17s for Band 1 Urgent Courses	534	6,273	8.5%	10.0%	9.5%	9.0%
% of FP17s Relating to Free Repair or Replacements	80	6,273	1.3%	0.8%	0.7%	0.8%
% of FP17s Relating to Continuations	66	6,273	1.1%	1.0%	0.8%	0.9%
% of Patients satisfied with the dentistry they have received	5	5	N/A	93.9%	93.6%	93.3%
% of Patients satisfied with the time they had to wait for an appointment	5	5	N/A	85.6%	88.8%	88.9%

\* This is based on patients treated on this contract for their most recent course of treatment. Figures in italics indicate the base number of FP17s or Patient Questionnaire responses are less than 100. N/A is shown where the base number of responses is less than 10 during the period. % is calculated as Quantity/Base number\*100

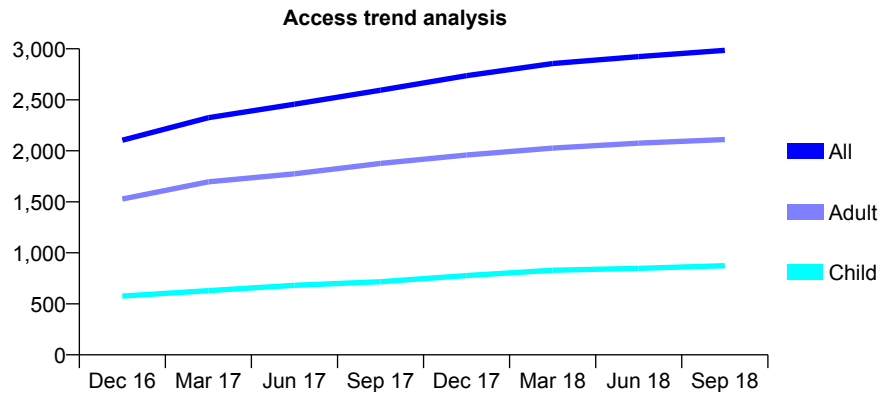
## Q66 - Vital Signs At a Glance Contract Report for 107956/0002 - September 2018

Name or company name	Smile Care (Cornwall) Ltd
Contract type name	PDS Contract
Purpose of contract	General
Contract start date	15/01/2016
Contract end date	14/01/2021

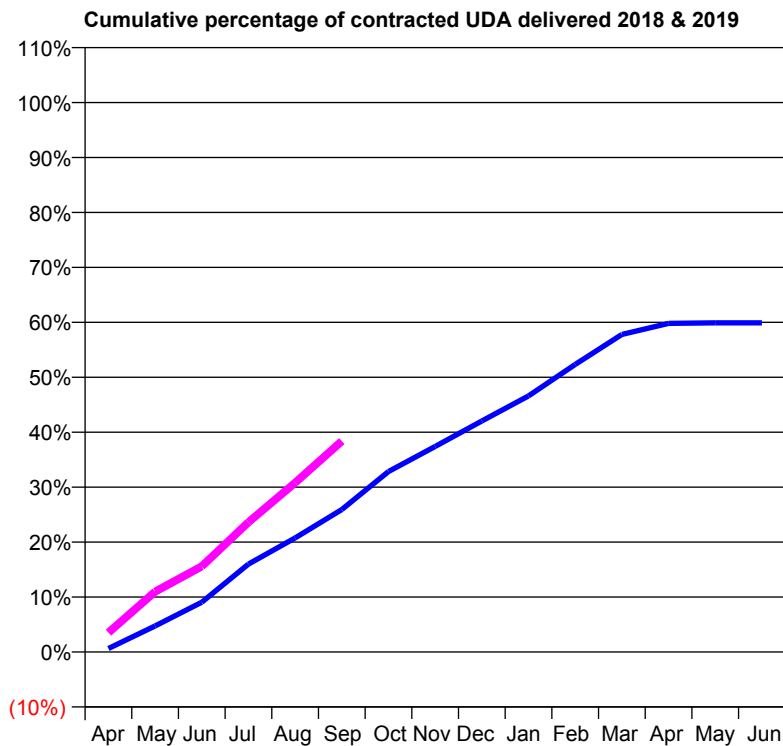
18/19 Contracted general activity (UDA)	14,000
Carry forward general activity (UDA)	0
18/19 Contracted orthodontic activity (UOA)	0
Carry forward orthodontic activity (UOA)	0
Baseline contract value	£346,794.82

### ACCESS\*

Patients seen in 24 months	Total	Change since previous quarter
Quarter ending September 2017	2,594	
Quarter ending December 2017	2,736	↑
Quarter ending March 2018	2,856	↑
Quarter ending June 2018	2,923	↑
Quarter ending September 2018	2,985	↑
<b>Variance since September 2017</b>	<b>15.1%</b>	<b>↑</b>



### ACTIVITY



Adjusted Scheduled Activity (UDA)		
Month	2018	2019
April	92	496
May	664	1,538
June	1,270	2,183
July	2,241	3,308
August	2,906	4,314
September	3,629	5,373
October	4,598	
November	5,237	
December	5,886	
January	6,524	
February	7,327	
March	8,089	
April	8,372	
May	8,386	
June	8,388	

### QUALITY

	Quantity	Base Number	Contract	AT	Region	England
% of FP17s for the same patient ID Re-attending within 3 months - Children	42	676	6.2%	9.4%	11.1%	11.6%
% of FP17s for the same patient ID Re-attending within 3 months - Adults	279	1,518	18.4%	13.9%	15.3%	15.5%
% of FP17s for the same patient ID Re-attending between 3 & 9 months - Children	377	676	55.8%	59.4%	61.1%	58.8%
% of FP17s for the same patient ID Re-attending between 3 & 9 months - Adults	614	1,518	40.4%	50.4%	52.3%	51.1%
% of FP17s for Band 1 Urgent Courses	132	2,069	6.4%	10.0%	9.5%	9.0%
% of FP17s Relating to Free Repair or Replacements	28	2,069	1.4%	0.8%	0.7%	0.8%
% of FP17s Relating to Continuations	27	2,069	1.3%	1.0%	0.8%	0.9%
% of Patients satisfied with the dentistry they have received	3	3	N/A	93.9%	93.6%	93.3%
% of Patients satisfied with the time they had to wait for an appointment	3	3	N/A	85.6%	88.8%	88.9%

\* This is based on patients treated on this contract for their most recent course of treatment. Figures in italics indicate the base number of FP17s or Patient Questionnaire responses are less than 100. N/A is shown where the base number of responses is less than 10 during the period. % is calculated as Quantity/Base number\*100

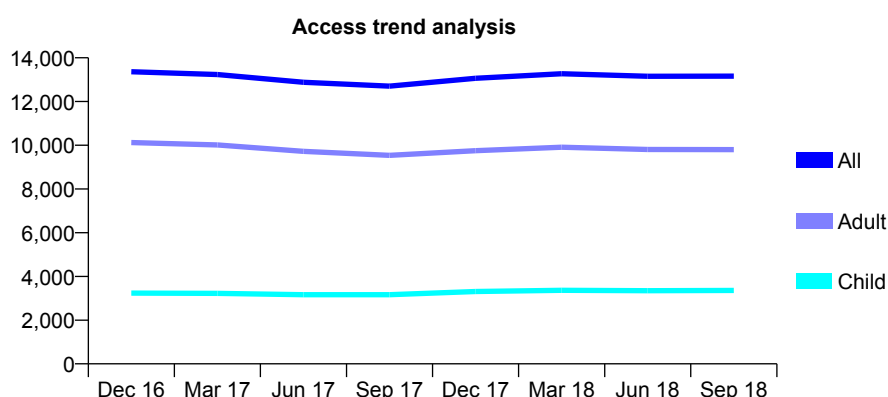
# Q66 - Vital Signs At a Glance Contract Report for 107980/0001 - September 2018

Name or company name	BM Pearson Ltd
Contract type name	GDS Contract
Purpose of contract	General
Contract start date	01/10/2006
Contract end date	

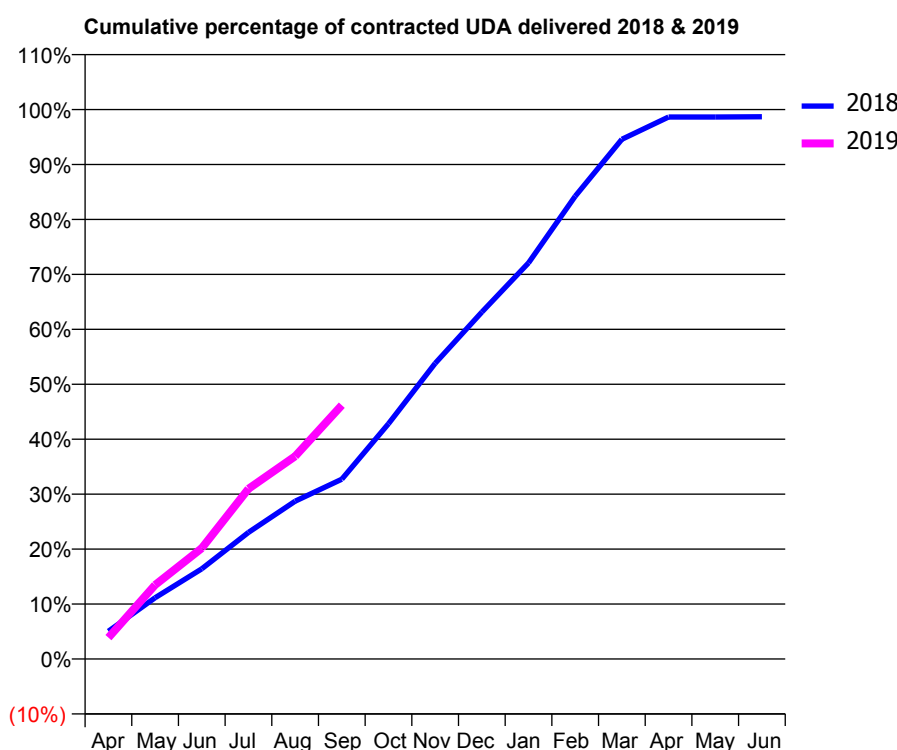
18/19 Contracted general activity (UDA)	36,970
Carry forward general activity (UDA)	491
18/19 Contracted orthodontic activity (UOA)	0
Carry forward orthodontic activity (UOA)	0
Baseline contract value	£1,213,270.37

## ACCESS\*

Patients seen in 24 months	Total	Change since previous quarter
Quarter ending September 2017	12,704	
Quarter ending December 2017	13,065	↑
Quarter ending March 2018	13,271	→
Quarter ending June 2018	13,154	→
Quarter ending September 2018	13,161	→
<b>Variance since September 2017</b>	<b>3.6%</b>	<b>↑</b>



## ACTIVITY



Adjusted Scheduled Activity (UDA)		
Month	2018	2019
April	1,871	1,443
May	4,124	4,985
June	6,067	7,462
July	8,520	11,456
August	10,622	13,642
September	12,101	17,081
October	15,829	
November	19,891	
December	23,342	
January	26,646	
February	31,137	
March	34,963	
April	36,466	
May	36,467	
June	36,479	

## QUALITY

	Quantity	Base Number	Contract	AT	Region	England
% of FP17s for the same patient ID Re-attending within 3 months - Children	152	2,374	6.4%	9.4%	11.1%	11.6%
% of FP17s for the same patient ID Re-attending within 3 months - Adults	728	5,725	12.7%	13.9%	15.3%	15.5%
% of FP17s for the same patient ID Re-attending between 3 & 9 months - Children	1,432	2,374	60.3%	59.4%	61.1%	58.8%
% of FP17s for the same patient ID Re-attending between 3 & 9 months - Adults	2,553	5,725	44.6%	50.4%	52.3%	51.1%
% of FP17s for Band 1 Urgent Courses	720	7,498	9.6%	10.0%	9.5%	9.0%
% of FP17s Relating to Free Repair or Replacements	64	7,498	0.9%	0.8%	0.7%	0.8%
% of FP17s Relating to Continuations	32	7,498	0.4%	1.0%	0.8%	0.9%
% of Patients satisfied with the dentistry they have received	10	12	83.3%	93.9%	93.6%	93.3%
% of Patients satisfied with the time they had to wait for an appointment	9	12	75.0%	85.6%	88.8%	88.9%

\* This is based on patients treated on this contract for their most recent course of treatment. Figures in italics indicate the base number of FP17s or Patient Questionnaire responses are less than 100. N/A is shown where the base number of responses is less than 10 during the period. % is calculated as Quantity/Base number\*100

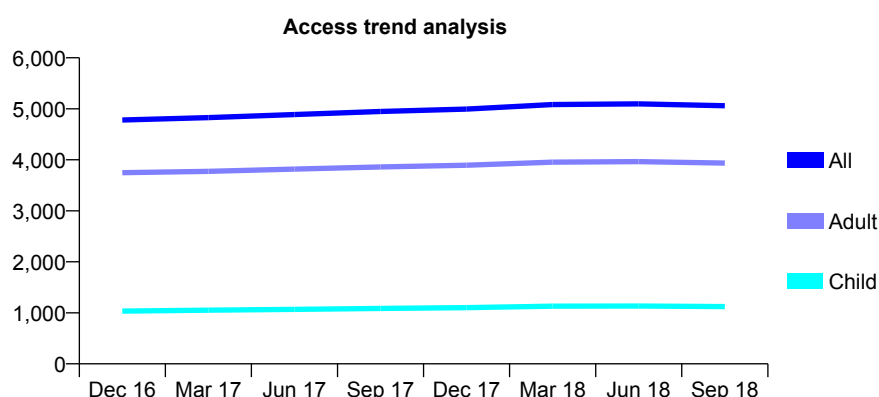
# Q66 - Vital Signs At a Glance Contract Report for 108111/0001 - September 2018

Name or company name	Chulmleigh Dental Practice LTD
Contract type name	GDS Contract
Purpose of contract	General
Contract start date	01/11/2007
Contract end date	

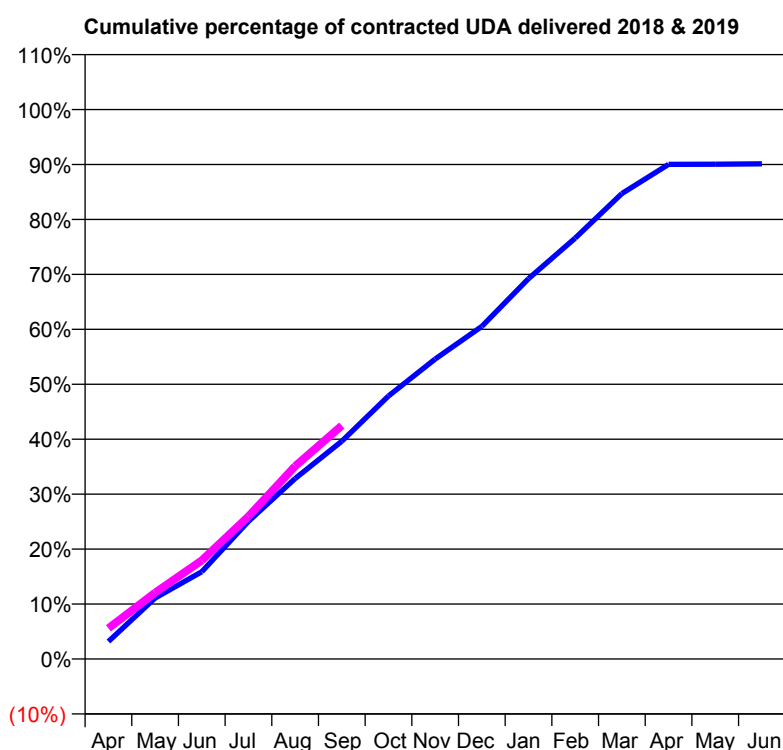
18/19 Contracted general activity (UDA)	12,315
Carry forward general activity (UDA)	0
18/19 Contracted orthodontic activity (UOA)	0
Carry forward orthodontic activity (UOA)	0
Baseline contract value	£335,051.43

## ACCESS\*

Patients seen in 24 months	Total	Change since previous quarter
Quarter ending September 2017	4,947	
Quarter ending December 2017	4,995	→
Quarter ending March 2018	5,083	→
Quarter ending June 2018	5,098	→
Quarter ending September 2018	5,060	→
<b>Variance since September 2017</b>	<b>2.3%</b>	<b>↑</b>



## ACTIVITY



Adjusted Scheduled Activity (UDA)		
Month	2018	2019
April	392	690
May	1,367	1,487
June	1,956	2,211
July	3,086	3,196
August	4,046	4,322
September	4,883	5,232
October	5,893	
November	6,724	
December	7,454	
January	8,524	
February	9,433	
March	10,431	
April	11,087	
May	11,089	
June	11,099	

## QUALITY

	Quantity	Base Number	Contract	AT	Region	England
% of FP17s for the same patient ID Re-attending within 3 months - Children	43	869	4.9%	9.4%	11.1%	11.6%
% of FP17s for the same patient ID Re-attending within 3 months - Adults	312	2,842	11.0%	13.9%	15.3%	15.5%
% of FP17s for the same patient ID Re-attending between 3 & 9 months - Children	521	869	60.0%	59.4%	61.1%	58.8%
% of FP17s for the same patient ID Re-attending between 3 & 9 months - Adults	1,634	2,842	57.5%	50.4%	52.3%	51.1%
% of FP17s for Band 1 Urgent Courses	183	2,903	6.3%	10.0%	9.5%	9.0%
% of FP17s Relating to Free Repair or Replacements	43	2,903	1.5%	0.8%	0.7%	0.8%
% of FP17s Relating to Continuations	12	2,903	0.4%	1.0%	0.8%	0.9%
% of Patients satisfied with the dentistry they have received	8	8	N/A	93.9%	93.6%	93.3%
% of Patients satisfied with the time they had to wait for an appointment	8	8	N/A	85.6%	88.8%	88.9%

\* This is based on patients treated on this contract for their most recent course of treatment. Figures in italics indicate the base number of FP17s or Patient Questionnaire responses are less than 100. N/A is shown where the base number of responses is less than 10 during the period. % is calculated as Quantity/Base number\*100

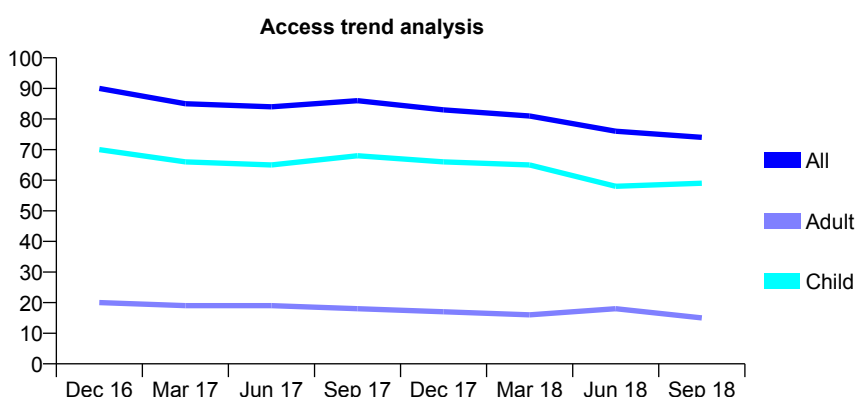
# Q66 - Vital Signs At a Glance Contract Report for 109053/0001 - September 2018

Name or company name	Modbury Dental Practice Ltd
Contract type name	GDS Contract
Purpose of contract	General
Contract start date	01/07/2014
Contract end date	

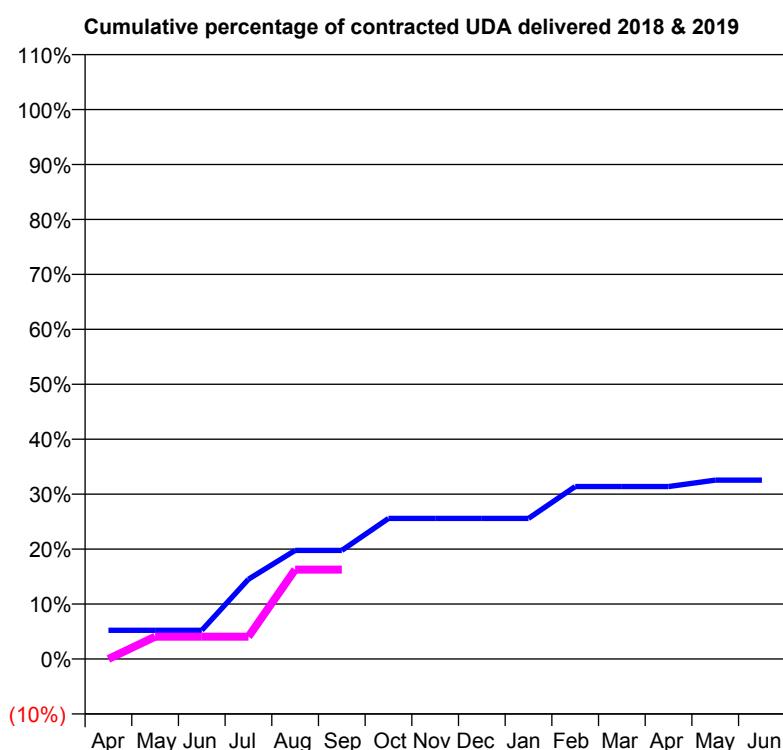
18/19 Contracted general activity (UDA)	172
Carry forward general activity (UDA)	0
18/19 Contracted orthodontic activity (UOA)	0
Carry forward orthodontic activity (UOA)	0
Baseline contract value	£4,789.65

## ACCESS\*

Patients seen in 24 months	Total	Change since previous quarter
Quarter ending September 2017	86	
Quarter ending December 2017	83	↓
Quarter ending March 2018	81	↓
Quarter ending June 2018	76	↓
Quarter ending September 2018	74	↓
<b>Variance since September 2017</b>	<b>(14.0%)</b>	<b>↓</b>



## ACTIVITY



Adjusted Scheduled Activity (UDA)		
Month	2018	2019
April	9	0
May	9	7
June	9	7
July	25	7
August	34	28
September	34	28
October	44	
November	44	
December	44	
January	44	
February	54	
March	54	
April	54	
May	56	
June	56	

## QUALITY

	Quantity	Base Number	Contract	AT	Region	England
% of FP17s for the same patient ID Re-attending within 3 months - Children	1	35	2.9%	9.4%	11.1%	11.6%
% of FP17s for the same patient ID Re-attending within 3 months - Adults	0	3	0.0%	13.9%	15.3%	15.5%
% of FP17s for the same patient ID Re-attending between 3 & 9 months - Children	17	35	48.6%	59.4%	61.1%	58.8%
% of FP17s for the same patient ID Re-attending between 3 & 9 months - Adults	2	3	66.7%	50.4%	52.3%	51.1%
% of FP17s for Band 1 Urgent Courses	0	28	0.0%	10.0%	9.5%	9.0%
% of FP17s Relating to Free Repair or Replacements	0	28	0.0%	0.8%	0.7%	0.8%
% of FP17s Relating to Continuations	1	28	3.6%	1.0%	0.8%	0.9%
% of Patients satisfied with the dentistry they have received	0	0	N/A	93.9%	93.6%	93.3%
% of Patients satisfied with the time they had to wait for an appointment	0	0	N/A	85.6%	88.8%	88.9%

\* This is based on patients treated on this contract for their most recent course of treatment. Figures in italics indicate the base number of FP17s or Patient Questionnaire responses are less than 100. N/A is shown where the base number of responses is less than 10 during the period. % is calculated as Quantity/Base number\*100

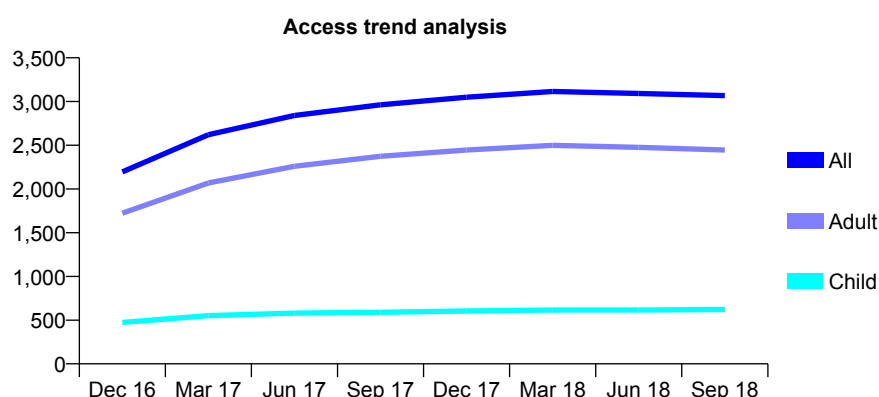
# Q66 - Vital Signs At a Glance Contract Report for 110426/0001 - September 2018

Name or company name	Mount Wise Dental Practice
Contract type name	GDS Contract
Purpose of contract	General
Contract start date	01/01/2016
Contract end date	

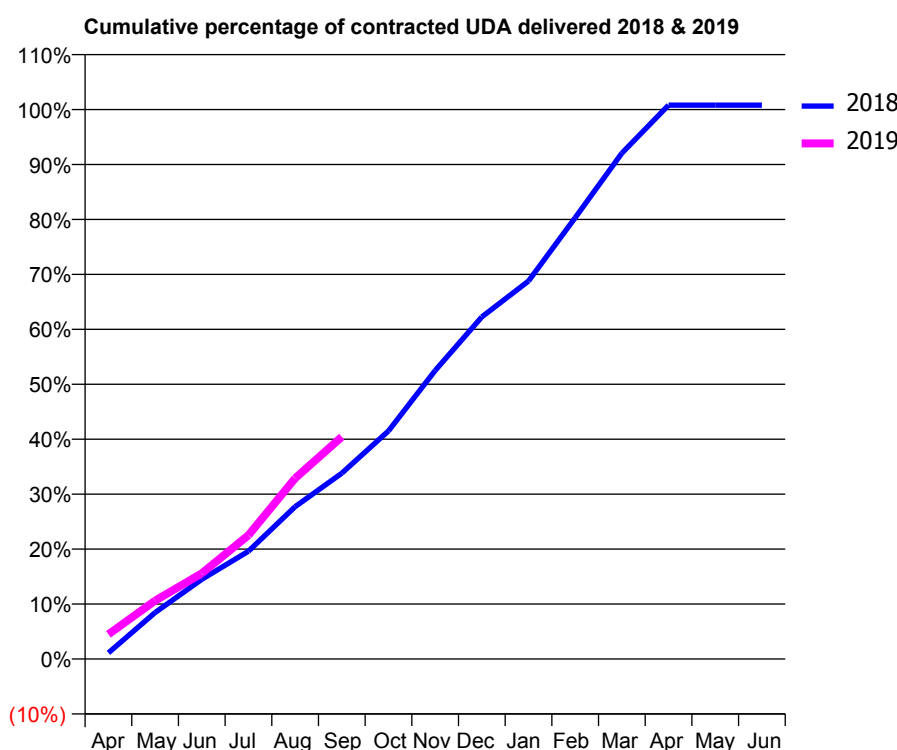
18/19 Contracted general activity (UDA)	7,056
Carry forward general activity (UDA)	-48
18/19 Contracted orthodontic activity (UOA)	0
Carry forward orthodontic activity (UOA)	0
Baseline contract value	£188,660.49

## ACCESS\*

Patients seen in 24 months	Total	Change since previous quarter
Quarter ending September 2017	2,963	
Quarter ending December 2017	3,049	↑
Quarter ending March 2018	3,115	↑
Quarter ending June 2018	3,092	→
Quarter ending September 2018	3,067	→
<b>Variance since September 2017</b>	<b>3.5%</b>	<b>↑</b>



## ACTIVITY



Adjusted Scheduled Activity (UDA)		
Month	2018	2019
April	68	317
May	514	749
June	880	1,100
July	1,191	1,590
August	1,683	2,322
September	2,052	2,853
October	2,519	
November	3,187	
December	3,779	
January	4,174	
February	4,874	
March	5,588	
April	6,117	
May	6,117	
June	6,117	

## QUALITY

	Quantity	Base Number	Contract	AT	Region	England
% of FP17s for the same patient ID Re-attending within 3 months - Children	25	421	5.9%	9.4%	11.1%	11.6%
% of FP17s for the same patient ID Re-attending within 3 months - Adults	229	1,557	14.7%	13.9%	15.3%	15.5%
% of FP17s for the same patient ID Re-attending between 3 & 9 months - Children	180	421	42.8%	59.4%	61.1%	58.8%
% of FP17s for the same patient ID Re-attending between 3 & 9 months - Adults	682	1,557	43.8%	50.4%	52.3%	51.1%
% of FP17s for Band 1 Urgent Courses	82	1,199	6.8%	10.0%	9.5%	9.0%
% of FP17s Relating to Free Repair or Replacements	11	1,199	0.9%	0.8%	0.7%	0.8%
% of FP17s Relating to Continuations	26	1,199	2.2%	1.0%	0.8%	0.9%
% of Patients satisfied with the dentistry they have received	2	2	N/A	93.9%	93.6%	93.3%
% of Patients satisfied with the time they had to wait for an appointment	2	2	N/A	85.6%	88.8%	88.9%

\* This is based on patients treated on this contract for their most recent course of treatment. Figures in italics indicate the base number of FP17s or Patient Questionnaire responses are less than 100. N/A is shown where the base number of responses is less than 10 during the period. % is calculated as Quantity/Base number\*100

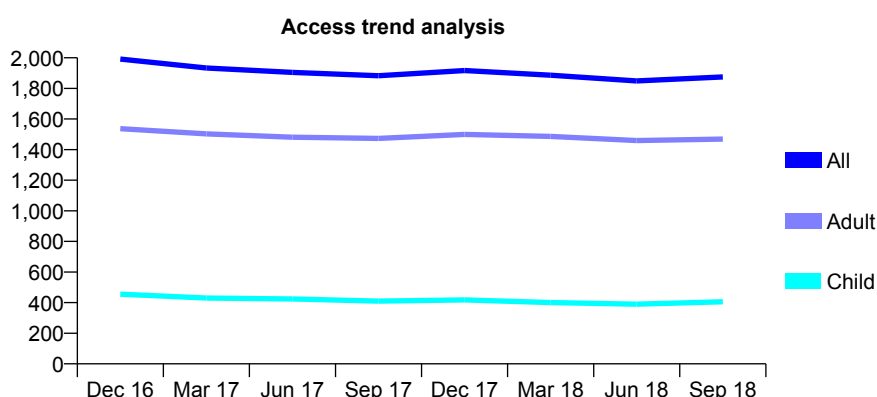
# Q66 - Vital Signs At a Glance Contract Report for 110744/0001 - September 2018

Name or company name	Peks Dental LTD
Contract type name	GDS Contract
Purpose of contract	General
Contract start date	01/09/2009
Contract end date	

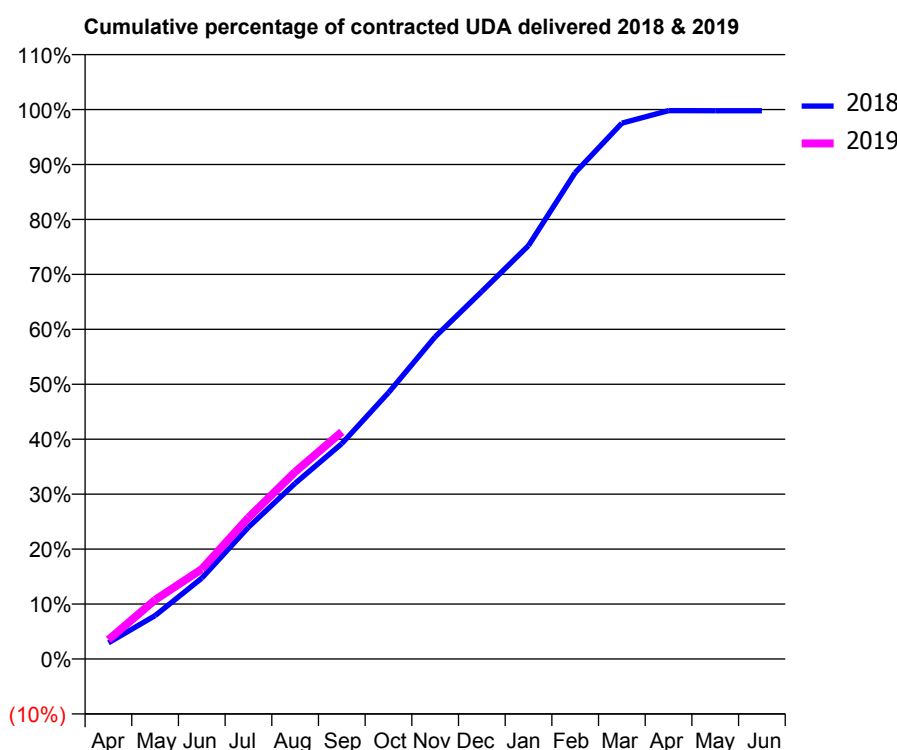
18/19 Contracted general activity (UDA)	6,000
Carry forward general activity (UDA)	14
18/19 Contracted orthodontic activity (UOA)	0
Carry forward orthodontic activity (UOA)	0
Baseline contract value	£162,707.48

## ACCESS\*

Patients seen in 24 months	Total	Change since previous quarter
Quarter ending September 2017	1,883	
Quarter ending December 2017	1,917	→
Quarter ending March 2018	1,886	↓
Quarter ending June 2018	1,849	↓
Quarter ending September 2018	1,875	→
<b>Variance since September 2017</b>	<b>(0.4%)</b>	<b>→</b>



## ACTIVITY



Adjusted Scheduled Activity (UDA)		
Month	2018	2019
April	176	210
May	474	646
June	883	981
July	1,439	1,544
August	1,918	2,044
September	2,352	2,481
October	2,908	
November	3,519	
December	4,013	
January	4,515	
February	5,310	
March	5,850	
April	5,987	
May	5,986	
June	5,986	

## QUALITY

	Quantity	Base Number	Contract	AT	Region	England
% of FP17s for the same patient ID Re-attending within 3 months - Children	4	274	1.5%	9.4%	11.1%	11.6%
% of FP17s for the same patient ID Re-attending within 3 months - Adults	72	869	8.3%	13.9%	15.3%	15.5%
% of FP17s for the same patient ID Re-attending between 3 & 9 months - Children	170	274	62.0%	59.4%	61.1%	58.8%
% of FP17s for the same patient ID Re-attending between 3 & 9 months - Adults	431	869	49.6%	50.4%	52.3%	51.1%
% of FP17s for Band 1 Urgent Courses	69	1,085	6.4%	10.0%	9.5%	9.0%
% of FP17s Relating to Free Repair or Replacements	2	1,085	0.2%	0.8%	0.7%	0.8%
% of FP17s Relating to Continuations	6	1,085	0.6%	1.0%	0.8%	0.9%
% of Patients satisfied with the dentistry they have received	4	4	N/A	93.9%	93.6%	93.3%
% of Patients satisfied with the time they had to wait for an appointment	4	4	N/A	85.6%	88.8%	88.9%

\* This is based on patients treated on this contract for their most recent course of treatment. Figures in italics indicate the base number of FP17s or Patient Questionnaire responses are less than 100. N/A is shown where the base number of responses is less than 10 during the period. % is calculated as Quantity/Base number\*100



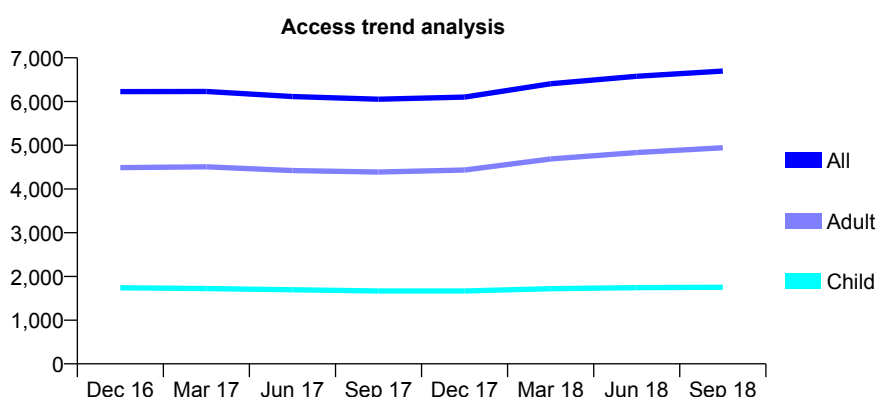
# Q66 - Vital Signs At a Glance Contract Report for 111481/0003 - September 2018

Name or company name	Pure Dental Care Ltd
Contract type name	GDS Contract
Purpose of contract	General
Contract start date	01/02/2007
Contract end date	

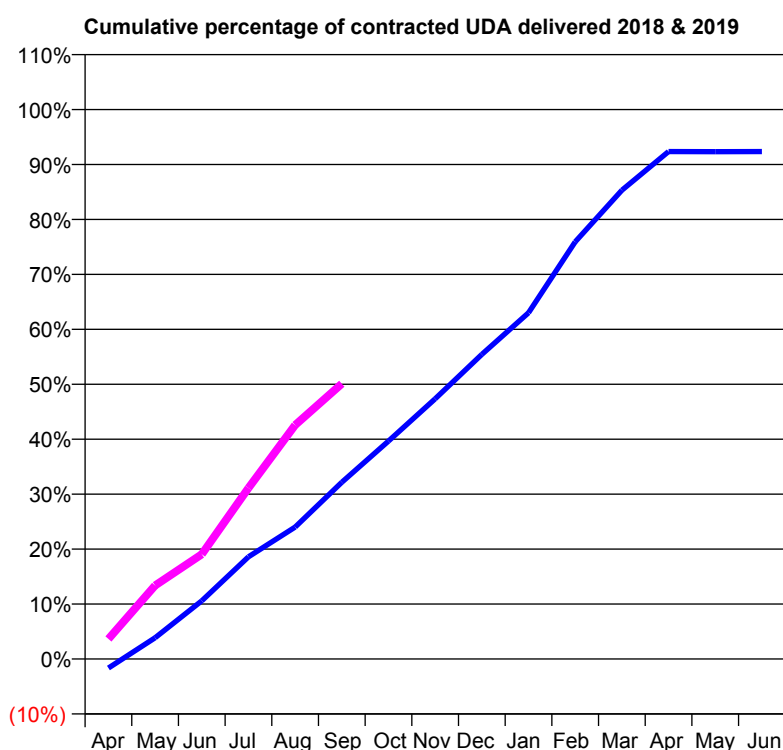
18/19 Contracted general activity (UDA)	18,235
Carry forward general activity (UDA)	0
18/19 Contracted orthodontic activity (UOA)	0
Carry forward orthodontic activity (UOA)	0
Baseline contract value	£470,155.52

## ACCESS\*

Patients seen in 24 months	Total	Change since previous quarter
Quarter ending September 2017	6,054	
Quarter ending December 2017	6,102	→
Quarter ending March 2018	6,406	↑
Quarter ending June 2018	6,578	↑
Quarter ending September 2018	6,696	→
<b>Variance since September 2017</b>	<b>10.6%</b>	<b>↑</b>



## ACTIVITY



Adjusted Scheduled Activity (UDA)		
Month	2018	2019
April	-304	666
May	705	2,440
June	1,933	3,478
July	3,394	5,676
August	4,378	7,763
September	5,865	9,134
October	7,232	
November	8,638	
December	10,111	
January	11,491	
February	13,842	
March	15,556	
April	16,839	
May	16,836	
June	16,838	

## QUALITY

	Quantity	Base Number	Contract	AT	Region	England
% of FP17s for the same patient ID Re-attending within 3 months - Children	86	1,365	6.3%	9.4%	11.1%	11.6%
% of FP17s for the same patient ID Re-attending within 3 months - Adults	482	3,581	13.5%	13.9%	15.3%	15.5%
% of FP17s for the same patient ID Re-attending between 3 & 9 months - Children	890	1,365	65.2%	59.4%	61.1%	58.8%
% of FP17s for the same patient ID Re-attending between 3 & 9 months - Adults	1,869	3,581	52.2%	50.4%	52.3%	51.1%
% of FP17s for Band 1 Urgent Courses	410	4,542	9.0%	10.0%	9.5%	9.0%
% of FP17s Relating to Free Repair or Replacements	46	4,542	1.0%	0.8%	0.7%	0.8%
% of FP17s Relating to Continuations	25	4,542	0.6%	1.0%	0.8%	0.9%
% of Patients satisfied with the dentistry they have received	5	5	N/A	93.9%	93.6%	93.3%
% of Patients satisfied with the time they had to wait for an appointment	2	5	N/A	85.6%	88.8%	88.9%

\* This is based on patients treated on this contract for their most recent course of treatment. Figures in italics indicate the base number of FP17s or Patient Questionnaire responses are less than 100. N/A is shown where the base number of responses is less than 10 during the period. % is calculated as Quantity/Base number\*100

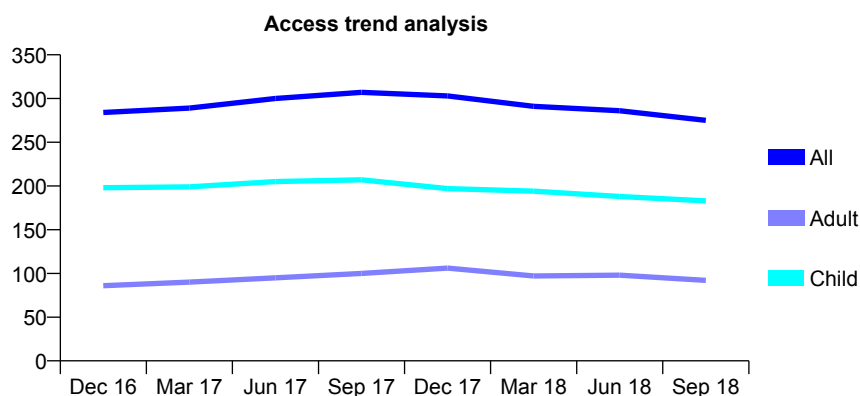
## Q66 - Vital Signs At a Glance Contract Report for 113093/0001 - September 2018

Name or company name	ELCK Limited
Contract type name	GDS Contract
Purpose of contract	General
Contract start date	01/10/2015
Contract end date	

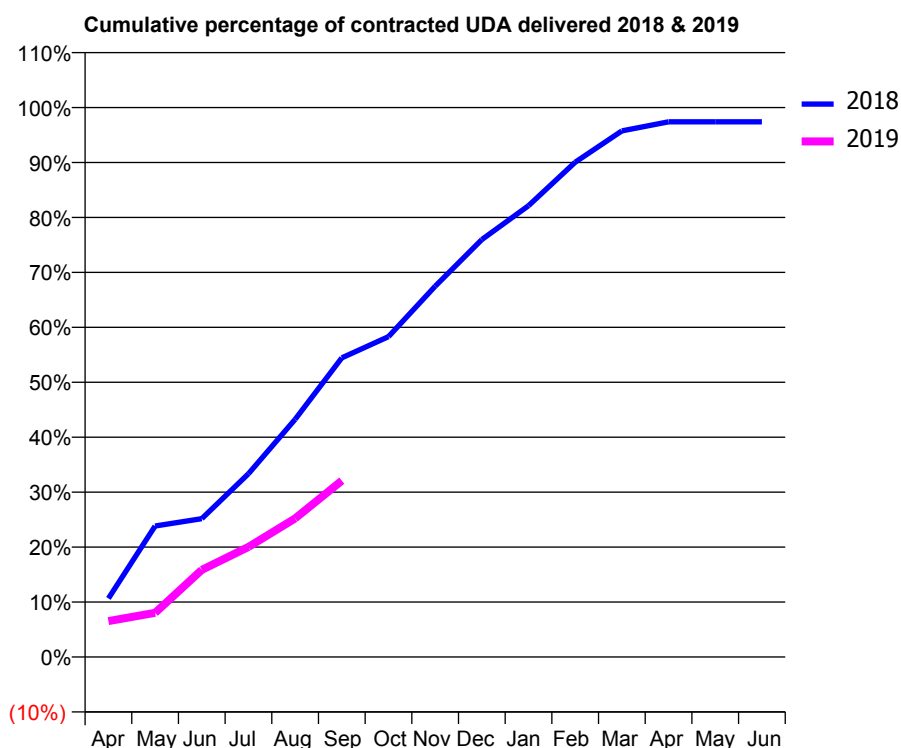
18/19 Contracted general activity (UDA)	600
Carry forward general activity (UDA)	16
18/19 Contracted orthodontic activity (UOA)	0
Carry forward orthodontic activity (UOA)	0
Baseline contract value	£14,393.99

### ACCESS\*

Patients seen in 24 months	Total	Change since previous quarter
Quarter ending September 2017	307	
Quarter ending December 2017	303	↓
Quarter ending March 2018	291	↓
Quarter ending June 2018	286	↓
Quarter ending September 2018	275	↓
<b>Variance since September 2017</b>	<b>(10.4%)</b>	↓



### ACTIVITY



Adjusted Scheduled Activity (UDA)		
Month	2018	2019
April	64	39
May	143	48
June	151	95
July	200	120
August	260	151
September	327	193
October	350	
November	405	
December	456	
January	493	
February	540	
March	574	
April	584	
May	584	
June	584	

### QUALITY

	Quantity	Base Number	Contract	AT	Region	England
% of FP17s for the same patient ID Re-attending within 3 months - Children	4	130	3.1%	9.4%	11.1%	11.6%
% of FP17s for the same patient ID Re-attending within 3 months - Adults	2	43	4.7%	13.9%	15.3%	15.5%
% of FP17s for the same patient ID Re-attending between 3 & 9 months - Children	88	130	67.7%	59.4%	61.1%	58.8%
% of FP17s for the same patient ID Re-attending between 3 & 9 months - Adults	20	43	46.5%	50.4%	52.3%	51.1%
% of FP17s for Band 1 Urgent Courses	3	165	1.8%	10.0%	9.5%	9.0%
% of FP17s Relating to Free Repair or Replacements	0	165	0.0%	0.8%	0.7%	0.8%
% of FP17s Relating to Continuations	1	165	0.6%	1.0%	0.8%	0.9%
% of Patients satisfied with the dentistry they have received	0	0	N/A	93.9%	93.6%	93.3%
% of Patients satisfied with the time they had to wait for an appointment	0	0	N/A	85.6%	88.8%	88.9%

\* This is based on patients treated on this contract for their most recent course of treatment. Figures in italics indicate the base number of FP17s or Patient Questionnaire responses are less than 100. N/A is shown where the base number of responses is less than 10 during the period. % is calculated as Quantity/Base number\*100

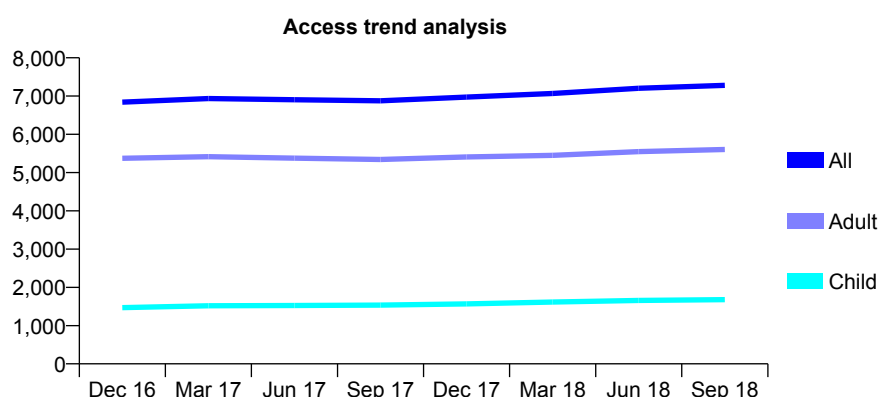
# Q66 - Vital Signs At a Glance Contract Report for 115150/0001 - September 2018

Name or company name	Newquay Dental Centre Ltd
Contract type name	GDS Contract
Purpose of contract	General
Contract start date	01/04/2013
Contract end date	

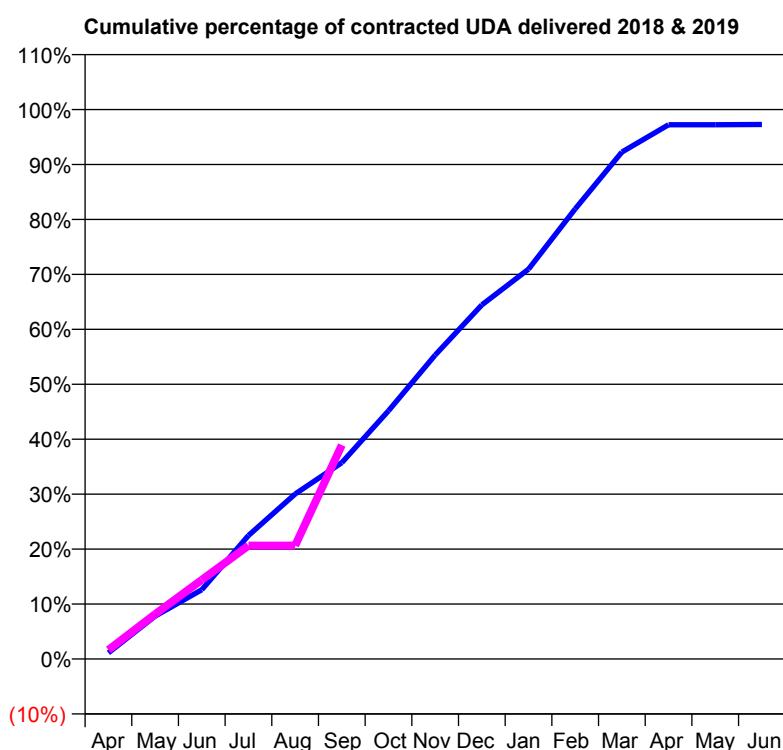
18/19 Contracted general activity (UDA)	25,000
Carry forward general activity (UDA)	683
18/19 Contracted orthodontic activity (UOA)	0
Carry forward orthodontic activity (UOA)	0
Baseline contract value	£669,723.28

## ACCESS\*

Patients seen in 24 months	Total	Change since previous quarter
Quarter ending September 2017	6,877	
Quarter ending December 2017	6,974	→
Quarter ending March 2018	7,067	→
Quarter ending June 2018	7,205	→
Quarter ending September 2018	7,281	→
Variance since September 2017	5.9%	↑



## ACTIVITY



Adjusted Scheduled Activity (UDA)		
Month	2018	2019
April	282	419
May	1,953	2,043
June	3,152	3,600
July	5,622	5,159
August	7,506	5,159
September	8,933	9,737
October	11,294	
November	13,829	
December	16,108	
January	17,736	
February	20,479	
March	23,065	
April	24,307	
May	24,307	
June	24,317	

## QUALITY

	Quantity	Base Number	Contract	AT	Region	England
% of FP17s for the same patient ID Re-attending within 3 months - Children	85	1,248	6.8%	9.4%	11.1%	11.6%
% of FP17s for the same patient ID Re-attending within 3 months - Adults	441	3,530	12.5%	13.9%	15.3%	15.5%
% of FP17s for the same patient ID Re-attending between 3 & 9 months - Children	814	1,248	65.2%	59.4%	61.1%	58.8%
% of FP17s for the same patient ID Re-attending between 3 & 9 months - Adults	1,933	3,530	54.8%	50.4%	52.3%	51.1%
% of FP17s for Band 1 Urgent Courses	423	4,323	9.8%	10.0%	9.5%	9.0%
% of FP17s Relating to Free Repair or Replacements	36	4,323	0.8%	0.8%	0.7%	0.8%
% of FP17s Relating to Continuations	12	4,323	0.3%	1.0%	0.8%	0.9%
% of Patients satisfied with the dentistry they have received	7	7	N/A	93.9%	93.6%	93.3%
% of Patients satisfied with the time they had to wait for an appointment	6	7	N/A	85.6%	88.8%	88.9%

\* This is based on patients treated on this contract for their most recent course of treatment. Figures in italics indicate the base number of FP17s or Patient Questionnaire responses are less than 100. N/A is shown where the base number of responses is less than 10 during the period. % is calculated as Quantity/Base number\*100

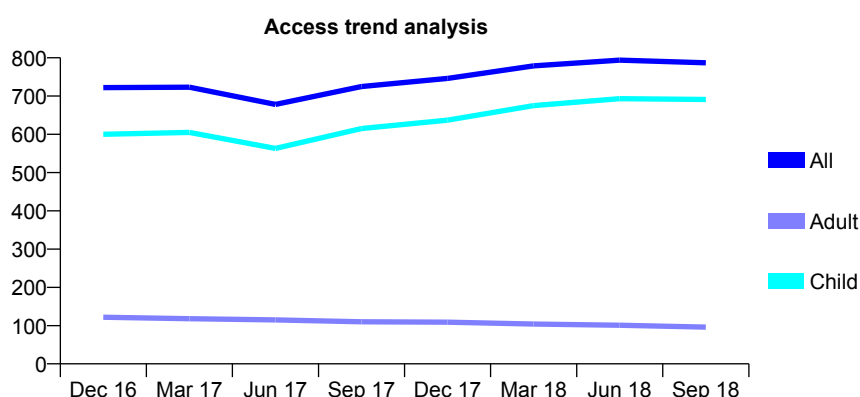
# Q66 - Vital Signs At a Glance Contract Report for 116106/0001 - September 2018

Name or company name	Ward Dental Ltd
Contract type name	GDS Contract
Purpose of contract	General and Orthodontic
Contract start date	01/06/2007
Contract end date	

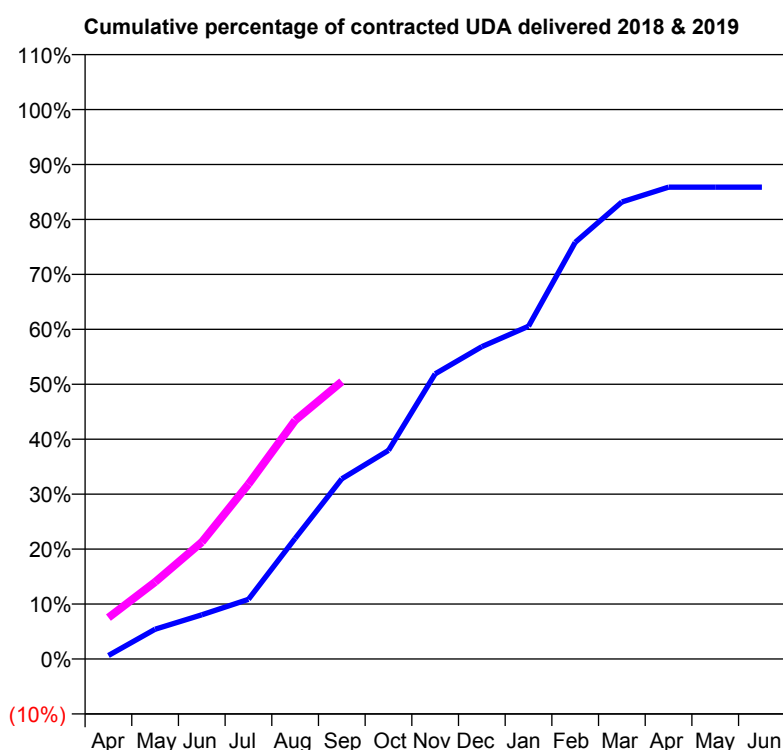
18/19 Contracted general activity (UDA)	1,378
Carry forward general activity (UDA)	0
18/19 Contracted orthodontic activity (UOA)	650
Carry forward orthodontic activity (UOA)	0
Baseline contract value	£80,637.02

## ACCESS\*

Patients seen in 24 months	Total	Change since previous quarter
Quarter ending September 2017	725	
Quarter ending December 2017	746	↑
Quarter ending March 2018	779	↑
Quarter ending June 2018	794	→
Quarter ending September 2018	787	→
<b>Variance since September 2017</b>	<b>8.6%</b>	<b>↑</b>



## ACTIVITY



Adjusted Scheduled Activity (UDA)		
Month	2018	2019
April	9	104
May	75	193
June	111	293
July	150	438
August	303	598
September	452	696
October	523	
November	715	
December	783	
January	835	
February	1,045	
March	1,146	
April	1,183	
May	1,183	
June	1,183	

## QUALITY

	Quantity	Base Number	Contract	AT	Region	England
% of FP17s for the same patient ID Re-attending within 3 months - Children	41	562	7.3%	9.4%	11.1%	11.6%
% of FP17s for the same patient ID Re-attending within 3 months - Adults	4	23	17.4%	13.9%	15.3%	15.5%
% of FP17s for the same patient ID Re-attending between 3 & 9 months - Children	313	562	55.7%	59.4%	61.1%	58.8%
% of FP17s for the same patient ID Re-attending between 3 & 9 months - Adults	14	23	60.9%	50.4%	52.3%	51.1%
% of FP17s for Band 1 Urgent Courses	23	483	4.8%	10.0%	9.5%	9.0%
% of FP17s Relating to Free Repair or Replacements	1	483	0.2%	0.8%	0.7%	0.8%
% of FP17s Relating to Continuations	6	483	1.2%	1.0%	0.8%	0.9%
% of Patients satisfied with the dentistry they have received	2	2	N/A	93.9%	93.6%	93.3%
% of Patients satisfied with the time they had to wait for an appointment	2	2	N/A	85.6%	88.8%	88.9%

\* This is based on patients treated on this contract for their most recent course of treatment. Figures in italics indicate the base number of FP17s or Patient Questionnaire responses are less than 100. N/A is shown where the base number of responses is less than 10 during the period. % is calculated as Quantity/Base number\*100

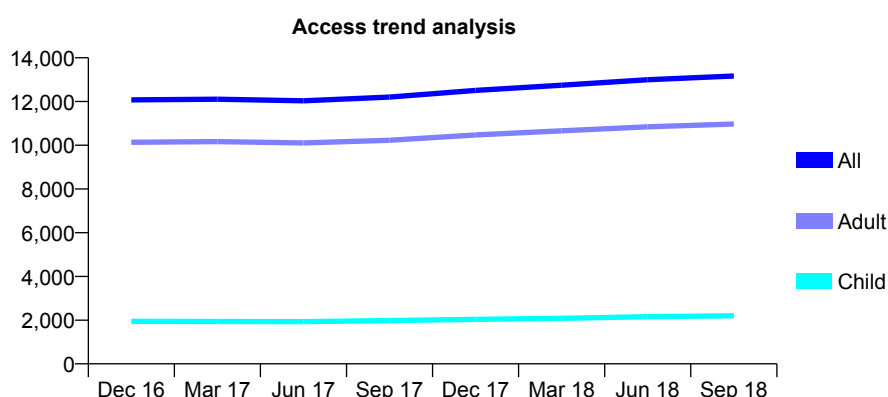
# Q66 - Vital Signs At a Glance Contract Report for 116475/0001 - September 2018

Name or company name	T.Bellingan Ltd.
Contract type name	GDS Contract
Purpose of contract	General
Contract start date	01/06/2014
Contract end date	

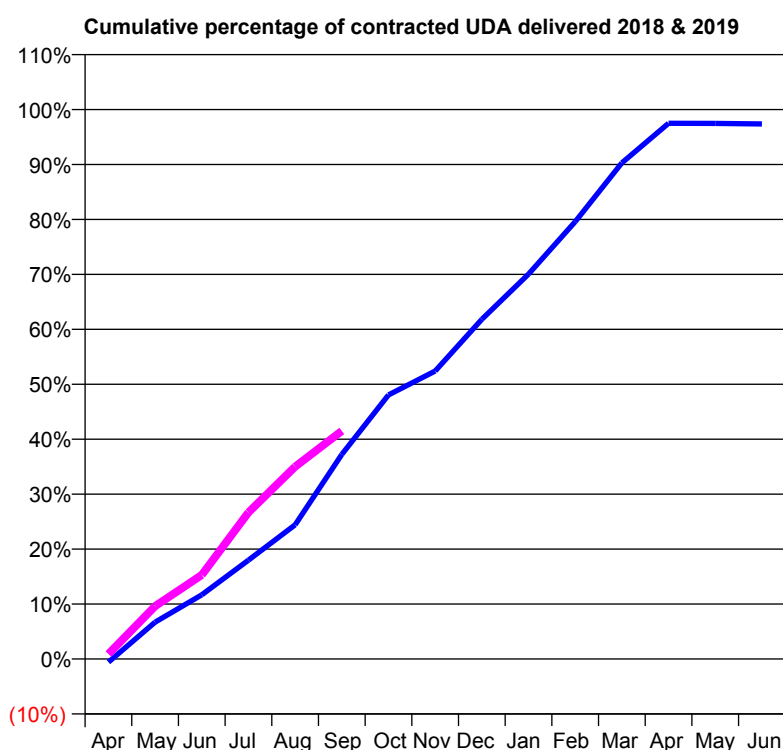
18/19 Contracted general activity (UDA)	38,126
Carry forward general activity (UDA)	256
18/19 Contracted orthodontic activity (UOA)	0
Carry forward orthodontic activity (UOA)	0
Baseline contract value	£1,000,181.02

## ACCESS\*

Patients seen in 24 months	Total	Change since previous quarter
Quarter ending September 2017	12,206	
Quarter ending December 2017	12,506	↑
Quarter ending March 2018	12,747	→
Quarter ending June 2018	12,999	→
Quarter ending September 2018	13,169	→
<b>Variance since September 2017</b>	<b>7.9%</b>	<b>↑</b>



## ACTIVITY



Adjusted Scheduled Activity (UDA)		
Month	2018	2019
April	-226	344
May	2,556	3,671
June	4,452	5,837
July	6,859	10,174
August	9,312	13,342
September	14,194	15,824
October	18,325	
November	19,984	
December	23,570	
January	26,709	
February	30,338	
March	34,422	
April	37,174	
May	37,164	
June	37,120	

## QUALITY

	Quantity	Base Number	Contract	AT	Region	England
% of FP17s for the same patient ID Re-attending within 3 months - Children	81	1,743	4.6%	9.4%	11.1%	11.6%
% of FP17s for the same patient ID Re-attending within 3 months - Adults	611	6,665	9.2%	13.9%	15.3%	15.5%
% of FP17s for the same patient ID Re-attending between 3 & 9 months - Children	1,134	1,743	65.1%	59.4%	61.1%	58.8%
% of FP17s for the same patient ID Re-attending between 3 & 9 months - Adults	3,303	6,665	49.6%	50.4%	52.3%	51.1%
% of FP17s for Band 1 Urgent Courses	532	7,290	7.3%	10.0%	9.5%	9.0%
% of FP17s Relating to Free Repair or Replacements	13	7,290	0.2%	0.8%	0.7%	0.8%
% of FP17s Relating to Continuations	26	7,290	0.4%	1.0%	0.8%	0.9%
% of Patients satisfied with the dentistry they have received	11	11	100.0%	93.9%	93.6%	93.3%
% of Patients satisfied with the time they had to wait for an appointment	10	11	90.9%	85.6%	88.8%	88.9%

\* This is based on patients treated on this contract for their most recent course of treatment. Figures in italics indicate the base number of FP17s or Patient Questionnaire responses are less than 100. N/A is shown where the base number of responses is less than 10 during the period. % is calculated as Quantity/Base number\*100

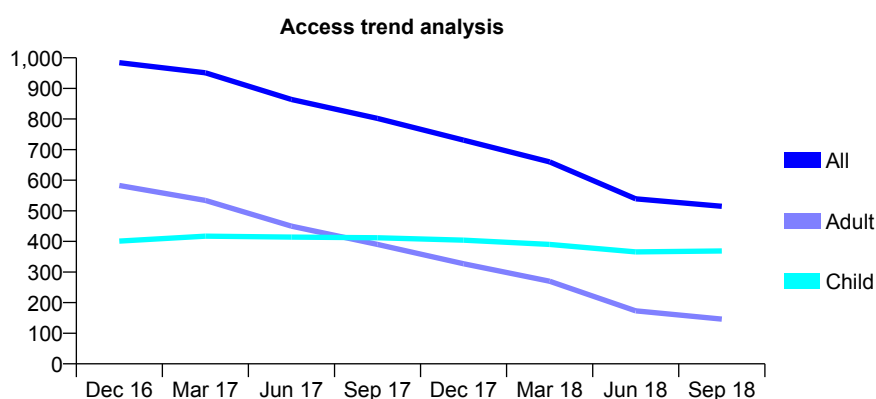
## Q66 - Vital Signs At a Glance Contract Report for 116629/0001 - September 2018

Name or company name	Olivelle Holdings Limited
Contract type name	GDS Contract
Purpose of contract	General
Contract start date	01/04/2011
Contract end date	

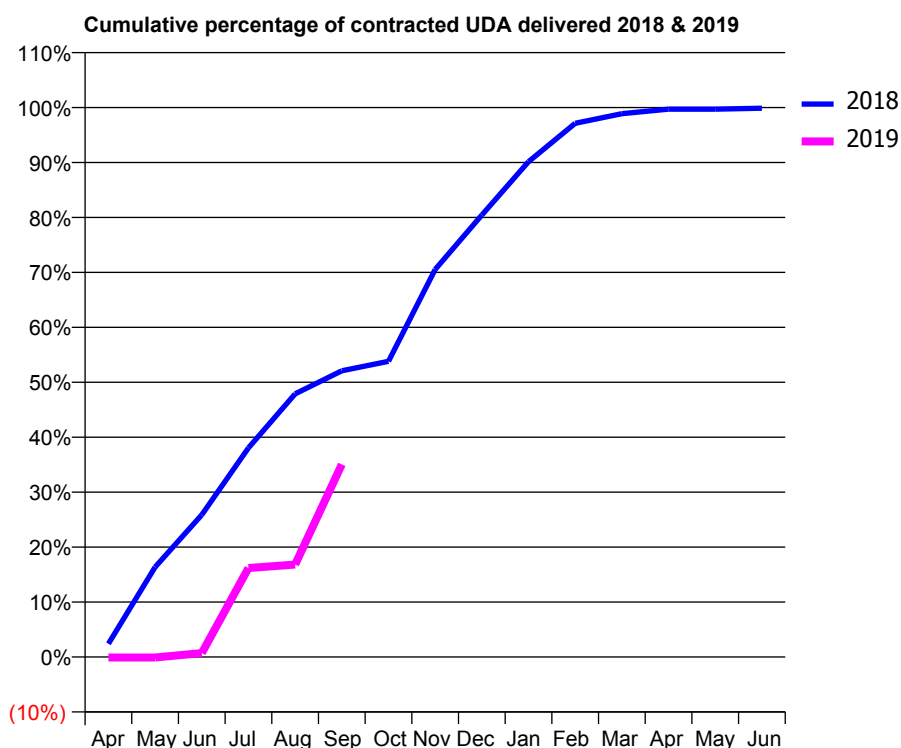
18/19 Contracted general activity (UDA)	1,000
Carry forward general activity (UDA)	1
18/19 Contracted orthodontic activity (UOA)	0
Carry forward orthodontic activity (UOA)	0
Baseline contract value	£29,187.30

### ACCESS\*

Patients seen in 24 months	Total	Change since previous quarter
Quarter ending September 2017	802	
Quarter ending December 2017	731	↓
Quarter ending March 2018	660	↓
Quarter ending June 2018	539	↓
Quarter ending September 2018	515	↓
<b>Variance since September 2017</b>	<b>(35.8%)</b>	<b>↓</b>



### ACTIVITY



Adjusted Scheduled Activity (UDA)		
Month	2018	2019
April	24	-1
May	164	-1
June	259	7
July	381	162
August	479	168
September	521	351
October	538	
November	705	
December	804	
January	901	
February	971	
March	989	
April	997	
May	997	
June	999	

### QUALITY

	Quantity	Base Number	Contract	AT	Region	England
% of FP17s for the same patient ID Re-attending within 3 months - Children	6	232	2.6%	9.4%	11.1%	11.6%
% of FP17s for the same patient ID Re-attending within 3 months - Adults	2	47	4.3%	13.9%	15.3%	15.5%
% of FP17s for the same patient ID Re-attending between 3 & 9 months - Children	157	232	67.7%	59.4%	61.1%	58.8%
% of FP17s for the same patient ID Re-attending between 3 & 9 months - Adults	24	47	51.1%	50.4%	52.3%	51.1%
% of FP17s for Band 1 Urgent Courses	8	234	3.4%	10.0%	9.5%	9.0%
% of FP17s Relating to Free Repair or Replacements	0	234	0.0%	0.8%	0.7%	0.8%
% of FP17s Relating to Continuations	0	234	0.0%	1.0%	0.8%	0.9%
% of Patients satisfied with the dentistry they have received	0	0	N/A	93.9%	93.6%	93.3%
% of Patients satisfied with the time they had to wait for an appointment	0	0	N/A	85.6%	88.8%	88.9%

\* This is based on patients treated on this contract for their most recent course of treatment. Figures in italics indicate the base number of FP17s or Patient Questionnaire responses are less than 100. N/A is shown where the base number of responses is less than 10 during the period. % is calculated as Quantity/Base number\*100

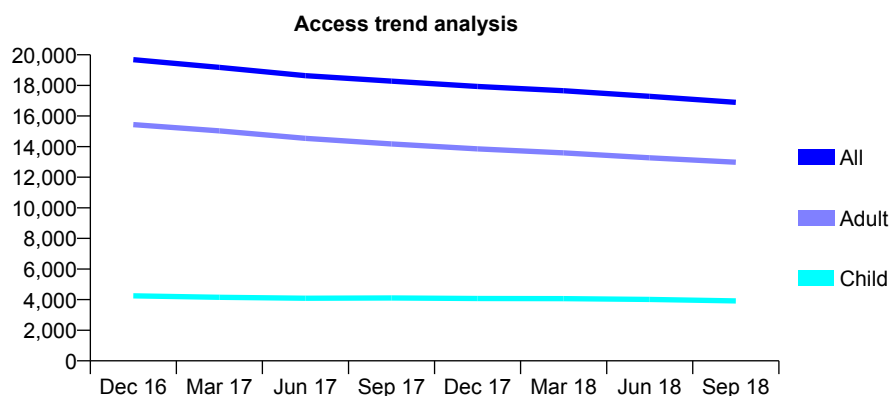
## Q66 - Vital Signs At a Glance Contract Report for 118370/0001 - September 2018

Name or company name	Mainstone Health Ltd
Contract type name	GDS Contract
Purpose of contract	General
Contract start date	01/04/2008
Contract end date	

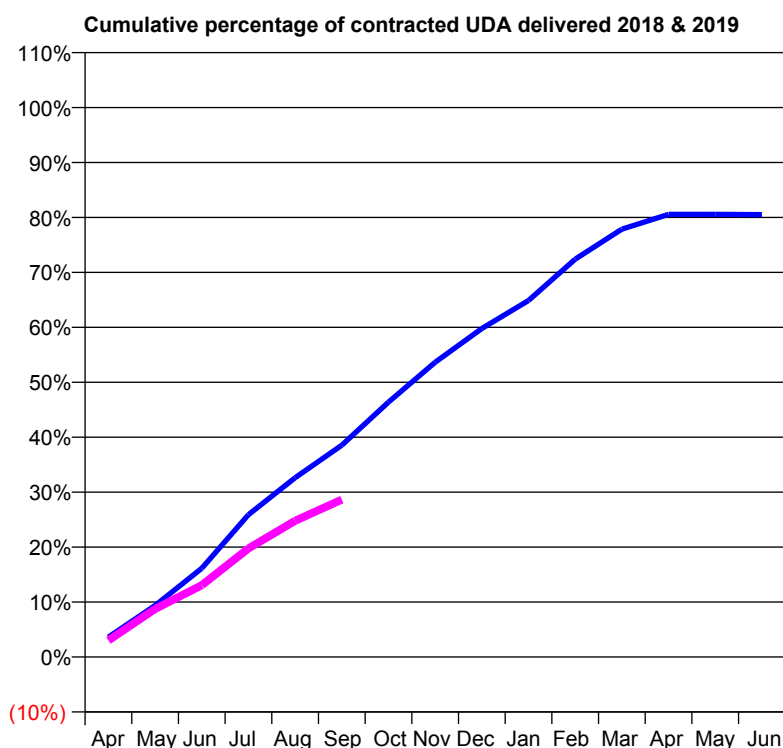
18/19 Contracted general activity (UDA)	52,550
Carry forward general activity (UDA)	0
18/19 Contracted orthodontic activity (UOA)	0
Carry forward orthodontic activity (UOA)	0
Baseline contract value	£1,399,398.42

### ACCESS\*

Patients seen in 24 months	Total	Change since previous quarter
Quarter ending September 2017	18,279	
Quarter ending December 2017	17,928	↓
Quarter ending March 2018	17,655	↓
Quarter ending June 2018	17,285	↓
Quarter ending September 2018	16,893	↓
<b>Variance since September 2017</b>	<b>(7.6%)</b>	<b>↓</b>



### ACTIVITY



Adjusted Scheduled Activity (UDA)		
Month	2018	2019
April	1,760	1,587
May	4,548	4,596
June	7,846	6,867
July	12,573	10,382
August	15,841	13,025
September	18,720	15,049
October	22,525	
November	26,046	
December	29,021	
January	31,503	
February	35,150	
March	37,797	
April	39,110	
May	39,106	
June	39,091	

### QUALITY

	Quantity	Base Number	Contract	AT	Region	England
% of FP17s for the same patient ID Re-attending within 3 months - Children	92	2,258	4.1%	9.4%	11.1%	11.6%
% of FP17s for the same patient ID Re-attending within 3 months - Adults	459	5,497	8.4%	13.9%	15.3%	15.5%
% of FP17s for the same patient ID Re-attending between 3 & 9 months - Children	1,166	2,258	51.6%	59.4%	61.1%	58.8%
% of FP17s for the same patient ID Re-attending between 3 & 9 months - Adults	1,504	5,497	27.4%	50.4%	52.3%	51.1%
% of FP17s for Band 1 Urgent Courses	545	7,246	7.5%	10.0%	9.5%	9.0%
% of FP17s Relating to Free Repair or Replacements	41	7,246	0.6%	0.8%	0.7%	0.8%
% of FP17s Relating to Continuations	82	7,246	1.1%	1.0%	0.8%	0.9%
% of Patients satisfied with the dentistry they have received	24	26	92.3%	93.9%	93.6%	93.3%
% of Patients satisfied with the time they had to wait for an appointment	22	26	84.6%	85.6%	88.8%	88.9%

\* This is based on patients treated on this contract for their most recent course of treatment. Figures in italics indicate the base number of FP17s or Patient Questionnaire responses are less than 100. N/A is shown where the base number of responses is less than 10 during the period. % is calculated as Quantity/Base number\*100



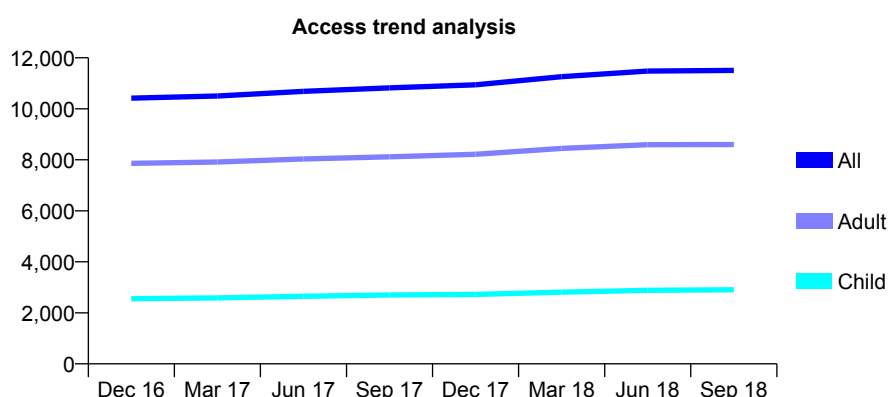
# Q66 - Vital Signs At a Glance Contract Report for 121037/0001 - September 2018

Name or company name	Pinhoe Dental Centre Limited
Contract type name	GDS Contract
Purpose of contract	General
Contract start date	01/05/2010
Contract end date	

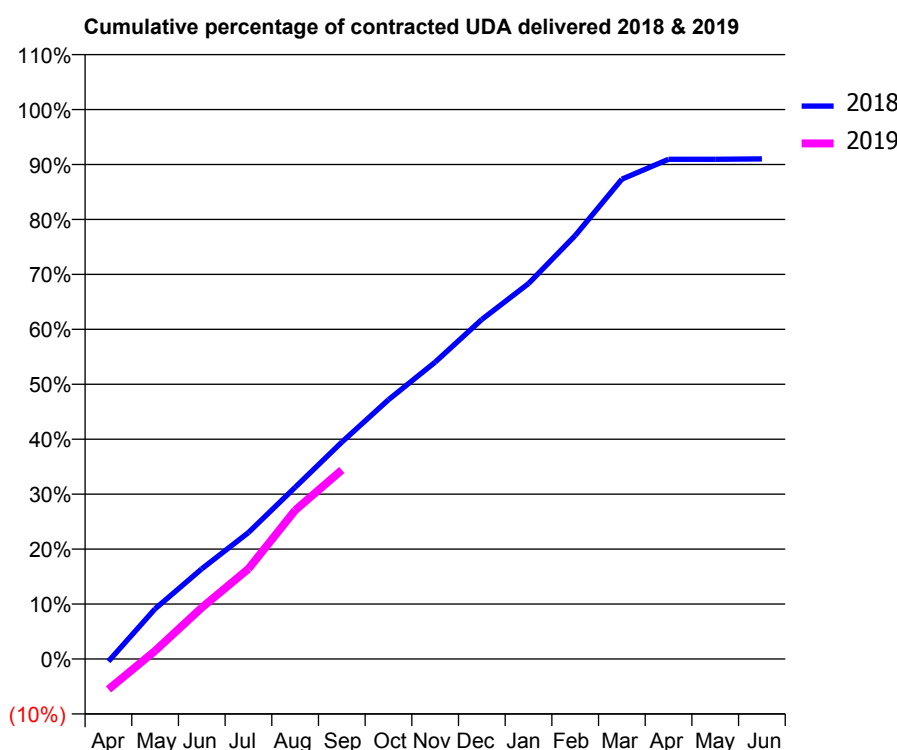
18/19 Contracted general activity (UDA)	32,142
Carry forward general activity (UDA)	3,060
18/19 Contracted orthodontic activity (UOA)	0
Carry forward orthodontic activity (UOA)	0
Baseline contract value	£1,136,917.85

## ACCESS\*

Patients seen in 24 months	Total	Change since previous quarter
Quarter ending September 2017	10,822	
Quarter ending December 2017	10,941	→
Quarter ending March 2018	11,259	↑
Quarter ending June 2018	11,478	→
Quarter ending September 2018	11,506	→
<b>Variance since September 2017</b>	<b>6.3%</b>	<b>↑</b>



## ACTIVITY



Adjusted Scheduled Activity (UDA)		
Month	2018	2019
April	-153	-1,783
May	3,112	477
June	5,595	3,010
July	7,844	5,274
August	10,642	8,703
September	13,445	11,053
October	16,072	
November	18,405	
December	21,054	
January	23,273	
February	26,252	
March	29,743	
April	30,975	
May	30,980	
June	31,003	

## QUALITY

	Quantity	Base Number	Contract	AT	Region	England
% of FP17s for the same patient ID Re-attending within 3 months - Children	181	2,325	7.8%	9.4%	11.1%	11.6%
% of FP17s for the same patient ID Re-attending within 3 months - Adults	794	5,834	13.6%	13.9%	15.3%	15.5%
% of FP17s for the same patient ID Re-attending between 3 & 9 months - Children	1,452	2,325	62.5%	59.4%	61.1%	58.8%
% of FP17s for the same patient ID Re-attending between 3 & 9 months - Adults	3,047	5,834	52.2%	50.4%	52.3%	51.1%
% of FP17s for Band 1 Urgent Courses	746	7,576	9.8%	10.0%	9.5%	9.0%
% of FP17s Relating to Free Repair or Replacements	60	7,576	0.8%	0.8%	0.7%	0.8%
% of FP17s Relating to Continuations	61	7,576	0.8%	1.0%	0.8%	0.9%
% of Patients satisfied with the dentistry they have received	7	7	N/A	93.9%	93.6%	93.3%
% of Patients satisfied with the time they had to wait for an appointment	7	7	N/A	85.6%	88.8%	88.9%

\* This is based on patients treated on this contract for their most recent course of treatment. Figures in italics indicate the base number of FP17s or Patient Questionnaire responses are less than 100. N/A is shown where the base number of responses is less than 10 during the period. % is calculated as Quantity/Base number\*100

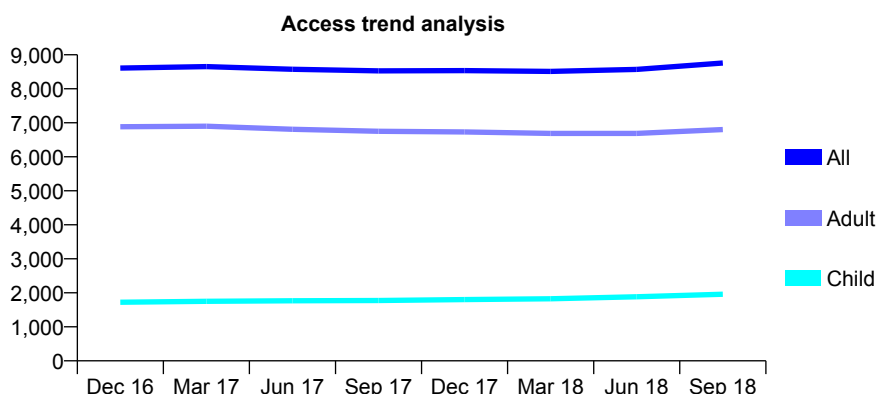
## Q66 - Vital Signs At a Glance Contract Report for 121231/0001 - September 2018

Name or company name	Wadebridge Dental Care LTD
Contract type name	GDS Contract
Purpose of contract	General
Contract start date	05/11/2012
Contract end date	

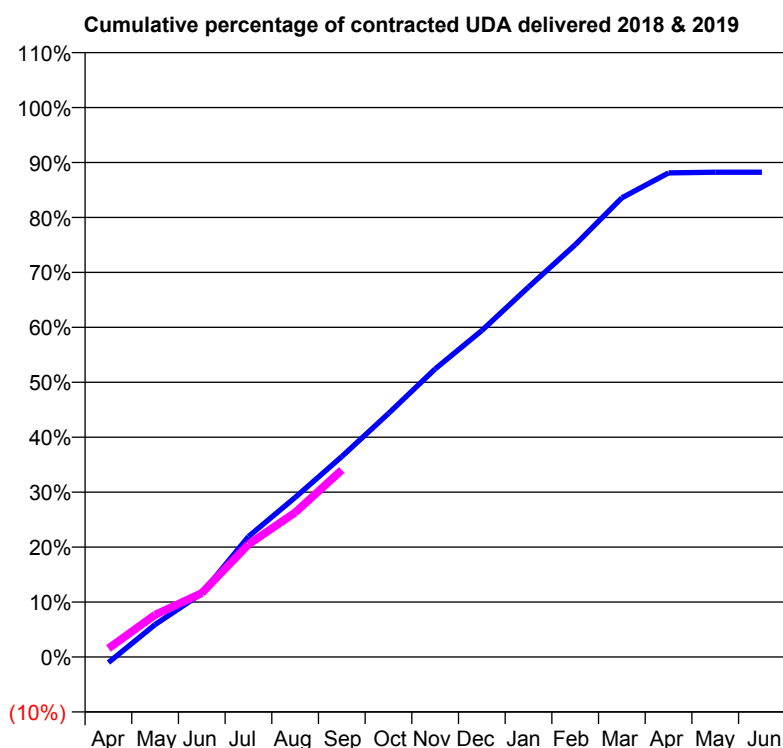
18/19 Contracted general activity (UDA)	32,867
Carry forward general activity (UDA)	912
18/19 Contracted orthodontic activity (UOA)	0
Carry forward orthodontic activity (UOA)	0
Baseline contract value	£778,359.11

### ACCESS\*

Patients seen in 24 months	Total	Change since previous quarter
Quarter ending September 2017	8,527	
Quarter ending December 2017	8,534	→
Quarter ending March 2018	8,513	→
Quarter ending June 2018	8,571	→
Quarter ending September 2018	8,760	↑
<b>Variance since September 2017</b>	<b>2.7%</b>	<b>↑</b>



### ACTIVITY



Adjusted Scheduled Activity (UDA)		
Month	2018	2019
April	-288	511
May	1,659	2,526
June	3,251	3,823
July	6,149	6,733
August	8,146	8,638
September	10,236	11,189
October	12,437	
November	14,705	
December	16,665	
January	18,890	
February	21,045	
March	23,439	
April	24,717	
May	24,746	
June	24,746	

### QUALITY

	Quantity	Base Number	Contract	AT	Region	England
% of FP17s for the same patient ID Re-attending within 3 months - Children	143	1,910	7.5%	9.4%	11.1%	11.6%
% of FP17s for the same patient ID Re-attending within 3 months - Adults	888	5,651	15.7%	13.9%	15.3%	15.5%
% of FP17s for the same patient ID Re-attending between 3 & 9 months - Children	1,253	1,910	65.6%	59.4%	61.1%	58.8%
% of FP17s for the same patient ID Re-attending between 3 & 9 months - Adults	3,268	5,651	57.8%	50.4%	52.3%	51.1%
% of FP17s for Band 1 Urgent Courses	391	5,919	6.6%	10.0%	9.5%	9.0%
% of FP17s Relating to Free Repair or Replacements	69	5,919	1.2%	0.8%	0.7%	0.8%
% of FP17s Relating to Continuations	179	5,919	3.0%	1.0%	0.8%	0.9%
% of Patients satisfied with the dentistry they have received	8	8	N/A	93.9%	93.6%	93.3%
% of Patients satisfied with the time they had to wait for an appointment	5	8	N/A	85.6%	88.8%	88.9%

\* This is based on patients treated on this contract for their most recent course of treatment. Figures in italics indicate the base number of FP17s or Patient Questionnaire responses are less than 100. N/A is shown where the base number of responses is less than 10 during the period. % is calculated as Quantity/Base number\*100

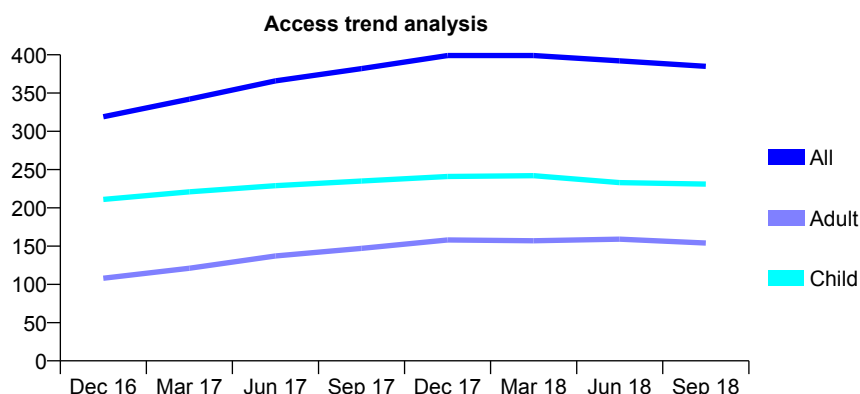
# Q66 - Vital Signs At a Glance Contract Report for 122548/0001 - September 2018

Name or company name	Juliette Moor
Contract type name	GDS Contract
Purpose of contract	General
Contract start date	01/01/2016
Contract end date	

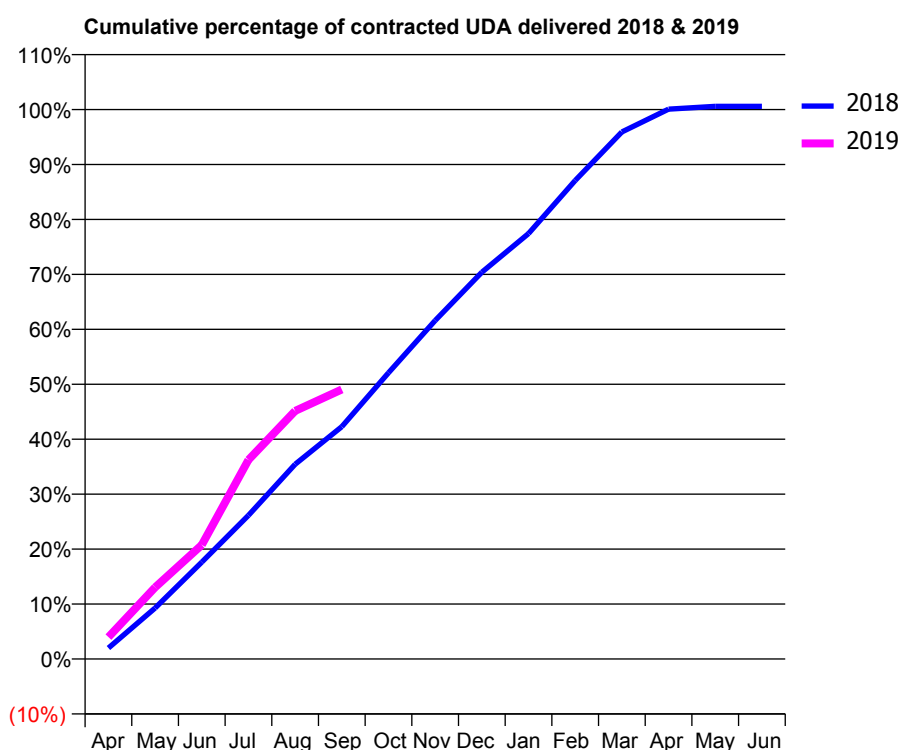
18/19 Contracted general activity (UDA)	800
Carry forward general activity (UDA)	-5
18/19 Contracted orthodontic activity (UOA)	0
Carry forward orthodontic activity (UOA)	0
Baseline contract value	£17,382.29

## ACCESS\*

Patients seen in 24 months	Total	Change since previous quarter
Quarter ending September 2017	382	
Quarter ending December 2017	399	↑
Quarter ending March 2018	399	→
Quarter ending June 2018	392	↓
Quarter ending September 2018	385	↓
<b>Variance since September 2017</b>	<b>0.8%</b>	<b>→</b>



## ACTIVITY



Adjusted Scheduled Activity (UDA)		
Month	2018	2019
April	16	32
May	74	104
June	141	166
July	209	290
August	284	361
September	338	392
October	417	
November	493	
December	563	
January	619	
February	697	
March	767	
April	801	
May	805	
June	805	

## QUALITY

	Quantity	Base Number	Contract	AT	Region	England
% of FP17s for the same patient ID Re-attending within 3 months - Children	4	170	2.4%	9.4%	11.1%	11.6%
% of FP17s for the same patient ID Re-attending within 3 months - Adults	4	87	4.6%	13.9%	15.3%	15.5%
% of FP17s for the same patient ID Re-attending between 3 & 9 months - Children	121	170	71.2%	59.4%	61.1%	58.8%
% of FP17s for the same patient ID Re-attending between 3 & 9 months - Adults	47	87	54.0%	50.4%	52.3%	51.1%
% of FP17s for Band 1 Urgent Courses	12	235	5.1%	10.0%	9.5%	9.0%
% of FP17s Relating to Free Repair or Replacements	0	235	0.0%	0.8%	0.7%	0.8%
% of FP17s Relating to Continuations	0	235	0.0%	1.0%	0.8%	0.9%
% of Patients satisfied with the dentistry they have received	1	1	N/A	93.9%	93.6%	93.3%
% of Patients satisfied with the time they had to wait for an appointment	1	1	N/A	85.6%	88.8%	88.9%

\* This is based on patients treated on this contract for their most recent course of treatment. Figures in italics indicate the base number of FP17s or Patient Questionnaire responses are less than 100. N/A is shown where the base number of responses is less than 10 during the period. % is calculated as Quantity/Base number\*100

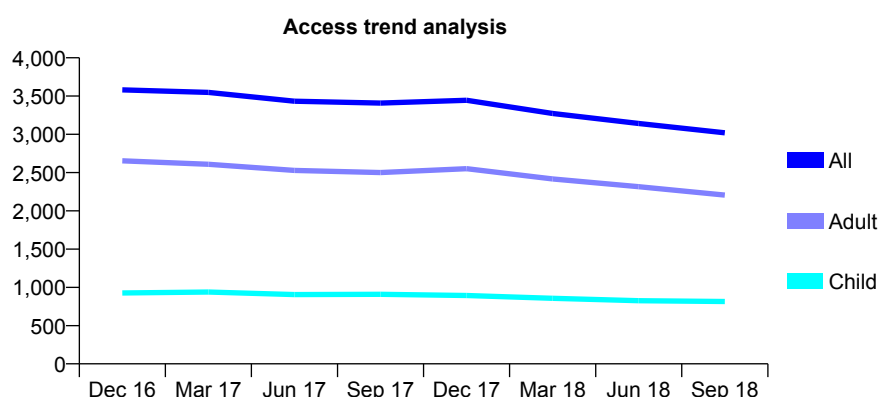
# Q66 - Vital Signs At a Glance Contract Report for 124362/0001 - September 2018

Name or company name	Dental Dimensions
Contract type name	GDS Contract
Purpose of contract	General
Contract start date	01/02/2009
Contract end date	

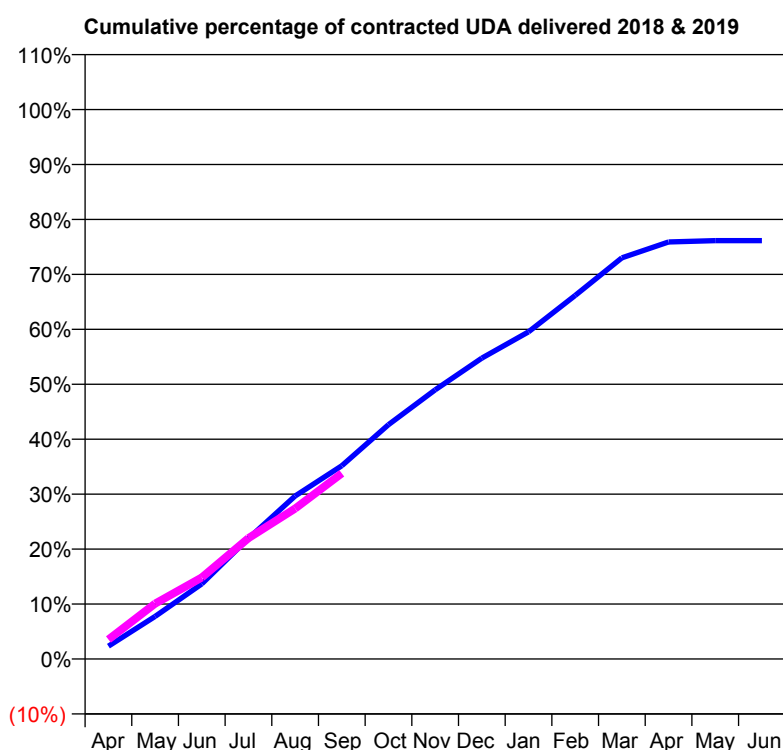
18/19 Contracted general activity (UDA)	15,000
Carry forward general activity (UDA)	0
18/19 Contracted orthodontic activity (UOA)	0
Carry forward orthodontic activity (UOA)	0
Baseline contract value	£358,708.25

## ACCESS\*

Patients seen in 24 months	Total	Change since previous quarter
Quarter ending September 2017	3,409	
Quarter ending December 2017	3,445	→
Quarter ending March 2018	3,273	↓
Quarter ending June 2018	3,141	↓
Quarter ending September 2018	3,020	↓
<b>Variance since September 2017</b>	<b>(11.4%)</b>	<b>↓</b>



## ACTIVITY



Adjusted Scheduled Activity (UDA)		
Month	2018	2019
April	352	532
May	1,163	1,512
June	2,050	2,226
July	3,292	3,299
August	4,449	4,109
September	5,278	5,070
October	6,397	
November	7,346	
December	8,213	
January	8,930	
February	9,924	
March	10,950	
April	11,384	
May	11,420	
June	11,420	

## QUALITY

	Quantity	Base Number	Contract	AT	Region	England
% of FP17s for the same patient ID Re-attending within 3 months - Children	41	524	7.8%	9.4%	11.1%	11.6%
% of FP17s for the same patient ID Re-attending within 3 months - Adults	385	1,660	23.2%	13.9%	15.3%	15.5%
% of FP17s for the same patient ID Re-attending between 3 & 9 months - Children	320	524	61.1%	59.4%	61.1%	58.8%
% of FP17s for the same patient ID Re-attending between 3 & 9 months - Adults	972	1,660	58.6%	50.4%	52.3%	51.1%
% of FP17s for Band 1 Urgent Courses	110	2,043	5.4%	10.0%	9.5%	9.0%
% of FP17s Relating to Free Repair or Replacements	7	2,043	0.3%	0.8%	0.7%	0.8%
% of FP17s Relating to Continuations	61	2,043	3.0%	1.0%	0.8%	0.9%
% of Patients satisfied with the dentistry they have received	1	1	N/A	93.9%	93.6%	93.3%
% of Patients satisfied with the time they had to wait for an appointment	1	1	N/A	85.6%	88.8%	88.9%

\* This is based on patients treated on this contract for their most recent course of treatment. Figures in italics indicate the base number of FP17s or Patient Questionnaire responses are less than 100. N/A is shown where the base number of responses is less than 10 during the period. % is calculated as Quantity/Base number\*100

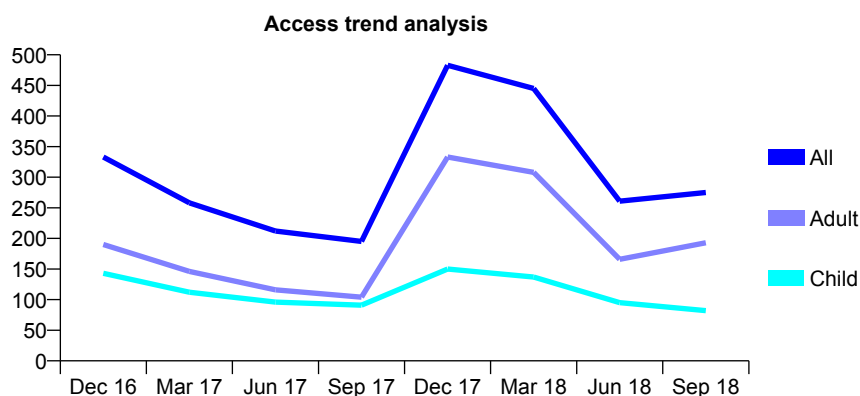
## Q66 - Vital Signs At a Glance Contract Report for 125776/0009 - September 2018

Name or company name	Apex Dental Care Ltd
Contract type name	GDS Contract
Purpose of contract	General
Contract start date	01/08/2010
Contract end date	

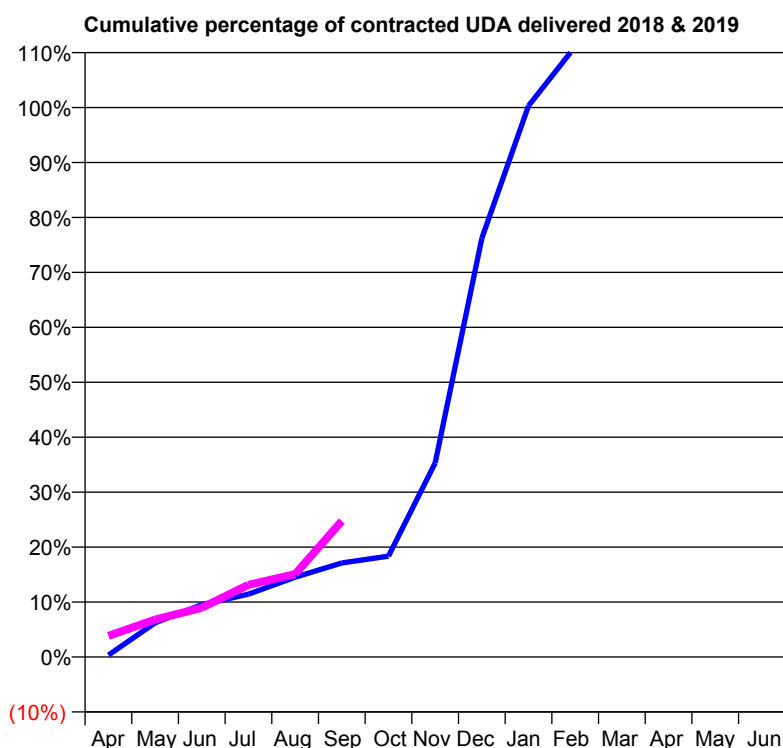
18/19 Contracted general activity (UDA)	882
Carry forward general activity (UDA)	-18
18/19 Contracted orthodontic activity (UOA)	0
Carry forward orthodontic activity (UOA)	0
Baseline contract value	£20,882.58

### ACCESS\*

Patients seen in 24 months	Total	Change since previous quarter
Quarter ending September 2017	195	
Quarter ending December 2017	483	↑
Quarter ending March 2018	445	↓
Quarter ending June 2018	261	↓
Quarter ending September 2018	275	↑
<b>Variance since September 2017</b>	<b>41.0%</b>	<b>↑</b>



### ACTIVITY



Adjusted Scheduled Activity (UDA)		
Month	2018	2019
April	3	34
May	55	60
June	84	79
July	101	116
August	128	133
September	151	218
October	162	
November	312	
December	672	
January	885	
February	980	
March	1,034	
April	1,040	
May	1,040	
June	1,040	

### QUALITY

	Quantity	Base Number	Contract	AT	Region	England
% of FP17s for the same patient ID Re-attending within 3 months - Children	5	58	8.6%	9.4%	11.1%	11.6%
% of FP17s for the same patient ID Re-attending within 3 months - Adults	4	71	5.6%	13.9%	15.3%	15.5%
% of FP17s for the same patient ID Re-attending between 3 & 9 months - Children	39	58	67.2%	59.4%	61.1%	58.8%
% of FP17s for the same patient ID Re-attending between 3 & 9 months - Adults	16	71	22.5%	50.4%	52.3%	51.1%
% of FP17s for Band 1 Urgent Courses	6	125	4.8%	10.0%	9.5%	9.0%
% of FP17s Relating to Free Repair or Replacements	0	125	0.0%	0.8%	0.7%	0.8%
% of FP17s Relating to Continuations	2	125	1.6%	1.0%	0.8%	0.9%
% of Patients satisfied with the dentistry they have received	1	1	N/A	93.9%	93.6%	93.3%
% of Patients satisfied with the time they had to wait for an appointment	1	1	N/A	85.6%	88.8%	88.9%

\* This is based on patients treated on this contract for their most recent course of treatment. Figures in italics indicate the base number of FP17s or Patient Questionnaire responses are less than 100. N/A is shown where the base number of responses is less than 10 during the period. % is calculated as Quantity/Base number\*100

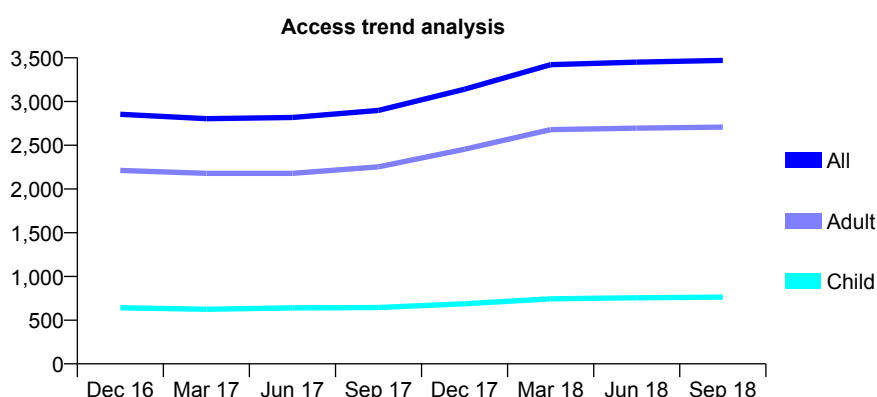
# Q66 - Vital Signs At a Glance Contract Report for 126713/0001 - September 2018

Name or company name	CASTLE HILL DENTAL PRACTICE LIMITE
Contract type name	GDS Contract
Purpose of contract	General
Contract start date	01/04/2011
Contract end date	

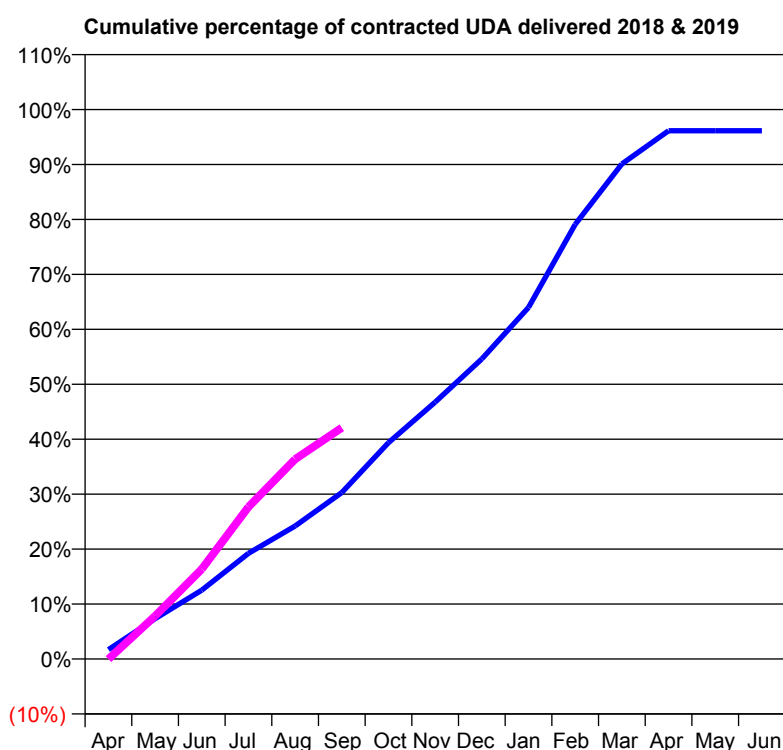
18/19 Contracted general activity (UDA)	10,118
Carry forward general activity (UDA)	391
18/19 Contracted orthodontic activity (UOA)	0
Carry forward orthodontic activity (UOA)	0
Baseline contract value	£270,875.67

## ACCESS\*

Patients seen in 24 months	Total	Change since previous quarter
Quarter ending September 2017	2,898	
Quarter ending December 2017	3,141	↑
Quarter ending March 2018	3,422	↑
Quarter ending June 2018	3,450	→
Quarter ending September 2018	3,471	→
<b>Variance since September 2017</b>	<b>19.8%</b>	<b>↑</b>



## ACTIVITY



Adjusted Scheduled Activity (UDA)		
Month	2018	2019
April	173	-4
May	743	791
June	1,267	1,656
July	1,945	2,801
August	2,450	3,679
September	3,066	4,258
October	3,983	
November	4,729	
December	5,526	
January	6,474	
February	8,003	
March	9,116	
April	9,727	
May	9,727	
June	9,727	

## QUALITY

	Quantity	Base Number	Contract	AT	Region	England
% of FP17s for the same patient ID Re-attending within 3 months - Children	15	538	2.8%	9.4%	11.1%	11.6%
% of FP17s for the same patient ID Re-attending within 3 months - Adults	240	1,848	13.0%	13.9%	15.3%	15.5%
% of FP17s for the same patient ID Re-attending between 3 & 9 months - Children	359	538	66.7%	59.4%	61.1%	58.8%
% of FP17s for the same patient ID Re-attending between 3 & 9 months - Adults	968	1,848	52.4%	50.4%	52.3%	51.1%
% of FP17s for Band 1 Urgent Courses	125	2,177	5.7%	10.0%	9.5%	9.0%
% of FP17s Relating to Free Repair or Replacements	13	2,177	0.6%	0.8%	0.7%	0.8%
% of FP17s Relating to Continuations	21	2,177	1.0%	1.0%	0.8%	0.9%
% of Patients satisfied with the dentistry they have received	5	5	N/A	93.9%	93.6%	93.3%
% of Patients satisfied with the time they had to wait for an appointment	5	5	N/A	85.6%	88.8%	88.9%

\* This is based on patients treated on this contract for their most recent course of treatment. Figures in italics indicate the base number of FP17s or Patient Questionnaire responses are less than 100. N/A is shown where the base number of responses is less than 10 during the period. % is calculated as Quantity/Base number\*100

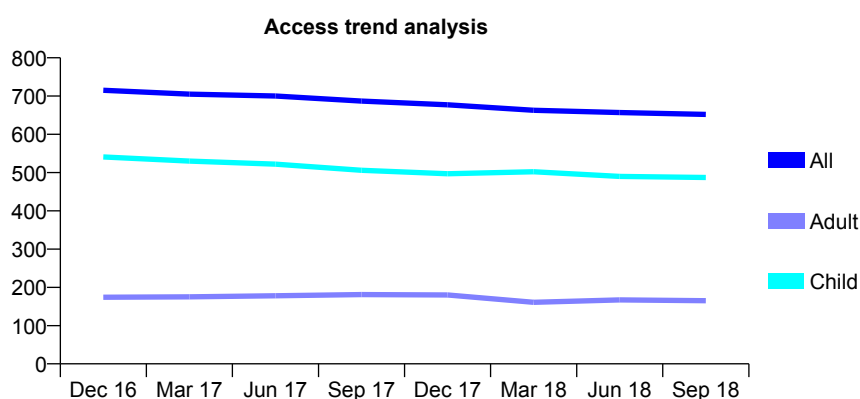
## Q66 - Vital Signs At a Glance Contract Report for 127310/0001 - September 2018

Name or company name	Green Room Dentistry
Contract type name	GDS Contract
Purpose of contract	General
Contract start date	01/01/2015
Contract end date	

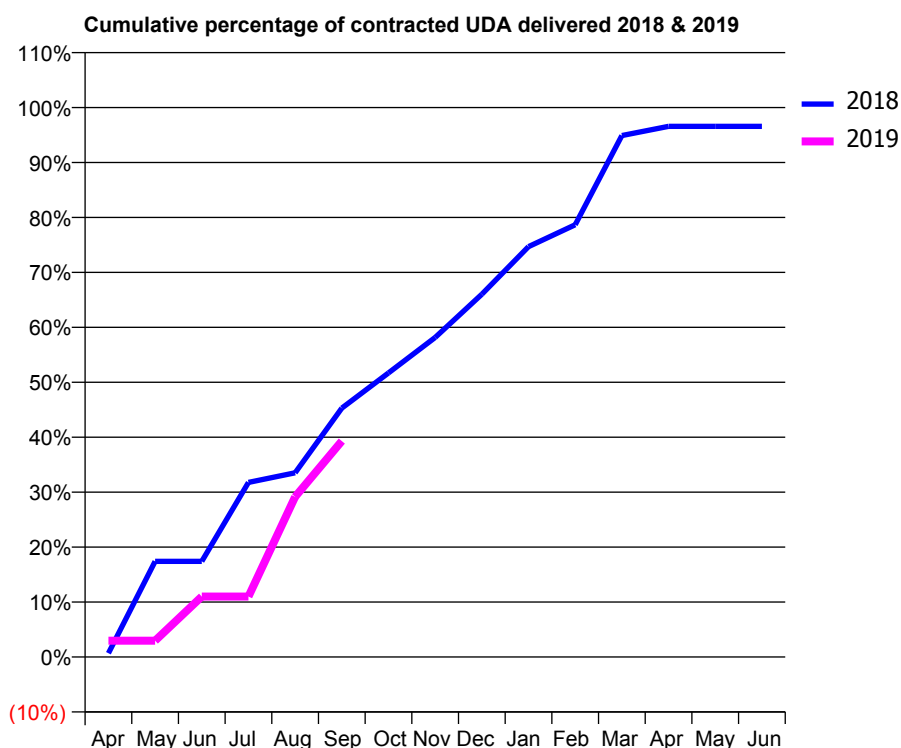
18/19 Contracted general activity (UDA)	1,718
Carry forward general activity (UDA)	59
18/19 Contracted orthodontic activity (UOA)	0
Carry forward orthodontic activity (UOA)	0
Baseline contract value	£45,097.62

### ACCESS\*

Patients seen in 24 months	Total	Change since previous quarter
Quarter ending September 2017	687	
Quarter ending December 2017	677	↓
Quarter ending March 2018	663	↓
Quarter ending June 2018	657	→
Quarter ending September 2018	652	→
<b>Variance since September 2017</b>	<b>(5.1%)</b>	<b>↓</b>



### ACTIVITY



Adjusted Scheduled Activity (UDA)		
Month	2018	2019
April	12	51
May	299	51
June	299	189
July	546	189
August	576	501
September	778	675
October	888	
November	999	
December	1,134	
January	1,283	
February	1,351	
March	1,630	
April	1,659	
May	1,659	
June	1,659	

### QUALITY

	Quantity	Base Number	Contract	AT	Region	England
% of FP17s for the same patient ID Re-attending within 3 months - Children	16	423	3.8%	9.4%	11.1%	11.6%
% of FP17s for the same patient ID Re-attending within 3 months - Adults	4	97	4.1%	13.9%	15.3%	15.5%
% of FP17s for the same patient ID Re-attending between 3 & 9 months - Children	326	423	77.1%	59.4%	61.1%	58.8%
% of FP17s for the same patient ID Re-attending between 3 & 9 months - Adults	67	97	69.1%	50.4%	52.3%	51.1%
% of FP17s for Band 1 Urgent Courses	0	507	0.0%	10.0%	9.5%	9.0%
% of FP17s Relating to Free Repair or Replacements	0	507	0.0%	0.8%	0.7%	0.8%
% of FP17s Relating to Continuations	0	507	0.0%	1.0%	0.8%	0.9%
% of Patients satisfied with the dentistry they have received	0	0	N/A	93.9%	93.6%	93.3%
% of Patients satisfied with the time they had to wait for an appointment	0	0	N/A	85.6%	88.8%	88.9%

\* This is based on patients treated on this contract for their most recent course of treatment. Figures in italics indicate the base number of FP17s or Patient Questionnaire responses are less than 100. N/A is shown where the base number of responses is less than 10 during the period. % is calculated as Quantity/Base number\*100



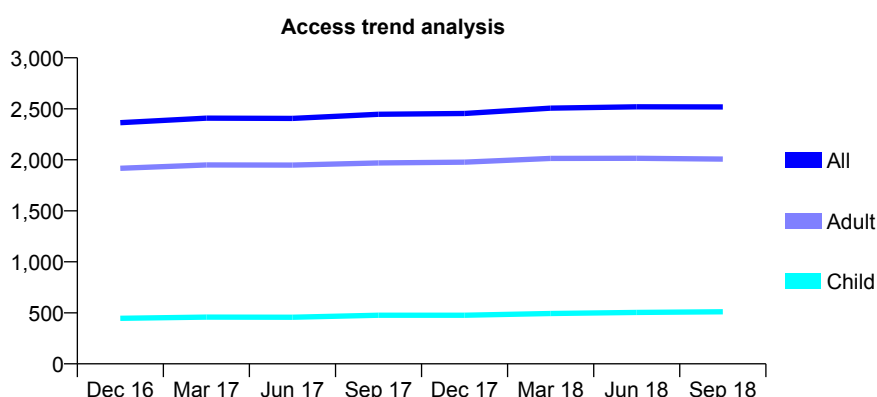
# Q66 - Vital Signs At a Glance Contract Report for 127329/0001 - September 2018

Name or company name	Diplomat Devon Ltd
Contract type name	GDS Contract
Purpose of contract	General
Contract start date	06/12/2010
Contract end date	

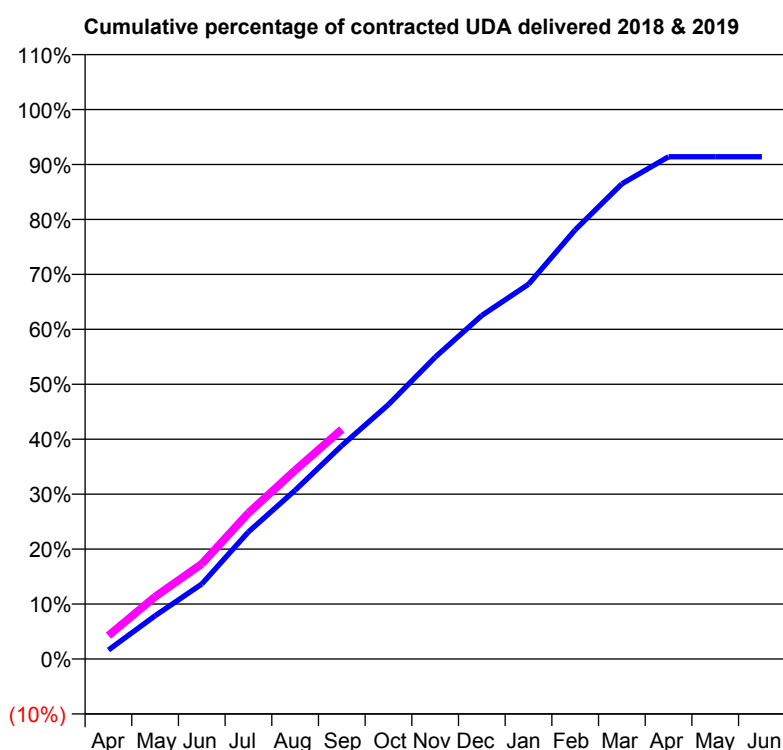
18/19 Contracted general activity (UDA)	9,000
Carry forward general activity (UDA)	0
18/19 Contracted orthodontic activity (UOA)	0
Carry forward orthodontic activity (UOA)	0
Baseline contract value	£232,208.53

## ACCESS\*

Patients seen in 24 months	Total	Change since previous quarter
Quarter ending September 2017	2,446	
Quarter ending December 2017	2,454	→
Quarter ending March 2018	2,507	↑
Quarter ending June 2018	2,519	→
Quarter ending September 2018	2,518	→
<b>Variance since September 2017</b>	<b>2.9%</b>	<b>↑</b>



## ACTIVITY



Adjusted Scheduled Activity (UDA)		
Month	2018	2019
April	147	384
May	709	1,021
June	1,230	1,558
July	2,083	2,392
August	2,764	3,090
September	3,496	3,762
October	4,169	
November	4,943	
December	5,627	
January	6,139	
February	7,028	
March	7,782	
April	8,226	
May	8,226	
June	8,226	

## QUALITY

	Quantity	Base Number	Contract	AT	Region	England
% of FP17s for the same patient ID Re-attending within 3 months - Children	33	417	7.9%	9.4%	11.1%	11.6%
% of FP17s for the same patient ID Re-attending within 3 months - Adults	297	1,699	17.5%	13.9%	15.3%	15.5%
% of FP17s for the same patient ID Re-attending between 3 & 9 months - Children	288	417	69.1%	59.4%	61.1%	58.8%
% of FP17s for the same patient ID Re-attending between 3 & 9 months - Adults	1,004	1,699	59.1%	50.4%	52.3%	51.1%
% of FP17s for Band 1 Urgent Courses	153	1,832	8.4%	10.0%	9.5%	9.0%
% of FP17s Relating to Free Repair or Replacements	9	1,832	0.5%	0.8%	0.7%	0.8%
% of FP17s Relating to Continuations	28	1,832	1.5%	1.0%	0.8%	0.9%
% of Patients satisfied with the dentistry they have received	3	3	N/A	93.9%	93.6%	93.3%
% of Patients satisfied with the time they had to wait for an appointment	3	3	N/A	85.6%	88.8%	88.9%

\* This is based on patients treated on this contract for their most recent course of treatment. Figures in italics indicate the base number of FP17s or Patient Questionnaire responses are less than 100. N/A is shown where the base number of responses is less than 10 during the period. % is calculated as Quantity/Base number\*100

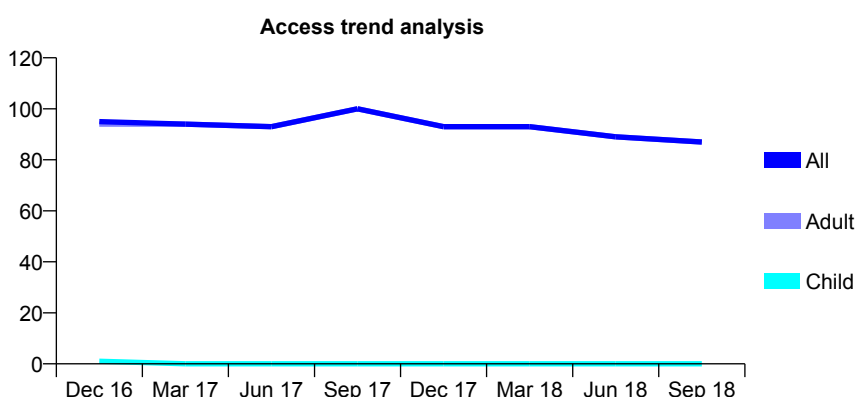
# Q66 - Vital Signs At a Glance Contract Report for 127329/0002 - September 2018

Name or company name	Diplomat Devon Ltd
Contract type name	PDS Contract
Purpose of contract	General
Contract start date	01/10/2013
Contract end date	31/03/2022

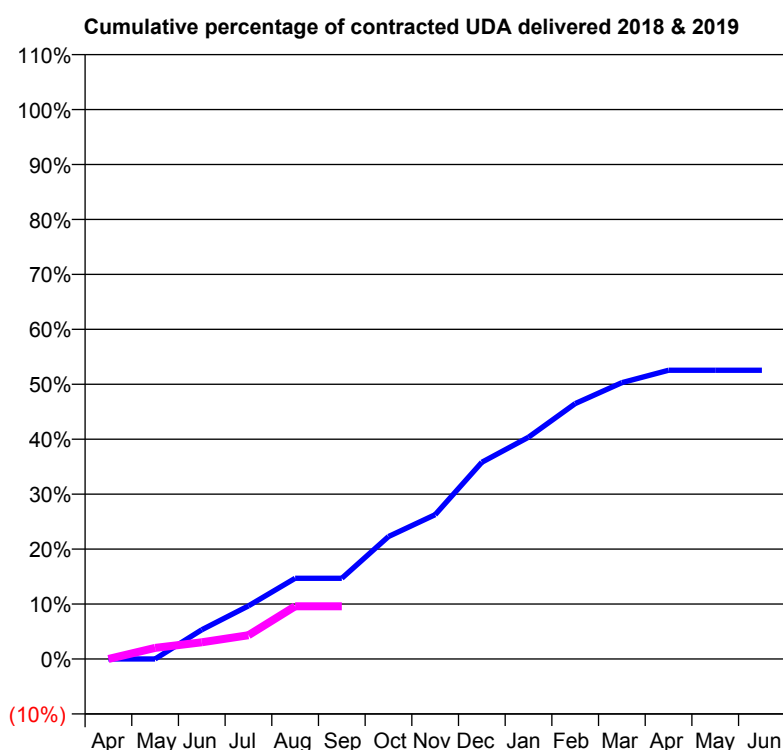
18/19 Contracted general activity (UDA)	540
Carry forward general activity (UDA)	0
18/19 Contracted orthodontic activity (UOA)	0
Carry forward orthodontic activity (UOA)	0
Baseline contract value	£15,676.70

## ACCESS\*

Patients seen in 24 months	Total	Change since previous quarter
Quarter ending September 2017	100	
Quarter ending December 2017	93	↓
Quarter ending March 2018	93	→
Quarter ending June 2018	89	↓
Quarter ending September 2018	87	↓
<b>Variance since September 2017</b>	<b>(13.0%)</b>	<b>↓</b>



## ACTIVITY



Month	Adjusted Scheduled Activity (UDA)	
	2018	2019
April	0	0
May	0	11
June	29	16
July	52	23
August	79	52
September	79	52
October	120	
November	142	
December	193	
January	218	
February	251	
March	272	
April	284	
May	284	
June	284	

## QUALITY

	Quantity	Base Number	Contract	AT	Region	England
% of FP17s for the same patient ID Re-attending within 3 months - Children	0	0	N/A	9.4%	11.1%	11.6%
% of FP17s for the same patient ID Re-attending within 3 months - Adults	13	33	39.4%	13.9%	15.3%	15.5%
% of FP17s for the same patient ID Re-attending between 3 & 9 months - Children	0	0	N/A	59.4%	61.1%	58.8%
% of FP17s for the same patient ID Re-attending between 3 & 9 months - Adults	11	33	33.3%	50.4%	52.3%	51.1%
% of FP17s for Band 1 Urgent Courses	9	27	33.3%	10.0%	9.5%	9.0%
% of FP17s Relating to Free Repair or Replacements	0	27	0.0%	0.8%	0.7%	0.8%
% of FP17s Relating to Continuations	0	27	0.0%	1.0%	0.8%	0.9%
% of Patients satisfied with the dentistry they have received	0	0	N/A	93.9%	93.6%	93.3%
% of Patients satisfied with the time they had to wait for an appointment	0	0	N/A	85.6%	88.8%	88.9%

\* This is based on patients treated on this contract for their most recent course of treatment. Figures in italics indicate the base number of FP17s or Patient Questionnaire responses are less than 100. N/A is shown where the base number of responses is less than 10 during the period. % is calculated as Quantity/Base number\*100

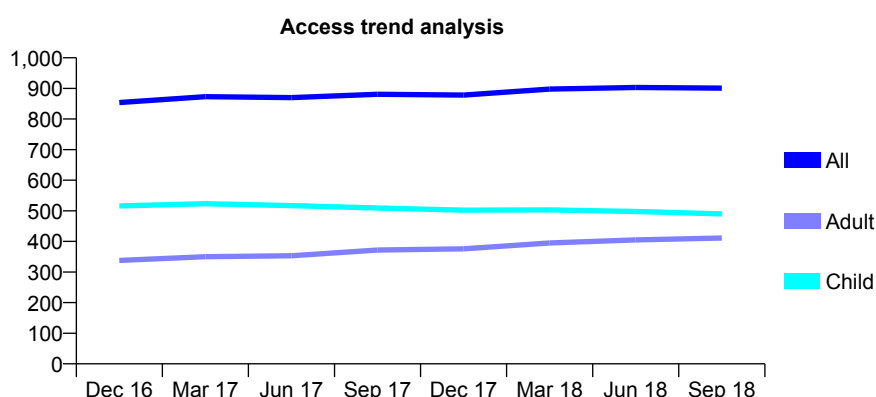
# Q66 - Vital Signs At a Glance Contract Report for 127817/0001 - September 2018

Name or company name	Shiphay Dental & Torbay Implant Centre
Contract type name	GDS Contract
Purpose of contract	General
Contract start date	01/06/2014
Contract end date	

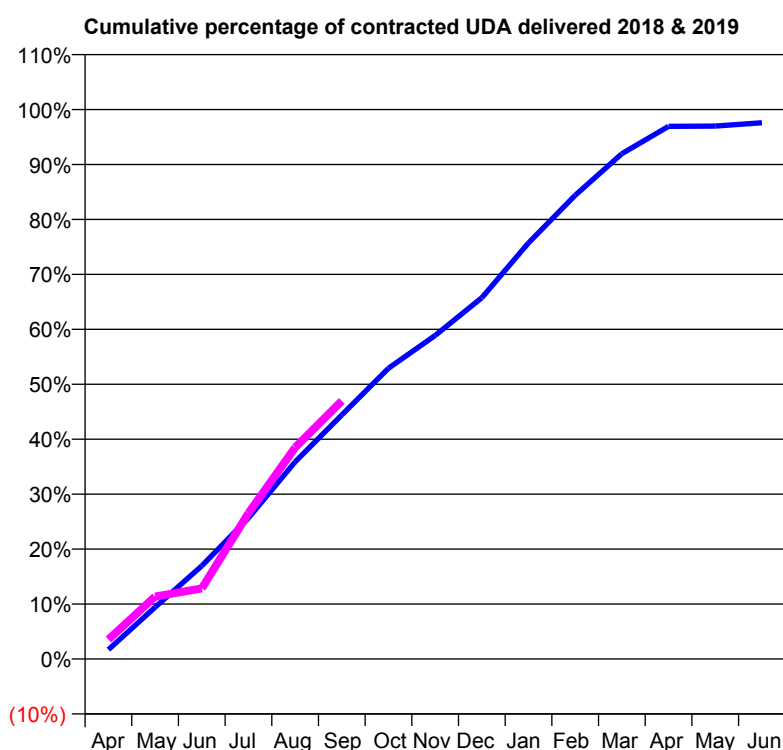
18/19 Contracted general activity (UDA)	2,000
Carry forward general activity (UDA)	48
18/19 Contracted orthodontic activity (UOA)	0
Carry forward orthodontic activity (UOA)	0
Baseline contract value	£46,917.47

## ACCESS\*

Patients seen in 24 months	Total	Change since previous quarter
Quarter ending September 2017	881	
Quarter ending December 2017	878	→
Quarter ending March 2018	898	↑
Quarter ending June 2018	903	→
Quarter ending September 2018	901	→
<b>Variance since September 2017</b>	<b>2.3%</b>	<b>↑</b>



## ACTIVITY



Adjusted Scheduled Activity (UDA)		
Month	2018	2019
April	34	71
May	189	228
June	339	257
July	513	531
August	718	770
September	888	939
October	1,058	
November	1,178	
December	1,315	
January	1,515	
February	1,688	
March	1,839	
April	1,939	
May	1,940	
June	1,952	

## QUALITY

	Quantity	Base Number	Contract	AT	Region	England
% of FP17s for the same patient ID Re-attending within 3 months - Children	31	467	6.6%	9.4%	11.1%	11.6%
% of FP17s for the same patient ID Re-attending within 3 months - Adults	29	299	9.7%	13.9%	15.3%	15.5%
% of FP17s for the same patient ID Re-attending between 3 & 9 months - Children	348	467	74.5%	59.4%	61.1%	58.8%
% of FP17s for the same patient ID Re-attending between 3 & 9 months - Adults	199	299	66.6%	50.4%	52.3%	51.1%
% of FP17s for Band 1 Urgent Courses	22	718	3.1%	10.0%	9.5%	9.0%
% of FP17s Relating to Free Repair or Replacements	3	718	0.4%	0.8%	0.7%	0.8%
% of FP17s Relating to Continuations	1	718	0.1%	1.0%	0.8%	0.9%
% of Patients satisfied with the dentistry they have received	0	0	N/A	93.9%	93.6%	93.3%
% of Patients satisfied with the time they had to wait for an appointment	0	0	N/A	85.6%	88.8%	88.9%

\* This is based on patients treated on this contract for their most recent course of treatment. Figures in italics indicate the base number of FP17s or Patient Questionnaire responses are less than 100. N/A is shown where the base number of responses is less than 10 during the period. % is calculated as Quantity/Base number\*100

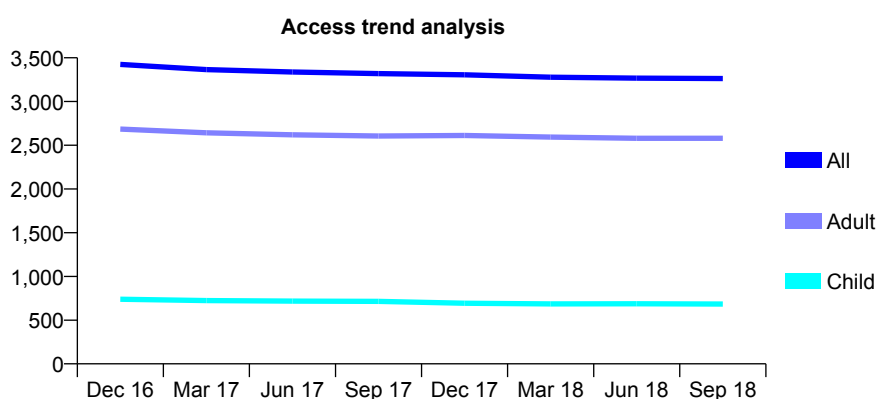
## Q66 - Vital Signs At a Glance Contract Report for 129550/0001 - September 2018

Name or company name	Noahs Ark (Fowey) Ltd
Contract type name	Pilot Contract
Purpose of contract	General
Contract start date	01/09/2013
Contract end date	

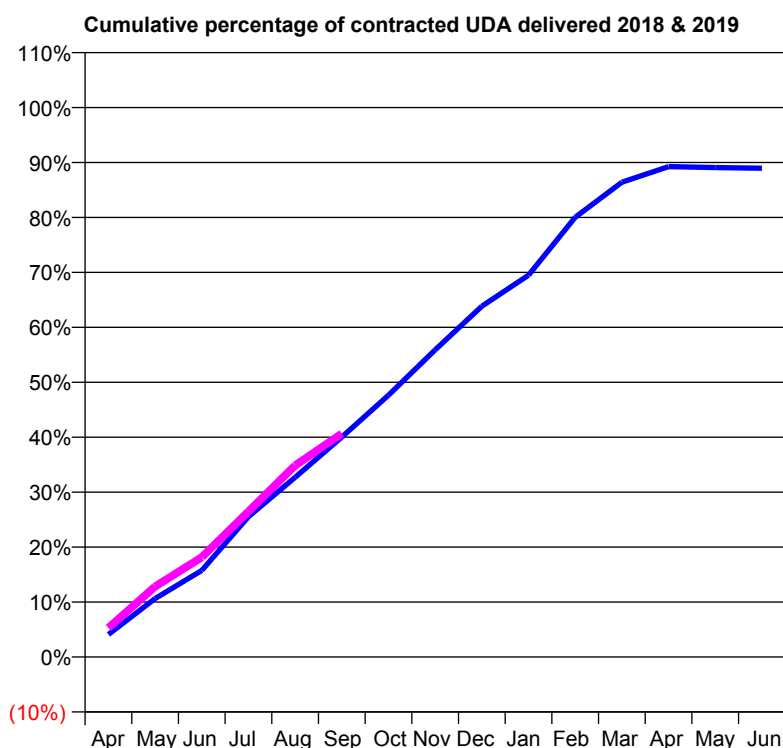
18/19 Contracted general activity (UDA)	8,983
Carry forward general activity (UDA)	0
18/19 Contracted orthodontic activity (UOA)	0
Carry forward orthodontic activity (UOA)	0
Baseline contract value	£241,327.28

### ACCESS\*

Patients seen in 24 months	Total	Change since previous quarter
Quarter ending September 2017	3,320	
Quarter ending December 2017	3,305	→
Quarter ending March 2018	3,278	→
Quarter ending June 2018	3,267	→
Quarter ending September 2018	3,263	→
<b>Variance since September 2017</b>	<b>(1.7%)</b>	<b>↓</b>



### ACTIVITY



Adjusted Scheduled Activity (UDA)		
Month	2018	2019
April	369	476
May	955	1,151
June	1,415	1,632
July	2,294	2,379
August	2,937	3,132
September	3,596	3,652
October	4,281	
November	5,022	
December	5,734	
January	6,242	
February	7,188	
March	7,762	
April	8,017	
May	8,001	
June	7,991	

### QUALITY

	Quantity	Base Number	Contract	AT	Region	England
% of FP17s for the same patient ID Re-attending within 3 months - Children	25	543	4.6%	9.4%	11.1%	11.6%
% of FP17s for the same patient ID Re-attending within 3 months - Adults	193	1,507	12.8%	13.9%	15.3%	15.5%
% of FP17s for the same patient ID Re-attending between 3 & 9 months - Children	359	543	66.1%	59.4%	61.1%	58.8%
% of FP17s for the same patient ID Re-attending between 3 & 9 months - Adults	506	1,507	33.6%	50.4%	52.3%	51.1%
% of FP17s for Band 1 Urgent Courses	137	1,929	7.1%	10.0%	9.5%	9.0%
% of FP17s Relating to Free Repair or Replacements	32	1,929	1.7%	0.8%	0.7%	0.8%
% of FP17s Relating to Continuations	3	1,929	0.2%	1.0%	0.8%	0.9%
% of Patients satisfied with the dentistry they have received	1	1	N/A	93.9%	93.6%	93.3%
% of Patients satisfied with the time they had to wait for an appointment	1	1	N/A	85.6%	88.8%	88.9%

\* This is based on patients treated on this contract for their most recent course of treatment. Figures in italics indicate the base number of FP17s or Patient Questionnaire responses are less than 100. N/A is shown where the base number of responses is less than 10 during the period. % is calculated as Quantity/Base number\*100

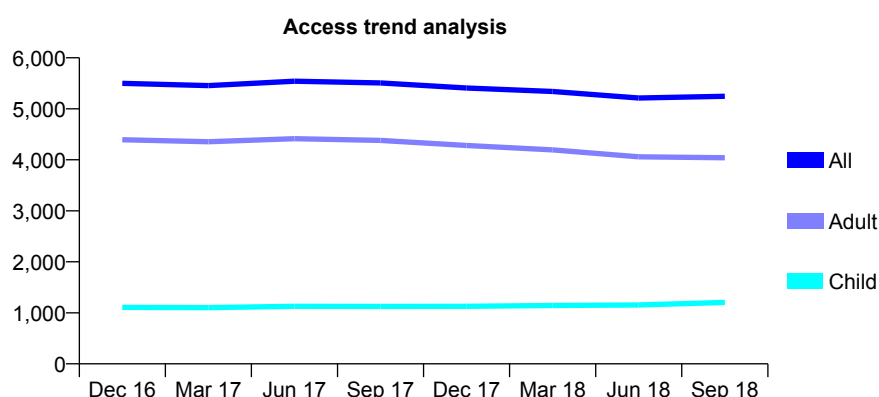
# Q66 - Vital Signs At a Glance Contract Report for 129879/0001 - September 2018

Name or company name	Victoria Road Practice Ltd
Contract type name	GDS Contract
Purpose of contract	General
Contract start date	01/04/2009
Contract end date	

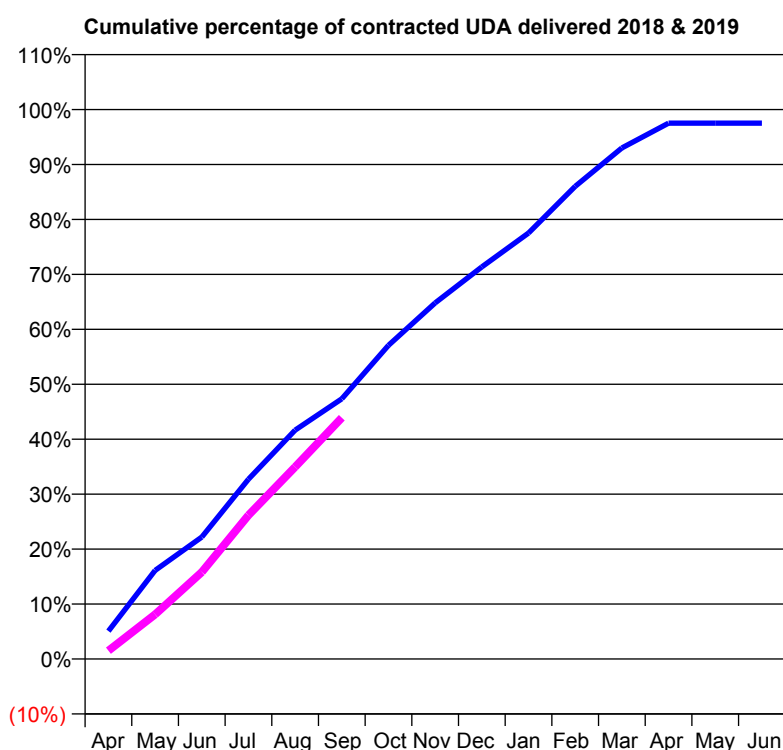
18/19 Contracted general activity (UDA)	16,642
Carry forward general activity (UDA)	414
18/19 Contracted orthodontic activity (UOA)	0
Carry forward orthodontic activity (UOA)	0
Baseline contract value	£444,686.15

## ACCESS\*

Patients seen in 24 months	Total	Change since previous quarter
Quarter ending September 2017	5,506	
Quarter ending December 2017	5,408	↓
Quarter ending March 2018	5,339	↓
Quarter ending June 2018	5,212	↓
Quarter ending September 2018	5,246	→
<b>Variance since September 2017</b>	<b>(4.7%)</b>	<b>↓</b>



## ACTIVITY



Adjusted Scheduled Activity (UDA)		
Month	2018	2019
April	848	253
May	2,683	1,349
June	3,693	2,631
July	5,444	4,355
August	6,930	5,817
September	7,881	7,307
October	9,502	
November	10,784	
December	11,874	
January	12,901	
February	14,315	
March	15,478	
April	16,228	
May	16,229	
June	16,228	

## QUALITY

	Quantity	Base Number	Contract	AT	Region	England
% of FP17s for the same patient ID Re-attending within 3 months - Children	97	1,063	9.1%	9.4%	11.1%	11.6%
% of FP17s for the same patient ID Re-attending within 3 months - Adults	585	3,312	17.7%	13.9%	15.3%	15.5%
% of FP17s for the same patient ID Re-attending between 3 & 9 months - Children	598	1,063	56.3%	59.4%	61.1%	58.8%
% of FP17s for the same patient ID Re-attending between 3 & 9 months - Adults	1,930	3,312	58.3%	50.4%	52.3%	51.1%
% of FP17s for Band 1 Urgent Courses	292	4,054	7.2%	10.0%	9.5%	9.0%
% of FP17s Relating to Free Repair or Replacements	69	4,054	1.7%	0.8%	0.7%	0.8%
% of FP17s Relating to Continuations	24	4,054	0.6%	1.0%	0.8%	0.9%
% of Patients satisfied with the dentistry they have received	4	5	N/A	93.9%	93.6%	93.3%
% of Patients satisfied with the time they had to wait for an appointment	4	5	N/A	85.6%	88.8%	88.9%

\* This is based on patients treated on this contract for their most recent course of treatment. Figures in italics indicate the base number of FP17s or Patient Questionnaire responses are less than 100. N/A is shown where the base number of responses is less than 10 during the period. % is calculated as Quantity/Base number\*100

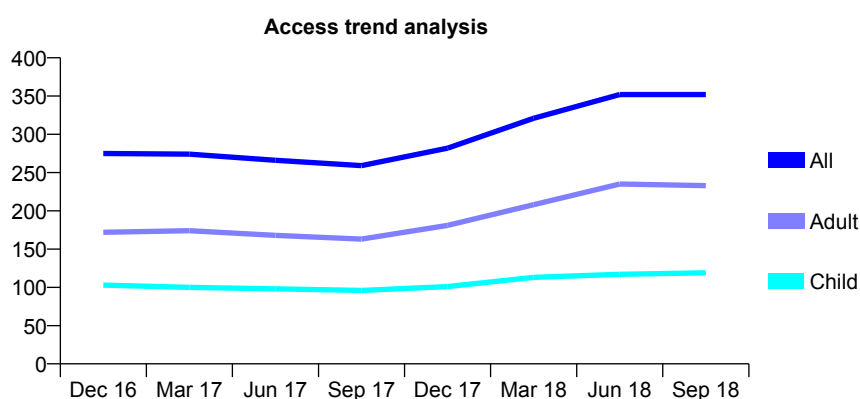
## Q66 - Vital Signs At a Glance Contract Report for 130192/0001 - September 2018

Name or company name	Golds Place Dental Practice Ltd
Contract type name	GDS Contract
Purpose of contract	General
Contract start date	01/07/2010
Contract end date	

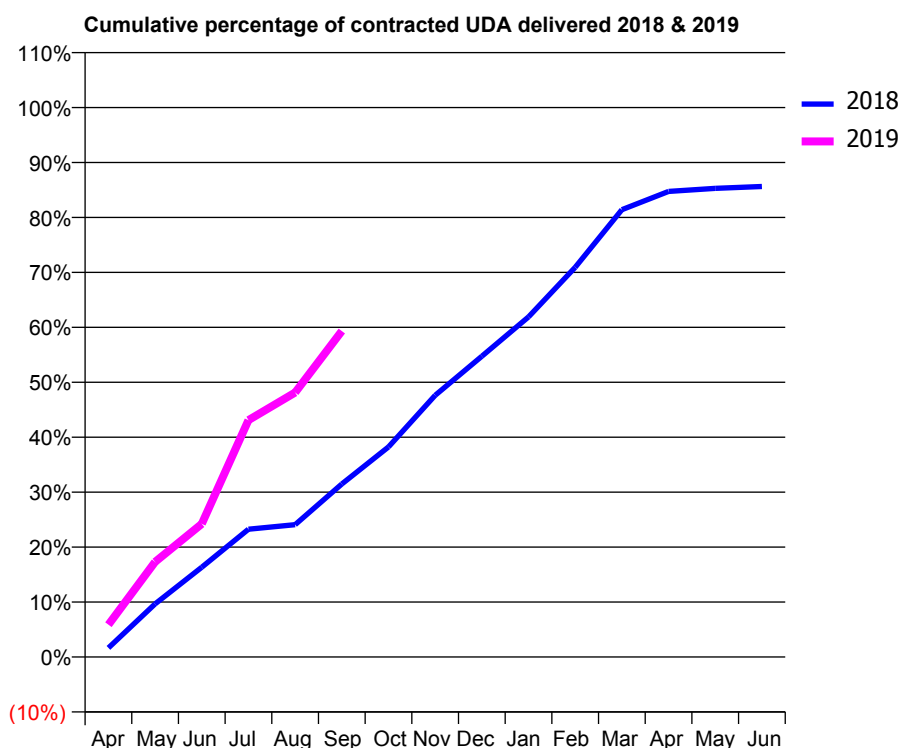
18/19 Contracted general activity (UDA)	900
Carry forward general activity (UDA)	0
18/19 Contracted orthodontic activity (UOA)	0
Carry forward orthodontic activity (UOA)	0
Baseline contract value	£20,405.36

### ACCESS\*

Patients seen in 24 months	Total	Change since previous quarter
Quarter ending September 2017	259	
Quarter ending December 2017	282	↑
Quarter ending March 2018	321	↑
Quarter ending June 2018	352	↑
Quarter ending September 2018	352	→
<b>Variance since September 2017</b>	<b>35.9%</b>	<b>↑</b>



### ACTIVITY



Adjusted Scheduled Activity (UDA)		
Month	2018	2019
April	15	53
May	87	156
June	147	218
July	209	388
August	217	433
September	283	534
October	344	
November	429	
December	493	
January	557	
February	638	
March	733	
April	763	
May	768	
June	771	

### QUALITY

	Quantity	Base Number	Contract	AT	Region	England
% of FP17s for the same patient ID Re-attending within 3 months - Children	1	77	1.3%	9.4%	11.1%	11.6%
% of FP17s for the same patient ID Re-attending within 3 months - Adults	15	189	7.9%	13.9%	15.3%	15.5%
% of FP17s for the same patient ID Re-attending between 3 & 9 months - Children	57	77	74.0%	59.4%	61.1%	58.8%
% of FP17s for the same patient ID Re-attending between 3 & 9 months - Adults	111	189	58.7%	50.4%	52.3%	51.1%
% of FP17s for Band 1 Urgent Courses	14	241	5.8%	10.0%	9.5%	9.0%
% of FP17s Relating to Free Repair or Replacements	1	241	0.4%	0.8%	0.7%	0.8%
% of FP17s Relating to Continuations	1	241	0.4%	1.0%	0.8%	0.9%
% of Patients satisfied with the dentistry they have received	1	1	N/A	93.9%	93.6%	93.3%
% of Patients satisfied with the time they had to wait for an appointment	1	1	N/A	85.6%	88.8%	88.9%

\* This is based on patients treated on this contract for their most recent course of treatment. Figures in italics indicate the base number of FP17s or Patient Questionnaire responses are less than 100. N/A is shown where the base number of responses is less than 10 during the period. % is calculated as Quantity/Base number\*100

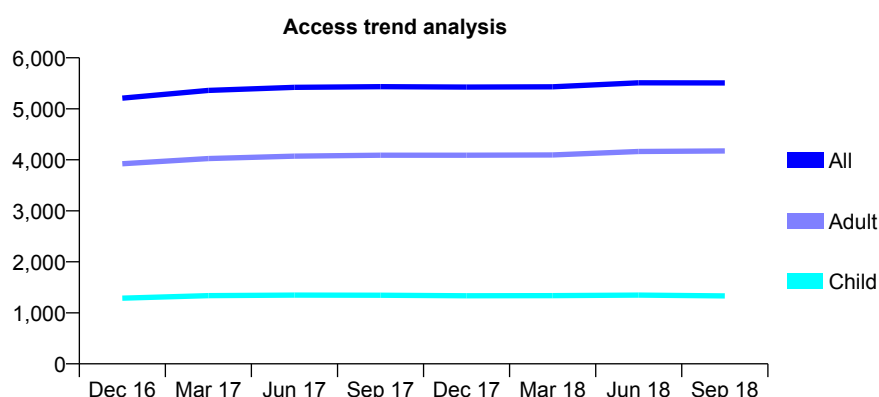
# Q66 - Vital Signs At a Glance Contract Report for 132071/0001 - September 2018

Name or company name	Moor Dental Care Ltd
Contract type name	GDS Contract
Purpose of contract	General
Contract start date	01/12/2009
Contract end date	

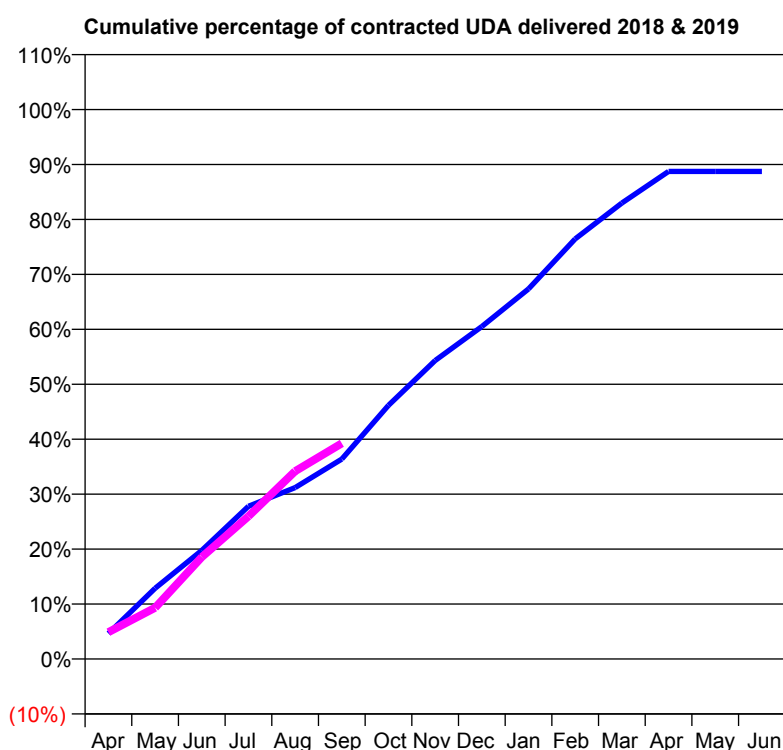
18/19 Contracted general activity (UDA)	16,000
Carry forward general activity (UDA)	0
18/19 Contracted orthodontic activity (UOA)	0
Carry forward orthodontic activity (UOA)	0
Baseline contract value	£430,769.10

## ACCESS\*

Patients seen in 24 months	Total	Change since previous quarter
Quarter ending September 2017	5,434	
Quarter ending December 2017	5,426	→
Quarter ending March 2018	5,431	→
Quarter ending June 2018	5,510	→
Quarter ending September 2018	5,508	→
<b>Variance since September 2017</b>	<b>1.4%</b>	<b>→</b>



## ACTIVITY



Adjusted Scheduled Activity (UDA)		
Month	2018	2019
April	743	784
May	2,058	1,492
June	3,163	2,970
July	4,447	4,156
August	4,991	5,470
September	5,823	6,279
October	7,387	
November	8,692	
December	9,681	
January	10,776	
February	12,231	
March	13,278	
April	14,199	
May	14,199	
June	14,199	

## QUALITY

	Quantity	Base Number	Contract	AT	Region	England
% of FP17s for the same patient ID Re-attending within 3 months - Children	82	1,078	7.6%	9.4%	11.1%	11.6%
% of FP17s for the same patient ID Re-attending within 3 months - Adults	417	3,000	13.9%	13.9%	15.3%	15.5%
% of FP17s for the same patient ID Re-attending between 3 & 9 months - Children	731	1,078	67.8%	59.4%	61.1%	58.8%
% of FP17s for the same patient ID Re-attending between 3 & 9 months - Adults	1,646	3,000	54.9%	50.4%	52.3%	51.1%
% of FP17s for Band 1 Urgent Courses	288	3,335	8.6%	10.0%	9.5%	9.0%
% of FP17s Relating to Free Repair or Replacements	45	3,335	1.3%	0.8%	0.7%	0.8%
% of FP17s Relating to Continuations	35	3,335	1.0%	1.0%	0.8%	0.9%
% of Patients satisfied with the dentistry they have received	5	5	N/A	93.9%	93.6%	93.3%
% of Patients satisfied with the time they had to wait for an appointment	4	5	N/A	85.6%	88.8%	88.9%

\* This is based on patients treated on this contract for their most recent course of treatment. Figures in italics indicate the base number of FP17s or Patient Questionnaire responses are less than 100. N/A is shown where the base number of responses is less than 10 during the period. % is calculated as Quantity/Base number\*100



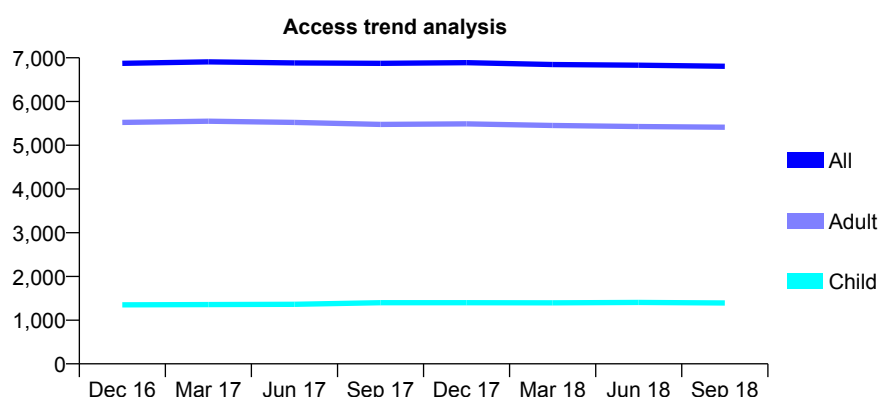
# Q66 - Vital Signs At a Glance Contract Report for 132470/0001 - September 2018

Name or company name	Mr & Mrs Murgatroyd
Contract type name	GDS Contract
Purpose of contract	General
Contract start date	02/02/2013
Contract end date	

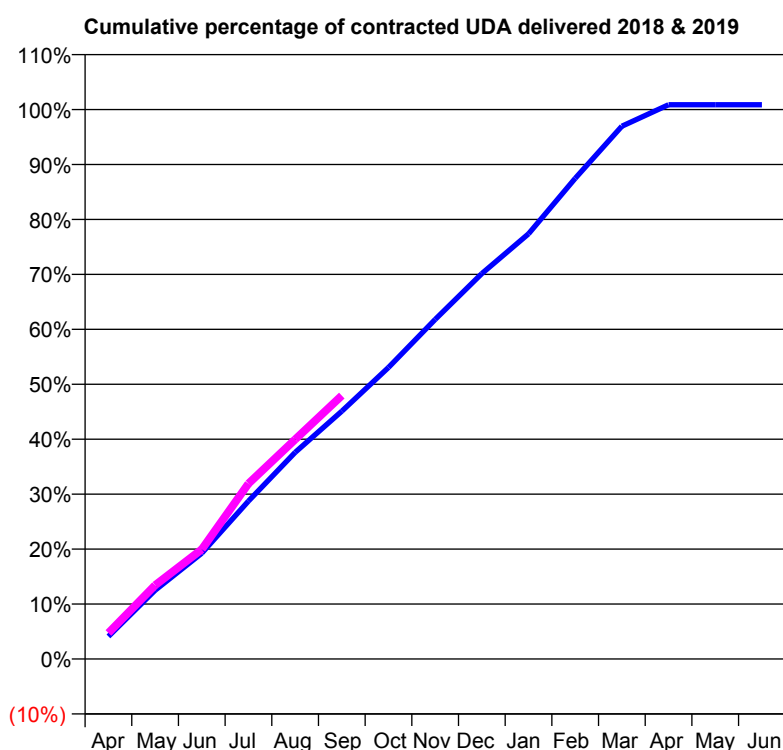
18/19 Contracted general activity (UDA)	17,152
Carry forward general activity (UDA)	-149
18/19 Contracted orthodontic activity (UOA)	0
Carry forward orthodontic activity (UOA)	0
Baseline contract value	£456,067.51

## ACCESS\*

Patients seen in 24 months	Total	Change since previous quarter
Quarter ending September 2017	6,874	
Quarter ending December 2017	6,889	→
Quarter ending March 2018	6,845	→
Quarter ending June 2018	6,831	→
Quarter ending September 2018	6,805	→
<b>Variance since September 2017</b>	<b>(1.0%)</b>	<b>↓</b>



## ACTIVITY



Adjusted Scheduled Activity (UDA)		
Month	2018	2019
April	705	814
May	2,145	2,305
June	3,304	3,424
July	4,930	5,477
August	6,449	6,853
September	7,738	8,222
October	9,099	
November	10,598	
December	12,032	
January	13,272	
February	15,003	
March	16,628	
April	17,301	
May	17,301	
June	17,301	

## QUALITY

	Quantity	Base Number	Contract	AT	Region	England
% of FP17s for the same patient ID Re-attending within 3 months - Children	59	1,207	4.9%	9.4%	11.1%	11.6%
% of FP17s for the same patient ID Re-attending within 3 months - Adults	488	3,816	12.8%	13.9%	15.3%	15.5%
% of FP17s for the same patient ID Re-attending between 3 & 9 months - Children	895	1,207	74.2%	59.4%	61.1%	58.8%
% of FP17s for the same patient ID Re-attending between 3 & 9 months - Adults	1,851	3,816	48.5%	50.4%	52.3%	51.1%
% of FP17s for Band 1 Urgent Courses	371	4,140	9.0%	10.0%	9.5%	9.0%
% of FP17s Relating to Free Repair or Replacements	14	4,140	0.3%	0.8%	0.7%	0.8%
% of FP17s Relating to Continuations	36	4,140	0.9%	1.0%	0.8%	0.9%
% of Patients satisfied with the dentistry they have received	6	6	N/A	93.9%	93.6%	93.3%
% of Patients satisfied with the time they had to wait for an appointment	6	6	N/A	85.6%	88.8%	88.9%

\* This is based on patients treated on this contract for their most recent course of treatment. Figures in italics indicate the base number of FP17s or Patient Questionnaire responses are less than 100. N/A is shown where the base number of responses is less than 10 during the period. % is calculated as Quantity/Base number\*100

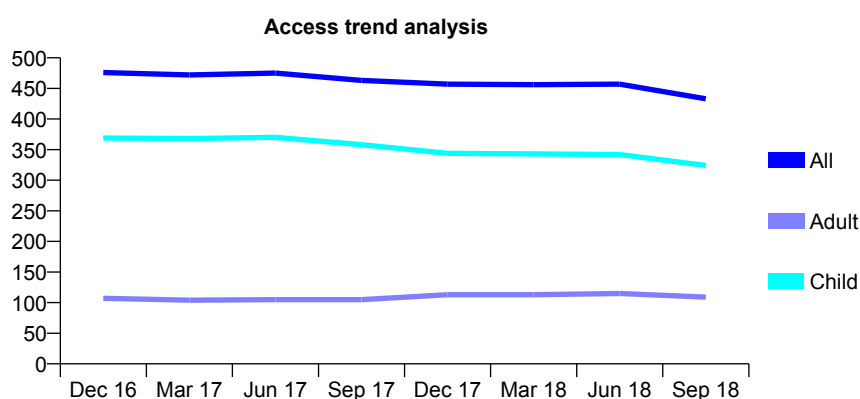
# Q66 - Vital Signs At a Glance Contract Report for 134090/0001 - September 2018

Name or company name	Cherrybrook Dental Surgery
Contract type name	PDS Contract
Purpose of contract	General
Contract start date	01/09/2007
Contract end date	31/03/2019

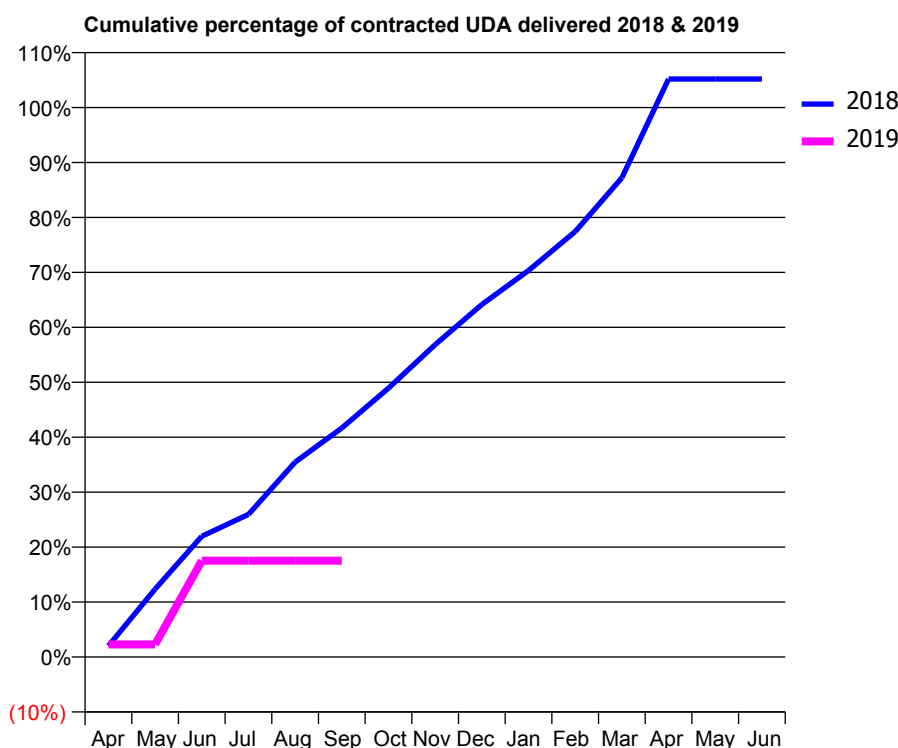
18/19 Contracted general activity (UDA)	1,087
Carry forward general activity (UDA)	-22
18/19 Contracted orthodontic activity (UOA)	0
Carry forward orthodontic activity (UOA)	0
Baseline contract value	£28,163.17

## ACCESS\*

Patients seen in 24 months	Total	Change since previous quarter
Quarter ending September 2017	463	
Quarter ending December 2017	457	↓
Quarter ending March 2018	456	→
Quarter ending June 2018	457	→
Quarter ending September 2018	433	↓
<b>Variance since September 2017</b>	<b>(6.5%)</b>	<b>↓</b>



## ACTIVITY



Adjusted Scheduled Activity (UDA)		
Month	2018	2019
April	22	25
May	134	25
June	239	191
July	282	191
August	386	191
September	453	191
October	532	
November	618	
December	697	
January	765	
February	842	
March	948	
April	1,143	
May	1,143	
June	1,143	

## QUALITY

	Quantity	Base Number	Contract	AT	Region	England
% of FP17s for the same patient ID Re-attending within 3 months - Children	13	175	7.4%	9.4%	11.1%	11.6%
% of FP17s for the same patient ID Re-attending within 3 months - Adults	1	19	5.3%	13.9%	15.3%	15.5%
% of FP17s for the same patient ID Re-attending between 3 & 9 months - Children	109	175	62.3%	59.4%	61.1%	58.8%
% of FP17s for the same patient ID Re-attending between 3 & 9 months - Adults	12	19	63.2%	50.4%	52.3%	51.1%
% of FP17s for Band 1 Urgent Courses	3	120	2.5%	10.0%	9.5%	9.0%
% of FP17s Relating to Free Repair or Replacements	0	120	0.0%	0.8%	0.7%	0.8%
% of FP17s Relating to Continuations	2	120	1.7%	1.0%	0.8%	0.9%
% of Patients satisfied with the dentistry they have received	0	0	N/A	93.9%	93.6%	93.3%
% of Patients satisfied with the time they had to wait for an appointment	0	0	N/A	85.6%	88.8%	88.9%

\* This is based on patients treated on this contract for their most recent course of treatment. Figures in italics indicate the base number of FP17s or Patient Questionnaire responses are less than 100. N/A is shown where the base number of responses is less than 10 during the period. % is calculated as Quantity/Base number\*100

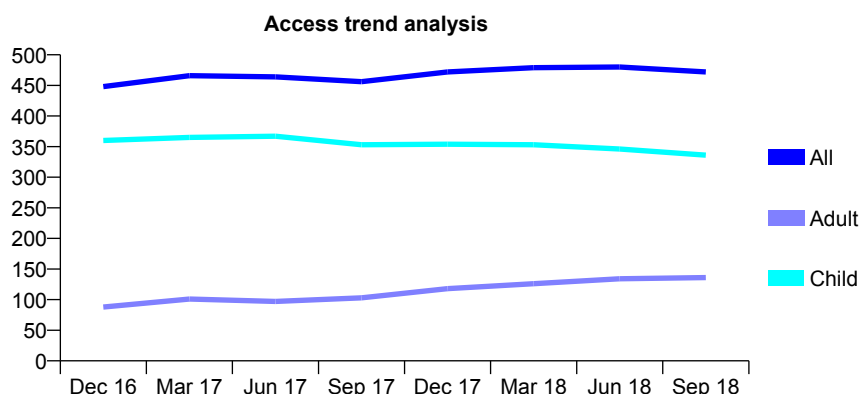
## Q66 - Vital Signs At a Glance Contract Report for 135313/0001 - September 2018

Name or company name	Dean Hill Partnership
Contract type name	GDS Contract
Purpose of contract	General
Contract start date	28/03/2015
Contract end date	

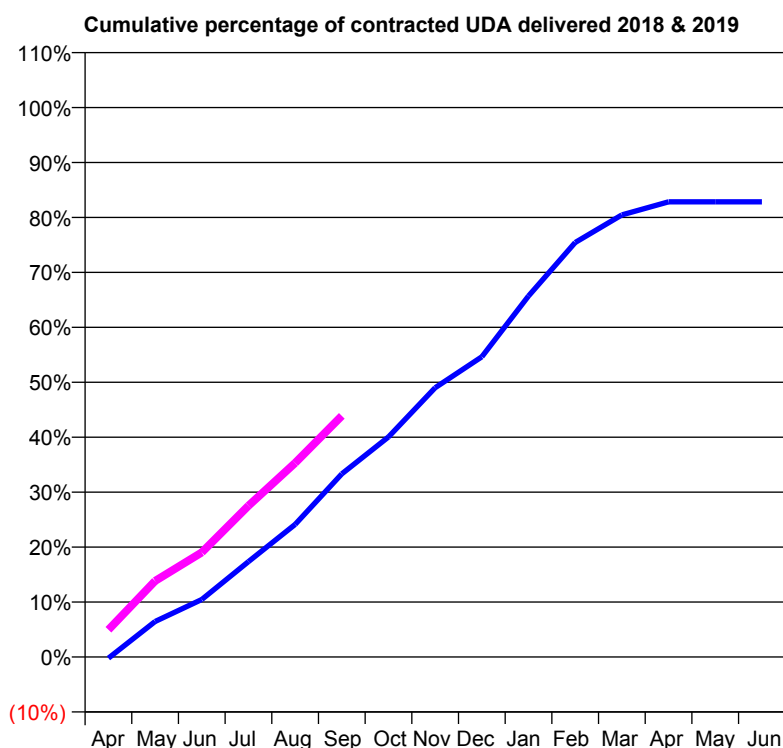
18/19 Contracted general activity (UDA)	799
Carry forward general activity (UDA)	0
18/19 Contracted orthodontic activity (UOA)	0
Carry forward orthodontic activity (UOA)	0
Baseline contract value	£18,581.95

### ACCESS\*

Patients seen in 24 months	Total	Change since previous quarter
Quarter ending September 2017	456	
Quarter ending December 2017	472	↑
Quarter ending March 2018	479	→
Quarter ending June 2018	480	→
Quarter ending September 2018	472	↓
<b>Variance since September 2017</b>	<b>3.5%</b>	<b>↑</b>



### ACTIVITY



Adjusted Scheduled Activity (UDA)		
Month	2018	2019
April	-2	40
May	52	111
June	84	152
July	139	220
August	193	282
September	266	351
October	320	
November	392	
December	437	
January	525	
February	603	
March	643	
April	662	
May	662	
June	662	

### QUALITY

	Quantity	Base Number	Contract	AT	Region	England
% of FP17s for the same patient ID Re-attending within 3 months - Children	6	226	2.7%	9.4%	11.1%	11.6%
% of FP17s for the same patient ID Re-attending within 3 months - Adults	0	65	0.0%	13.9%	15.3%	15.5%
% of FP17s for the same patient ID Re-attending between 3 & 9 months - Children	101	226	44.7%	59.4%	61.1%	58.8%
% of FP17s for the same patient ID Re-attending between 3 & 9 months - Adults	9	65	13.8%	50.4%	52.3%	51.1%
% of FP17s for Band 1 Urgent Courses	23	276	8.3%	10.0%	9.5%	9.0%
% of FP17s Relating to Free Repair or Replacements	0	276	0.0%	0.8%	0.7%	0.8%
% of FP17s Relating to Continuations	0	276	0.0%	1.0%	0.8%	0.9%
% of Patients satisfied with the dentistry they have received	0	0	N/A	93.9%	93.6%	93.3%
% of Patients satisfied with the time they had to wait for an appointment	0	0	N/A	85.6%	88.8%	88.9%

\* This is based on patients treated on this contract for their most recent course of treatment. Figures in italics indicate the base number of FP17s or Patient Questionnaire responses are less than 100. N/A is shown where the base number of responses is less than 10 during the period. % is calculated as Quantity/Base number\*100

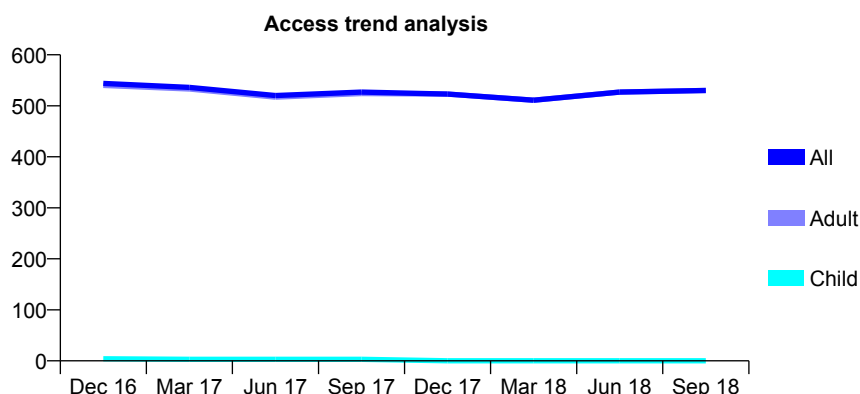
## Q66 - Vital Signs At a Glance Contract Report for 135461/0001 - September 2018

Name or company name	The Visiting Dental Service Ltd
Contract type name	PDS Contract
Purpose of contract	General
Contract start date	01/04/2012
Contract end date	31/03/2019

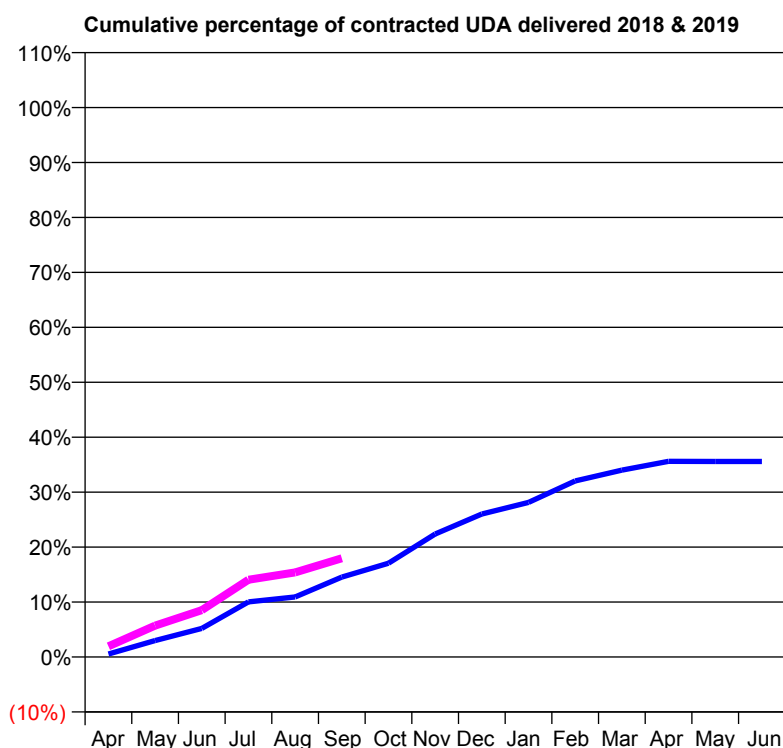
18/19 Contracted general activity (UDA)	2,500
Carry forward general activity (UDA)	0
18/19 Contracted orthodontic activity (UOA)	0
Carry forward orthodontic activity (UOA)	0
Baseline contract value	£166,364.17

### ACCESS\*

Patients seen in 24 months	Total	Change since previous quarter
Quarter ending September 2017	527	
Quarter ending December 2017	523	→
Quarter ending March 2018	511	↓
Quarter ending June 2018	527	↑
Quarter ending September 2018	530	→
<b>Variance since September 2017</b>	<b>0.6%</b>	<b>→</b>



### ACTIVITY



Adjusted Scheduled Activity (UDA)		
Month	2018	2019
April	13	49
May	75	143
June	130	213
July	251	352
August	273	385
September	364	449
October	427	
November	560	
December	651	
January	703	
February	801	
March	850	
April	890	
May	889	
June	889	

### QUALITY

	Quantity	Base Number	Contract	AT	Region	England
% of FP17s for the same patient ID Re-attending within 3 months - Children	0	0	N/A	9.4%	11.1%	11.6%
% of FP17s for the same patient ID Re-attending within 3 months - Adults	16	223	7.2%	13.9%	15.3%	15.5%
% of FP17s for the same patient ID Re-attending between 3 & 9 months - Children	0	0	N/A	59.4%	61.1%	58.8%
% of FP17s for the same patient ID Re-attending between 3 & 9 months - Adults	68	223	30.5%	50.4%	52.3%	51.1%
% of FP17s for Band 1 Urgent Courses	20	210	9.5%	10.0%	9.5%	9.0%
% of FP17s Relating to Free Repair or Replacements	0	210	0.0%	0.8%	0.7%	0.8%
% of FP17s Relating to Continuations	1	210	0.5%	1.0%	0.8%	0.9%
% of Patients satisfied with the dentistry they have received	0	0	N/A	93.9%	93.6%	93.3%
% of Patients satisfied with the time they had to wait for an appointment	0	0	N/A	85.6%	88.8%	88.9%

\* This is based on patients treated on this contract for their most recent course of treatment. Figures in italics indicate the base number of FP17s or Patient Questionnaire responses are less than 100. N/A is shown where the base number of responses is less than 10 during the period. % is calculated as Quantity/Base number\*100

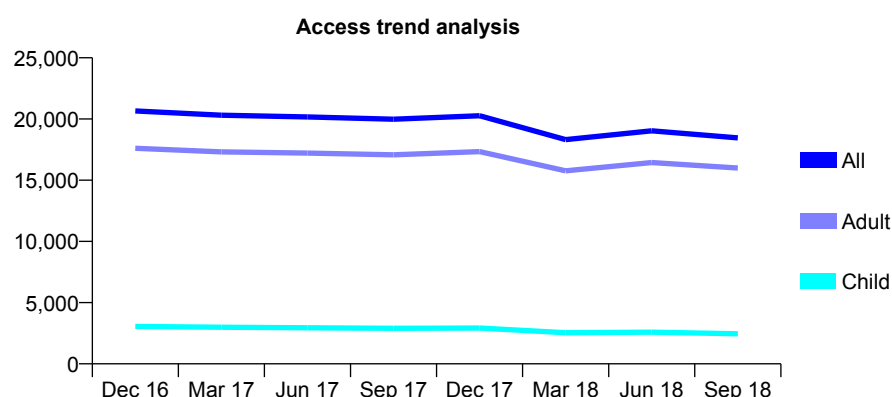
# Q66 - Vital Signs At a Glance Contract Report for 136212/0001 - September 2018

Name or company name	PCH Dental CIC
Contract type name	PDS Contract
Purpose of contract	General
Contract start date	01/04/2013
Contract end date	31/03/2019

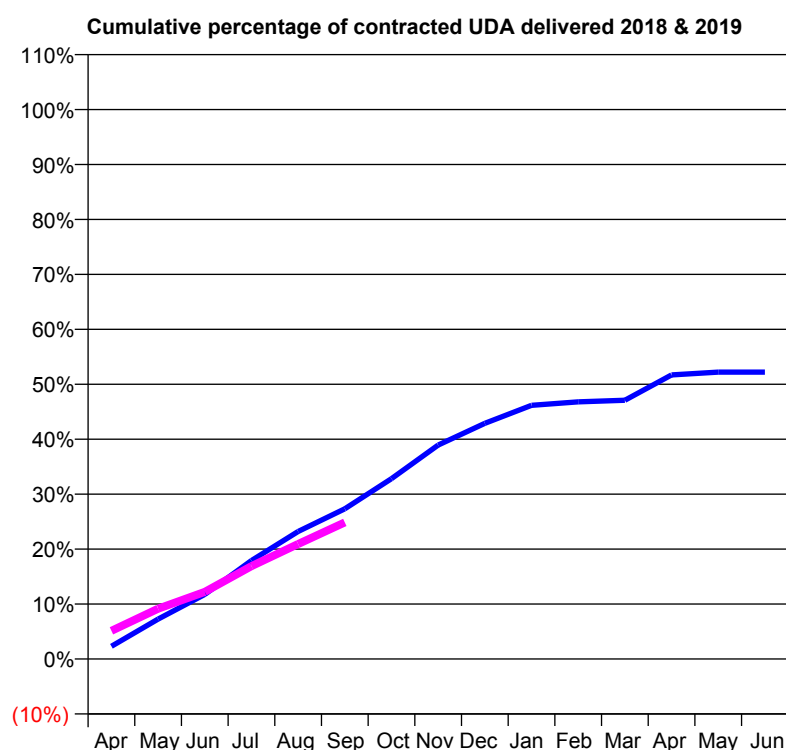
18/19 Contracted general activity (UDA)	46,000
Carry forward general activity (UDA)	0
18/19 Contracted orthodontic activity (UOA)	0
Carry forward orthodontic activity (UOA)	0
Baseline contract value	£6,642,031.25

## ACCESS\*

Patients seen in 24 months	Total	Change since previous quarter
Quarter ending September 2017	19,983	
Quarter ending December 2017	20,262	→
Quarter ending March 2018	18,316	↓
Quarter ending June 2018	19,038	↑
Quarter ending September 2018	18,456	↓
<b>Variance since September 2017</b>	<b>(7.6%)</b>	<b>↓</b>



## ACTIVITY



Adjusted Scheduled Activity (UDA)		
Month	2018	2019
April	1,071	2,364
May	3,345	4,214
June	5,406	5,619
July	8,245	7,771
August	10,676	9,629
September	12,575	11,442
October	15,100	
November	17,914	
December	19,727	
January	21,237	
February	21,523	
March	21,665	
April	23,783	
May	24,013	
June	24,013	

## QUALITY

	Quantity	Base Number	Contract	AT	Region	England
% of FP17s for the same patient ID Re-attending within 3 months - Children	148	1,916	7.7%	9.4%	11.1%	11.6%
% of FP17s for the same patient ID Re-attending within 3 months - Adults	887	8,284	10.7%	13.9%	15.3%	15.5%
% of FP17s for the same patient ID Re-attending between 3 & 9 months - Children	219	1,916	11.4%	59.4%	61.1%	58.8%
% of FP17s for the same patient ID Re-attending between 3 & 9 months - Adults	757	8,284	9.1%	50.4%	52.3%	51.1%
% of FP17s for Band 1 Urgent Courses	6,696	8,380	79.9%	10.0%	9.5%	9.0%
% of FP17s Relating to Free Repair or Replacements	11	8,380	0.1%	0.8%	0.7%	0.8%
% of FP17s Relating to Continuations	0	8,380	0.0%	1.0%	0.8%	0.9%
% of Patients satisfied with the dentistry they have received	3	4	N/A	93.9%	93.6%	93.3%
% of Patients satisfied with the time they had to wait for an appointment	3	4	N/A	85.6%	88.8%	88.9%

\* This is based on patients treated on this contract for their most recent course of treatment. Figures in italics indicate the base number of FP17s or Patient Questionnaire responses are less than 100. N/A is shown where the base number of responses is less than 10 during the period. % is calculated as Quantity/Base number\*100

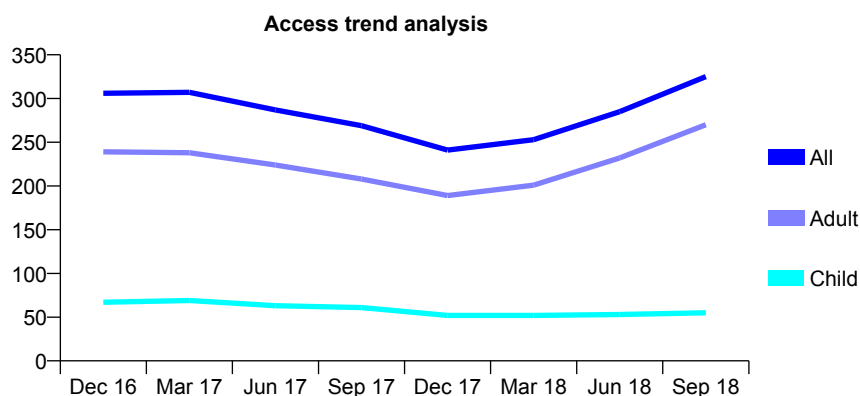
## Q66 - Vital Signs At a Glance Contract Report for 136212/0003 - September 2018

Name or company name	PCH Dental CIC
Contract type name	GDS Contract
Purpose of contract	General
Contract start date	01/09/2014
Contract end date	

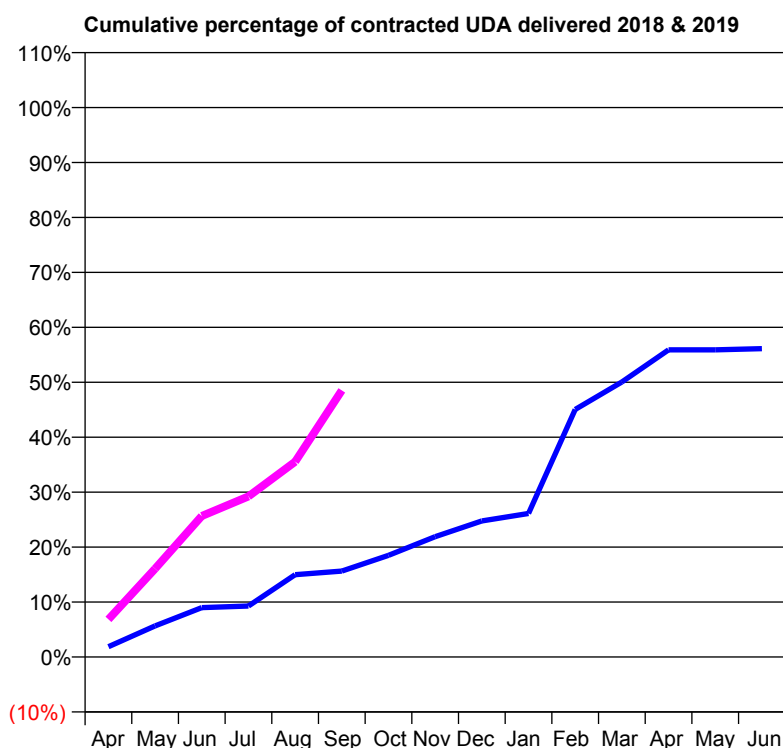
18/19 Contracted general activity (UDA)	1,400
Carry forward general activity (UDA)	0
18/19 Contracted orthodontic activity (UOA)	0
Carry forward orthodontic activity (UOA)	0
Baseline contract value	£34,679.48

### ACCESS\*

Patients seen in 24 months	Total	Change since previous quarter
Quarter ending September 2017	269	
Quarter ending December 2017	241	↓
Quarter ending March 2018	253	↑
Quarter ending June 2018	285	↑
Quarter ending September 2018	325	↑
<b>Variance since September 2017</b>	<b>20.8%</b>	<b>↑</b>



### ACTIVITY



Adjusted Scheduled Activity (UDA)		
Month	2018	2019
April	26	96
May	79	225
June	126	359
July	130	409
August	210	497
September	219	679
October	259	
November	307	
December	347	
January	366	
February	631	
March	701	
April	783	
May	783	
June	786	

### QUALITY

	Quantity	Base Number	Contract	AT	Region	England
% of FP17s for the same patient ID Re-attending within 3 months - Children	0	41	0.0%	9.4%	11.1%	11.6%
% of FP17s for the same patient ID Re-attending within 3 months - Adults	11	228	4.8%	13.9%	15.3%	15.5%
% of FP17s for the same patient ID Re-attending between 3 & 9 months - Children	23	41	56.1%	59.4%	61.1%	58.8%
% of FP17s for the same patient ID Re-attending between 3 & 9 months - Adults	92	228	40.4%	50.4%	52.3%	51.1%
% of FP17s for Band 1 Urgent Courses	37	234	15.8%	10.0%	9.5%	9.0%
% of FP17s Relating to Free Repair or Replacements	0	234	0.0%	0.8%	0.7%	0.8%
% of FP17s Relating to Continuations	0	234	0.0%	1.0%	0.8%	0.9%
% of Patients satisfied with the dentistry they have received	1	1	N/A	93.9%	93.6%	93.3%
% of Patients satisfied with the time they had to wait for an appointment	1	1	N/A	85.6%	88.8%	88.9%

\* This is based on patients treated on this contract for their most recent course of treatment. Figures in italics indicate the base number of FP17s or Patient Questionnaire responses are less than 100. N/A is shown where the base number of responses is less than 10 during the period. % is calculated as Quantity/Base number\*100

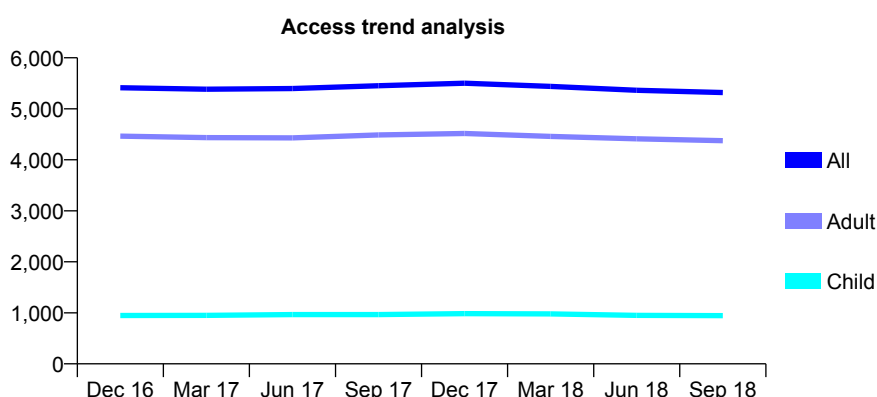
# Q66 - Vital Signs At a Glance Contract Report for 136603/0001 - September 2018

Name or company name	Murgelas Practice Management Limited
Contract type name	GDS Contract
Purpose of contract	General
Contract start date	01/04/2010
Contract end date	

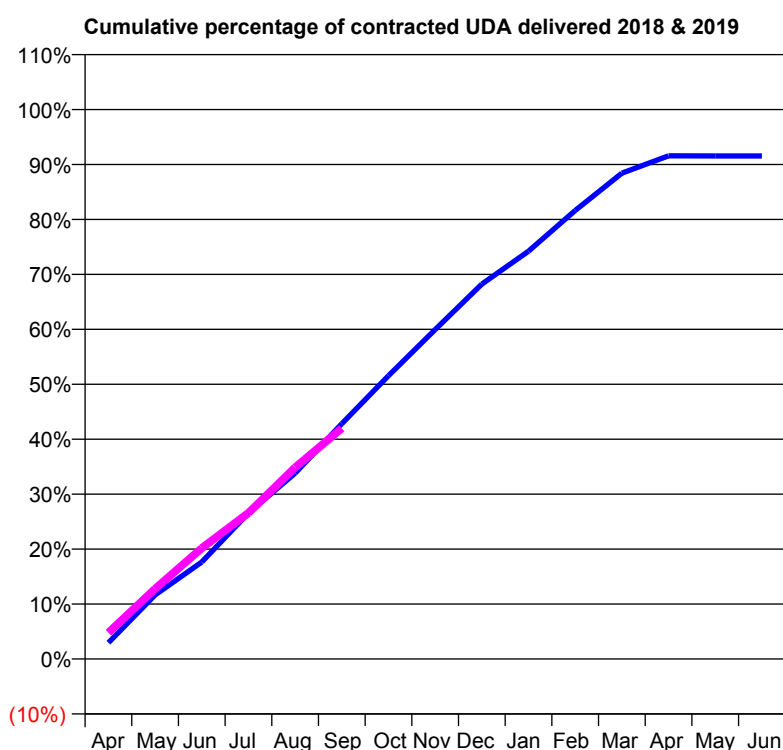
18/19 Contracted general activity (UDA)	15,730
Carry forward general activity (UDA)	0
18/19 Contracted orthodontic activity (UOA)	0
Carry forward orthodontic activity (UOA)	0
Baseline contract value	£455,261.43

## ACCESS\*

Patients seen in 24 months	Total	Change since previous quarter
Quarter ending September 2017	5,452	
Quarter ending December 2017	5,501	→
Quarter ending March 2018	5,438	↓
Quarter ending June 2018	5,363	↓
Quarter ending September 2018	5,318	→
<b>Variance since September 2017</b>	<b>(2.5%)</b>	<b>↓</b>



## ACTIVITY



Adjusted Scheduled Activity (UDA)		
Month	2018	2019
April	469	754
May	1,835	2,011
June	2,776	3,172
July	4,180	4,180
August	5,318	5,484
September	6,736	6,606
October	8,108	
November	9,432	
December	10,731	
January	11,676	
February	12,838	
March	13,906	
April	14,403	
May	14,401	
June	14,401	

## QUALITY

	Quantity	Base Number	Contract	AT	Region	England
% of FP17s for the same patient ID Re-attending within 3 months - Children	25	730	3.4%	9.4%	11.1%	11.6%
% of FP17s for the same patient ID Re-attending within 3 months - Adults	330	3,228	10.2%	13.9%	15.3%	15.5%
% of FP17s for the same patient ID Re-attending between 3 & 9 months - Children	515	730	70.5%	59.4%	61.1%	58.8%
% of FP17s for the same patient ID Re-attending between 3 & 9 months - Adults	1,916	3,228	59.4%	50.4%	52.3%	51.1%
% of FP17s for Band 1 Urgent Courses	171	3,710	4.6%	10.0%	9.5%	9.0%
% of FP17s Relating to Free Repair or Replacements	33	3,710	0.9%	0.8%	0.7%	0.8%
% of FP17s Relating to Continuations	55	3,710	1.5%	1.0%	0.8%	0.9%
% of Patients satisfied with the dentistry they have received	1	1	N/A	93.9%	93.6%	93.3%
% of Patients satisfied with the time they had to wait for an appointment	1	1	N/A	85.6%	88.8%	88.9%

\* This is based on patients treated on this contract for their most recent course of treatment. Figures in italics indicate the base number of FP17s or Patient Questionnaire responses are less than 100. N/A is shown where the base number of responses is less than 10 during the period. % is calculated as Quantity/Base number\*100



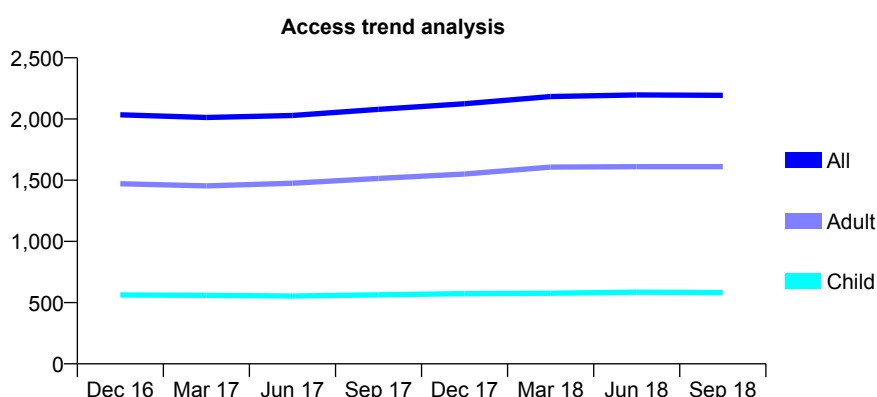
# Q66 - Vital Signs At a Glance Contract Report for 136603/0002 - September 2018

Name or company name	Murgelas Practice Management Limited
Contract type name	GDS Contract
Purpose of contract	General
Contract start date	01/04/2010
Contract end date	

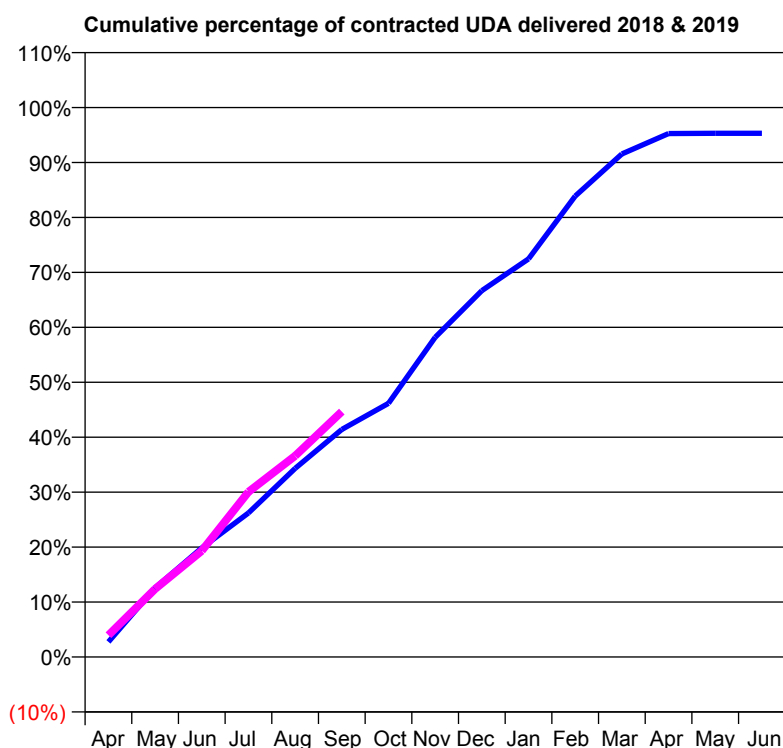
18/19 Contracted general activity (UDA)	7,060
Carry forward general activity (UDA)	0
18/19 Contracted orthodontic activity (UOA)	0
Carry forward orthodontic activity (UOA)	0
Baseline contract value	£191,450.77

## ACCESS\*

Patients seen in 24 months	Total	Change since previous quarter
Quarter ending September 2017	2,079	
Quarter ending December 2017	2,125	↑
Quarter ending March 2018	2,184	↑
Quarter ending June 2018	2,197	→
Quarter ending September 2018	2,193	→
<b>Variance since September 2017</b>	<b>5.5%</b>	<b>↑</b>



## ACTIVITY



Adjusted Scheduled Activity (UDA)		
Month	2018	2019
April	195	280
May	888	875
June	1,402	1,364
July	1,851	2,121
August	2,424	2,584
September	2,923	3,154
October	3,259	
November	4,107	
December	4,708	
January	5,114	
February	5,922	
March	6,463	
April	6,725	
May	6,729	
June	6,729	

## QUALITY

	Quantity	Base Number	Contract	AT	Region	England
% of FP17s for the same patient ID Re-attending within 3 months - Children	26	400	6.5%	9.4%	11.1%	11.6%
% of FP17s for the same patient ID Re-attending within 3 months - Adults	127	1,003	12.7%	13.9%	15.3%	15.5%
% of FP17s for the same patient ID Re-attending between 3 & 9 months - Children	228	400	57.0%	59.4%	61.1%	58.8%
% of FP17s for the same patient ID Re-attending between 3 & 9 months - Adults	507	1,003	50.5%	50.4%	52.3%	51.1%
% of FP17s for Band 1 Urgent Courses	153	1,333	11.5%	10.0%	9.5%	9.0%
% of FP17s Relating to Free Repair or Replacements	29	1,333	2.2%	0.8%	0.7%	0.8%
% of FP17s Relating to Continuations	27	1,333	2.0%	1.0%	0.8%	0.9%
% of Patients satisfied with the dentistry they have received	1	1	N/A	93.9%	93.6%	93.3%
% of Patients satisfied with the time they had to wait for an appointment	1	1	N/A	85.6%	88.8%	88.9%

\* This is based on patients treated on this contract for their most recent course of treatment. Figures in italics indicate the base number of FP17s or Patient Questionnaire responses are less than 100. N/A is shown where the base number of responses is less than 10 during the period. % is calculated as Quantity/Base number\*100

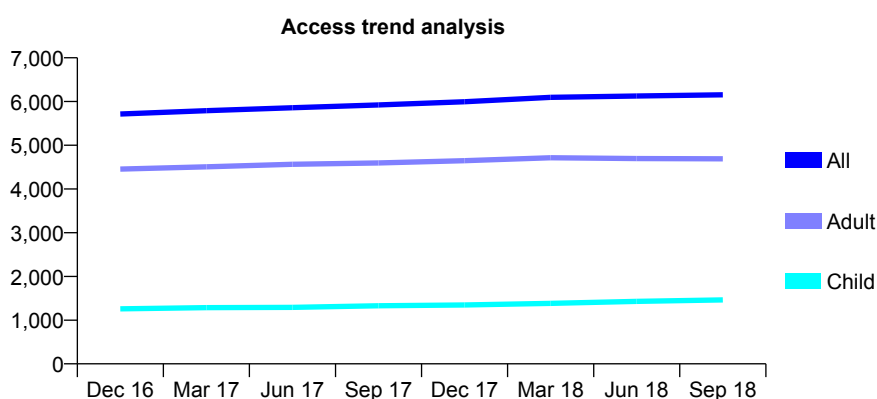
## Q66 - Vital Signs At a Glance Contract Report for 136603/0003 - September 2018

Name or company name	Murgelas Practice Management Limited
Contract type name	GDS Contract
Purpose of contract	General
Contract start date	01/04/2011
Contract end date	

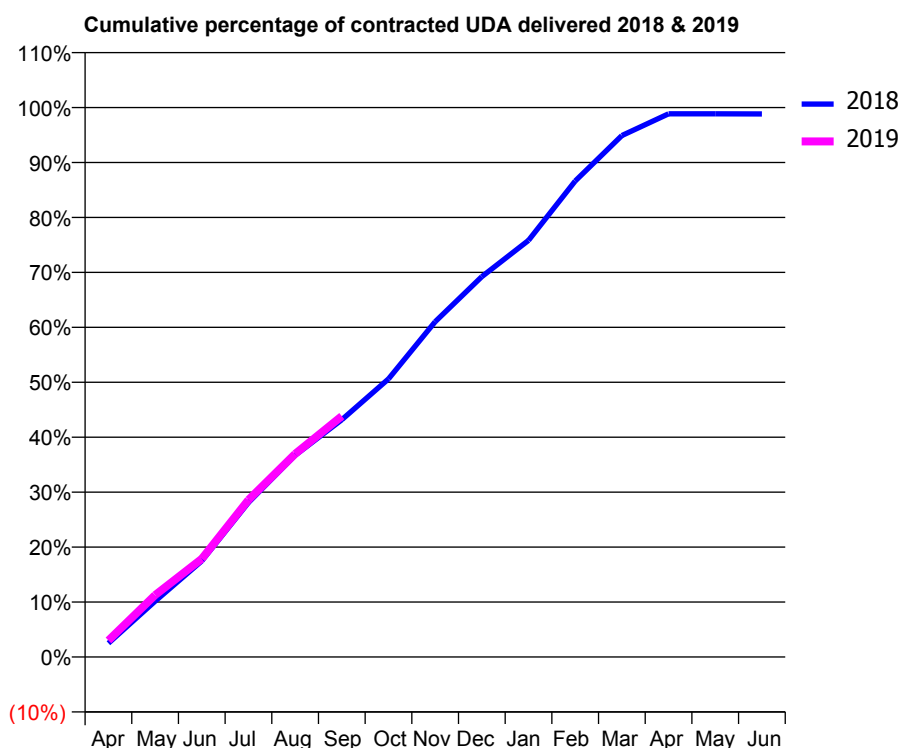
18/19 Contracted general activity (UDA)	19,250
Carry forward general activity (UDA)	116
18/19 Contracted orthodontic activity (UOA)	0
Carry forward orthodontic activity (UOA)	0
Baseline contract value	£553,382.37

### ACCESS\*

Patients seen in 24 months	Total	Change since previous quarter
Quarter ending September 2017	5,921	
Quarter ending December 2017	5,995	→
Quarter ending March 2018	6,097	→
Quarter ending June 2018	6,125	→
Quarter ending September 2018	6,154	→
<b>Variance since September 2017</b>	<b>3.9%</b>	<b>↑</b>



### ACTIVITY



Adjusted Scheduled Activity (UDA)		
Month	2018	2019
April	482	581
May	1,954	2,171
June	3,365	3,438
July	5,412	5,507
August	7,064	7,116
September	8,313	8,441
October	9,742	
November	11,748	
December	13,325	
January	14,597	
February	16,674	
March	18,266	
April	19,030	
May	19,027	
June	19,026	

### QUALITY

	Quantity	Base Number	Contract	AT	Region	England
% of FP17s for the same patient ID Re-attending within 3 months - Children	33	946	3.5%	9.4%	11.1%	11.6%
% of FP17s for the same patient ID Re-attending within 3 months - Adults	241	2,556	9.4%	13.9%	15.3%	15.5%
% of FP17s for the same patient ID Re-attending between 3 & 9 months - Children	478	946	50.5%	59.4%	61.1%	58.8%
% of FP17s for the same patient ID Re-attending between 3 & 9 months - Adults	1,083	2,556	42.4%	50.4%	52.3%	51.1%
% of FP17s for Band 1 Urgent Courses	375	3,289	11.4%	10.0%	9.5%	9.0%
% of FP17s Relating to Free Repair or Replacements	8	3,289	0.2%	0.8%	0.7%	0.8%
% of FP17s Relating to Continuations	17	3,289	0.5%	1.0%	0.8%	0.9%
% of Patients satisfied with the dentistry they have received	3	3	N/A	93.9%	93.6%	93.3%
% of Patients satisfied with the time they had to wait for an appointment	3	3	N/A	85.6%	88.8%	88.9%

\* This is based on patients treated on this contract for their most recent course of treatment. Figures in italics indicate the base number of FP17s or Patient Questionnaire responses are less than 100. N/A is shown where the base number of responses is less than 10 during the period. % is calculated as Quantity/Base number\*100

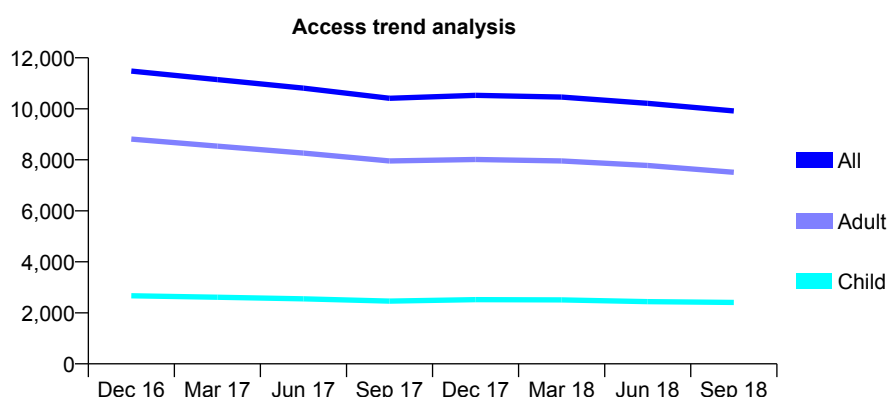
# Q66 - Vital Signs At a Glance Contract Report for 137669/0001 - September 2018

Name or company name	Alliance Dental Care Ltd
Contract type name	GDS Contract
Purpose of contract	General
Contract start date	01/04/2012
Contract end date	

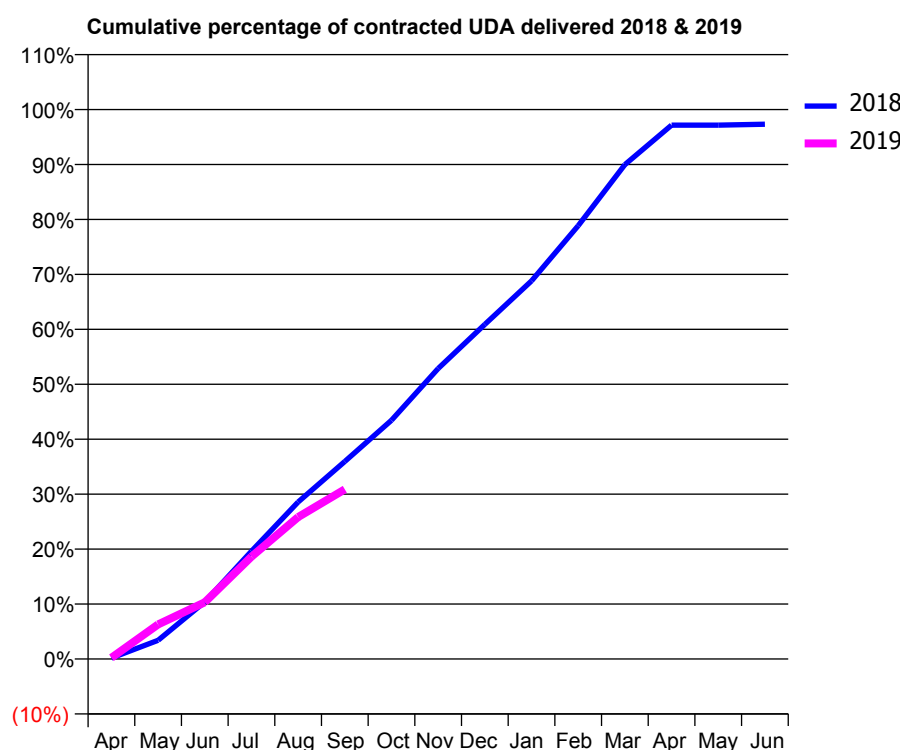
18/19 Contracted general activity (UDA)	40,450
Carry forward general activity (UDA)	758
18/19 Contracted orthodontic activity (UOA)	0
Carry forward orthodontic activity (UOA)	0
Baseline contract value	£1,040,211.98

## ACCESS\*

Patients seen in 24 months	Total	Change since previous quarter
Quarter ending September 2017	10,415	
Quarter ending December 2017	10,527	→
Quarter ending March 2018	10,462	→
Quarter ending June 2018	10,216	↓
Quarter ending September 2018	9,918	↓
<b>Variance since September 2017</b>	<b>(4.8%)</b>	<b>↓</b>



## ACTIVITY



Adjusted Scheduled Activity (UDA)		
Month	2018	2019
April	58	91
May	1,089	2,545
June	3,321	4,174
July	6,265	7,534
August	9,132	10,446
September	11,486	12,487
October	13,879	
November	16,894	
December	19,453	
January	21,983	
February	25,193	
March	28,749	
April	31,041	
May	31,037	
June	31,097	

## QUALITY

	Quantity	Base Number	Contract	AT	Region	England
% of FP17s for the same patient ID Re-attending within 3 months - Children	129	1,532	8.4%	9.4%	11.1%	11.6%
% of FP17s for the same patient ID Re-attending within 3 months - Adults	834	4,582	18.2%	13.9%	15.3%	15.5%
% of FP17s for the same patient ID Re-attending between 3 & 9 months - Children	867	1,532	56.6%	59.4%	61.1%	58.8%
% of FP17s for the same patient ID Re-attending between 3 & 9 months - Adults	2,212	4,582	48.3%	50.4%	52.3%	51.1%
% of FP17s for Band 1 Urgent Courses	917	5,372	17.1%	10.0%	9.5%	9.0%
% of FP17s Relating to Free Repair or Replacements	16	5,372	0.3%	0.8%	0.7%	0.8%
% of FP17s Relating to Continuations	7	5,372	0.1%	1.0%	0.8%	0.9%
% of Patients satisfied with the dentistry they have received	8	11	72.7%	93.9%	93.6%	93.3%
% of Patients satisfied with the time they had to wait for an appointment	10	11	90.9%	85.6%	88.8%	88.9%

\* This is based on patients treated on this contract for their most recent course of treatment. Figures in italics indicate the base number of FP17s or Patient Questionnaire responses are less than 100. N/A is shown where the base number of responses is less than 10 during the period. % is calculated as Quantity/Base number\*100

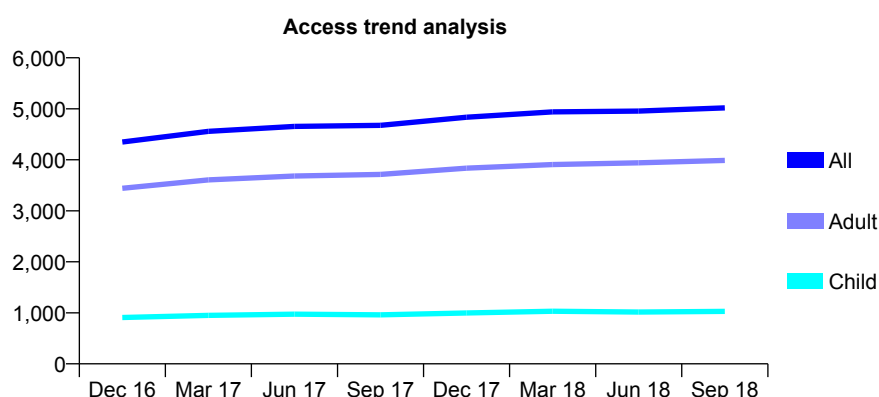
# Q66 - Vital Signs At a Glance Contract Report for 138185/0001 - September 2018

Name or company name	Parkhill Dent Ltd
Contract type name	GDS Contract
Purpose of contract	General
Contract start date	19/01/2009
Contract end date	

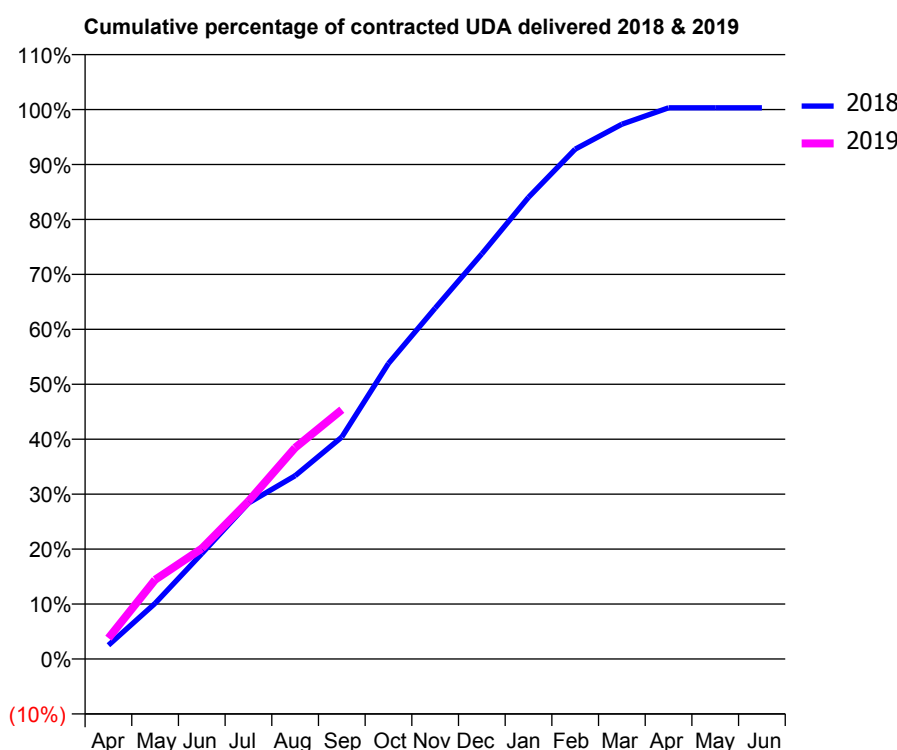
18/19 Contracted general activity (UDA)	16,000
Carry forward general activity (UDA)	-49
18/19 Contracted orthodontic activity (UOA)	0
Carry forward orthodontic activity (UOA)	0
Baseline contract value	£433,886.71

## ACCESS\*

Patients seen in 24 months	Total	Change since previous quarter
Quarter ending September 2017	4,675	
Quarter ending December 2017	4,834	↑
Quarter ending March 2018	4,939	↑
Quarter ending June 2018	4,956	→
Quarter ending September 2018	5,017	→
<b>Variance since September 2017</b>	<b>7.3%</b>	<b>↑</b>



## ACTIVITY



Adjusted Scheduled Activity (UDA)		
Month	2018	2019
April	414	606
May	1,671	2,308
June	3,165	3,218
July	4,681	4,596
August	5,505	6,152
September	6,666	7,260
October	8,874	
November	10,536	
December	12,167	
January	13,862	
February	15,311	
March	16,059	
April	16,549	
May	16,549	
June	16,549	

## QUALITY

	Quantity	Base Number	Contract	AT	Region	England
% of FP17s for the same patient ID Re-attending within 3 months - Children	55	731	7.5%	9.4%	11.1%	11.6%
% of FP17s for the same patient ID Re-attending within 3 months - Adults	398	2,598	15.3%	13.9%	15.3%	15.5%
% of FP17s for the same patient ID Re-attending between 3 & 9 months - Children	409	731	56.0%	59.4%	61.1%	58.8%
% of FP17s for the same patient ID Re-attending between 3 & 9 months - Adults	1,365	2,598	52.5%	50.4%	52.3%	51.1%
% of FP17s for Band 1 Urgent Courses	290	3,126	9.3%	10.0%	9.5%	9.0%
% of FP17s Relating to Free Repair or Replacements	11	3,126	0.4%	0.8%	0.7%	0.8%
% of FP17s Relating to Continuations	55	3,126	1.8%	1.0%	0.8%	0.9%
% of Patients satisfied with the dentistry they have received	3	3	N/A	93.9%	93.6%	93.3%
% of Patients satisfied with the time they had to wait for an appointment	3	3	N/A	85.6%	88.8%	88.9%

\* This is based on patients treated on this contract for their most recent course of treatment. Figures in italics indicate the base number of FP17s or Patient Questionnaire responses are less than 100. N/A is shown where the base number of responses is less than 10 during the period. % is calculated as Quantity/Base number\*100

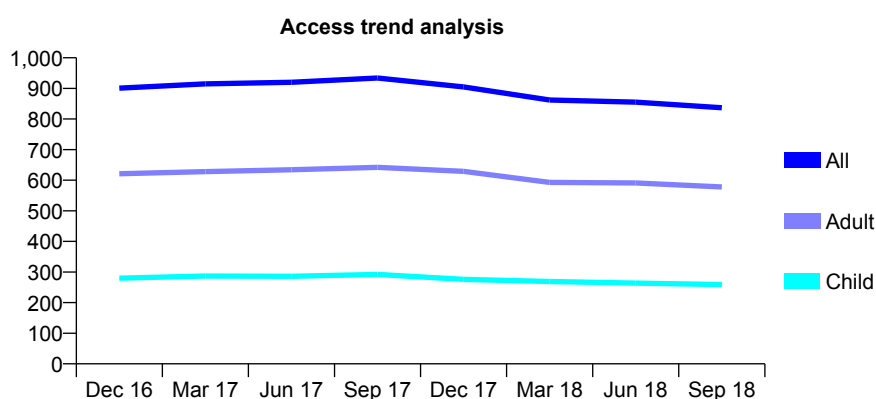
## Q66 - Vital Signs At a Glance Contract Report for 139025/0001 - September 2018

Name or company name	Terrace Practice Care Ltd
Contract type name	GDS Contract
Purpose of contract	General
Contract start date	01/07/2007
Contract end date	

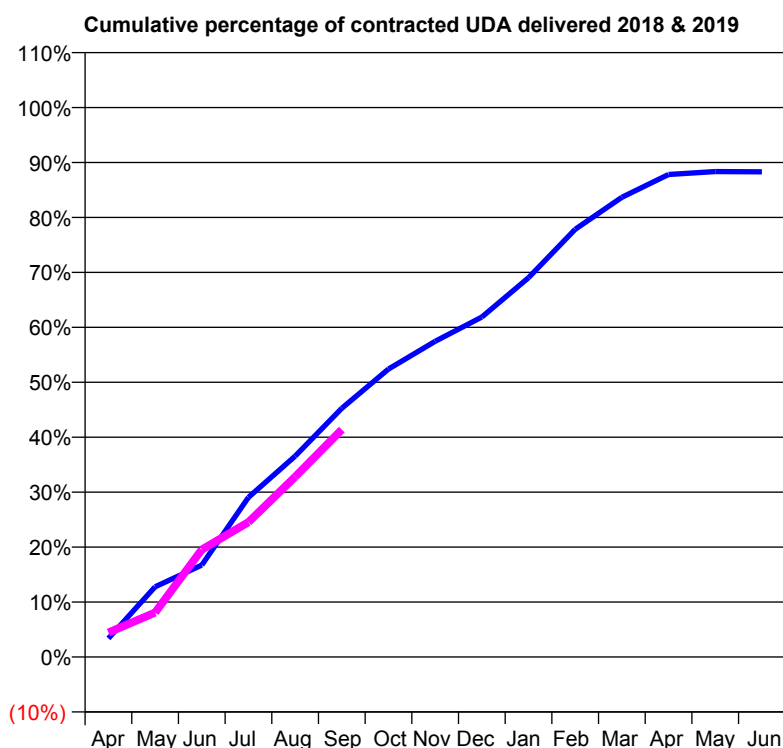
18/19 Contracted general activity (UDA)	1,900
Carry forward general activity (UDA)	0
18/19 Contracted orthodontic activity (UOA)	0
Carry forward orthodontic activity (UOA)	0
Baseline contract value	£40,662.77

### ACCESS\*

Patients seen in 24 months	Total	Change since previous quarter
Quarter ending September 2017	934	
Quarter ending December 2017	905	↓
Quarter ending March 2018	862	↓
Quarter ending June 2018	855	→
Quarter ending September 2018	837	↓
<b>Variance since September 2017</b>	<b>(10.4%)</b>	<b>↓</b>



### ACTIVITY



Adjusted Scheduled Activity (UDA)		
Month	2018	2019
April	64	84
May	243	154
June	318	371
July	552	467
August	694	623
September	860	786
October	996	
November	1,092	
December	1,175	
January	1,312	
February	1,479	
March	1,590	
April	1,668	
May	1,678	
June	1,677	

### QUALITY

	Quantity	Base Number	Contract	AT	Region	England
% of FP17s for the same patient ID Re-attending within 3 months - Children	9	241	3.7%	9.4%	11.1%	11.6%
% of FP17s for the same patient ID Re-attending within 3 months - Adults	71	463	15.3%	13.9%	15.3%	15.5%
% of FP17s for the same patient ID Re-attending between 3 & 9 months - Children	176	241	73.0%	59.4%	61.1%	58.8%
% of FP17s for the same patient ID Re-attending between 3 & 9 months - Adults	280	463	60.5%	50.4%	52.3%	51.1%
% of FP17s for Band 1 Urgent Courses	32	427	7.5%	10.0%	9.5%	9.0%
% of FP17s Relating to Free Repair or Replacements	0	427	0.0%	0.8%	0.7%	0.8%
% of FP17s Relating to Continuations	0	427	0.0%	1.0%	0.8%	0.9%
% of Patients satisfied with the dentistry they have received	1	1	N/A	93.9%	93.6%	93.3%
% of Patients satisfied with the time they had to wait for an appointment	1	1	N/A	85.6%	88.8%	88.9%

\* This is based on patients treated on this contract for their most recent course of treatment. Figures in italics indicate the base number of FP17s or Patient Questionnaire responses are less than 100. N/A is shown where the base number of responses is less than 10 during the period. % is calculated as Quantity/Base number\*100

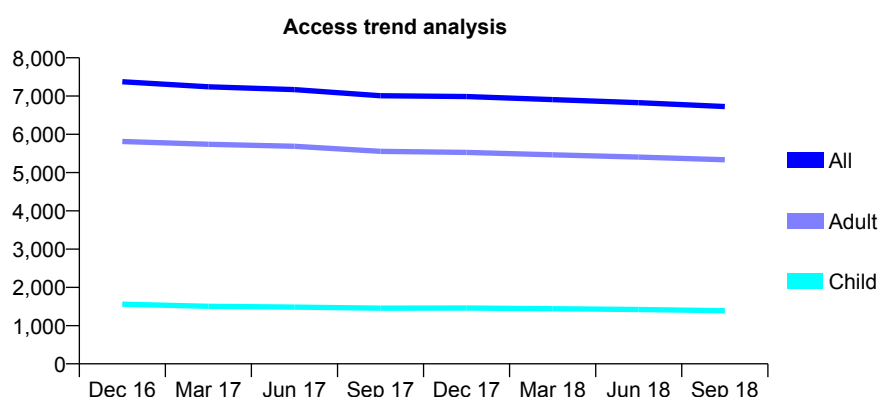
# Q66 - Vital Signs At a Glance Contract Report for 139459/0001 - September 2018

Name or company name	The Helston Dental Practice Partnership
Contract type name	GDS Contract
Purpose of contract	General
Contract start date	01/08/2011
Contract end date	

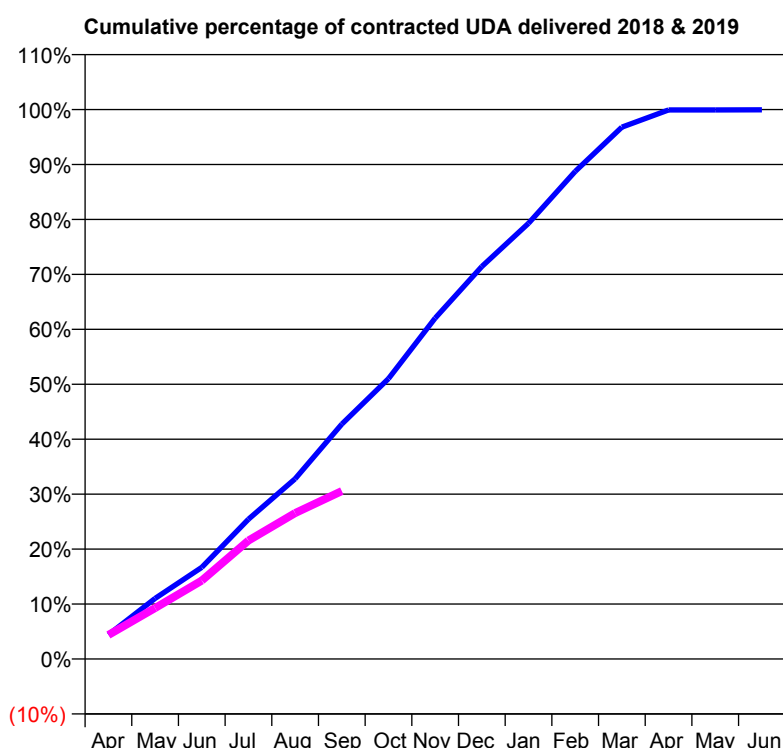
18/19 Contracted general activity (UDA)	23,923
Carry forward general activity (UDA)	9
18/19 Contracted orthodontic activity (UOA)	0
Carry forward orthodontic activity (UOA)	0
Baseline contract value	£627,606.72

## ACCESS\*

Patients seen in 24 months	Total	Change since previous quarter
Quarter ending September 2017	7,010	
Quarter ending December 2017	6,986	→
Quarter ending March 2018	6,906	↓
Quarter ending June 2018	6,826	↓
Quarter ending September 2018	6,726	↓
<b>Variance since September 2017</b>	<b>(4.1%)</b>	<b>↓</b>



## ACTIVITY



Adjusted Scheduled Activity (UDA)		
Month	2018	2019
April	732	1,047
May	1,821	2,222
June	2,751	3,418
July	4,198	5,159
August	5,412	6,353
September	7,051	7,311
October	8,417	
November	10,235	
December	11,787	
January	13,082	
February	14,642	
March	15,971	
April	16,486	
May	16,488	
June	16,491	

## QUALITY

	Quantity	Base Number	Contract	AT	Region	England
% of FP17s for the same patient ID Re-attending within 3 months - Children	38	981	3.9%	9.4%	11.1%	11.6%
% of FP17s for the same patient ID Re-attending within 3 months - Adults	340	3,005	11.3%	13.9%	15.3%	15.5%
% of FP17s for the same patient ID Re-attending between 3 & 9 months - Children	615	981	62.7%	59.4%	61.1%	58.8%
% of FP17s for the same patient ID Re-attending between 3 & 9 months - Adults	1,117	3,005	37.2%	50.4%	52.3%	51.1%
% of FP17s for Band 1 Urgent Courses	248	3,723	6.7%	10.0%	9.5%	9.0%
% of FP17s Relating to Free Repair or Replacements	19	3,723	0.5%	0.8%	0.7%	0.8%
% of FP17s Relating to Continuations	56	3,723	1.5%	1.0%	0.8%	0.9%
% of Patients satisfied with the dentistry they have received	1	1	N/A	93.9%	93.6%	93.3%
% of Patients satisfied with the time they had to wait for an appointment	1	1	N/A	85.6%	88.8%	88.9%

\* This is based on patients treated on this contract for their most recent course of treatment. Figures in italics indicate the base number of FP17s or Patient Questionnaire responses are less than 100. N/A is shown where the base number of responses is less than 10 during the period. % is calculated as Quantity/Base number\*100

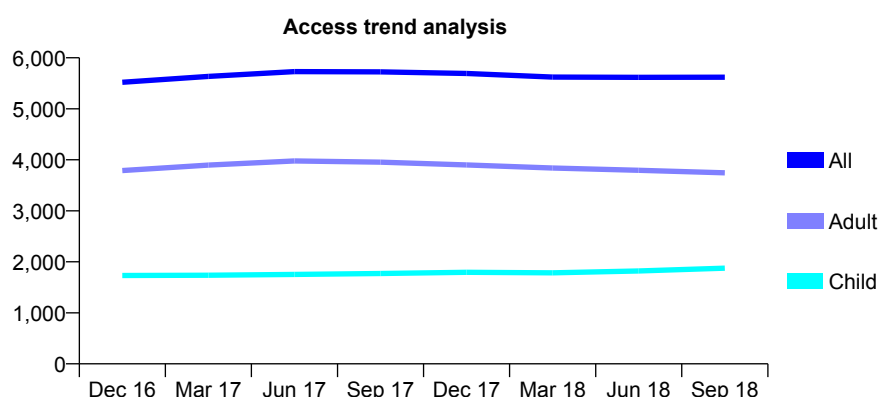
# Q66 - Vital Signs At a Glance Contract Report for 141461/0001 - September 2018

Name or company name	Queen Annes Dental Practice Limited
Contract type name	GDS Contract
Purpose of contract	General and Orthodontic
Contract start date	01/10/2007
Contract end date	

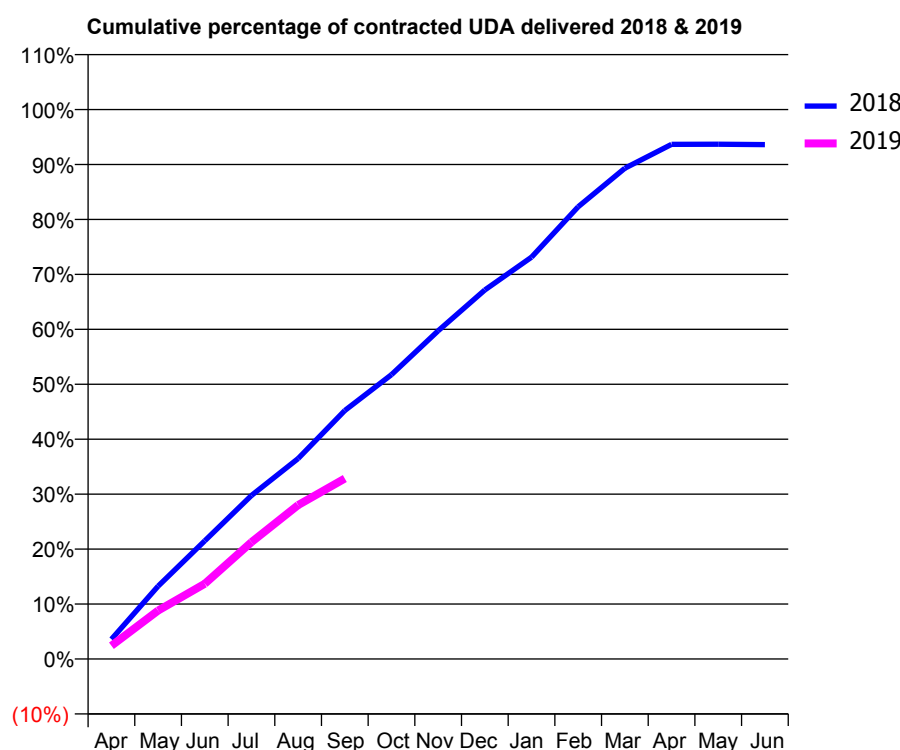
18/19 Contracted general activity (UDA)	14,575
Carry forward general activity (UDA)	0
18/19 Contracted orthodontic activity (UOA)	700
Carry forward orthodontic activity (UOA)	0
Baseline contract value	£442,350.76

## ACCESS\*

Patients seen in 24 months	Total	Change since previous quarter
Quarter ending September 2017	5,724	
Quarter ending December 2017	5,693	→
Quarter ending March 2018	5,623	↓
Quarter ending June 2018	5,616	→
Quarter ending September 2018	5,620	→
<b>Variance since September 2017</b>	<b>(1.8%)</b>	<b>↓</b>



## ACTIVITY



Adjusted Scheduled Activity (UDA)		
Month	2018	2019
April	526	353
May	1,933	1,285
June	3,136	1,997
July	4,338	3,098
August	5,318	4,082
September	6,591	4,788
October	7,542	
November	8,705	
December	9,788	
January	10,659	
February	11,996	
March	13,017	
April	13,650	
May	13,656	
June	13,645	

## QUALITY

	Quantity	Base Number	Contract	AT	Region	England
% of FP17s for the same patient ID Re-attending within 3 months - Children	165	1,557	10.6%	9.4%	11.1%	11.6%
% of FP17s for the same patient ID Re-attending within 3 months - Adults	374	2,599	14.4%	13.9%	15.3%	15.5%
% of FP17s for the same patient ID Re-attending between 3 & 9 months - Children	965	1,557	62.0%	59.4%	61.1%	58.8%
% of FP17s for the same patient ID Re-attending between 3 & 9 months - Adults	1,552	2,599	59.7%	50.4%	52.3%	51.1%
% of FP17s for Band 1 Urgent Courses	236	3,116	7.6%	10.0%	9.5%	9.0%
% of FP17s Relating to Free Repair or Replacements	19	3,116	0.6%	0.8%	0.7%	0.8%
% of FP17s Relating to Continuations	4	3,116	0.1%	1.0%	0.8%	0.9%
% of Patients satisfied with the dentistry they have received	13	15	86.7%	93.9%	93.6%	93.3%
% of Patients satisfied with the time they had to wait for an appointment	13	15	86.7%	85.6%	88.8%	88.9%

\* This is based on patients treated on this contract for their most recent course of treatment. Figures in italics indicate the base number of FP17s or Patient Questionnaire responses are less than 100. N/A is shown where the base number of responses is less than 10 during the period. % is calculated as Quantity/Base number\*100



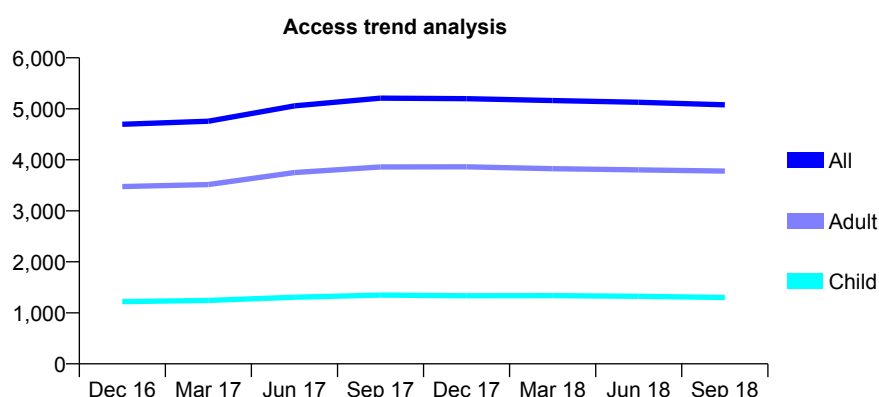
# Q66 - Vital Signs At a Glance Contract Report for 144886/0001 - September 2018

Name or company name	Bodmin Dental Care Ltd
Contract type name	GDS Contract
Purpose of contract	General
Contract start date	01/01/2008
Contract end date	

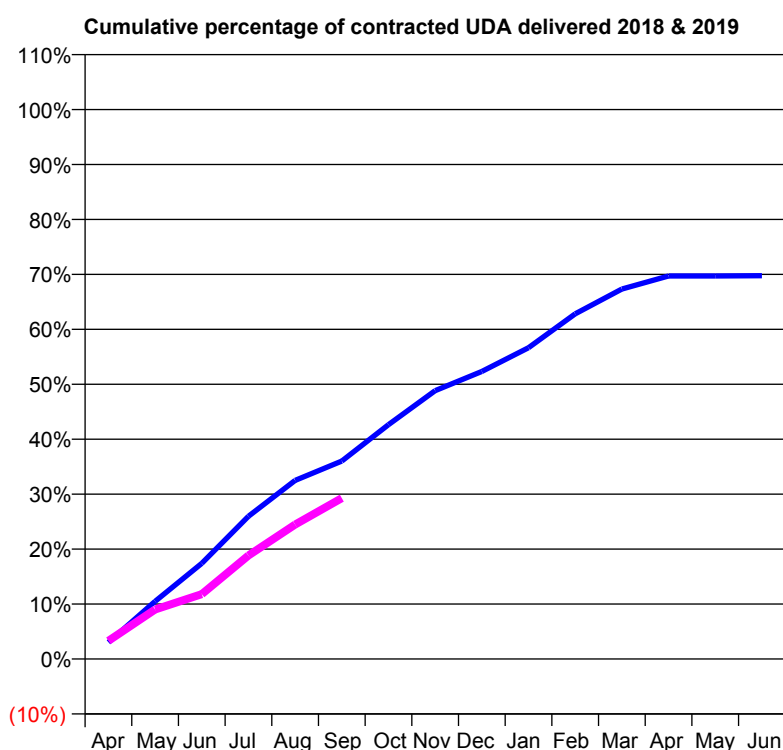
18/19 Contracted general activity (UDA)	21,112
Carry forward general activity (UDA)	0
18/19 Contracted orthodontic activity (UOA)	0
Carry forward orthodontic activity (UOA)	0
Baseline contract value	£503,043.96

## ACCESS\*

Patients seen in 24 months	Total	Change since previous quarter
Quarter ending September 2017	5,209	
Quarter ending December 2017	5,199	→
Quarter ending March 2018	5,161	→
Quarter ending June 2018	5,127	→
Quarter ending September 2018	5,079	→
<b>Variance since September 2017</b>	<b>(2.5%)</b>	<b>↓</b>



## ACTIVITY



Adjusted Scheduled Activity (UDA)		
Month	2018	2019
April	641	698
May	2,218	1,904
June	3,677	2,491
July	5,484	3,979
August	6,862	5,165
September	7,603	6,183
October	9,007	
November	10,310	
December	11,050	
January	11,962	
February	13,263	
March	14,213	
April	14,719	
May	14,717	
June	14,726	

## QUALITY

	Quantity	Base Number	Contract	AT	Region	England
% of FP17s for the same patient ID Re-attending within 3 months - Children	77	912	8.4%	9.4%	11.1%	11.6%
% of FP17s for the same patient ID Re-attending within 3 months - Adults	379	2,452	15.5%	13.9%	15.3%	15.5%
% of FP17s for the same patient ID Re-attending between 3 & 9 months - Children	454	912	49.8%	59.4%	61.1%	58.8%
% of FP17s for the same patient ID Re-attending between 3 & 9 months - Adults	1,337	2,452	54.5%	50.4%	52.3%	51.1%
% of FP17s for Band 1 Urgent Courses	283	3,065	9.2%	10.0%	9.5%	9.0%
% of FP17s Relating to Free Repair or Replacements	69	3,065	2.3%	0.8%	0.7%	0.8%
% of FP17s Relating to Continuations	26	3,065	0.8%	1.0%	0.8%	0.9%
% of Patients satisfied with the dentistry they have received	10	10	100.0%	93.9%	93.6%	93.3%
% of Patients satisfied with the time they had to wait for an appointment	8	10	80.0%	85.6%	88.8%	88.9%

\* This is based on patients treated on this contract for their most recent course of treatment. Figures in italics indicate the base number of FP17s or Patient Questionnaire responses are less than 100. N/A is shown where the base number of responses is less than 10 during the period. % is calculated as Quantity/Base number\*100

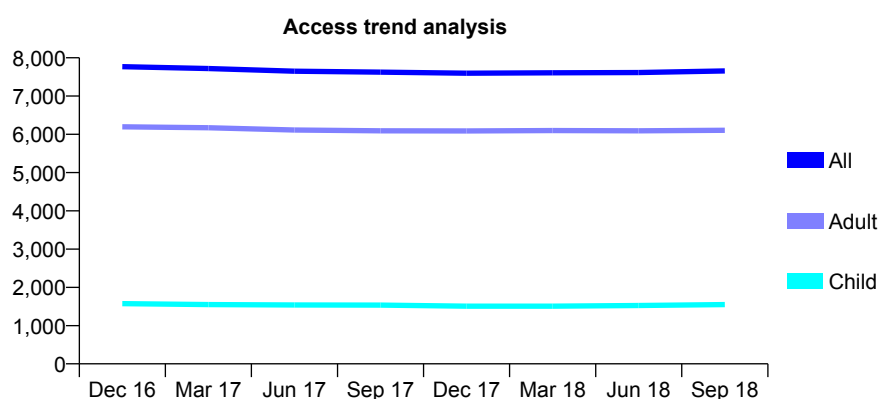
## Q66 - Vital Signs At a Glance Contract Report for 145866/0001 - September 2018

Name or company name	Cathedral House Partnership
Contract type name	GDS Contract
Purpose of contract	General
Contract start date	01/10/2014
Contract end date	

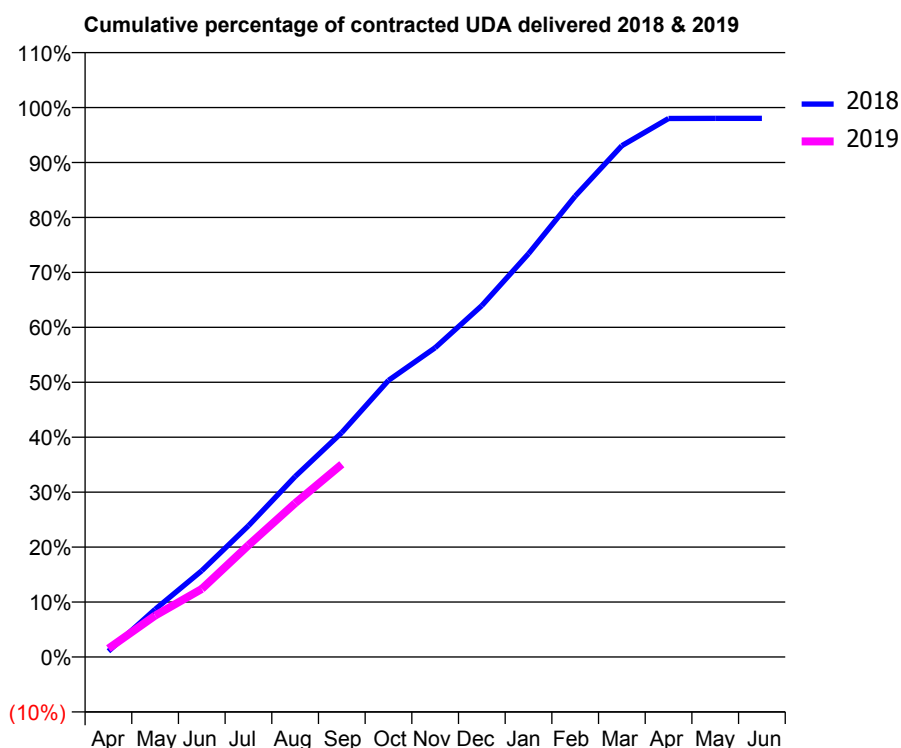
18/19 Contracted general activity (UDA)	31,751
Carry forward general activity (UDA)	546
18/19 Contracted orthodontic activity (UOA)	0
Carry forward orthodontic activity (UOA)	0
Baseline contract value	£827,998.21

### ACCESS\*

Patients seen in 24 months	Total	Change since previous quarter
Quarter ending September 2017	7,627	
Quarter ending December 2017	7,596	→
Quarter ending March 2018	7,607	→
Quarter ending June 2018	7,616	→
Quarter ending September 2018	7,656	→
<b>Variance since September 2017</b>	<b>0.4%</b>	<b>→</b>



### ACTIVITY



Adjusted Scheduled Activity (UDA)		
Month	2018	2019
April	290	492
May	2,409	2,389
June	4,359	3,933
July	6,633	6,464
August	9,116	8,885
September	11,336	11,134
October	13,970	
November	15,619	
December	17,745	
January	20,367	
February	23,277	
March	25,824	
April	27,194	
May	27,203	
June	27,205	

### QUALITY

	Quantity	Base Number	Contract	AT	Region	England
% of FP17s for the same patient ID Re-attending within 3 months - Children	74	1,219	6.1%	9.4%	11.1%	11.6%
% of FP17s for the same patient ID Re-attending within 3 months - Adults	685	4,653	14.7%	13.9%	15.3%	15.5%
% of FP17s for the same patient ID Re-attending between 3 & 9 months - Children	729	1,219	59.8%	59.4%	61.1%	58.8%
% of FP17s for the same patient ID Re-attending between 3 & 9 months - Adults	2,671	4,653	57.4%	50.4%	52.3%	51.1%
% of FP17s for Band 1 Urgent Courses	334	5,400	6.2%	10.0%	9.5%	9.0%
% of FP17s Relating to Free Repair or Replacements	29	5,400	0.5%	0.8%	0.7%	0.8%
% of FP17s Relating to Continuations	66	5,400	1.2%	1.0%	0.8%	0.9%
% of Patients satisfied with the dentistry they have received	10	11	90.9%	93.9%	93.6%	93.3%
% of Patients satisfied with the time they had to wait for an appointment	11	11	100.0%	85.6%	88.8%	88.9%

\* This is based on patients treated on this contract for their most recent course of treatment. Figures in italics indicate the base number of FP17s or Patient Questionnaire responses are less than 100. N/A is shown where the base number of responses is less than 10 during the period. % is calculated as Quantity/Base number\*100

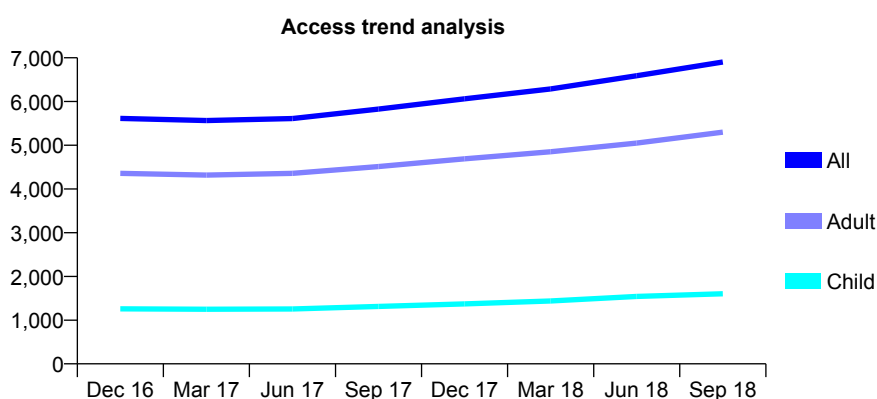
## Q66 - Vital Signs At a Glance Contract Report for 148334/0001 - September 2018

Name or company name	Cedar Hut Dental Limited
Contract type name	GDS Contract
Purpose of contract	General
Contract start date	30/04/2013
Contract end date	

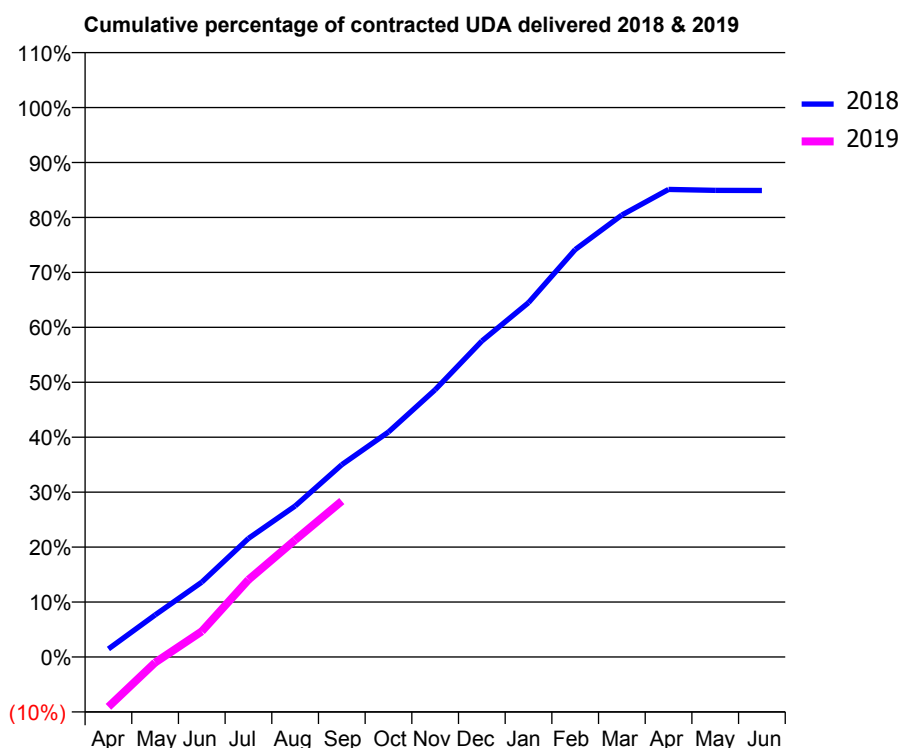
18/19 Contracted general activity (UDA)	22,045
Carry forward general activity (UDA)	3,132
18/19 Contracted orthodontic activity (UOA)	0
Carry forward orthodontic activity (UOA)	0
Baseline contract value	£511,853.79

### ACCESS\*

Patients seen in 24 months	Total	Change since previous quarter
Quarter ending September 2017	5,827	
Quarter ending December 2017	6,063	↑
Quarter ending March 2018	6,289	↑
Quarter ending June 2018	6,591	↑
Quarter ending September 2018	6,903	↑
<b>Variance since September 2017</b>	<b>18.5%</b>	<b>↑</b>



### ACTIVITY



Adjusted Scheduled Activity (UDA)		
Month	2018	2019
April	324	-2,004
May	1,689	-228
June	3,004	1,030
July	4,757	3,098
August	6,056	4,692
September	7,718	6,257
October	9,026	
November	10,721	
December	12,679	
January	14,216	
February	16,347	
March	17,730	
April	18,757	
May	18,721	
June	18,716	

### QUALITY

	Quantity	Base Number	Contract	AT	Region	England
% of FP17s for the same patient ID Re-attending within 3 months - Children	115	1,429	8.0%	9.4%	11.1%	11.6%
% of FP17s for the same patient ID Re-attending within 3 months - Adults	506	4,286	11.8%	13.9%	15.3%	15.5%
% of FP17s for the same patient ID Re-attending between 3 & 9 months - Children	914	1,429	64.0%	59.4%	61.1%	58.8%
% of FP17s for the same patient ID Re-attending between 3 & 9 months - Adults	2,592	4,286	60.5%	50.4%	52.3%	51.1%
% of FP17s for Band 1 Urgent Courses	378	4,825	7.8%	10.0%	9.5%	9.0%
% of FP17s Relating to Free Repair or Replacements	21	4,825	0.4%	0.8%	0.7%	0.8%
% of FP17s Relating to Continuations	10	4,825	0.2%	1.0%	0.8%	0.9%
% of Patients satisfied with the dentistry they have received	7	7	N/A	93.9%	93.6%	93.3%
% of Patients satisfied with the time they had to wait for an appointment	7	7	N/A	85.6%	88.8%	88.9%

\* This is based on patients treated on this contract for their most recent course of treatment. Figures in italics indicate the base number of FP17s or Patient Questionnaire responses are less than 100. N/A is shown where the base number of responses is less than 10 during the period. % is calculated as Quantity/Base number\*100

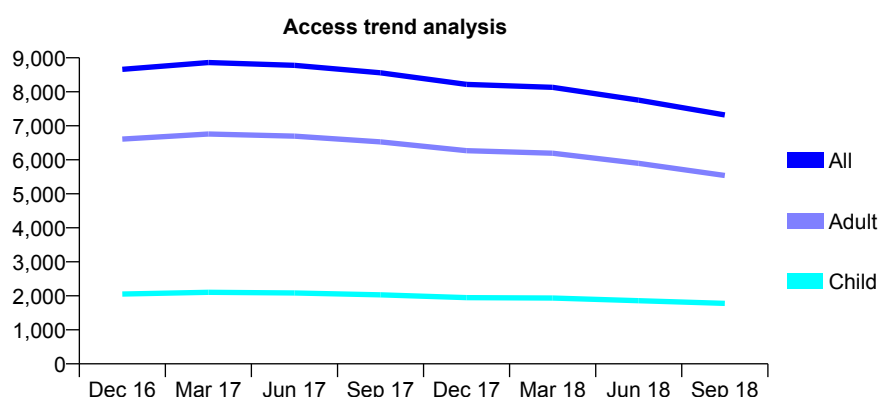
## Q66 - Vital Signs At a Glance Contract Report for 149756/0001 - September 2018

Name or company name	IDH 331 Ltd
Contract type name	GDS Contract
Purpose of contract	General
Contract start date	01/12/2008
Contract end date	

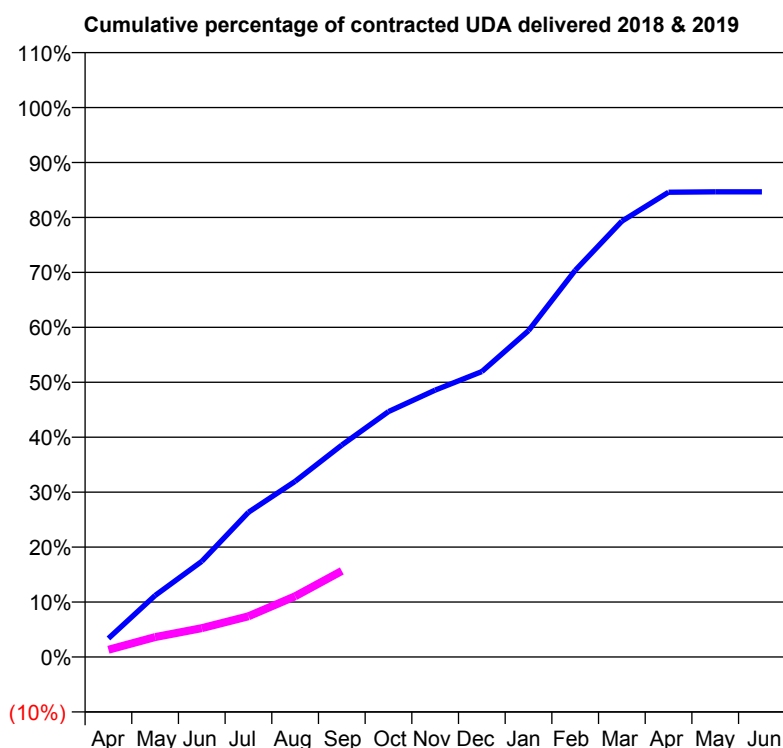
18/19 Contracted general activity (UDA)	25,452
Carry forward general activity (UDA)	0
18/19 Contracted orthodontic activity (UOA)	0
Carry forward orthodontic activity (UOA)	0
Baseline contract value	£672,460.39

### ACCESS\*

Patients seen in 24 months	Total	Change since previous quarter
Quarter ending September 2017	8,557	
Quarter ending December 2017	8,216	↓
Quarter ending March 2018	8,131	↓
Quarter ending June 2018	7,753	↓
Quarter ending September 2018	7,318	↓
<b>Variance since September 2017</b>	<b>(14.5%)</b>	<b>↓</b>



### ACTIVITY



Adjusted Scheduled Activity (UDA)		
Month	2018	2019
April	690	339
May	2,289	925
June	3,559	1,339
July	5,387	1,889
August	6,541	2,813
September	7,890	3,986
October	9,137	
November	9,934	
December	10,622	
January	12,145	
February	14,389	
March	16,223	
April	17,300	
May	17,311	
June	17,311	

### QUALITY

	Quantity	Base Number	Contract	AT	Region	England
% of FP17s for the same patient ID Re-attending within 3 months - Children	30	868	3.5%	9.4%	11.1%	11.6%
% of FP17s for the same patient ID Re-attending within 3 months - Adults	224	2,217	10.1%	13.9%	15.3%	15.5%
% of FP17s for the same patient ID Re-attending between 3 & 9 months - Children	509	868	58.6%	59.4%	61.1%	58.8%
% of FP17s for the same patient ID Re-attending between 3 & 9 months - Adults	1,124	2,217	50.7%	50.4%	52.3%	51.1%
% of FP17s for Band 1 Urgent Courses	511	2,558	20.0%	10.0%	9.5%	9.0%
% of FP17s Relating to Free Repair or Replacements	26	2,558	1.0%	0.8%	0.7%	0.8%
% of FP17s Relating to Continuations	18	2,558	0.7%	1.0%	0.8%	0.9%
% of Patients satisfied with the dentistry they have received	6	6	N/A	93.9%	93.6%	93.3%
% of Patients satisfied with the time they had to wait for an appointment	6	6	N/A	85.6%	88.8%	88.9%

\* This is based on patients treated on this contract for their most recent course of treatment. Figures in italics indicate the base number of FP17s or Patient Questionnaire responses are less than 100. N/A is shown where the base number of responses is less than 10 during the period. % is calculated as Quantity/Base number\*100

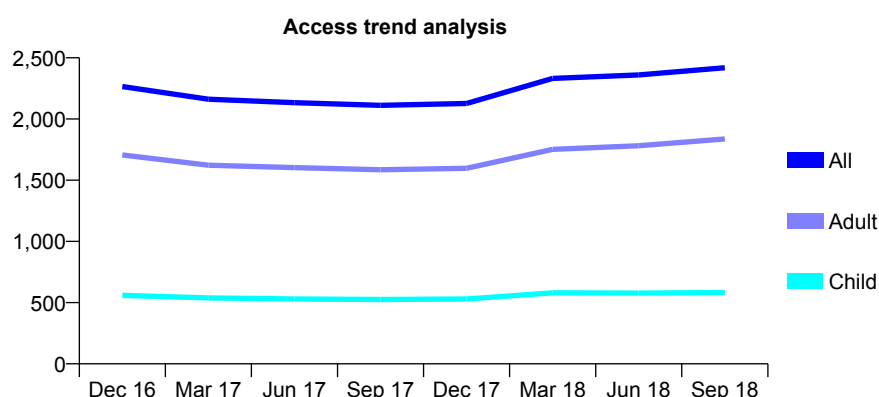
# Q66 - Vital Signs At a Glance Contract Report for 150088/0001 - September 2018

Name or company name	Ben Pearson Limited
Contract type name	GDS Contract
Purpose of contract	General
Contract start date	01/04/2010
Contract end date	

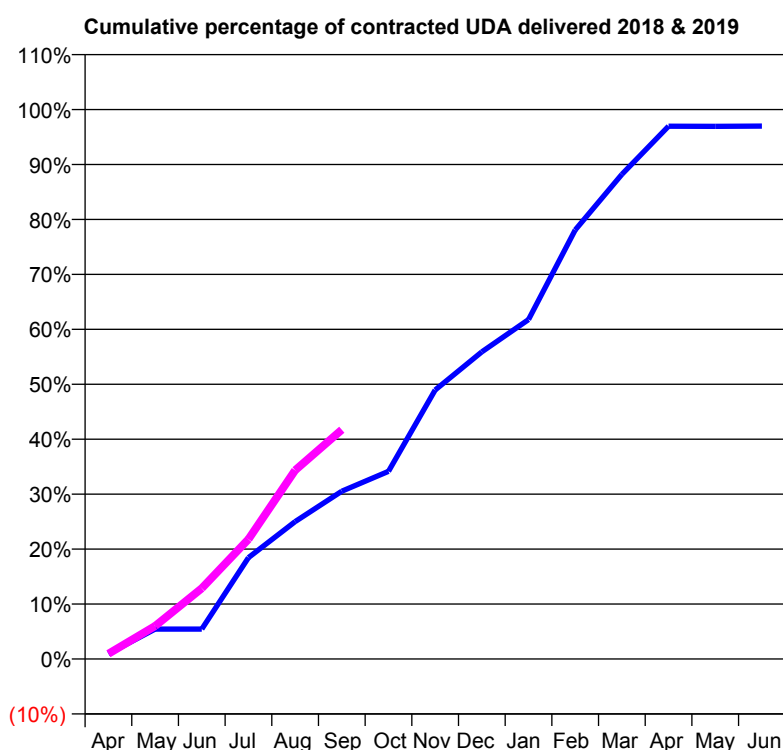
18/19 Contracted general activity (UDA)	6,422
Carry forward general activity (UDA)	193
18/19 Contracted orthodontic activity (UOA)	0
Carry forward orthodontic activity (UOA)	0
Baseline contract value	£221,056.02

## ACCESS\*

Patients seen in 24 months	Total	Change since previous quarter
Quarter ending September 2017	2,112	
Quarter ending December 2017	2,127	→
Quarter ending March 2018	2,332	↑
Quarter ending June 2018	2,360	→
Quarter ending September 2018	2,419	↑
<b>Variance since September 2017</b>	<b>14.5%</b>	<b>↑</b>



## ACTIVITY



Adjusted Scheduled Activity (UDA)		
Month	2018	2019
April	61	62
May	349	386
June	349	827
July	1,185	1,400
August	1,607	2,206
September	1,961	2,679
October	2,194	
November	3,144	
December	3,590	
January	3,967	
February	5,015	
March	5,664	
April	6,227	
May	6,226	
June	6,229	

## QUALITY

	Quantity	Base Number	Contract	AT	Region	England
% of FP17s for the same patient ID Re-attending within 3 months - Children	39	520	7.5%	9.4%	11.1%	11.6%
% of FP17s for the same patient ID Re-attending within 3 months - Adults	167	1,287	13.0%	13.9%	15.3%	15.5%
% of FP17s for the same patient ID Re-attending between 3 & 9 months - Children	312	520	60.0%	59.4%	61.1%	58.8%
% of FP17s for the same patient ID Re-attending between 3 & 9 months - Adults	570	1,287	44.3%	50.4%	52.3%	51.1%
% of FP17s for Band 1 Urgent Courses	66	1,590	4.2%	10.0%	9.5%	9.0%
% of FP17s Relating to Free Repair or Replacements	15	1,590	0.9%	0.8%	0.7%	0.8%
% of FP17s Relating to Continuations	19	1,590	1.2%	1.0%	0.8%	0.9%
% of Patients satisfied with the dentistry they have received	1	2	N/A	93.9%	93.6%	93.3%
% of Patients satisfied with the time they had to wait for an appointment	1	2	N/A	85.6%	88.8%	88.9%

\* This is based on patients treated on this contract for their most recent course of treatment. Figures in italics indicate the base number of FP17s or Patient Questionnaire responses are less than 100. N/A is shown where the base number of responses is less than 10 during the period. % is calculated as Quantity/Base number\*100

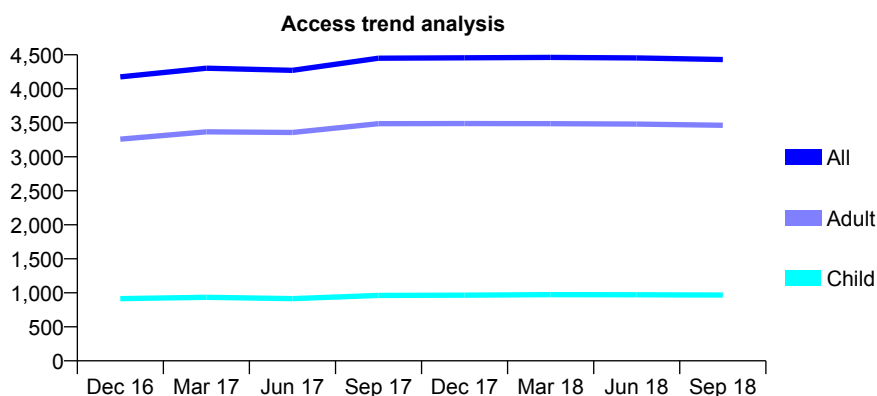
## Q66 - Vital Signs At a Glance Contract Report for 150940/0001 - September 2018

Name or company name	Salisbury Villa Ltd
Contract type name	GDS Contract
Purpose of contract	General
Contract start date	03/12/2007
Contract end date	

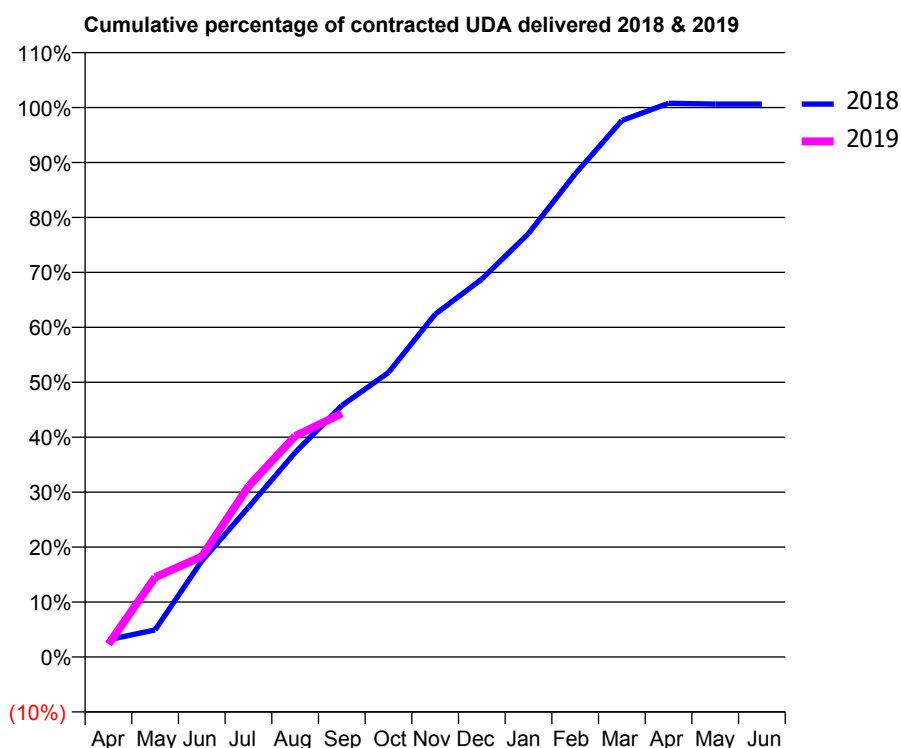
18/19 Contracted general activity (UDA)	9,000
Carry forward general activity (UDA)	-120
18/19 Contracted orthodontic activity (UOA)	0
Carry forward orthodontic activity (UOA)	0
Baseline contract value	£229,203.16

### ACCESS\*

Patients seen in 24 months	Total	Change since previous quarter
Quarter ending September 2017	4,450	
Quarter ending December 2017	4,456	→
Quarter ending March 2018	4,461	→
Quarter ending June 2018	4,454	→
Quarter ending September 2018	4,431	→
<b>Variance since September 2017</b>	<b>(0.4%)</b>	<b>→</b>



### ACTIVITY



Adjusted Scheduled Activity (UDA)		
Month	2018	2019
April	283	211
May	444	1,308
June	1,574	1,645
July	2,451	2,796
August	3,348	3,621
September	4,117	3,988
October	4,660	
November	5,613	
December	6,191	
January	6,938	
February	7,912	
March	8,787	
April	9,068	
May	9,056	
June	9,056	

### QUALITY

	Quantity	Base Number	Contract	AT	Region	England
% of FP17s for the same patient ID Re-attending within 3 months - Children	71	757	9.4%	9.4%	11.1%	11.6%
% of FP17s for the same patient ID Re-attending within 3 months - Adults	367	2,402	15.3%	13.9%	15.3%	15.5%
% of FP17s for the same patient ID Re-attending between 3 & 9 months - Children	480	757	63.4%	59.4%	61.1%	58.8%
% of FP17s for the same patient ID Re-attending between 3 & 9 months - Adults	1,400	2,402	58.3%	50.4%	52.3%	51.1%
% of FP17s for Band 1 Urgent Courses	357	2,478	14.4%	10.0%	9.5%	9.0%
% of FP17s Relating to Free Repair or Replacements	16	2,478	0.6%	0.8%	0.7%	0.8%
% of FP17s Relating to Continuations	21	2,478	0.8%	1.0%	0.8%	0.9%
% of Patients satisfied with the dentistry they have received	0	0	N/A	93.9%	93.6%	93.3%
% of Patients satisfied with the time they had to wait for an appointment	0	0	N/A	85.6%	88.8%	88.9%

\* This is based on patients treated on this contract for their most recent course of treatment. Figures in italics indicate the base number of FP17s or Patient Questionnaire responses are less than 100. N/A is shown where the base number of responses is less than 10 during the period. % is calculated as Quantity/Base number\*100

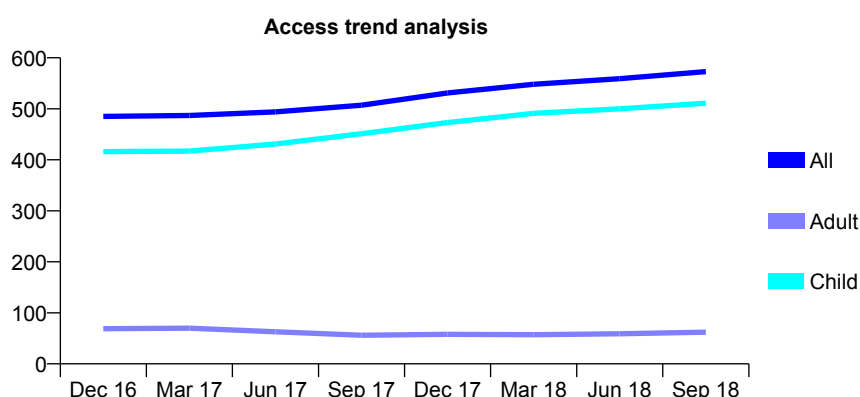
# Q66 - Vital Signs At a Glance Contract Report for 151149/0001 - September 2018

Name or company name	B & M Dental Care Ltd
Contract type name	GDS Contract
Purpose of contract	General
Contract start date	01/11/2013
Contract end date	

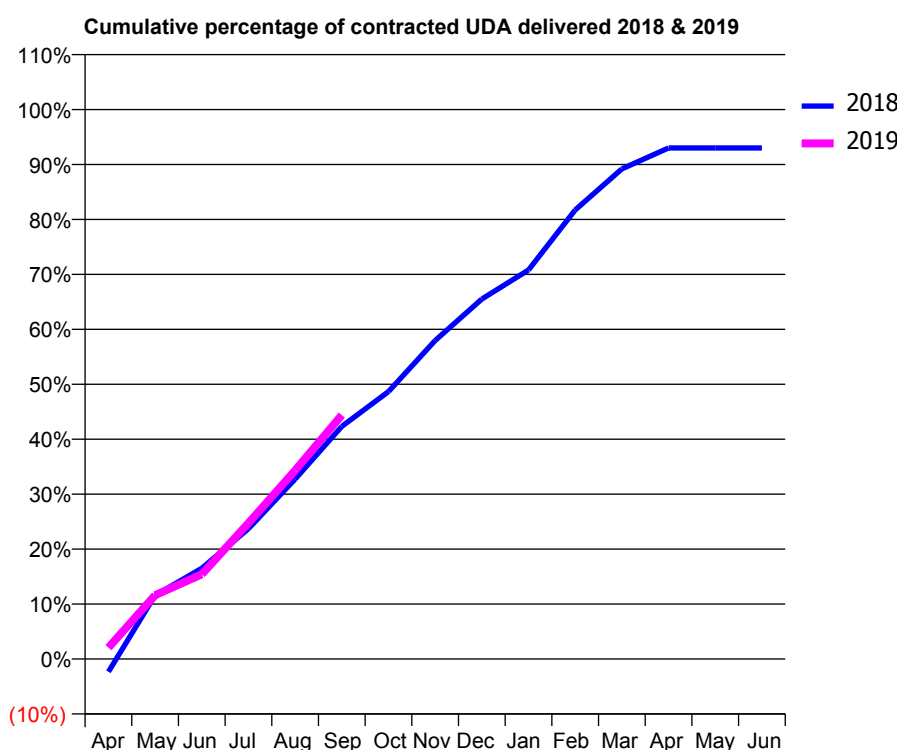
18/19 Contracted general activity (UDA)	1,154
Carry forward general activity (UDA)	0
18/19 Contracted orthodontic activity (UOA)	0
Carry forward orthodontic activity (UOA)	0
Baseline contract value	£27,526.53

## ACCESS\*

Patients seen in 24 months	Total	Change since previous quarter
Quarter ending September 2017	507	
Quarter ending December 2017	531	↑
Quarter ending March 2018	548	↑
Quarter ending June 2018	559	↑
Quarter ending September 2018	573	↑
<b>Variance since September 2017</b>	<b>13.0%</b>	<b>↑</b>



## ACTIVITY



Adjusted Scheduled Activity (UDA)		
Month	2018	2019
April	-27	24
May	134	134
June	191	178
July	274	286
August	378	396
September	488	512
October	562	
November	669	
December	756	
January	817	
February	943	
March	1,029	
April	1,073	
May	1,073	
June	1,073	

## QUALITY

	Quantity	Base Number	Contract	AT	Region	England
% of FP17s for the same patient ID Re-attending within 3 months - Children	17	382	4.5%	9.4%	11.1%	11.6%
% of FP17s for the same patient ID Re-attending within 3 months - Adults	0	10	0.0%	13.9%	15.3%	15.5%
% of FP17s for the same patient ID Re-attending between 3 & 9 months - Children	245	382	64.1%	59.4%	61.1%	58.8%
% of FP17s for the same patient ID Re-attending between 3 & 9 months - Adults	8	10	80.0%	50.4%	52.3%	51.1%
% of FP17s for Band 1 Urgent Courses	6	355	1.7%	10.0%	9.5%	9.0%
% of FP17s Relating to Free Repair or Replacements	0	355	0.0%	0.8%	0.7%	0.8%
% of FP17s Relating to Continuations	0	355	0.0%	1.0%	0.8%	0.9%
% of Patients satisfied with the dentistry they have received	0	0	N/A	93.9%	93.6%	93.3%
% of Patients satisfied with the time they had to wait for an appointment	0	0	N/A	85.6%	88.8%	88.9%

\* This is based on patients treated on this contract for their most recent course of treatment. Figures in italics indicate the base number of FP17s or Patient Questionnaire responses are less than 100. N/A is shown where the base number of responses is less than 10 during the period. % is calculated as Quantity/Base number\*100



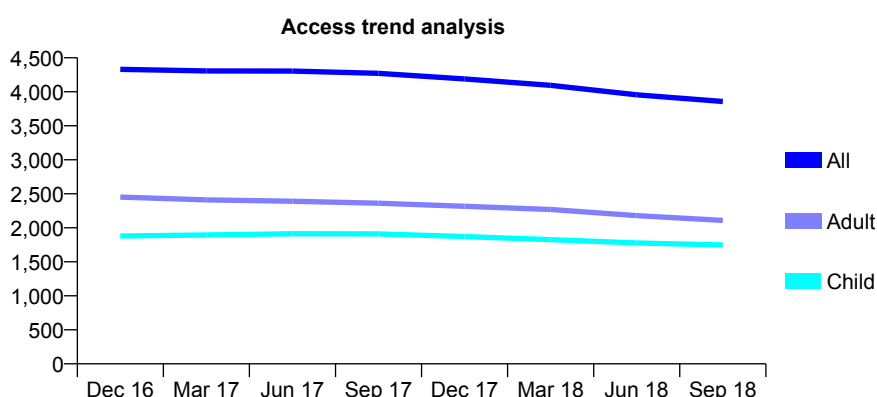
# Q66 - Vital Signs At a Glance Contract Report for 153001/0001 - September 2018

Name or company name	Gentle Dental UK Ltd
Contract type name	GDS Contract
Purpose of contract	General
Contract start date	01/12/2007
Contract end date	

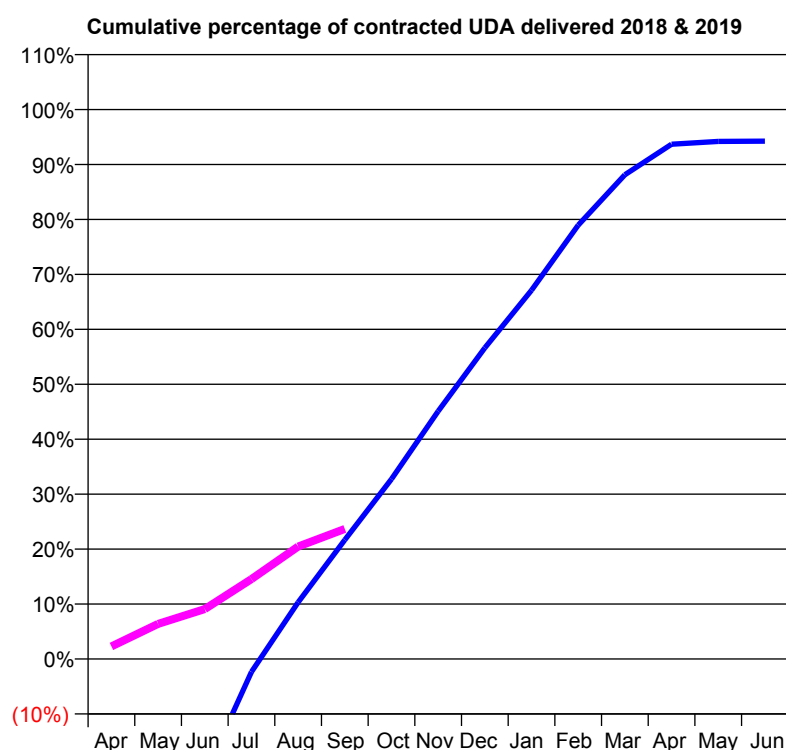
18/19 Contracted general activity (UDA)	14,673
Carry forward general activity (UDA)	0
18/19 Contracted orthodontic activity (UOA)	0
Carry forward orthodontic activity (UOA)	0
Baseline contract value	£388,651.33

## ACCESS\*

Patients seen in 24 months	Total	Change since previous quarter
Quarter ending September 2017	4,272	
Quarter ending December 2017	4,189	↓
Quarter ending March 2018	4,096	↓
Quarter ending June 2018	3,956	↓
Quarter ending September 2018	3,857	↓
<b>Variance since September 2017</b>	<b>(9.7%)</b>	<b>↓</b>



## ACTIVITY



Adjusted Scheduled Activity (UDA)		
Month	2018	2019
April	-2,992	336
May	-2,189	937
June	-1,429	1,332
July	-160	2,136
August	697	3,004
September	1,462	3,474
October	2,209	
November	3,044	
December	3,822	
January	4,529	
February	5,327	
March	5,947	
April	6,321	
May	6,356	
June	6,359	

## QUALITY

	Quantity	Base Number	Contract	AT	Region	England
% of FP17s for the same patient ID Re-attending within 3 months - Children	101	1,352	7.5%	9.4%	11.1%	11.6%
% of FP17s for the same patient ID Re-attending within 3 months - Adults	176	1,453	12.1%	13.9%	15.3%	15.5%
% of FP17s for the same patient ID Re-attending between 3 & 9 months - Children	921	1,352	68.1%	59.4%	61.1%	58.8%
% of FP17s for the same patient ID Re-attending between 3 & 9 months - Adults	1,022	1,453	70.3%	50.4%	52.3%	51.1%
% of FP17s for Band 1 Urgent Courses	78	1,947	4.0%	10.0%	9.5%	9.0%
% of FP17s Relating to Free Repair or Replacements	0	1,947	0.0%	0.8%	0.7%	0.8%
% of FP17s Relating to Continuations	7	1,947	0.4%	1.0%	0.8%	0.9%
% of Patients satisfied with the dentistry they have received	7	7	N/A	93.9%	93.6%	93.3%
% of Patients satisfied with the time they had to wait for an appointment	5	7	N/A	85.6%	88.8%	88.9%

\* This is based on patients treated on this contract for their most recent course of treatment. Figures in italics indicate the base number of FP17s or Patient Questionnaire responses are less than 100. N/A is shown where the base number of responses is less than 10 during the period. % is calculated as Quantity/Base number\*100

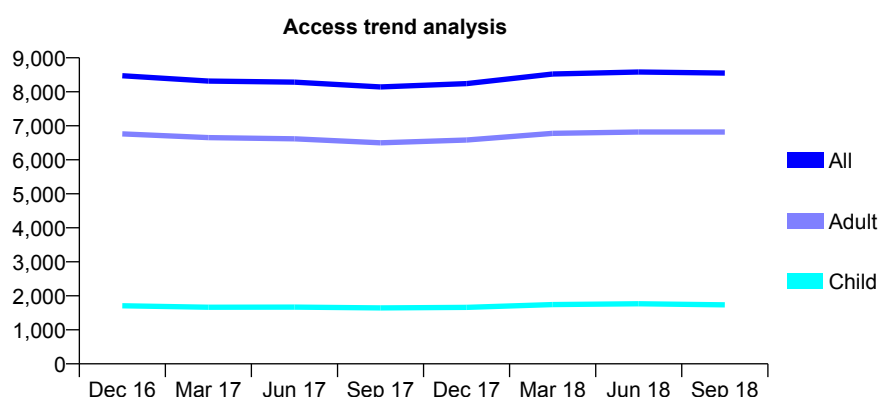
# Q66 - Vital Signs At a Glance Contract Report for 157260/0001 - September 2018

Name or company name	Dart Vale Dental Care Ltd
Contract type name	GDS Contract
Purpose of contract	General
Contract start date	01/10/2008
Contract end date	

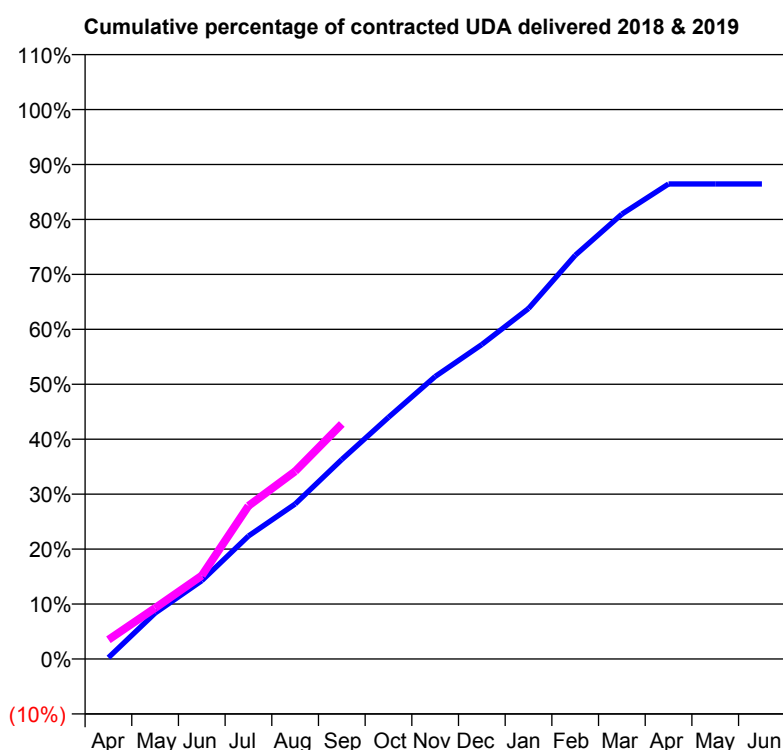
18/19 Contracted general activity (UDA)	25,500
Carry forward general activity (UDA)	0
18/19 Contracted orthodontic activity (UOA)	0
Carry forward orthodontic activity (UOA)	0
Baseline contract value	£640,660.83

## ACCESS\*

Patients seen in 24 months	Total	Change since previous quarter
Quarter ending September 2017	8,144	
Quarter ending December 2017	8,243	→
Quarter ending March 2018	8,525	↑
Quarter ending June 2018	8,584	→
Quarter ending September 2018	8,552	→
<b>Variance since September 2017</b>	<b>5.0%</b>	<b>↑</b>



## ACTIVITY



Adjusted Scheduled Activity (UDA)		
Month	2018	2019
April	67	891
May	2,131	2,367
June	3,638	3,873
July	5,707	7,106
August	7,196	8,708
September	9,258	10,906
October	11,215	
November	13,108	
December	14,594	
January	16,264	
February	18,733	
March	20,649	
April	22,042	
May	22,043	
June	22,043	

## QUALITY

	Quantity	Base Number	Contract	AT	Region	England
% of FP17s for the same patient ID Re-attending within 3 months - Children	84	1,325	6.3%	9.4%	11.1%	11.6%
% of FP17s for the same patient ID Re-attending within 3 months - Adults	729	5,114	14.3%	13.9%	15.3%	15.5%
% of FP17s for the same patient ID Re-attending between 3 & 9 months - Children	863	1,325	65.1%	59.4%	61.1%	58.8%
% of FP17s for the same patient ID Re-attending between 3 & 9 months - Adults	2,882	5,114	56.4%	50.4%	52.3%	51.1%
% of FP17s for Band 1 Urgent Courses	617	5,837	10.6%	10.0%	9.5%	9.0%
% of FP17s Relating to Free Repair or Replacements	73	5,837	1.3%	0.8%	0.7%	0.8%
% of FP17s Relating to Continuations	72	5,837	1.2%	1.0%	0.8%	0.9%
% of Patients satisfied with the dentistry they have received	3	5	N/A	93.9%	93.6%	93.3%
% of Patients satisfied with the time they had to wait for an appointment	5	5	N/A	85.6%	88.8%	88.9%

\* This is based on patients treated on this contract for their most recent course of treatment. Figures in italics indicate the base number of FP17s or Patient Questionnaire responses are less than 100. N/A is shown where the base number of responses is less than 10 during the period. % is calculated as Quantity/Base number\*100

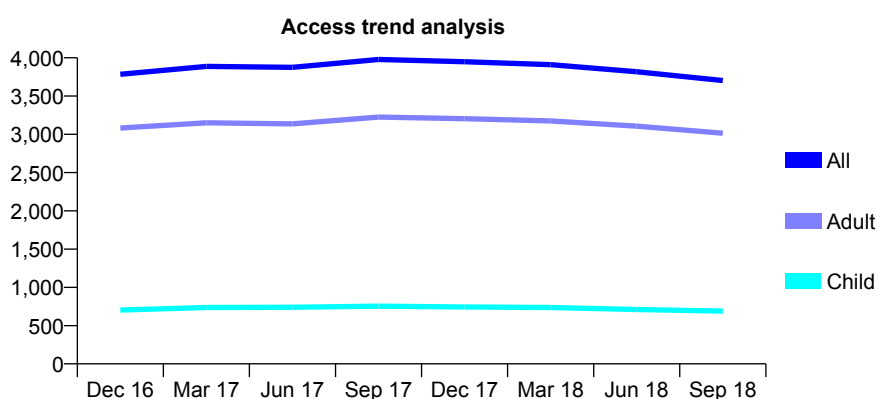
## Q66 - Vital Signs At a Glance Contract Report for 159298/0001 - September 2018

Name or company name	DP Shipsey & AMA Shipsey
Contract type name	GDS Contract
Purpose of contract	General
Contract start date	01/04/2012
Contract end date	

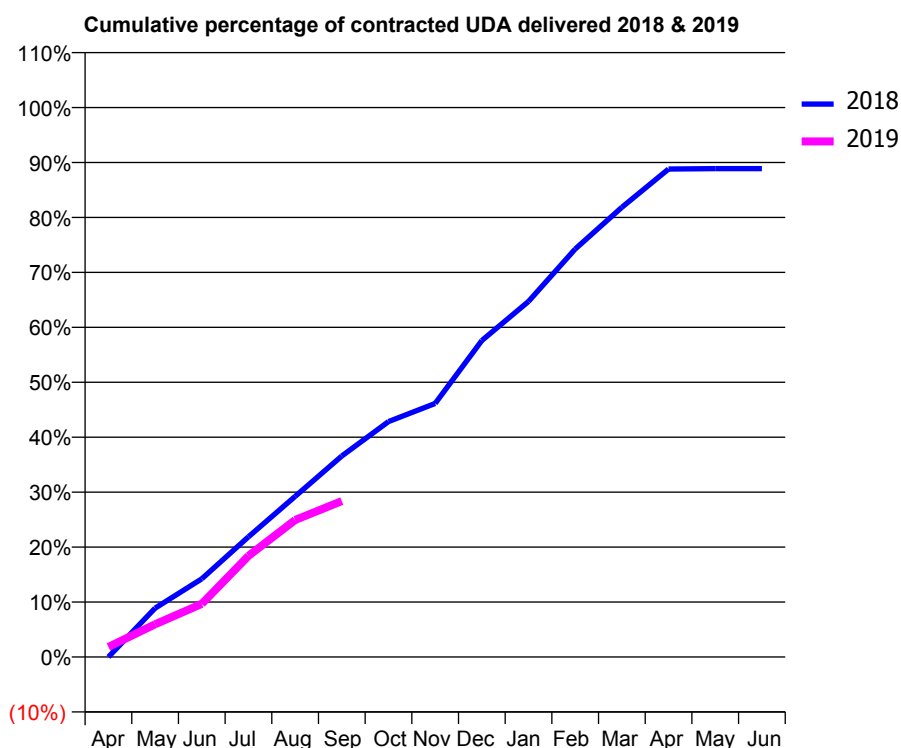
18/19 Contracted general activity (UDA)	15,500
Carry forward general activity (UDA)	0
18/19 Contracted orthodontic activity (UOA)	0
Carry forward orthodontic activity (UOA)	0
Baseline contract value	£412,236.12

### ACCESS\*

Patients seen in 24 months	Total	Change since previous quarter
Quarter ending September 2017	3,979	
Quarter ending December 2017	3,949	→
Quarter ending March 2018	3,911	→
Quarter ending June 2018	3,817	↓
Quarter ending September 2018	3,703	↓
<b>Variance since September 2017</b>	<b>(6.9%)</b>	<b>↓</b>



### ACTIVITY



Adjusted Scheduled Activity (UDA)		
Month	2018	2019
April	0	286
May	1,377	923
June	2,205	1,500
July	3,390	2,854
August	4,529	3,865
September	5,671	4,400
October	6,642	
November	7,152	
December	8,927	
January	10,031	
February	11,507	
March	12,685	
April	13,763	
May	13,777	
June	13,777	

### QUALITY

	Quantity	Base Number	Contract	AT	Region	England
% of FP17s for the same patient ID Re-attending within 3 months - Children	28	440	6.4%	9.4%	11.1%	11.6%
% of FP17s for the same patient ID Re-attending within 3 months - Adults	270	1,963	13.8%	13.9%	15.3%	15.5%
% of FP17s for the same patient ID Re-attending between 3 & 9 months - Children	292	440	66.4%	59.4%	61.1%	58.8%
% of FP17s for the same patient ID Re-attending between 3 & 9 months - Adults	1,277	1,963	65.1%	50.4%	52.3%	51.1%
% of FP17s for Band 1 Urgent Courses	169	2,094	8.1%	10.0%	9.5%	9.0%
% of FP17s Relating to Free Repair or Replacements	33	2,094	1.6%	0.8%	0.7%	0.8%
% of FP17s Relating to Continuations	45	2,094	2.1%	1.0%	0.8%	0.9%
% of Patients satisfied with the dentistry they have received	4	4	N/A	93.9%	93.6%	93.3%
% of Patients satisfied with the time they had to wait for an appointment	2	4	N/A	85.6%	88.8%	88.9%

\* This is based on patients treated on this contract for their most recent course of treatment. Figures in italics indicate the base number of FP17s or Patient Questionnaire responses are less than 100. N/A is shown where the base number of responses is less than 10 during the period. % is calculated as Quantity/Base number\*100

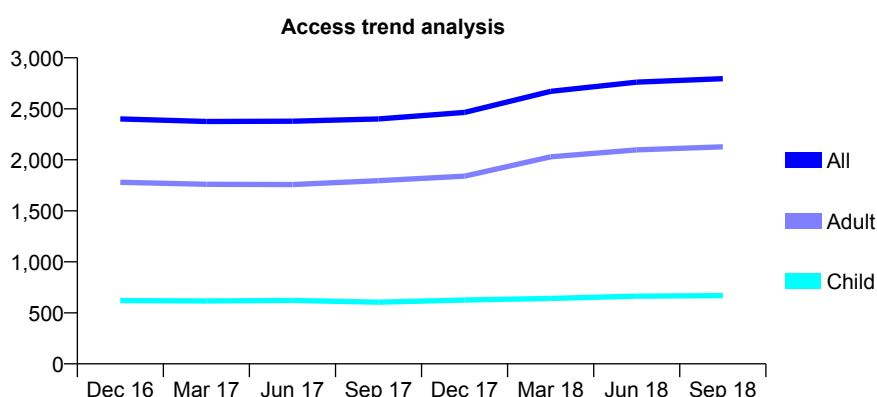
## Q66 - Vital Signs At a Glance Contract Report for 159913/0001 - September 2018

Name or company name	Ingleby Dental Practice Limited
Contract type name	GDS Contract
Purpose of contract	General
Contract start date	01/05/2012
Contract end date	

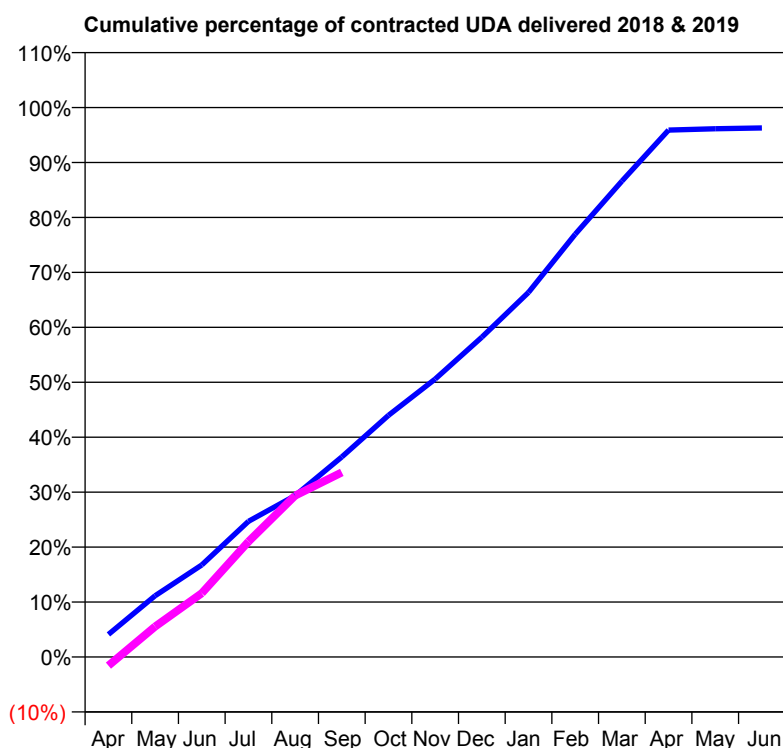
18/19 Contracted general activity (UDA)	8,029
Carry forward general activity (UDA)	298
18/19 Contracted orthodontic activity (UOA)	0
Carry forward orthodontic activity (UOA)	0
Baseline contract value	£217,071.93

### ACCESS\*

Patients seen in 24 months	Total	Change since previous quarter
Quarter ending September 2017	2,400	
Quarter ending December 2017	2,465	↑
Quarter ending March 2018	2,671	↑
Quarter ending June 2018	2,762	↑
Quarter ending September 2018	2,795	→
<b>Variance since September 2017</b>	<b>16.5%</b>	<b>↑</b>



### ACTIVITY



Adjusted Scheduled Activity (UDA)		
Month	2018	2019
April	330	-127
May	895	446
June	1,346	933
July	1,982	1,686
August	2,359	2,358
September	2,923	2,698
October	3,531	
November	4,062	
December	4,674	
January	5,328	
February	6,177	
March	6,952	
April	7,700	
May	7,719	
June	7,731	

### QUALITY

	Quantity	Base Number	Contract	AT	Region	England
% of FP17s for the same patient ID Re-attending within 3 months - Children	23	541	4.3%	9.4%	11.1%	11.6%
% of FP17s for the same patient ID Re-attending within 3 months - Adults	119	1,441	8.3%	13.9%	15.3%	15.5%
% of FP17s for the same patient ID Re-attending between 3 & 9 months - Children	360	541	66.5%	59.4%	61.1%	58.8%
% of FP17s for the same patient ID Re-attending between 3 & 9 months - Adults	840	1,441	58.3%	50.4%	52.3%	51.1%
% of FP17s for Band 1 Urgent Courses	63	1,691	3.7%	10.0%	9.5%	9.0%
% of FP17s Relating to Free Repair or Replacements	7	1,691	0.4%	0.8%	0.7%	0.8%
% of FP17s Relating to Continuations	15	1,691	0.9%	1.0%	0.8%	0.9%
% of Patients satisfied with the dentistry they have received	7	7	N/A	93.9%	93.6%	93.3%
% of Patients satisfied with the time they had to wait for an appointment	6	7	N/A	85.6%	88.8%	88.9%

\* This is based on patients treated on this contract for their most recent course of treatment. Figures in italics indicate the base number of FP17s or Patient Questionnaire responses are less than 100. N/A is shown where the base number of responses is less than 10 during the period. % is calculated as Quantity/Base number\*100

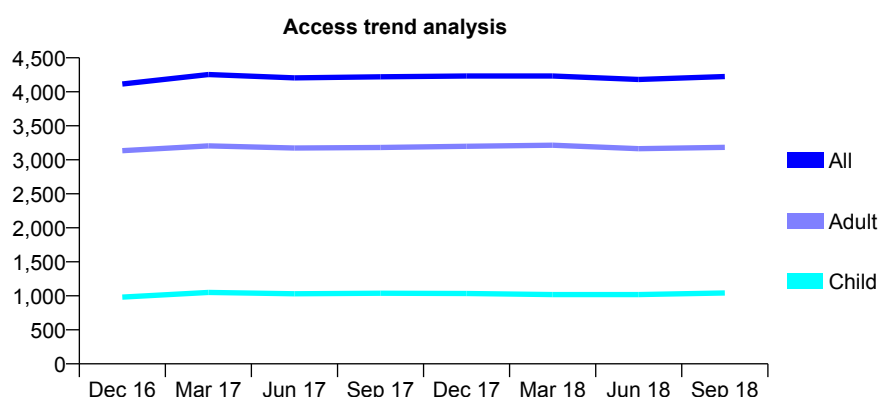
# Q66 - Vital Signs At a Glance Contract Report for 160555/0001 - September 2018

Name or company name	Marlborough Dental Centre Partnership
Contract type name	GDS Contract
Purpose of contract	General
Contract start date	01/01/2015
Contract end date	

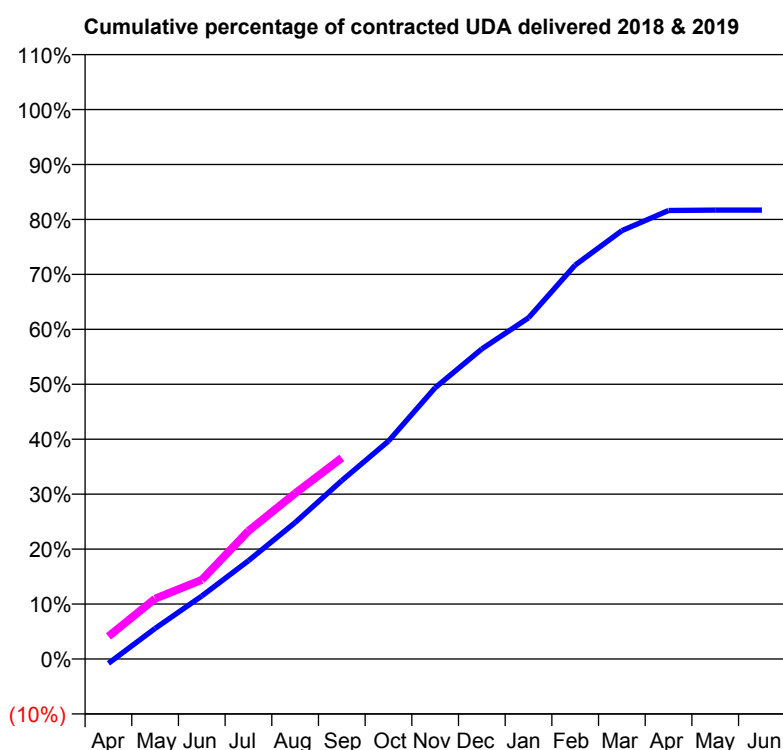
18/19 Contracted general activity (UDA)	13,361
Carry forward general activity (UDA)	0
18/19 Contracted orthodontic activity (UOA)	0
Carry forward orthodontic activity (UOA)	0
Baseline contract value	£348,594.40

## ACCESS\*

Patients seen in 24 months	Total	Change since previous quarter
Quarter ending September 2017	4,221	
Quarter ending December 2017	4,233	→
Quarter ending March 2018	4,233	→
Quarter ending June 2018	4,182	↓
Quarter ending September 2018	4,225	→
<b>Variance since September 2017</b>	<b>0.1%</b>	<b>→</b>



## ACTIVITY



Adjusted Scheduled Activity (UDA)		
Month	2018	2019
April	-108	549
May	743	1,468
June	1,531	1,926
July	2,391	3,114
August	3,319	4,028
September	4,339	4,890
October	5,299	
November	6,596	
December	7,540	
January	8,296	
February	9,580	
March	10,415	
April	10,907	
May	10,915	
June	10,915	

## QUALITY

	Quantity	Base Number	Contract	AT	Region	England
% of FP17s for the same patient ID Re-attending within 3 months - Children	81	852	9.5%	9.4%	11.1%	11.6%
% of FP17s for the same patient ID Re-attending within 3 months - Adults	277	2,103	13.2%	13.9%	15.3%	15.5%
% of FP17s for the same patient ID Re-attending between 3 & 9 months - Children	523	852	61.4%	59.4%	61.1%	58.8%
% of FP17s for the same patient ID Re-attending between 3 & 9 months - Adults	1,095	2,103	52.1%	50.4%	52.3%	51.1%
% of FP17s for Band 1 Urgent Courses	271	2,728	9.9%	10.0%	9.5%	9.0%
% of FP17s Relating to Free Repair or Replacements	42	2,728	1.5%	0.8%	0.7%	0.8%
% of FP17s Relating to Continuations	19	2,728	0.7%	1.0%	0.8%	0.9%
% of Patients satisfied with the dentistry they have received	2	2	N/A	93.9%	93.6%	93.3%
% of Patients satisfied with the time they had to wait for an appointment	1	2	N/A	85.6%	88.8%	88.9%

\* This is based on patients treated on this contract for their most recent course of treatment. Figures in italics indicate the base number of FP17s or Patient Questionnaire responses are less than 100. N/A is shown where the base number of responses is less than 10 during the period. % is calculated as Quantity/Base number\*100

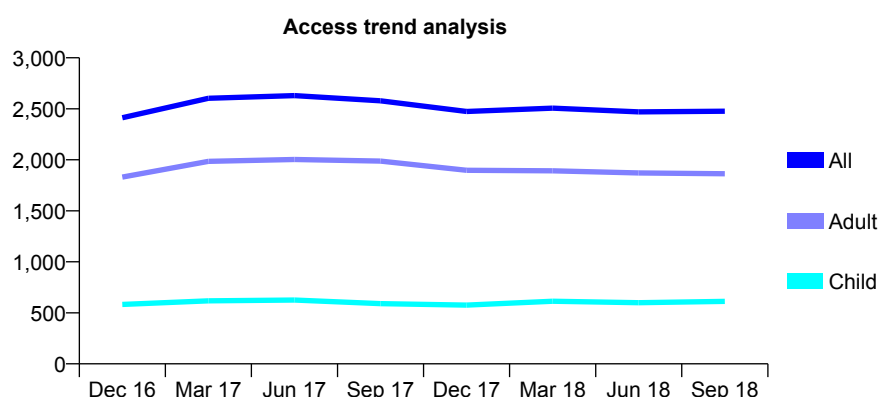
# Q66 - Vital Signs At a Glance Contract Report for 160555/0002 - September 2018

Name or company name	Marlborough Dental Centre Partnership
Contract type name	GDS Contract
Purpose of contract	General
Contract start date	01/01/2015
Contract end date	

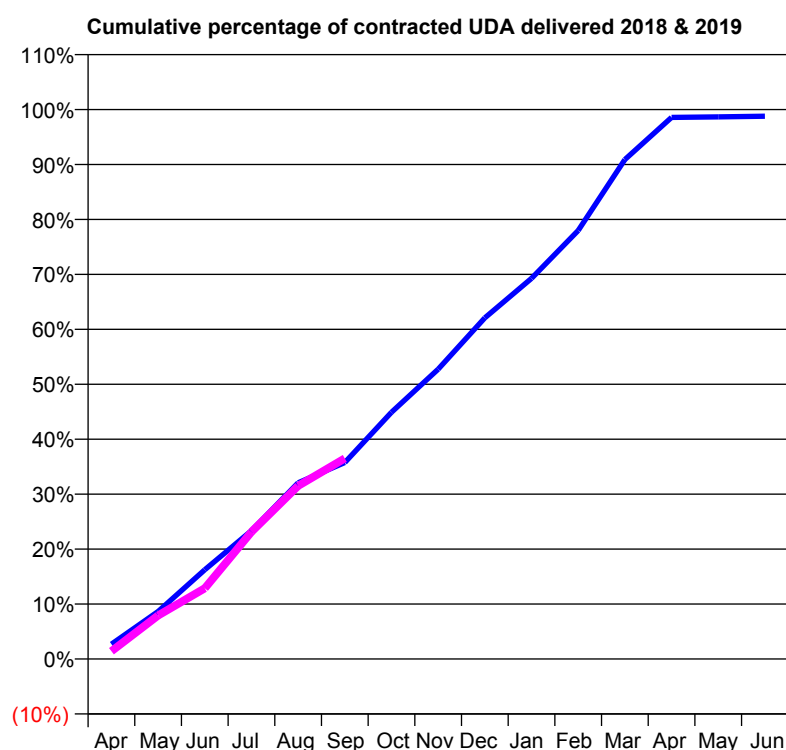
18/19 Contracted general activity (UDA)	7,561
Carry forward general activity (UDA)	93
18/19 Contracted orthodontic activity (UOA)	0
Carry forward orthodontic activity (UOA)	0
Baseline contract value	£203,984.34

## ACCESS\*

Patients seen in 24 months	Total	Change since previous quarter
Quarter ending September 2017	2,578	
Quarter ending December 2017	2,474	↓
Quarter ending March 2018	2,506	→
Quarter ending June 2018	2,470	↓
Quarter ending September 2018	2,477	→
<b>Variance since September 2017</b>	<b>(3.9%)</b>	<b>↓</b>



## ACTIVITY



Adjusted Scheduled Activity (UDA)		
Month	2018	2019
April	205	107
May	654	599
June	1,228	974
July	1,766	1,749
August	2,424	2,382
September	2,703	2,761
October	3,396	
November	3,988	
December	4,694	
January	5,237	
February	5,896	
March	6,872	
April	7,452	
May	7,459	
June	7,468	

## QUALITY

	Quantity	Base Number	Contract	AT	Region	England
% of FP17s for the same patient ID Re-attending within 3 months - Children	27	387	7.0%	9.4%	11.1%	11.6%
% of FP17s for the same patient ID Re-attending within 3 months - Adults	163	1,134	14.4%	13.9%	15.3%	15.5%
% of FP17s for the same patient ID Re-attending between 3 & 9 months - Children	230	387	59.4%	59.4%	61.1%	58.8%
% of FP17s for the same patient ID Re-attending between 3 & 9 months - Adults	509	1,134	44.9%	50.4%	52.3%	51.1%
% of FP17s for Band 1 Urgent Courses	120	1,279	9.4%	10.0%	9.5%	9.0%
% of FP17s Relating to Free Repair or Replacements	6	1,279	0.5%	0.8%	0.7%	0.8%
% of FP17s Relating to Continuations	12	1,279	0.9%	1.0%	0.8%	0.9%
% of Patients satisfied with the dentistry they have received	2	2	N/A	93.9%	93.6%	93.3%
% of Patients satisfied with the time they had to wait for an appointment	1	2	N/A	85.6%	88.8%	88.9%

\* This is based on patients treated on this contract for their most recent course of treatment. Figures in italics indicate the base number of FP17s or Patient Questionnaire responses are less than 100. N/A is shown where the base number of responses is less than 10 during the period. % is calculated as Quantity/Base number\*100

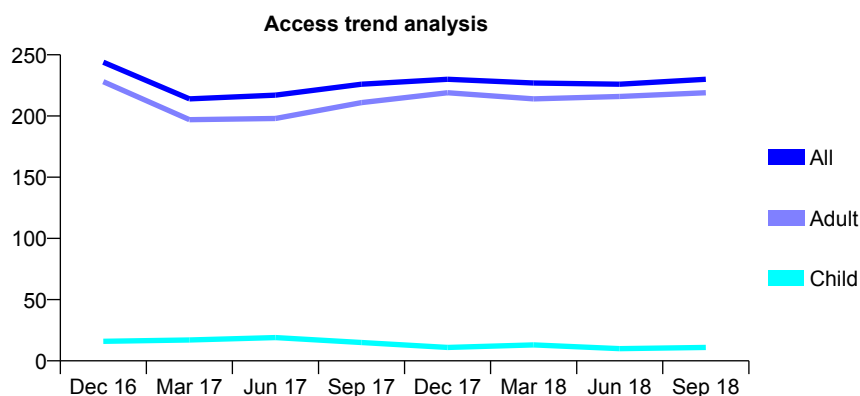
## Q66 - Vital Signs At a Glance Contract Report for 160555/0003 - September 2018

Name or company name	Marlborough Dental Centre Partnership
Contract type name	GDS Contract
Purpose of contract	General
Contract start date	01/01/2015
Contract end date	

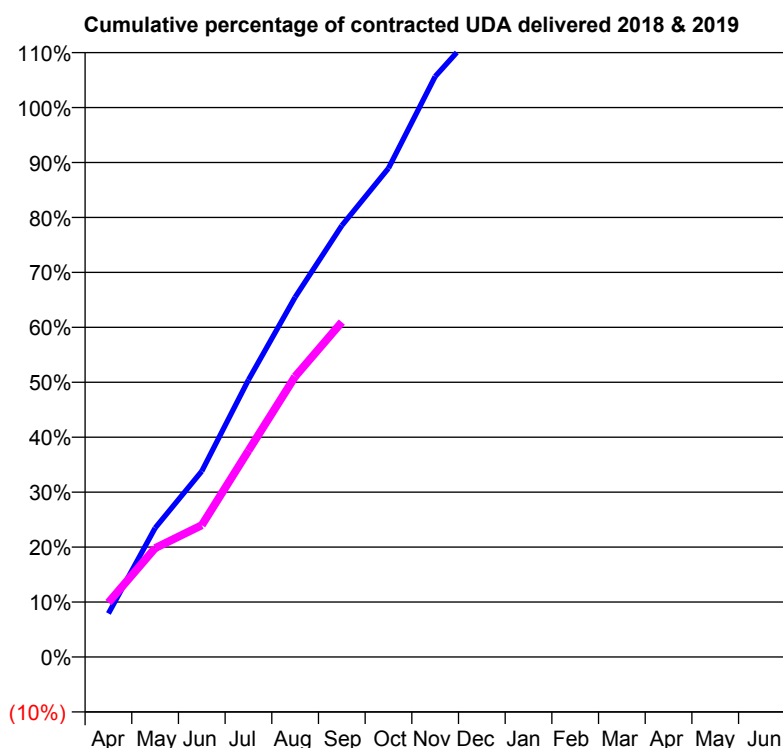
18/19 Contracted general activity (UDA)	230
Carry forward general activity (UDA)	0
18/19 Contracted orthodontic activity (UOA)	0
Carry forward orthodontic activity (UOA)	0
Baseline contract value	£30,849.34

### ACCESS\*

Patients seen in 24 months	Total	Change since previous quarter
Quarter ending September 2017	226	
Quarter ending December 2017	230	→
Quarter ending March 2018	227	↓
Quarter ending June 2018	226	→
Quarter ending September 2018	230	→
<b>Variance since September 2017</b>	<b>1.8%</b>	<b>→</b>



### ACTIVITY



Adjusted Scheduled Activity (UDA)		
Month	2018	2019
April	18	23
May	54	46
June	78	55
July	116	86
August	151	117
September	181	140
October	205	
November	243	
December	265	
January	290	
February	316	
March	332	
April	344	
May	344	
June	345	

### QUALITY

	Quantity	Base Number	Contract	AT	Region	England
% of FP17s for the same patient ID Re-attending within 3 months - Children	0	9	0.0%	9.4%	11.1%	11.6%
% of FP17s for the same patient ID Re-attending within 3 months - Adults	7	119	5.9%	13.9%	15.3%	15.5%
% of FP17s for the same patient ID Re-attending between 3 & 9 months - Children	0	9	0.0%	59.4%	61.1%	58.8%
% of FP17s for the same patient ID Re-attending between 3 & 9 months - Adults	2	119	1.7%	50.4%	52.3%	51.1%
% of FP17s for Band 1 Urgent Courses	116	117	99.1%	10.0%	9.5%	9.0%
% of FP17s Relating to Free Repair or Replacements	0	117	0.0%	0.8%	0.7%	0.8%
% of FP17s Relating to Continuations	0	117	0.0%	1.0%	0.8%	0.9%
% of Patients satisfied with the dentistry they have received	0	0	N/A	93.9%	93.6%	93.3%
% of Patients satisfied with the time they had to wait for an appointment	0	0	N/A	85.6%	88.8%	88.9%

\* This is based on patients treated on this contract for their most recent course of treatment. Figures in italics indicate the base number of FP17s or Patient Questionnaire responses are less than 100. N/A is shown where the base number of responses is less than 10 during the period. % is calculated as Quantity/Base number\*100



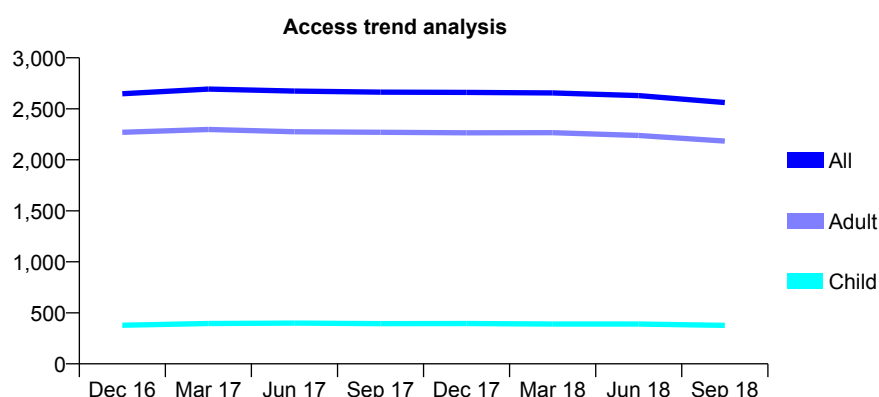
# Q66 - Vital Signs At a Glance Contract Report for 160881/0001 - September 2018

Name or company name	The Trewirgie Dental Practice Partnership
Contract type name	GDS Contract
Purpose of contract	General
Contract start date	28/03/2014
Contract end date	

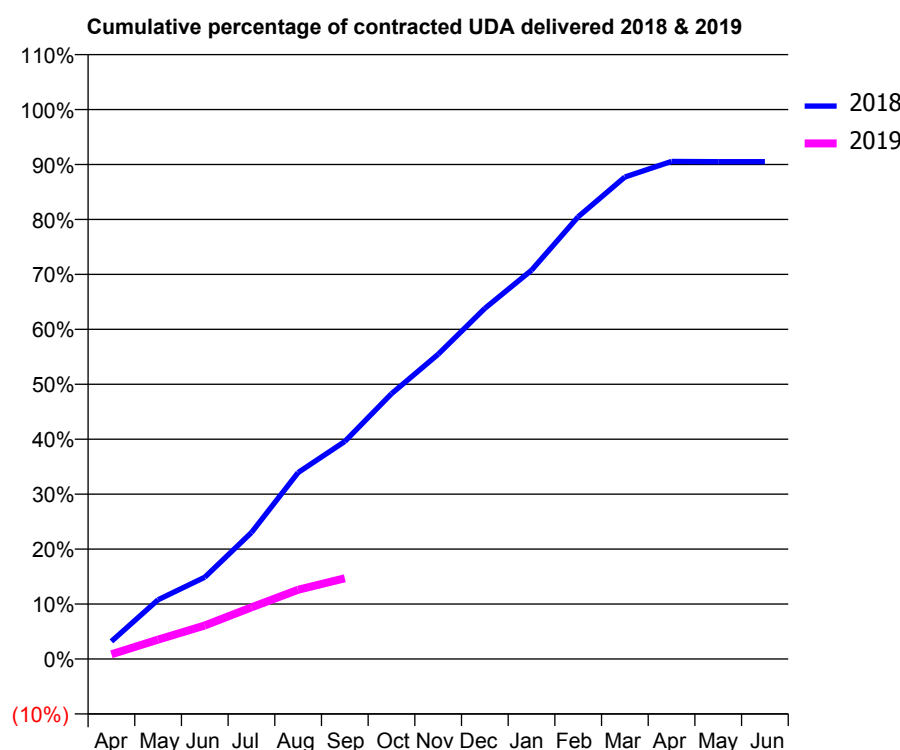
18/19 Contracted general activity (UDA)	14,000
Carry forward general activity (UDA)	0
18/19 Contracted orthodontic activity (UOA)	0
Carry forward orthodontic activity (UOA)	0
Baseline contract value	£367,298.85

## ACCESS\*

Patients seen in 24 months	Total	Change since previous quarter
Quarter ending September 2017	2,664	
Quarter ending December 2017	2,661	→
Quarter ending March 2018	2,656	→
Quarter ending June 2018	2,629	↓
Quarter ending September 2018	2,561	↓
<b>Variance since September 2017</b>	<b>(3.9%)</b>	<b>↓</b>



## ACTIVITY



Adjusted Scheduled Activity (UDA)		
Month	2018	2019
April	258	120
May	863	494
June	1,192	854
July	1,841	1,315
August	2,715	1,765
September	3,166	2,058
October	3,863	
November	4,437	
December	5,105	
January	5,661	
February	6,438	
March	7,018	
April	7,244	
May	7,241	
June	7,241	

## QUALITY

	Quantity	Base Number	Contract	AT	Region	England
% of FP17s for the same patient ID Re-attending within 3 months - Children	11	163	6.7%	9.4%	11.1%	11.6%
% of FP17s for the same patient ID Re-attending within 3 months - Adults	99	939	10.5%	13.9%	15.3%	15.5%
% of FP17s for the same patient ID Re-attending between 3 & 9 months - Children	63	163	38.7%	59.4%	61.1%	58.8%
% of FP17s for the same patient ID Re-attending between 3 & 9 months - Adults	427	939	45.5%	50.4%	52.3%	51.1%
% of FP17s for Band 1 Urgent Courses	100	1,014	9.9%	10.0%	9.5%	9.0%
% of FP17s Relating to Free Repair or Replacements	10	1,014	1.0%	0.8%	0.7%	0.8%
% of FP17s Relating to Continuations	18	1,014	1.8%	1.0%	0.8%	0.9%
% of Patients satisfied with the dentistry they have received	3	3	N/A	93.9%	93.6%	93.3%
% of Patients satisfied with the time they had to wait for an appointment	3	3	N/A	85.6%	88.8%	88.9%

\* This is based on patients treated on this contract for their most recent course of treatment. Figures in italics indicate the base number of FP17s or Patient Questionnaire responses are less than 100. N/A is shown where the base number of responses is less than 10 during the period. % is calculated as Quantity/Base number\*100

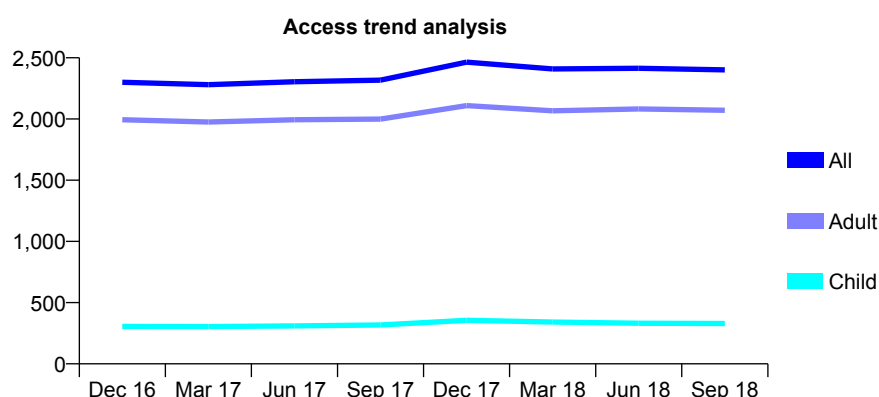
# Q66 - Vital Signs At a Glance Contract Report for 161128/0001 - September 2018

Name or company name	The Old Brewery Yard Dental Practice Part
Contract type name	GDS Contract
Purpose of contract	General
Contract start date	17/12/2013
Contract end date	

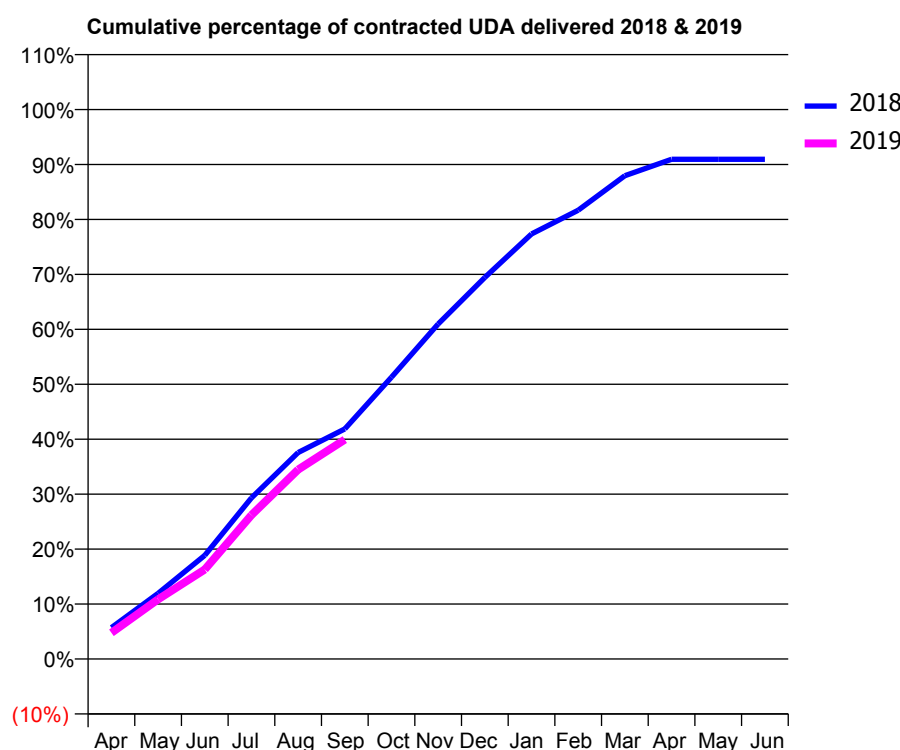
18/19 Contracted general activity (UDA)	8,000
Carry forward general activity (UDA)	0
18/19 Contracted orthodontic activity (UOA)	0
Carry forward orthodontic activity (UOA)	0
Baseline contract value	£170,842.21

## ACCESS\*

Patients seen in 24 months	Total	Change since previous quarter
Quarter ending September 2017	2,317	
Quarter ending December 2017	2,465	↑
Quarter ending March 2018	2,409	↓
Quarter ending June 2018	2,414	→
Quarter ending September 2018	2,401	→
<b>Variance since September 2017</b>	<b>3.6%</b>	<b>↑</b>



## ACTIVITY



Adjusted Scheduled Activity (UDA)		
Month	2018	2019
April	457	381
May	956	869
June	1,509	1,304
July	2,347	2,096
August	3,006	2,758
September	3,351	3,195
October	4,104	
November	4,878	
December	5,555	
January	6,188	
February	6,533	
March	7,036	
April	7,276	
May	7,276	
June	7,276	

## QUALITY

	Quantity	Base Number	Contract	AT	Region	England
% of FP17s for the same patient ID Re-attending within 3 months - Children	7	244	2.9%	9.4%	11.1%	11.6%
% of FP17s for the same patient ID Re-attending within 3 months - Adults	124	1,442	8.6%	13.9%	15.3%	15.5%
% of FP17s for the same patient ID Re-attending between 3 & 9 months - Children	130	244	53.3%	59.4%	61.1%	58.8%
% of FP17s for the same patient ID Re-attending between 3 & 9 months - Adults	688	1,442	47.7%	50.4%	52.3%	51.1%
% of FP17s for Band 1 Urgent Courses	168	1,619	10.4%	10.0%	9.5%	9.0%
% of FP17s Relating to Free Repair or Replacements	14	1,619	0.9%	0.8%	0.7%	0.8%
% of FP17s Relating to Continuations	11	1,619	0.7%	1.0%	0.8%	0.9%
% of Patients satisfied with the dentistry they have received	1	2	N/A	93.9%	93.6%	93.3%
% of Patients satisfied with the time they had to wait for an appointment	2	2	N/A	85.6%	88.8%	88.9%

\* This is based on patients treated on this contract for their most recent course of treatment. Figures in italics indicate the base number of FP17s or Patient Questionnaire responses are less than 100. N/A is shown where the base number of responses is less than 10 during the period. % is calculated as Quantity/Base number\*100

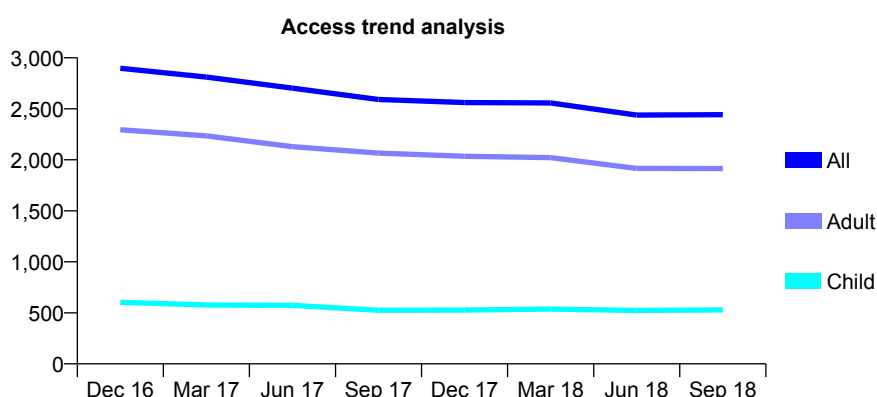
# Q66 - Vital Signs At a Glance Contract Report for 161306/0001 - September 2018

Name or company name	Mount Folly Square Dental Practice Partner
Contract type name	GDS Contract
Purpose of contract	General
Contract start date	16/11/2010
Contract end date	

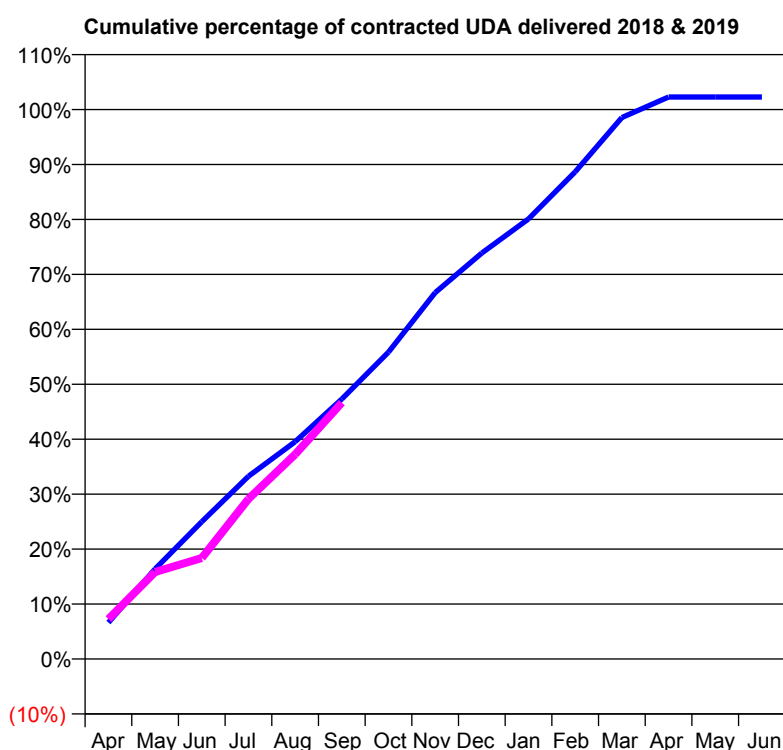
18/19 Contracted general activity (UDA)	7,250
Carry forward general activity (UDA)	-145
18/19 Contracted orthodontic activity (UOA)	0
Carry forward orthodontic activity (UOA)	0
Baseline contract value	£189,769.96

## ACCESS\*

Patients seen in 24 months	Total	Change since previous quarter
Quarter ending September 2017	2,591	
Quarter ending December 2017	2,562	↓
Quarter ending March 2018	2,558	→
Quarter ending June 2018	2,439	↓
Quarter ending September 2018	2,443	→
<b>Variance since September 2017</b>	<b>(5.7%)</b>	<b>↓</b>



## ACTIVITY



Adjusted Scheduled Activity (UDA)		
Month	2018	2019
April	480	527
May	1,188	1,148
June	1,812	1,333
July	2,412	2,113
August	2,866	2,701
September	3,429	3,382
October	4,049	
November	4,834	
December	5,356	
January	5,808	
February	6,429	
March	7,144	
April	7,414	
May	7,414	
June	7,414	

## QUALITY

	Quantity	Base Number	Contract	AT	Region	England
% of FP17s for the same patient ID Re-attending within 3 months - Children	24	369	6.5%	9.4%	11.1%	11.6%
% of FP17s for the same patient ID Re-attending within 3 months - Adults	164	1,171	14.0%	13.9%	15.3%	15.5%
% of FP17s for the same patient ID Re-attending between 3 & 9 months - Children	185	369	50.1%	59.4%	61.1%	58.8%
% of FP17s for the same patient ID Re-attending between 3 & 9 months - Adults	599	1,171	51.2%	50.4%	52.3%	51.1%
% of FP17s for Band 1 Urgent Courses	68	1,426	4.8%	10.0%	9.5%	9.0%
% of FP17s Relating to Free Repair or Replacements	14	1,426	1.0%	0.8%	0.7%	0.8%
% of FP17s Relating to Continuations	33	1,426	2.3%	1.0%	0.8%	0.9%
% of Patients satisfied with the dentistry they have received	3	3	N/A	93.9%	93.6%	93.3%
% of Patients satisfied with the time they had to wait for an appointment	2	3	N/A	85.6%	88.8%	88.9%

\* This is based on patients treated on this contract for their most recent course of treatment. Figures in italics indicate the base number of FP17s or Patient Questionnaire responses are less than 100. N/A is shown where the base number of responses is less than 10 during the period. % is calculated as Quantity/Base number\*100

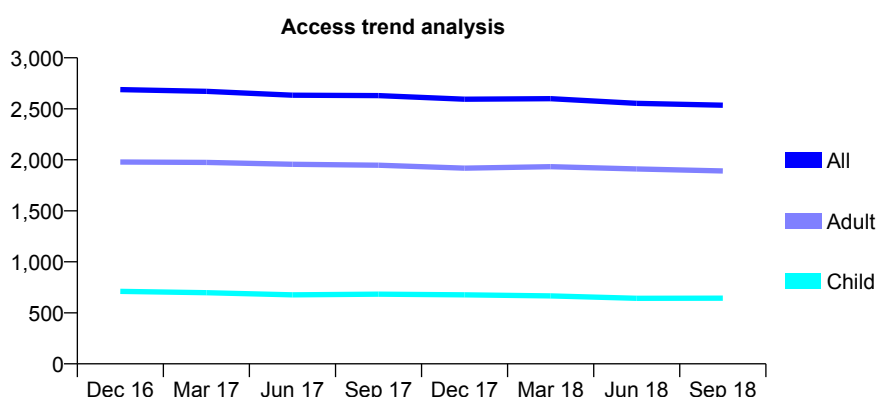
# Q66 - Vital Signs At a Glance Contract Report for 161365/0001 - September 2018

Name or company name	The Chudleigh Practice Limited
Contract type name	GDS Contract
Purpose of contract	General
Contract start date	01/05/2010
Contract end date	

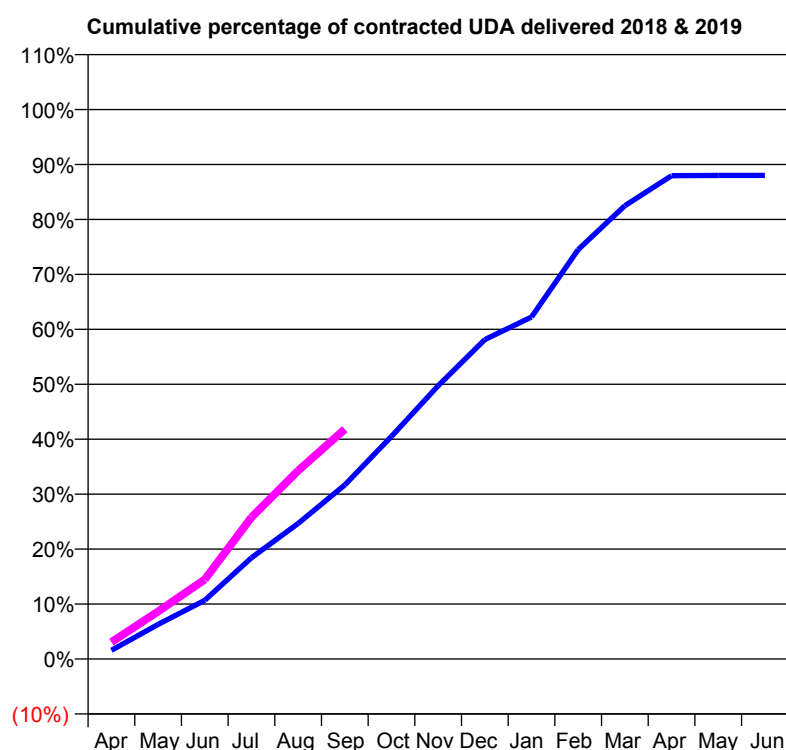
18/19 Contracted general activity (UDA)	8,400
Carry forward general activity (UDA)	0
18/19 Contracted orthodontic activity (UOA)	0
Carry forward orthodontic activity (UOA)	0
Baseline contract value	£209,532.98

## ACCESS\*

Patients seen in 24 months	Total	Change since previous quarter
Quarter ending September 2017	2,630	
Quarter ending December 2017	2,594	↓
Quarter ending March 2018	2,599	→
Quarter ending June 2018	2,553	↓
Quarter ending September 2018	2,535	→
<b>Variance since September 2017</b>	<b>(3.6%)</b>	<b>↓</b>



## ACTIVITY



Adjusted Scheduled Activity (UDA)		
Month	2018	2019
April	133	259
May	529	726
June	898	1,215
July	1,549	2,165
August	2,071	2,879
September	2,660	3,513
October	3,404	
November	4,178	
December	4,882	
January	5,227	
February	6,259	
March	6,929	
April	7,389	
May	7,392	
June	7,392	

## QUALITY

	Quantity	Base Number	Contract	AT	Region	England
% of FP17s for the same patient ID Re-attending within 3 months - Children	59	569	10.4%	9.4%	11.1%	11.6%
% of FP17s for the same patient ID Re-attending within 3 months - Adults	239	1,427	16.7%	13.9%	15.3%	15.5%
% of FP17s for the same patient ID Re-attending between 3 & 9 months - Children	387	569	68.0%	59.4%	61.1%	58.8%
% of FP17s for the same patient ID Re-attending between 3 & 9 months - Adults	891	1,427	62.4%	50.4%	52.3%	51.1%
% of FP17s for Band 1 Urgent Courses	114	1,816	6.3%	10.0%	9.5%	9.0%
% of FP17s Relating to Free Repair or Replacements	31	1,816	1.7%	0.8%	0.7%	0.8%
% of FP17s Relating to Continuations	56	1,816	3.1%	1.0%	0.8%	0.9%
% of Patients satisfied with the dentistry they have received	3	4	N/A	93.9%	93.6%	93.3%
% of Patients satisfied with the time they had to wait for an appointment	4	4	N/A	85.6%	88.8%	88.9%

\* This is based on patients treated on this contract for their most recent course of treatment. Figures in italics indicate the base number of FP17s or Patient Questionnaire responses are less than 100. N/A is shown where the base number of responses is less than 10 during the period. % is calculated as Quantity/Base number\*100

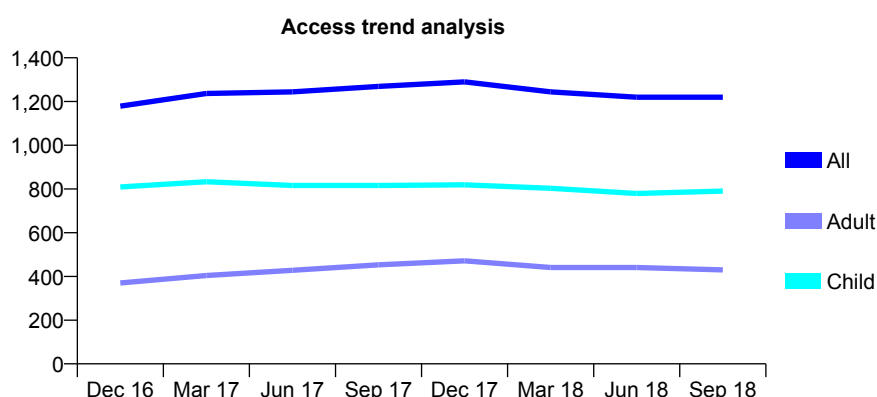
# Q66 - Vital Signs At a Glance Contract Report for 163910/0001 - September 2018

Name or company name	White Rose Dental Practice Limited
Contract type name	GDS Contract
Purpose of contract	General
Contract start date	01/12/2015
Contract end date	

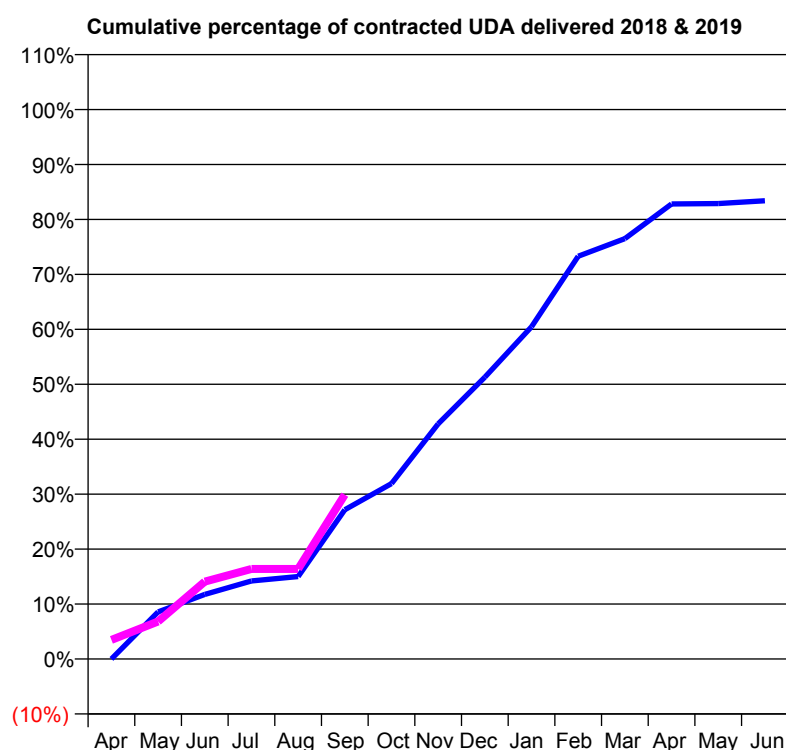
18/19 Contracted general activity (UDA)	5,400
Carry forward general activity (UDA)	0
18/19 Contracted orthodontic activity (UOA)	0
Carry forward orthodontic activity (UOA)	0
Baseline contract value	£115,317.54

## ACCESS\*

Patients seen in 24 months	Total	Change since previous quarter
Quarter ending September 2017	1,269	
Quarter ending December 2017	1,290	→
Quarter ending March 2018	1,244	↓
Quarter ending June 2018	1,220	↓
Quarter ending September 2018	1,220	→
<b>Variance since September 2017</b>	<b>(3.9%)</b>	<b>↓</b>



## ACTIVITY



Adjusted Scheduled Activity (UDA)		
Month	2018	2019
April	0	188
May	361	369
June	494	761
July	597	885
August	630	885
September	1,141	1,615
October	1,340	
November	1,798	
December	2,154	
January	2,539	
February	3,079	
March	3,213	
April	3,478	
May	3,481	
June	3,502	

## QUALITY

	Quantity	Base Number	Contract	AT	Region	England
% of FP17s for the same patient ID Re-attending within 3 months - Children	93	905	10.3%	9.4%	11.1%	11.6%
% of FP17s for the same patient ID Re-attending within 3 months - Adults	35	202	17.3%	13.9%	15.3%	15.5%
% of FP17s for the same patient ID Re-attending between 3 & 9 months - Children	640	905	70.7%	59.4%	61.1%	58.8%
% of FP17s for the same patient ID Re-attending between 3 & 9 months - Adults	74	202	36.6%	50.4%	52.3%	51.1%
% of FP17s for Band 1 Urgent Courses	41	973	4.2%	10.0%	9.5%	9.0%
% of FP17s Relating to Free Repair or Replacements	2	973	0.2%	0.8%	0.7%	0.8%
% of FP17s Relating to Continuations	8	973	0.8%	1.0%	0.8%	0.9%
% of Patients satisfied with the dentistry they have received	2	2	N/A	93.9%	93.6%	93.3%
% of Patients satisfied with the time they had to wait for an appointment	2	2	N/A	85.6%	88.8%	88.9%

\* This is based on patients treated on this contract for their most recent course of treatment. Figures in italics indicate the base number of FP17s or Patient Questionnaire responses are less than 100. N/A is shown where the base number of responses is less than 10 during the period. % is calculated as Quantity/Base number\*100

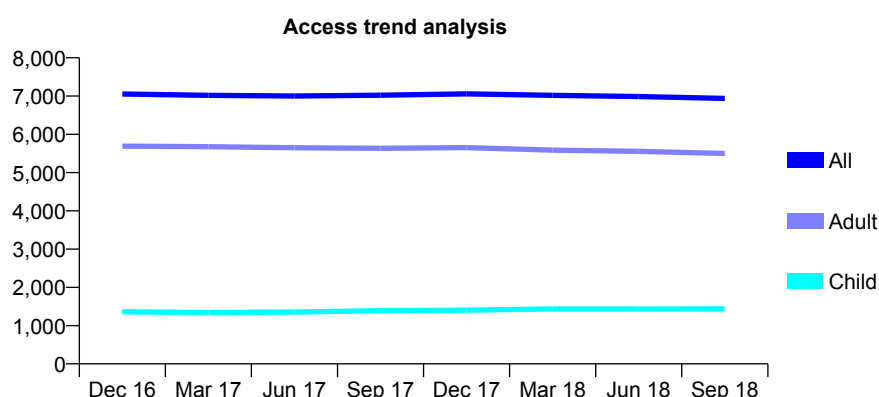
# Q66 - Vital Signs At a Glance Contract Report for 164410/0001 - September 2018

Name or company name	QDP (DEVON) LTD
Contract type name	GDS Contract
Purpose of contract	General
Contract start date	01/05/2011
Contract end date	

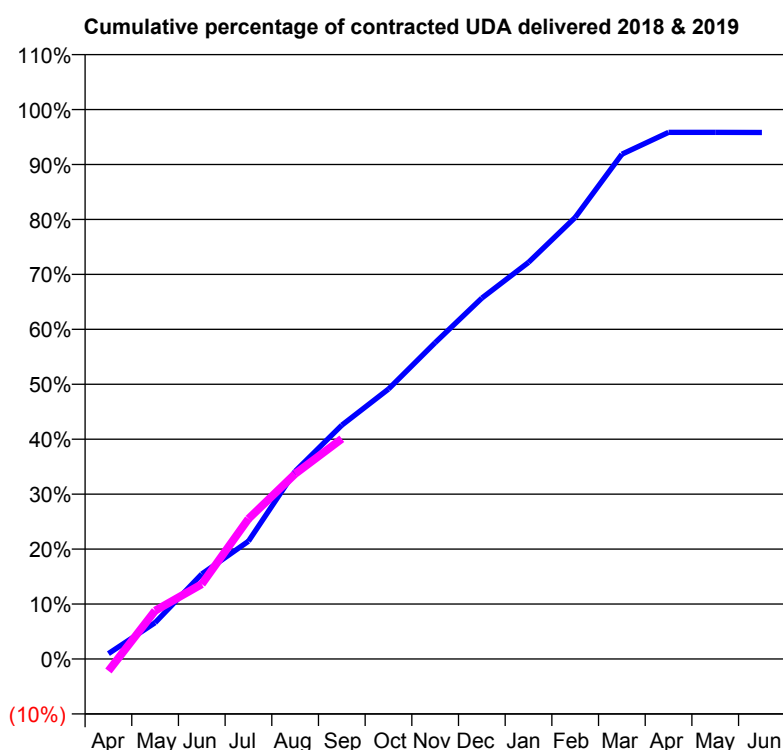
18/19 Contracted general activity (UDA)	19,000
Carry forward general activity (UDA)	826
18/19 Contracted orthodontic activity (UOA)	0
Carry forward orthodontic activity (UOA)	0
Baseline contract value	£560,679.58

## ACCESS\*

Patients seen in 24 months	Total	Change since previous quarter
Quarter ending September 2017	7,022	
Quarter ending December 2017	7,057	→
Quarter ending March 2018	7,019	→
Quarter ending June 2018	6,989	→
Quarter ending September 2018	6,938	→
<b>Variance since September 2017</b>	<b>(1.2%)</b>	<b>↓</b>



## ACTIVITY



Adjusted Scheduled Activity (UDA)		
Month	2018	2019
April	192	-419
May	1,306	1,669
June	3,060	2,591
July	4,241	4,848
August	6,758	6,404
September	8,417	7,613
October	9,718	
November	11,387	
December	12,994	
January	14,277	
February	15,898	
March	18,171	
April	18,956	
May	18,957	
June	18,955	

## QUALITY

	Quantity	Base Number	Contract	AT	Region	England
% of FP17s for the same patient ID Re-attending within 3 months - Children	80	1,141	7.0%	9.4%	11.1%	11.6%
% of FP17s for the same patient ID Re-attending within 3 months - Adults	527	3,693	14.3%	13.9%	15.3%	15.5%
% of FP17s for the same patient ID Re-attending between 3 & 9 months - Children	727	1,141	63.7%	59.4%	61.1%	58.8%
% of FP17s for the same patient ID Re-attending between 3 & 9 months - Adults	2,035	3,693	55.1%	50.4%	52.3%	51.1%
% of FP17s for Band 1 Urgent Courses	360	4,472	8.1%	10.0%	9.5%	9.0%
% of FP17s Relating to Free Repair or Replacements	59	4,472	1.3%	0.8%	0.7%	0.8%
% of FP17s Relating to Continuations	45	4,472	1.0%	1.0%	0.8%	0.9%
% of Patients satisfied with the dentistry they have received	3	3	N/A	93.9%	93.6%	93.3%
% of Patients satisfied with the time they had to wait for an appointment	3	3	N/A	85.6%	88.8%	88.9%

\* This is based on patients treated on this contract for their most recent course of treatment. Figures in italics indicate the base number of FP17s or Patient Questionnaire responses are less than 100. N/A is shown where the base number of responses is less than 10 during the period. % is calculated as Quantity/Base number\*100

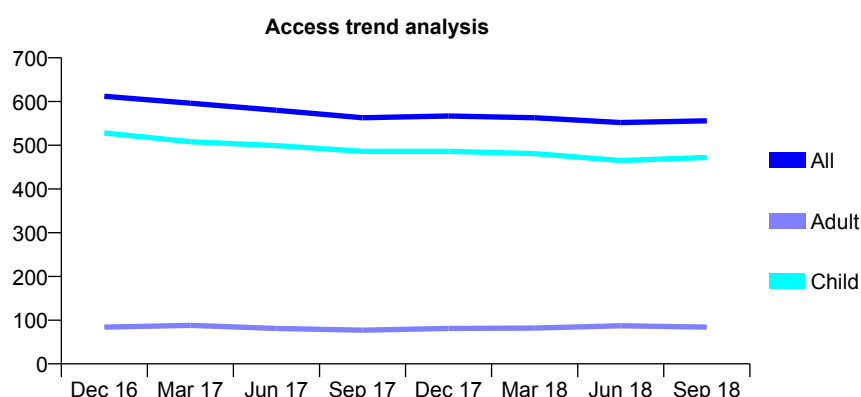
# Q66 - Vital Signs At a Glance Contract Report for 164720/0001 - September 2018

Name or company name	Thomson Dental Ltd
Contract type name	GDS Contract
Purpose of contract	General
Contract start date	01/06/2007
Contract end date	

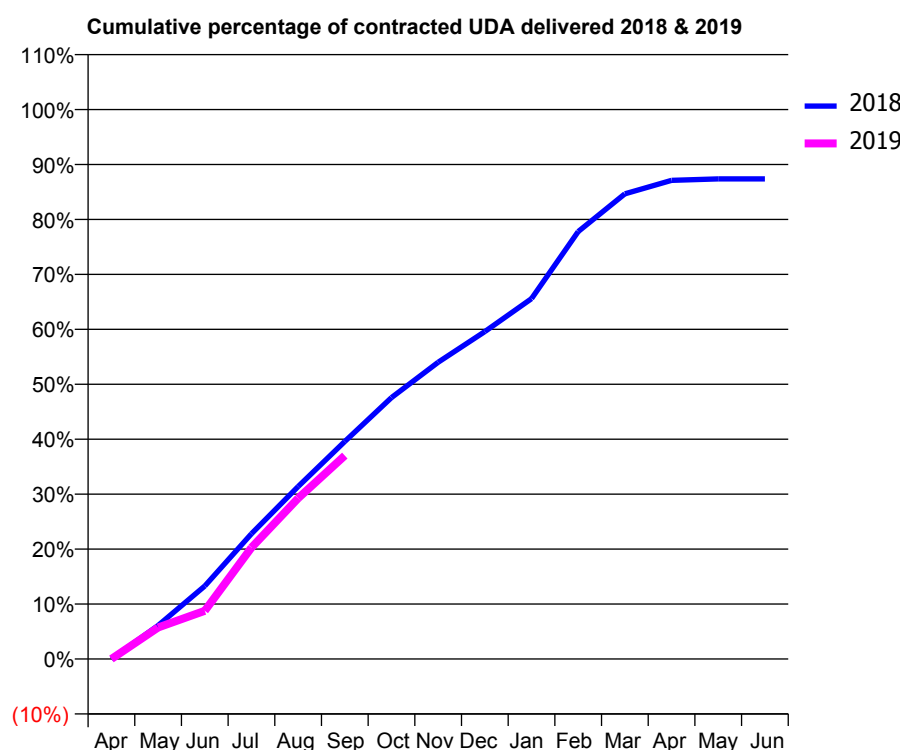
18/19 Contracted general activity (UDA)	1,150
Carry forward general activity (UDA)	0
18/19 Contracted orthodontic activity (UOA)	0
Carry forward orthodontic activity (UOA)	0
Baseline contract value	£32,392.80

## ACCESS\*

Patients seen in 24 months	Total	Change since previous quarter
Quarter ending September 2017	563	
Quarter ending December 2017	567	→
Quarter ending March 2018	563	→
Quarter ending June 2018	552	↓
Quarter ending September 2018	556	→
<b>Variance since September 2017</b>	<b>(1.2%)</b>	<b>↓</b>



## ACTIVITY



Adjusted Scheduled Activity (UDA)		
Month	2018	2019
April	0	0
May	70	66
June	153	101
July	262	233
August	361	336
September	455	426
October	547	
November	621	
December	685	
January	754	
February	895	
March	974	
April	1,002	
May	1,005	
June	1,005	

## QUALITY

	Quantity	Base Number	Contract	AT	Region	England
% of FP17s for the same patient ID Re-attending within 3 months - Children	12	362	3.3%	9.4%	11.1%	11.6%
% of FP17s for the same patient ID Re-attending within 3 months - Adults	0	12	0.0%	13.9%	15.3%	15.5%
% of FP17s for the same patient ID Re-attending between 3 & 9 months - Children	230	362	63.5%	59.4%	61.1%	58.8%
% of FP17s for the same patient ID Re-attending between 3 & 9 months - Adults	9	12	75.0%	50.4%	52.3%	51.1%
% of FP17s for Band 1 Urgent Courses	4	349	1.1%	10.0%	9.5%	9.0%
% of FP17s Relating to Free Repair or Replacements	0	349	0.0%	0.8%	0.7%	0.8%
% of FP17s Relating to Continuations	2	349	0.6%	1.0%	0.8%	0.9%
% of Patients satisfied with the dentistry they have received	1	1	N/A	93.9%	93.6%	93.3%
% of Patients satisfied with the time they had to wait for an appointment	1	1	N/A	85.6%	88.8%	88.9%

\* This is based on patients treated on this contract for their most recent course of treatment. Figures in italics indicate the base number of FP17s or Patient Questionnaire responses are less than 100. N/A is shown where the base number of responses is less than 10 during the period. % is calculated as Quantity/Base number\*100



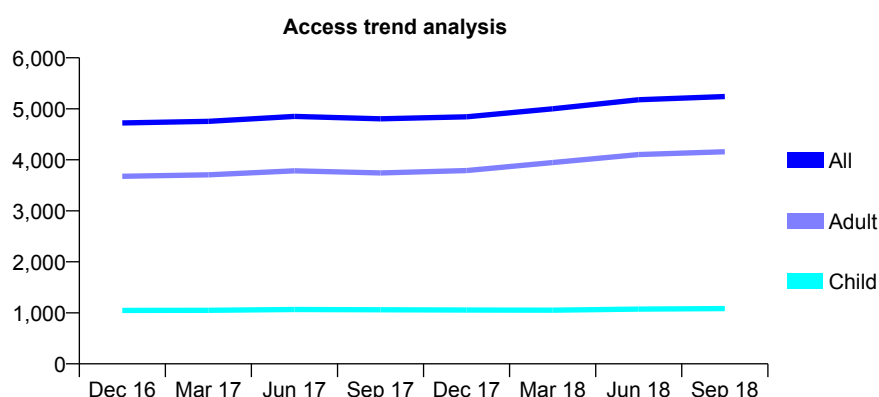
# Q66 - Vital Signs At a Glance Contract Report for 164895/0001 - September 2018

Name or company name	Browns Dental Practice Ltd.
Contract type name	GDS Contract
Purpose of contract	General
Contract start date	01/02/2009
Contract end date	

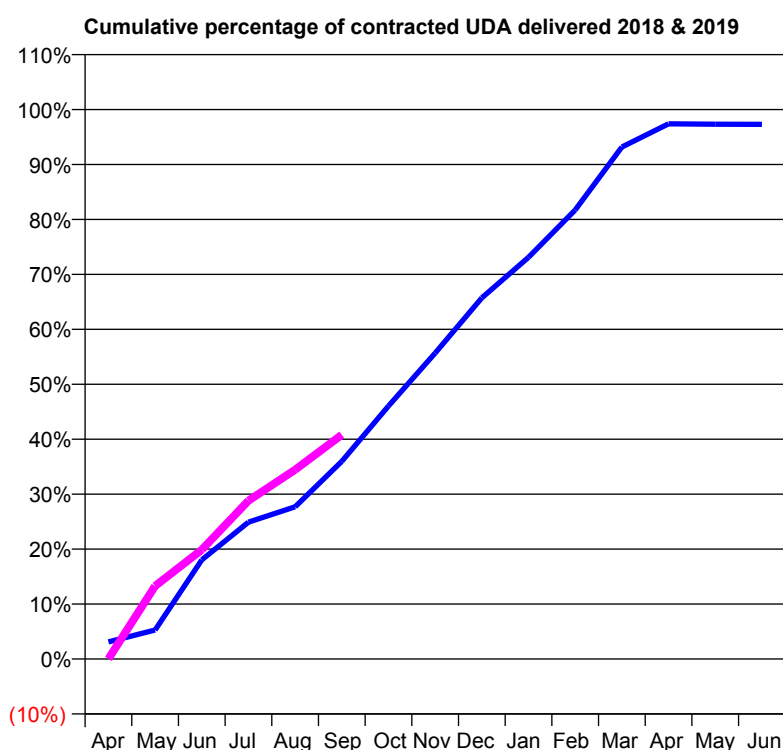
18/19 Contracted general activity (UDA)	8,627
Carry forward general activity (UDA)	233
18/19 Contracted orthodontic activity (UOA)	0
Carry forward orthodontic activity (UOA)	0
Baseline contract value	£254,089.63

## ACCESS\*

Patients seen in 24 months	Total	Change since previous quarter
Quarter ending September 2017	4,804	
Quarter ending December 2017	4,844	→
Quarter ending March 2018	4,999	↑
Quarter ending June 2018	5,177	↑
Quarter ending September 2018	5,240	→
<b>Variance since September 2017</b>	<b>9.1%</b>	<b>↑</b>



## ACTIVITY



Adjusted Scheduled Activity (UDA)		
Month	2018	2019
April	268	3
May	455	1,146
June	1,557	1,716
July	2,149	2,486
August	2,390	2,971
September	3,104	3,520
October	3,973	
November	4,803	
December	5,670	
January	6,306	
February	7,049	
March	8,038	
April	8,403	
May	8,396	
June	8,394	

## QUALITY

	Quantity	Base Number	Contract	AT	Region	England
% of FP17s for the same patient ID Re-attending within 3 months - Children	31	812	3.8%	9.4%	11.1%	11.6%
% of FP17s for the same patient ID Re-attending within 3 months - Adults	238	2,579	9.2%	13.9%	15.3%	15.5%
% of FP17s for the same patient ID Re-attending between 3 & 9 months - Children	559	812	68.8%	59.4%	61.1%	58.8%
% of FP17s for the same patient ID Re-attending between 3 & 9 months - Adults	1,138	2,579	44.1%	50.4%	52.3%	51.1%
% of FP17s for Band 1 Urgent Courses	42	2,202	1.9%	10.0%	9.5%	9.0%
% of FP17s Relating to Free Repair or Replacements	9	2,202	0.4%	0.8%	0.7%	0.8%
% of FP17s Relating to Continuations	17	2,202	0.8%	1.0%	0.8%	0.9%
% of Patients satisfied with the dentistry they have received	3	3	N/A	93.9%	93.6%	93.3%
% of Patients satisfied with the time they had to wait for an appointment	3	3	N/A	85.6%	88.8%	88.9%

\* This is based on patients treated on this contract for their most recent course of treatment. Figures in italics indicate the base number of FP17s or Patient Questionnaire responses are less than 100. N/A is shown where the base number of responses is less than 10 during the period. % is calculated as Quantity/Base number\*100

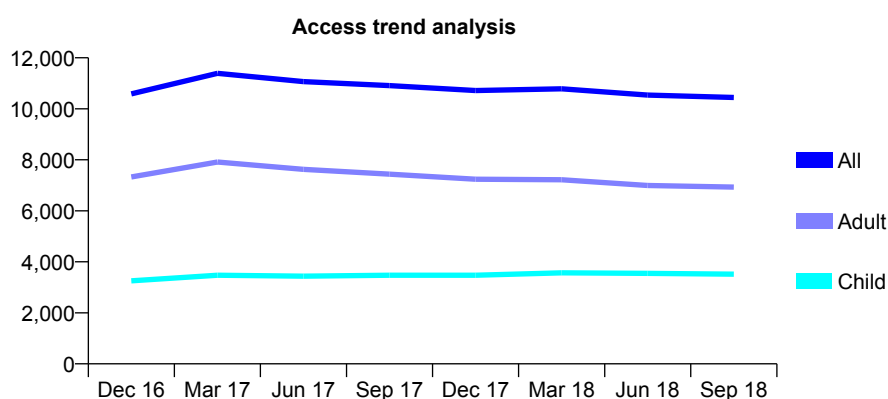
# Q66 - Vital Signs At a Glance Contract Report for 165298/0001 - September 2018

Name or company name	Plymouth Community Dental Services Limit
Contract type name	PDS Contract
Purpose of contract	General and Orthodontic
Contract start date	01/10/2013
Contract end date	31/03/2019

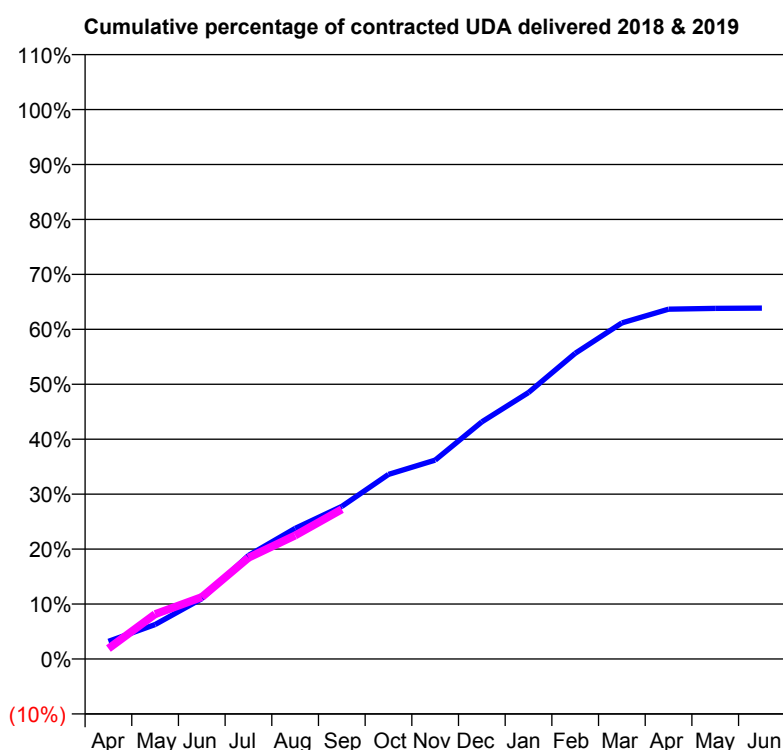
18/19 Contracted general activity (UDA)	29,174
Carry forward general activity (UDA)	0
18/19 Contracted orthodontic activity (UOA)	1,980
Carry forward orthodontic activity (UOA)	0
Baseline contract value	£3,001,828.37

## ACCESS\*

Patients seen in 24 months	Total	Change since previous quarter
Quarter ending September 2017	10,909	
Quarter ending December 2017	10,717	↓
Quarter ending March 2018	10,783	→
Quarter ending June 2018	10,537	↓
Quarter ending September 2018	10,447	→
<b>Variance since September 2017</b>	<b>(4.2%)</b>	<b>↓</b>



## ACTIVITY



Adjusted Scheduled Activity (UDA)		
Month	2018	2019
April	938	552
May	1,829	2,381
June	3,202	3,285
July	5,490	5,376
August	6,928	6,561
September	8,093	7,948
October	9,794	
November	10,553	
December	12,580	
January	14,138	
February	16,213	
March	17,828	
April	18,555	
May	18,604	
June	18,613	

## QUALITY

	Quantity	Base Number	Contract	AT	Region	England
% of FP17s for the same patient ID Re-attending within 3 months - Children	245	1,708	14.3%	9.4%	11.1%	11.6%
% of FP17s for the same patient ID Re-attending within 3 months - Adults	332	2,826	11.7%	13.9%	15.3%	15.5%
% of FP17s for the same patient ID Re-attending between 3 & 9 months - Children	261	1,708	15.3%	59.4%	61.1%	58.8%
% of FP17s for the same patient ID Re-attending between 3 & 9 months - Adults	422	2,826	14.9%	50.4%	52.3%	51.1%
% of FP17s for Band 1 Urgent Courses	1,517	4,063	37.3%	10.0%	9.5%	9.0%
% of FP17s Relating to Free Repair or Replacements	2	4,063	0.0%	0.8%	0.7%	0.8%
% of FP17s Relating to Continuations	10	4,063	0.2%	1.0%	0.8%	0.9%
% of Patients satisfied with the dentistry they have received	0	0	N/A	93.9%	93.6%	93.3%
% of Patients satisfied with the time they had to wait for an appointment	0	0	N/A	85.6%	88.8%	88.9%

\* This is based on patients treated on this contract for their most recent course of treatment. Figures in italics indicate the base number of FP17s or Patient Questionnaire responses are less than 100. N/A is shown where the base number of responses is less than 10 during the period. % is calculated as Quantity/Base number\*100

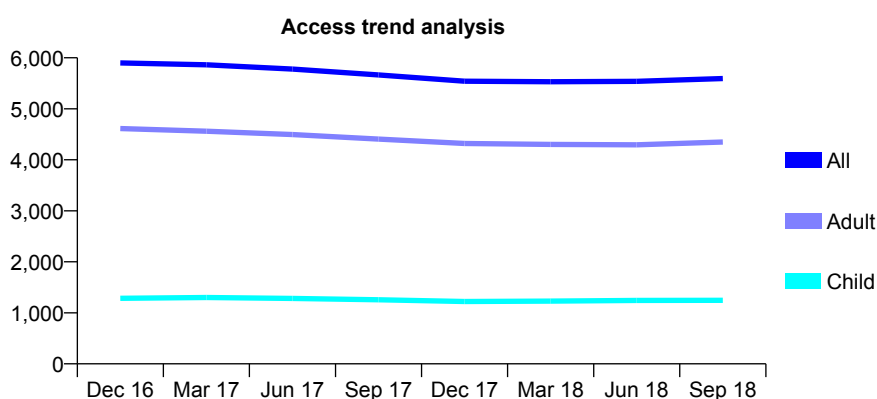
## Q66 - Vital Signs At a Glance Contract Report for 167827/0001 - September 2018

Name or company name	Tully Crine LTD
Contract type name	GDS Contract
Purpose of contract	General
Contract start date	01/07/2011
Contract end date	

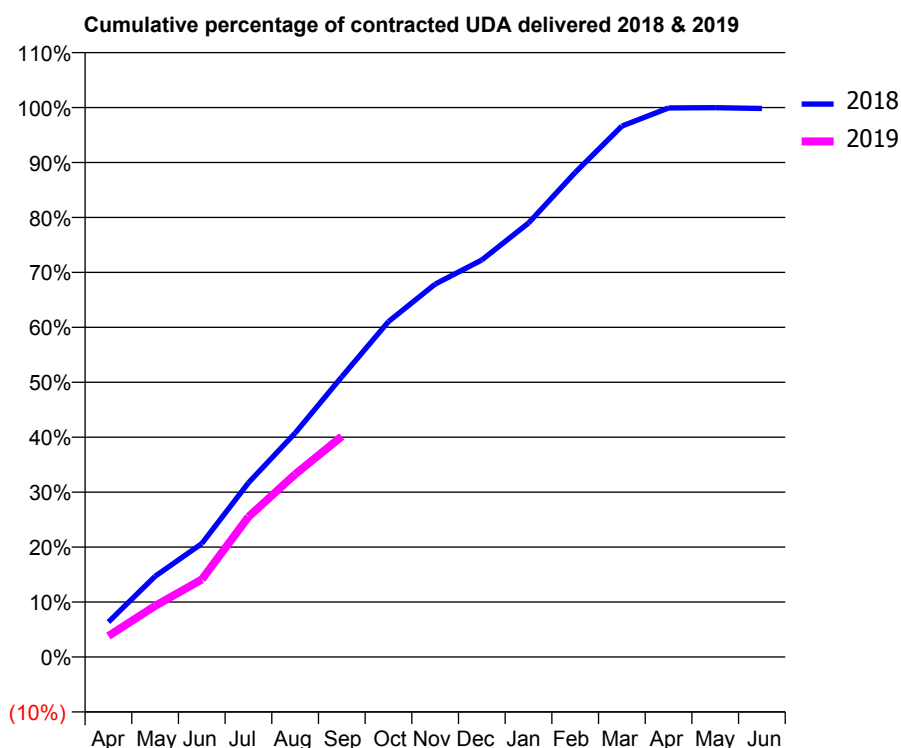
18/19 Contracted general activity (UDA)	15,133
Carry forward general activity (UDA)	20
18/19 Contracted orthodontic activity (UOA)	0
Carry forward orthodontic activity (UOA)	0
Baseline contract value	£397,019.05

### ACCESS\*

Patients seen in 24 months	Total	Change since previous quarter
Quarter ending September 2017	5,663	
Quarter ending December 2017	5,541	↓
Quarter ending March 2018	5,531	→
Quarter ending June 2018	5,538	→
Quarter ending September 2018	5,593	→
<b>Variance since September 2017</b>	<b>(1.2%)</b>	<b>↓</b>



### ACTIVITY



Adjusted Scheduled Activity (UDA)		
Month	2018	2019
April	741	578
May	1,708	1,410
June	2,400	2,136
July	3,688	3,861
August	4,740	5,033
September	5,934	6,076
October	7,102	
November	7,893	
December	8,407	
January	9,186	
February	10,256	
March	11,241	
April	11,624	
May	11,628	
June	11,613	

### QUALITY

	Quantity	Base Number	Contract	AT	Region	England
% of FP17s for the same patient ID Re-attending within 3 months - Children	52	1,054	4.9%	9.4%	11.1%	11.6%
% of FP17s for the same patient ID Re-attending within 3 months - Adults	293	3,103	9.4%	13.9%	15.3%	15.5%
% of FP17s for the same patient ID Re-attending between 3 & 9 months - Children	593	1,054	56.3%	59.4%	61.1%	58.8%
% of FP17s for the same patient ID Re-attending between 3 & 9 months - Adults	1,453	3,103	46.8%	50.4%	52.3%	51.1%
% of FP17s for Band 1 Urgent Courses	212	3,185	6.7%	10.0%	9.5%	9.0%
% of FP17s Relating to Free Repair or Replacements	22	3,185	0.7%	0.8%	0.7%	0.8%
% of FP17s Relating to Continuations	46	3,185	1.4%	1.0%	0.8%	0.9%
% of Patients satisfied with the dentistry they have received	4	4	N/A	93.9%	93.6%	93.3%
% of Patients satisfied with the time they had to wait for an appointment	3	4	N/A	85.6%	88.8%	88.9%

\* This is based on patients treated on this contract for their most recent course of treatment. Figures in italics indicate the base number of FP17s or Patient Questionnaire responses are less than 100. N/A is shown where the base number of responses is less than 10 during the period. % is calculated as Quantity/Base number\*100

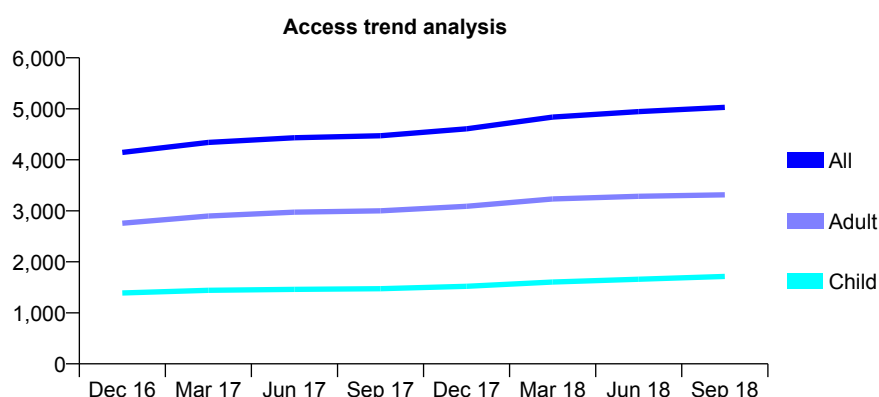
# Q66 - Vital Signs At a Glance Contract Report for 168262/0001 - September 2018

Name or company name	SpaDental
Contract type name	GDS Contract
Purpose of contract	General
Contract start date	01/04/2015
Contract end date	

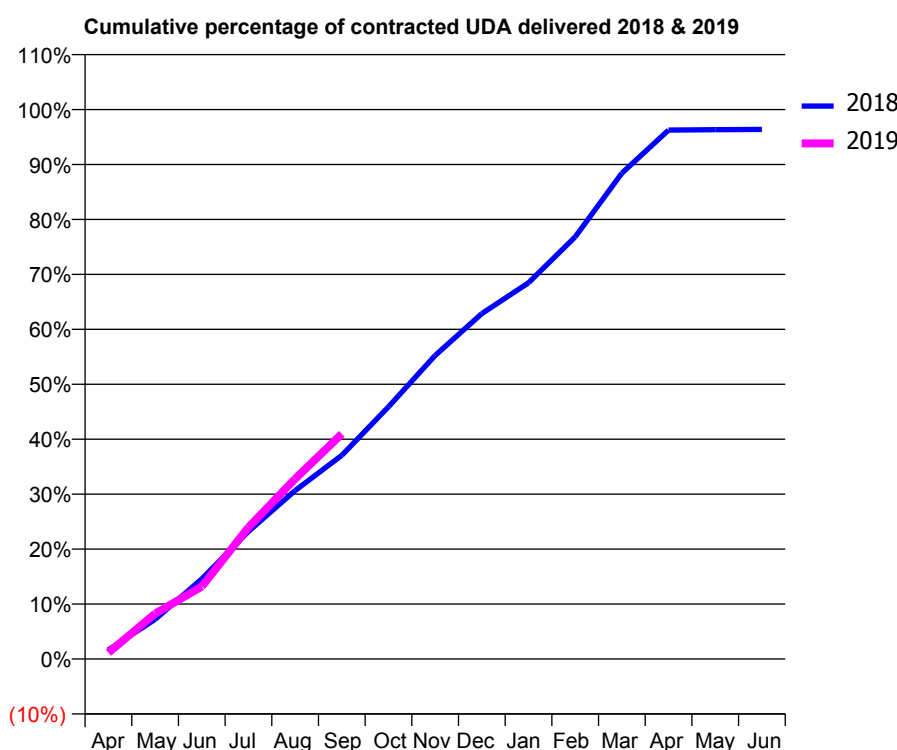
18/19 Contracted general activity (UDA)	17,394
Carry forward general activity (UDA)	629
18/19 Contracted orthodontic activity (UOA)	0
Carry forward orthodontic activity (UOA)	0
Baseline contract value	£452,413.27

## ACCESS\*

Patients seen in 24 months	Total	Change since previous quarter
Quarter ending September 2017	4,471	
Quarter ending December 2017	4,609	↑
Quarter ending March 2018	4,837	↑
Quarter ending June 2018	4,944	↑
Quarter ending September 2018	5,028	→
<b>Variance since September 2017</b>	<b>12.5%</b>	<b>↑</b>



## ACTIVITY



Adjusted Scheduled Activity (UDA)		
Month	2018	2019
April	290	199
May	1,256	1,437
June	2,534	2,293
July	4,037	4,169
August	5,332	5,705
September	6,449	7,128
October	7,986	
November	9,609	
December	10,933	
January	11,909	
February	13,361	
March	15,380	
April	16,741	
May	16,757	
June	16,765	

## QUALITY

	Quantity	Base Number	Contract	AT	Region	England
% of FP17s for the same patient ID Re-attending within 3 months - Children	79	1,371	5.8%	9.4%	11.1%	11.6%
% of FP17s for the same patient ID Re-attending within 3 months - Adults	303	2,460	12.3%	13.9%	15.3%	15.5%
% of FP17s for the same patient ID Re-attending between 3 & 9 months - Children	901	1,371	65.7%	59.4%	61.1%	58.8%
% of FP17s for the same patient ID Re-attending between 3 & 9 months - Adults	1,565	2,460	63.6%	50.4%	52.3%	51.1%
% of FP17s for Band 1 Urgent Courses	164	3,432	4.8%	10.0%	9.5%	9.0%
% of FP17s Relating to Free Repair or Replacements	18	3,432	0.5%	0.8%	0.7%	0.8%
% of FP17s Relating to Continuations	42	3,432	1.2%	1.0%	0.8%	0.9%
% of Patients satisfied with the dentistry they have received	5	7	N/A	93.9%	93.6%	93.3%
% of Patients satisfied with the time they had to wait for an appointment	5	7	N/A	85.6%	88.8%	88.9%

\* This is based on patients treated on this contract for their most recent course of treatment. Figures in italics indicate the base number of FP17s or Patient Questionnaire responses are less than 100. N/A is shown where the base number of responses is less than 10 during the period. % is calculated as Quantity/Base number\*100

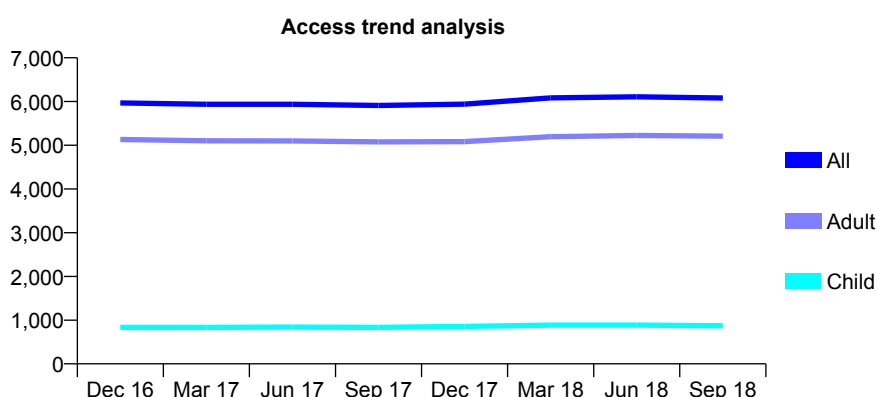
## Q66 - Vital Signs At a Glance Contract Report for 170062/0001 - September 2018

Name or company name	St Pauls Dental Practice Ltd
Contract type name	GDS Contract
Purpose of contract	General
Contract start date	01/04/2009
Contract end date	

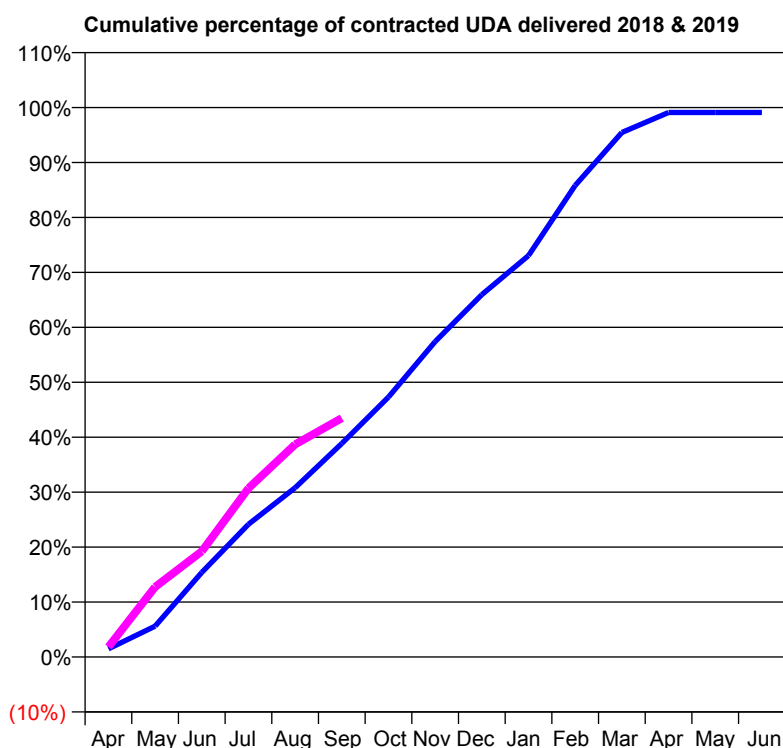
18/19 Contracted general activity (UDA)	19,373
Carry forward general activity (UDA)	176
18/19 Contracted orthodontic activity (UOA)	0
Carry forward orthodontic activity (UOA)	0
Baseline contract value	£646,624.56

### ACCESS\*

Patients seen in 24 months	Total	Change since previous quarter
Quarter ending September 2017	5,911	
Quarter ending December 2017	5,939	→
Quarter ending March 2018	6,082	↑
Quarter ending June 2018	6,109	→
Quarter ending September 2018	6,080	→
<b>Variance since September 2017</b>	<b>2.9%</b>	<b>↑</b>



### ACTIVITY



Adjusted Scheduled Activity (UDA)		
Month	2018	2019
April	290	355
May	1,090	2,472
June	2,981	3,725
July	4,679	5,947
August	5,968	7,497
September	7,528	8,424
October	9,165	
November	11,123	
December	12,776	
January	14,155	
February	16,624	
March	18,493	
April	19,198	
May	19,197	
June	19,197	

### QUALITY

	Quantity	Base Number	Contract	AT	Region	England
% of FP17s for the same patient ID Re-attending within 3 months - Children	40	784	5.1%	9.4%	11.1%	11.6%
% of FP17s for the same patient ID Re-attending within 3 months - Adults	580	3,977	14.6%	13.9%	15.3%	15.5%
% of FP17s for the same patient ID Re-attending between 3 & 9 months - Children	596	784	76.0%	59.4%	61.1%	58.8%
% of FP17s for the same patient ID Re-attending between 3 & 9 months - Adults	2,054	3,977	51.6%	50.4%	52.3%	51.1%
% of FP17s for Band 1 Urgent Courses	187	4,402	4.2%	10.0%	9.5%	9.0%
% of FP17s Relating to Free Repair or Replacements	54	4,402	1.2%	0.8%	0.7%	0.8%
% of FP17s Relating to Continuations	116	4,402	2.6%	1.0%	0.8%	0.9%
% of Patients satisfied with the dentistry they have received	9	10	90.0%	93.9%	93.6%	93.3%
% of Patients satisfied with the time they had to wait for an appointment	10	10	100.0%	85.6%	88.8%	88.9%

\* This is based on patients treated on this contract for their most recent course of treatment. Figures in italics indicate the base number of FP17s or Patient Questionnaire responses are less than 100. N/A is shown where the base number of responses is less than 10 during the period. % is calculated as Quantity/Base number\*100

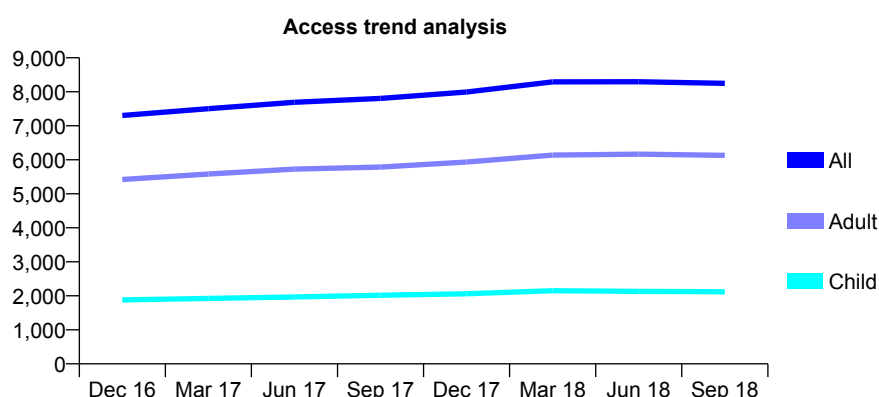
# Q66 - Vital Signs At a Glance Contract Report for 170909/0001 - September 2018

Name or company name	Larkham House Dental Practice Limited
Contract type name	GDS Contract
Purpose of contract	General
Contract start date	06/01/2014
Contract end date	

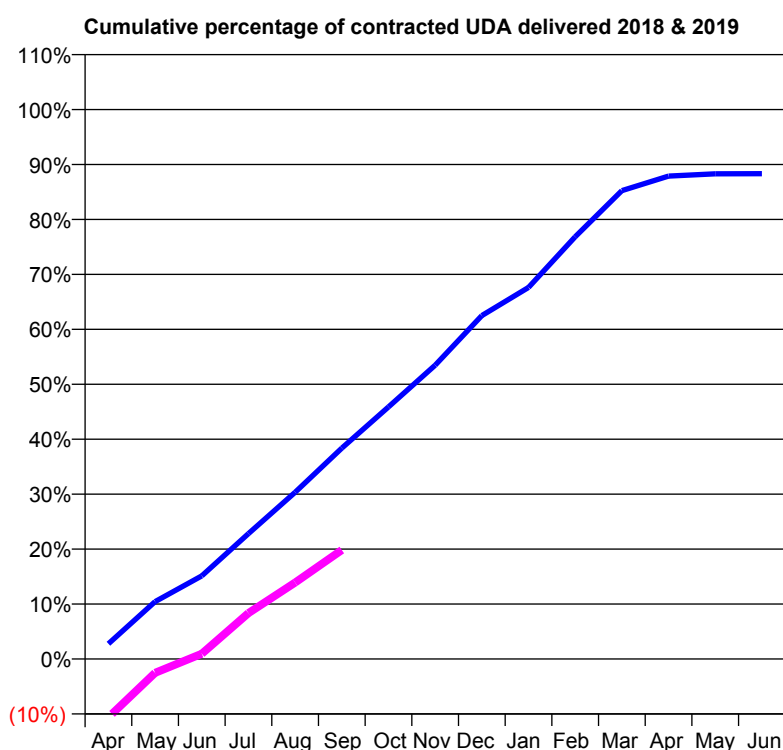
18/19 Contracted general activity (UDA)	25,338
Carry forward general activity (UDA)	3,313
18/19 Contracted orthodontic activity (UOA)	0
Carry forward orthodontic activity (UOA)	0
Baseline contract value	£654,662.26

## ACCESS\*

Patients seen in 24 months	Total	Change since previous quarter
Quarter ending September 2017	7,807	
Quarter ending December 2017	7,993	↑
Quarter ending March 2018	8,292	↑
Quarter ending June 2018	8,298	→
Quarter ending September 2018	8,250	→
<b>Variance since September 2017</b>	<b>5.7%</b>	<b>↑</b>



## ACTIVITY



Adjusted Scheduled Activity (UDA)		
Month	2018	2019
April	784	-2,697
May	2,957	-643
June	4,288	242
July	6,468	2,118
August	8,598	3,527
September	10,873	5,024
October	13,004	
November	15,153	
December	17,712	
January	19,159	
February	21,778	
March	24,152	
April	24,902	
May	25,024	
June	25,025	

## QUALITY

	Quantity	Base Number	Contract	AT	Region	England
% of FP17s for the same patient ID Re-attending within 3 months - Children	73	1,372	5.3%	9.4%	11.1%	11.6%
% of FP17s for the same patient ID Re-attending within 3 months - Adults	550	3,611	15.2%	13.9%	15.3%	15.5%
% of FP17s for the same patient ID Re-attending between 3 & 9 months - Children	940	1,372	68.5%	59.4%	61.1%	58.8%
% of FP17s for the same patient ID Re-attending between 3 & 9 months - Adults	2,173	3,611	60.2%	50.4%	52.3%	51.1%
% of FP17s for Band 1 Urgent Courses	479	4,565	10.5%	10.0%	9.5%	9.0%
% of FP17s Relating to Free Repair or Replacements	48	4,565	1.1%	0.8%	0.7%	0.8%
% of FP17s Relating to Continuations	99	4,565	2.2%	1.0%	0.8%	0.9%
% of Patients satisfied with the dentistry they have received	7	7	N/A	93.9%	93.6%	93.3%
% of Patients satisfied with the time they had to wait for an appointment	6	7	N/A	85.6%	88.8%	88.9%

\* This is based on patients treated on this contract for their most recent course of treatment. Figures in italics indicate the base number of FP17s or Patient Questionnaire responses are less than 100. N/A is shown where the base number of responses is less than 10 during the period. % is calculated as Quantity/Base number\*100

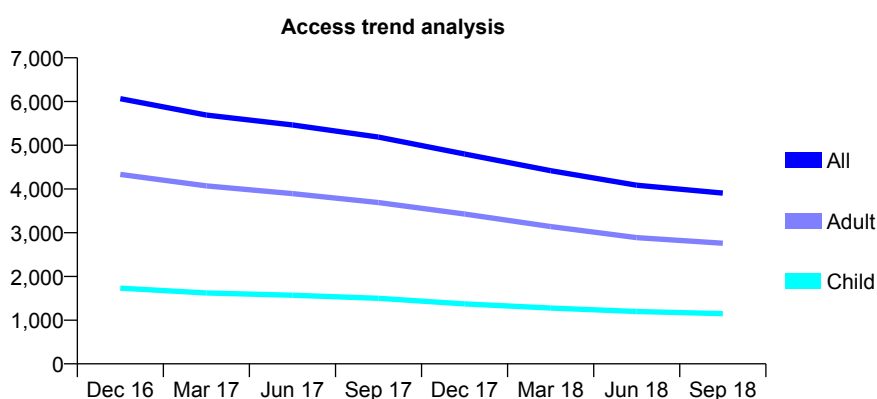
## Q66 - Vital Signs At a Glance Contract Report for 172146/0001 - September 2018

Name or company name	Westpark Dental Practice Limited
Contract type name	GDS Contract
Purpose of contract	General
Contract start date	01/04/2011
Contract end date	

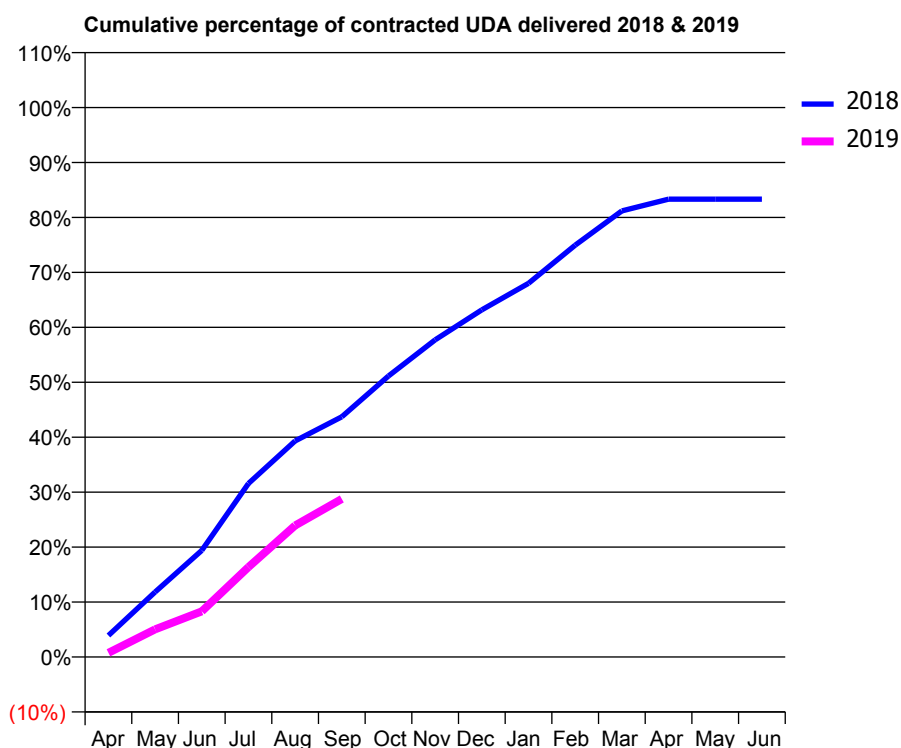
18/19 Contracted general activity (UDA)	17,160
Carry forward general activity (UDA)	104
18/19 Contracted orthodontic activity (UOA)	0
Carry forward orthodontic activity (UOA)	0
Baseline contract value	£401,818.41

### ACCESS\*

Patients seen in 24 months	Total	Change since previous quarter
Quarter ending September 2017	5,188	
Quarter ending December 2017	4,800	↓
Quarter ending March 2018	4,417	↓
Quarter ending June 2018	4,085	↓
Quarter ending September 2018	3,906	↓
<b>Variance since September 2017</b>	<b>(24.7%)</b>	↓



### ACTIVITY



Adjusted Scheduled Activity (UDA)		
Month	2018	2019
April	379	130
May	1,145	864
June	1,876	1,428
July	3,053	2,808
August	3,802	4,108
September	4,225	4,937
October	4,945	
November	5,580	
December	6,109	
January	6,575	
February	7,246	
March	7,849	
April	8,056	
May	8,056	
June	8,056	

### QUALITY

	Quantity	Base Number	Contract	AT	Region	England
% of FP17s for the same patient ID Re-attending within 3 months - Children	21	595	3.5%	9.4%	11.1%	11.6%
% of FP17s for the same patient ID Re-attending within 3 months - Adults	150	1,259	11.9%	13.9%	15.3%	15.5%
% of FP17s for the same patient ID Re-attending between 3 & 9 months - Children	134	595	22.5%	59.4%	61.1%	58.8%
% of FP17s for the same patient ID Re-attending between 3 & 9 months - Adults	341	1,259	27.1%	50.4%	52.3%	51.1%
% of FP17s for Band 1 Urgent Courses	164	1,786	9.2%	10.0%	9.5%	9.0%
% of FP17s Relating to Free Repair or Replacements	8	1,786	0.4%	0.8%	0.7%	0.8%
% of FP17s Relating to Continuations	19	1,786	1.1%	1.0%	0.8%	0.9%
% of Patients satisfied with the dentistry they have received	1	2	N/A	93.9%	93.6%	93.3%
% of Patients satisfied with the time they had to wait for an appointment	1	2	N/A	85.6%	88.8%	88.9%

\* This is based on patients treated on this contract for their most recent course of treatment. Figures in italics indicate the base number of FP17s or Patient Questionnaire responses are less than 100. N/A is shown where the base number of responses is less than 10 during the period. % is calculated as Quantity/Base number\*100



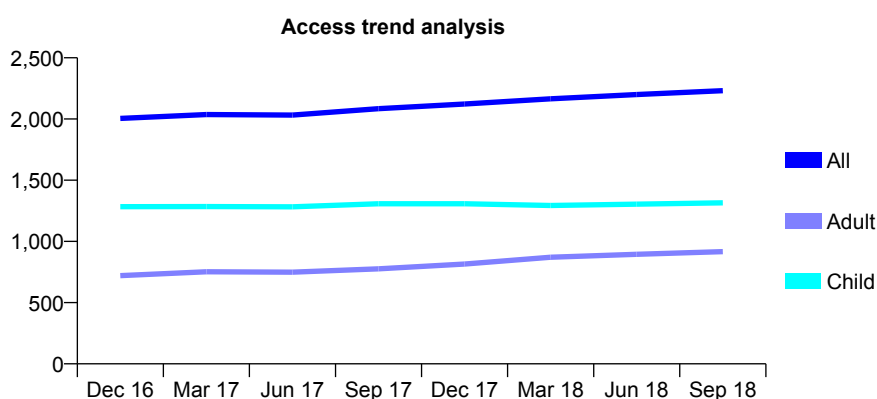
## Q66 - Vital Signs At a Glance Contract Report for 174033/0001 - September 2018

Name or company name	El-Nashar Dental Care Ltd
Contract type name	GDS Contract
Purpose of contract	General
Contract start date	01/01/2008
Contract end date	

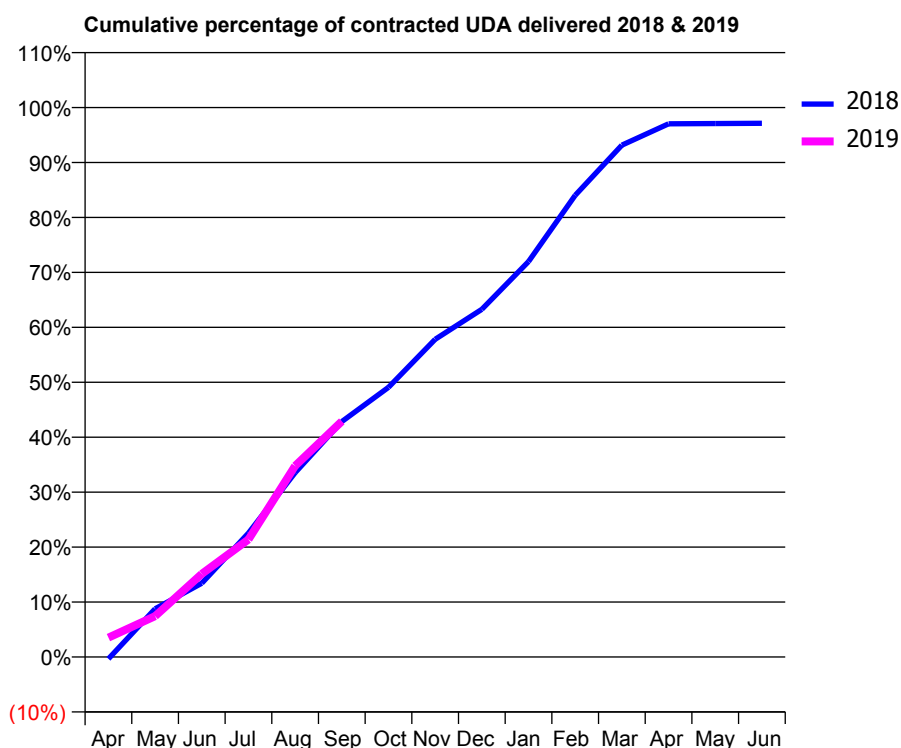
18/19 Contracted general activity (UDA)	7,000
Carry forward general activity (UDA)	201
18/19 Contracted orthodontic activity (UOA)	0
Carry forward orthodontic activity (UOA)	0
Baseline contract value	£232,450.69

### ACCESS\*

Patients seen in 24 months	Total	Change since previous quarter
Quarter ending September 2017	2,084	
Quarter ending December 2017	2,123	→
Quarter ending March 2018	2,165	→
Quarter ending June 2018	2,200	→
Quarter ending September 2018	2,232	→
<b>Variance since September 2017</b>	<b>7.1%</b>	<b>↑</b>



### ACTIVITY



Adjusted Scheduled Activity (UDA)		
Month	2018	2019
April	-24	247
May	615	521
June	941	1,060
July	1,579	1,498
August	2,349	2,435
September	2,998	3,003
October	3,436	
November	4,046	
December	4,429	
January	5,038	
February	5,882	
March	6,521	
April	6,792	
May	6,795	
June	6,799	

### QUALITY

	Quantity	Base Number	Contract	AT	Region	England
% of FP17s for the same patient ID Re-attending within 3 months - Children	71	1,319	5.4%	9.4%	11.1%	11.6%
% of FP17s for the same patient ID Re-attending within 3 months - Adults	103	714	14.4%	13.9%	15.3%	15.5%
% of FP17s for the same patient ID Re-attending between 3 & 9 months - Children	1,000	1,319	75.8%	59.4%	61.1%	58.8%
% of FP17s for the same patient ID Re-attending between 3 & 9 months - Adults	466	714	65.3%	50.4%	52.3%	51.1%
% of FP17s for Band 1 Urgent Courses	116	1,864	6.2%	10.0%	9.5%	9.0%
% of FP17s Relating to Free Repair or Replacements	5	1,864	0.3%	0.8%	0.7%	0.8%
% of FP17s Relating to Continuations	2	1,864	0.1%	1.0%	0.8%	0.9%
% of Patients satisfied with the dentistry they have received	3	3	N/A	93.9%	93.6%	93.3%
% of Patients satisfied with the time they had to wait for an appointment	3	3	N/A	85.6%	88.8%	88.9%

\* This is based on patients treated on this contract for their most recent course of treatment. Figures in italics indicate the base number of FP17s or Patient Questionnaire responses are less than 100. N/A is shown where the base number of responses is less than 10 during the period. % is calculated as Quantity/Base number\*100

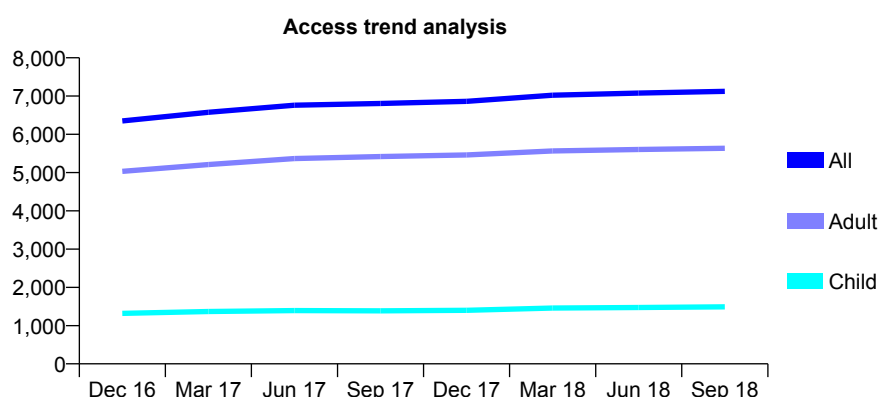
# Q66 - Vital Signs At a Glance Contract Report for 174068/0001 - September 2018

Name or company name	The Treatment Centre Limited
Contract type name	GDS Contract
Purpose of contract	General
Contract start date	06/04/2012
Contract end date	

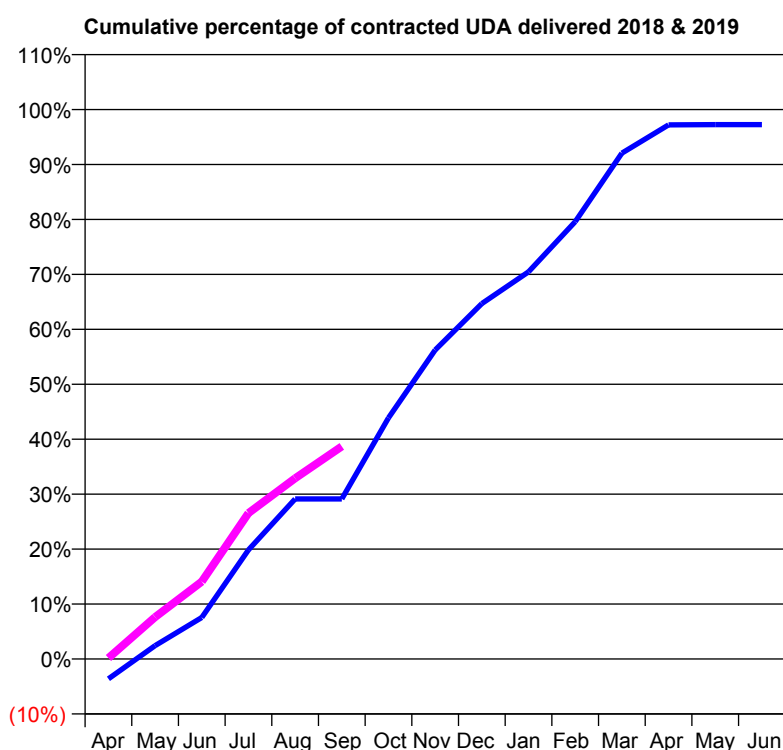
18/19 Contracted general activity (UDA)	16,062
Carry forward general activity (UDA)	318
18/19 Contracted orthodontic activity (UOA)	0
Carry forward orthodontic activity (UOA)	0
Baseline contract value	£424,513.93

## ACCESS\*

Patients seen in 24 months	Total	Change since previous quarter
Quarter ending September 2017	6,806	
Quarter ending December 2017	6,863	→
Quarter ending March 2018	7,022	↑
Quarter ending June 2018	7,077	→
Quarter ending September 2018	7,125	→
<b>Variance since September 2017</b>	<b>4.7%</b>	<b>↑</b>



## ACTIVITY



Adjusted Scheduled Activity (UDA)		
Month	2018	2019
April	-601	28
May	404	1,224
June	1,253	2,263
July	3,289	4,268
August	4,823	5,283
September	4,823	6,215
October	7,267	
November	9,313	
December	10,714	
January	11,668	
February	13,180	
March	15,246	
April	16,097	
May	16,106	
June	16,106	

## QUALITY

	Quantity	Base Number	Contract	AT	Region	England
% of FP17s for the same patient ID Re-attending within 3 months - Children	31	892	3.5%	9.4%	11.1%	11.6%
% of FP17s for the same patient ID Re-attending within 3 months - Adults	296	3,497	8.5%	13.9%	15.3%	15.5%
% of FP17s for the same patient ID Re-attending between 3 & 9 months - Children	412	892	46.2%	59.4%	61.1%	58.8%
% of FP17s for the same patient ID Re-attending between 3 & 9 months - Adults	1,756	3,497	50.2%	50.4%	52.3%	51.1%
% of FP17s for Band 1 Urgent Courses	187	3,601	5.2%	10.0%	9.5%	9.0%
% of FP17s Relating to Free Repair or Replacements	47	3,601	1.3%	0.8%	0.7%	0.8%
% of FP17s Relating to Continuations	16	3,601	0.4%	1.0%	0.8%	0.9%
% of Patients satisfied with the dentistry they have received	6	6	N/A	93.9%	93.6%	93.3%
% of Patients satisfied with the time they had to wait for an appointment	6	6	N/A	85.6%	88.8%	88.9%

\* This is based on patients treated on this contract for their most recent course of treatment. Figures in italics indicate the base number of FP17s or Patient Questionnaire responses are less than 100. N/A is shown where the base number of responses is less than 10 during the period. % is calculated as Quantity/Base number\*100

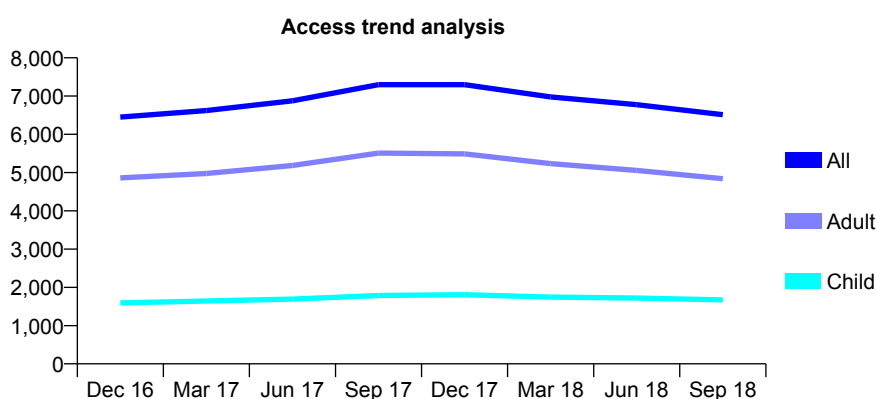
## Q66 - Vital Signs At a Glance Contract Report for 174807/0001 - September 2018

Name or company name	Smile Care Paignton Ltd
Contract type name	PDS Plus Contract
Purpose of contract	General
Contract start date	23/07/2012
Contract end date	31/03/2020

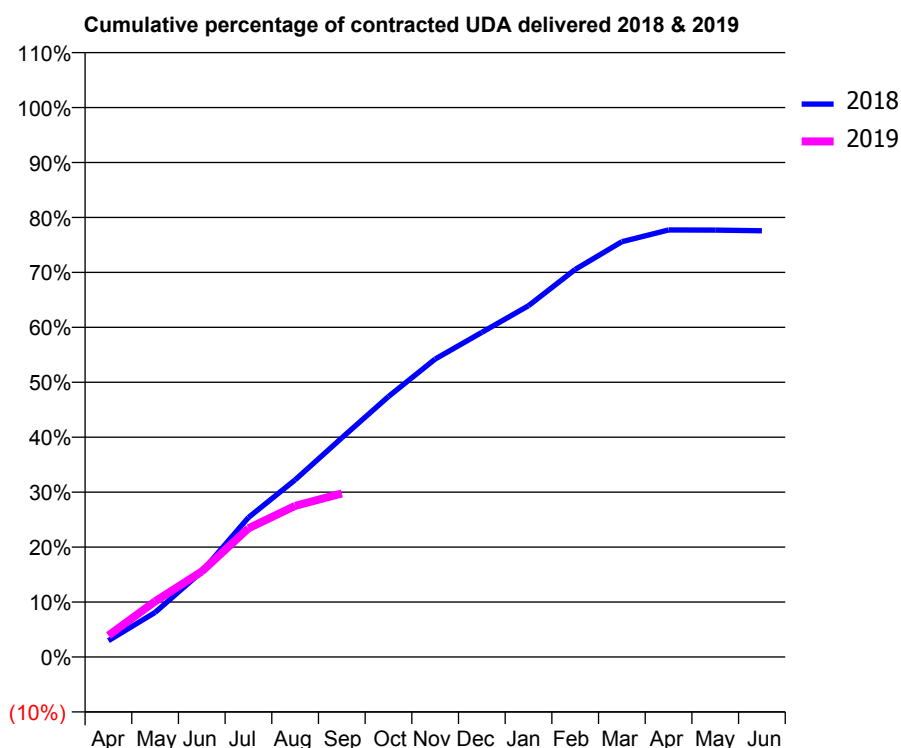
18/19 Contracted general activity (UDA)	22,000
Carry forward general activity (UDA)	0
18/19 Contracted orthodontic activity (UOA)	0
Carry forward orthodontic activity (UOA)	0
Baseline contract value	£353,343.74

### ACCESS\*

Patients seen in 24 months	Total	Change since previous quarter
Quarter ending September 2017	7,297	
Quarter ending December 2017	7,298	→
Quarter ending March 2018	6,976	↓
Quarter ending June 2018	6,774	↓
Quarter ending September 2018	6,514	↓
<b>Variance since September 2017</b>	<b>(10.7%)</b>	<b>↓</b>



### ACTIVITY



Adjusted Scheduled Activity (UDA)		
Month	2018	2019
April	652	860
May	1,786	2,231
June	3,421	3,426
July	5,589	5,156
August	7,090	6,049
September	8,774	6,547
October	10,431	
November	11,927	
December	12,997	
January	14,067	
February	15,516	
March	16,627	
April	17,097	
May	17,092	
June	17,065	

### QUALITY

	Quantity	Base Number	Contract	AT	Region	England
% of FP17s for the same patient ID Re-attending within 3 months - Children	74	967	7.7%	9.4%	11.1%	11.6%
% of FP17s for the same patient ID Re-attending within 3 months - Adults	407	2,748	14.8%	13.9%	15.3%	15.5%
% of FP17s for the same patient ID Re-attending between 3 & 9 months - Children	464	967	48.0%	59.4%	61.1%	58.8%
% of FP17s for the same patient ID Re-attending between 3 & 9 months - Adults	1,403	2,748	51.1%	50.4%	52.3%	51.1%
% of FP17s for Band 1 Urgent Courses	388	3,469	11.2%	10.0%	9.5%	9.0%
% of FP17s Relating to Free Repair or Replacements	38	3,469	1.1%	0.8%	0.7%	0.8%
% of FP17s Relating to Continuations	39	3,469	1.1%	1.0%	0.8%	0.9%
% of Patients satisfied with the dentistry they have received	4	5	N/A	93.9%	93.6%	93.3%
% of Patients satisfied with the time they had to wait for an appointment	3	5	N/A	85.6%	88.8%	88.9%

\* This is based on patients treated on this contract for their most recent course of treatment. Figures in italics indicate the base number of FP17s or Patient Questionnaire responses are less than 100. N/A is shown where the base number of responses is less than 10 during the period. % is calculated as Quantity/Base number\*100

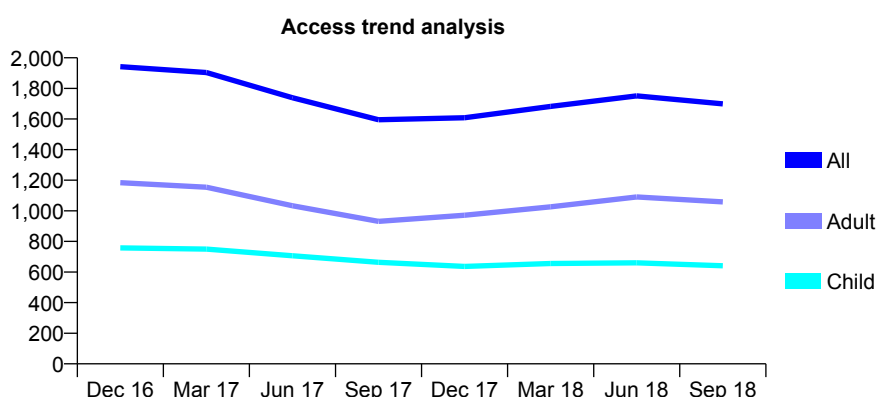
# Q66 - Vital Signs At a Glance Contract Report for 174807/0002 - September 2018

Name or company name	Smile Care Paignton Ltd
Contract type name	GDS Contract
Purpose of contract	General
Contract start date	05/11/2012
Contract end date	

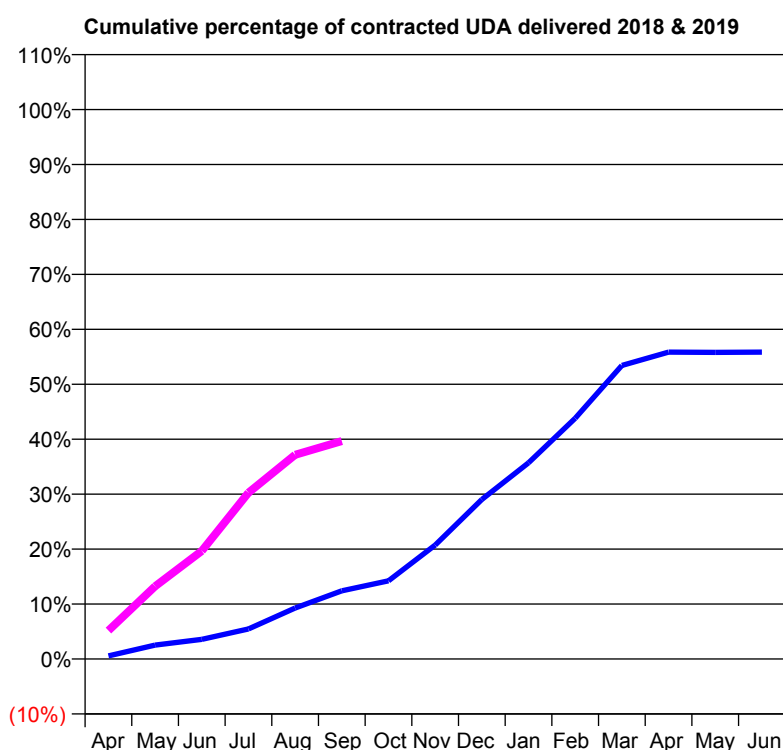
18/19 Contracted general activity (UDA)	6,000
Carry forward general activity (UDA)	0
18/19 Contracted orthodontic activity (UOA)	0
Carry forward orthodontic activity (UOA)	0
Baseline contract value	£166,999.83

## ACCESS\*

Patients seen in 24 months	Total	Change since previous quarter
Quarter ending September 2017	1,595	
Quarter ending December 2017	1,608	→
Quarter ending March 2018	1,682	↑
Quarter ending June 2018	1,751	↑
Quarter ending September 2018	1,699	↓
<b>Variance since September 2017</b>	<b>6.5%</b>	<b>↑</b>



## ACTIVITY



Adjusted Scheduled Activity (UDA)		
Month	2018	2019
April	34	311
May	153	794
June	215	1,180
July	328	1,817
August	556	2,230
September	745	2,380
October	854	
November	1,244	
December	1,742	
January	2,143	
February	2,629	
March	3,206	
April	3,350	
May	3,347	
June	3,351	

## QUALITY

	Quantity	Base Number	Contract	AT	Region	England
% of FP17s for the same patient ID Re-attending within 3 months - Children	40	476	8.4%	9.4%	11.1%	11.6%
% of FP17s for the same patient ID Re-attending within 3 months - Adults	135	703	19.2%	13.9%	15.3%	15.5%
% of FP17s for the same patient ID Re-attending between 3 & 9 months - Children	293	476	61.6%	59.4%	61.1%	58.8%
% of FP17s for the same patient ID Re-attending between 3 & 9 months - Adults	273	703	38.8%	50.4%	52.3%	51.1%
% of FP17s for Band 1 Urgent Courses	82	1,116	7.3%	10.0%	9.5%	9.0%
% of FP17s Relating to Free Repair or Replacements	10	1,116	0.9%	0.8%	0.7%	0.8%
% of FP17s Relating to Continuations	8	1,116	0.7%	1.0%	0.8%	0.9%
% of Patients satisfied with the dentistry they have received	0	1	N/A	93.9%	93.6%	93.3%
% of Patients satisfied with the time they had to wait for an appointment	0	1	N/A	85.6%	88.8%	88.9%

\* This is based on patients treated on this contract for their most recent course of treatment. Figures in italics indicate the base number of FP17s or Patient Questionnaire responses are less than 100. N/A is shown where the base number of responses is less than 10 during the period. % is calculated as Quantity/Base number\*100

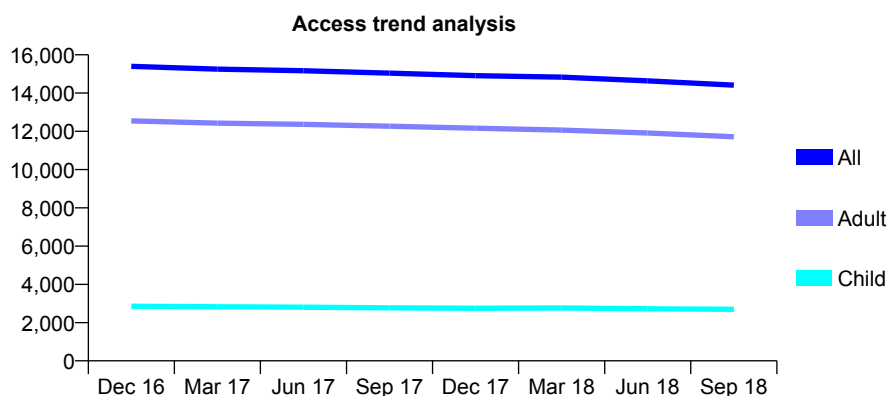
## Q66 - Vital Signs At a Glance Contract Report for 175064/0001 - September 2018

Name or company name	Milehouse Dental Care Ltd
Contract type name	GDS Contract
Purpose of contract	General
Contract start date	01/09/2012
Contract end date	

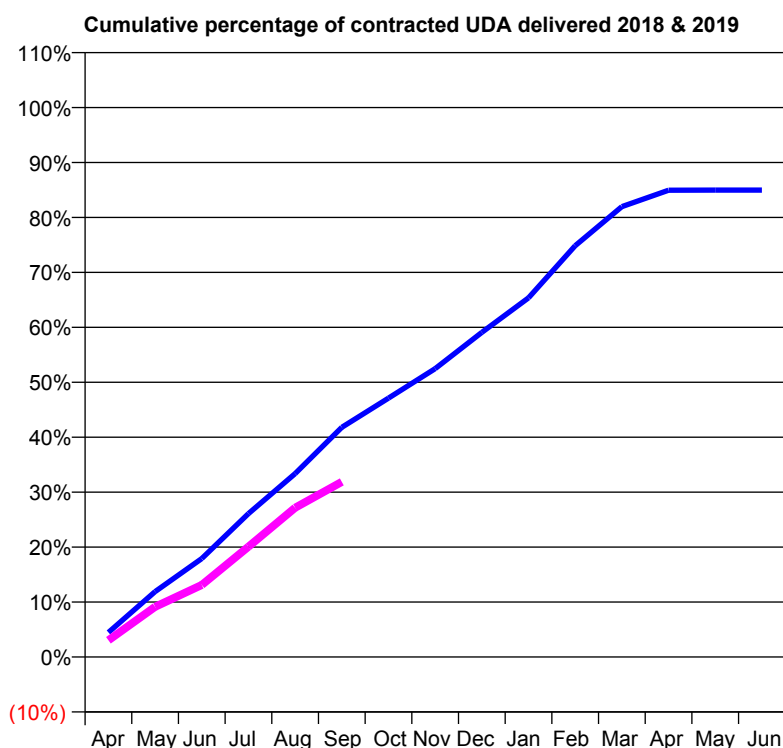
18/19 Contracted general activity (UDA)	40,396
Carry forward general activity (UDA)	0
18/19 Contracted orthodontic activity (UOA)	0
Carry forward orthodontic activity (UOA)	0
Baseline contract value	£1,081,738.39

### ACCESS\*

Patients seen in 24 months	Total	Change since previous quarter
Quarter ending September 2017	15,042	
Quarter ending December 2017	14,908	→
Quarter ending March 2018	14,830	→
Quarter ending June 2018	14,636	↓
Quarter ending September 2018	14,411	↓
<b>Variance since September 2017</b>	<b>(4.2%)</b>	<b>↓</b>



### ACTIVITY



Adjusted Scheduled Activity (UDA)		
Month	2018	2019
April	1,806	1,234
May	4,812	3,687
June	7,241	5,298
July	10,542	8,115
August	13,483	10,971
September	16,881	12,880
October	19,033	
November	21,196	
December	23,866	
January	26,400	
February	30,237	
March	33,114	
April	34,313	
May	34,320	
June	34,325	

### QUALITY

	Quantity	Base Number	Contract	AT	Region	England
% of FP17s for the same patient ID Re-attending within 3 months - Children	99	1,956	5.1%	9.4%	11.1%	11.6%
% of FP17s for the same patient ID Re-attending within 3 months - Adults	794	6,093	13.0%	13.9%	15.3%	15.5%
% of FP17s for the same patient ID Re-attending between 3 & 9 months - Children	1,408	1,956	72.0%	59.4%	61.1%	58.8%
% of FP17s for the same patient ID Re-attending between 3 & 9 months - Adults	1,652	6,093	27.1%	50.4%	52.3%	51.1%
% of FP17s for Band 1 Urgent Courses	715	7,326	9.8%	10.0%	9.5%	9.0%
% of FP17s Relating to Free Repair or Replacements	73	7,326	1.0%	0.8%	0.7%	0.8%
% of FP17s Relating to Continuations	64	7,326	0.9%	1.0%	0.8%	0.9%
% of Patients satisfied with the dentistry they have received	9	9	N/A	93.9%	93.6%	93.3%
% of Patients satisfied with the time they had to wait for an appointment	6	9	N/A	85.6%	88.8%	88.9%

\* This is based on patients treated on this contract for their most recent course of treatment. Figures in italics indicate the base number of FP17s or Patient Questionnaire responses are less than 100. N/A is shown where the base number of responses is less than 10 during the period. % is calculated as Quantity/Base number\*100

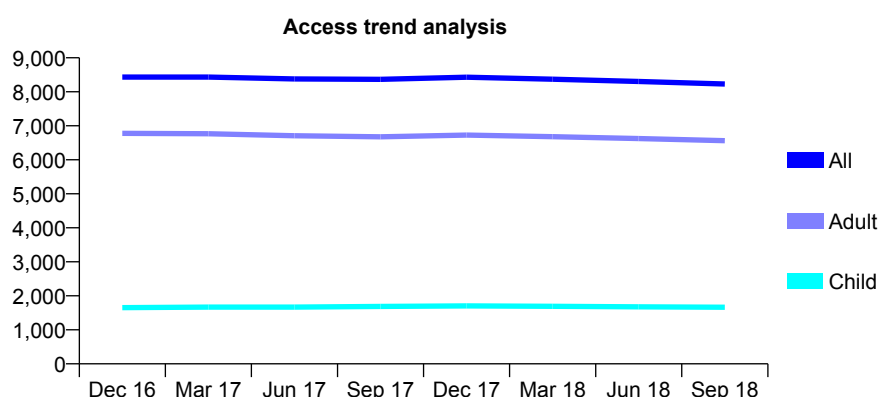
# Q66 - Vital Signs At a Glance Contract Report for 175617/0001 - September 2018

Name or company name	Mr J Nuttall & Dr T Hodges
Contract type name	GDS Contract
Purpose of contract	General
Contract start date	01/04/2014
Contract end date	

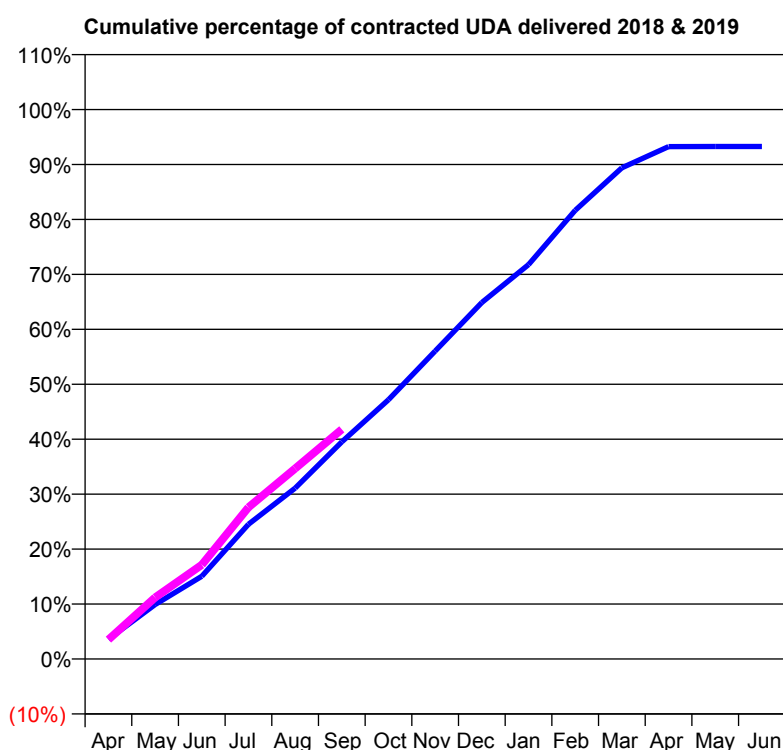
18/19 Contracted general activity (UDA)	21,000
Carry forward general activity (UDA)	0
18/19 Contracted orthodontic activity (UOA)	0
Carry forward orthodontic activity (UOA)	0
Baseline contract value	£536,239.70

## ACCESS\*

Patients seen in 24 months	Total	Change since previous quarter
Quarter ending September 2017	8,367	
Quarter ending December 2017	8,429	→
Quarter ending March 2018	8,372	→
Quarter ending June 2018	8,305	→
Quarter ending September 2018	8,228	→
<b>Variance since September 2017</b>	<b>(1.7%)</b>	<b>↓</b>



## ACTIVITY



Adjusted Scheduled Activity (UDA)		
Month	2018	2019
April	757	741
May	2,084	2,351
June	3,161	3,600
July	5,147	5,796
August	6,533	7,280
September	8,301	8,777
October	9,907	
November	11,771	
December	13,624	
January	15,073	
February	17,148	
March	18,772	
April	19,581	
May	19,588	
June	19,589	

## QUALITY

	Quantity	Base Number	Contract	AT	Region	England
% of FP17s for the same patient ID Re-attending within 3 months - Children	57	1,226	4.6%	9.4%	11.1%	11.6%
% of FP17s for the same patient ID Re-attending within 3 months - Adults	707	4,577	15.4%	13.9%	15.3%	15.5%
% of FP17s for the same patient ID Re-attending between 3 & 9 months - Children	778	1,226	63.5%	59.4%	61.1%	58.8%
% of FP17s for the same patient ID Re-attending between 3 & 9 months - Adults	2,354	4,577	51.4%	50.4%	52.3%	51.1%
% of FP17s for Band 1 Urgent Courses	390	4,493	8.7%	10.0%	9.5%	9.0%
% of FP17s Relating to Free Repair or Replacements	21	4,493	0.5%	0.8%	0.7%	0.8%
% of FP17s Relating to Continuations	33	4,493	0.7%	1.0%	0.8%	0.9%
% of Patients satisfied with the dentistry they have received	7	7	N/A	93.9%	93.6%	93.3%
% of Patients satisfied with the time they had to wait for an appointment	7	7	N/A	85.6%	88.8%	88.9%

\* This is based on patients treated on this contract for their most recent course of treatment. Figures in italics indicate the base number of FP17s or Patient Questionnaire responses are less than 100. N/A is shown where the base number of responses is less than 10 during the period. % is calculated as Quantity/Base number\*100

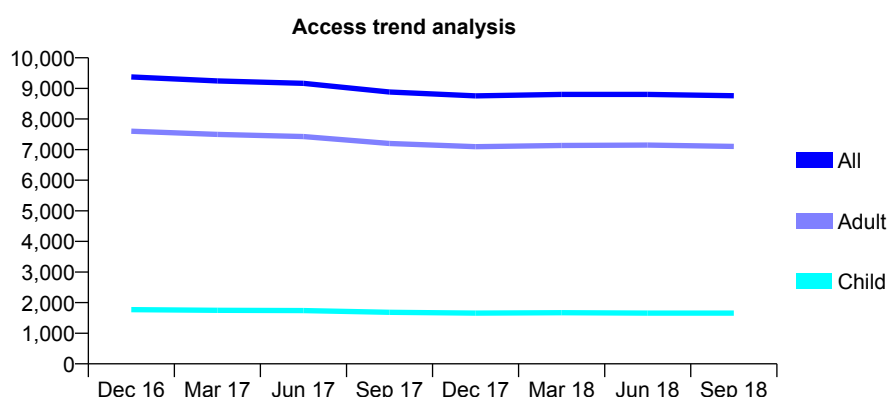
# Q66 - Vital Signs At a Glance Contract Report for 175986/0001 - September 2018

Name or company name	DEN DENTAL GROUP PRACTICE LLP
Contract type name	GDS Contract
Purpose of contract	General
Contract start date	01/06/2011
Contract end date	

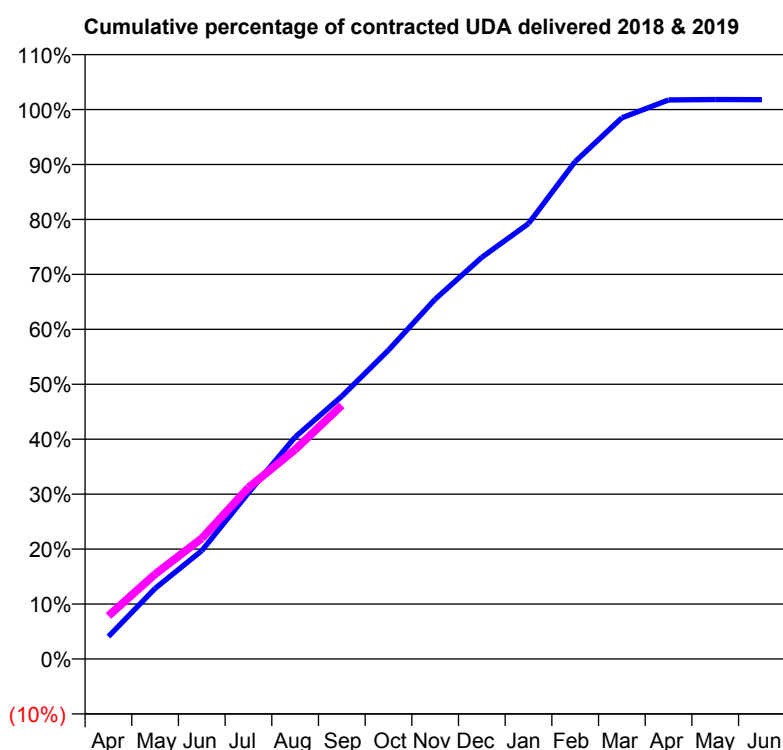
18/19 Contracted general activity (UDA)	26,014
Carry forward general activity (UDA)	-485
18/19 Contracted orthodontic activity (UOA)	0
Carry forward orthodontic activity (UOA)	0
Baseline contract value	£829,773.23

## ACCESS\*

Patients seen in 24 months	Total	Change since previous quarter
Quarter ending September 2017	8,883	
Quarter ending December 2017	8,754	↓
Quarter ending March 2018	8,806	→
Quarter ending June 2018	8,803	→
Quarter ending September 2018	8,761	→
<b>Variance since September 2017</b>	<b>(1.4%)</b>	<b>↓</b>



## ACTIVITY



Adjusted Scheduled Activity (UDA)		
Month	2018	2019
April	1,066	2,043
May	3,344	4,018
June	5,127	5,707
July	7,869	8,114
August	10,509	9,915
September	12,440	12,010
October	14,622	
November	17,037	
December	19,016	
January	20,616	
February	23,552	
March	25,620	
April	26,467	
May	26,483	
June	26,480	

## QUALITY

	Quantity	Base Number	Contract	AT	Region	England
% of FP17s for the same patient ID Re-attending within 3 months - Children	50	1,362	3.7%	9.4%	11.1%	11.6%
% of FP17s for the same patient ID Re-attending within 3 months - Adults	591	5,318	11.1%	13.9%	15.3%	15.5%
% of FP17s for the same patient ID Re-attending between 3 & 9 months - Children	929	1,362	68.2%	59.4%	61.1%	58.8%
% of FP17s for the same patient ID Re-attending between 3 & 9 months - Adults	3,169	5,318	59.6%	50.4%	52.3%	51.1%
% of FP17s for Band 1 Urgent Courses	450	6,314	7.1%	10.0%	9.5%	9.0%
% of FP17s Relating to Free Repair or Replacements	64	6,314	1.0%	0.8%	0.7%	0.8%
% of FP17s Relating to Continuations	43	6,314	0.7%	1.0%	0.8%	0.9%
% of Patients satisfied with the dentistry they have received	13	13	100.0%	93.9%	93.6%	93.3%
% of Patients satisfied with the time they had to wait for an appointment	11	13	84.6%	85.6%	88.8%	88.9%

\* This is based on patients treated on this contract for their most recent course of treatment. Figures in italics indicate the base number of FP17s or Patient Questionnaire responses are less than 100. N/A is shown where the base number of responses is less than 10 during the period. % is calculated as Quantity/Base number\*100



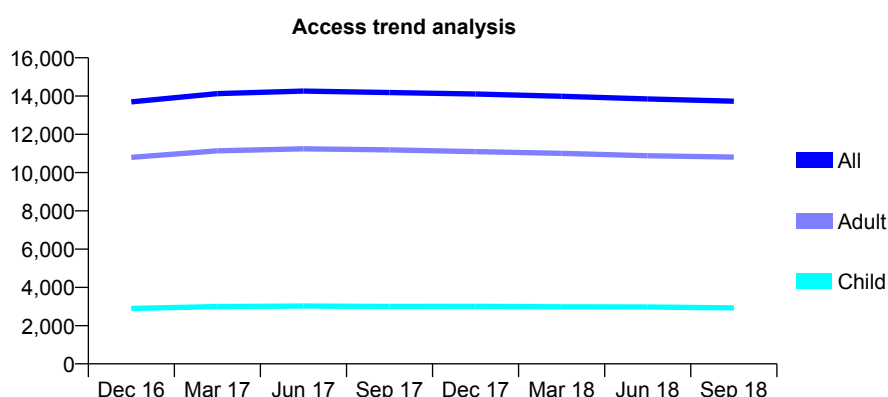
# Q66 - Vital Signs At a Glance Contract Report for 175986/0002 - September 2018

Name or company name	DEN DENTAL GROUP PRACTICE LLP
Contract type name	GDS Contract
Purpose of contract	General
Contract start date	01/06/2011
Contract end date	

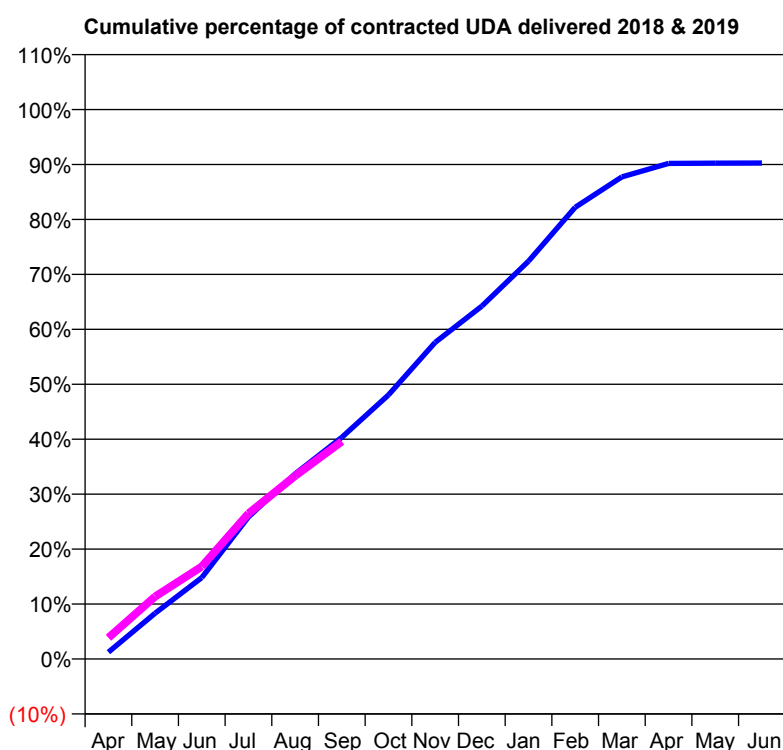
18/19 Contracted general activity (UDA)	34,870
Carry forward general activity (UDA)	0
18/19 Contracted orthodontic activity (UOA)	0
Carry forward orthodontic activity (UOA)	0
Baseline contract value	£1,072,028.51

## ACCESS\*

Patients seen in 24 months	Total	Change since previous quarter
Quarter ending September 2017	14,187	
Quarter ending December 2017	14,107	→
Quarter ending March 2018	13,986	→
Quarter ending June 2018	13,850	→
Quarter ending September 2018	13,731	→
<b>Variance since September 2017</b>	<b>(3.2%)</b>	<b>↓</b>



## ACTIVITY



Adjusted Scheduled Activity (UDA)		
Month	2018	2019
April	440	1,347
May	2,909	3,963
June	5,166	5,870
July	9,014	9,237
August	11,752	11,618
September	14,068	13,803
October	16,762	
November	20,092	
December	22,398	
January	25,242	
February	28,669	
March	30,596	
April	31,451	
May	31,463	
June	31,470	

## QUALITY

	Quantity	Base Number	Contract	AT	Region	England
% of FP17s for the same patient ID Re-attending within 3 months - Children	140	1,791	7.8%	9.4%	11.1%	11.6%
% of FP17s for the same patient ID Re-attending within 3 months - Adults	1,023	6,675	15.3%	13.9%	15.3%	15.5%
% of FP17s for the same patient ID Re-attending between 3 & 9 months - Children	770	1,791	43.0%	59.4%	61.1%	58.8%
% of FP17s for the same patient ID Re-attending between 3 & 9 months - Adults	3,143	6,675	47.1%	50.4%	52.3%	51.1%
% of FP17s for Band 1 Urgent Courses	962	7,943	12.1%	10.0%	9.5%	9.0%
% of FP17s Relating to Free Repair or Replacements	143	7,943	1.8%	0.8%	0.7%	0.8%
% of FP17s Relating to Continuations	42	7,943	0.5%	1.0%	0.8%	0.9%
% of Patients satisfied with the dentistry they have received	11	11	100.0%	93.9%	93.6%	93.3%
% of Patients satisfied with the time they had to wait for an appointment	7	11	63.6%	85.6%	88.8%	88.9%

\* This is based on patients treated on this contract for their most recent course of treatment. Figures in italics indicate the base number of FP17s or Patient Questionnaire responses are less than 100. N/A is shown where the base number of responses is less than 10 during the period. % is calculated as Quantity/Base number\*100

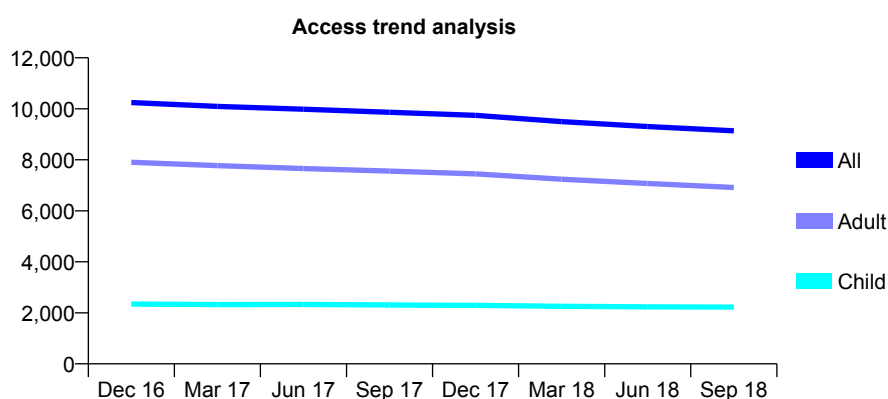
## Q66 - Vital Signs At a Glance Contract Report for 175986/0004 - September 2018

Name or company name	DEN DENTAL GROUP PRACTICE LLP
Contract type name	GDS Contract
Purpose of contract	General
Contract start date	01/06/2011
Contract end date	

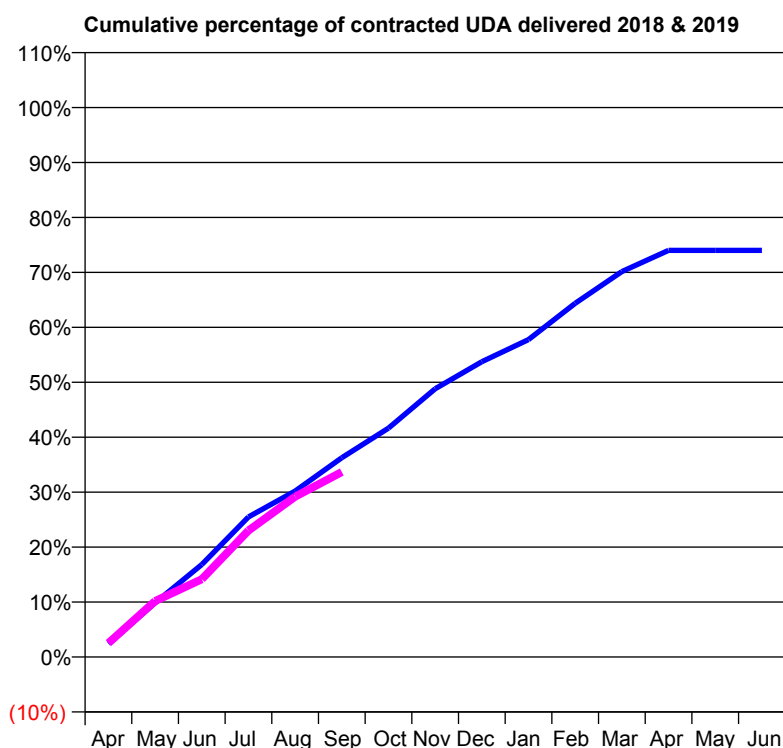
18/19 Contracted general activity (UDA)	28,374
Carry forward general activity (UDA)	0
18/19 Contracted orthodontic activity (UOA)	0
Carry forward orthodontic activity (UOA)	0
Baseline contract value	£784,888.69

### ACCESS\*

Patients seen in 24 months	Total	Change since previous quarter
Quarter ending September 2017	9,863	
Quarter ending December 2017	9,745	↓
Quarter ending March 2018	9,497	↓
Quarter ending June 2018	9,307	↓
Quarter ending September 2018	9,137	↓
<b>Variance since September 2017</b>	<b>(7.4%)</b>	<b>↓</b>



### ACTIVITY



Adjusted Scheduled Activity (UDA)		
Month	2018	2019
April	694	716
May	2,802	2,889
June	4,776	4,018
July	7,232	6,530
August	8,568	8,283
September	10,291	9,556
October	11,820	
November	13,849	
December	15,250	
January	16,389	
February	18,262	
March	19,901	
April	20,998	
May	21,000	
June	21,000	

### QUALITY

	Quantity	Base Number	Contract	AT	Region	England
% of FP17s for the same patient ID Re-attending within 3 months - Children	97	1,610	6.0%	9.4%	11.1%	11.6%
% of FP17s for the same patient ID Re-attending within 3 months - Adults	462	4,603	10.0%	13.9%	15.3%	15.5%
% of FP17s for the same patient ID Re-attending between 3 & 9 months - Children	961	1,610	59.7%	59.4%	61.1%	58.8%
% of FP17s for the same patient ID Re-attending between 3 & 9 months - Adults	2,464	4,603	53.5%	50.4%	52.3%	51.1%
% of FP17s for Band 1 Urgent Courses	541	5,586	9.7%	10.0%	9.5%	9.0%
% of FP17s Relating to Free Repair or Replacements	56	5,586	1.0%	0.8%	0.7%	0.8%
% of FP17s Relating to Continuations	27	5,586	0.5%	1.0%	0.8%	0.9%
% of Patients satisfied with the dentistry they have received	3	3	N/A	93.9%	93.6%	93.3%
% of Patients satisfied with the time they had to wait for an appointment	2	3	N/A	85.6%	88.8%	88.9%

\* This is based on patients treated on this contract for their most recent course of treatment. Figures in italics indicate the base number of FP17s or Patient Questionnaire responses are less than 100. N/A is shown where the base number of responses is less than 10 during the period. % is calculated as Quantity/Base number\*100

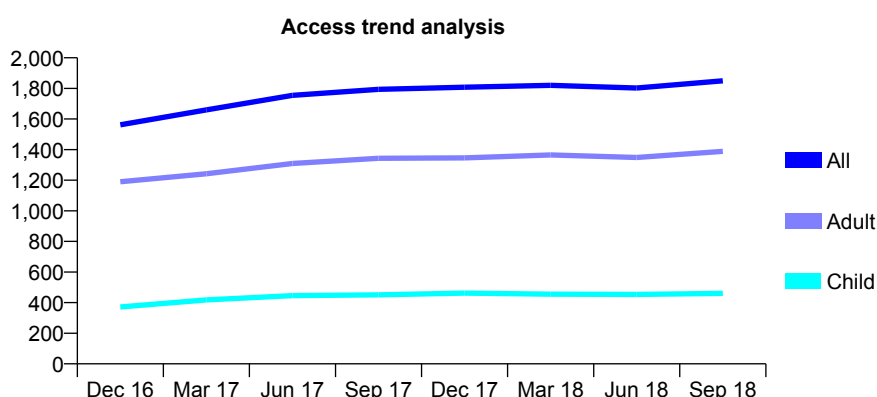
# Q66 - Vital Signs At a Glance Contract Report for 175986/0005 - September 2018

Name or company name	DEN DENTAL GROUP PRACTICE LLP
Contract type name	GDS Contract
Purpose of contract	General
Contract start date	01/06/2011
Contract end date	04/11/2018

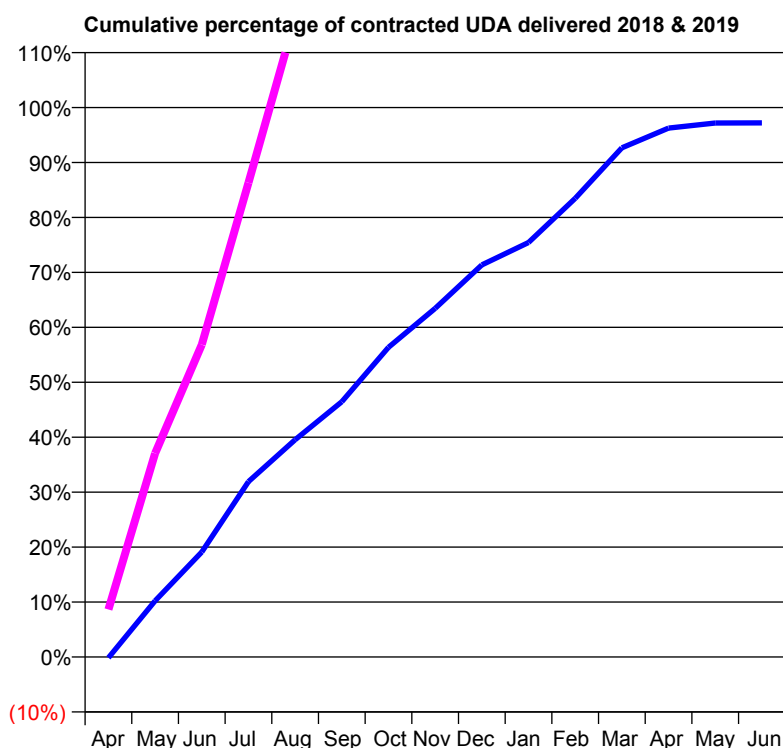
18/19 Contracted general activity (UDA)	1,591
Carry forward general activity (UDA)	131
18/19 Contracted orthodontic activity (UOA)	0
Carry forward orthodontic activity (UOA)	0
Baseline contract value	£41,974.88

## ACCESS\*

Patients seen in 24 months	Total	Change since previous quarter
Quarter ending September 2017	1,794	
Quarter ending December 2017	1,808	→
Quarter ending March 2018	1,820	→
Quarter ending June 2018	1,803	→
Quarter ending September 2018	1,850	↑
<b>Variance since September 2017</b>	<b>3.1%</b>	<b>↑</b>



## ACTIVITY



Adjusted Scheduled Activity (UDA)		
Month	2018	2019
April	-8	138
May	479	590
June	894	904
July	1,492	1,373
August	1,849	1,849
September	2,173	2,224
October	2,635	
November	2,966	
December	3,337	
January	3,527	
February	3,903	
March	4,333	
April	4,501	
May	4,544	
June	4,545	

## QUALITY

	Quantity	Base Number	Contract	AT	Region	England
% of FP17s for the same patient ID Re-attending within 3 months - Children	20	411	4.9%	9.4%	11.1%	11.6%
% of FP17s for the same patient ID Re-attending within 3 months - Adults	63	920	6.8%	13.9%	15.3%	15.5%
% of FP17s for the same patient ID Re-attending between 3 & 9 months - Children	251	411	61.1%	59.4%	61.1%	58.8%
% of FP17s for the same patient ID Re-attending between 3 & 9 months - Adults	535	920	58.2%	50.4%	52.3%	51.1%
% of FP17s for Band 1 Urgent Courses	50	1,205	4.1%	10.0%	9.5%	9.0%
% of FP17s Relating to Free Repair or Replacements	16	1,205	1.3%	0.8%	0.7%	0.8%
% of FP17s Relating to Continuations	13	1,205	1.1%	1.0%	0.8%	0.9%
% of Patients satisfied with the dentistry they have received	1	1	N/A	93.9%	93.6%	93.3%
% of Patients satisfied with the time they had to wait for an appointment	1	1	N/A	85.6%	88.8%	88.9%

\* This is based on patients treated on this contract for their most recent course of treatment. Figures in italics indicate the base number of FP17s or Patient Questionnaire responses are less than 100. N/A is shown where the base number of responses is less than 10 during the period. % is calculated as Quantity/Base number\*100

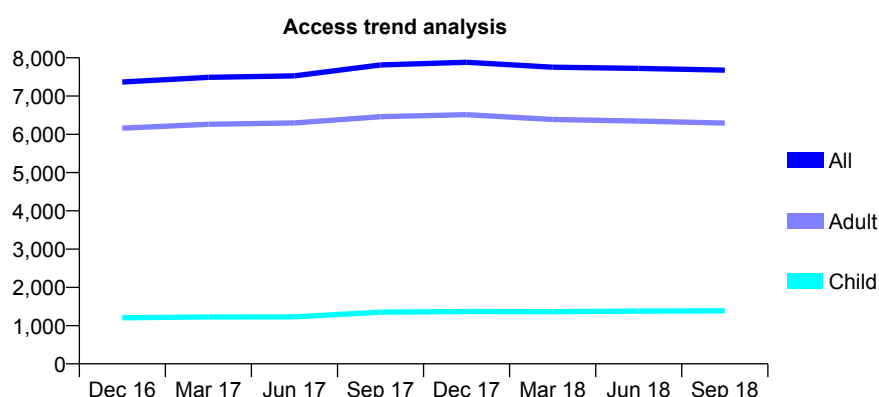
# Q66 - Vital Signs At a Glance Contract Report for 175986/0007 - September 2018

Name or company name	DEN DENTAL GROUP PRACTICE LLP
Contract type name	PDS Plus Contract
Purpose of contract	General
Contract start date	01/06/2011
Contract end date	30/06/2020

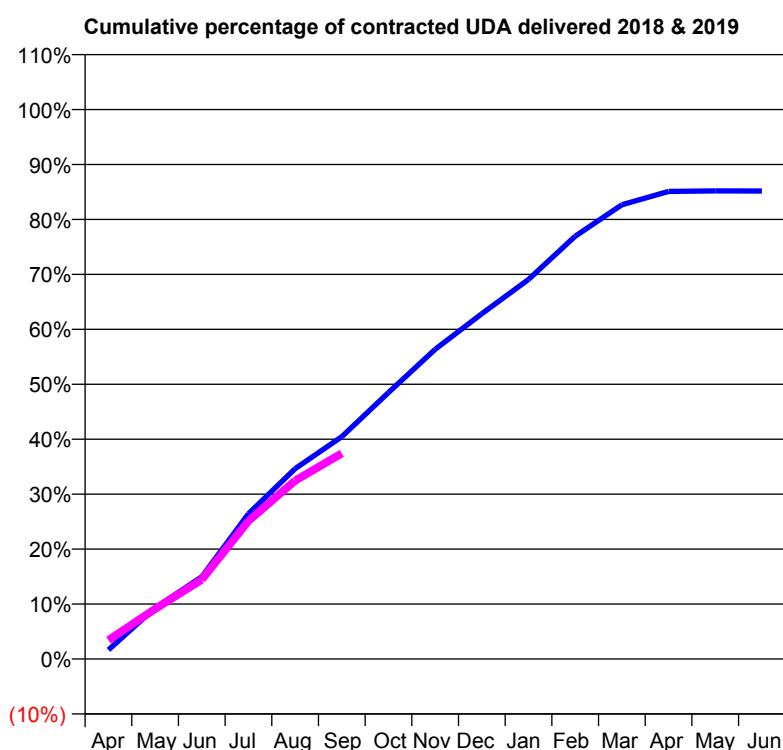
18/19 Contracted general activity (UDA)	24,000
Carry forward general activity (UDA)	0
18/19 Contracted orthodontic activity (UOA)	0
Carry forward orthodontic activity (UOA)	0
Baseline contract value	£352,741.13

## ACCESS\*

Patients seen in 24 months	Total	Change since previous quarter
Quarter ending September 2017	7,812	
Quarter ending December 2017	7,884	→
Quarter ending March 2018	7,753	↓
Quarter ending June 2018	7,722	→
Quarter ending September 2018	7,679	→
<b>Variance since September 2017</b>	<b>(1.7%)</b>	<b>↓</b>



## ACTIVITY



Adjusted Scheduled Activity (UDA)		
Month	2018	2019
April	397	826
May	2,234	2,184
June	3,592	3,468
July	6,347	6,033
August	8,313	7,787
September	9,710	8,984
October	11,639	
November	13,524	
December	15,080	
January	16,578	
February	18,463	
March	19,839	
April	20,423	
May	20,445	
June	20,440	

## QUALITY

	Quantity	Base Number	Contract	AT	Region	England
% of FP17s for the same patient ID Re-attending within 3 months - Children	56	1,007	5.6%	9.4%	11.1%	11.6%
% of FP17s for the same patient ID Re-attending within 3 months - Adults	696	4,215	16.5%	13.9%	15.3%	15.5%
% of FP17s for the same patient ID Re-attending between 3 & 9 months - Children	514	1,007	51.0%	59.4%	61.1%	58.8%
% of FP17s for the same patient ID Re-attending between 3 & 9 months - Adults	2,201	4,215	52.2%	50.4%	52.3%	51.1%
% of FP17s for Band 1 Urgent Courses	614	4,956	12.4%	10.0%	9.5%	9.0%
% of FP17s Relating to Free Repair or Replacements	69	4,956	1.4%	0.8%	0.7%	0.8%
% of FP17s Relating to Continuations	24	4,956	0.5%	1.0%	0.8%	0.9%
% of Patients satisfied with the dentistry they have received	5	6	N/A	93.9%	93.6%	93.3%
% of Patients satisfied with the time they had to wait for an appointment	4	6	N/A	85.6%	88.8%	88.9%

\* This is based on patients treated on this contract for their most recent course of treatment. Figures in italics indicate the base number of FP17s or Patient Questionnaire responses are less than 100. N/A is shown where the base number of responses is less than 10 during the period. % is calculated as Quantity/Base number\*100

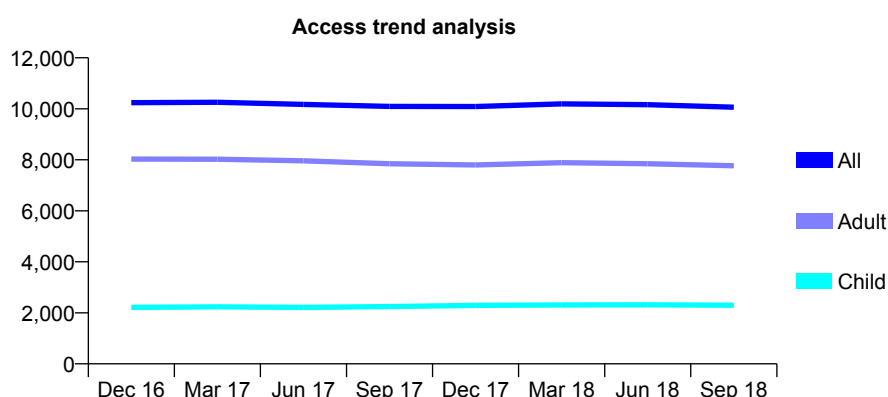
# Q66 - Vital Signs At a Glance Contract Report for 175986/0008 - September 2018

Name or company name	DEN DENTAL GROUP PRACTICE LLP
Contract type name	PDS Plus Contract
Purpose of contract	General
Contract start date	01/06/2011
Contract end date	30/06/2020

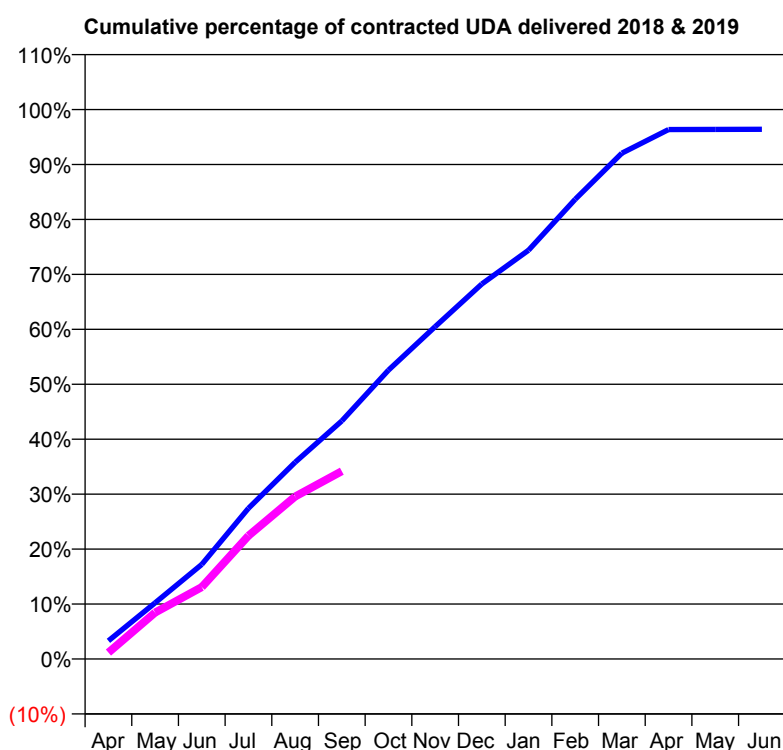
18/19 Contracted general activity (UDA)	27,000
Carry forward general activity (UDA)	921
18/19 Contracted orthodontic activity (UOA)	0
Carry forward orthodontic activity (UOA)	0
Baseline contract value	£396,834.78

## ACCESS\*

Patients seen in 24 months	Total	Change since previous quarter
Quarter ending September 2017	10,092	
Quarter ending December 2017	10,091	→
Quarter ending March 2018	10,196	→
Quarter ending June 2018	10,160	→
Quarter ending September 2018	10,064	→
<b>Variance since September 2017</b>	<b>(0.3%)</b>	→



## ACTIVITY



Adjusted Scheduled Activity (UDA)		
Month	2018	2019
April	895	319
May	2,765	2,287
June	4,647	3,537
July	7,410	6,054
August	9,670	7,984
September	11,699	9,229
October	14,198	
November	16,332	
December	18,426	
January	20,088	
February	22,590	
March	24,858	
April	26,014	
May	26,023	
June	26,025	

## QUALITY

	Quantity	Base Number	Contract	AT	Region	England
% of FP17s for the same patient ID Re-attending within 3 months - Children	123	1,633	7.5%	9.4%	11.1%	11.6%
% of FP17s for the same patient ID Re-attending within 3 months - Adults	596	5,261	11.3%	13.9%	15.3%	15.5%
% of FP17s for the same patient ID Re-attending between 3 & 9 months - Children	1,126	1,633	69.0%	59.4%	61.1%	58.8%
% of FP17s for the same patient ID Re-attending between 3 & 9 months - Adults	3,341	5,261	63.5%	50.4%	52.3%	51.1%
% of FP17s for Band 1 Urgent Courses	562	6,304	8.9%	10.0%	9.5%	9.0%
% of FP17s Relating to Free Repair or Replacements	73	6,304	1.2%	0.8%	0.7%	0.8%
% of FP17s Relating to Continuations	25	6,304	0.4%	1.0%	0.8%	0.9%
% of Patients satisfied with the dentistry they have received	18	18	100.0%	93.9%	93.6%	93.3%
% of Patients satisfied with the time they had to wait for an appointment	17	18	94.4%	85.6%	88.8%	88.9%

\* This is based on patients treated on this contract for their most recent course of treatment. Figures in italics indicate the base number of FP17s or Patient Questionnaire responses are less than 100. N/A is shown where the base number of responses is less than 10 during the period. % is calculated as Quantity/Base number\*100

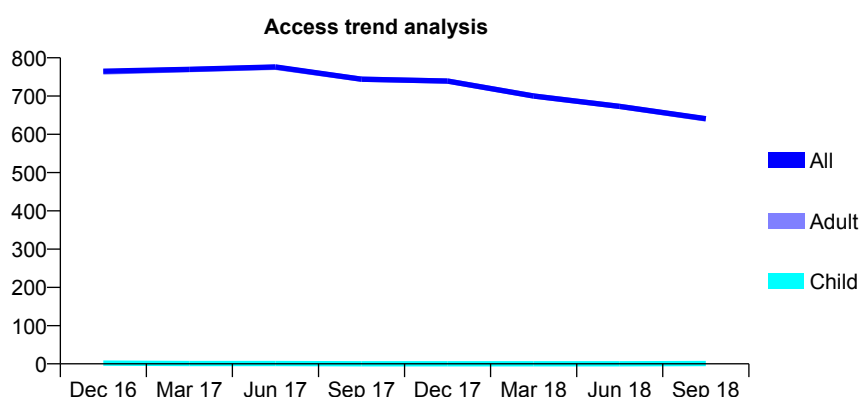
# Q66 - Vital Signs At a Glance Contract Report for 175986/0009 - September 2018

Name or company name	DEN DENTAL GROUP PRACTICE LLP
Contract type name	PDS Contract
Purpose of contract	General
Contract start date	01/06/2012
Contract end date	31/05/2022

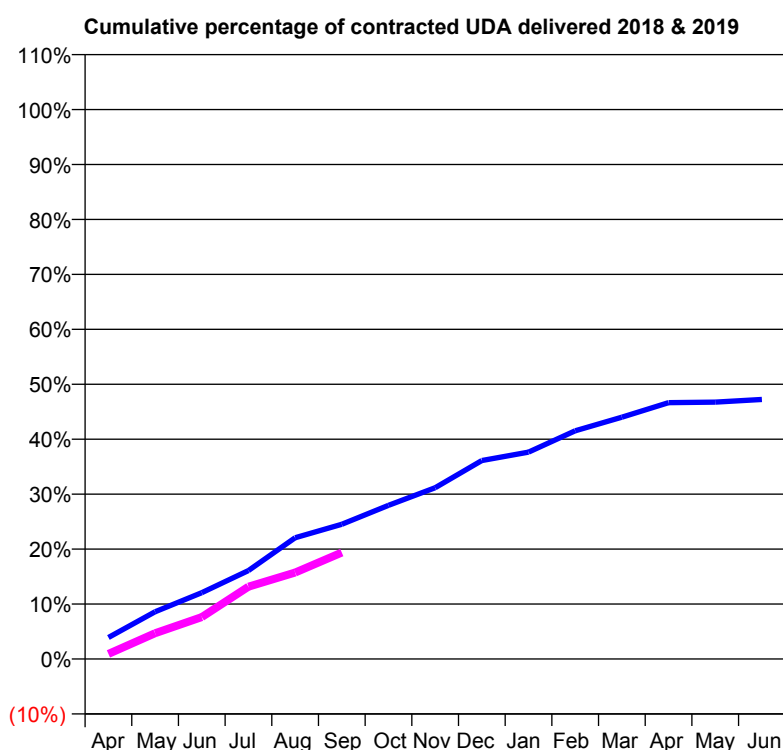
18/19 Contracted general activity (UDA)	3,000
Carry forward general activity (UDA)	0
18/19 Contracted orthodontic activity (UOA)	0
Carry forward orthodontic activity (UOA)	0
Baseline contract value	£187,329.31

## ACCESS\*

Patients seen in 24 months	Total	Change since previous quarter
Quarter ending September 2017	744	
Quarter ending December 2017	739	→
Quarter ending March 2018	700	↓
Quarter ending June 2018	673	↓
Quarter ending September 2018	641	↓
<b>Variance since September 2017</b>	<b>(13.8%)</b>	<b>↓</b>



## ACTIVITY



Adjusted Scheduled Activity (UDA)		
Month	2018	2019
April	117	28
May	258	141
June	362	229
July	483	395
August	662	472
September	736	581
October	839	
November	935	
December	1,084	
January	1,130	
February	1,246	
March	1,320	
April	1,399	
May	1,402	
June	1,417	

## QUALITY

	Quantity	Base Number	Contract	AT	Region	England
% of FP17s for the same patient ID Re-attending within 3 months - Children	0	1	0.0%	9.4%	11.1%	11.6%
% of FP17s for the same patient ID Re-attending within 3 months - Adults	17	273	6.2%	13.9%	15.3%	15.5%
% of FP17s for the same patient ID Re-attending between 3 & 9 months - Children	0	1	0.0%	59.4%	61.1%	58.8%
% of FP17s for the same patient ID Re-attending between 3 & 9 months - Adults	70	273	25.6%	50.4%	52.3%	51.1%
% of FP17s for Band 1 Urgent Courses	35	232	15.1%	10.0%	9.5%	9.0%
% of FP17s Relating to Free Repair or Replacements	2	232	0.9%	0.8%	0.7%	0.8%
% of FP17s Relating to Continuations	1	232	0.4%	1.0%	0.8%	0.9%
% of Patients satisfied with the dentistry they have received	3	3	N/A	93.9%	93.6%	93.3%
% of Patients satisfied with the time they had to wait for an appointment	2	3	N/A	85.6%	88.8%	88.9%

\* This is based on patients treated on this contract for their most recent course of treatment. Figures in italics indicate the base number of FP17s or Patient Questionnaire responses are less than 100. N/A is shown where the base number of responses is less than 10 during the period. % is calculated as Quantity/Base number\*100

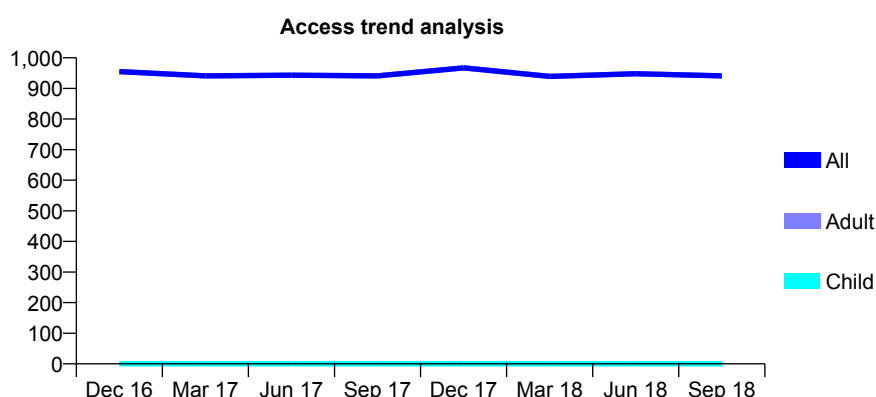
# Q66 - Vital Signs At a Glance Contract Report for 176001/0001 - September 2018

Name or company name	Dental Home Visits Cornwall
Contract type name	PDS Contract
Purpose of contract	General
Contract start date	01/04/2012
Contract end date	31/03/2022

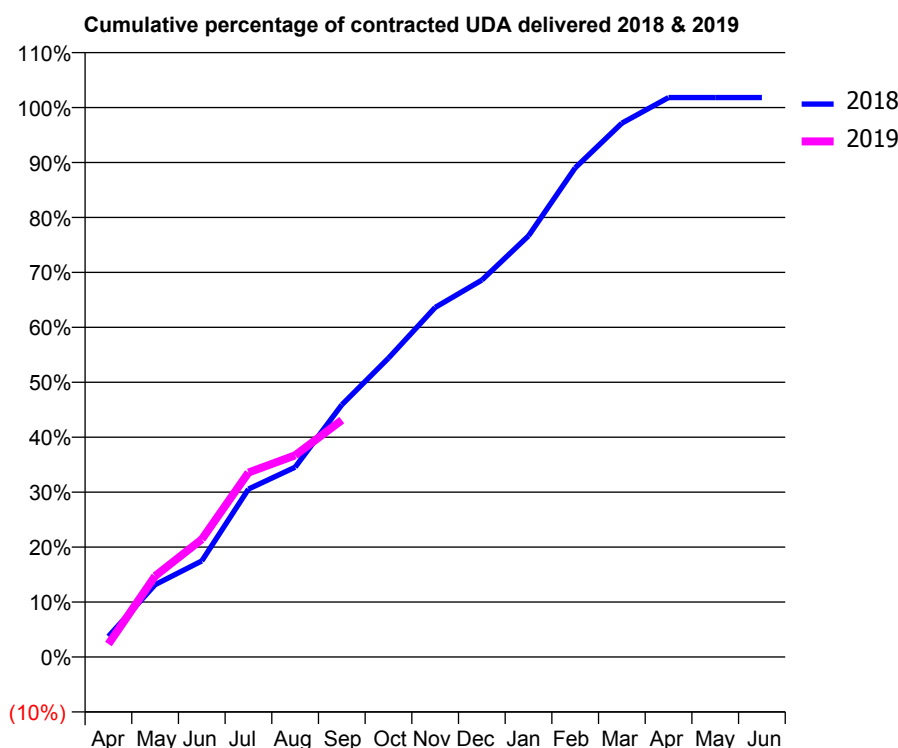
18/19 Contracted general activity (UDA)	2,388
Carry forward general activity (UDA)	-43
18/19 Contracted orthodontic activity (UOA)	0
Carry forward orthodontic activity (UOA)	0
Baseline contract value	£146,988.56

## ACCESS\*

Patients seen in 24 months	Total	Change since previous quarter
Quarter ending September 2017	941	
Quarter ending December 2017	967	↑
Quarter ending March 2018	939	↓
Quarter ending June 2018	948	→
Quarter ending September 2018	941	→
<b>Variance since September 2017</b>	<b>0.0%</b>	<b>→</b>



## ACTIVITY



Adjusted Scheduled Activity (UDA)		
Month	2018	2019
April	89	57
May	314	352
June	417	511
July	730	802
August	825	877
September	1,096	1,029
October	1,299	
November	1,519	
December	1,638	
January	1,830	
February	2,126	
March	2,320	
April	2,431	
May	2,431	
June	2,431	

## QUALITY

	Quantity	Base Number	Contract	AT	Region	England
% of FP17s for the same patient ID Re-attending within 3 months - Children	0	0	N/A	9.4%	11.1%	11.6%
% of FP17s for the same patient ID Re-attending within 3 months - Adults	74	358	20.7%	13.9%	15.3%	15.5%
% of FP17s for the same patient ID Re-attending between 3 & 9 months - Children	0	0	N/A	59.4%	61.1%	58.8%
% of FP17s for the same patient ID Re-attending between 3 & 9 months - Adults	74	358	20.7%	50.4%	52.3%	51.1%
% of FP17s for Band 1 Urgent Courses	97	334	29.0%	10.0%	9.5%	9.0%
% of FP17s Relating to Free Repair or Replacements	3	334	0.9%	0.8%	0.7%	0.8%
% of FP17s Relating to Continuations	14	334	4.2%	1.0%	0.8%	0.9%
% of Patients satisfied with the dentistry they have received	3	7	N/A	93.9%	93.6%	93.3%
% of Patients satisfied with the time they had to wait for an appointment	3	7	N/A	85.6%	88.8%	88.9%

\* This is based on patients treated on this contract for their most recent course of treatment. Figures in italics indicate the base number of FP17s or Patient Questionnaire responses are less than 100. N/A is shown where the base number of responses is less than 10 during the period. % is calculated as Quantity/Base number\*100



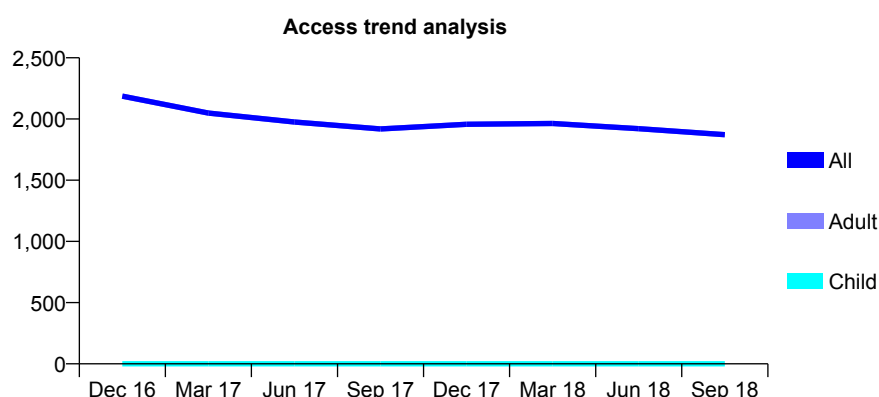
# Q66 - Vital Signs At a Glance Contract Report for 176001/0002 - September 2018

Name or company name	Dental Home Visits Cornwall
Contract type name	PDS Contract
Purpose of contract	General
Contract start date	01/04/2012
Contract end date	31/03/2022

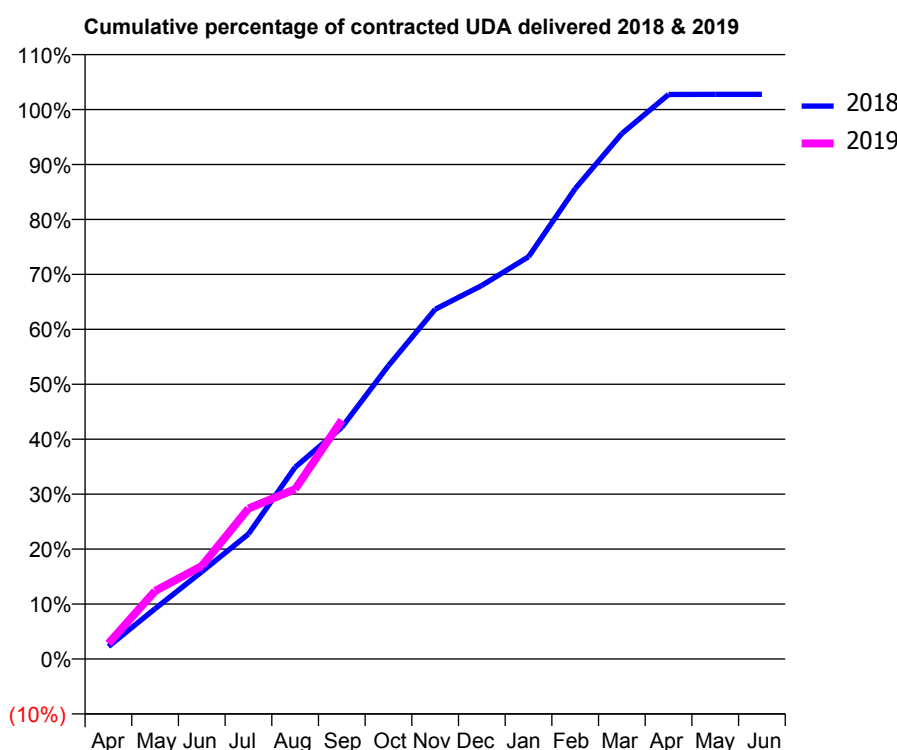
18/19 Contracted general activity (UDA)	3,816
Carry forward general activity (UDA)	-76
18/19 Contracted orthodontic activity (UOA)	0
Carry forward orthodontic activity (UOA)	0
Baseline contract value	£220,466.83

## ACCESS\*

Patients seen in 24 months	Total	Change since previous quarter
Quarter ending September 2017	1,919	
Quarter ending December 2017	1,957	→
Quarter ending March 2018	1,964	→
Quarter ending June 2018	1,921	↓
Quarter ending September 2018	1,872	↓
<b>Variance since September 2017</b>	<b>(2.4%)</b>	<b>↓</b>



## ACTIVITY



Adjusted Scheduled Activity (UDA)		
Month	2018	2019
April	87	108
May	349	472
June	606	646
July	869	1,045
August	1,332	1,180
September	1,609	1,659
October	2,038	
November	2,429	
December	2,594	
January	2,794	
February	3,266	
March	3,649	
April	3,921	
May	3,922	
June	3,922	

## QUALITY

	Quantity	Base Number	Contract	AT	Region	England
% of FP17s for the same patient ID Re-attending within 3 months - Children	0	0	N/A	9.4%	11.1%	11.6%
% of FP17s for the same patient ID Re-attending within 3 months - Adults	124	823	15.1%	13.9%	15.3%	15.5%
% of FP17s for the same patient ID Re-attending between 3 & 9 months - Children	0	0	N/A	59.4%	61.1%	58.8%
% of FP17s for the same patient ID Re-attending between 3 & 9 months - Adults	216	823	26.2%	50.4%	52.3%	51.1%
% of FP17s for Band 1 Urgent Courses	135	737	18.3%	10.0%	9.5%	9.0%
% of FP17s Relating to Free Repair or Replacements	1	737	0.1%	0.8%	0.7%	0.8%
% of FP17s Relating to Continuations	4	737	0.5%	1.0%	0.8%	0.9%
% of Patients satisfied with the dentistry they have received	4	4	N/A	93.9%	93.6%	93.3%
% of Patients satisfied with the time they had to wait for an appointment	4	4	N/A	85.6%	88.8%	88.9%

\* This is based on patients treated on this contract for their most recent course of treatment. Figures in italics indicate the base number of FP17s or Patient Questionnaire responses are less than 100. N/A is shown where the base number of responses is less than 10 during the period. % is calculated as Quantity/Base number\*100

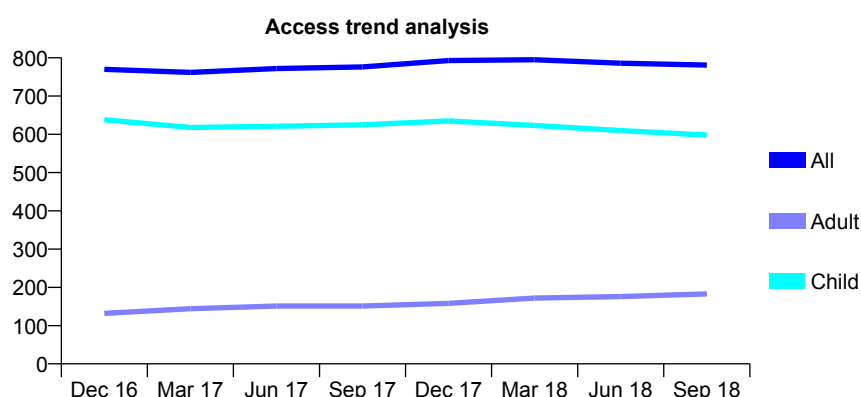
# Q66 - Vital Signs At a Glance Contract Report for 177091/0001 - September 2018

Name or company name	Highland Dental Care Ltd
Contract type name	GDS Contract
Purpose of contract	General
Contract start date	01/08/2007
Contract end date	

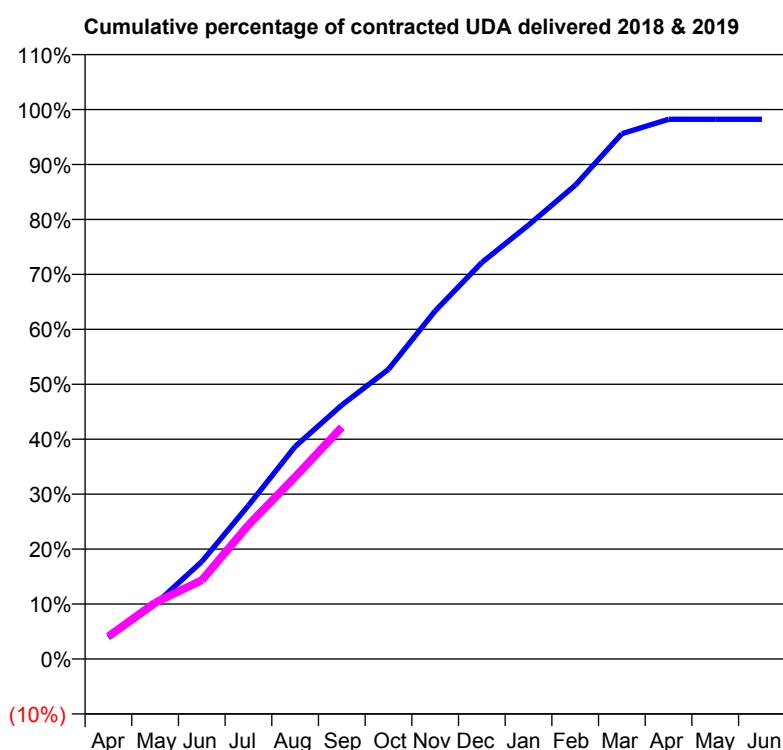
18/19 Contracted general activity (UDA)	1,537
Carry forward general activity (UDA)	27
18/19 Contracted orthodontic activity (UOA)	0
Carry forward orthodontic activity (UOA)	0
Baseline contract value	£37,640.04

## ACCESS\*

Patients seen in 24 months	Total	Change since previous quarter
Quarter ending September 2017	776	
Quarter ending December 2017	793	↑
Quarter ending March 2018	795	→
Quarter ending June 2018	786	↓
Quarter ending September 2018	781	→
<b>Variance since September 2017</b>	<b>0.6%</b>	<b>→</b>



## ACTIVITY



Adjusted Scheduled Activity (UDA)		
Month	2018	2019
April	60	63
May	153	157
June	272	220
July	429	375
August	594	509
September	710	648
October	810	
November	974	
December	1,109	
January	1,214	
February	1,325	
March	1,469	
April	1,510	
May	1,510	
June	1,510	

## QUALITY

	Quantity	Base Number	Contract	AT	Region	England
% of FP17s for the same patient ID Re-attending within 3 months - Children	43	486	8.8%	9.4%	11.1%	11.6%
% of FP17s for the same patient ID Re-attending within 3 months - Adults	6	65	9.2%	13.9%	15.3%	15.5%
% of FP17s for the same patient ID Re-attending between 3 & 9 months - Children	297	486	61.1%	59.4%	61.1%	58.8%
% of FP17s for the same patient ID Re-attending between 3 & 9 months - Adults	28	65	43.1%	50.4%	52.3%	51.1%
% of FP17s for Band 1 Urgent Courses	7	523	1.3%	10.0%	9.5%	9.0%
% of FP17s Relating to Free Repair or Replacements	0	523	0.0%	0.8%	0.7%	0.8%
% of FP17s Relating to Continuations	1	523	0.2%	1.0%	0.8%	0.9%
% of Patients satisfied with the dentistry they have received	3	3	N/A	93.9%	93.6%	93.3%
% of Patients satisfied with the time they had to wait for an appointment	3	3	N/A	85.6%	88.8%	88.9%

\* This is based on patients treated on this contract for their most recent course of treatment. Figures in italics indicate the base number of FP17s or Patient Questionnaire responses are less than 100. N/A is shown where the base number of responses is less than 10 during the period. % is calculated as Quantity/Base number\*100

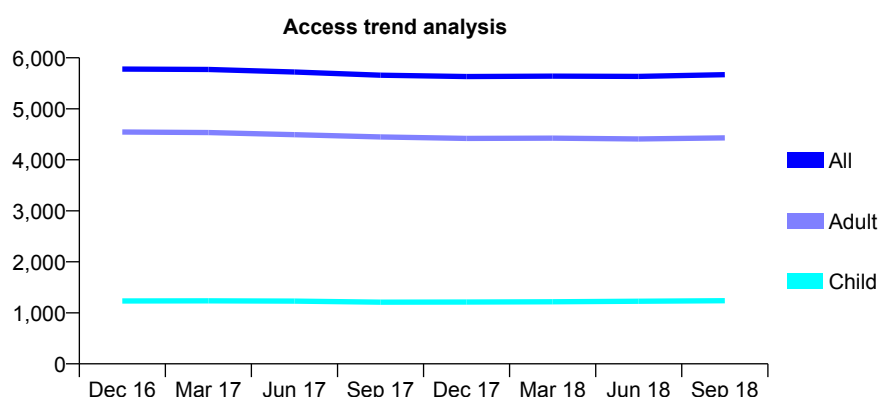
# Q66 - Vital Signs At a Glance Contract Report for 178500/0001 - September 2018

Name or company name	Addy Dental Care Ltd
Contract type name	GDS Contract
Purpose of contract	General
Contract start date	01/05/2008
Contract end date	

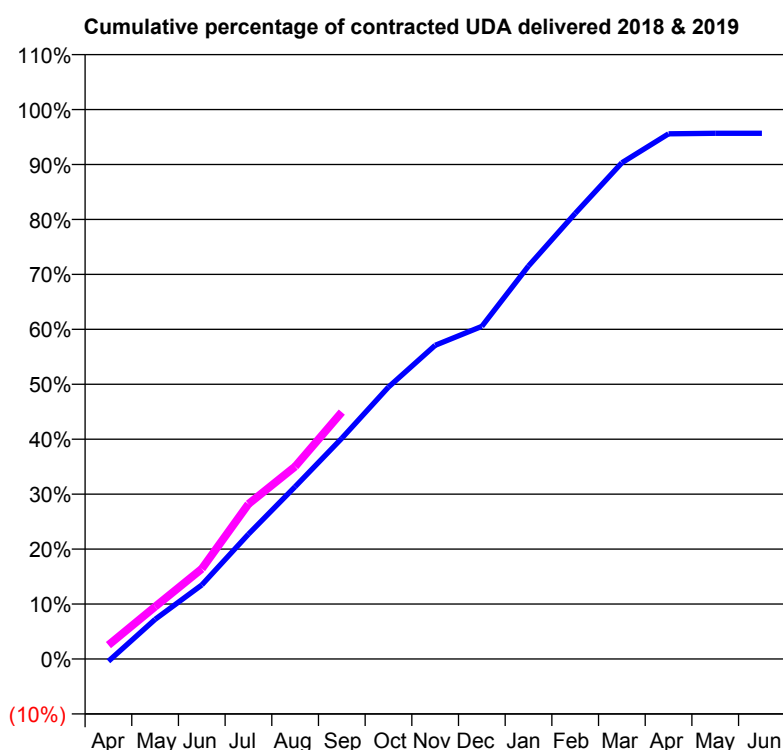
18/19 Contracted general activity (UDA)	17,018
Carry forward general activity (UDA)	0
18/19 Contracted orthodontic activity (UOA)	0
Carry forward orthodontic activity (UOA)	0
Baseline contract value	£500,559.72

## ACCESS\*

Patients seen in 24 months	Total	Change since previous quarter
Quarter ending September 2017	5,659	
Quarter ending December 2017	5,632	→
Quarter ending March 2018	5,640	→
Quarter ending June 2018	5,636	→
Quarter ending September 2018	5,670	→
<b>Variance since September 2017</b>	<b>0.2%</b>	<b>→</b>



## ACTIVITY



Adjusted Scheduled Activity (UDA)		
Month	2018	2019
April	-72	430
May	1,228	1,619
June	2,295	2,793
July	3,867	4,800
August	5,339	5,963
September	6,837	7,646
October	8,422	
November	9,716	
December	10,302	
January	12,173	
February	13,800	
March	15,370	
April	16,267	
May	16,282	
June	16,282	

## QUALITY

	Quantity	Base Number	Contract	AT	Region	England
% of FP17s for the same patient ID Re-attending within 3 months - Children	90	966	9.3%	9.4%	11.1%	11.6%
% of FP17s for the same patient ID Re-attending within 3 months - Adults	441	3,088	14.3%	13.9%	15.3%	15.5%
% of FP17s for the same patient ID Re-attending between 3 & 9 months - Children	565	966	58.5%	59.4%	61.1%	58.8%
% of FP17s for the same patient ID Re-attending between 3 & 9 months - Adults	1,604	3,088	51.9%	50.4%	52.3%	51.1%
% of FP17s for Band 1 Urgent Courses	286	3,714	7.7%	10.0%	9.5%	9.0%
% of FP17s Relating to Free Repair or Replacements	41	3,714	1.1%	0.8%	0.7%	0.8%
% of FP17s Relating to Continuations	48	3,714	1.3%	1.0%	0.8%	0.9%
% of Patients satisfied with the dentistry they have received	7	7	N/A	93.9%	93.6%	93.3%
% of Patients satisfied with the time they had to wait for an appointment	7	7	N/A	85.6%	88.8%	88.9%

\* This is based on patients treated on this contract for their most recent course of treatment. Figures in italics indicate the base number of FP17s or Patient Questionnaire responses are less than 100. N/A is shown where the base number of responses is less than 10 during the period. % is calculated as Quantity/Base number\*100

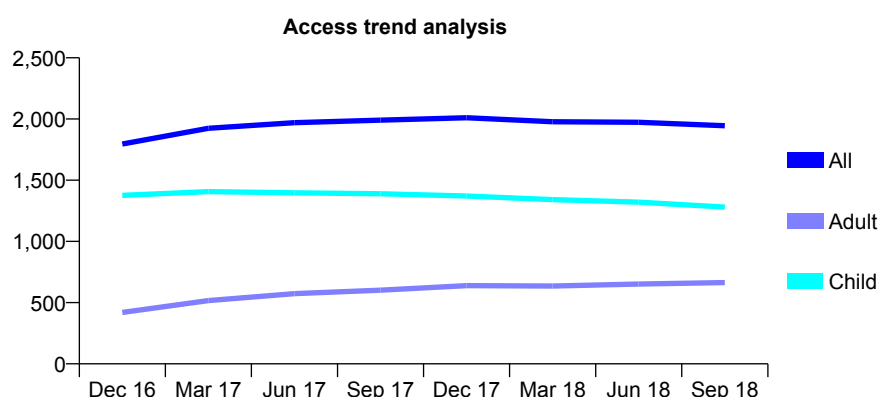
# Q66 - Vital Signs At a Glance Contract Report for 178926/0001 - September 2018

Name or company name	Madford Lane Partnership
Contract type name	GDS Contract
Purpose of contract	General
Contract start date	01/12/2015
Contract end date	

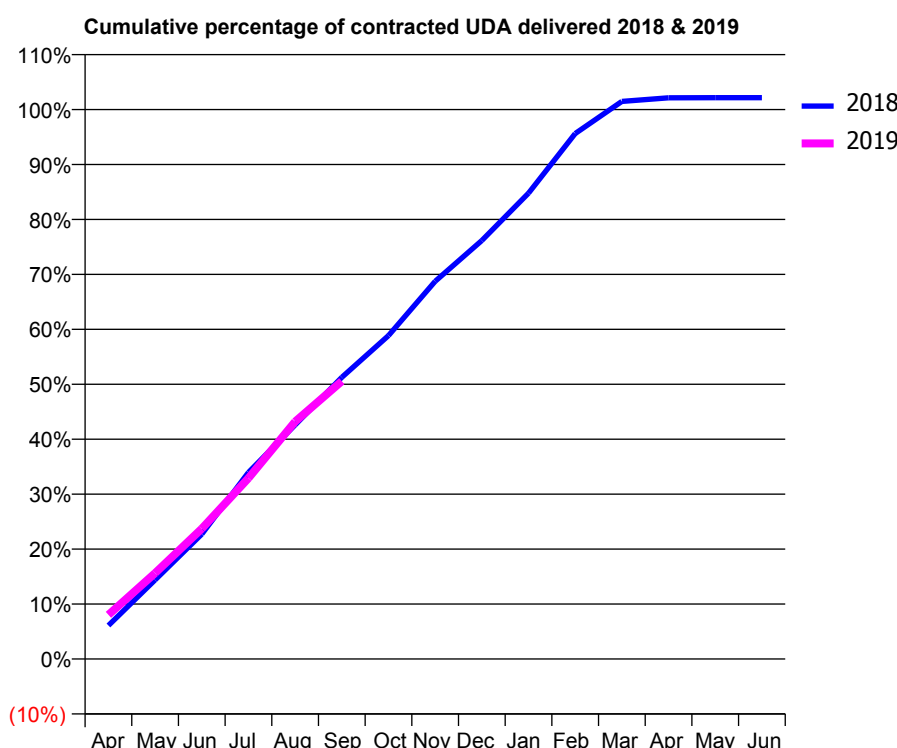
18/19 Contracted general activity (UDA)	4,250
Carry forward general activity (UDA)	-85
18/19 Contracted orthodontic activity (UOA)	0
Carry forward orthodontic activity (UOA)	0
Baseline contract value	£108,303.72

## ACCESS\*

Patients seen in 24 months	Total	Change since previous quarter
Quarter ending September 2017	1,991	
Quarter ending December 2017	2,010	→
Quarter ending March 2018	1,978	↓
Quarter ending June 2018	1,973	→
Quarter ending September 2018	1,945	↓
<b>Variance since September 2017</b>	<b>(2.3%)</b>	<b>↓</b>



## ACTIVITY



Adjusted Scheduled Activity (UDA)		
Month	2018	2019
April	259	342
May	612	664
June	966	1,008
July	1,444	1,399
August	1,810	1,836
September	2,179	2,148
October	2,502	
November	2,921	
December	3,237	
January	3,603	
February	4,064	
March	4,312	
April	4,341	
May	4,342	
June	4,342	

## QUALITY

	Quantity	Base Number	Contract	AT	Region	England
% of FP17s for the same patient ID Re-attending within 3 months - Children	43	1,160	3.7%	9.4%	11.1%	11.6%
% of FP17s for the same patient ID Re-attending within 3 months - Adults	30	424	7.1%	13.9%	15.3%	15.5%
% of FP17s for the same patient ID Re-attending between 3 & 9 months - Children	932	1,160	80.3%	59.4%	61.1%	58.8%
% of FP17s for the same patient ID Re-attending between 3 & 9 months - Adults	288	424	67.9%	50.4%	52.3%	51.1%
% of FP17s for Band 1 Urgent Courses	47	1,562	3.0%	10.0%	9.5%	9.0%
% of FP17s Relating to Free Repair or Replacements	0	1,562	0.0%	0.8%	0.7%	0.8%
% of FP17s Relating to Continuations	0	1,562	0.0%	1.0%	0.8%	0.9%
% of Patients satisfied with the dentistry they have received	0	0	N/A	93.9%	93.6%	93.3%
% of Patients satisfied with the time they had to wait for an appointment	0	0	N/A	85.6%	88.8%	88.9%

\* This is based on patients treated on this contract for their most recent course of treatment. Figures in italics indicate the base number of FP17s or Patient Questionnaire responses are less than 100. N/A is shown where the base number of responses is less than 10 during the period. % is calculated as Quantity/Base number\*100

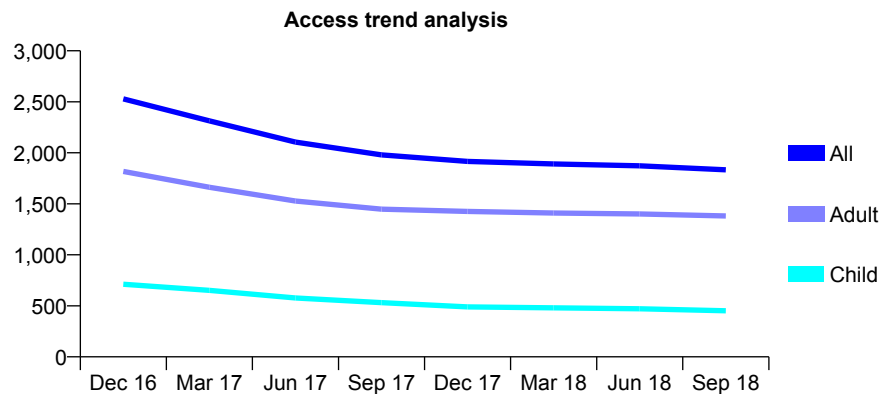
## Q66 - Vital Signs At a Glance Contract Report for 179639/0001 - September 2018

Name or company name	Meneage Dental Care Limited
Contract type name	GDS Contract
Purpose of contract	General
Contract start date	31/03/2012
Contract end date	

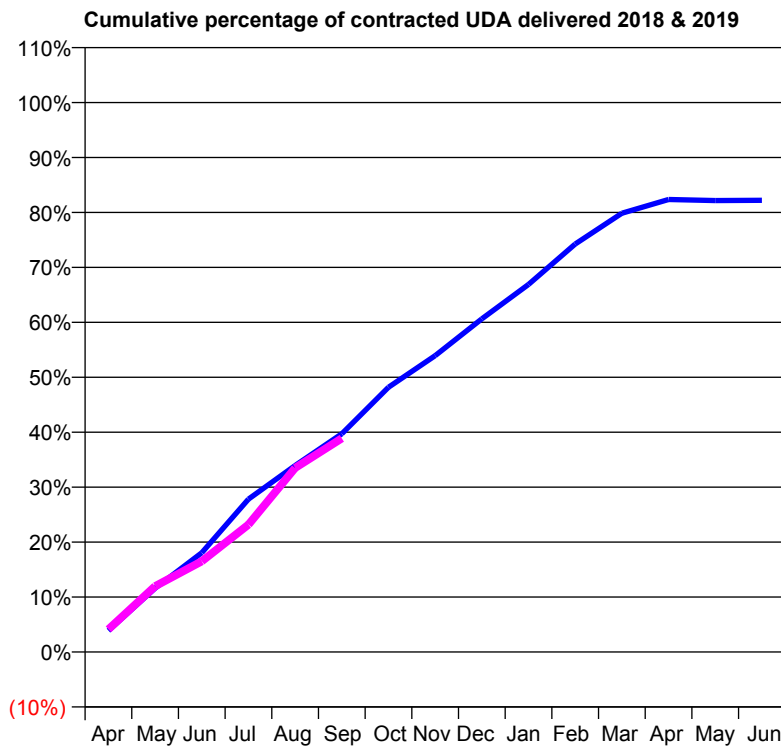
18/19 Contracted general activity (UDA)	7,912
Carry forward general activity (UDA)	0
18/19 Contracted orthodontic activity (UOA)	0
Carry forward orthodontic activity (UOA)	0
Baseline contract value	£207,566.97

### ACCESS\*

Patients seen in 24 months	Total	Change since previous quarter
Quarter ending September 2017	1,980	
Quarter ending December 2017	1,916	↓
Quarter ending March 2018	1,891	↓
Quarter ending June 2018	1,872	↓
Quarter ending September 2018	1,833	↓
<b>Variance since September 2017</b>	<b>(7.4%)</b>	<b>↓</b>



### ACTIVITY



Adjusted Scheduled Activity (UDA)		
Month	2018	2019
April	308	326
May	920	947
June	1,429	1,307
July	2,201	1,834
August	2,686	2,651
September	3,142	3,077
October	3,811	
November	4,268	
December	4,797	
January	5,293	
February	5,874	
March	6,319	
April	6,516	
May	6,501	
June	6,504	

### QUALITY

	Quantity	Base Number	Contract	AT	Region	England
% of FP17s for the same patient ID Re-attending within 3 months - Children	29	398	7.3%	9.4%	11.1%	11.6%
% of FP17s for the same patient ID Re-attending within 3 months - Adults	79	983	8.0%	13.9%	15.3%	15.5%
% of FP17s for the same patient ID Re-attending between 3 & 9 months - Children	304	398	76.4%	59.4%	61.1%	58.8%
% of FP17s for the same patient ID Re-attending between 3 & 9 months - Adults	650	983	66.1%	50.4%	52.3%	51.1%
% of FP17s for Band 1 Urgent Courses	32	1,277	2.5%	10.0%	9.5%	9.0%
% of FP17s Relating to Free Repair or Replacements	17	1,277	1.3%	0.8%	0.7%	0.8%
% of FP17s Relating to Continuations	0	1,277	0.0%	1.0%	0.8%	0.9%
% of Patients satisfied with the dentistry they have received	1	1	N/A	93.9%	93.6%	93.3%
% of Patients satisfied with the time they had to wait for an appointment	1	1	N/A	85.6%	88.8%	88.9%

\* This is based on patients treated on this contract for their most recent course of treatment. Figures in italics indicate the base number of FP17s or Patient Questionnaire responses are less than 100. N/A is shown where the base number of responses is less than 10 during the period. % is calculated as Quantity/Base number\*100

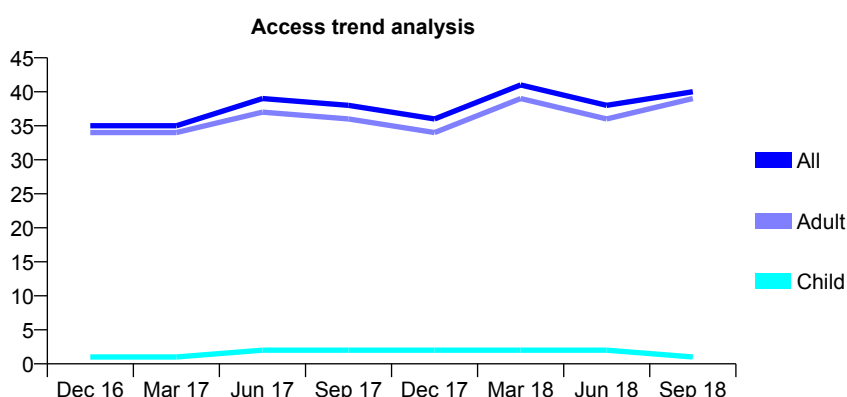
# Q66 - Vital Signs At a Glance Contract Report for 179639/0002 - September 2018

Name or company name	Meneage Dental Care Limited
Contract type name	PDS Contract
Purpose of contract	General
Contract start date	31/03/2012
Contract end date	30/03/2022

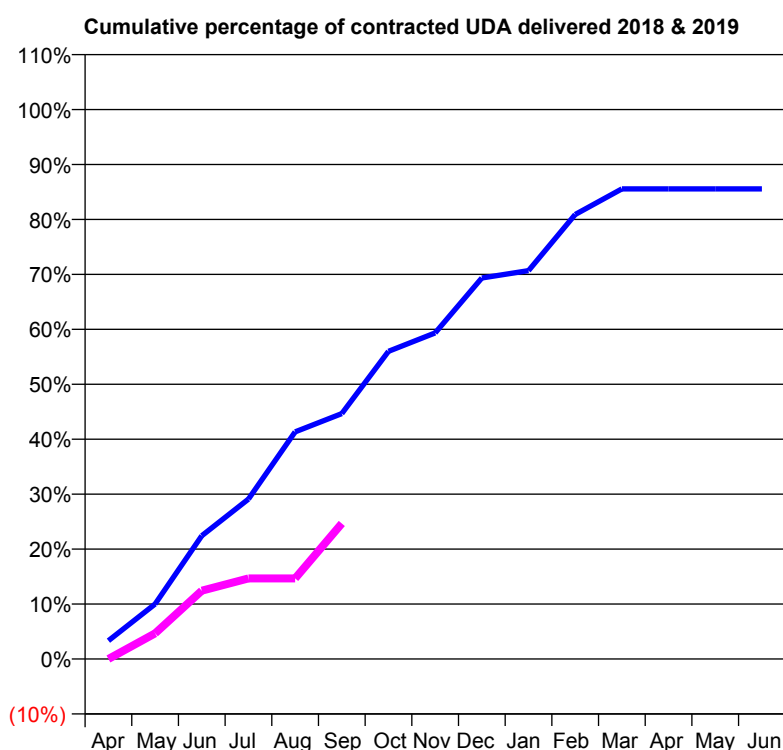
18/19 Contracted general activity (UDA)	90
Carry forward general activity (UDA)	0
18/19 Contracted orthodontic activity (UOA)	0
Carry forward orthodontic activity (UOA)	0
Baseline contract value	£5,236.72

## ACCESS\*

Patients seen in 24 months	Total	Change since previous quarter
Quarter ending September 2017	38	
Quarter ending December 2017	36	↓
Quarter ending March 2018	41	↑
Quarter ending June 2018	38	↓
Quarter ending September 2018	40	↑
<b>Variance since September 2017</b>	<b>5.3%</b>	<b>↑</b>



## ACTIVITY



Adjusted Scheduled Activity (UDA)		
Month	2018	2019
April	3	0
May	9	4
June	20	11
July	26	13
August	37	13
September	40	22
October	50	
November	53	
December	62	
January	64	
February	73	
March	77	
April	77	
May	77	
June	77	

## QUALITY

	Quantity	Base Number	Contract	AT	Region	England
% of FP17s for the same patient ID Re-attending within 3 months - Children	0	0	N/A	9.4%	11.1%	11.6%
% of FP17s for the same patient ID Re-attending within 3 months - Adults	3	20	15.0%	13.9%	15.3%	15.5%
% of FP17s for the same patient ID Re-attending between 3 & 9 months - Children	0	0	N/A	59.4%	61.1%	58.8%
% of FP17s for the same patient ID Re-attending between 3 & 9 months - Adults	11	20	55.0%	50.4%	52.3%	51.1%
% of FP17s for Band 1 Urgent Courses	1	20	5.0%	10.0%	9.5%	9.0%
% of FP17s Relating to Free Repair or Replacements	0	20	0.0%	0.8%	0.7%	0.8%
% of FP17s Relating to Continuations	0	20	0.0%	1.0%	0.8%	0.9%
% of Patients satisfied with the dentistry they have received	0	0	N/A	93.9%	93.6%	93.3%
% of Patients satisfied with the time they had to wait for an appointment	0	0	N/A	85.6%	88.8%	88.9%

\* This is based on patients treated on this contract for their most recent course of treatment. Figures in italics indicate the base number of FP17s or Patient Questionnaire responses are less than 100. N/A is shown where the base number of responses is less than 10 during the period. % is calculated as Quantity/Base number\*100

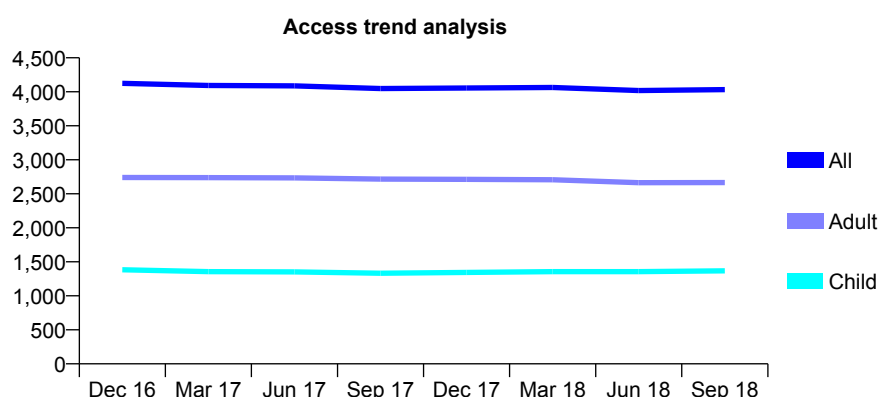
# Q66 - Vital Signs At a Glance Contract Report for 180238/0001 - September 2018

Name or company name	Courtenay Dental Ltd
Contract type name	GDS Contract
Purpose of contract	General
Contract start date	01/04/2013
Contract end date	

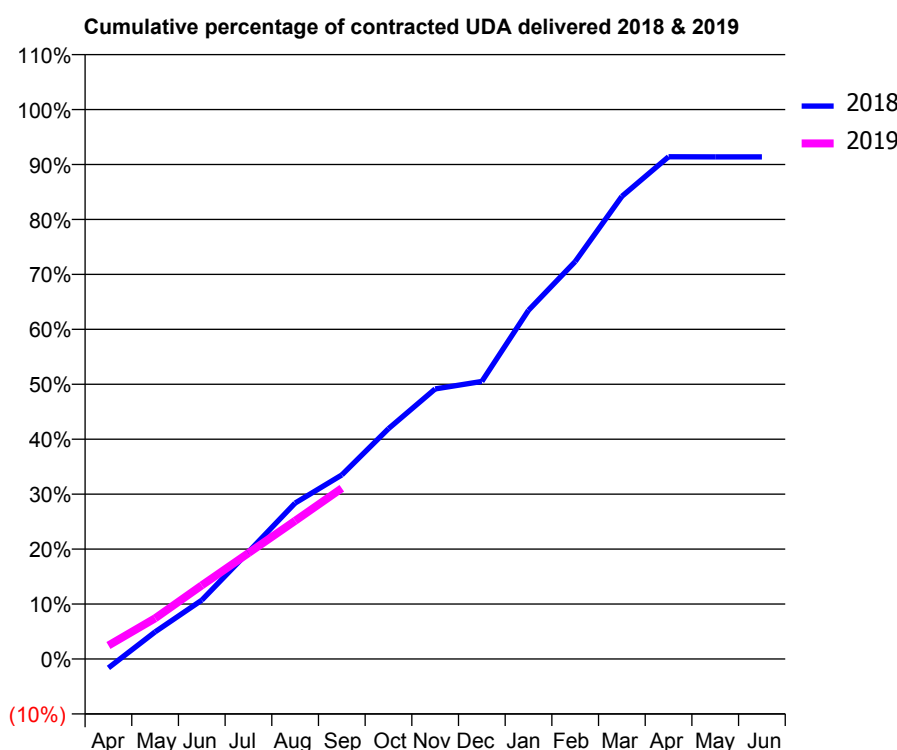
18/19 Contracted general activity (UDA)	12,006
Carry forward general activity (UDA)	0
18/19 Contracted orthodontic activity (UOA)	0
Carry forward orthodontic activity (UOA)	0
Baseline contract value	£264,020.61

## ACCESS\*

Patients seen in 24 months	Total	Change since previous quarter
Quarter ending September 2017	4,049	
Quarter ending December 2017	4,056	→
Quarter ending March 2018	4,063	→
Quarter ending June 2018	4,019	↓
Quarter ending September 2018	4,032	→
<b>Variance since September 2017</b>	<b>(0.4%)</b>	<b>→</b>



## ACTIVITY



Adjusted Scheduled Activity (UDA)		
Month	2018	2019
April	-198	296
May	594	889
June	1,287	1,609
July	2,340	2,315
August	3,407	3,020
September	4,021	3,731
October	5,034	
November	5,900	
December	6,065	
January	7,621	
February	8,682	
March	10,110	
April	10,973	
May	10,972	
June	10,972	

## QUALITY

	Quantity	Base Number	Contract	AT	Region	England
% of FP17s for the same patient ID Re-attending within 3 months - Children	87	1,025	8.5%	9.4%	11.1%	11.6%
% of FP17s for the same patient ID Re-attending within 3 months - Adults	194	1,659	11.7%	13.9%	15.3%	15.5%
% of FP17s for the same patient ID Re-attending between 3 & 9 months - Children	656	1,025	64.0%	59.4%	61.1%	58.8%
% of FP17s for the same patient ID Re-attending between 3 & 9 months - Adults	1,003	1,659	60.5%	50.4%	52.3%	51.1%
% of FP17s for Band 1 Urgent Courses	155	2,257	6.9%	10.0%	9.5%	9.0%
% of FP17s Relating to Free Repair or Replacements	9	2,257	0.4%	0.8%	0.7%	0.8%
% of FP17s Relating to Continuations	22	2,257	1.0%	1.0%	0.8%	0.9%
% of Patients satisfied with the dentistry they have received	4	4	N/A	93.9%	93.6%	93.3%
% of Patients satisfied with the time they had to wait for an appointment	4	4	N/A	85.6%	88.8%	88.9%

\* This is based on patients treated on this contract for their most recent course of treatment. Figures in italics indicate the base number of FP17s or Patient Questionnaire responses are less than 100. N/A is shown where the base number of responses is less than 10 during the period. % is calculated as Quantity/Base number\*100



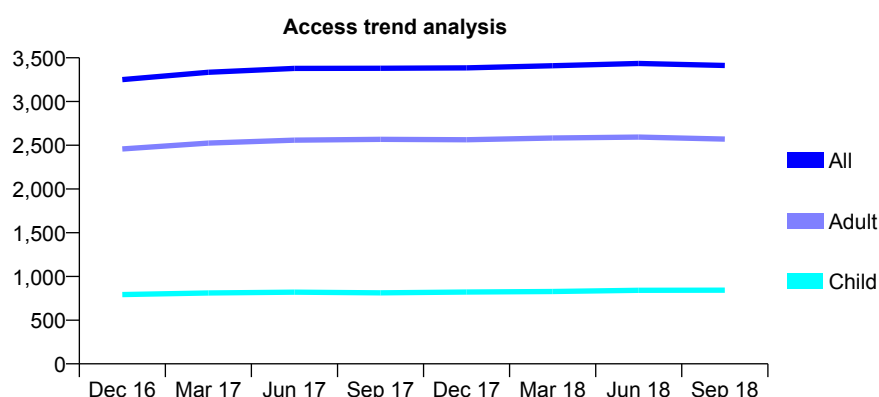
# Q66 - Vital Signs At a Glance Contract Report for 181781/0001 - September 2018

Name or company name	Matford Dental Clinic Limited
Contract type name	GDS Contract
Purpose of contract	General
Contract start date	01/02/2010
Contract end date	

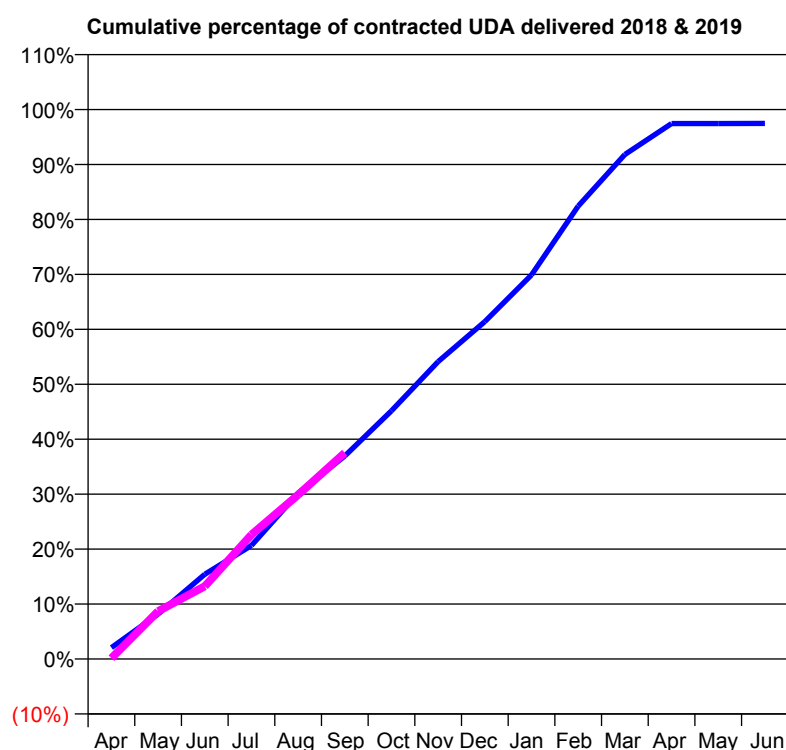
18/19 Contracted general activity (UDA)	10,500
Carry forward general activity (UDA)	267
18/19 Contracted orthodontic activity (UOA)	0
Carry forward orthodontic activity (UOA)	0
Baseline contract value	£333,827.02

## ACCESS\*

Patients seen in 24 months	Total	Change since previous quarter
Quarter ending September 2017	3,380	
Quarter ending December 2017	3,385	→
Quarter ending March 2018	3,410	→
Quarter ending June 2018	3,435	→
Quarter ending September 2018	3,413	→
<b>Variance since September 2017</b>	<b>1.0%</b>	<b>→</b>



## ACTIVITY



Adjusted Scheduled Activity (UDA)		
Month	2018	2019
April	217	15
May	861	913
June	1,619	1,391
July	2,171	2,375
August	3,169	3,137
September	3,879	3,941
October	4,744	
November	5,684	
December	6,448	
January	7,339	
February	8,653	
March	9,640	
April	10,231	
May	10,232	
June	10,233	

## QUALITY

	Quantity	Base Number	Contract	AT	Region	England
% of FP17s for the same patient ID Re-attending within 3 months - Children	55	700	7.9%	9.4%	11.1%	11.6%
% of FP17s for the same patient ID Re-attending within 3 months - Adults	370	2,200	16.8%	13.9%	15.3%	15.5%
% of FP17s for the same patient ID Re-attending between 3 & 9 months - Children	482	700	68.9%	59.4%	61.1%	58.8%
% of FP17s for the same patient ID Re-attending between 3 & 9 months - Adults	1,450	2,200	65.9%	50.4%	52.3%	51.1%
% of FP17s for Band 1 Urgent Courses	113	2,296	4.9%	10.0%	9.5%	9.0%
% of FP17s Relating to Free Repair or Replacements	22	2,296	1.0%	0.8%	0.7%	0.8%
% of FP17s Relating to Continuations	20	2,296	0.9%	1.0%	0.8%	0.9%
% of Patients satisfied with the dentistry they have received	2	2	N/A	93.9%	93.6%	93.3%
% of Patients satisfied with the time they had to wait for an appointment	2	2	N/A	85.6%	88.8%	88.9%

\* This is based on patients treated on this contract for their most recent course of treatment. Figures in italics indicate the base number of FP17s or Patient Questionnaire responses are less than 100. N/A is shown where the base number of responses is less than 10 during the period. % is calculated as Quantity/Base number\*100

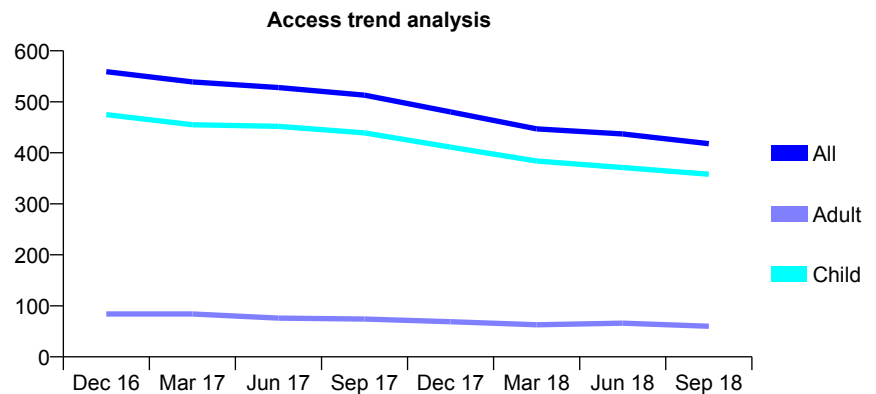
## Q66 - Vital Signs At a Glance Contract Report for 185981/0001 - September 2018

Name or company name	Clark House Dental Surgeries Limited
Contract type name	GDS Contract
Purpose of contract	General
Contract start date	01/03/2012
Contract end date	31/08/2018

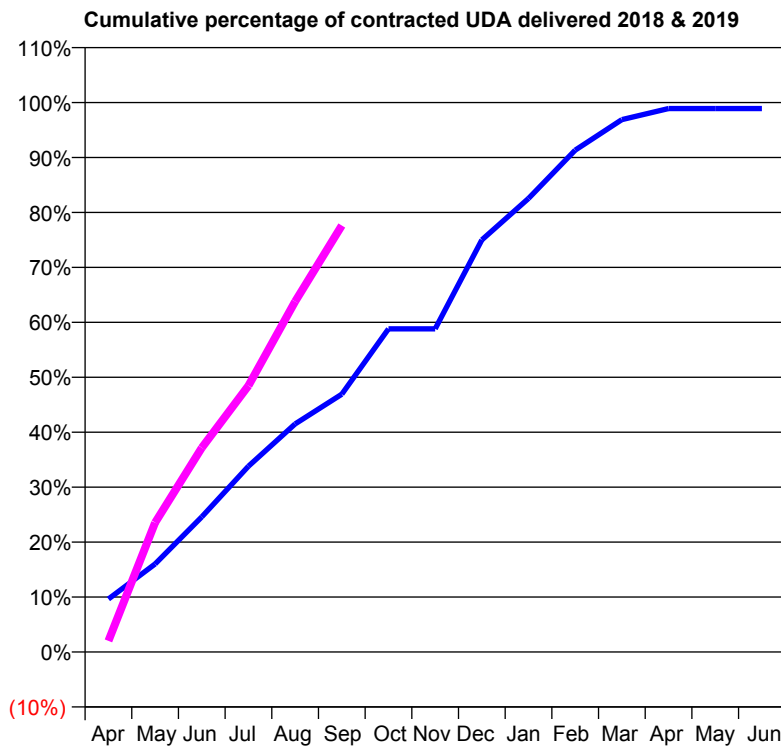
18/19 Contracted general activity (UDA)	354
Carry forward general activity (UDA)	9
18/19 Contracted orthodontic activity (UOA)	0
Carry forward orthodontic activity (UOA)	0
Baseline contract value	£8,228.61

### ACCESS\*

Patients seen in 24 months	Total	Change since previous quarter
Quarter ending September 2017	513	
Quarter ending December 2017	480	↓
Quarter ending March 2018	447	↓
Quarter ending June 2018	437	↓
Quarter ending September 2018	418	↓
<b>Variance since September 2017</b>	<b>(18.5%)</b>	<b>↓</b>



### ACTIVITY



Adjusted Scheduled Activity (UDA)		
Month	2018	2019
April	82	7
May	136	83
June	209	132
July	287	172
August	353	226
September	399	275
October	500	
November	500	
December	637	
January	702	
February	776	
March	824	
April	841	
May	841	
June	841	

### QUALITY

	Quantity	Base Number	Contract	AT	Region	England
% of FP17s for the same patient ID Re-attending within 3 months - Children	6	238	2.5%	9.4%	11.1%	11.6%
% of FP17s for the same patient ID Re-attending within 3 months - Adults	0	0	N/A	13.9%	15.3%	15.5%
% of FP17s for the same patient ID Re-attending between 3 & 9 months - Children	169	238	71.0%	59.4%	61.1%	58.8%
% of FP17s for the same patient ID Re-attending between 3 & 9 months - Adults	0	0	N/A	50.4%	52.3%	51.1%
% of FP17s for Band 1 Urgent Courses	4	223	1.8%	10.0%	9.5%	9.0%
% of FP17s Relating to Free Repair or Replacements	0	223	0.0%	0.8%	0.7%	0.8%
% of FP17s Relating to Continuations	1	223	0.4%	1.0%	0.8%	0.9%
% of Patients satisfied with the dentistry they have received	0	0	N/A	93.9%	93.6%	93.3%
% of Patients satisfied with the time they had to wait for an appointment	0	0	N/A	85.6%	88.8%	88.9%

\* This is based on patients treated on this contract for their most recent course of treatment. Figures in italics indicate the base number of FP17s or Patient Questionnaire responses are less than 100. N/A is shown where the base number of responses is less than 10 during the period. % is calculated as Quantity/Base number\*100

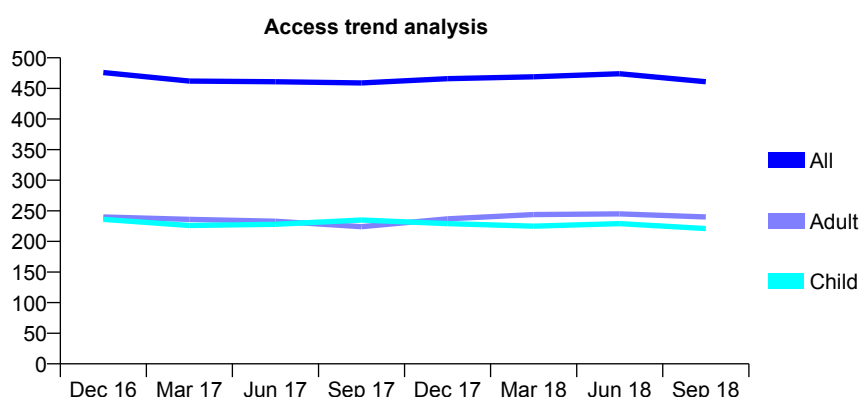
# Q66 - Vital Signs At a Glance Contract Report for 186783/0001 - September 2018

Name or company name	The Smile Dispensary
Contract type name	GDS Contract
Purpose of contract	General
Contract start date	01/04/2011
Contract end date	

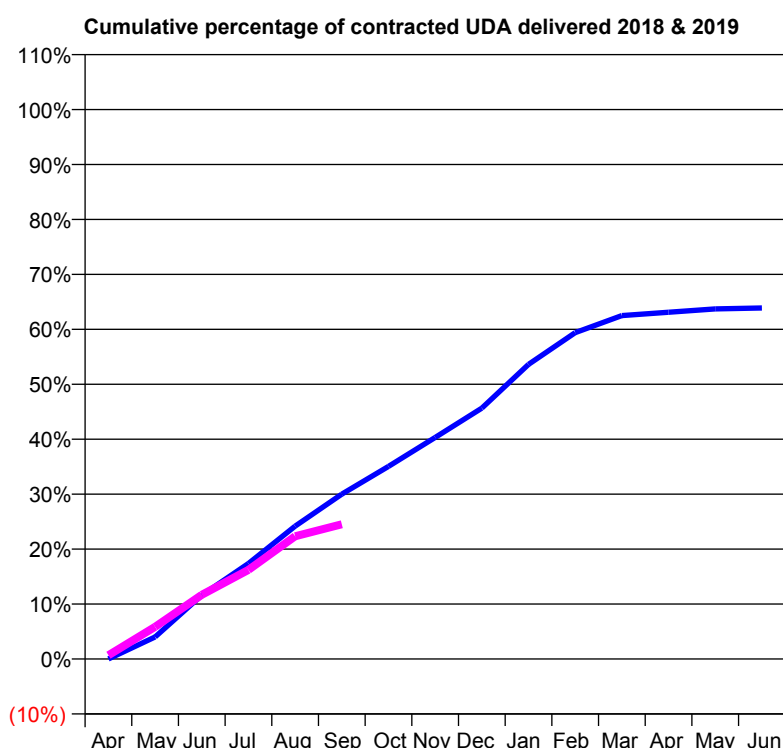
18/19 Contracted general activity (UDA)	1,500
Carry forward general activity (UDA)	0
18/19 Contracted orthodontic activity (UOA)	0
Carry forward orthodontic activity (UOA)	0
Baseline contract value	£33,591.50

## ACCESS\*

Patients seen in 24 months	Total	Change since previous quarter
Quarter ending September 2017	459	
Quarter ending December 2017	466	→
Quarter ending March 2018	469	→
Quarter ending June 2018	474	→
Quarter ending September 2018	461	↓
<b>Variance since September 2017</b>	<b>0.4%</b>	<b>→</b>



## ACTIVITY



Adjusted Scheduled Activity (UDA)		
Month	2018	2019
April	0	10
May	52	88
June	151	175
July	226	243
August	314	335
September	390	368
October	456	
November	524	
December	594	
January	697	
February	772	
March	812	
April	820	
May	828	
June	830	

## QUALITY

	Quantity	Base Number	Contract	AT	Region	England
% of FP17s for the same patient ID Re-attending within 3 months - Children	3	182	1.6%	9.4%	11.1%	11.6%
% of FP17s for the same patient ID Re-attending within 3 months - Adults	6	152	3.9%	13.9%	15.3%	15.5%
% of FP17s for the same patient ID Re-attending between 3 & 9 months - Children	117	182	64.3%	59.4%	61.1%	58.8%
% of FP17s for the same patient ID Re-attending between 3 & 9 months - Adults	88	152	57.9%	50.4%	52.3%	51.1%
% of FP17s for Band 1 Urgent Courses	10	314	3.2%	10.0%	9.5%	9.0%
% of FP17s Relating to Free Repair or Replacements	0	314	0.0%	0.8%	0.7%	0.8%
% of FP17s Relating to Continuations	1	314	0.3%	1.0%	0.8%	0.9%
% of Patients satisfied with the dentistry they have received	1	1	N/A	93.9%	93.6%	93.3%
% of Patients satisfied with the time they had to wait for an appointment	1	1	N/A	85.6%	88.8%	88.9%

\* This is based on patients treated on this contract for their most recent course of treatment. Figures in italics indicate the base number of FP17s or Patient Questionnaire responses are less than 100. N/A is shown where the base number of responses is less than 10 during the period. % is calculated as Quantity/Base number\*100

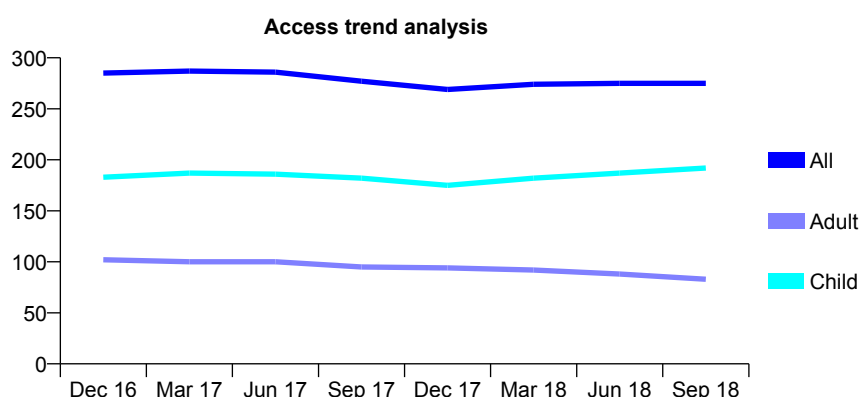
# Q66 - Vital Signs At a Glance Contract Report for 187569/0001 - September 2018

Name or company name	Smile for Life Ltd
Contract type name	GDS Contract
Purpose of contract	General
Contract start date	01/01/2007
Contract end date	

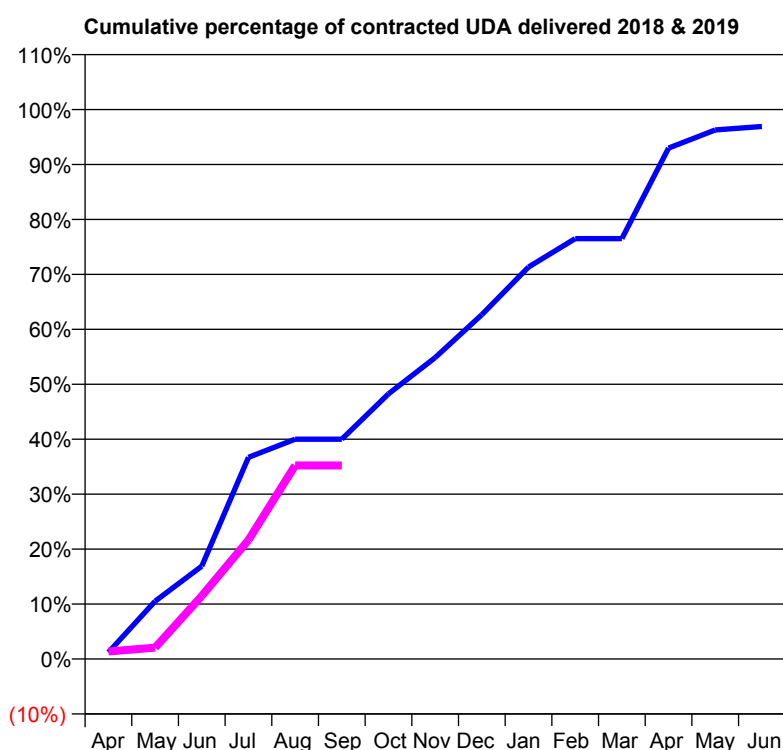
18/19 Contracted general activity (UDA)	435
Carry forward general activity (UDA)	15
18/19 Contracted orthodontic activity (UOA)	0
Carry forward orthodontic activity (UOA)	0
Baseline contract value	£10,402.80

## ACCESS\*

Patients seen in 24 months	Total	Change since previous quarter
Quarter ending September 2017	277	
Quarter ending December 2017	269	↓
Quarter ending March 2018	274	→
Quarter ending June 2018	275	→
Quarter ending September 2018	275	→
<b>Variance since September 2017</b>	<b>(0.7%)</b>	→



## ACTIVITY



Month	Adjusted Scheduled Activity (UDA)	
	2018	2019
April	6	6
May	51	9
June	82	50
July	178	94
August	194	153
September	194	153
October	234	
November	266	
December	304	
January	346	
February	371	
March	371	
April	451	
May	467	
June	470	

## QUALITY

	Quantity	Base Number	Contract	AT	Region	England
% of FP17s for the same patient ID Re-attending within 3 months - Children	10	148	6.8%	9.4%	11.1%	11.6%
% of FP17s for the same patient ID Re-attending within 3 months - Adults	1	32	3.1%	13.9%	15.3%	15.5%
% of FP17s for the same patient ID Re-attending between 3 & 9 months - Children	83	148	56.1%	59.4%	61.1%	58.8%
% of FP17s for the same patient ID Re-attending between 3 & 9 months - Adults	21	32	65.6%	50.4%	52.3%	51.1%
% of FP17s for Band 1 Urgent Courses	1	108	0.9%	10.0%	9.5%	9.0%
% of FP17s Relating to Free Repair or Replacements	0	108	0.0%	0.8%	0.7%	0.8%
% of FP17s Relating to Continuations	0	108	0.0%	1.0%	0.8%	0.9%
% of Patients satisfied with the dentistry they have received	0	0	N/A	93.9%	93.6%	93.3%
% of Patients satisfied with the time they had to wait for an appointment	0	0	N/A	85.6%	88.8%	88.9%

\* This is based on patients treated on this contract for their most recent course of treatment. Figures in italics indicate the base number of FP17s or Patient Questionnaire responses are less than 100. N/A is shown where the base number of responses is less than 10 during the period. % is calculated as Quantity/Base number\*100

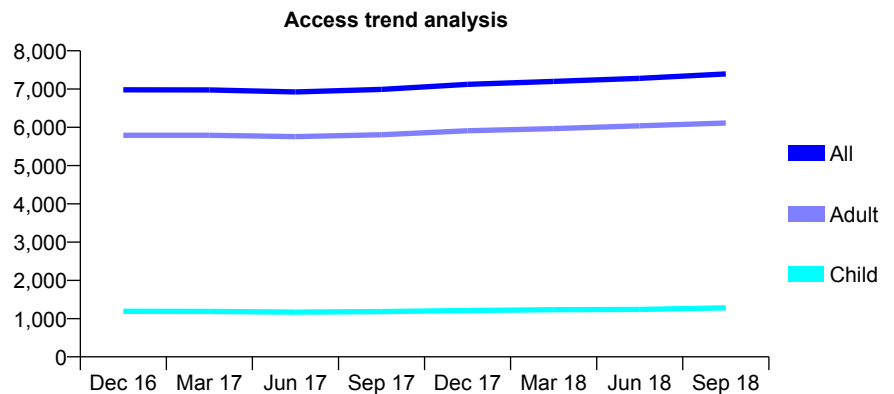
## Q66 - Vital Signs At a Glance Contract Report for 189472/0001 - September 2018

Name or company name	St Leonard's Dental Practice Ltd
Contract type name	GDS Contract
Purpose of contract	General
Contract start date	01/08/2009
Contract end date	

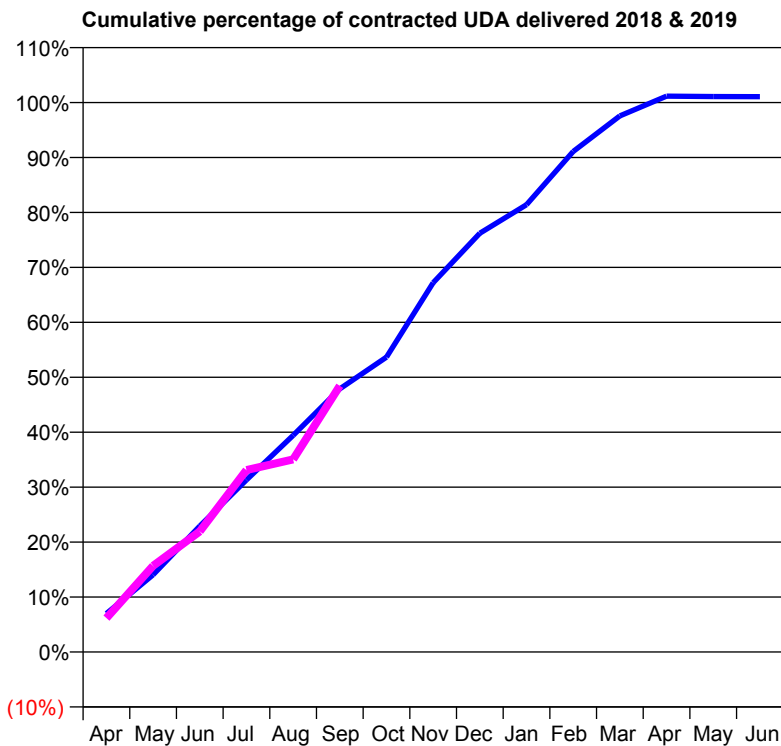
18/19 Contracted general activity (UDA)	23,973
Carry forward general activity (UDA)	-467
18/19 Contracted orthodontic activity (UOA)	0
Carry forward orthodontic activity (UOA)	0
Baseline contract value	£753,631.56

### ACCESS\*

Patients seen in 24 months	Total	Change since previous quarter
Quarter ending September 2017	6,991	
Quarter ending December 2017	7,122	→
Quarter ending March 2018	7,200	→
Quarter ending June 2018	7,280	→
Quarter ending September 2018	7,395	→
<b>Variance since September 2017</b>	<b>5.8%</b>	<b>↑</b>



### ACTIVITY



Adjusted Scheduled Activity (UDA)		
Month	2018	2019
April	1,677	1,479
May	3,372	3,760
June	5,493	5,263
July	7,508	7,940
August	9,449	8,401
September	11,478	11,615
October	12,865	
November	16,110	
December	18,267	
January	19,514	
February	21,835	
March	23,391	
April	24,252	
May	24,234	
June	24,228	

### QUALITY

	Quantity	Base Number	Contract	AT	Region	England
% of FP17s for the same patient ID Re-attending within 3 months - Children	59	1,075	5.5%	9.4%	11.1%	11.6%
% of FP17s for the same patient ID Re-attending within 3 months - Adults	847	5,422	15.6%	13.9%	15.3%	15.5%
% of FP17s for the same patient ID Re-attending between 3 & 9 months - Children	726	1,075	67.5%	59.4%	61.1%	58.8%
% of FP17s for the same patient ID Re-attending between 3 & 9 months - Adults	3,487	5,422	64.3%	50.4%	52.3%	51.1%
% of FP17s for Band 1 Urgent Courses	561	6,030	9.3%	10.0%	9.5%	9.0%
% of FP17s Relating to Free Repair or Replacements	46	6,030	0.8%	0.8%	0.7%	0.8%
% of FP17s Relating to Continuations	30	6,030	0.5%	1.0%	0.8%	0.9%
% of Patients satisfied with the dentistry they have received	9	9	N/A	93.9%	93.6%	93.3%
% of Patients satisfied with the time they had to wait for an appointment	8	9	N/A	85.6%	88.8%	88.9%

\* This is based on patients treated on this contract for their most recent course of treatment. Figures in italics indicate the base number of FP17s or Patient Questionnaire responses are less than 100. N/A is shown where the base number of responses is less than 10 during the period. % is calculated as Quantity/Base number\*100

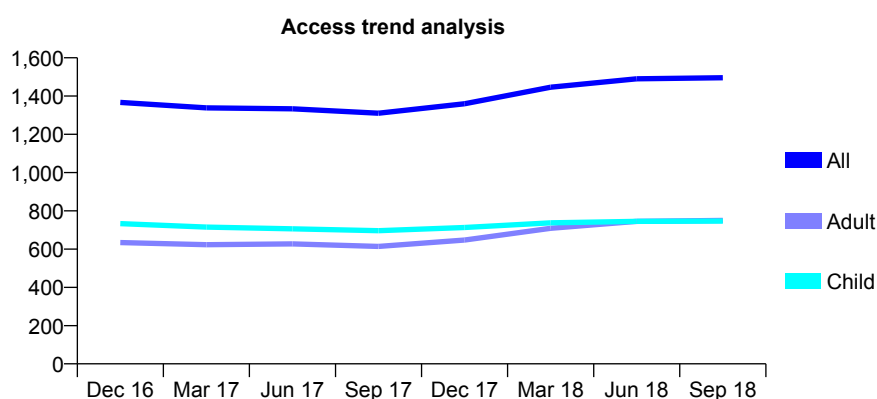
## Q66 - Vital Signs At a Glance Contract Report for 189731/0001 - September 2018

Name or company name	Spicer Road Dental Practice Ltd
Contract type name	GDS Contract
Purpose of contract	General
Contract start date	01/01/2013
Contract end date	

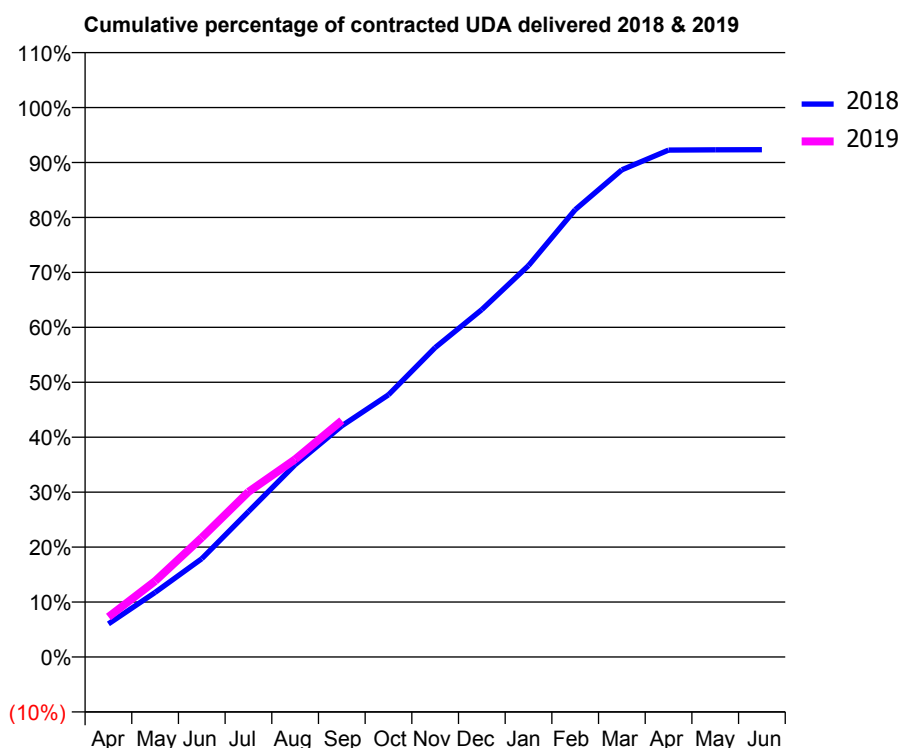
18/19 Contracted general activity (UDA)	4,200
Carry forward general activity (UDA)	0
18/19 Contracted orthodontic activity (UOA)	0
Carry forward orthodontic activity (UOA)	0
Baseline contract value	£101,474.95

### ACCESS\*

Patients seen in 24 months	Total	Change since previous quarter
Quarter ending September 2017	1,310	
Quarter ending December 2017	1,360	↑
Quarter ending March 2018	1,446	↑
Quarter ending June 2018	1,490	↑
Quarter ending September 2018	1,496	→
<b>Variance since September 2017</b>	<b>14.2%</b>	<b>↑</b>



### ACTIVITY



Adjusted Scheduled Activity (UDA)		
Month	2018	2019
April	253	306
May	494	580
June	752	913
July	1,112	1,263
August	1,470	1,511
September	1,767	1,807
October	2,004	
November	2,365	
December	2,656	
January	2,992	
February	3,419	
March	3,724	
April	3,875	
May	3,877	
June	3,878	

### QUALITY

	Quantity	Base Number	Contract	AT	Region	England
% of FP17s for the same patient ID Re-attending within 3 months - Children	34	619	5.5%	9.4%	11.1%	11.6%
% of FP17s for the same patient ID Re-attending within 3 months - Adults	90	578	15.6%	13.9%	15.3%	15.5%
% of FP17s for the same patient ID Re-attending between 3 & 9 months - Children	410	619	66.2%	59.4%	61.1%	58.8%
% of FP17s for the same patient ID Re-attending between 3 & 9 months - Adults	328	578	56.7%	50.4%	52.3%	51.1%
% of FP17s for Band 1 Urgent Courses	58	1,101	5.3%	10.0%	9.5%	9.0%
% of FP17s Relating to Free Repair or Replacements	7	1,101	0.6%	0.8%	0.7%	0.8%
% of FP17s Relating to Continuations	0	1,101	0.0%	1.0%	0.8%	0.9%
% of Patients satisfied with the dentistry they have received	0	0	N/A	93.9%	93.6%	93.3%
% of Patients satisfied with the time they had to wait for an appointment	0	0	N/A	85.6%	88.8%	88.9%

\* This is based on patients treated on this contract for their most recent course of treatment. Figures in italics indicate the base number of FP17s or Patient Questionnaire responses are less than 100. N/A is shown where the base number of responses is less than 10 during the period. % is calculated as Quantity/Base number\*100

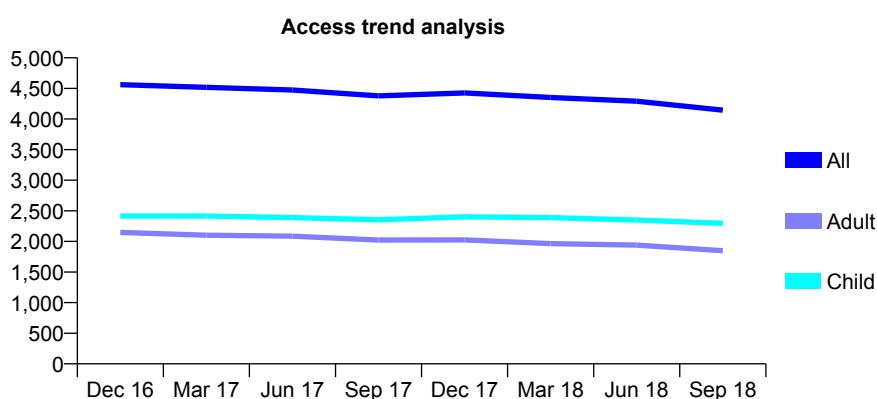
## Q66 - Vital Signs At a Glance Contract Report for 191078/0001 - September 2018

Name or company name	Lynbridge House NHS Dental Practice
Contract type name	GDS Contract
Purpose of contract	General
Contract start date	01/04/2006
Contract end date	

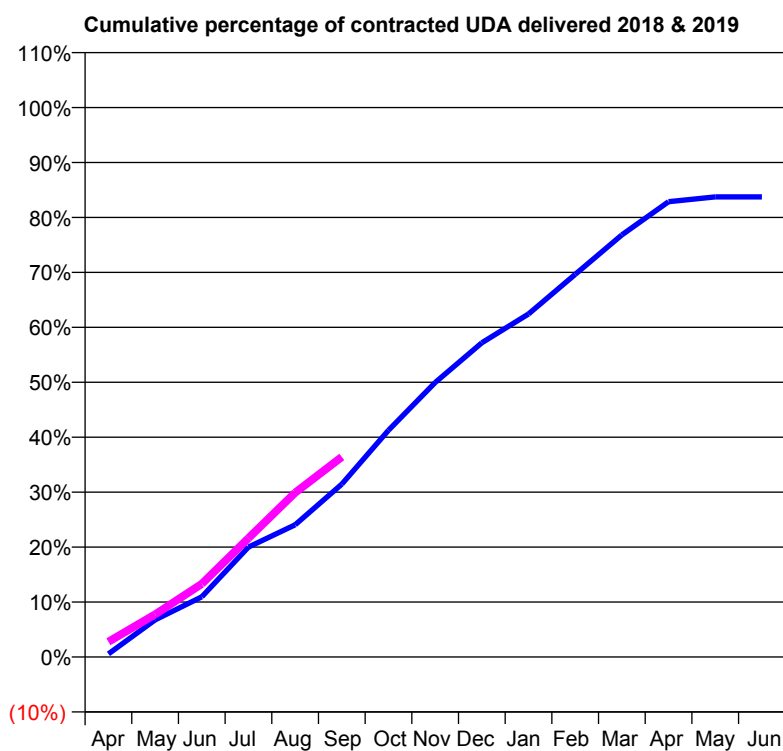
18/19 Contracted general activity (UDA)	12,250
Carry forward general activity (UDA)	0
18/19 Contracted orthodontic activity (UOA)	0
Carry forward orthodontic activity (UOA)	0
Baseline contract value	£292,454.58

### ACCESS\*

Patients seen in 24 months	Total	Change since previous quarter
Quarter ending September 2017	4,377	
Quarter ending December 2017	4,425	→
Quarter ending March 2018	4,352	↓
Quarter ending June 2018	4,291	↓
Quarter ending September 2018	4,144	↓
<b>Variance since September 2017</b>	<b>(5.3%)</b>	<b>↓</b>



### ACTIVITY



Adjusted Scheduled Activity (UDA)		
Month	2018	2019
April	70	339
May	829	951
June	1,342	1,630
July	2,452	2,650
August	2,947	3,665
September	3,853	4,462
October	5,056	
November	6,120	
December	7,006	
January	7,647	
February	8,530	
March	9,409	
April	10,150	
May	10,259	
June	10,259	

### QUALITY

	Quantity	Base Number	Contract	AT	Region	England
% of FP17s for the same patient ID Re-attending within 3 months - Children	99	1,464	6.8%	9.4%	11.1%	11.6%
% of FP17s for the same patient ID Re-attending within 3 months - Adults	219	1,085	20.2%	13.9%	15.3%	15.5%
% of FP17s for the same patient ID Re-attending between 3 & 9 months - Children	629	1,464	43.0%	59.4%	61.1%	58.8%
% of FP17s for the same patient ID Re-attending between 3 & 9 months - Adults	513	1,085	47.3%	50.4%	52.3%	51.1%
% of FP17s for Band 1 Urgent Courses	281	2,201	12.8%	10.0%	9.5%	9.0%
% of FP17s Relating to Free Repair or Replacements	0	2,201	0.0%	0.8%	0.7%	0.8%
% of FP17s Relating to Continuations	10	2,201	0.5%	1.0%	0.8%	0.9%
% of Patients satisfied with the dentistry they have received	1	1	N/A	93.9%	93.6%	93.3%
% of Patients satisfied with the time they had to wait for an appointment	1	1	N/A	85.6%	88.8%	88.9%

\* This is based on patients treated on this contract for their most recent course of treatment. Figures in italics indicate the base number of FP17s or Patient Questionnaire responses are less than 100. N/A is shown where the base number of responses is less than 10 during the period. % is calculated as Quantity/Base number\*100



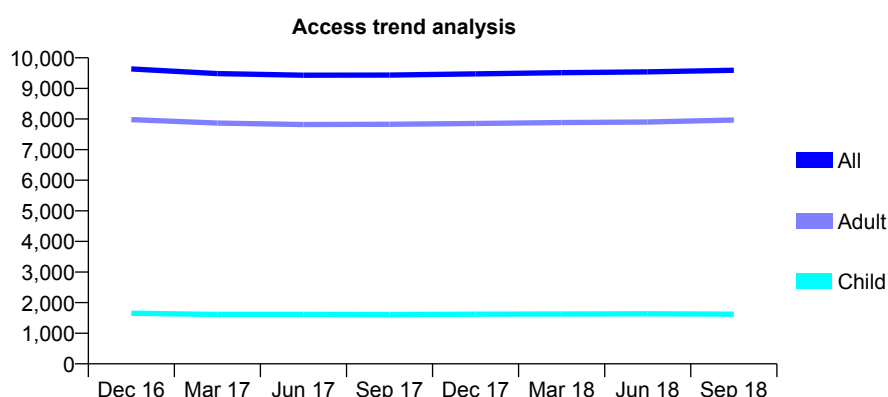
# Q66 - Vital Signs At a Glance Contract Report for 193305/0001 - September 2018

Name or company name	HONITON DENTAL CENTRE
Contract type name	GDS Contract
Purpose of contract	General and Orthodontic
Contract start date	01/09/2009
Contract end date	

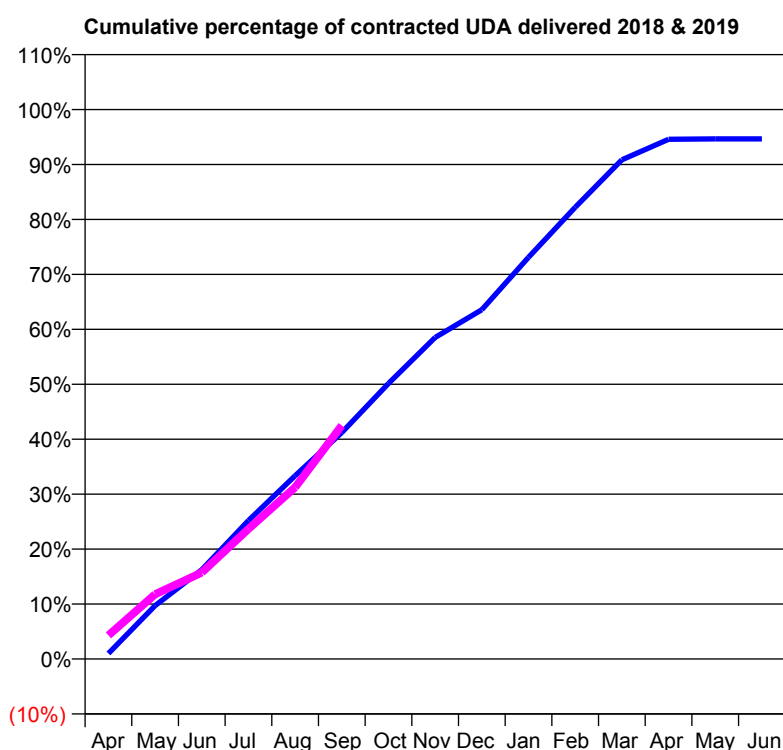
18/19 Contracted general activity (UDA)	34,432
Carry forward general activity (UDA)	0
18/19 Contracted orthodontic activity (UOA)	0
Carry forward orthodontic activity (UOA)	0
Baseline contract value	£1,120,960.86

## ACCESS\*

Patients seen in 24 months	Total	Change since previous quarter
Quarter ending September 2017	9,434	
Quarter ending December 2017	9,477	→
Quarter ending March 2018	9,513	→
Quarter ending June 2018	9,540	→
Quarter ending September 2018	9,591	→
<b>Variance since September 2017</b>	<b>1.7%</b>	<b>→</b>



## ACTIVITY



Adjusted Scheduled Activity (UDA)		
Month	2018	2019
April	348	1,480
May	3,350	4,055
June	5,594	5,417
July	8,681	8,147
August	11,481	10,755
September	14,190	14,636
October	17,264	
November	20,150	
December	21,891	
January	25,171	
February	28,305	
March	31,280	
April	32,566	
May	32,592	
June	32,591	

## QUALITY

	Quantity	Base Number	Contract	AT	Region	England
% of FP17s for the same patient ID Re-attending within 3 months - Children	68	1,422	4.8%	9.4%	11.1%	11.6%
% of FP17s for the same patient ID Re-attending within 3 months - Adults	1,115	6,697	16.6%	13.9%	15.3%	15.5%
% of FP17s for the same patient ID Re-attending between 3 & 9 months - Children	1,038	1,422	73.0%	59.4%	61.1%	58.8%
% of FP17s for the same patient ID Re-attending between 3 & 9 months - Adults	3,931	6,697	58.7%	50.4%	52.3%	51.1%
% of FP17s for Band 1 Urgent Courses	553	7,515	7.4%	10.0%	9.5%	9.0%
% of FP17s Relating to Free Repair or Replacements	66	7,515	0.9%	0.8%	0.7%	0.8%
% of FP17s Relating to Continuations	98	7,515	1.3%	1.0%	0.8%	0.9%
% of Patients satisfied with the dentistry they have received	11	11	100.0%	93.9%	93.6%	93.3%
% of Patients satisfied with the time they had to wait for an appointment	11	11	100.0%	85.6%	88.8%	88.9%

\* This is based on patients treated on this contract for their most recent course of treatment. Figures in italics indicate the base number of FP17s or Patient Questionnaire responses are less than 100. N/A is shown where the base number of responses is less than 10 during the period. % is calculated as Quantity/Base number\*100

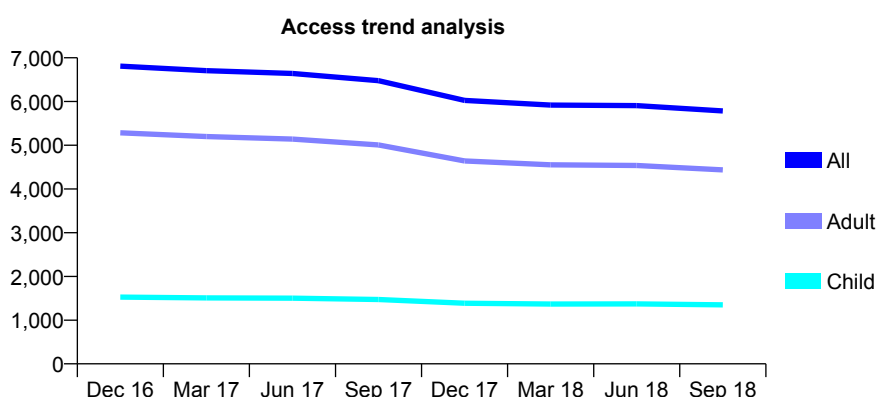
# Q66 - Vital Signs At a Glance Contract Report for 194921/0001 - September 2018

Name or company name	The Harbour Way Partnership
Contract type name	GDS Contract
Purpose of contract	General and Orthodontic
Contract start date	01/02/2014
Contract end date	

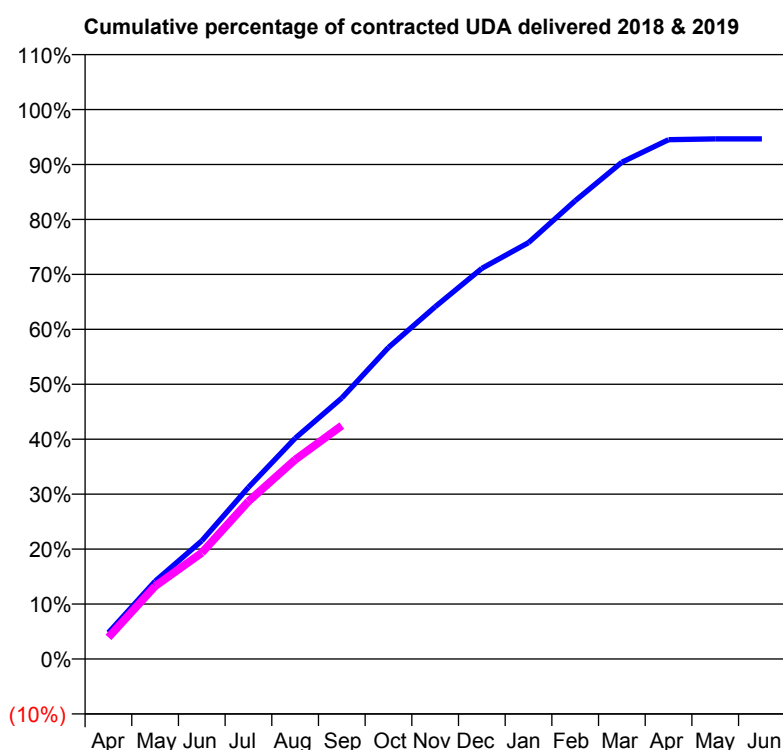
18/19 Contracted general activity (UDA)	20,000
Carry forward general activity (UDA)	0
18/19 Contracted orthodontic activity (UOA)	0
Carry forward orthodontic activity (UOA)	0
Baseline contract value	£448,267.57

## ACCESS\*

Patients seen in 24 months	Total	Change since previous quarter
Quarter ending September 2017	6,478	
Quarter ending December 2017	6,027	↓
Quarter ending March 2018	5,920	↓
Quarter ending June 2018	5,908	→
Quarter ending September 2018	5,786	↓
<b>Variance since September 2017</b>	<b>(10.7%)</b>	<b>↓</b>



## ACTIVITY



Adjusted Scheduled Activity (UDA)		
Month	2018	2019
April	958	788
May	2,834	2,651
June	4,303	3,864
July	6,247	5,741
August	8,033	7,255
September	9,499	8,494
October	11,338	
November	12,819	
December	14,217	
January	15,153	
February	16,679	
March	18,079	
April	18,902	
May	18,931	
June	18,931	

## QUALITY

	Quantity	Base Number	Contract	AT	Region	England
% of FP17s for the same patient ID Re-attending within 3 months - Children	96	1,099	8.7%	9.4%	11.1%	11.6%
% of FP17s for the same patient ID Re-attending within 3 months - Adults	637	3,653	17.4%	13.9%	15.3%	15.5%
% of FP17s for the same patient ID Re-attending between 3 & 9 months - Children	645	1,099	58.7%	59.4%	61.1%	58.8%
% of FP17s for the same patient ID Re-attending between 3 & 9 months - Adults	1,872	3,653	51.2%	50.4%	52.3%	51.1%
% of FP17s for Band 1 Urgent Courses	436	4,385	9.9%	10.0%	9.5%	9.0%
% of FP17s Relating to Free Repair or Replacements	95	4,385	2.2%	0.8%	0.7%	0.8%
% of FP17s Relating to Continuations	115	4,385	2.6%	1.0%	0.8%	0.9%
% of Patients satisfied with the dentistry they have received	13	13	100.0%	93.9%	93.6%	93.3%
% of Patients satisfied with the time they had to wait for an appointment	12	13	92.3%	85.6%	88.8%	88.9%

\* This is based on patients treated on this contract for their most recent course of treatment. Figures in italics indicate the base number of FP17s or Patient Questionnaire responses are less than 100. N/A is shown where the base number of responses is less than 10 during the period. % is calculated as Quantity/Base number\*100

## Q66 - Vital Signs At a Glance Contract Report for 195715/0001 - September 2018

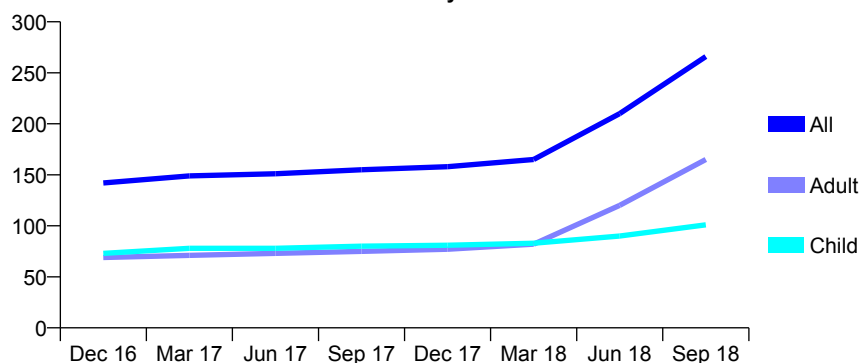
Name or company name	Tor Lodge Dental Partnership
Contract type name	GDS Contract
Purpose of contract	General and Orthodontic
Contract start date	15/11/2013
Contract end date	

18/19 Contracted general activity (UDA)	1,330
Carry forward general activity (UDA)	1
18/19 Contracted orthodontic activity (UOA)	126
Carry forward orthodontic activity (UOA)	21
Baseline contract value	£54,235.27

### ACCESS\*

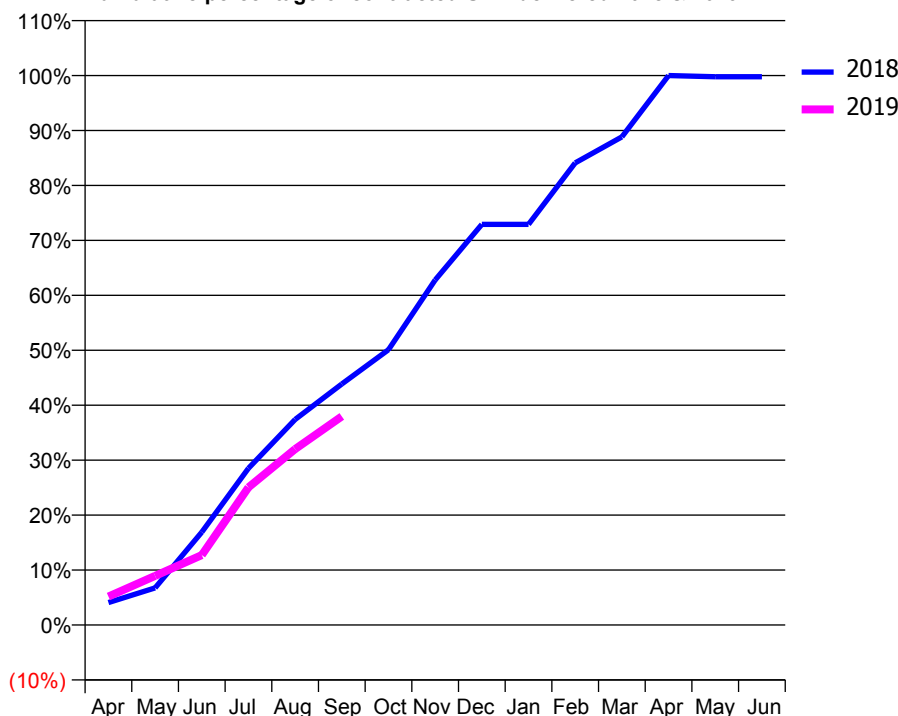
Patients seen in 24 months	Total	Change since previous quarter
Quarter ending September 2017	155	
Quarter ending December 2017	158	→
Quarter ending March 2018	165	↑
Quarter ending June 2018	210	↑
Quarter ending September 2018	266	↑
<b>Variance since September 2017</b>	<b>71.6%</b>	<b>↑</b>

### Access trend analysis



### ACTIVITY

#### Cumulative percentage of contracted UDA delivered 2018 & 2019



#### Adjusted Scheduled Activity (UDA)

Month	2018	2019
April	19	69
May	31	119
June	79	169
July	133	333
August	174	426
September	204	505
October	233	
November	292	
December	339	
January	339	
February	391	
March	413	
April	465	
May	464	
June	464	

### QUALITY

	Quantity	Base Number	Contract	AT	Region	England
% of FP17s for the same patient ID Re-attending within 3 months - Children	11	128	8.6%	9.4%	11.1%	11.6%
% of FP17s for the same patient ID Re-attending within 3 months - Adults	15	166	9.0%	13.9%	15.3%	15.5%
% of FP17s for the same patient ID Re-attending between 3 & 9 months - Children	54	128	42.2%	59.4%	61.1%	58.8%
% of FP17s for the same patient ID Re-attending between 3 & 9 months - Adults	52	166	31.3%	50.4%	52.3%	51.1%
% of FP17s for Band 1 Urgent Courses	10	232	4.3%	10.0%	9.5%	9.0%
% of FP17s Relating to Free Repair or Replacements	0	232	0.0%	0.8%	0.7%	0.8%
% of FP17s Relating to Continuations	0	232	0.0%	1.0%	0.8%	0.9%
% of Patients satisfied with the dentistry they have received	0	0	N/A	93.9%	93.6%	93.3%
% of Patients satisfied with the time they had to wait for an appointment	0	0	N/A	85.6%	88.8%	88.9%

\* This is based on patients treated on this contract for their most recent course of treatment. Figures in italics indicate the base number of FP17s or Patient Questionnaire responses are less than 100. N/A is shown where the base number of responses is less than 10 during the period. % is calculated as Quantity/Base number\*100

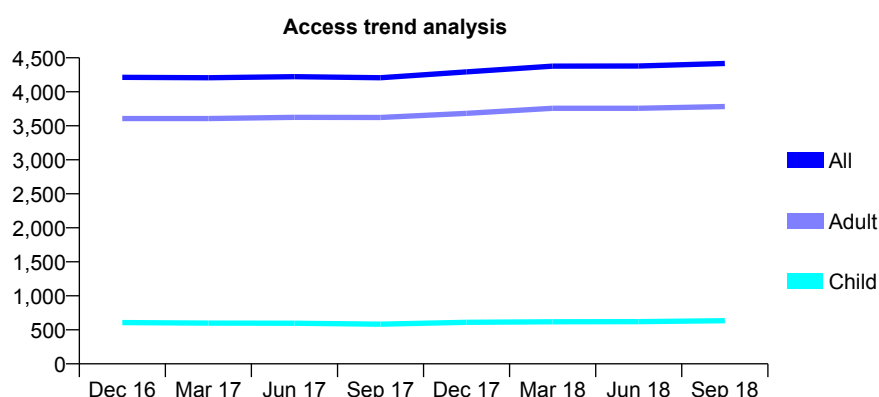
# Q66 - Vital Signs At a Glance Contract Report for 196002/0001 - September 2018

Name or company name	Ingrid Cubbon Dental surgery (SW) Limited
Contract type name	GDS Contract
Purpose of contract	General
Contract start date	01/12/2012
Contract end date	

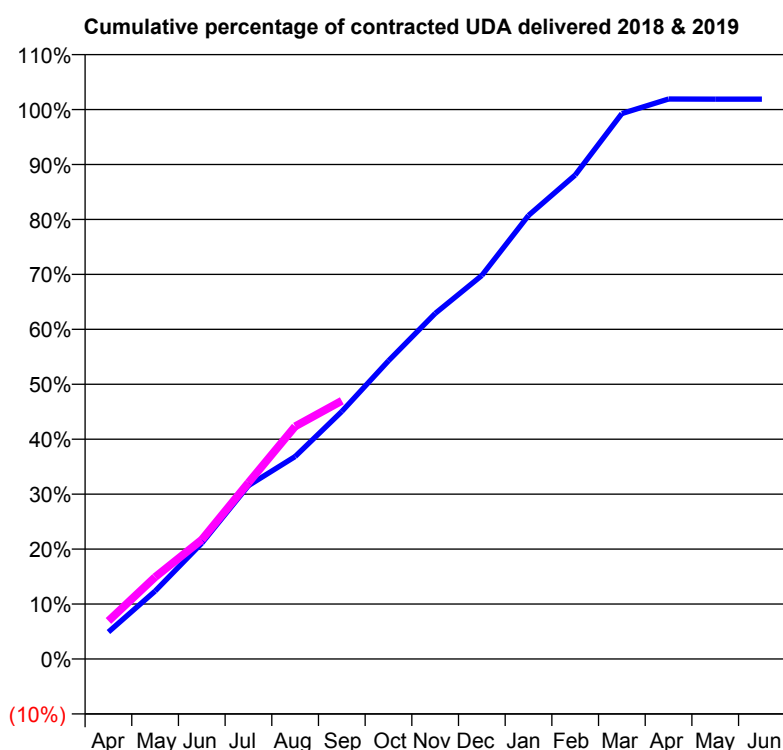
18/19 Contracted general activity (UDA)	15,021
Carry forward general activity (UDA)	-284
18/19 Contracted orthodontic activity (UOA)	0
Carry forward orthodontic activity (UOA)	0
Baseline contract value	£347,419.06

## ACCESS\*

Patients seen in 24 months	Total	Change since previous quarter
Quarter ending September 2017	4,207	
Quarter ending December 2017	4,294	↑
Quarter ending March 2018	4,377	→
Quarter ending June 2018	4,379	→
Quarter ending September 2018	4,417	→
<b>Variance since September 2017</b>	<b>5.0%</b>	<b>↑</b>



## ACTIVITY



Adjusted Scheduled Activity (UDA)		
Month	2018	2019
April	738	1,041
May	1,859	2,239
June	3,167	3,261
July	4,741	4,821
August	5,534	6,360
September	6,769	7,058
October	8,152	
November	9,445	
December	10,485	
January	12,127	
February	13,231	
March	14,912	
April	15,307	
May	15,305	
June	15,305	

## QUALITY

	Quantity	Base Number	Contract	AT	Region	England
% of FP17s for the same patient ID Re-attending within 3 months - Children	22	503	4.4%	9.4%	11.1%	11.6%
% of FP17s for the same patient ID Re-attending within 3 months - Adults	357	3,195	11.2%	13.9%	15.3%	15.5%
% of FP17s for the same patient ID Re-attending between 3 & 9 months - Children	358	503	71.2%	59.4%	61.1%	58.8%
% of FP17s for the same patient ID Re-attending between 3 & 9 months - Adults	2,264	3,195	70.9%	50.4%	52.3%	51.1%
% of FP17s for Band 1 Urgent Courses	229	3,523	6.5%	10.0%	9.5%	9.0%
% of FP17s Relating to Free Repair or Replacements	20	3,523	0.6%	0.8%	0.7%	0.8%
% of FP17s Relating to Continuations	13	3,523	0.4%	1.0%	0.8%	0.9%
% of Patients satisfied with the dentistry they have received	6	6	N/A	93.9%	93.6%	93.3%
% of Patients satisfied with the time they had to wait for an appointment	6	6	N/A	85.6%	88.8%	88.9%

\* This is based on patients treated on this contract for their most recent course of treatment. Figures in italics indicate the base number of FP17s or Patient Questionnaire responses are less than 100. N/A is shown where the base number of responses is less than 10 during the period. % is calculated as Quantity/Base number\*100

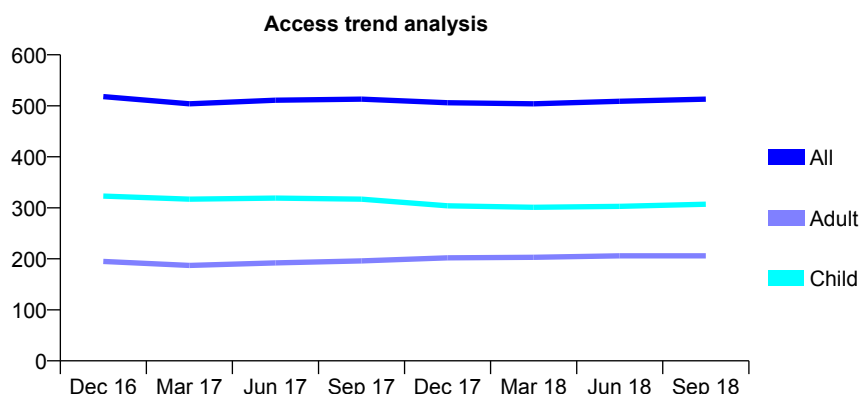
## Q66 - Vital Signs At a Glance Contract Report for 196045/0001 - September 2018

Name or company name	Millbrook Villas Limited
Contract type name	GDS Contract
Purpose of contract	General
Contract start date	01/05/2013
Contract end date	

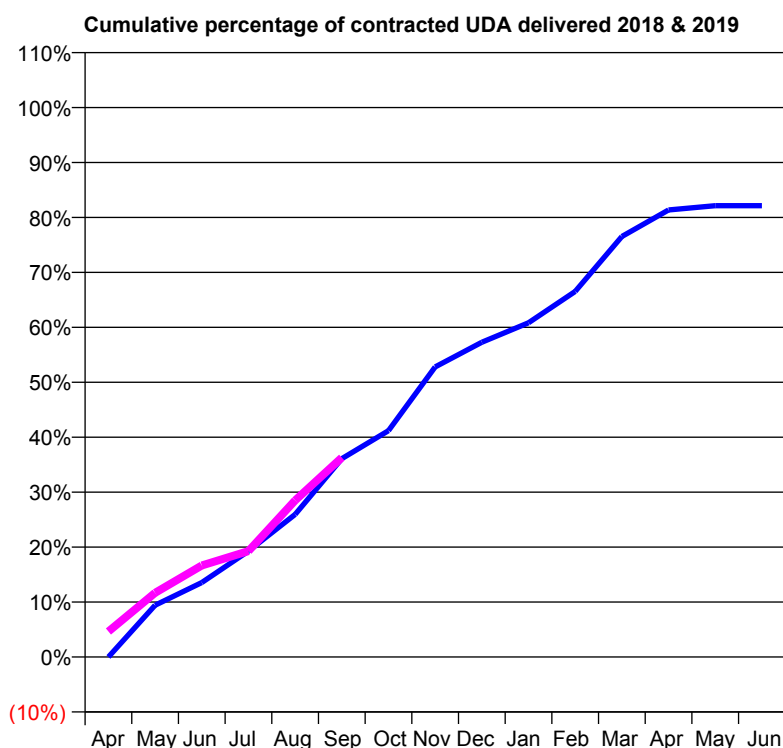
18/19 Contracted general activity (UDA)	925
Carry forward general activity (UDA)	0
18/19 Contracted orthodontic activity (UOA)	0
Carry forward orthodontic activity (UOA)	0
Baseline contract value	£23,347.45

### ACCESS\*

Patients seen in 24 months	Total	Change since previous quarter
Quarter ending September 2017	513	
Quarter ending December 2017	506	↓
Quarter ending March 2018	504	→
Quarter ending June 2018	509	→
Quarter ending September 2018	513	→
<b>Variance since September 2017</b>	<b>0.0%</b>	<b>→</b>



### ACTIVITY



Adjusted Scheduled Activity (UDA)		
Month	2018	2019
April	0	43
May	104	108
June	149	154
July	212	178
August	285	264
September	397	336
October	453	
November	581	
December	630	
January	669	
February	732	
March	842	
April	895	
May	903	
June	903	

### QUALITY

	Quantity	Base Number	Contract	AT	Region	England
% of FP17s for the same patient ID Re-attending within 3 months - Children	12	251	4.8%	9.4%	11.1%	11.6%
% of FP17s for the same patient ID Re-attending within 3 months - Adults	4	101	4.0%	13.9%	15.3%	15.5%
% of FP17s for the same patient ID Re-attending between 3 & 9 months - Children	187	251	74.5%	59.4%	61.1%	58.8%
% of FP17s for the same patient ID Re-attending between 3 & 9 months - Adults	58	101	57.4%	50.4%	52.3%	51.1%
% of FP17s for Band 1 Urgent Courses	4	304	1.3%	10.0%	9.5%	9.0%
% of FP17s Relating to Free Repair or Replacements	0	304	0.0%	0.8%	0.7%	0.8%
% of FP17s Relating to Continuations	0	304	0.0%	1.0%	0.8%	0.9%
% of Patients satisfied with the dentistry they have received	1	1	N/A	93.9%	93.6%	93.3%
% of Patients satisfied with the time they had to wait for an appointment	1	1	N/A	85.6%	88.8%	88.9%

\* This is based on patients treated on this contract for their most recent course of treatment. Figures in italics indicate the base number of FP17s or Patient Questionnaire responses are less than 100. N/A is shown where the base number of responses is less than 10 during the period. % is calculated as Quantity/Base number\*100

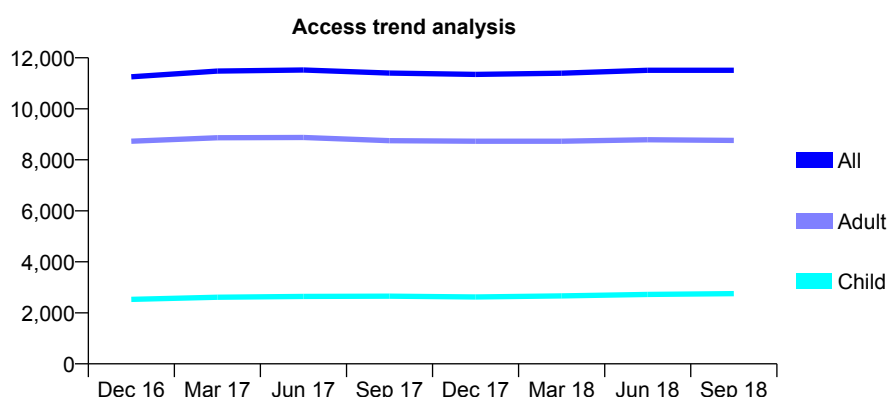
# Q66 - Vital Signs At a Glance Contract Report for 196053/0001 - September 2018

Name or company name	Truro Dental Health
Contract type name	GDS Contract
Purpose of contract	General
Contract start date	01/02/2007
Contract end date	

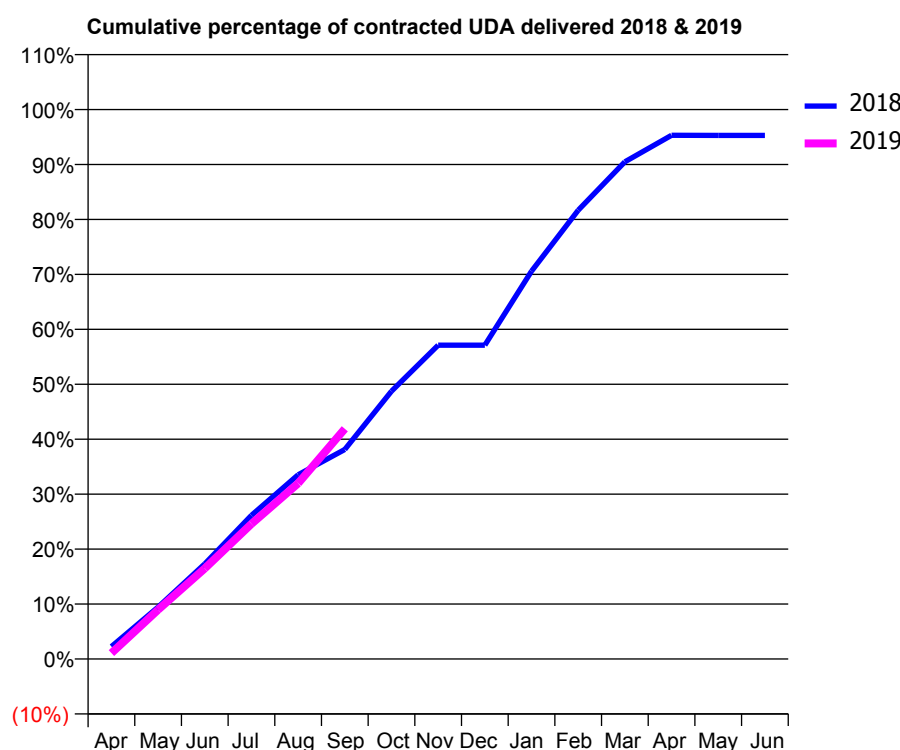
18/19 Contracted general activity (UDA)	29,737
Carry forward general activity (UDA)	0
18/19 Contracted orthodontic activity (UOA)	0
Carry forward orthodontic activity (UOA)	0
Baseline contract value	£780,133.81

## ACCESS\*

Patients seen in 24 months	Total	Change since previous quarter
Quarter ending September 2017	11,400	
Quarter ending December 2017	11,351	→
Quarter ending March 2018	11,396	→
Quarter ending June 2018	11,511	→
Quarter ending September 2018	11,511	→
<b>Variance since September 2017</b>	<b>1.0%</b>	<b>→</b>



## ACTIVITY



Adjusted Scheduled Activity (UDA)		
Month	2018	2019
April	675	323
May	2,810	2,663
June	5,146	4,901
July	7,776	7,311
August	9,967	9,509
September	11,338	12,461
October	14,497	
November	16,983	
December	16,983	
January	20,991	
February	24,283	
March	26,905	
April	28,339	
May	28,335	
June	28,336	

## QUALITY

	Quantity	Base Number	Contract	AT	Region	England
% of FP17s for the same patient ID Re-attending within 3 months - Children	130	2,083	6.2%	9.4%	11.1%	11.6%
% of FP17s for the same patient ID Re-attending within 3 months - Adults	874	6,322	13.8%	13.9%	15.3%	15.5%
% of FP17s for the same patient ID Re-attending between 3 & 9 months - Children	1,093	2,083	52.5%	59.4%	61.1%	58.8%
% of FP17s for the same patient ID Re-attending between 3 & 9 months - Adults	3,351	6,322	53.0%	50.4%	52.3%	51.1%
% of FP17s for Band 1 Urgent Courses	680	7,185	9.5%	10.0%	9.5%	9.0%
% of FP17s Relating to Free Repair or Replacements	102	7,185	1.4%	0.8%	0.7%	0.8%
% of FP17s Relating to Continuations	51	7,185	0.7%	1.0%	0.8%	0.9%
% of Patients satisfied with the dentistry they have received	3	4	N/A	93.9%	93.6%	93.3%
% of Patients satisfied with the time they had to wait for an appointment	4	4	N/A	85.6%	88.8%	88.9%

\* This is based on patients treated on this contract for their most recent course of treatment. Figures in italics indicate the base number of FP17s or Patient Questionnaire responses are less than 100. N/A is shown where the base number of responses is less than 10 during the period. % is calculated as Quantity/Base number\*100

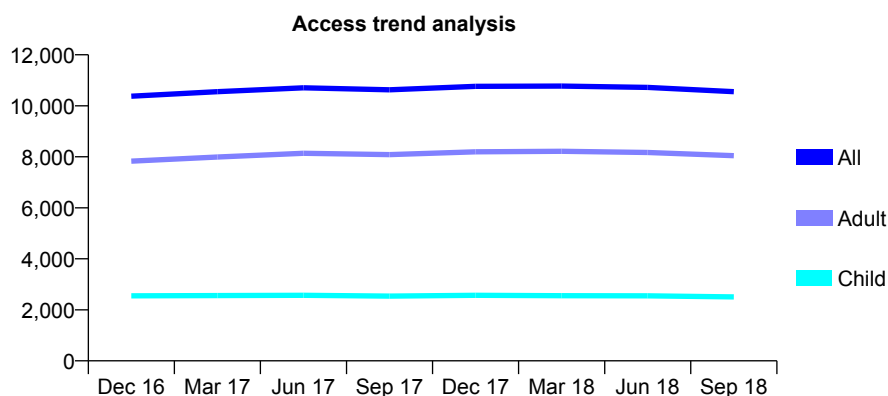
## Q66 - Vital Signs At a Glance Contract Report for 196460/0001 - September 2018

Name or company name	The Windsor Place Partnership
Contract type name	GDS Contract
Purpose of contract	General
Contract start date	01/12/2014
Contract end date	

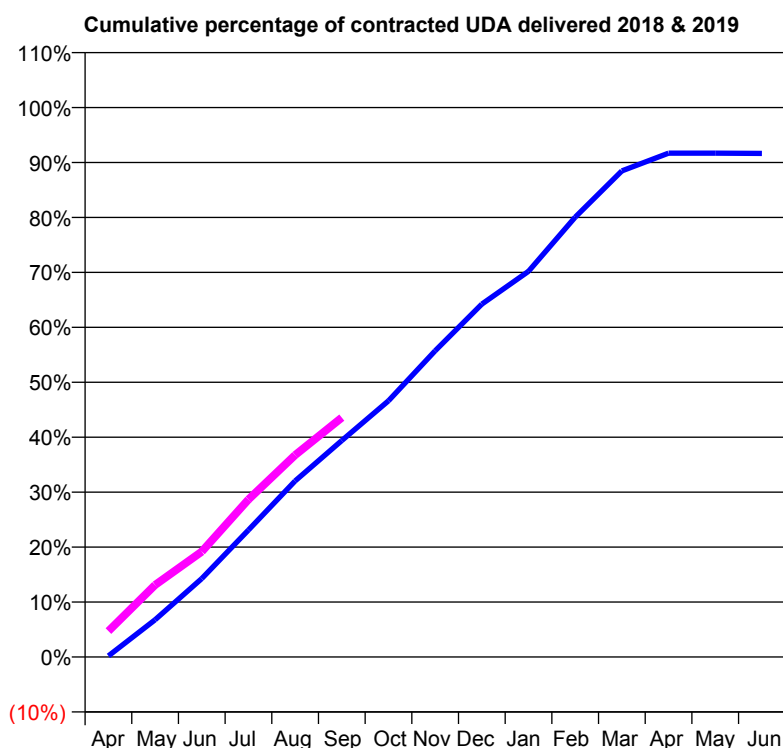
18/19 Contracted general activity (UDA)	34,038
Carry forward general activity (UDA)	0
18/19 Contracted orthodontic activity (UOA)	0
Carry forward orthodontic activity (UOA)	0
Baseline contract value	£930,041.61

### ACCESS\*

Patients seen in 24 months	Total	Change since previous quarter
Quarter ending September 2017	10,626	
Quarter ending December 2017	10,765	→
Quarter ending March 2018	10,773	→
Quarter ending June 2018	10,720	→
Quarter ending September 2018	10,553	↓
<b>Variance since September 2017</b>	<b>(0.7%)</b>	→



### ACTIVITY



Adjusted Scheduled Activity (UDA)		
Month	2018	2019
April	71	1,605
May	2,307	4,466
June	4,857	6,530
July	7,869	9,760
August	10,911	12,514
September	13,413	14,834
October	15,872	
November	18,965	
December	21,859	
January	23,894	
February	27,242	
March	30,109	
April	31,211	
May	31,209	
June	31,196	

### QUALITY

	Quantity	Base Number	Contract	AT	Region	England
% of FP17s for the same patient ID Re-attending within 3 months - Children	136	1,904	7.1%	9.4%	11.1%	11.6%
% of FP17s for the same patient ID Re-attending within 3 months - Adults	1,025	5,989	17.1%	13.9%	15.3%	15.5%
% of FP17s for the same patient ID Re-attending between 3 & 9 months - Children	1,154	1,904	60.6%	59.4%	61.1%	58.8%
% of FP17s for the same patient ID Re-attending between 3 & 9 months - Adults	3,420	5,989	57.1%	50.4%	52.3%	51.1%
% of FP17s for Band 1 Urgent Courses	1,065	7,397	14.4%	10.0%	9.5%	9.0%
% of FP17s Relating to Free Repair or Replacements	159	7,397	2.1%	0.8%	0.7%	0.8%
% of FP17s Relating to Continuations	95	7,397	1.3%	1.0%	0.8%	0.9%
% of Patients satisfied with the dentistry they have received	7	7	N/A	93.9%	93.6%	93.3%
% of Patients satisfied with the time they had to wait for an appointment	6	7	N/A	85.6%	88.8%	88.9%

\* This is based on patients treated on this contract for their most recent course of treatment. Figures in italics indicate the base number of FP17s or Patient Questionnaire responses are less than 100. N/A is shown where the base number of responses is less than 10 during the period. % is calculated as Quantity/Base number\*100



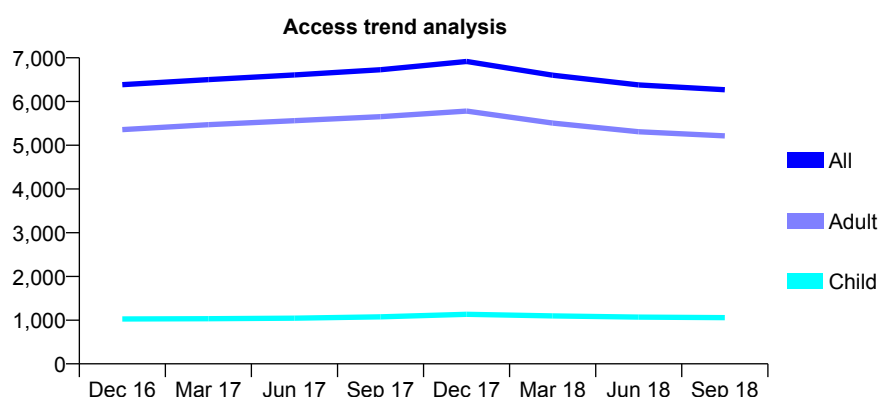
# Q66 - Vital Signs At a Glance Contract Report for 196665/0001 - September 2018

Name or company name	Dr Jaswinder Dhariwal
Contract type name	GDS Contract
Purpose of contract	General
Contract start date	14/09/2015
Contract end date	

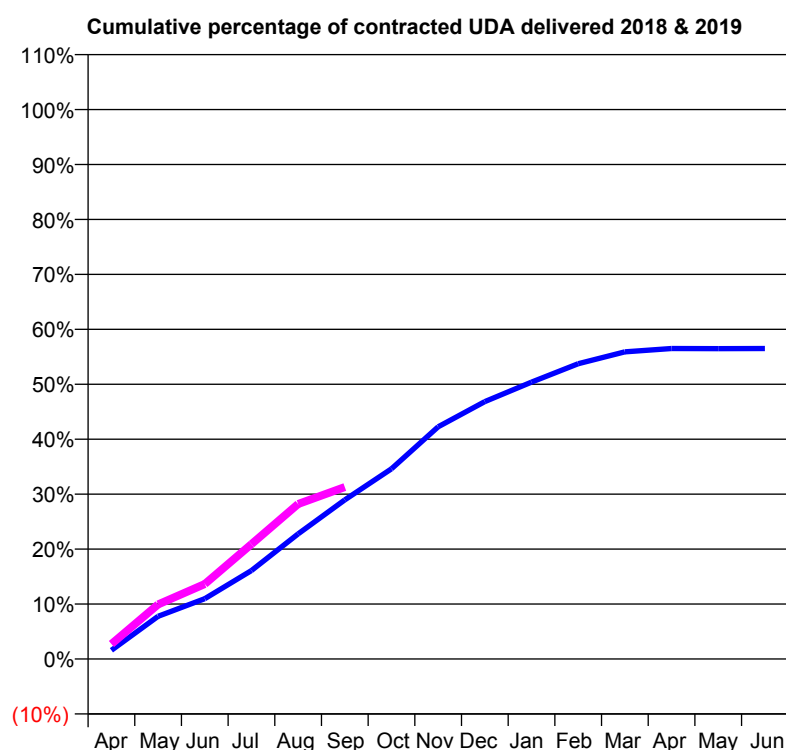
18/19 Contracted general activity (UDA)	28,000
Carry forward general activity (UDA)	0
18/19 Contracted orthodontic activity (UOA)	0
Carry forward orthodontic activity (UOA)	0
Baseline contract value	£740,405.20

## ACCESS\*

Patients seen in 24 months	Total	Change since previous quarter
Quarter ending September 2017	6,727	
Quarter ending December 2017	6,915	↑
Quarter ending March 2018	6,601	↓
Quarter ending June 2018	6,379	↓
Quarter ending September 2018	6,270	↓
<b>Variance since September 2017</b>	<b>(6.8%)</b>	<b>↓</b>



## ACTIVITY



Adjusted Scheduled Activity (UDA)		
Month	2018	2019
April	444	768
May	2,176	2,783
June	3,073	3,823
July	4,509	5,853
August	6,376	7,897
September	8,108	8,762
October	9,690	
November	11,831	
December	13,119	
January	14,108	
February	15,047	
March	15,653	
April	15,819	
May	15,813	
June	15,825	

## QUALITY

	Quantity	Base Number	Contract	AT	Region	England
% of FP17s for the same patient ID Re-attending within 3 months - Children	86	820	10.5%	9.4%	11.1%	11.6%
% of FP17s for the same patient ID Re-attending within 3 months - Adults	476	3,753	12.7%	13.9%	15.3%	15.5%
% of FP17s for the same patient ID Re-attending between 3 & 9 months - Children	419	820	51.1%	59.4%	61.1%	58.8%
% of FP17s for the same patient ID Re-attending between 3 & 9 months - Adults	1,987	3,753	52.9%	50.4%	52.3%	51.1%
% of FP17s for Band 1 Urgent Courses	412	4,457	9.2%	10.0%	9.5%	9.0%
% of FP17s Relating to Free Repair or Replacements	111	4,457	2.5%	0.8%	0.7%	0.8%
% of FP17s Relating to Continuations	44	4,457	1.0%	1.0%	0.8%	0.9%
% of Patients satisfied with the dentistry they have received	4	5	N/A	93.9%	93.6%	93.3%
% of Patients satisfied with the time they had to wait for an appointment	4	5	N/A	85.6%	88.8%	88.9%

\* This is based on patients treated on this contract for their most recent course of treatment. Figures in italics indicate the base number of FP17s or Patient Questionnaire responses are less than 100. N/A is shown where the base number of responses is less than 10 during the period. % is calculated as Quantity/Base number\*100

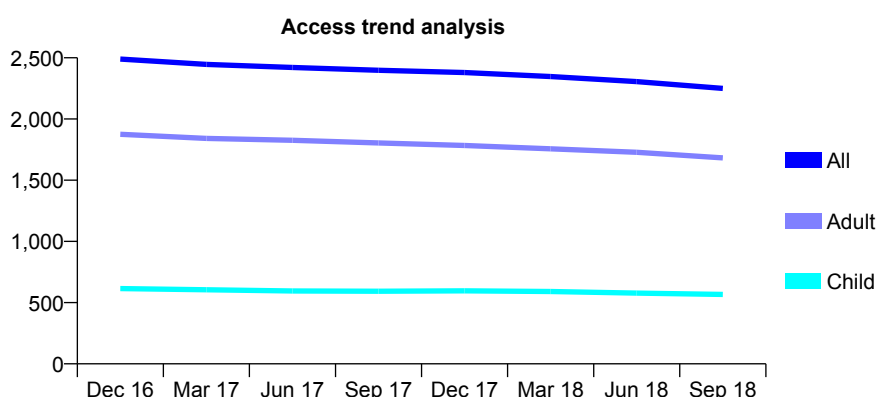
# Q66 - Vital Signs At a Glance Contract Report for 196681/0001 - September 2018

Name or company name	Salcombe Dental Practice Limited
Contract type name	GDS Contract
Purpose of contract	General
Contract start date	01/04/2011
Contract end date	

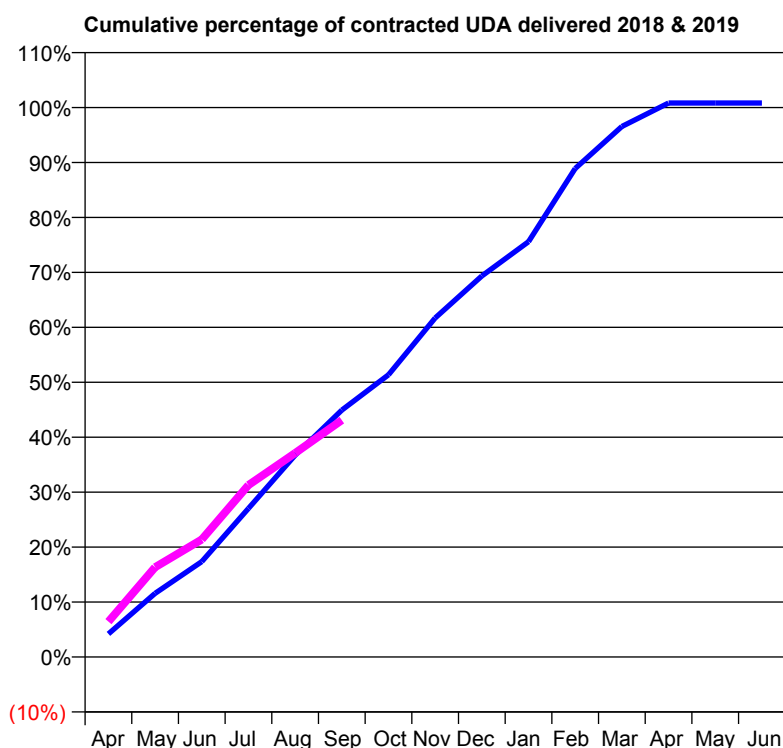
18/19 Contracted general activity (UDA)	7,250
Carry forward general activity (UDA)	-60
18/19 Contracted orthodontic activity (UOA)	0
Carry forward orthodontic activity (UOA)	0
Baseline contract value	£191,021.95

## ACCESS\*

Patients seen in 24 months	Total	Change since previous quarter
Quarter ending September 2017	2,398	
Quarter ending December 2017	2,380	→
Quarter ending March 2018	2,347	↓
Quarter ending June 2018	2,306	↓
Quarter ending September 2018	2,250	↓
<b>Variance since September 2017</b>	<b>(6.2%)</b>	<b>↓</b>



## ACTIVITY



Adjusted Scheduled Activity (UDA)		
Month	2018	2019
April	305	468
May	841	1,186
June	1,259	1,551
July	1,960	2,269
August	2,663	2,690
September	3,257	3,126
October	3,724	
November	4,473	
December	5,028	
January	5,480	
February	6,445	
March	7,000	
April	7,310	
May	7,310	
June	7,310	

## QUALITY

	Quantity	Base Number	Contract	AT	Region	England
% of FP17s for the same patient ID Re-attending within 3 months - Children	31	442	7.0%	9.4%	11.1%	11.6%
% of FP17s for the same patient ID Re-attending within 3 months - Adults	169	1,180	14.3%	13.9%	15.3%	15.5%
% of FP17s for the same patient ID Re-attending between 3 & 9 months - Children	302	442	68.3%	59.4%	61.1%	58.8%
% of FP17s for the same patient ID Re-attending between 3 & 9 months - Adults	727	1,180	61.6%	50.4%	52.3%	51.1%
% of FP17s for Band 1 Urgent Courses	159	1,487	10.7%	10.0%	9.5%	9.0%
% of FP17s Relating to Free Repair or Replacements	8	1,487	0.5%	0.8%	0.7%	0.8%
% of FP17s Relating to Continuations	22	1,487	1.5%	1.0%	0.8%	0.9%
% of Patients satisfied with the dentistry they have received	3	3	N/A	93.9%	93.6%	93.3%
% of Patients satisfied with the time they had to wait for an appointment	1	3	N/A	85.6%	88.8%	88.9%

\* This is based on patients treated on this contract for their most recent course of treatment. Figures in italics indicate the base number of FP17s or Patient Questionnaire responses are less than 100. N/A is shown where the base number of responses is less than 10 during the period. % is calculated as Quantity/Base number\*100

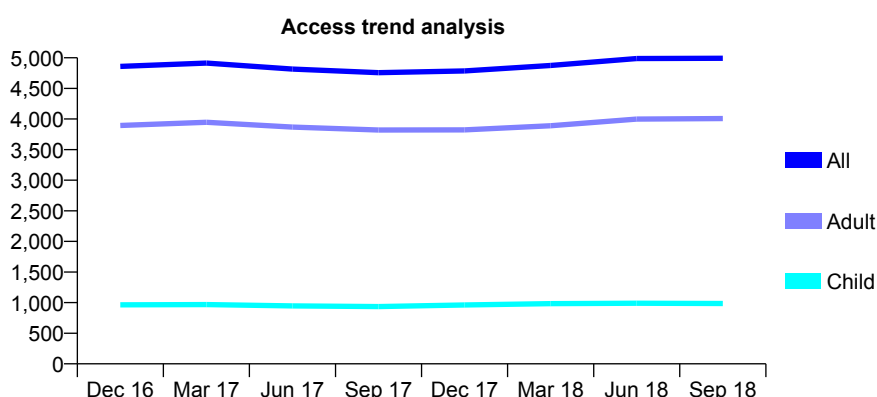
## Q66 - Vital Signs At a Glance Contract Report for 197521/0001 - September 2018

Name or company name	Fresh Dental Health Care Limited
Contract type name	PDS Plus Contract
Purpose of contract	General
Contract start date	01/04/2010
Contract end date	30/06/2020

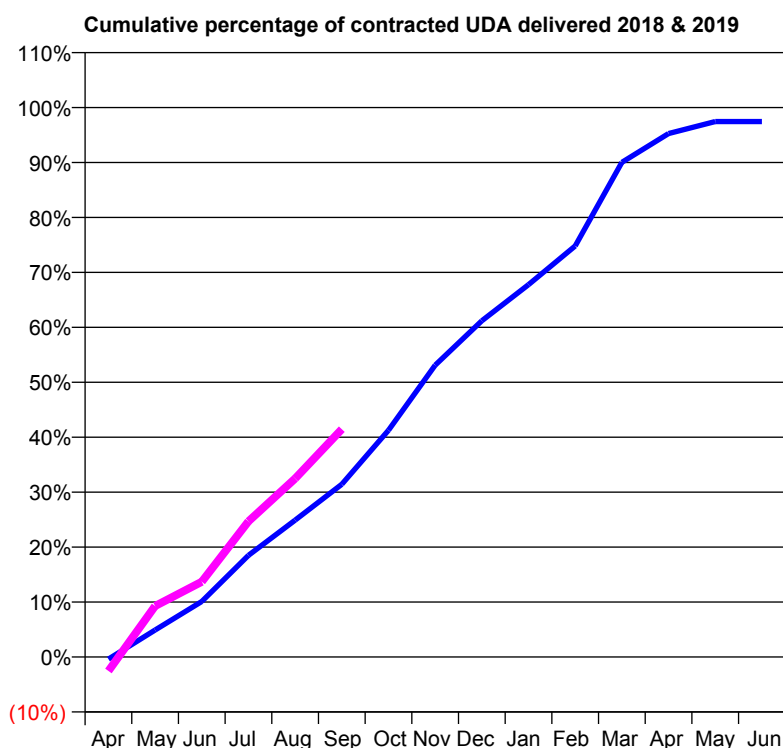
18/19 Contracted general activity (UDA)	14,300
Carry forward general activity (UDA)	365
18/19 Contracted orthodontic activity (UOA)	0
Carry forward orthodontic activity (UOA)	0
Baseline contract value	£235,674.52

### ACCESS\*

Patients seen in 24 months	Total	Change since previous quarter
Quarter ending September 2017	4,756	
Quarter ending December 2017	4,785	→
Quarter ending March 2018	4,874	→
Quarter ending June 2018	4,988	↑
Quarter ending September 2018	4,993	→
<b>Variance since September 2017</b>	<b>5.0%</b>	<b>↑</b>



### ACTIVITY



Adjusted Scheduled Activity (UDA)		
Month	2018	2019
April	-56	-365
May	704	1,327
June	1,445	1,960
July	2,647	3,530
August	3,560	4,646
September	4,497	5,929
October	5,901	
November	7,594	
December	8,751	
January	9,692	
February	10,698	
March	12,874	
April	13,621	
May	13,934	
June	13,935	

### QUALITY

	Quantity	Base Number	Contract	AT	Region	England
% of FP17s for the same patient ID Re-attending within 3 months - Children	45	633	7.1%	9.4%	11.1%	11.6%
% of FP17s for the same patient ID Re-attending within 3 months - Adults	439	2,609	16.8%	13.9%	15.3%	15.5%
% of FP17s for the same patient ID Re-attending between 3 & 9 months - Children	286	633	45.2%	59.4%	61.1%	58.8%
% of FP17s for the same patient ID Re-attending between 3 & 9 months - Adults	1,149	2,609	44.0%	50.4%	52.3%	51.1%
% of FP17s for Band 1 Urgent Courses	351	2,910	12.1%	10.0%	9.5%	9.0%
% of FP17s Relating to Free Repair or Replacements	46	2,910	1.6%	0.8%	0.7%	0.8%
% of FP17s Relating to Continuations	14	2,910	0.5%	1.0%	0.8%	0.9%
% of Patients satisfied with the dentistry they have received	2	2	N/A	93.9%	93.6%	93.3%
% of Patients satisfied with the time they had to wait for an appointment	2	2	N/A	85.6%	88.8%	88.9%

\* This is based on patients treated on this contract for their most recent course of treatment. Figures in italics indicate the base number of FP17s or Patient Questionnaire responses are less than 100. N/A is shown where the base number of responses is less than 10 during the period. % is calculated as Quantity/Base number\*100

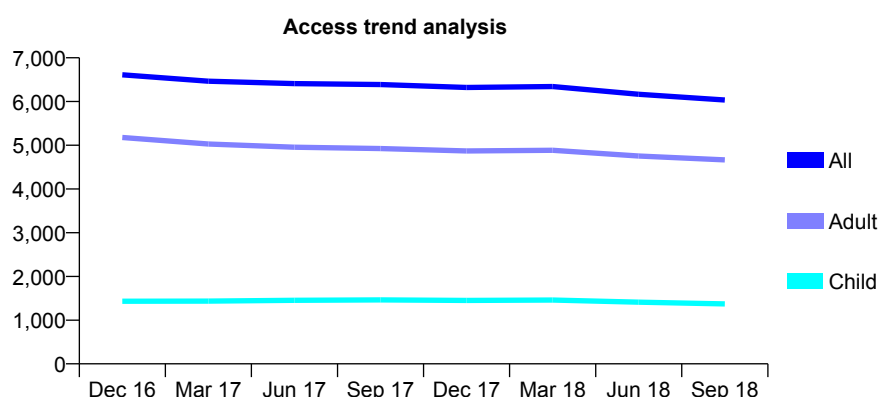
# Q66 - Vital Signs At a Glance Contract Report for 197971/0001 - September 2018

Name or company name	Maidwell Dental Practice Limited
Contract type name	GDS Contract
Purpose of contract	General
Contract start date	01/08/2010
Contract end date	

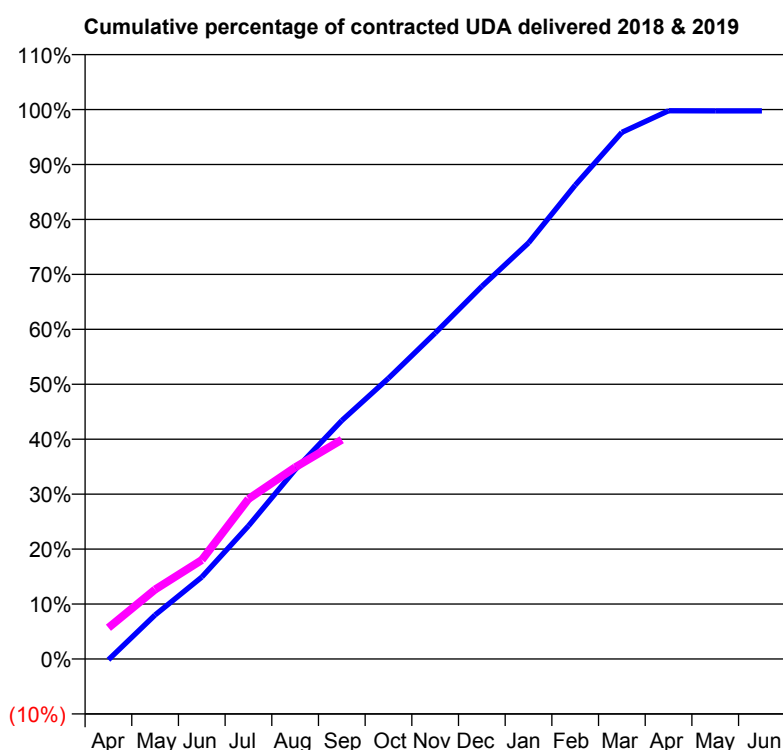
18/19 Contracted general activity (UDA)	16,293
Carry forward general activity (UDA)	40
18/19 Contracted orthodontic activity (UOA)	0
Carry forward orthodontic activity (UOA)	0
Baseline contract value	£433,493.47

## ACCESS\*

Patients seen in 24 months	Total	Change since previous quarter
Quarter ending September 2017	6,387	
Quarter ending December 2017	6,320	↓
Quarter ending March 2018	6,344	→
Quarter ending June 2018	6,165	↓
Quarter ending September 2018	6,036	↓
<b>Variance since September 2017</b>	<b>(5.5%)</b>	<b>↓</b>



## ACTIVITY



Adjusted Scheduled Activity (UDA)		
Month	2018	2019
April	-27	928
May	1,305	2,061
June	2,428	2,935
July	3,947	4,745
August	5,613	5,682
September	7,071	6,501
October	8,326	
November	9,664	
December	11,050	
January	12,337	
February	14,048	
March	15,616	
April	16,258	
May	16,254	
June	16,253	

## QUALITY

	Quantity	Base Number	Contract	AT	Region	England
% of FP17s for the same patient ID Re-attending within 3 months - Children	52	856	6.1%	9.4%	11.1%	11.6%
% of FP17s for the same patient ID Re-attending within 3 months - Adults	415	2,908	14.3%	13.9%	15.3%	15.5%
% of FP17s for the same patient ID Re-attending between 3 & 9 months - Children	537	856	62.7%	59.4%	61.1%	58.8%
% of FP17s for the same patient ID Re-attending between 3 & 9 months - Adults	1,626	2,908	55.9%	50.4%	52.3%	51.1%
% of FP17s for Band 1 Urgent Courses	192	3,437	5.6%	10.0%	9.5%	9.0%
% of FP17s Relating to Free Repair or Replacements	16	3,437	0.5%	0.8%	0.7%	0.8%
% of FP17s Relating to Continuations	110	3,437	3.2%	1.0%	0.8%	0.9%
% of Patients satisfied with the dentistry they have received	1	1	N/A	93.9%	93.6%	93.3%
% of Patients satisfied with the time they had to wait for an appointment	0	1	N/A	85.6%	88.8%	88.9%

\* This is based on patients treated on this contract for their most recent course of treatment. Figures in italics indicate the base number of FP17s or Patient Questionnaire responses are less than 100. N/A is shown where the base number of responses is less than 10 during the period. % is calculated as Quantity/Base number\*100

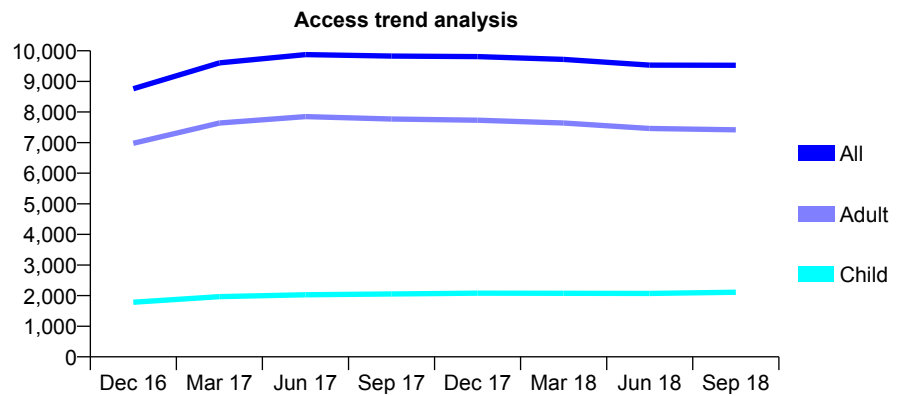
## Q66 - Vital Signs At a Glance Contract Report for 198382/0001 - September 2018

Name or company name	Bond Street Dental Partners
Contract type name	GDS Contract
Purpose of contract	General
Contract start date	01/07/2015
Contract end date	

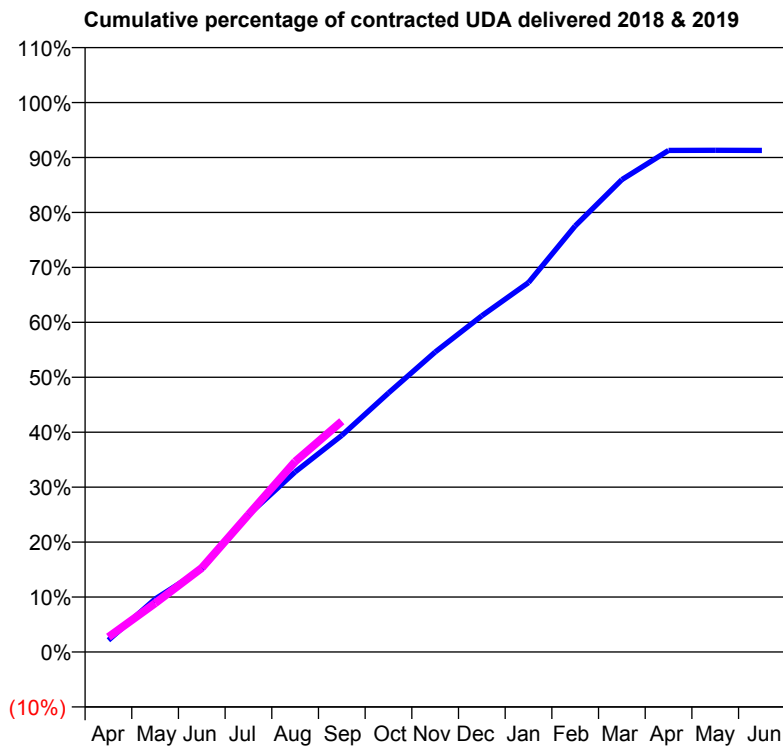
18/19 Contracted general activity (UDA)	33,000
Carry forward general activity (UDA)	0
18/19 Contracted orthodontic activity (UOA)	0
Carry forward orthodontic activity (UOA)	0
Baseline contract value	£865,736.83

### ACCESS\*

Patients seen in 24 months	Total	Change since previous quarter
Quarter ending September 2017	9,826	
Quarter ending December 2017	9,811	→
Quarter ending March 2018	9,718	→
Quarter ending June 2018	9,532	↓
Quarter ending September 2018	9,529	→
<b>Variance since September 2017</b>	<b>(3.0%)</b>	<b>↓</b>



### ACTIVITY



Adjusted Scheduled Activity (UDA)		
Month	2018	2019
April	709	901
May	3,184	2,924
June	4,978	5,046
July	8,238	8,255
August	10,813	11,437
September	13,011	13,855
October	15,556	
November	18,014	
December	20,192	
January	22,183	
February	25,590	
March	28,369	
April	30,126	
May	30,127	
June	30,120	

### QUALITY

	Quantity	Base Number	Contract	AT	Region	England
% of FP17s for the same patient ID Re-attending within 3 months - Children	100	1,596	6.3%	9.4%	11.1%	11.6%
% of FP17s for the same patient ID Re-attending within 3 months - Adults	670	4,298	15.6%	13.9%	15.3%	15.5%
% of FP17s for the same patient ID Re-attending between 3 & 9 months - Children	840	1,596	52.6%	59.4%	61.1%	58.8%
% of FP17s for the same patient ID Re-attending between 3 & 9 months - Adults	1,686	4,298	39.2%	50.4%	52.3%	51.1%
% of FP17s for Band 1 Urgent Courses	428	5,288	8.1%	10.0%	9.5%	9.0%
% of FP17s Relating to Free Repair or Replacements	67	5,288	1.3%	0.8%	0.7%	0.8%
% of FP17s Relating to Continuations	15	5,288	0.3%	1.0%	0.8%	0.9%
% of Patients satisfied with the dentistry they have received	6	7	N/A	93.9%	93.6%	93.3%
% of Patients satisfied with the time they had to wait for an appointment	4	7	N/A	85.6%	88.8%	88.9%

\* This is based on patients treated on this contract for their most recent course of treatment. Figures in italics indicate the base number of FP17s or Patient Questionnaire responses are less than 100. N/A is shown where the base number of responses is less than 10 during the period. % is calculated as Quantity/Base number\*100

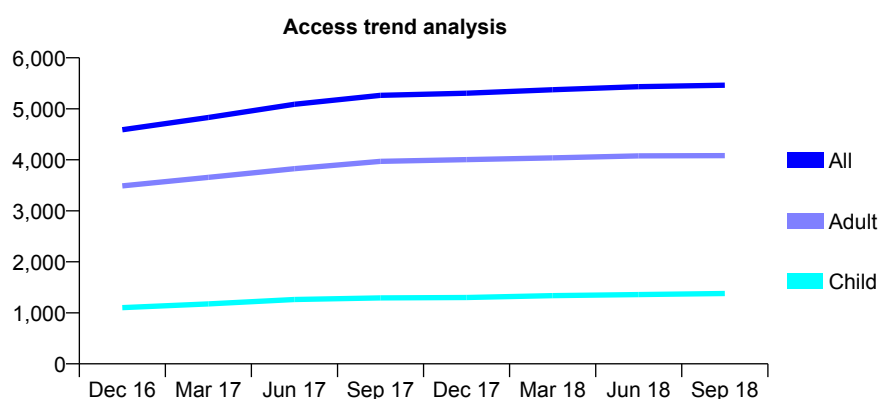
# Q66 - Vital Signs At a Glance Contract Report for 199109/0001 - September 2018

Name or company name	Central Park Dental Practice Limited
Contract type name	GDS Contract
Purpose of contract	General
Contract start date	01/04/2010
Contract end date	

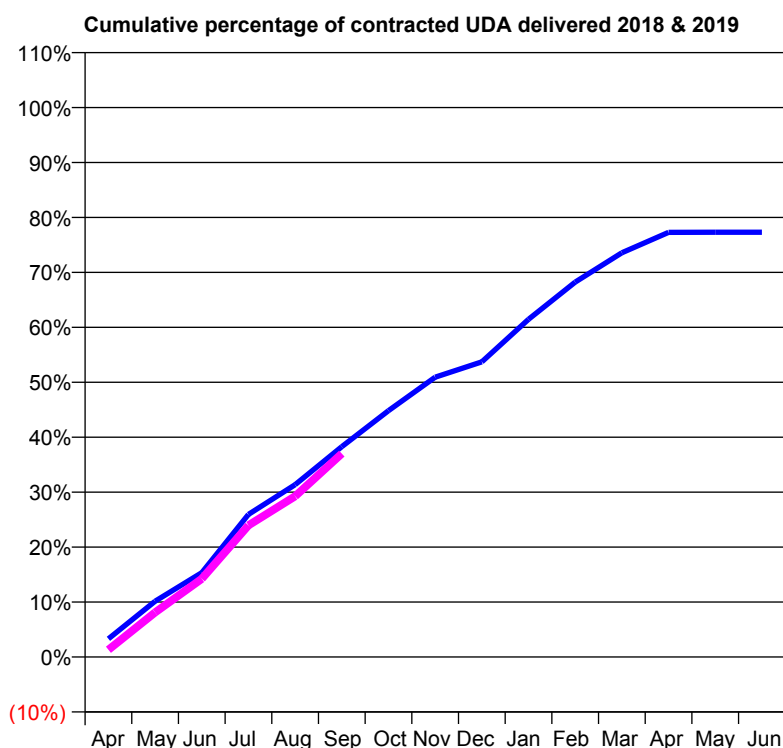
18/19 Contracted general activity (UDA)	14,000
Carry forward general activity (UDA)	0
18/19 Contracted orthodontic activity (UOA)	0
Carry forward orthodontic activity (UOA)	0
Baseline contract value	£356,578.80

## ACCESS\*

Patients seen in 24 months	Total	Change since previous quarter
Quarter ending September 2017	5,264	
Quarter ending December 2017	5,305	→
Quarter ending March 2018	5,375	→
Quarter ending June 2018	5,435	→
Quarter ending September 2018	5,462	→
<b>Variance since September 2017</b>	<b>3.8%</b>	<b>↑</b>



## ACTIVITY



Adjusted Scheduled Activity (UDA)		
Month	2018	2019
April	596	185
May	1,827	1,136
June	2,762	1,994
July	4,672	3,356
August	5,648	4,097
September	6,891	5,183
October	8,068	
November	9,168	
December	9,670	
January	11,062	
February	12,279	
March	13,241	
April	13,911	
May	13,913	
June	13,913	

## QUALITY

	Quantity	Base Number	Contract	AT	Region	England
% of FP17s for the same patient ID Re-attending within 3 months - Children	57	844	6.8%	9.4%	11.1%	11.6%
% of FP17s for the same patient ID Re-attending within 3 months - Adults	288	2,394	12.0%	13.9%	15.3%	15.5%
% of FP17s for the same patient ID Re-attending between 3 & 9 months - Children	444	844	52.6%	59.4%	61.1%	58.8%
% of FP17s for the same patient ID Re-attending between 3 & 9 months - Adults	1,133	2,394	47.3%	50.4%	52.3%	51.1%
% of FP17s for Band 1 Urgent Courses	122	2,430	5.0%	10.0%	9.5%	9.0%
% of FP17s Relating to Free Repair or Replacements	19	2,430	0.8%	0.8%	0.7%	0.8%
% of FP17s Relating to Continuations	46	2,430	1.9%	1.0%	0.8%	0.9%
% of Patients satisfied with the dentistry they have received	5	5	N/A	93.9%	93.6%	93.3%
% of Patients satisfied with the time they had to wait for an appointment	5	5	N/A	85.6%	88.8%	88.9%

\* This is based on patients treated on this contract for their most recent course of treatment. Figures in italics indicate the base number of FP17s or Patient Questionnaire responses are less than 100. N/A is shown where the base number of responses is less than 10 during the period. % is calculated as Quantity/Base number\*100

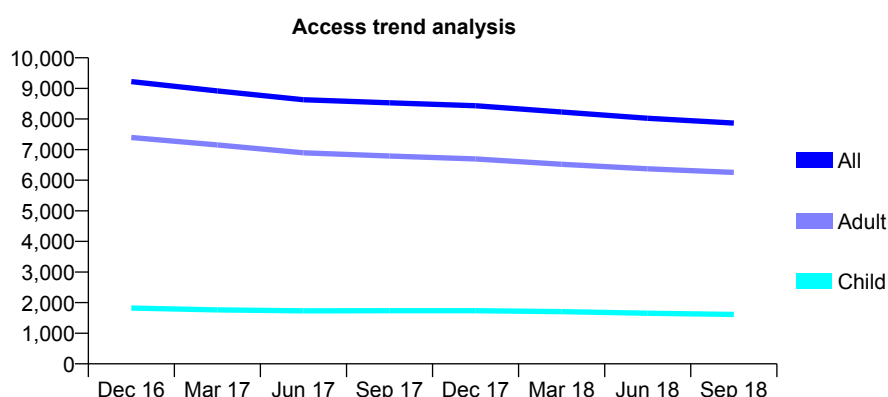
# Q66 - Vital Signs At a Glance Contract Report for 199222/0001 - September 2018

Name or company name	Green Lane Dental Practice Partnership
Contract type name	GDS Contract
Purpose of contract	General
Contract start date	24/01/2013
Contract end date	

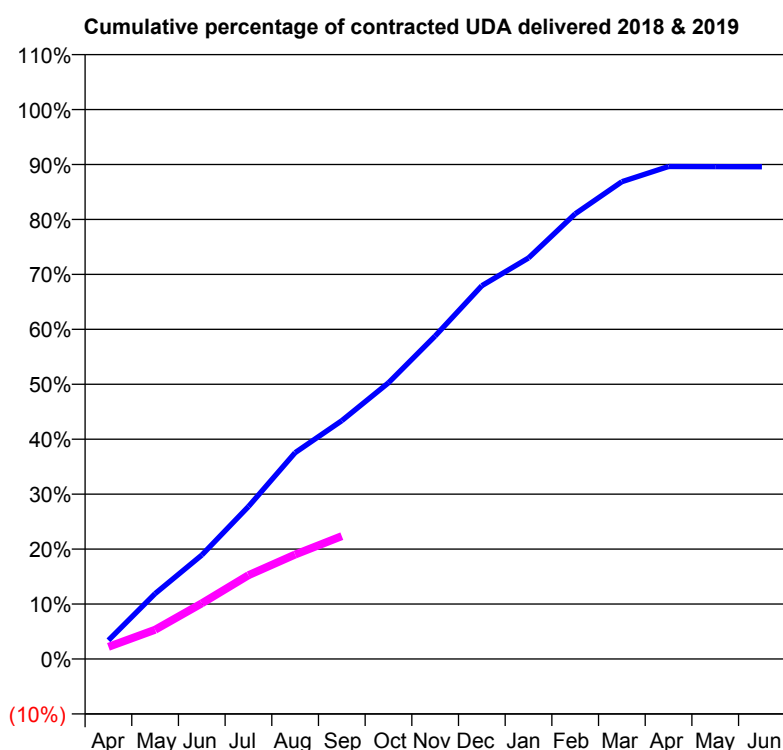
18/19 Contracted general activity (UDA)	30,211
Carry forward general activity (UDA)	0
18/19 Contracted orthodontic activity (UOA)	0
Carry forward orthodontic activity (UOA)	0
Baseline contract value	£792,636.31

## ACCESS\*

Patients seen in 24 months	Total	Change since previous quarter
Quarter ending September 2017	8,528	
Quarter ending December 2017	8,435	↓
Quarter ending March 2018	8,229	↓
Quarter ending June 2018	8,024	↓
Quarter ending September 2018	7,869	↓
<b>Variance since September 2017</b>	<b>(7.7%)</b>	<b>↓</b>



## ACTIVITY



Adjusted Scheduled Activity (UDA)		
Month	2018	2019
April	855	673
May	2,978	1,608
June	4,732	3,061
July	6,939	4,609
August	9,390	5,745
September	10,848	6,756
October	12,572	
November	14,702	
December	16,993	
January	18,255	
February	20,263	
March	21,725	
April	22,419	
May	22,413	
June	22,407	

## QUALITY

	Quantity	Base Number	Contract	AT	Region	England
% of FP17s for the same patient ID Re-attending within 3 months - Children	48	727	6.6%	9.4%	11.1%	11.6%
% of FP17s for the same patient ID Re-attending within 3 months - Adults	319	2,608	12.2%	13.9%	15.3%	15.5%
% of FP17s for the same patient ID Re-attending between 3 & 9 months - Children	332	727	45.7%	59.4%	61.1%	58.8%
% of FP17s for the same patient ID Re-attending between 3 & 9 months - Adults	1,121	2,608	43.0%	50.4%	52.3%	51.1%
% of FP17s for Band 1 Urgent Courses	381	3,065	12.4%	10.0%	9.5%	9.0%
% of FP17s Relating to Free Repair or Replacements	26	3,065	0.8%	0.8%	0.7%	0.8%
% of FP17s Relating to Continuations	39	3,065	1.3%	1.0%	0.8%	0.9%
% of Patients satisfied with the dentistry they have received	5	6	N/A	93.9%	93.6%	93.3%
% of Patients satisfied with the time they had to wait for an appointment	4	6	N/A	85.6%	88.8%	88.9%

\* This is based on patients treated on this contract for their most recent course of treatment. Figures in italics indicate the base number of FP17s or Patient Questionnaire responses are less than 100. N/A is shown where the base number of responses is less than 10 during the period. % is calculated as Quantity/Base number\*100



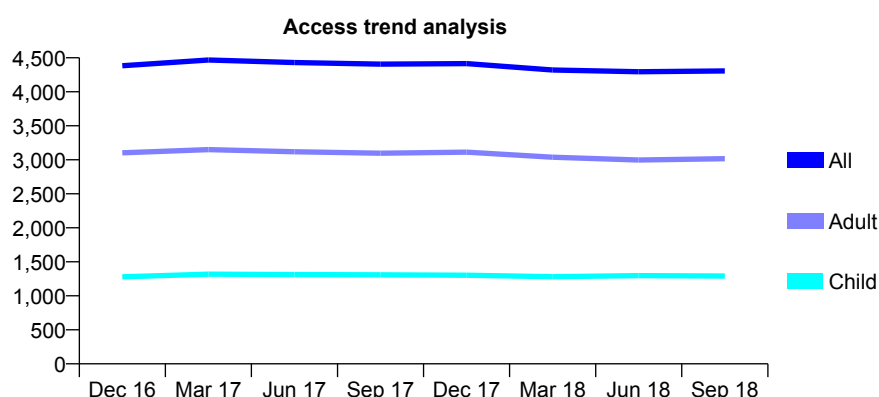
# Q66 - Vital Signs At a Glance Contract Report for 199672/0001 - September 2018

Name or company name	Murgelas Practice Management Ltd
Contract type name	GDS Contract
Purpose of contract	General
Contract start date	01/06/2010
Contract end date	

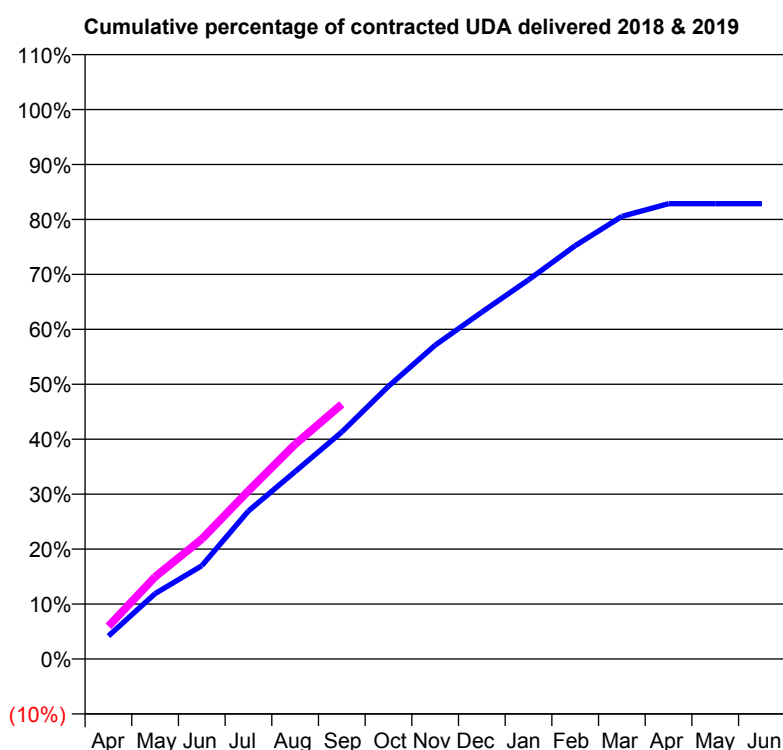
18/19 Contracted general activity (UDA)	14,230
Carry forward general activity (UDA)	0
18/19 Contracted orthodontic activity (UOA)	0
Carry forward orthodontic activity (UOA)	0
Baseline contract value	£372,656.57

## ACCESS\*

Patients seen in 24 months	Total	Change since previous quarter
Quarter ending September 2017	4,407	
Quarter ending December 2017	4,415	→
Quarter ending March 2018	4,321	↓
Quarter ending June 2018	4,295	→
Quarter ending September 2018	4,307	→
<b>Variance since September 2017</b>	<b>(2.3%)</b>	<b>↓</b>



## ACTIVITY



Adjusted Scheduled Activity (UDA)		
Month	2018	2019
April	594	848
May	1,693	2,128
June	2,414	3,105
July	3,836	4,357
August	4,854	5,562
September	5,878	6,599
October	7,062	
November	8,128	
December	8,984	
January	9,818	
February	10,704	
March	11,464	
April	11,791	
May	11,791	
June	11,791	

## QUALITY

	Quantity	Base Number	Contract	AT	Region	England
% of FP17s for the same patient ID Re-attending within 3 months - Children	62	1,051	5.9%	9.4%	11.1%	11.6%
% of FP17s for the same patient ID Re-attending within 3 months - Adults	261	2,115	12.3%	13.9%	15.3%	15.5%
% of FP17s for the same patient ID Re-attending between 3 & 9 months - Children	595	1,051	56.6%	59.4%	61.1%	58.8%
% of FP17s for the same patient ID Re-attending between 3 & 9 months - Adults	984	2,115	46.5%	50.4%	52.3%	51.1%
% of FP17s for Band 1 Urgent Courses	209	3,008	6.9%	10.0%	9.5%	9.0%
% of FP17s Relating to Free Repair or Replacements	8	3,008	0.3%	0.8%	0.7%	0.8%
% of FP17s Relating to Continuations	28	3,008	0.9%	1.0%	0.8%	0.9%
% of Patients satisfied with the dentistry they have received	5	7	N/A	93.9%	93.6%	93.3%
% of Patients satisfied with the time they had to wait for an appointment	5	7	N/A	85.6%	88.8%	88.9%

\* This is based on patients treated on this contract for their most recent course of treatment. Figures in italics indicate the base number of FP17s or Patient Questionnaire responses are less than 100. N/A is shown where the base number of responses is less than 10 during the period. % is calculated as Quantity/Base number\*100

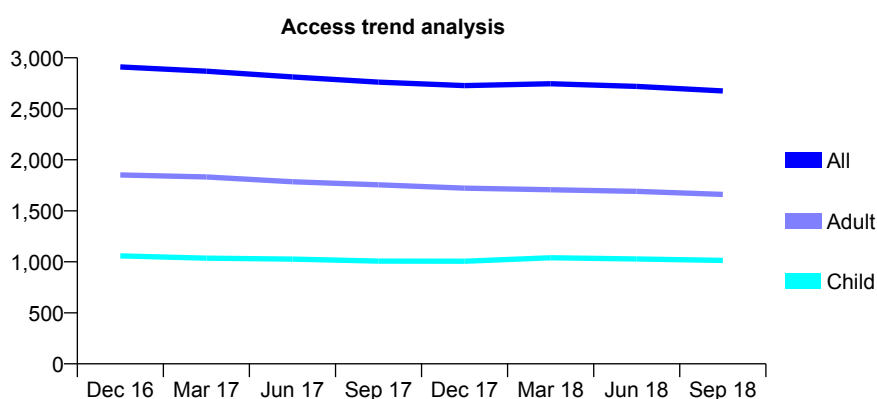
## Q66 - Vital Signs At a Glance Contract Report for 199982/0001 - September 2018

Name or company name	The White House Dental Surgery
Contract type name	GDS Contract
Purpose of contract	General
Contract start date	01/11/2007
Contract end date	

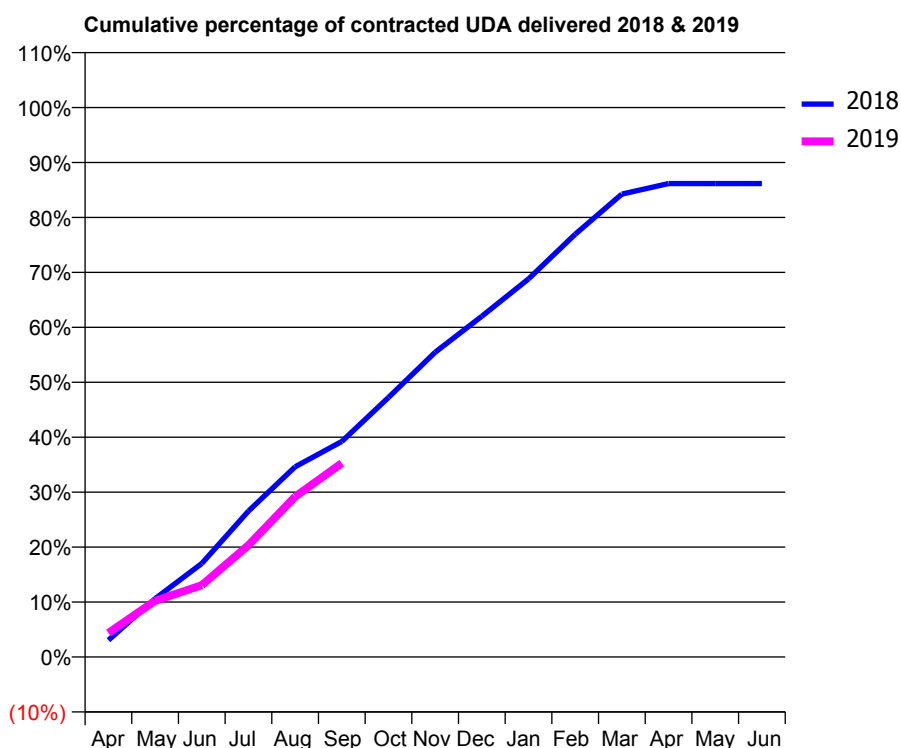
18/19 Contracted general activity (UDA)	7,461
Carry forward general activity (UDA)	0
18/19 Contracted orthodontic activity (UOA)	0
Carry forward orthodontic activity (UOA)	0
Baseline contract value	£172,192.82

### ACCESS\*

Patients seen in 24 months	Total	Change since previous quarter
Quarter ending September 2017	2,762	
Quarter ending December 2017	2,728	↓
Quarter ending March 2018	2,746	→
Quarter ending June 2018	2,719	→
Quarter ending September 2018	2,675	↓
<b>Variance since September 2017</b>	<b>(3.1%)</b>	<b>↓</b>



### ACTIVITY



Adjusted Scheduled Activity (UDA)		
Month	2018	2019
April	230	327
May	792	763
June	1,271	975
July	1,981	1,518
August	2,583	2,177
September	2,926	2,631
October	3,525	
November	4,138	
December	4,626	
January	5,135	
February	5,741	
March	6,285	
April	6,429	
May	6,429	
June	6,429	

### QUALITY

	Quantity	Base Number	Contract	AT	Region	England
% of FP17s for the same patient ID Re-attending within 3 months - Children	22	719	3.1%	9.4%	11.1%	11.6%
% of FP17s for the same patient ID Re-attending within 3 months - Adults	102	954	10.7%	13.9%	15.3%	15.5%
% of FP17s for the same patient ID Re-attending between 3 & 9 months - Children	471	719	65.5%	59.4%	61.1%	58.8%
% of FP17s for the same patient ID Re-attending between 3 & 9 months - Adults	503	954	52.7%	50.4%	52.3%	51.1%
% of FP17s for Band 1 Urgent Courses	76	1,607	4.7%	10.0%	9.5%	9.0%
% of FP17s Relating to Free Repair or Replacements	10	1,607	0.6%	0.8%	0.7%	0.8%
% of FP17s Relating to Continuations	18	1,607	1.1%	1.0%	0.8%	0.9%
% of Patients satisfied with the dentistry they have received	3	3	N/A	93.9%	93.6%	93.3%
% of Patients satisfied with the time they had to wait for an appointment	3	3	N/A	85.6%	88.8%	88.9%

\* This is based on patients treated on this contract for their most recent course of treatment. Figures in italics indicate the base number of FP17s or Patient Questionnaire responses are less than 100. N/A is shown where the base number of responses is less than 10 during the period. % is calculated as Quantity/Base number\*100

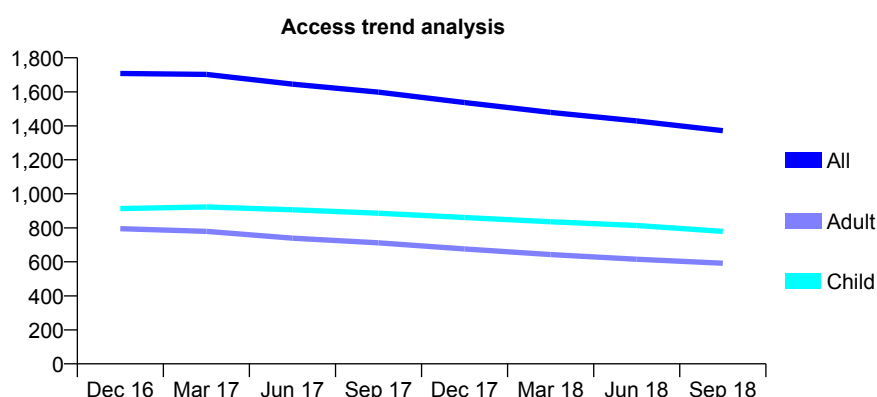
# Q66 - Vital Signs At a Glance Contract Report for 199990/0003 - September 2018

Name or company name	Endsleigh Dental Practices Limited
Contract type name	GDS Contract
Purpose of contract	General
Contract start date	01/09/2006
Contract end date	

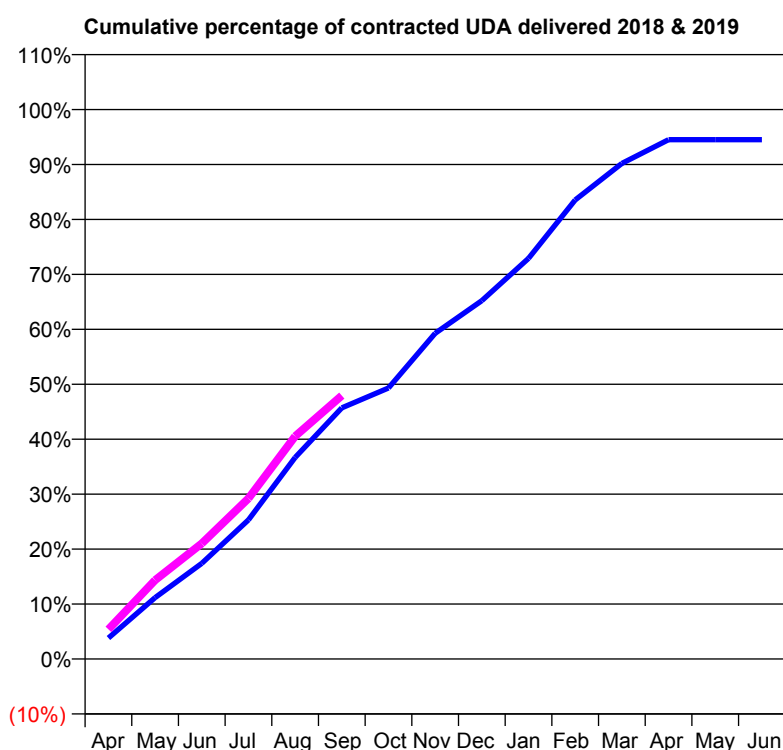
18/19 Contracted general activity (UDA)	2,250
Carry forward general activity (UDA)	0
18/19 Contracted orthodontic activity (UOA)	0
Carry forward orthodontic activity (UOA)	0
Baseline contract value	£60,519.46

## ACCESS\*

Patients seen in 24 months	Total	Change since previous quarter
Quarter ending September 2017	1,598	
Quarter ending December 2017	1,537	↓
Quarter ending March 2018	1,479	↓
Quarter ending June 2018	1,429	↓
Quarter ending September 2018	1,371	↓
<b>Variance since September 2017</b>	<b>(14.2%)</b>	<b>↓</b>



## ACTIVITY



Adjusted Scheduled Activity (UDA)		
Month	2018	2019
April	96	121
May	279	323
June	435	473
July	633	658
August	917	912
September	1,143	1,079
October	1,233	
November	1,482	
December	1,630	
January	1,823	
February	2,088	
March	2,255	
April	2,363	
May	2,363	
June	2,363	

## QUALITY

	Quantity	Base Number	Contract	AT	Region	England
% of FP17s for the same patient ID Re-attending within 3 months - Children	35	565	6.2%	9.4%	11.1%	11.6%
% of FP17s for the same patient ID Re-attending within 3 months - Adults	23	289	8.0%	13.9%	15.3%	15.5%
% of FP17s for the same patient ID Re-attending between 3 & 9 months - Children	332	565	58.8%	59.4%	61.1%	58.8%
% of FP17s for the same patient ID Re-attending between 3 & 9 months - Adults	165	289	57.1%	50.4%	52.3%	51.1%
% of FP17s for Band 1 Urgent Courses	29	784	3.7%	10.0%	9.5%	9.0%
% of FP17s Relating to Free Repair or Replacements	0	784	0.0%	0.8%	0.7%	0.8%
% of FP17s Relating to Continuations	9	784	1.1%	1.0%	0.8%	0.9%
% of Patients satisfied with the dentistry they have received	1	1	N/A	93.9%	93.6%	93.3%
% of Patients satisfied with the time they had to wait for an appointment	1	1	N/A	85.6%	88.8%	88.9%

\* This is based on patients treated on this contract for their most recent course of treatment. Figures in italics indicate the base number of FP17s or Patient Questionnaire responses are less than 100. N/A is shown where the base number of responses is less than 10 during the period. % is calculated as Quantity/Base number\*100

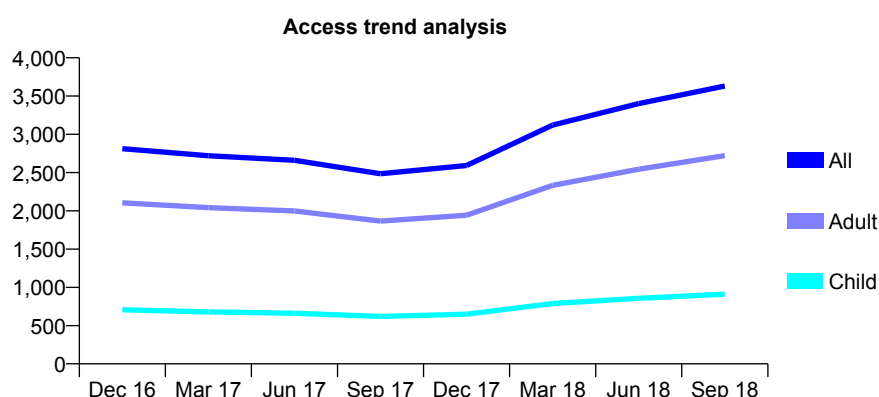
# Q66 - Vital Signs At a Glance Contract Report for 221171/0001 - September 2018

Name or company name	MR MB RETALLACK
Contract type name	GDS Contract
Purpose of contract	General
Contract start date	01/08/2008
Contract end date	

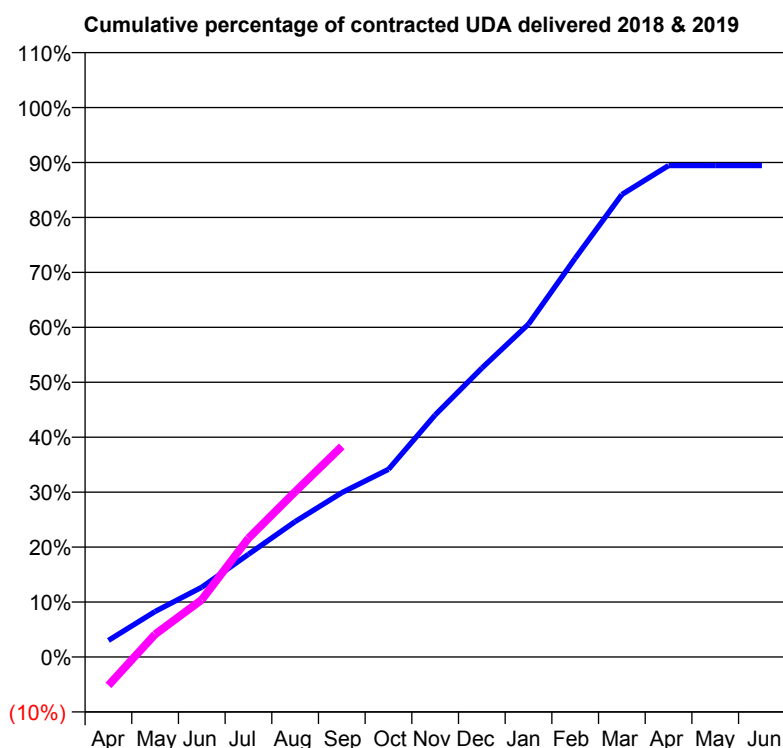
18/19 Contracted general activity (UDA)	10,500
Carry forward general activity (UDA)	1,109
18/19 Contracted orthodontic activity (UOA)	0
Carry forward orthodontic activity (UOA)	0
Baseline contract value	£255,440.22

## ACCESS\*

Patients seen in 24 months	Total	Change since previous quarter
Quarter ending September 2017	2,484	
Quarter ending December 2017	2,593	↑
Quarter ending March 2018	3,121	↑
Quarter ending June 2018	3,401	↑
Quarter ending September 2018	3,631	↑
<b>Variance since September 2017</b>	<b>46.2%</b>	<b>↑</b>



## ACTIVITY



Adjusted Scheduled Activity (UDA)		
Month	2018	2019
April	317	-544
May	869	434
June	1,334	1,094
July	1,963	2,268
August	2,587	3,158
September	3,140	4,024
October	3,586	
November	4,626	
December	5,519	
January	6,360	
February	7,619	
March	8,837	
April	9,390	
May	9,391	
June	9,391	

## QUALITY

	Quantity	Base Number	Contract	AT	Region	England
% of FP17s for the same patient ID Re-attending within 3 months - Children	59	776	7.6%	9.4%	11.1%	11.6%
% of FP17s for the same patient ID Re-attending within 3 months - Adults	317	2,077	15.3%	13.9%	15.3%	15.5%
% of FP17s for the same patient ID Re-attending between 3 & 9 months - Children	434	776	55.9%	59.4%	61.1%	58.8%
% of FP17s for the same patient ID Re-attending between 3 & 9 months - Adults	863	2,077	41.6%	50.4%	52.3%	51.1%
% of FP17s for Band 1 Urgent Courses	215	2,655	8.1%	10.0%	9.5%	9.0%
% of FP17s Relating to Free Repair or Replacements	71	2,655	2.7%	0.8%	0.7%	0.8%
% of FP17s Relating to Continuations	11	2,655	0.4%	1.0%	0.8%	0.9%
% of Patients satisfied with the dentistry they have received	6	6	N/A	93.9%	93.6%	93.3%
% of Patients satisfied with the time they had to wait for an appointment	6	6	N/A	85.6%	88.8%	88.9%

\* This is based on patients treated on this contract for their most recent course of treatment. Figures in italics indicate the base number of FP17s or Patient Questionnaire responses are less than 100. N/A is shown where the base number of responses is less than 10 during the period. % is calculated as Quantity/Base number\*100

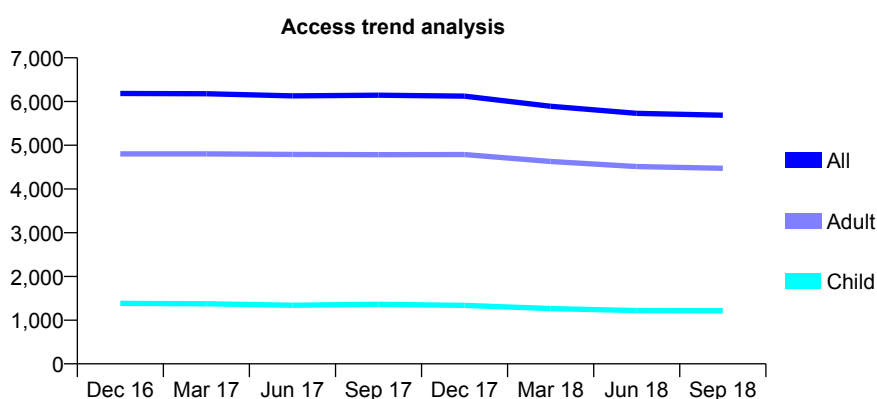
## Q66 - Vital Signs At a Glance Contract Report for 229342/0001 - September 2018

Name or company name	MR IJ MILLS
Contract type name	GDS Contract
Purpose of contract	General and Orthodontic
Contract start date	01/04/2006
Contract end date	

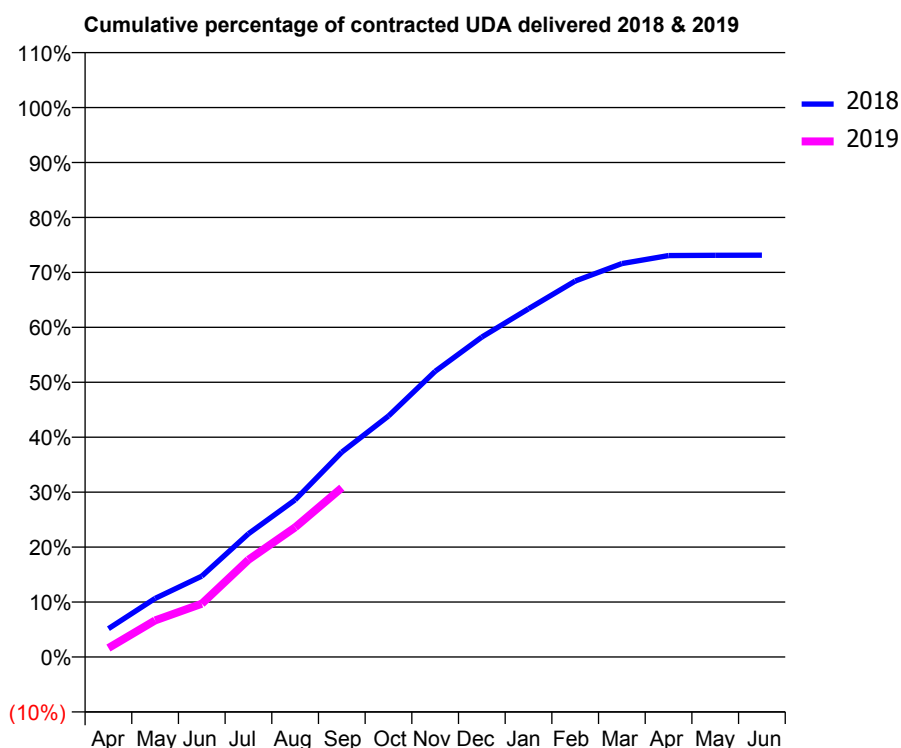
18/19 Contracted general activity (UDA)	17,382
Carry forward general activity (UDA)	0
18/19 Contracted orthodontic activity (UOA)	1,004
Carry forward orthodontic activity (UOA)	18
Baseline contract value	£790,275.77

### ACCESS\*

Patients seen in 24 months	Total	Change since previous quarter
Quarter ending September 2017	6,144	
Quarter ending December 2017	6,124	→
Quarter ending March 2018	5,892	↓
Quarter ending June 2018	5,731	↓
Quarter ending September 2018	5,688	→
<b>Variance since September 2017</b>	<b>(7.4%)</b>	<b>↓</b>



### ACTIVITY



Adjusted Scheduled Activity (UDA)		
Month	2018	2019
April	895	283
May	1,852	1,158
June	2,558	1,686
July	3,902	3,076
August	4,971	4,101
September	6,479	5,353
October	7,623	
November	9,038	
December	10,123	
January	11,015	
February	11,894	
March	12,445	
April	12,698	
May	12,708	
June	12,712	

### QUALITY

	Quantity	Base Number	Contract	AT	Region	England
% of FP17s for the same patient ID Re-attending within 3 months - Children	58	705	8.2%	9.4%	11.1%	11.6%
% of FP17s for the same patient ID Re-attending within 3 months - Adults	239	2,353	10.2%	13.9%	15.3%	15.5%
% of FP17s for the same patient ID Re-attending between 3 & 9 months - Children	259	705	36.7%	59.4%	61.1%	58.8%
% of FP17s for the same patient ID Re-attending between 3 & 9 months - Adults	985	2,353	41.9%	50.4%	52.3%	51.1%
% of FP17s for Band 1 Urgent Courses	287	2,897	9.9%	10.0%	9.5%	9.0%
% of FP17s Relating to Free Repair or Replacements	17	2,897	0.6%	0.8%	0.7%	0.8%
% of FP17s Relating to Continuations	4	2,897	0.1%	1.0%	0.8%	0.9%
% of Patients satisfied with the dentistry they have received	3	3	N/A	93.9%	93.6%	93.3%
% of Patients satisfied with the time they had to wait for an appointment	2	3	N/A	85.6%	88.8%	88.9%

\* This is based on patients treated on this contract for their most recent course of treatment. Figures in italics indicate the base number of FP17s or Patient Questionnaire responses are less than 100. N/A is shown where the base number of responses is less than 10 during the period. % is calculated as Quantity/Base number\*100

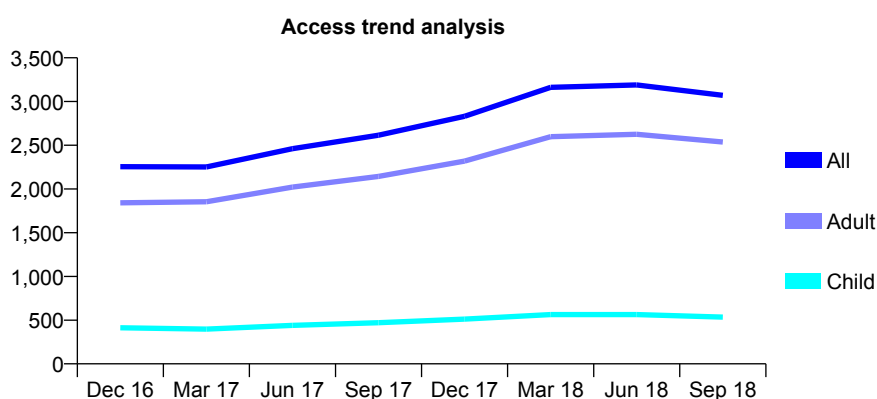
## Q66 - Vital Signs At a Glance Contract Report for 230499/0001 - September 2018

Name or company name	Tregenna Hill Dental Surgery Partnership
Contract type name	GDS Contract
Purpose of contract	General
Contract start date	01/04/2006
Contract end date	

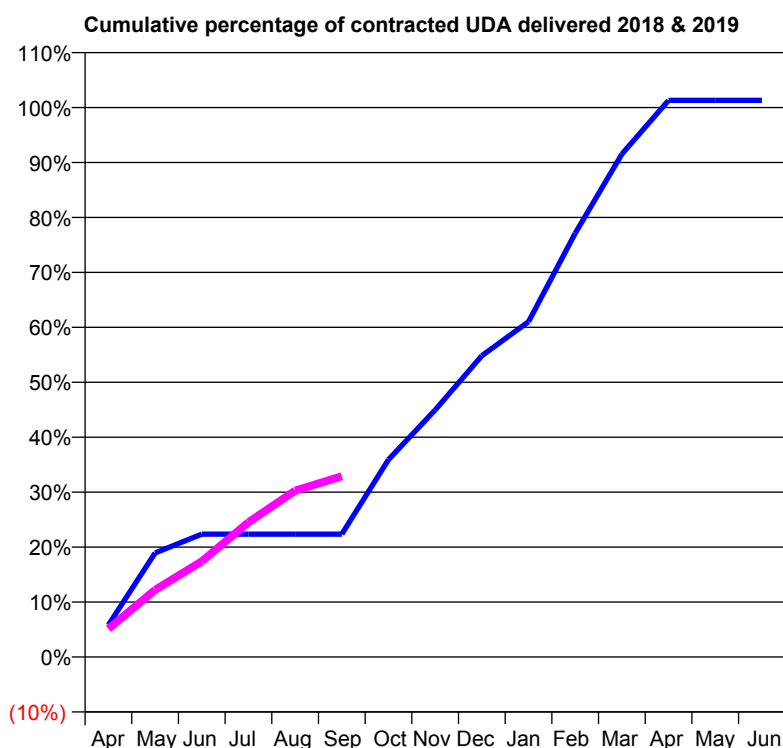
18/19 Contracted general activity (UDA)	8,530
Carry forward general activity (UDA)	-111
18/19 Contracted orthodontic activity (UOA)	0
Carry forward orthodontic activity (UOA)	0
Baseline contract value	£223,556.86

### ACCESS\*

Patients seen in 24 months	Total	Change since previous quarter
Quarter ending September 2017	2,614	
Quarter ending December 2017	2,831	↑
Quarter ending March 2018	3,162	↑
Quarter ending June 2018	3,189	→
Quarter ending September 2018	3,071	↓
<b>Variance since September 2017</b>	<b>17.5%</b>	<b>↑</b>



### ACTIVITY



Adjusted Scheduled Activity (UDA)		
Month	2018	2019
April	498	439
May	1,617	1,041
June	1,907	1,486
July	1,907	2,091
August	1,907	2,582
September	1,907	2,806
October	3,065	
November	3,835	
December	4,677	
January	5,206	
February	6,577	
March	7,807	
April	8,641	
May	8,641	
June	8,641	

### QUALITY

	Quantity	Base Number	Contract	AT	Region	England
% of FP17s for the same patient ID Re-attending within 3 months - Children	22	268	8.2%	9.4%	11.1%	11.6%
% of FP17s for the same patient ID Re-attending within 3 months - Adults	275	1,205	22.8%	13.9%	15.3%	15.5%
% of FP17s for the same patient ID Re-attending between 3 & 9 months - Children	103	268	38.4%	59.4%	61.1%	58.8%
% of FP17s for the same patient ID Re-attending between 3 & 9 months - Adults	456	1,205	37.8%	50.4%	52.3%	51.1%
% of FP17s for Band 1 Urgent Courses	169	1,155	14.6%	10.0%	9.5%	9.0%
% of FP17s Relating to Free Repair or Replacements	20	1,155	1.7%	0.8%	0.7%	0.8%
% of FP17s Relating to Continuations	15	1,155	1.3%	1.0%	0.8%	0.9%
% of Patients satisfied with the dentistry they have received	4	4	N/A	93.9%	93.6%	93.3%
% of Patients satisfied with the time they had to wait for an appointment	3	4	N/A	85.6%	88.8%	88.9%

\* This is based on patients treated on this contract for their most recent course of treatment. Figures in italics indicate the base number of FP17s or Patient Questionnaire responses are less than 100. N/A is shown where the base number of responses is less than 10 during the period. % is calculated as Quantity/Base number\*100

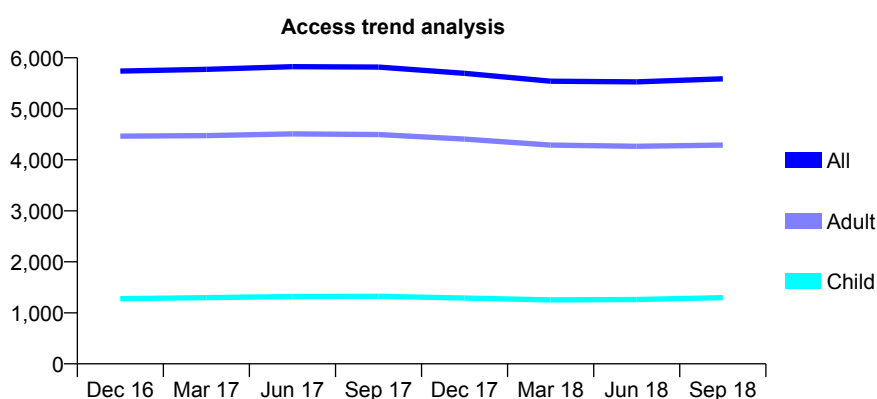
## Q66 - Vital Signs At a Glance Contract Report for 235326/0001 - September 2018

Name or company name	Yim Sun Chan & Magdalena Laskowska
Contract type name	GDS Contract
Purpose of contract	General
Contract start date	01/04/2006
Contract end date	

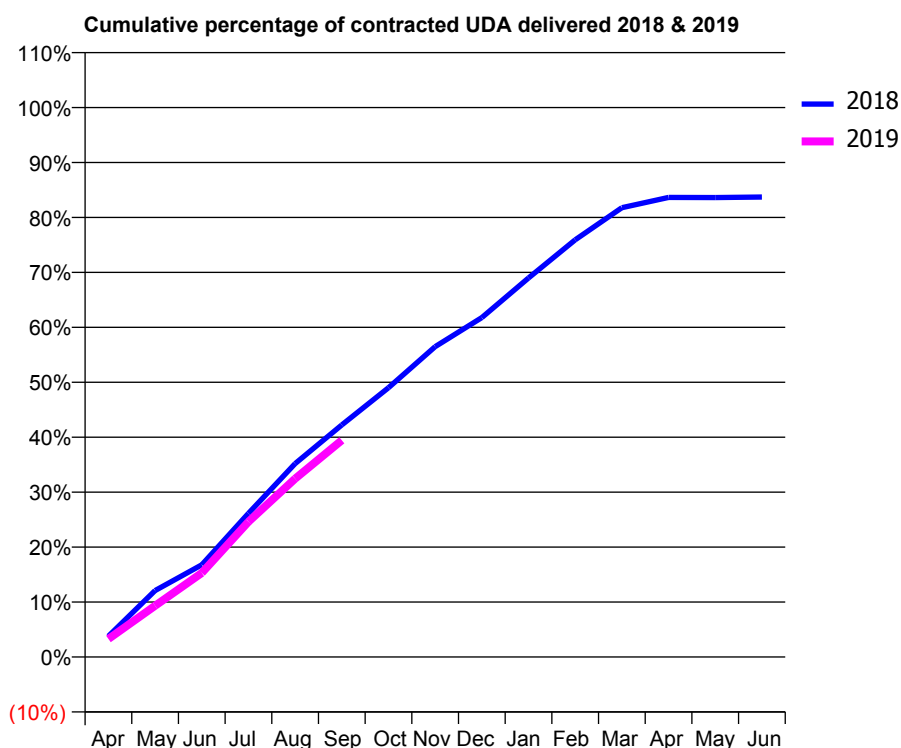
18/19 Contracted general activity (UDA)	14,000
Carry forward general activity (UDA)	0
18/19 Contracted orthodontic activity (UOA)	0
Carry forward orthodontic activity (UOA)	0
Baseline contract value	£363,185.44

### ACCESS\*

Patients seen in 24 months	Total	Change since previous quarter
Quarter ending September 2017	5,818	
Quarter ending December 2017	5,696	↓
Quarter ending March 2018	5,541	↓
Quarter ending June 2018	5,527	→
Quarter ending September 2018	5,587	→
<b>Variance since September 2017</b>	<b>(4.0%)</b>	<b>↓</b>



### ACTIVITY



Adjusted Scheduled Activity (UDA)		
Month	2018	2019
April	533	462
May	1,694	1,305
June	2,349	2,143
July	3,660	3,446
August	4,928	4,543
September	5,913	5,521
October	6,860	
November	7,907	
December	8,648	
January	9,658	
February	10,628	
March	11,446	
April	11,708	
May	11,707	
June	11,720	

### QUALITY

	Quantity	Base Number	Contract	AT	Region	England
% of FP17s for the same patient ID Re-attending within 3 months - Children	29	776	3.7%	9.4%	11.1%	11.6%
% of FP17s for the same patient ID Re-attending within 3 months - Adults	252	2,688	9.4%	13.9%	15.3%	15.5%
% of FP17s for the same patient ID Re-attending between 3 & 9 months - Children	301	776	38.8%	59.4%	61.1%	58.8%
% of FP17s for the same patient ID Re-attending between 3 & 9 months - Adults	1,383	2,688	51.5%	50.4%	52.3%	51.1%
% of FP17s for Band 1 Urgent Courses	151	2,875	5.3%	10.0%	9.5%	9.0%
% of FP17s Relating to Free Repair or Replacements	0	2,875	0.0%	0.8%	0.7%	0.8%
% of FP17s Relating to Continuations	14	2,875	0.5%	1.0%	0.8%	0.9%
% of Patients satisfied with the dentistry they have received	5	5	N/A	93.9%	93.6%	93.3%
% of Patients satisfied with the time they had to wait for an appointment	5	5	N/A	85.6%	88.8%	88.9%

\* This is based on patients treated on this contract for their most recent course of treatment. Figures in italics indicate the base number of FP17s or Patient Questionnaire responses are less than 100. N/A is shown where the base number of responses is less than 10 during the period. % is calculated as Quantity/Base number\*100



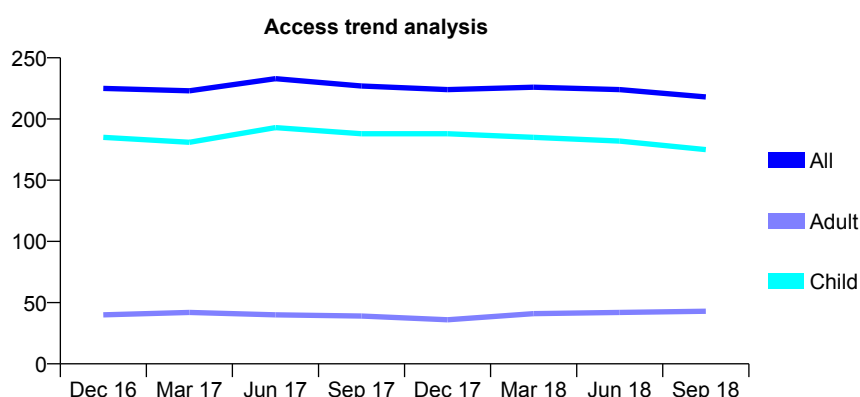
# Q66 - Vital Signs At a Glance Contract Report for 235512/0001 - September 2018

Name or company name	MR SF O'CONNAILL
Contract type name	GDS Contract
Purpose of contract	General
Contract start date	01/04/2006
Contract end date	

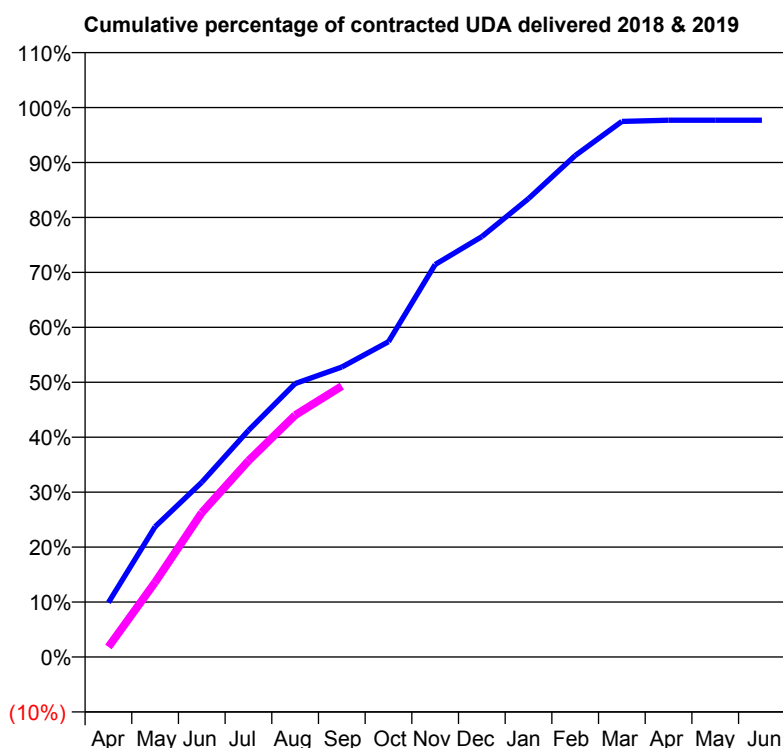
18/19 Contracted general activity (UDA)	434
Carry forward general activity (UDA)	10
18/19 Contracted orthodontic activity (UOA)	0
Carry forward orthodontic activity (UOA)	0
Baseline contract value	£12,432.54

## ACCESS\*

Patients seen in 24 months	Total	Change since previous quarter
Quarter ending September 2017	227	
Quarter ending December 2017	224	↓
Quarter ending March 2018	226	→
Quarter ending June 2018	224	→
Quarter ending September 2018	218	↓
<b>Variance since September 2017</b>	<b>(4.0%)</b>	<b>↓</b>



## ACTIVITY



Adjusted Scheduled Activity (UDA)		
Month	2018	2019
April	43	8
May	103	59
June	138	114
July	179	155
August	216	191
September	229	214
October	249	
November	310	
December	332	
January	362	
February	396	
March	423	
April	424	
May	424	
June	424	

## QUALITY

	Quantity	Base Number	Contract	AT	Region	England
% of FP17s for the same patient ID Re-attending within 3 months - Children	3	151	2.0%	9.4%	11.1%	11.6%
% of FP17s for the same patient ID Re-attending within 3 months - Adults	0	18	0.0%	13.9%	15.3%	15.5%
% of FP17s for the same patient ID Re-attending between 3 & 9 months - Children	115	151	76.2%	59.4%	61.1%	58.8%
% of FP17s for the same patient ID Re-attending between 3 & 9 months - Adults	7	18	38.9%	50.4%	52.3%	51.1%
% of FP17s for Band 1 Urgent Courses	0	168	0.0%	10.0%	9.5%	9.0%
% of FP17s Relating to Free Repair or Replacements	0	168	0.0%	0.8%	0.7%	0.8%
% of FP17s Relating to Continuations	0	168	0.0%	1.0%	0.8%	0.9%
% of Patients satisfied with the dentistry they have received	0	0	N/A	93.9%	93.6%	93.3%
% of Patients satisfied with the time they had to wait for an appointment	0	0	N/A	85.6%	88.8%	88.9%

\* This is based on patients treated on this contract for their most recent course of treatment. Figures in italics indicate the base number of FP17s or Patient Questionnaire responses are less than 100. N/A is shown where the base number of responses is less than 10 during the period. % is calculated as Quantity/Base number\*100

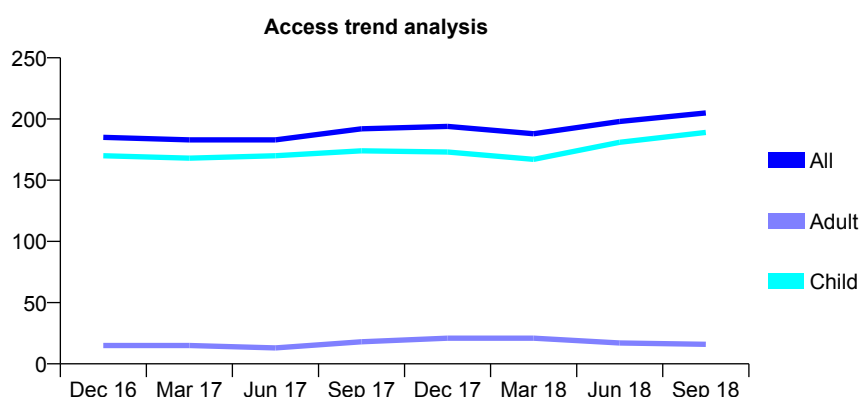
# Q66 - Vital Signs At a Glance Contract Report for 243841/0001 - September 2018

Name or company name	MRS HL WILMOT
Contract type name	GDS Contract
Purpose of contract	General
Contract start date	01/04/2006
Contract end date	

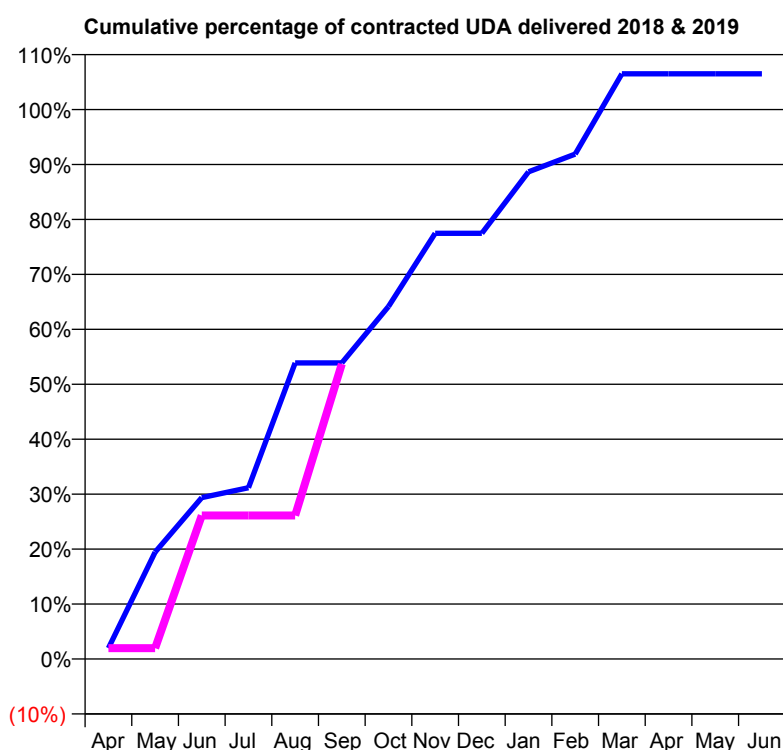
18/19 Contracted general activity (UDA)	555
Carry forward general activity (UDA)	-11
18/19 Contracted orthodontic activity (UOA)	0
Carry forward orthodontic activity (UOA)	0
Baseline contract value	£14,478.03

## ACCESS\*

Patients seen in 24 months	Total	Change since previous quarter
Quarter ending September 2017	192	
Quarter ending December 2017	194	→
Quarter ending March 2018	188	↓
Quarter ending June 2018	198	↑
Quarter ending September 2018	205	↑
<b>Variance since September 2017</b>	<b>6.8%</b>	<b>↑</b>



## ACTIVITY



Adjusted Scheduled Activity (UDA)		
Month	2018	2019
April	11	11
May	108	11
June	163	145
July	173	145
August	299	145
September	299	298
October	356	
November	430	
December	430	
January	492	
February	510	
March	591	
April	591	
May	591	
June	591	

## QUALITY

	Quantity	Base Number	Contract	AT	Region	England
% of FP17s for the same patient ID Re-attending within 3 months - Children	1	162	0.6%	9.4%	11.1%	11.6%
% of FP17s for the same patient ID Re-attending within 3 months - Adults	0	0	N/A	13.9%	15.3%	15.5%
% of FP17s for the same patient ID Re-attending between 3 & 9 months - Children	104	162	64.2%	59.4%	61.1%	58.8%
% of FP17s for the same patient ID Re-attending between 3 & 9 months - Adults	0	0	N/A	50.4%	52.3%	51.1%
% of FP17s for Band 1 Urgent Courses	0	161	0.0%	10.0%	9.5%	9.0%
% of FP17s Relating to Free Repair or Replacements	0	161	0.0%	0.8%	0.7%	0.8%
% of FP17s Relating to Continuations	0	161	0.0%	1.0%	0.8%	0.9%
% of Patients satisfied with the dentistry they have received	0	0	N/A	93.9%	93.6%	93.3%
% of Patients satisfied with the time they had to wait for an appointment	0	0	N/A	85.6%	88.8%	88.9%

\* This is based on patients treated on this contract for their most recent course of treatment. Figures in italics indicate the base number of FP17s or Patient Questionnaire responses are less than 100. N/A is shown where the base number of responses is less than 10 during the period. % is calculated as Quantity/Base number\*100

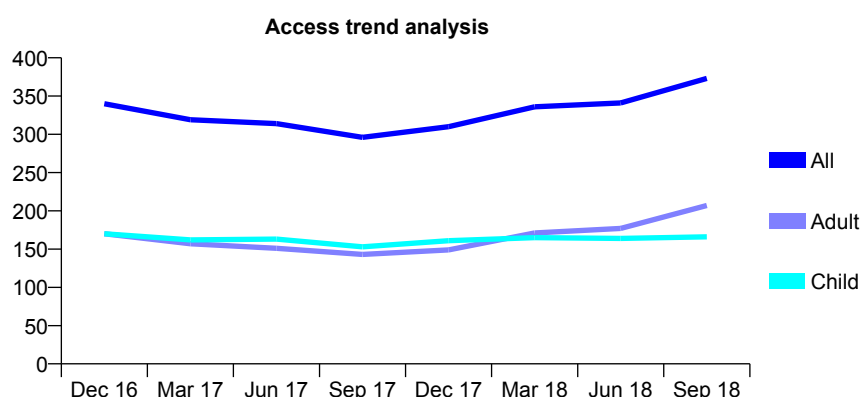
# Q66 - Vital Signs At a Glance Contract Report for 258504/0001 - September 2018

Name or company name	MR ME SHAW
Contract type name	GDS Contract
Purpose of contract	General
Contract start date	01/04/2006
Contract end date	

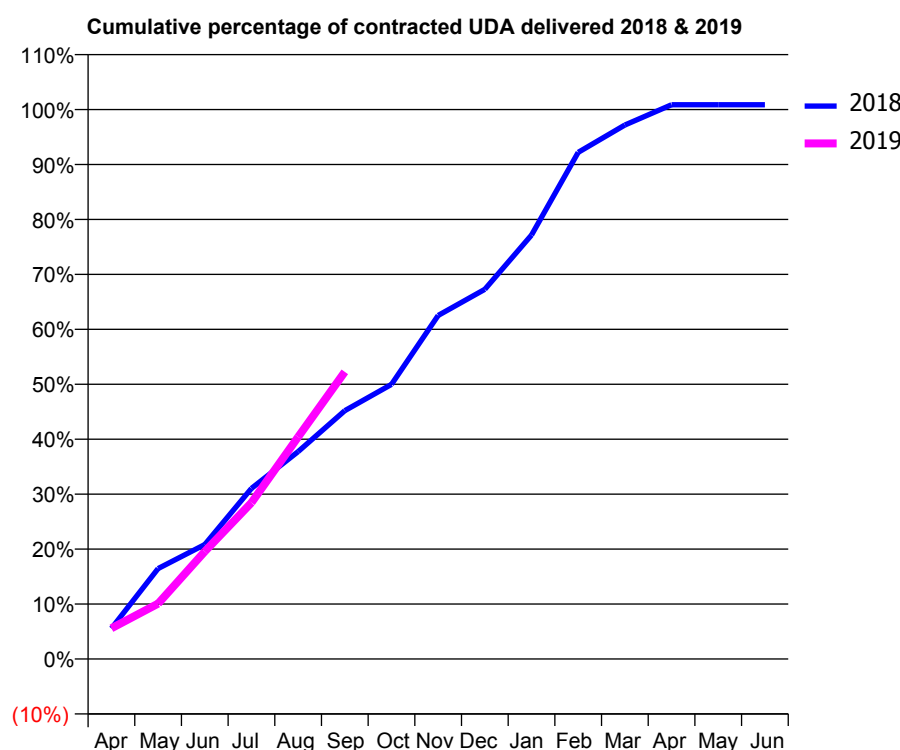
18/19 Contracted general activity (UDA)	1,035
Carry forward general activity (UDA)	-9
18/19 Contracted orthodontic activity (UOA)	0
Carry forward orthodontic activity (UOA)	0
Baseline contract value	£26,847.95

## ACCESS\*

Patients seen in 24 months	Total	Change since previous quarter
Quarter ending September 2017	296	
Quarter ending December 2017	310	↑
Quarter ending March 2018	336	↑
Quarter ending June 2018	341	→
Quarter ending September 2018	373	↑
<b>Variance since September 2017</b>	<b>26.0%</b>	<b>↑</b>



## ACTIVITY



Adjusted Scheduled Activity (UDA)		
Month	2018	2019
April	58	58
May	170	104
June	216	203
July	321	295
August	391	418
September	468	541
October	517	
November	647	
December	696	
January	799	
February	954	
March	1,006	
April	1,044	
May	1,044	
June	1,044	

## QUALITY

	Quantity	Base Number	Contract	AT	Region	England
% of FP17s for the same patient ID Re-attending within 3 months - Children	3	158	1.9%	9.4%	11.1%	11.6%
% of FP17s for the same patient ID Re-attending within 3 months - Adults	4	167	2.4%	13.9%	15.3%	15.5%
% of FP17s for the same patient ID Re-attending between 3 & 9 months - Children	115	158	72.8%	59.4%	61.1%	58.8%
% of FP17s for the same patient ID Re-attending between 3 & 9 months - Adults	73	167	43.7%	50.4%	52.3%	51.1%
% of FP17s for Band 1 Urgent Courses	20	300	6.7%	10.0%	9.5%	9.0%
% of FP17s Relating to Free Repair or Replacements	3	300	1.0%	0.8%	0.7%	0.8%
% of FP17s Relating to Continuations	0	300	0.0%	1.0%	0.8%	0.9%
% of Patients satisfied with the dentistry they have received	0	0	N/A	93.9%	93.6%	93.3%
% of Patients satisfied with the time they had to wait for an appointment	0	0	N/A	85.6%	88.8%	88.9%

\* This is based on patients treated on this contract for their most recent course of treatment. Figures in italics indicate the base number of FP17s or Patient Questionnaire responses are less than 100. N/A is shown where the base number of responses is less than 10 during the period. % is calculated as Quantity/Base number\*100

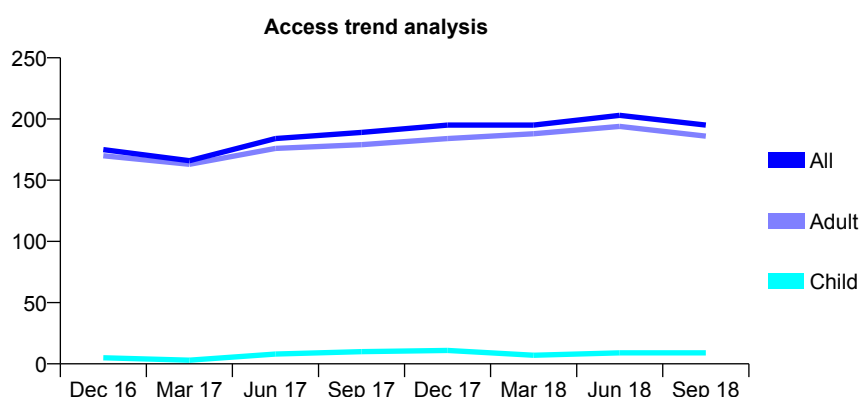
# Q66 - Vital Signs At a Glance Contract Report for 258504/0002 - September 2018

Name or company name	MR ME SHAW
Contract type name	PDS Contract
Purpose of contract	General
Contract start date	01/07/2007
Contract end date	30/06/2020

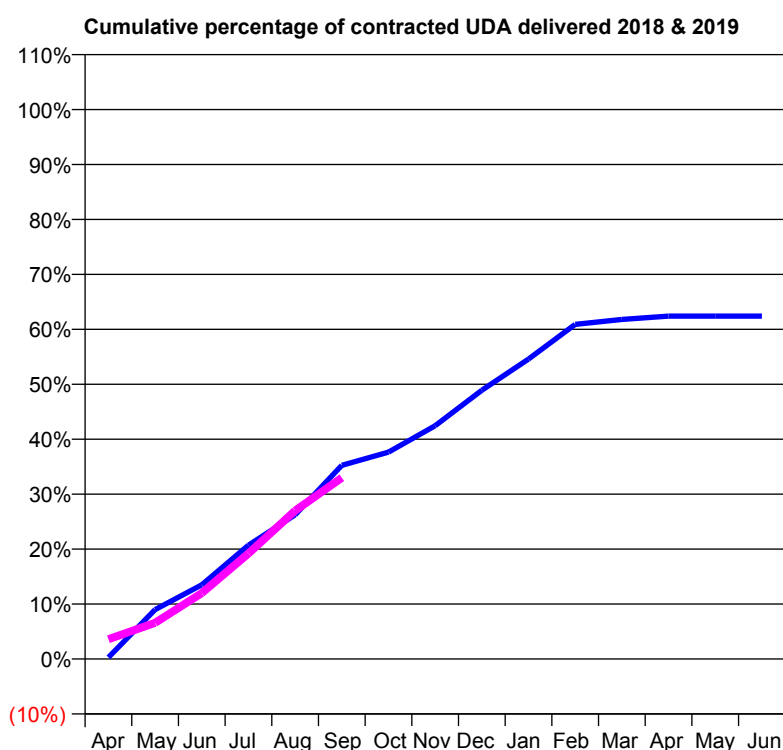
18/19 Contracted general activity (UDA)	400
Carry forward general activity (UDA)	0
18/19 Contracted orthodontic activity (UOA)	0
Carry forward orthodontic activity (UOA)	0
Baseline contract value	£56,380.84

## ACCESS\*

Patients seen in 24 months	Total	Change since previous quarter
Quarter ending September 2017	189	
Quarter ending December 2017	195	↑
Quarter ending March 2018	195	→
Quarter ending June 2018	203	↑
Quarter ending September 2018	195	↓
<b>Variance since September 2017</b>	<b>3.2%</b>	<b>↑</b>



## ACTIVITY



Adjusted Scheduled Activity (UDA)		
Month	2018	2019
April	1	14
May	36	26
June	54	48
July	83	77
August	105	108
September	141	132
October	151	
November	170	
December	196	
January	218	
February	244	
March	247	
April	250	
May	250	
June	250	

## QUALITY

	Quantity	Base Number	Contract	AT	Region	England
% of FP17s for the same patient ID Re-attending within 3 months - Children	0	7	0.0%	9.4%	11.1%	11.6%
% of FP17s for the same patient ID Re-attending within 3 months - Adults	9	105	8.6%	13.9%	15.3%	15.5%
% of FP17s for the same patient ID Re-attending between 3 & 9 months - Children	0	7	0.0%	59.4%	61.1%	58.8%
% of FP17s for the same patient ID Re-attending between 3 & 9 months - Adults	0	105	0.0%	50.4%	52.3%	51.1%
% of FP17s for Band 1 Urgent Courses	110	110	100.0%	10.0%	9.5%	9.0%
% of FP17s Relating to Free Repair or Replacements	0	110	0.0%	0.8%	0.7%	0.8%
% of FP17s Relating to Continuations	0	110	0.0%	1.0%	0.8%	0.9%
% of Patients satisfied with the dentistry they have received	0	0	N/A	93.9%	93.6%	93.3%
% of Patients satisfied with the time they had to wait for an appointment	0	0	N/A	85.6%	88.8%	88.9%

\* This is based on patients treated on this contract for their most recent course of treatment. Figures in italics indicate the base number of FP17s or Patient Questionnaire responses are less than 100. N/A is shown where the base number of responses is less than 10 during the period. % is calculated as Quantity/Base number\*100

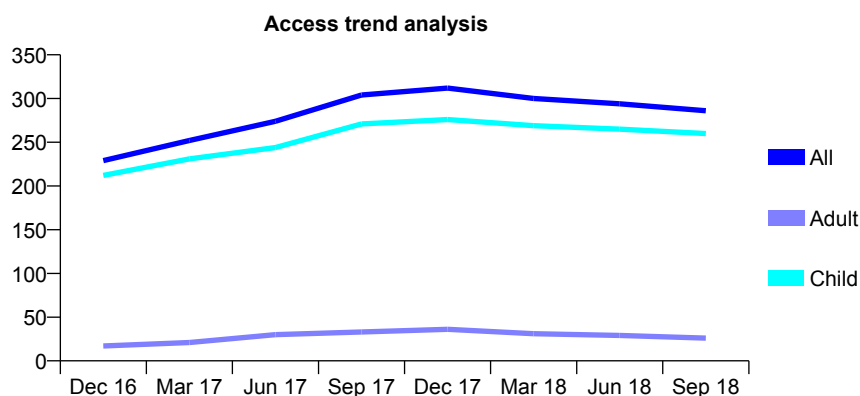
## Q66 - Vital Signs At a Glance Contract Report for 308412/0002 - September 2018

Name or company name	Archway Dental Surgery
Contract type name	GDS Contract
Purpose of contract	General
Contract start date	18/01/2016
Contract end date	

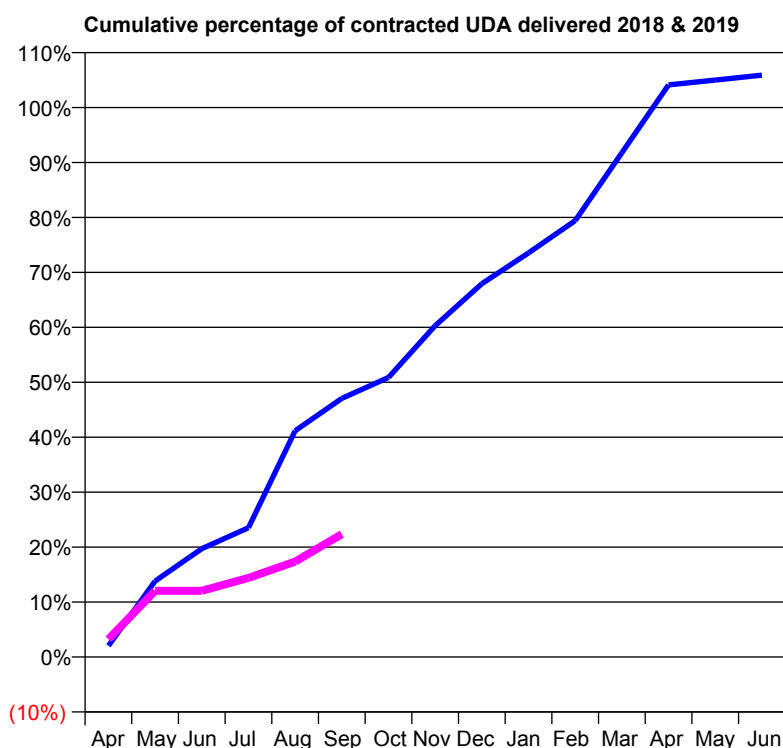
18/19 Contracted general activity (UDA)	340
Carry forward general activity (UDA)	-7
18/19 Contracted orthodontic activity (UOA)	0
Carry forward orthodontic activity (UOA)	0
Baseline contract value	£8,533.44

### ACCESS\*

Patients seen in 24 months	Total	Change since previous quarter
Quarter ending September 2017	304	
Quarter ending December 2017	312	↑
Quarter ending March 2018	300	↓
Quarter ending June 2018	294	↓
Quarter ending September 2018	286	↓
<b>Variance since September 2017</b>	<b>(5.9%)</b>	<b>↓</b>



### ACTIVITY



Adjusted Scheduled Activity (UDA)		
Month	2018	2019
April	7	11
May	47	41
June	67	41
July	80	49
August	140	59
September	160	76
October	173	
November	205	
December	231	
January	250	
February	270	
March	312	
April	354	
May	357	
June	360	

### QUALITY

	Quantity	Base Number	Contract	AT	Region	England
% of FP17s for the same patient ID Re-attending within 3 months - Children	0	87	0.0%	9.4%	11.1%	11.6%
% of FP17s for the same patient ID Re-attending within 3 months - Adults	0	0	N/A	13.9%	15.3%	15.5%
% of FP17s for the same patient ID Re-attending between 3 & 9 months - Children	24	87	27.6%	59.4%	61.1%	58.8%
% of FP17s for the same patient ID Re-attending between 3 & 9 months - Adults	0	0	N/A	50.4%	52.3%	51.1%
% of FP17s for Band 1 Urgent Courses	0	53	0.0%	10.0%	9.5%	9.0%
% of FP17s Relating to Free Repair or Replacements	0	53	0.0%	0.8%	0.7%	0.8%
% of FP17s Relating to Continuations	0	53	0.0%	1.0%	0.8%	0.9%
% of Patients satisfied with the dentistry they have received	2	2	N/A	93.9%	93.6%	93.3%
% of Patients satisfied with the time they had to wait for an appointment	1	2	N/A	85.6%	88.8%	88.9%

\* This is based on patients treated on this contract for their most recent course of treatment. Figures in italics indicate the base number of FP17s or Patient Questionnaire responses are less than 100. N/A is shown where the base number of responses is less than 10 during the period. % is calculated as Quantity/Base number\*100

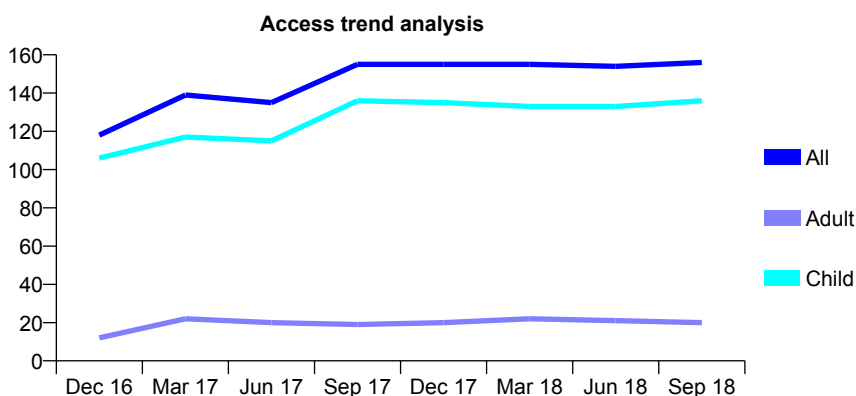
## Q66 - Vital Signs At a Glance Contract Report for 322792/0001 - September 2018

Name or company name	Mr Percival and Mr Karakashev
Contract type name	GDS Contract
Purpose of contract	General and Orthodontic
Contract start date	01/04/2006
Contract end date	

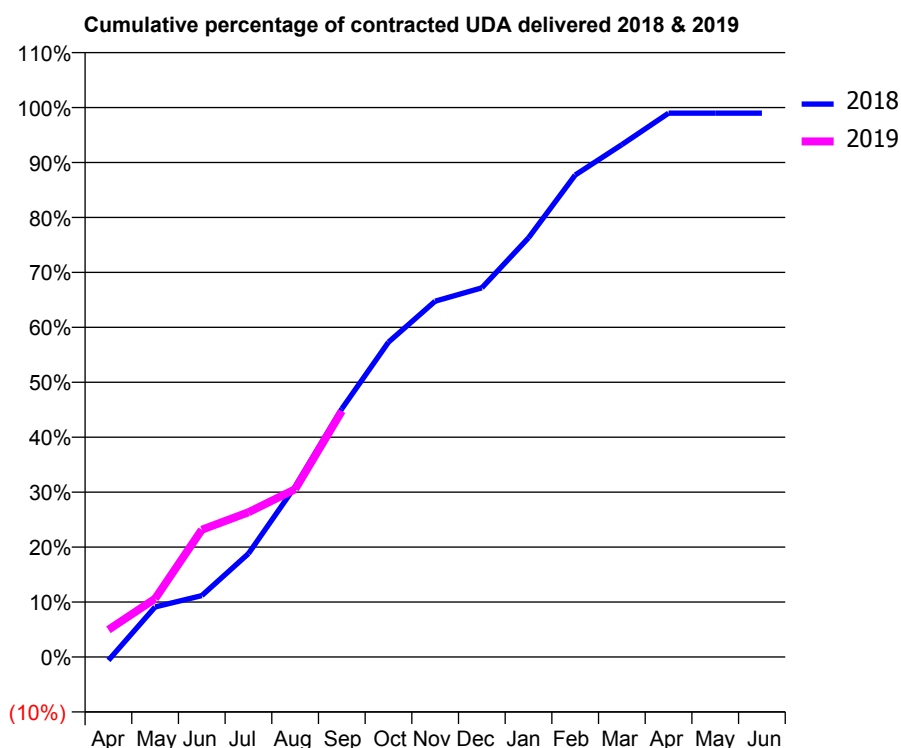
18/19 Contracted general activity (UDA)	290
Carry forward general activity (UDA)	3
18/19 Contracted orthodontic activity (UOA)	0
Carry forward orthodontic activity (UOA)	0
Baseline contract value	£7,012.65

### ACCESS\*

Patients seen in 24 months	Total	Change since previous quarter
Quarter ending September 2017	155	
Quarter ending December 2017	155	→
Quarter ending March 2018	155	→
Quarter ending June 2018	154	→
Quarter ending September 2018	156	→
<b>Variance since September 2017</b>	<b>0.6%</b>	<b>→</b>



### ACTIVITY



Adjusted Scheduled Activity (UDA)		
Month	2018	2019
April	-2	14
May	26	31
June	32	67
July	55	76
August	90	89
September	131	130
October	166	
November	188	
December	195	
January	221	
February	254	
March	270	
April	287	
May	287	
June	287	

### QUALITY

	Quantity	Base Number	Contract	AT	Region	England
% of FP17s for the same patient ID Re-attending within 3 months - Children	9	91	9.9%	9.4%	11.1%	11.6%
% of FP17s for the same patient ID Re-attending within 3 months - Adults	0	0	N/A	13.9%	15.3%	15.5%
% of FP17s for the same patient ID Re-attending between 3 & 9 months - Children	50	91	54.9%	59.4%	61.1%	58.8%
% of FP17s for the same patient ID Re-attending between 3 & 9 months - Adults	0	0	N/A	50.4%	52.3%	51.1%
% of FP17s for Band 1 Urgent Courses	9	83	10.8%	10.0%	9.5%	9.0%
% of FP17s Relating to Free Repair or Replacements	0	83	0.0%	0.8%	0.7%	0.8%
% of FP17s Relating to Continuations	0	83	0.0%	1.0%	0.8%	0.9%
% of Patients satisfied with the dentistry they have received	0	0	N/A	93.9%	93.6%	93.3%
% of Patients satisfied with the time they had to wait for an appointment	0	0	N/A	85.6%	88.8%	88.9%

\* This is based on patients treated on this contract for their most recent course of treatment. Figures in italics indicate the base number of FP17s or Patient Questionnaire responses are less than 100. N/A is shown where the base number of responses is less than 10 during the period. % is calculated as Quantity/Base number\*100

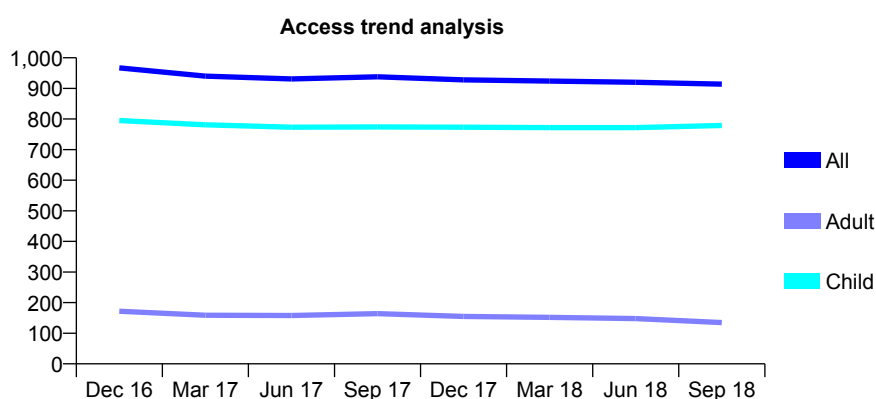
## Q66 - Vital Signs At a Glance Contract Report for 324205/0001 - September 2018

Name or company name	MR DK BURGESS
Contract type name	GDS Contract
Purpose of contract	General and Orthodontic
Contract start date	01/04/2006
Contract end date	

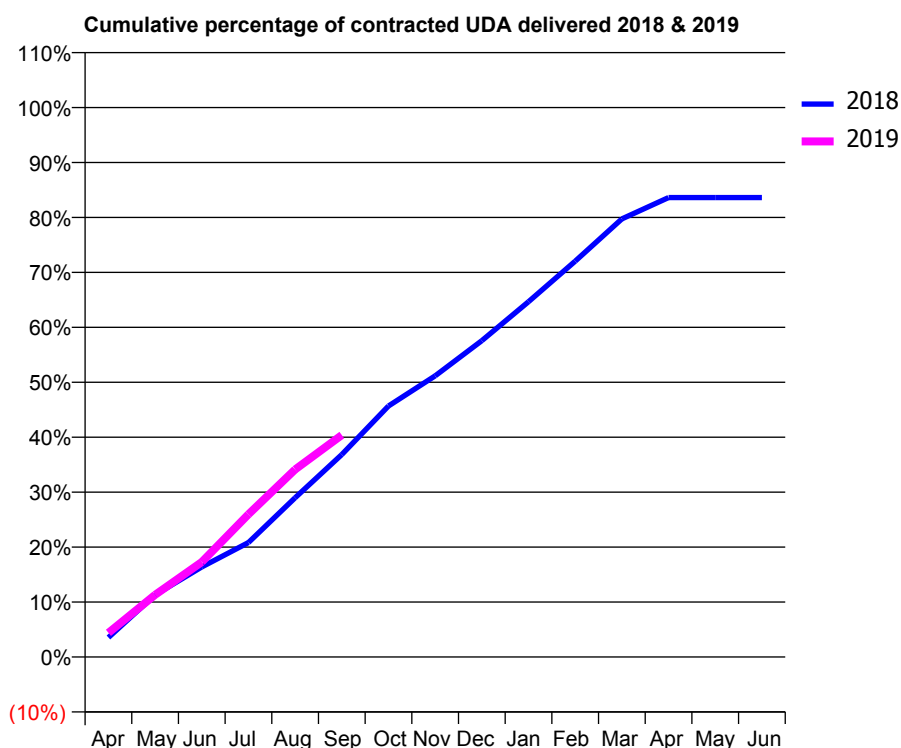
18/19 Contracted general activity (UDA)	2,137
Carry forward general activity (UDA)	0
18/19 Contracted orthodontic activity (UOA)	728
Carry forward orthodontic activity (UOA)	0
Baseline contract value	£104,850.36

### ACCESS\*

Patients seen in 24 months	Total	Change since previous quarter
Quarter ending September 2017	938	
Quarter ending December 2017	928	↓
Quarter ending March 2018	924	→
Quarter ending June 2018	920	→
Quarter ending September 2018	914	→
<b>Variance since September 2017</b>	<b>(2.6%)</b>	<b>↓</b>



### ACTIVITY



Adjusted Scheduled Activity (UDA)		
Month	2018	2019
April	76	94
May	241	242
June	350	370
July	445	555
August	619	729
September	787	863
October	976	
November	1,093	
December	1,231	
January	1,382	
February	1,539	
March	1,704	
April	1,787	
May	1,787	
June	1,787	

### QUALITY

	Quantity	Base Number	Contract	AT	Region	England
% of FP17s for the same patient ID Re-attending within 3 months - Children	80	693	11.5%	9.4%	11.1%	11.6%
% of FP17s for the same patient ID Re-attending within 3 months - Adults	6	40	15.0%	13.9%	15.3%	15.5%
% of FP17s for the same patient ID Re-attending between 3 & 9 months - Children	448	693	64.6%	59.4%	61.1%	58.8%
% of FP17s for the same patient ID Re-attending between 3 & 9 months - Adults	20	40	50.0%	50.4%	52.3%	51.1%
% of FP17s for Band 1 Urgent Courses	12	622	1.9%	10.0%	9.5%	9.0%
% of FP17s Relating to Free Repair or Replacements	0	622	0.0%	0.8%	0.7%	0.8%
% of FP17s Relating to Continuations	1	622	0.2%	1.0%	0.8%	0.9%
% of Patients satisfied with the dentistry they have received	0	0	N/A	93.9%	93.6%	93.3%
% of Patients satisfied with the time they had to wait for an appointment	0	0	N/A	85.6%	88.8%	88.9%

\* This is based on patients treated on this contract for their most recent course of treatment. Figures in italics indicate the base number of FP17s or Patient Questionnaire responses are less than 100. N/A is shown where the base number of responses is less than 10 during the period. % is calculated as Quantity/Base number\*100



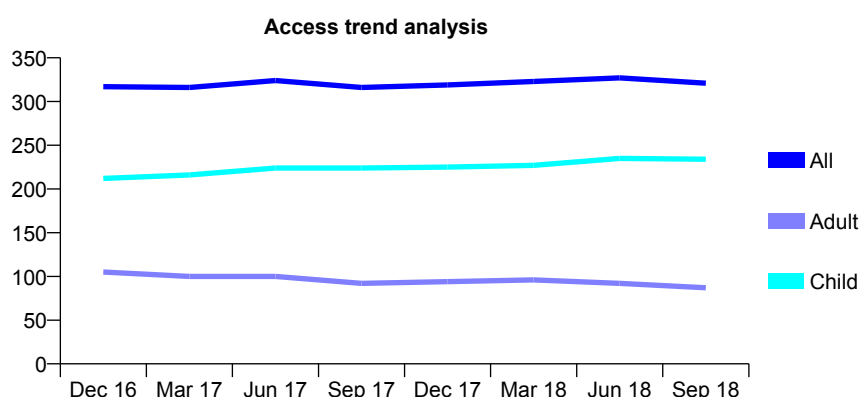
# Q66 - Vital Signs At a Glance Contract Report for 329037/0001 - September 2018

Name or company name	MISS EL CHOUROT
Contract type name	GDS Contract
Purpose of contract	General
Contract start date	01/04/2006
Contract end date	

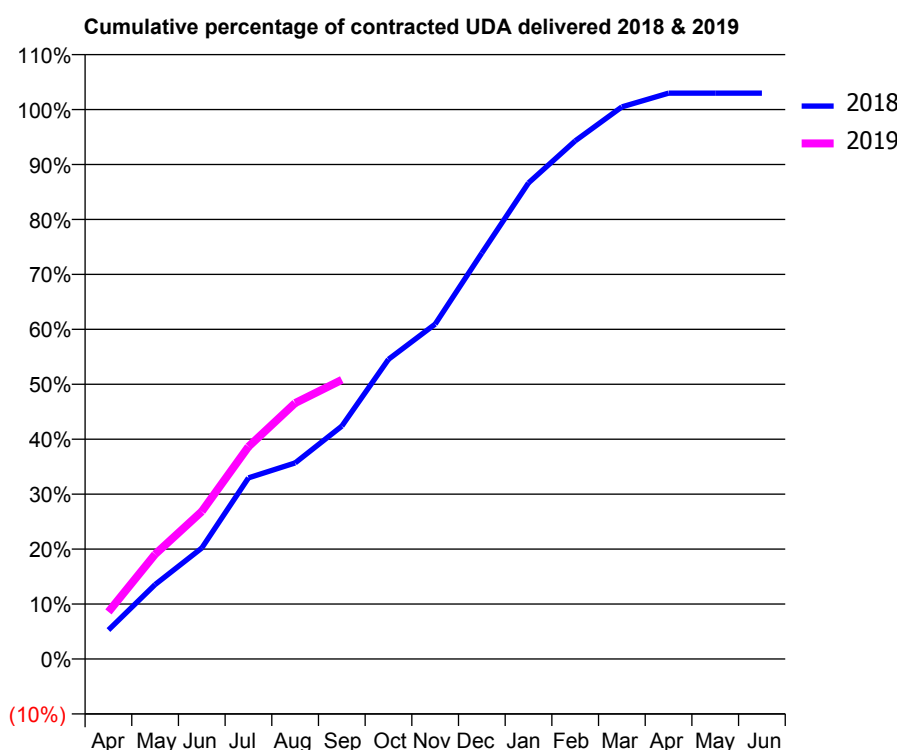
18/19 Contracted general activity (UDA)	700
Carry forward general activity (UDA)	-14
18/19 Contracted orthodontic activity (UOA)	0
Carry forward orthodontic activity (UOA)	0
Baseline contract value	£15,546.51

## ACCESS\*

Patients seen in 24 months	Total	Change since previous quarter
Quarter ending September 2017	316	
Quarter ending December 2017	319	→
Quarter ending March 2018	323	→
Quarter ending June 2018	327	→
Quarter ending September 2018	321	↓
<b>Variance since September 2017</b>	<b>1.6%</b>	<b>→</b>



## ACTIVITY



Adjusted Scheduled Activity (UDA)		
Month	2018	2019
April	37	60
May	95	133
June	141	188
July	231	271
August	250	326
September	297	356
October	382	
November	427	
December	517	
January	607	
February	660	
March	703	
April	721	
May	721	
June	721	

## QUALITY

	Quantity	Base Number	Contract	AT	Region	England
% of FP17s for the same patient ID Re-attending within 3 months - Children	8	192	4.2%	9.4%	11.1%	11.6%
% of FP17s for the same patient ID Re-attending within 3 months - Adults	7	56	12.5%	13.9%	15.3%	15.5%
% of FP17s for the same patient ID Re-attending between 3 & 9 months - Children	140	192	72.9%	59.4%	61.1%	58.8%
% of FP17s for the same patient ID Re-attending between 3 & 9 months - Adults	34	56	60.7%	50.4%	52.3%	51.1%
% of FP17s for Band 1 Urgent Courses	13	233	5.6%	10.0%	9.5%	9.0%
% of FP17s Relating to Free Repair or Replacements	0	233	0.0%	0.8%	0.7%	0.8%
% of FP17s Relating to Continuations	0	233	0.0%	1.0%	0.8%	0.9%
% of Patients satisfied with the dentistry they have received	0	0	N/A	93.9%	93.6%	93.3%
% of Patients satisfied with the time they had to wait for an appointment	0	0	N/A	85.6%	88.8%	88.9%

\* This is based on patients treated on this contract for their most recent course of treatment. Figures in italics indicate the base number of FP17s or Patient Questionnaire responses are less than 100. N/A is shown where the base number of responses is less than 10 during the period. % is calculated as Quantity/Base number\*100

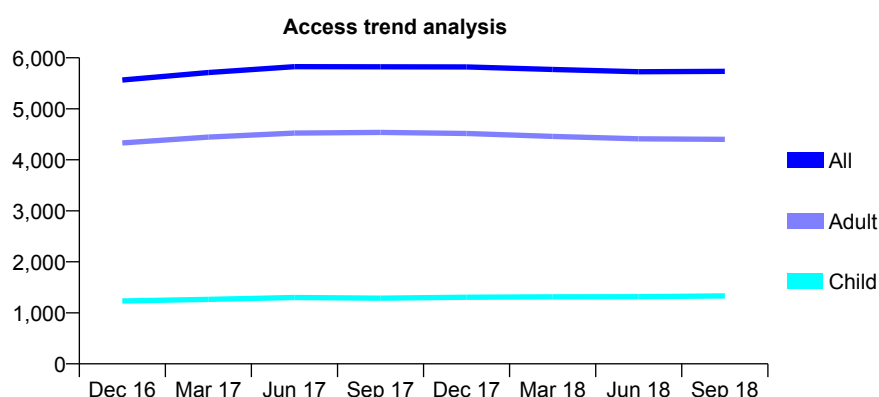
# Q66 - Vital Signs At a Glance Contract Report for 331872/0001 - September 2018

Name or company name	MR SC PACE
Contract type name	GDS Contract
Purpose of contract	General
Contract start date	01/04/2006
Contract end date	

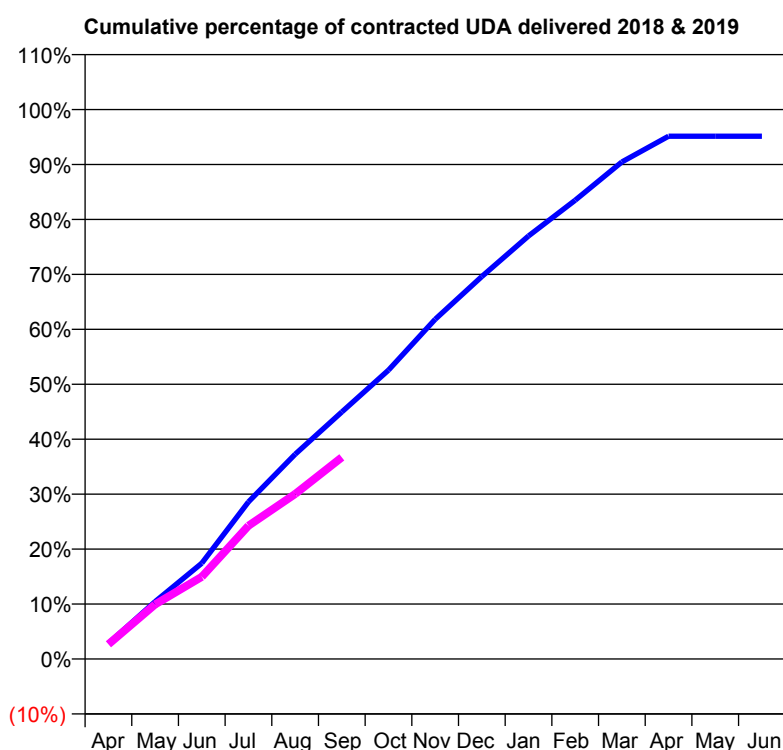
18/19 Contracted general activity (UDA)	17,536
Carry forward general activity (UDA)	0
18/19 Contracted orthodontic activity (UOA)	0
Carry forward orthodontic activity (UOA)	0
Baseline contract value	£460,047.32

## ACCESS\*

Patients seen in 24 months	Total	Change since previous quarter
Quarter ending September 2017	5,824	
Quarter ending December 2017	5,822	→
Quarter ending March 2018	5,772	→
Quarter ending June 2018	5,728	→
Quarter ending September 2018	5,734	→
<b>Variance since September 2017</b>	<b>(1.5%)</b>	<b>↓</b>



## ACTIVITY



Adjusted Scheduled Activity (UDA)		
Month	2018	2019
April	498	471
May	1,832	1,741
June	3,057	2,624
July	5,015	4,252
August	6,533	5,265
September	7,884	6,436
October	9,220	
November	10,840	
December	12,206	
January	13,499	
February	14,639	
March	15,863	
April	16,683	
May	16,683	
June	16,683	

## QUALITY

	Quantity	Base Number	Contract	AT	Region	England
% of FP17s for the same patient ID Re-attending within 3 months - Children	71	1,110	6.4%	9.4%	11.1%	11.6%
% of FP17s for the same patient ID Re-attending within 3 months - Adults	338	3,166	10.7%	13.9%	15.3%	15.5%
% of FP17s for the same patient ID Re-attending between 3 & 9 months - Children	687	1,110	61.9%	59.4%	61.1%	58.8%
% of FP17s for the same patient ID Re-attending between 3 & 9 months - Adults	1,827	3,166	57.7%	50.4%	52.3%	51.1%
% of FP17s for Band 1 Urgent Courses	158	3,902	4.0%	10.0%	9.5%	9.0%
% of FP17s Relating to Free Repair or Replacements	84	3,902	2.2%	0.8%	0.7%	0.8%
% of FP17s Relating to Continuations	18	3,902	0.5%	1.0%	0.8%	0.9%
% of Patients satisfied with the dentistry they have received	6	6	N/A	93.9%	93.6%	93.3%
% of Patients satisfied with the time they had to wait for an appointment	5	6	N/A	85.6%	88.8%	88.9%

\* This is based on patients treated on this contract for their most recent course of treatment. Figures in italics indicate the base number of FP17s or Patient Questionnaire responses are less than 100. N/A is shown where the base number of responses is less than 10 during the period. % is calculated as Quantity/Base number\*100

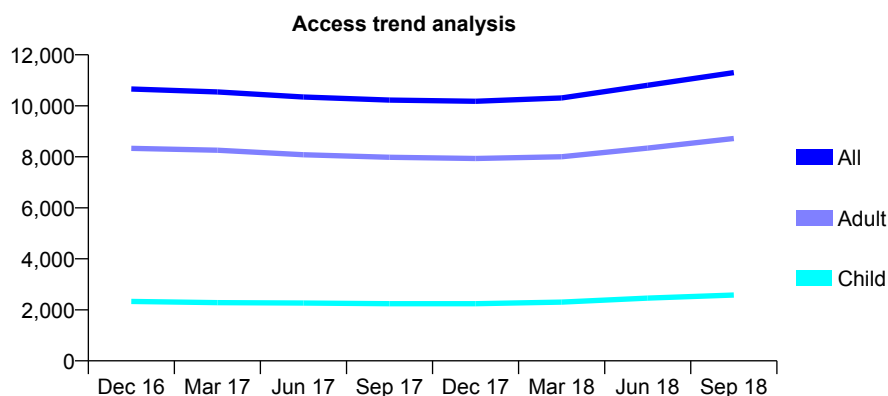
## Q66 - Vital Signs At a Glance Contract Report for 331872/0002 - September 2018

Name or company name	MR SC PACE
Contract type name	GDS Contract
Purpose of contract	General
Contract start date	01/04/2006
Contract end date	

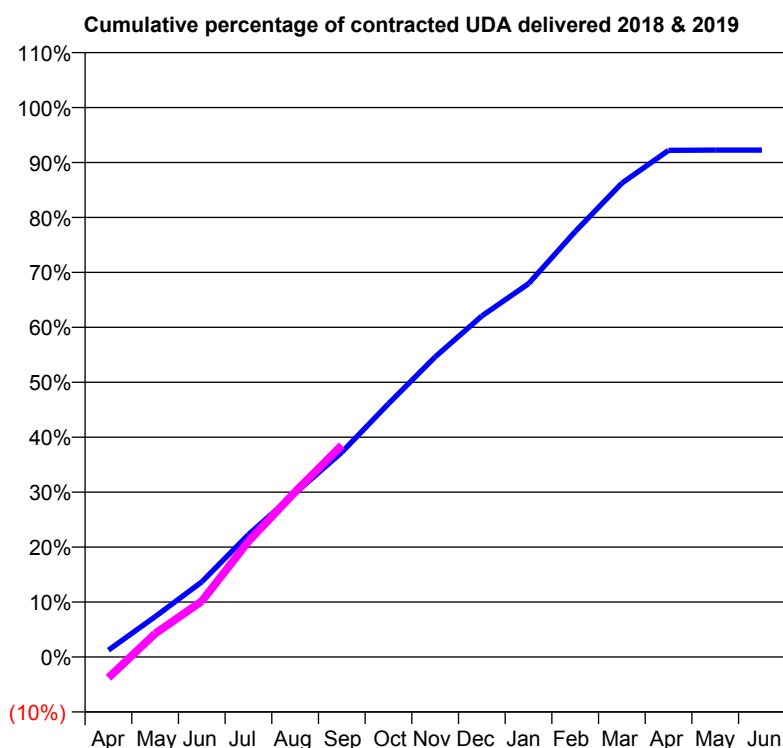
18/19 Contracted general activity (UDA)	41,142
Carry forward general activity (UDA)	2,885
18/19 Contracted orthodontic activity (UOA)	0
Carry forward orthodontic activity (UOA)	0
Baseline contract value	£1,110,379.20

### ACCESS\*

Patients seen in 24 months	Total	Change since previous quarter
Quarter ending September 2017	10,224	
Quarter ending December 2017	10,177	→
Quarter ending March 2018	10,309	→
Quarter ending June 2018	10,803	↑
Quarter ending September 2018	11,304	↑
<b>Variance since September 2017</b>	<b>10.6%</b>	<b>↑</b>



### ACTIVITY



Adjusted Scheduled Activity (UDA)		
Month	2018	2019
April	465	-1,560
May	2,735	1,748
June	5,096	4,179
July	8,304	8,659
August	11,105	12,367
September	13,876	15,852
October	17,164	
November	20,340	
December	23,117	
January	25,299	
February	28,832	
March	32,114	
April	34,342	
May	34,354	
June	34,357	

### QUALITY

	Quantity	Base Number	Contract	AT	Region	England
% of FP17s for the same patient ID Re-attending within 3 months - Children	93	2,119	4.4%	9.4%	11.1%	11.6%
% of FP17s for the same patient ID Re-attending within 3 months - Adults	671	7,003	9.6%	13.9%	15.3%	15.5%
% of FP17s for the same patient ID Re-attending between 3 & 9 months - Children	1,194	2,119	56.3%	59.4%	61.1%	58.8%
% of FP17s for the same patient ID Re-attending between 3 & 9 months - Adults	4,168	7,003	59.5%	50.4%	52.3%	51.1%
% of FP17s for Band 1 Urgent Courses	271	8,439	3.2%	10.0%	9.5%	9.0%
% of FP17s Relating to Free Repair or Replacements	57	8,439	0.7%	0.8%	0.7%	0.8%
% of FP17s Relating to Continuations	20	8,439	0.2%	1.0%	0.8%	0.9%
% of Patients satisfied with the dentistry they have received	8	10	80.0%	93.9%	93.6%	93.3%
% of Patients satisfied with the time they had to wait for an appointment	7	10	70.0%	85.6%	88.8%	88.9%

\* This is based on patients treated on this contract for their most recent course of treatment. Figures in italics indicate the base number of FP17s or Patient Questionnaire responses are less than 100. N/A is shown where the base number of responses is less than 10 during the period. % is calculated as Quantity/Base number\*100

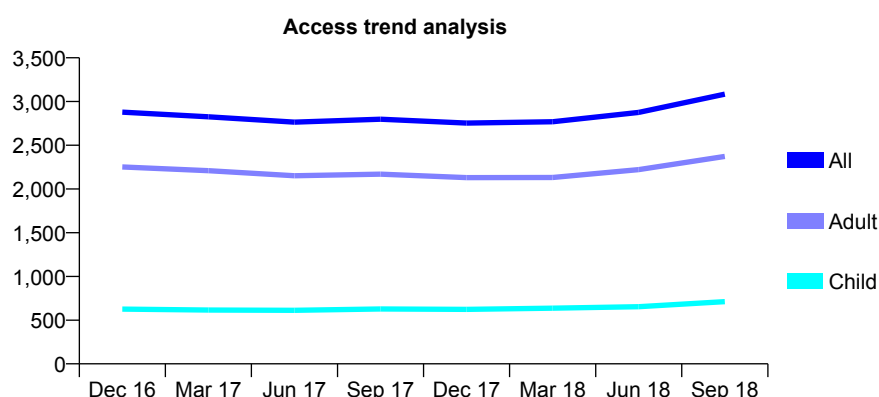
# Q66 - Vital Signs At a Glance Contract Report for 331872/0003 - September 2018

Name or company name	MR SC PACE
Contract type name	GDS Contract
Purpose of contract	General
Contract start date	01/11/2012
Contract end date	

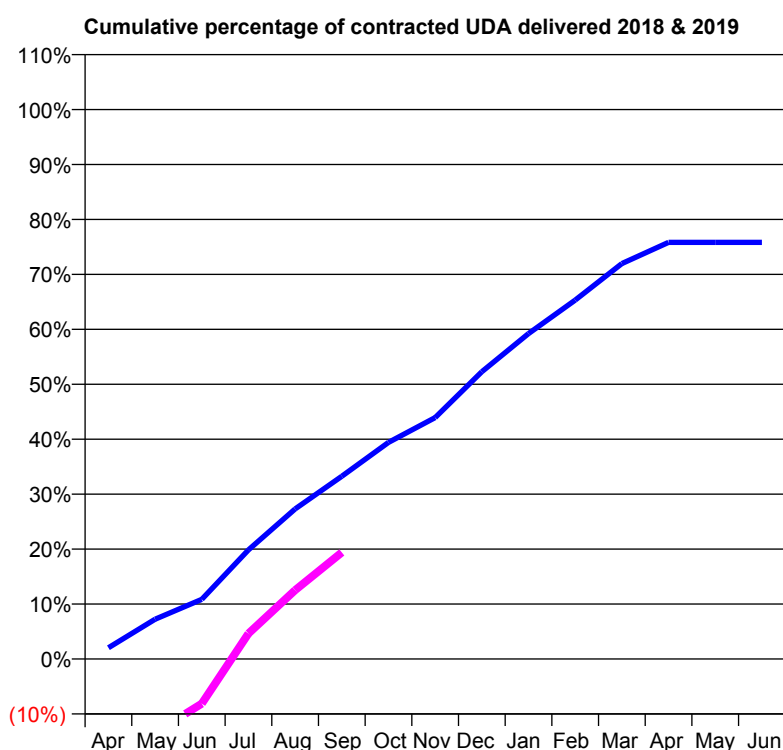
18/19 Contracted general activity (UDA)	12,000
Carry forward general activity (UDA)	2,538
18/19 Contracted orthodontic activity (UOA)	0
Carry forward orthodontic activity (UOA)	0
Baseline contract value	£319,387.57

## ACCESS\*

Patients seen in 24 months	Total	Change since previous quarter
Quarter ending September 2017	2,798	
Quarter ending December 2017	2,753	↓
Quarter ending March 2018	2,768	→
Quarter ending June 2018	2,875	↑
Quarter ending September 2018	3,084	↑
<b>Variance since September 2017</b>	<b>10.2%</b>	<b>↑</b>



## ACTIVITY



Adjusted Scheduled Activity (UDA)		
Month	2018	2019
April	216	-2,268
May	760	-1,614
June	1,141	-977
July	2,084	557
August	2,868	1,503
September	3,492	2,329
October	4,138	
November	4,613	
December	5,490	
January	6,219	
February	6,858	
March	7,557	
April	7,962	
May	7,962	
June	7,962	

## QUALITY

	Quantity	Base Number	Contract	AT	Region	England
% of FP17s for the same patient ID Re-attending within 3 months - Children	46	656	7.0%	9.4%	11.1%	11.6%
% of FP17s for the same patient ID Re-attending within 3 months - Adults	325	2,096	15.5%	13.9%	15.3%	15.5%
% of FP17s for the same patient ID Re-attending between 3 & 9 months - Children	366	656	55.8%	59.4%	61.1%	58.8%
% of FP17s for the same patient ID Re-attending between 3 & 9 months - Adults	1,135	2,096	54.2%	50.4%	52.3%	51.1%
% of FP17s for Band 1 Urgent Courses	176	2,586	6.8%	10.0%	9.5%	9.0%
% of FP17s Relating to Free Repair or Replacements	73	2,586	2.8%	0.8%	0.7%	0.8%
% of FP17s Relating to Continuations	15	2,586	0.6%	1.0%	0.8%	0.9%
% of Patients satisfied with the dentistry they have received	3	3	N/A	93.9%	93.6%	93.3%
% of Patients satisfied with the time they had to wait for an appointment	2	3	N/A	85.6%	88.8%	88.9%

\* This is based on patients treated on this contract for their most recent course of treatment. Figures in italics indicate the base number of FP17s or Patient Questionnaire responses are less than 100. N/A is shown where the base number of responses is less than 10 during the period. % is calculated as Quantity/Base number\*100

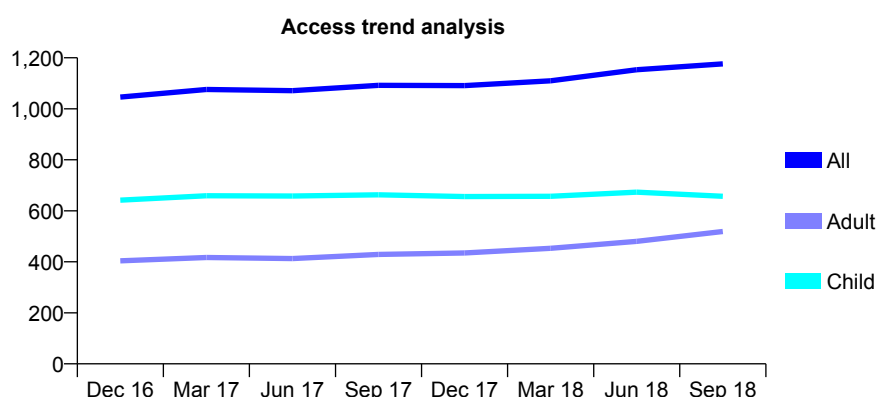
# Q66 - Vital Signs At a Glance Contract Report for 335002/0002 - September 2018

Name or company name	MR AZ GITLIN
Contract type name	GDS Contract
Purpose of contract	General
Contract start date	01/04/2006
Contract end date	

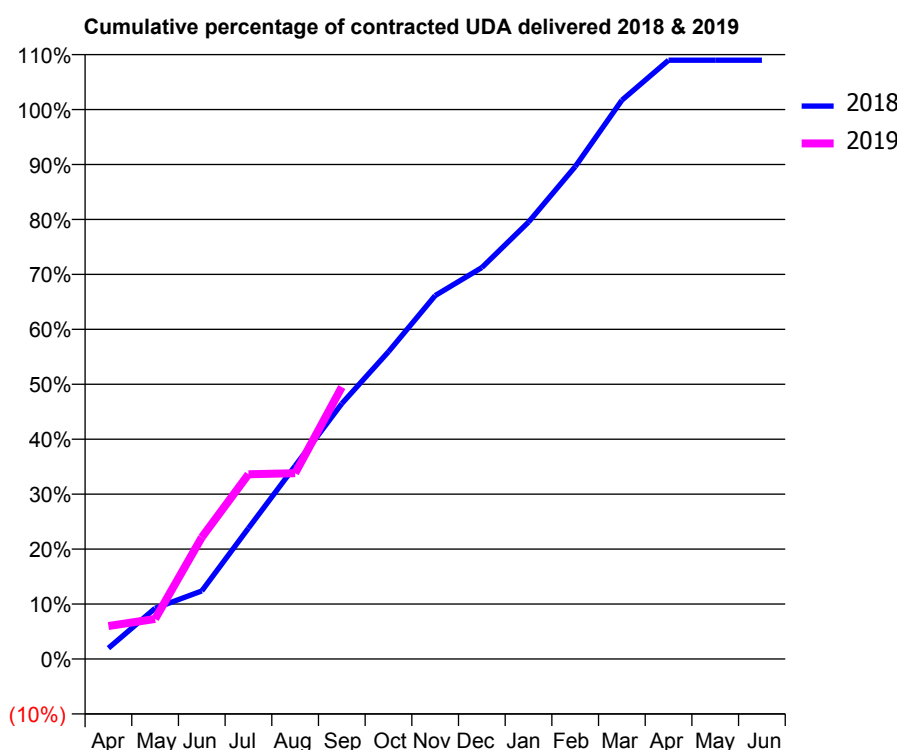
18/19 Contracted general activity (UDA)	2,279
Carry forward general activity (UDA)	-46
18/19 Contracted orthodontic activity (UOA)	0
Carry forward orthodontic activity (UOA)	0
Baseline contract value	£53,059.20

## ACCESS\*

Patients seen in 24 months	Total	Change since previous quarter
Quarter ending September 2017	1,092	
Quarter ending December 2017	1,091	→
Quarter ending March 2018	1,110	→
Quarter ending June 2018	1,153	↑
Quarter ending September 2018	1,176	→
<b>Variance since September 2017</b>	<b>7.7%</b>	<b>↑</b>



## ACTIVITY



Adjusted Scheduled Activity (UDA)		
Month	2018	2019
April	45	137
May	210	166
June	282	505
July	543	766
August	801	770
September	1,060	1,128
October	1,274	
November	1,507	
December	1,623	
January	1,812	
February	2,042	
March	2,317	
April	2,483	
May	2,483	
June	2,483	

## QUALITY

	Quantity	Base Number	Contract	AT	Region	England
% of FP17s for the same patient ID Re-attending within 3 months - Children	14	388	3.6%	9.4%	11.1%	11.6%
% of FP17s for the same patient ID Re-attending within 3 months - Adults	14	290	4.8%	13.9%	15.3%	15.5%
% of FP17s for the same patient ID Re-attending between 3 & 9 months - Children	222	388	57.2%	59.4%	61.1%	58.8%
% of FP17s for the same patient ID Re-attending between 3 & 9 months - Adults	143	290	49.3%	50.4%	52.3%	51.1%
% of FP17s for Band 1 Urgent Courses	10	580	1.7%	10.0%	9.5%	9.0%
% of FP17s Relating to Free Repair or Replacements	8	580	1.4%	0.8%	0.7%	0.8%
% of FP17s Relating to Continuations	5	580	0.9%	1.0%	0.8%	0.9%
% of Patients satisfied with the dentistry they have received	2	2	N/A	93.9%	93.6%	93.3%
% of Patients satisfied with the time they had to wait for an appointment	2	2	N/A	85.6%	88.8%	88.9%

\* This is based on patients treated on this contract for their most recent course of treatment. Figures in italics indicate the base number of FP17s or Patient Questionnaire responses are less than 100. N/A is shown where the base number of responses is less than 10 during the period. % is calculated as Quantity/Base number\*100

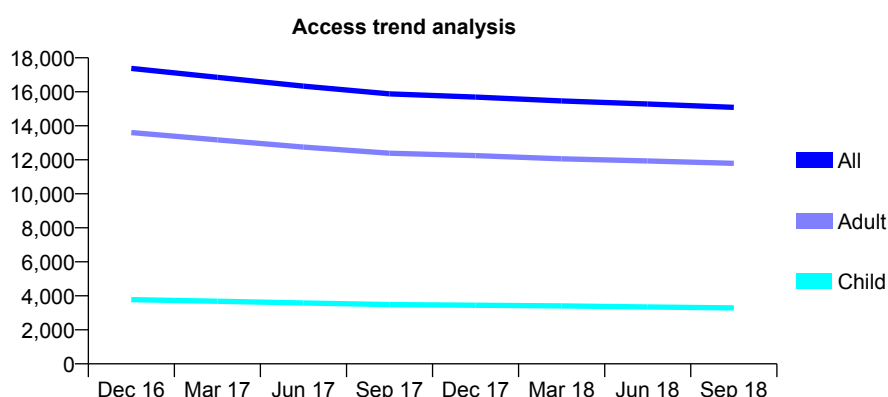
# Q66 - Vital Signs At a Glance Contract Report for 335738/0001 - September 2018

Name or company name	MISS SJ YOUNG
Contract type name	GDS Contract
Purpose of contract	General
Contract start date	01/04/2006
Contract end date	

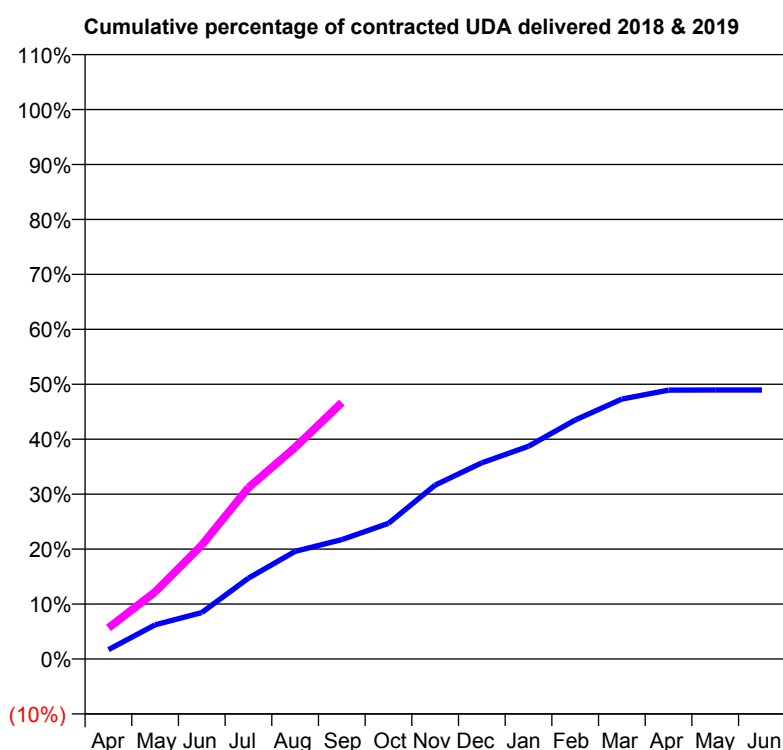
18/19 Contracted general activity (UDA)	28,500
Carry forward general activity (UDA)	0
18/19 Contracted orthodontic activity (UOA)	0
Carry forward orthodontic activity (UOA)	0
Baseline contract value	£723,790.74

## ACCESS\*

Patients seen in 24 months	Total	Change since previous quarter
Quarter ending September 2017	15,875	
Quarter ending December 2017	15,692	↓
Quarter ending March 2018	15,465	↓
Quarter ending June 2018	15,280	↓
Quarter ending September 2018	15,084	↓
<b>Variance since September 2017</b>	<b>(5.0%)</b>	↓



## ACTIVITY



Adjusted Scheduled Activity (UDA)		
Month	2018	2019
April	959	1,612
May	3,498	3,485
June	4,756	5,913
July	8,279	8,888
August	11,014	10,979
September	12,221	13,303
October	13,876	
November	17,797	
December	20,066	
January	21,757	
February	24,451	
March	26,588	
April	27,505	
May	27,515	
June	27,515	

## QUALITY

	Quantity	Base Number	Contract	AT	Region	England
% of FP17s for the same patient ID Re-attending within 3 months - Children	136	1,995	6.8%	9.4%	11.1%	11.6%
% of FP17s for the same patient ID Re-attending within 3 months - Adults	1,144	6,950	16.5%	13.9%	15.3%	15.5%
% of FP17s for the same patient ID Re-attending between 3 & 9 months - Children	789	1,995	39.5%	59.4%	61.1%	58.8%
% of FP17s for the same patient ID Re-attending between 3 & 9 months - Adults	2,081	6,950	29.9%	50.4%	52.3%	51.1%
% of FP17s for Band 1 Urgent Courses	924	7,025	13.2%	10.0%	9.5%	9.0%
% of FP17s Relating to Free Repair or Replacements	74	7,025	1.1%	0.8%	0.7%	0.8%
% of FP17s Relating to Continuations	121	7,025	1.7%	1.0%	0.8%	0.9%
% of Patients satisfied with the dentistry they have received	12	12	100.0%	93.9%	93.6%	93.3%
% of Patients satisfied with the time they had to wait for an appointment	8	12	66.7%	85.6%	88.8%	88.9%

\* This is based on patients treated on this contract for their most recent course of treatment. Figures in italics indicate the base number of FP17s or Patient Questionnaire responses are less than 100. N/A is shown where the base number of responses is less than 10 during the period. % is calculated as Quantity/Base number\*100

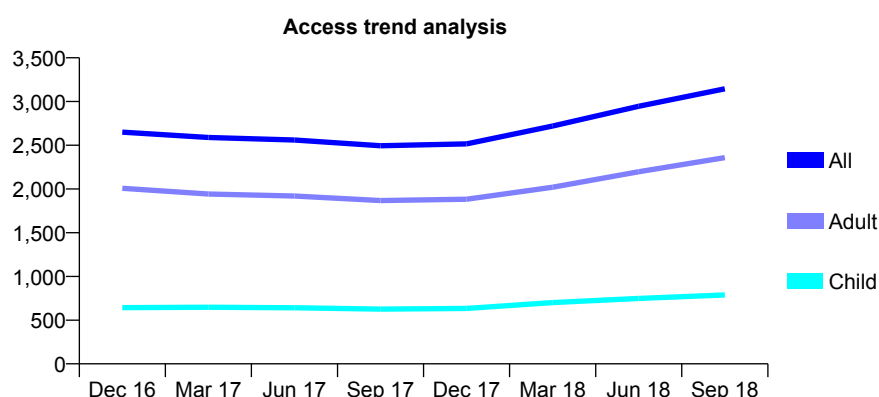
# Q66 - Vital Signs At a Glance Contract Report for 337641/0001 - September 2018

Name or company name	MR MI STEWART
Contract type name	GDS Contract
Purpose of contract	General
Contract start date	01/04/2006
Contract end date	

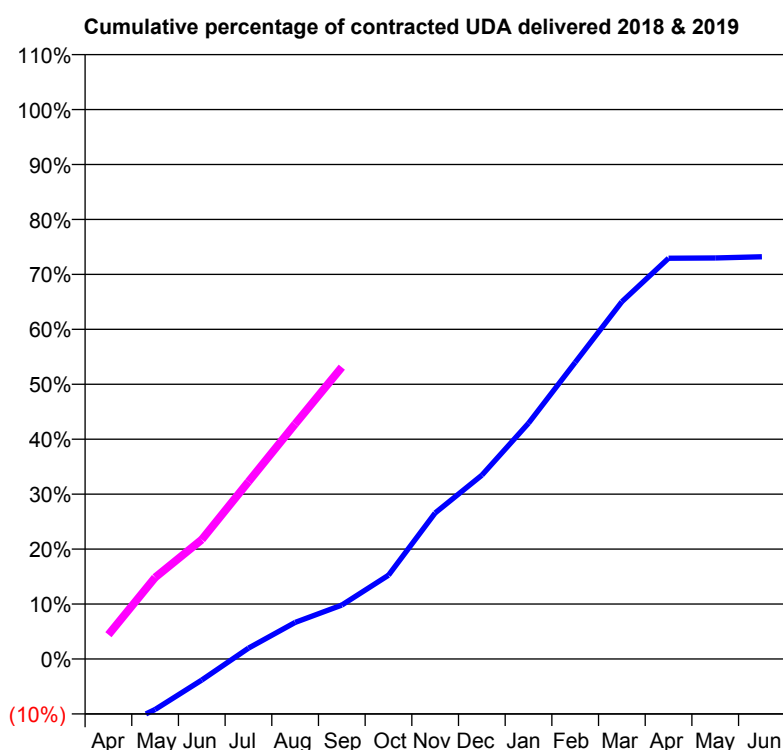
18/19 Contracted general activity (UDA)	7,100
Carry forward general activity (UDA)	0
18/19 Contracted orthodontic activity (UOA)	0
Carry forward orthodontic activity (UOA)	0
Baseline contract value	£180,453.27

## ACCESS\*

Patients seen in 24 months	Total	Change since previous quarter
Quarter ending September 2017	2,494	
Quarter ending December 2017	2,516	→
Quarter ending March 2018	2,720	↑
Quarter ending June 2018	2,945	↑
Quarter ending September 2018	3,146	↑
<b>Variance since September 2017</b>	<b>26.1%</b>	<b>↑</b>



## ACTIVITY



Adjusted Scheduled Activity (UDA)		
Month	2018	2019
April	-744	314
May	-515	1,053
June	-216	1,542
July	111	2,290
August	373	3,037
September	550	3,770
October	854	
November	1,489	
December	1,874	
January	2,404	
February	3,023	
March	3,642	
April	4,084	
May	4,087	
June	4,099	

## QUALITY

	Quantity	Base Number	Contract	AT	Region	England
% of FP17s for the same patient ID Re-attending within 3 months - Children	56	655	8.5%	9.4%	11.1%	11.6%
% of FP17s for the same patient ID Re-attending within 3 months - Adults	350	2,048	17.1%	13.9%	15.3%	15.5%
% of FP17s for the same patient ID Re-attending between 3 & 9 months - Children	297	655	45.3%	59.4%	61.1%	58.8%
% of FP17s for the same patient ID Re-attending between 3 & 9 months - Adults	807	2,048	39.4%	50.4%	52.3%	51.1%
% of FP17s for Band 1 Urgent Courses	190	1,952	9.7%	10.0%	9.5%	9.0%
% of FP17s Relating to Free Repair or Replacements	21	1,952	1.1%	0.8%	0.7%	0.8%
% of FP17s Relating to Continuations	44	1,952	2.3%	1.0%	0.8%	0.9%
% of Patients satisfied with the dentistry they have received	0	0	N/A	93.9%	93.6%	93.3%
% of Patients satisfied with the time they had to wait for an appointment	0	0	N/A	85.6%	88.8%	88.9%

\* This is based on patients treated on this contract for their most recent course of treatment. Figures in italics indicate the base number of FP17s or Patient Questionnaire responses are less than 100. N/A is shown where the base number of responses is less than 10 during the period. % is calculated as Quantity/Base number\*100



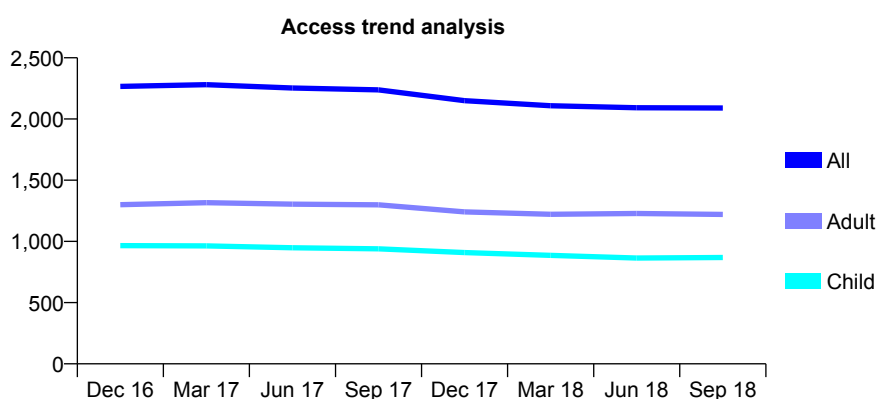
## Q66 - Vital Signs At a Glance Contract Report for 340332/0001 - September 2018

Name or company name	MR CJ PRESTON
Contract type name	GDS Contract
Purpose of contract	General
Contract start date	01/05/2006
Contract end date	

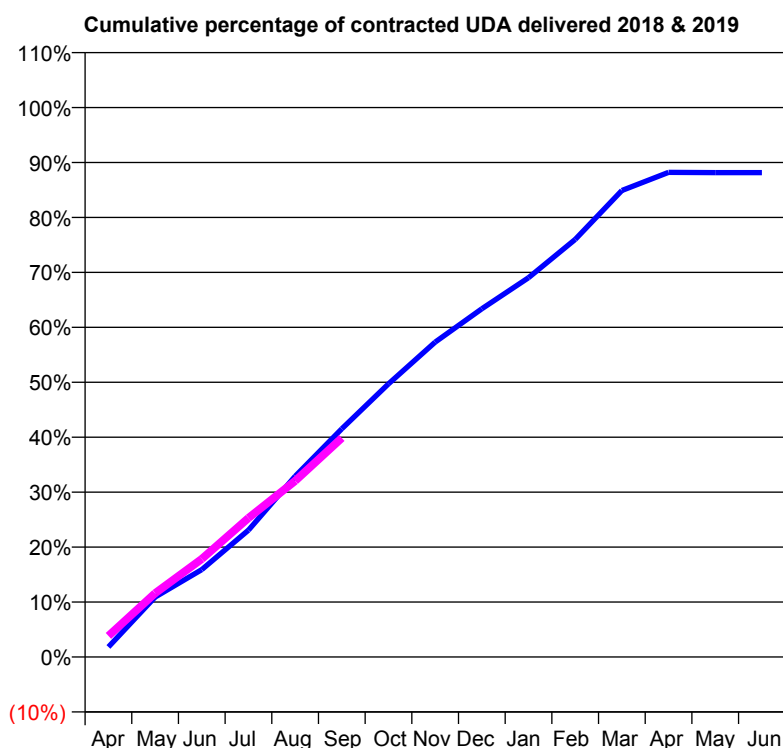
18/19 Contracted general activity (UDA)	2,963
Carry forward general activity (UDA)	0
18/19 Contracted orthodontic activity (UOA)	0
Carry forward orthodontic activity (UOA)	0
Baseline contract value	£84,553.35

### ACCESS\*

Patients seen in 24 months	Total	Change since previous quarter
Quarter ending September 2017	2,238	
Quarter ending December 2017	2,150	↓
Quarter ending March 2018	2,108	↓
Quarter ending June 2018	2,092	→
Quarter ending September 2018	2,090	→
<b>Variance since September 2017</b>	<b>(6.6%)</b>	<b>↓</b>



### ACTIVITY



Adjusted Scheduled Activity (UDA)		
Month	2018	2019
April	55	114
May	323	344
June	471	529
July	684	749
August	975	950
September	1,231	1,181
October	1,473	
November	1,698	
December	1,878	
January	2,045	
February	2,251	
March	2,516	
April	2,613	
May	2,612	
June	2,612	

### QUALITY

	Quantity	Base Number	Contract	AT	Region	England
% of FP17s for the same patient ID Re-attending within 3 months - Children	38	715	5.3%	9.4%	11.1%	11.6%
% of FP17s for the same patient ID Re-attending within 3 months - Adults	143	940	15.2%	13.9%	15.3%	15.5%
% of FP17s for the same patient ID Re-attending between 3 & 9 months - Children	516	715	72.2%	59.4%	61.1%	58.8%
% of FP17s for the same patient ID Re-attending between 3 & 9 months - Adults	548	940	58.3%	50.4%	52.3%	51.1%
% of FP17s for Band 1 Urgent Courses	50	830	6.0%	10.0%	9.5%	9.0%
% of FP17s Relating to Free Repair or Replacements	2	830	0.2%	0.8%	0.7%	0.8%
% of FP17s Relating to Continuations	1	830	0.1%	1.0%	0.8%	0.9%
% of Patients satisfied with the dentistry they have received	2	2	N/A	93.9%	93.6%	93.3%
% of Patients satisfied with the time they had to wait for an appointment	1	2	N/A	85.6%	88.8%	88.9%

\* This is based on patients treated on this contract for their most recent course of treatment. Figures in italics indicate the base number of FP17s or Patient Questionnaire responses are less than 100. N/A is shown where the base number of responses is less than 10 during the period. % is calculated as Quantity/Base number\*100

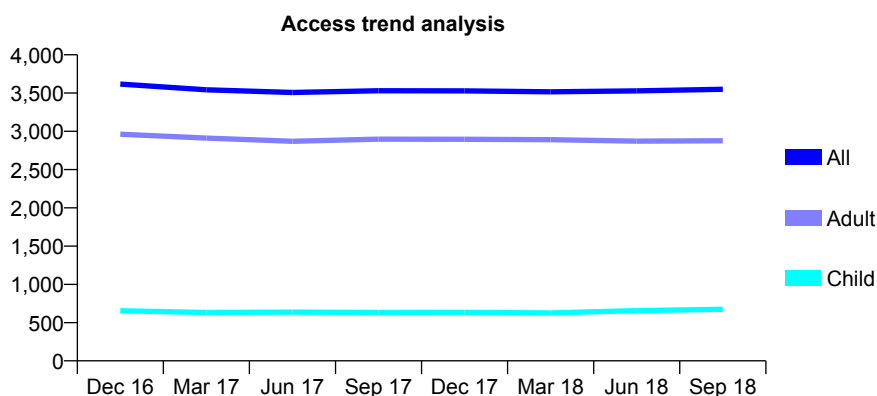
## Q66 - Vital Signs At a Glance Contract Report for 354546/0001 - September 2018

Name or company name	MR MA ZARASVAND
Contract type name	GDS Contract
Purpose of contract	General
Contract start date	01/04/2006
Contract end date	

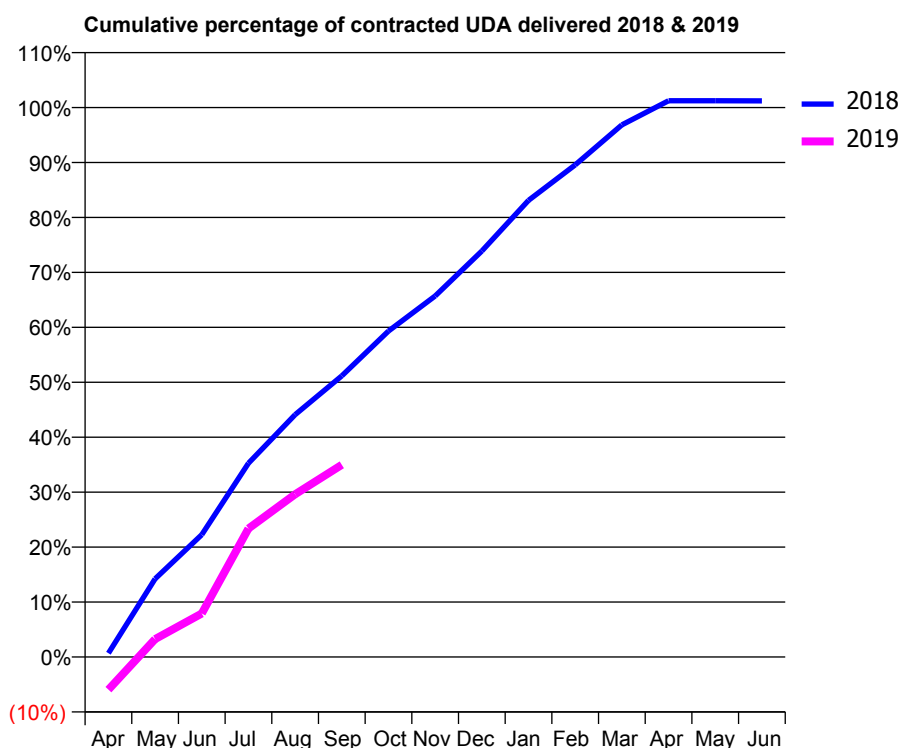
18/19 Contracted general activity (UDA)	9,537
Carry forward general activity (UDA)	950
18/19 Contracted orthodontic activity (UOA)	0
Carry forward orthodontic activity (UOA)	0
Baseline contract value	£217,062.48

### ACCESS\*

Patients seen in 24 months	Total	Change since previous quarter
Quarter ending September 2017	3,530	
Quarter ending December 2017	3,529	→
Quarter ending March 2018	3,516	→
Quarter ending June 2018	3,528	→
Quarter ending September 2018	3,549	→
<b>Variance since September 2017</b>	<b>0.5%</b>	<b>→</b>



### ACTIVITY



Adjusted Scheduled Activity (UDA)		
Month	2018	2019
April	65	-568
May	1,358	312
June	2,123	755
July	3,364	2,231
August	4,207	2,825
September	4,880	3,336
October	5,658	
November	6,265	
December	7,046	
January	7,925	
February	8,541	
March	9,235	
April	9,653	
May	9,653	
June	9,652	

### QUALITY

	Quantity	Base Number	Contract	AT	Region	England
% of FP17s for the same patient ID Re-attending within 3 months - Children	5	492	1.0%	9.4%	11.1%	11.6%
% of FP17s for the same patient ID Re-attending within 3 months - Adults	101	2,134	4.7%	13.9%	15.3%	15.5%
% of FP17s for the same patient ID Re-attending between 3 & 9 months - Children	277	492	56.3%	59.4%	61.1%	58.8%
% of FP17s for the same patient ID Re-attending between 3 & 9 months - Adults	1,512	2,134	70.9%	50.4%	52.3%	51.1%
% of FP17s for Band 1 Urgent Courses	69	2,402	2.9%	10.0%	9.5%	9.0%
% of FP17s Relating to Free Repair or Replacements	0	2,402	0.0%	0.8%	0.7%	0.8%
% of FP17s Relating to Continuations	0	2,402	0.0%	1.0%	0.8%	0.9%
% of Patients satisfied with the dentistry they have received	4	4	N/A	93.9%	93.6%	93.3%
% of Patients satisfied with the time they had to wait for an appointment	4	4	N/A	85.6%	88.8%	88.9%

\* This is based on patients treated on this contract for their most recent course of treatment. Figures in italics indicate the base number of FP17s or Patient Questionnaire responses are less than 100. N/A is shown where the base number of responses is less than 10 during the period. % is calculated as Quantity/Base number\*100

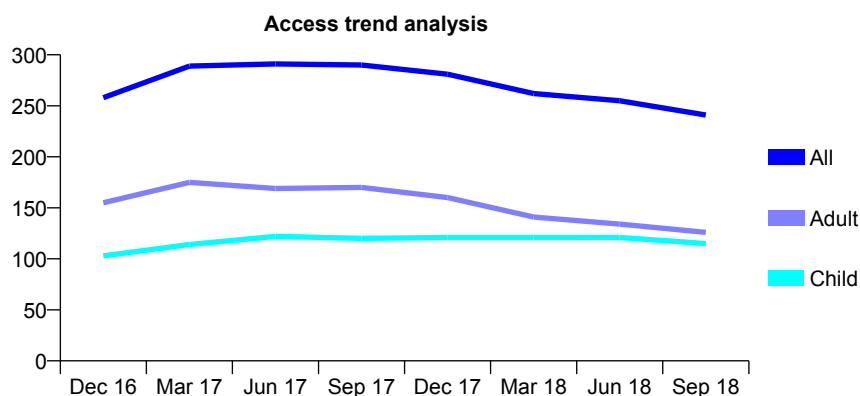
## Q66 - Vital Signs At a Glance Contract Report for 367001/0002 - September 2018

Name or company name	Dr Nina Khaira
Contract type name	GDS Contract
Purpose of contract	General
Contract start date	02/06/2008
Contract end date	

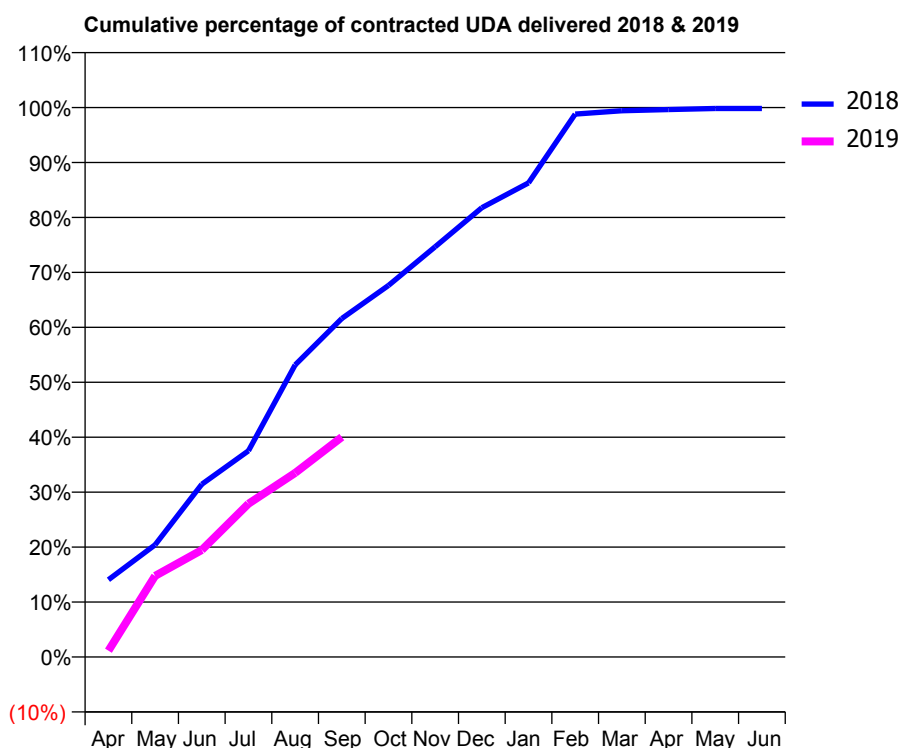
18/19 Contracted general activity (UDA)	535
Carry forward general activity (UDA)	1
18/19 Contracted orthodontic activity (UOA)	0
Carry forward orthodontic activity (UOA)	0
Baseline contract value	£13,853.34

### ACCESS\*

Patients seen in 24 months	Total	Change since previous quarter
Quarter ending September 2017	290	
Quarter ending December 2017	281	↓
Quarter ending March 2018	262	↓
Quarter ending June 2018	255	↓
Quarter ending September 2018	241	↓
<b>Variance since September 2017</b>	<b>(16.9%)</b>	<b>↓</b>



### ACTIVITY



Adjusted Scheduled Activity (UDA)		
Month	2018	2019
April	75	6
May	109	79
June	168	104
July	201	149
August	284	179
September	330	214
October	362	
November	399	
December	437	
January	462	
February	529	
March	532	
April	533	
May	534	
June	534	

### QUALITY

	Quantity	Base Number	Contract	AT	Region	England
% of FP17s for the same patient ID Re-attending within 3 months - Children	6	76	7.9%	9.4%	11.1%	11.6%
% of FP17s for the same patient ID Re-attending within 3 months - Adults	12	55	21.8%	13.9%	15.3%	15.5%
% of FP17s for the same patient ID Re-attending between 3 & 9 months - Children	34	76	44.7%	59.4%	61.1%	58.8%
% of FP17s for the same patient ID Re-attending between 3 & 9 months - Adults	27	55	49.1%	50.4%	52.3%	51.1%
% of FP17s for Band 1 Urgent Courses	6	129	4.7%	10.0%	9.5%	9.0%
% of FP17s Relating to Free Repair or Replacements	1	129	0.8%	0.8%	0.7%	0.8%
% of FP17s Relating to Continuations	0	129	0.0%	1.0%	0.8%	0.9%
% of Patients satisfied with the dentistry they have received	2	2	N/A	93.9%	93.6%	93.3%
% of Patients satisfied with the time they had to wait for an appointment	2	2	N/A	85.6%	88.8%	88.9%

\* This is based on patients treated on this contract for their most recent course of treatment. Figures in italics indicate the base number of FP17s or Patient Questionnaire responses are less than 100. N/A is shown where the base number of responses is less than 10 during the period. % is calculated as Quantity/Base number\*100

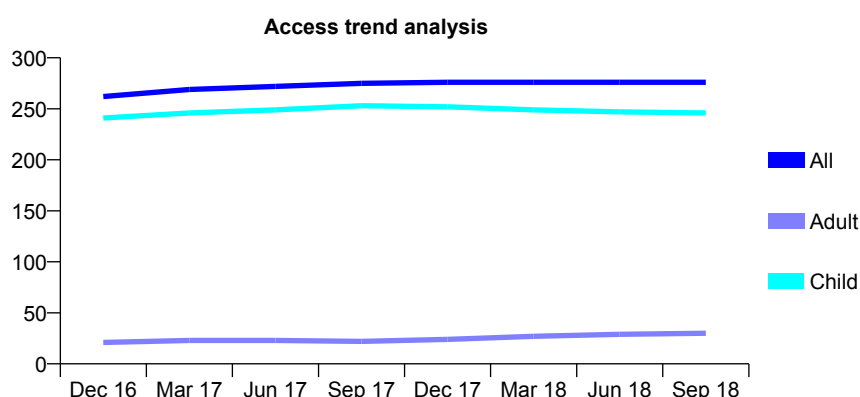
# Q66 - Vital Signs At a Glance Contract Report for 560367/0001 - September 2018

Name or company name	Park Crescent Dental Practice
Contract type name	GDS Contract
Purpose of contract	General
Contract start date	01/04/2006
Contract end date	

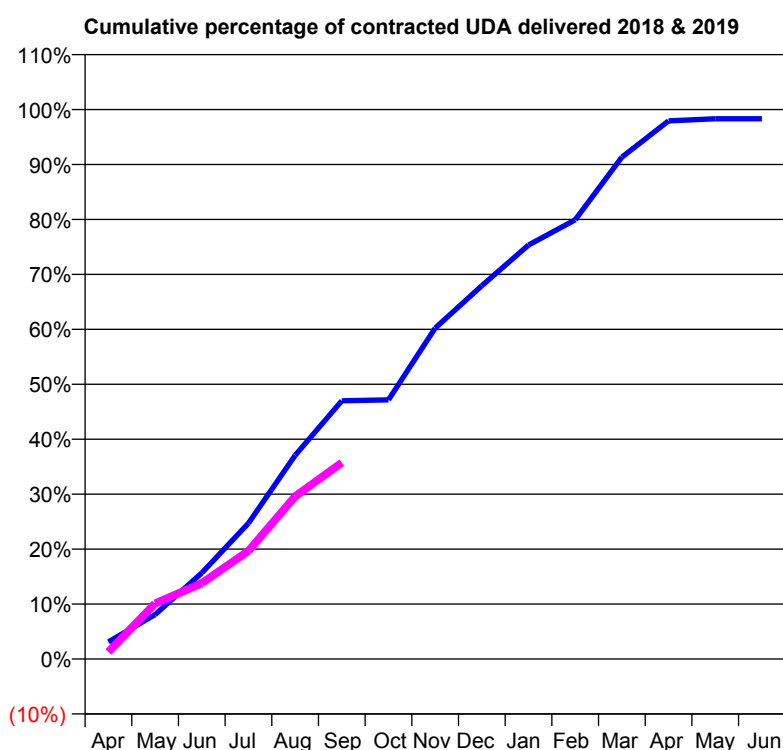
18/19 Contracted general activity (UDA)	544
Carry forward general activity (UDA)	9
18/19 Contracted orthodontic activity (UOA)	0
Carry forward orthodontic activity (UOA)	0
Baseline contract value	£10,484.20

## ACCESS\*

Patients seen in 24 months	Total	Change since previous quarter
Quarter ending September 2017	275	
Quarter ending December 2017	276	→
Quarter ending March 2018	276	→
Quarter ending June 2018	276	→
Quarter ending September 2018	276	→
<b>Variance since September 2017</b>	<b>0.4%</b>	<b>→</b>



## ACTIVITY



Adjusted Scheduled Activity (UDA)		
Month	2018	2019
April	17	7
May	44	55
June	85	75
July	134	107
August	202	161
September	256	194
October	257	
November	328	
December	370	
January	410	
February	435	
March	497	
April	533	
May	535	
June	535	

## QUALITY

	Quantity	Base Number	Contract	AT	Region	England
% of FP17s for the same patient ID Re-attending within 3 months - Children	23	202	11.4%	9.4%	11.1%	11.6%
% of FP17s for the same patient ID Re-attending within 3 months - Adults	0	0	N/A	13.9%	15.3%	15.5%
% of FP17s for the same patient ID Re-attending between 3 & 9 months - Children	137	202	67.8%	59.4%	61.1%	58.8%
% of FP17s for the same patient ID Re-attending between 3 & 9 months - Adults	0	0	N/A	50.4%	52.3%	51.1%
% of FP17s for Band 1 Urgent Courses	2	173	1.2%	10.0%	9.5%	9.0%
% of FP17s Relating to Free Repair or Replacements	0	173	0.0%	0.8%	0.7%	0.8%
% of FP17s Relating to Continuations	0	173	0.0%	1.0%	0.8%	0.9%
% of Patients satisfied with the dentistry they have received	0	0	N/A	93.9%	93.6%	93.3%
% of Patients satisfied with the time they had to wait for an appointment	0	0	N/A	85.6%	88.8%	88.9%

\* This is based on patients treated on this contract for their most recent course of treatment. Figures in italics indicate the base number of FP17s or Patient Questionnaire responses are less than 100. N/A is shown where the base number of responses is less than 10 during the period. % is calculated as Quantity/Base number\*100

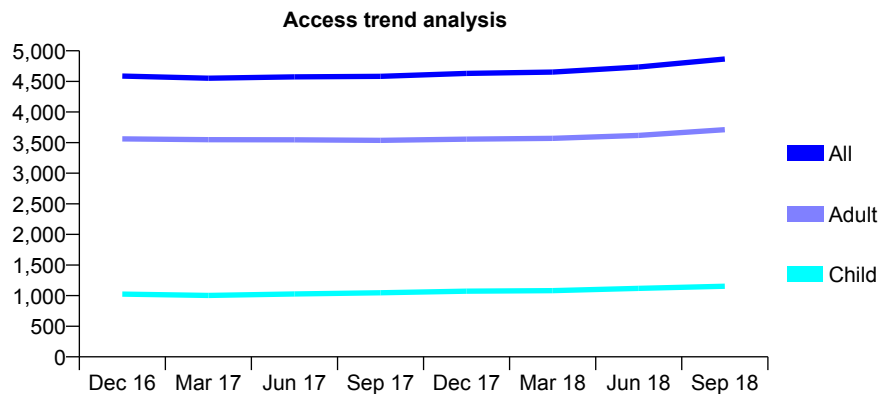
## Q66 - Vital Signs At a Glance Contract Report for 565148/0001 - September 2018

Name or company name	MR PM PROSSER
Contract type name	GDS Contract
Purpose of contract	General
Contract start date	01/04/2006
Contract end date	

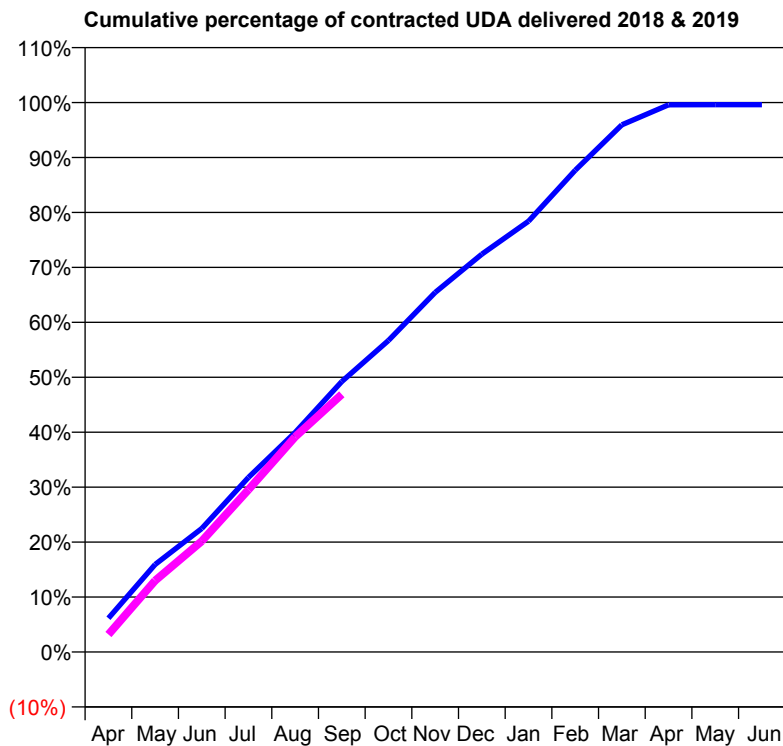
18/19 Contracted general activity (UDA)	16,362
Carry forward general activity (UDA)	64
18/19 Contracted orthodontic activity (UOA)	0
Carry forward orthodontic activity (UOA)	0
Baseline contract value	£425,544.71

### ACCESS\*

Patients seen in 24 months	Total	Change since previous quarter
Quarter ending September 2017	4,583	
Quarter ending December 2017	4,631	→
Quarter ending March 2018	4,652	→
Quarter ending June 2018	4,736	→
Quarter ending September 2018	4,865	↑
<b>Variance since September 2017</b>	<b>6.2%</b>	<b>↑</b>



### ACTIVITY



Adjusted Scheduled Activity (UDA)		
Month	2018	2019
April	1,008	523
May	2,607	2,128
June	3,679	3,303
July	5,201	4,834
August	6,536	6,405
September	8,056	7,673
October	9,279	
November	10,707	
December	11,845	
January	12,825	
February	14,344	
March	15,696	
April	16,295	
May	16,297	
June	16,298	

### QUALITY

	Quantity	Base Number	Contract	AT	Region	England
% of FP17s for the same patient ID Re-attending within 3 months - Children	83	988	8.4%	9.4%	11.1%	11.6%
% of FP17s for the same patient ID Re-attending within 3 months - Adults	520	3,130	16.6%	13.9%	15.3%	15.5%
% of FP17s for the same patient ID Re-attending between 3 & 9 months - Children	648	988	65.6%	59.4%	61.1%	58.8%
% of FP17s for the same patient ID Re-attending between 3 & 9 months - Adults	1,866	3,130	59.6%	50.4%	52.3%	51.1%
% of FP17s for Band 1 Urgent Courses	251	3,864	6.5%	10.0%	9.5%	9.0%
% of FP17s Relating to Free Repair or Replacements	41	3,864	1.1%	0.8%	0.7%	0.8%
% of FP17s Relating to Continuations	127	3,864	3.3%	1.0%	0.8%	0.9%
% of Patients satisfied with the dentistry they have received	6	6	N/A	93.9%	93.6%	93.3%
% of Patients satisfied with the time they had to wait for an appointment	6	6	N/A	85.6%	88.8%	88.9%

\* This is based on patients treated on this contract for their most recent course of treatment. Figures in italics indicate the base number of FP17s or Patient Questionnaire responses are less than 100. N/A is shown where the base number of responses is less than 10 during the period. % is calculated as Quantity/Base number\*100

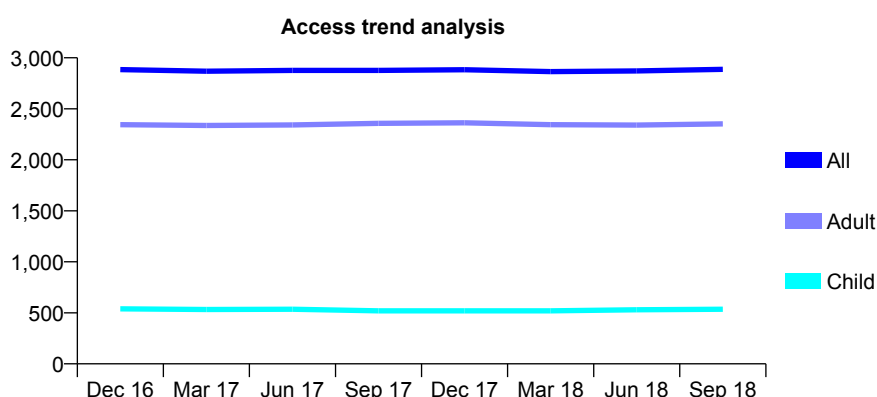
# Q66 - Vital Signs At a Glance Contract Report for 566837/0001 - September 2018

Name or company name	MR K MCGAREY
Contract type name	GDS Contract
Purpose of contract	General
Contract start date	01/04/2006
Contract end date	

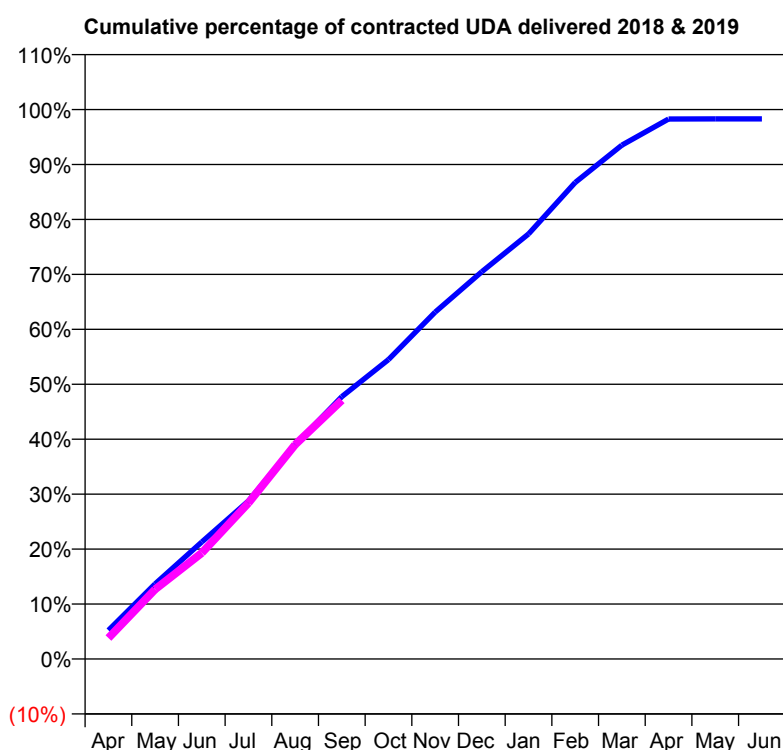
18/19 Contracted general activity (UDA)	10,175
Carry forward general activity (UDA)	173
18/19 Contracted orthodontic activity (UOA)	0
Carry forward orthodontic activity (UOA)	0
Baseline contract value	£240,894.43

## ACCESS\*

Patients seen in 24 months	Total	Change since previous quarter
Quarter ending September 2017	2,876	
Quarter ending December 2017	2,883	→
Quarter ending March 2018	2,865	→
Quarter ending June 2018	2,871	→
Quarter ending September 2018	2,887	→
<b>Variance since September 2017</b>	<b>0.4%</b>	<b>→</b>



## ACTIVITY



Adjusted Scheduled Activity (UDA)		
Month	2018	2019
April	531	389
May	1,392	1,290
June	2,167	1,965
July	2,927	2,891
August	3,967	3,968
September	4,858	4,791
October	5,544	
November	6,423	
December	7,172	
January	7,871	
February	8,822	
March	9,514	
April	9,999	
May	10,002	
June	10,002	

## QUALITY

	Quantity	Base Number	Contract	AT	Region	England
% of FP17s for the same patient ID Re-attending within 3 months - Children	46	489	9.4%	9.4%	11.1%	11.6%
% of FP17s for the same patient ID Re-attending within 3 months - Adults	355	2,091	17.0%	13.9%	15.3%	15.5%
% of FP17s for the same patient ID Re-attending between 3 & 9 months - Children	290	489	59.3%	59.4%	61.1%	58.8%
% of FP17s for the same patient ID Re-attending between 3 & 9 months - Adults	1,165	2,091	55.7%	50.4%	52.3%	51.1%
% of FP17s for Band 1 Urgent Courses	240	2,388	10.1%	10.0%	9.5%	9.0%
% of FP17s Relating to Free Repair or Replacements	37	2,388	1.5%	0.8%	0.7%	0.8%
% of FP17s Relating to Continuations	58	2,388	2.4%	1.0%	0.8%	0.9%
% of Patients satisfied with the dentistry they have received	2	2	N/A	93.9%	93.6%	93.3%
% of Patients satisfied with the time they had to wait for an appointment	2	2	N/A	85.6%	88.8%	88.9%

\* This is based on patients treated on this contract for their most recent course of treatment. Figures in italics indicate the base number of FP17s or Patient Questionnaire responses are less than 100. N/A is shown where the base number of responses is less than 10 during the period. % is calculated as Quantity/Base number\*100

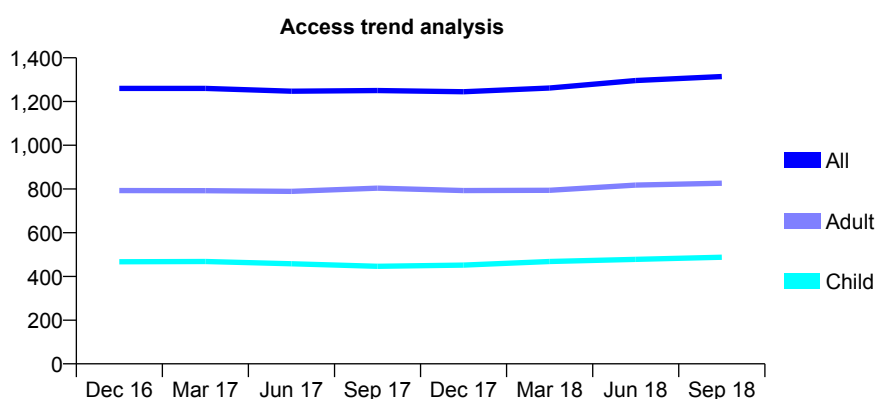
## Q66 - Vital Signs At a Glance Contract Report for 632252/0002 - September 2018

Name or company name	MR R MACRAE
Contract type name	GDS Contract
Purpose of contract	General
Contract start date	01/04/2006
Contract end date	

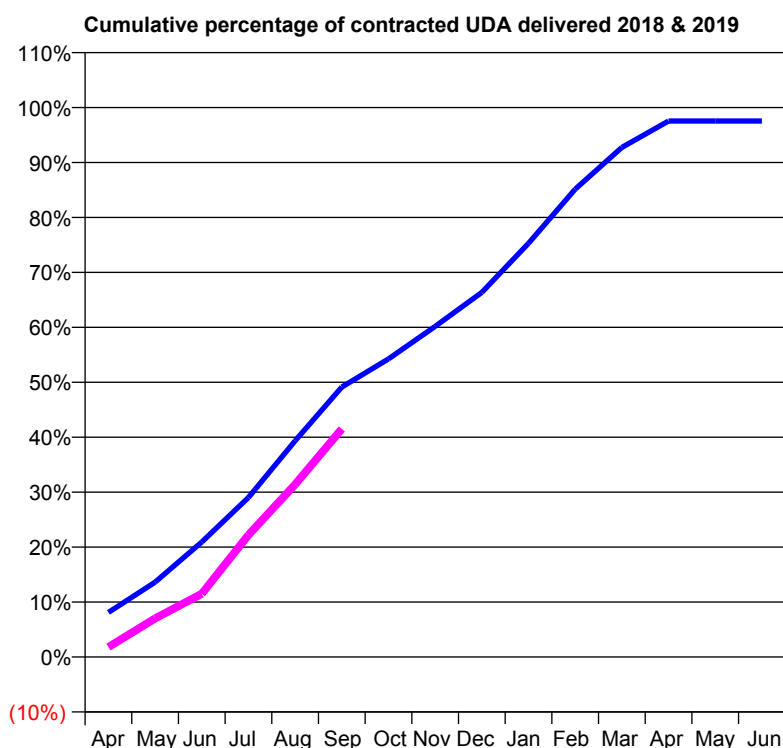
18/19 Contracted general activity (UDA)	1,000
Carry forward general activity (UDA)	25
18/19 Contracted orthodontic activity (UOA)	0
Carry forward orthodontic activity (UOA)	0
Baseline contract value	£21,649.80

### ACCESS\*

Patients seen in 24 months	Total	Change since previous quarter
Quarter ending September 2017	1,250	
Quarter ending December 2017	1,245	→
Quarter ending March 2018	1,262	→
Quarter ending June 2018	1,296	↑
Quarter ending September 2018	1,314	→
<b>Variance since September 2017</b>	<b>5.1%</b>	<b>↑</b>



### ACTIVITY



Adjusted Scheduled Activity (UDA)		
Month	2018	2019
April	81	18
May	136	70
June	209	115
July	290	222
August	393	314
September	491	415
October	543	
November	602	
December	664	
January	753	
February	851	
March	927	
April	975	
May	975	
June	975	

### QUALITY

	Quantity	Base Number	Contract	AT	Region	England
% of FP17s for the same patient ID Re-attending within 3 months - Children	23	418	5.5%	9.4%	11.1%	11.6%
% of FP17s for the same patient ID Re-attending within 3 months - Adults	81	646	12.5%	13.9%	15.3%	15.5%
% of FP17s for the same patient ID Re-attending between 3 & 9 months - Children	259	418	62.0%	59.4%	61.1%	58.8%
% of FP17s for the same patient ID Re-attending between 3 & 9 months - Adults	392	646	60.7%	50.4%	52.3%	51.1%
% of FP17s for Band 1 Urgent Courses	10	294	3.4%	10.0%	9.5%	9.0%
% of FP17s Relating to Free Repair or Replacements	1	294	0.3%	0.8%	0.7%	0.8%
% of FP17s Relating to Continuations	1	294	0.3%	1.0%	0.8%	0.9%
% of Patients satisfied with the dentistry they have received	0	0	N/A	93.9%	93.6%	93.3%
% of Patients satisfied with the time they had to wait for an appointment	0	0	N/A	85.6%	88.8%	88.9%

\* This is based on patients treated on this contract for their most recent course of treatment. Figures in italics indicate the base number of FP17s or Patient Questionnaire responses are less than 100. N/A is shown where the base number of responses is less than 10 during the period. % is calculated as Quantity/Base number\*100



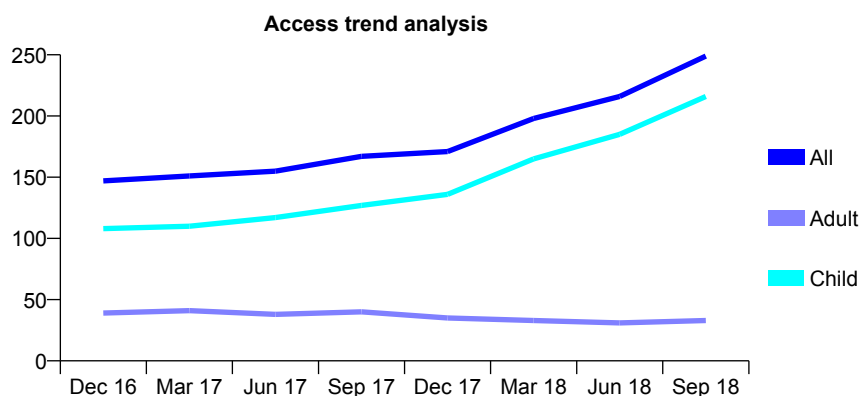
## Q66 - Vital Signs At a Glance Contract Report for 636185/0001 - September 2018

Name or company name	Natalie Francesca Elliott
Contract type name	GDS Contract
Purpose of contract	General
Contract start date	01/04/2006
Contract end date	

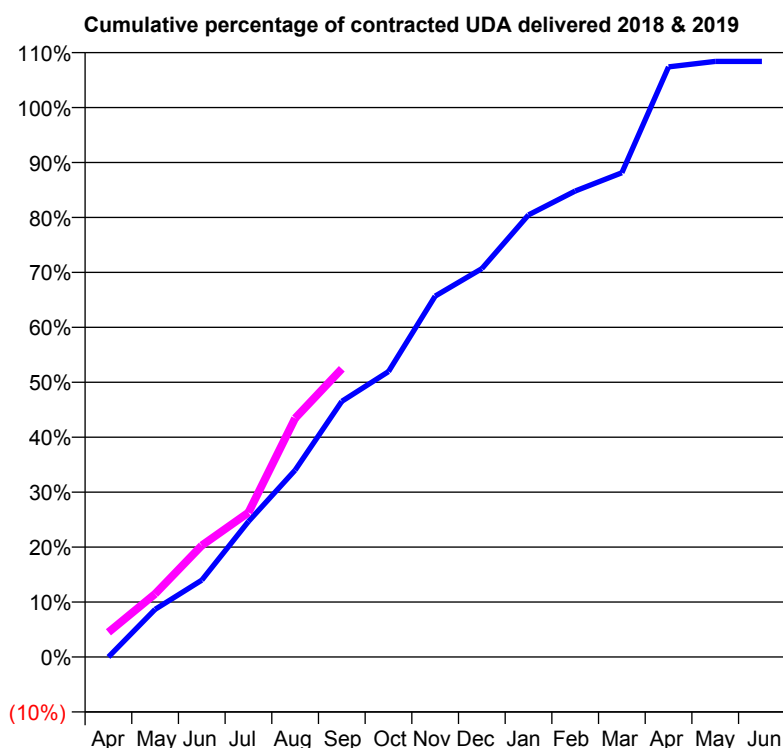
18/19 Contracted general activity (UDA)	400
Carry forward general activity (UDA)	-6
18/19 Contracted orthodontic activity (UOA)	0
Carry forward orthodontic activity (UOA)	0
Baseline contract value	£9,170.12

### ACCESS\*

Patients seen in 24 months	Total	Change since previous quarter
Quarter ending September 2017	167	
Quarter ending December 2017	171	↑
Quarter ending March 2018	198	↑
Quarter ending June 2018	216	↑
Quarter ending September 2018	249	↑
<b>Variance since September 2017</b>	<b>49.1%</b>	<b>↑</b>



### ACTIVITY



Adjusted Scheduled Activity (UDA)		
Month	2018	2019
April	0	18
May	26	46
June	42	81
July	74	105
August	102	174
September	140	210
October	156	
November	197	
December	212	
January	241	
February	254	
March	264	
April	322	
May	325	
June	325	

### QUALITY

	Quantity	Base Number	Contract	AT	Region	England
% of FP17s for the same patient ID Re-attending within 3 months - Children	13	211	6.2%	9.4%	11.1%	11.6%
% of FP17s for the same patient ID Re-attending within 3 months - Adults	0	13	0.0%	13.9%	15.3%	15.5%
% of FP17s for the same patient ID Re-attending between 3 & 9 months - Children	91	211	43.1%	59.4%	61.1%	58.8%
% of FP17s for the same patient ID Re-attending between 3 & 9 months - Adults	5	13	38.5%	50.4%	52.3%	51.1%
% of FP17s for Band 1 Urgent Courses	4	167	2.4%	10.0%	9.5%	9.0%
% of FP17s Relating to Free Repair or Replacements	0	167	0.0%	0.8%	0.7%	0.8%
% of FP17s Relating to Continuations	0	167	0.0%	1.0%	0.8%	0.9%
% of Patients satisfied with the dentistry they have received	0	0	N/A	93.9%	93.6%	93.3%
% of Patients satisfied with the time they had to wait for an appointment	0	0	N/A	85.6%	88.8%	88.9%

\* This is based on patients treated on this contract for their most recent course of treatment. Figures in italics indicate the base number of FP17s or Patient Questionnaire responses are less than 100. N/A is shown where the base number of responses is less than 10 during the period. % is calculated as Quantity/Base number\*100

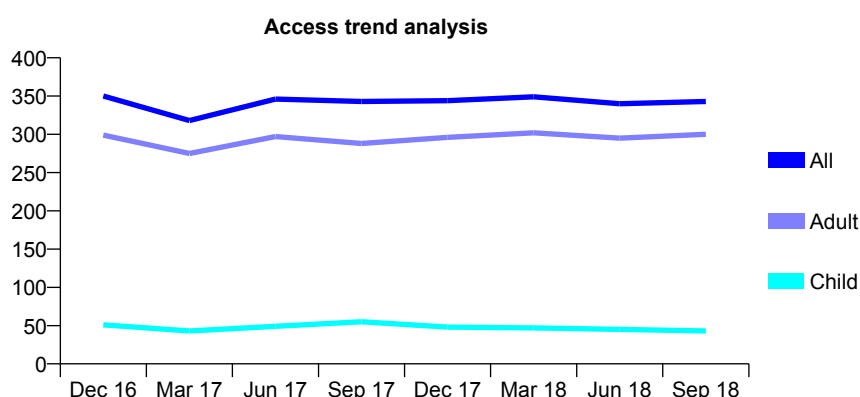
# Q66 - Vital Signs At a Glance Contract Report for 641308/0002 - September 2018

Name or company name	MR JN CHOPE
Contract type name	GDS Contract
Purpose of contract	General
Contract start date	01/04/2006
Contract end date	

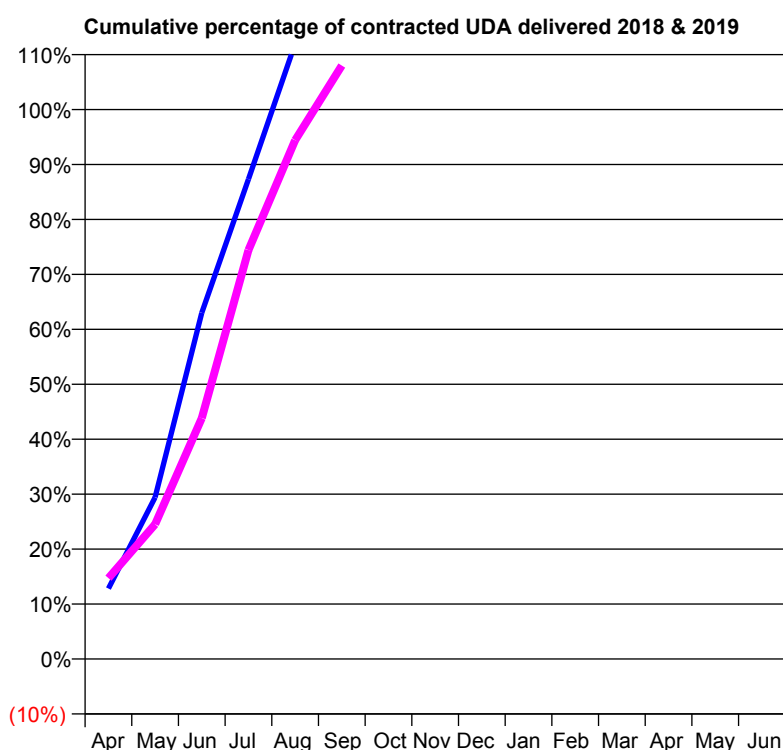
18/19 Contracted general activity (UDA)	265
Carry forward general activity (UDA)	0
18/19 Contracted orthodontic activity (UOA)	0
Carry forward orthodontic activity (UOA)	0
Baseline contract value	£70,962.77

## ACCESS\*

Patients seen in 24 months	Total	Change since previous quarter
Quarter ending September 2017	343	
Quarter ending December 2017	344	→
Quarter ending March 2018	349	→
Quarter ending June 2018	340	↓
Quarter ending September 2018	343	→
<b>Variance since September 2017</b>	<b>0.0%</b>	<b>→</b>



## ACTIVITY



Adjusted Scheduled Activity (UDA)		
Month	2018	2019
April	34	39
May	78	65
June	167	116
July	231	197
August	297	250
September	368	286
October	422	
November	477	
December	510	
January	582	
February	647	
March	701	
April	734	
May	742	
June	742	

## QUALITY

	Quantity	Base Number	Contract	AT	Region	England
% of FP17s for the same patient ID Re-attending within 3 months - Children	1	31	3.2%	9.4%	11.1%	11.6%
% of FP17s for the same patient ID Re-attending within 3 months - Adults	12	130	9.2%	13.9%	15.3%	15.5%
% of FP17s for the same patient ID Re-attending between 3 & 9 months - Children	25	31	80.6%	59.4%	61.1%	58.8%
% of FP17s for the same patient ID Re-attending between 3 & 9 months - Adults	26	130	20.0%	50.4%	52.3%	51.1%
% of FP17s for Band 1 Urgent Courses	1	147	0.7%	10.0%	9.5%	9.0%
% of FP17s Relating to Free Repair or Replacements	0	147	0.0%	0.8%	0.7%	0.8%
% of FP17s Relating to Continuations	1	147	0.7%	1.0%	0.8%	0.9%
% of Patients satisfied with the dentistry they have received	2	2	N/A	93.9%	93.6%	93.3%
% of Patients satisfied with the time they had to wait for an appointment	2	2	N/A	85.6%	88.8%	88.9%

\* This is based on patients treated on this contract for their most recent course of treatment. Figures in italics indicate the base number of FP17s or Patient Questionnaire responses are less than 100. N/A is shown where the base number of responses is less than 10 during the period. % is calculated as Quantity/Base number\*100

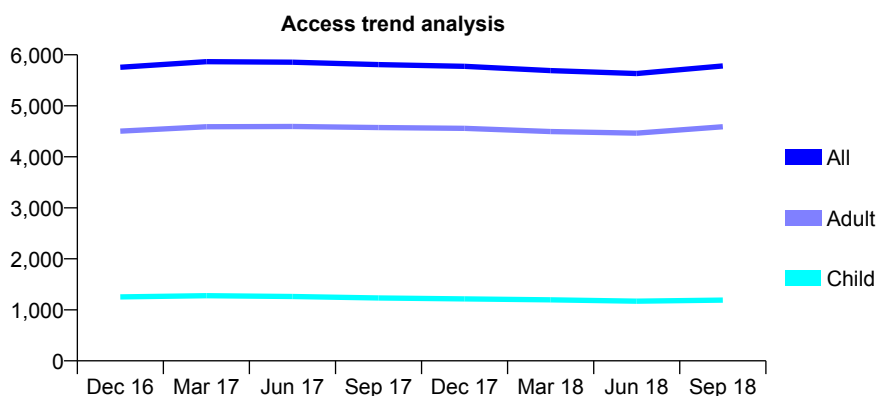
## Q66 - Vital Signs At a Glance Contract Report for 641308/0003 - September 2018

Name or company name	MR JN CHOPE
Contract type name	GDS Contract
Purpose of contract	General
Contract start date	01/10/2009
Contract end date	

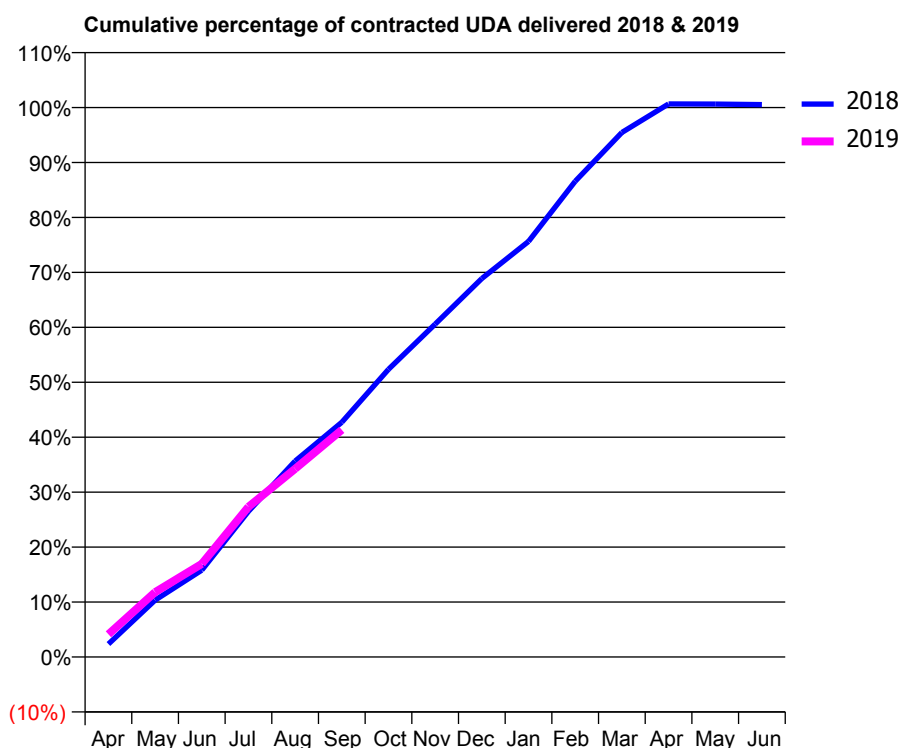
18/19 Contracted general activity (UDA)	22,792
Carry forward general activity (UDA)	-137
18/19 Contracted orthodontic activity (UOA)	0
Carry forward orthodontic activity (UOA)	0
Baseline contract value	£692,237.74

### ACCESS\*

Patients seen in 24 months	Total	Change since previous quarter
Quarter ending September 2017	5,807	
Quarter ending December 2017	5,773	→
Quarter ending March 2018	5,691	↓
Quarter ending June 2018	5,633	↓
Quarter ending September 2018	5,781	↑
<b>Variance since September 2017</b>	<b>(0.4%)</b>	<b>→</b>



### ACTIVITY



Adjusted Scheduled Activity (UDA)		
Month	2018	2019
April	474	943
May	2,071	2,692
June	3,164	3,861
July	5,301	6,233
August	7,134	7,809
September	8,546	9,425
October	10,473	
November	12,115	
December	13,775	
January	15,125	
February	17,316	
March	19,090	
April	20,130	
May	20,126	
June	20,107	

### QUALITY

	Quantity	Base Number	Contract	AT	Region	England
% of FP17s for the same patient ID Re-attending within 3 months - Children	126	928	13.6%	9.4%	11.1%	11.6%
% of FP17s for the same patient ID Re-attending within 3 months - Adults	614	3,555	17.3%	13.9%	15.3%	15.5%
% of FP17s for the same patient ID Re-attending between 3 & 9 months - Children	547	928	58.9%	59.4%	61.1%	58.8%
% of FP17s for the same patient ID Re-attending between 3 & 9 months - Adults	2,098	3,555	59.0%	50.4%	52.3%	51.1%
% of FP17s for Band 1 Urgent Courses	563	4,173	13.5%	10.0%	9.5%	9.0%
% of FP17s Relating to Free Repair or Replacements	47	4,173	1.1%	0.8%	0.7%	0.8%
% of FP17s Relating to Continuations	107	4,173	2.6%	1.0%	0.8%	0.9%
% of Patients satisfied with the dentistry they have received	34	38	89.5%	93.9%	93.6%	93.3%
% of Patients satisfied with the time they had to wait for an appointment	34	38	89.5%	85.6%	88.8%	88.9%

\* This is based on patients treated on this contract for their most recent course of treatment. Figures in italics indicate the base number of FP17s or Patient Questionnaire responses are less than 100. N/A is shown where the base number of responses is less than 10 during the period. % is calculated as Quantity/Base number\*100

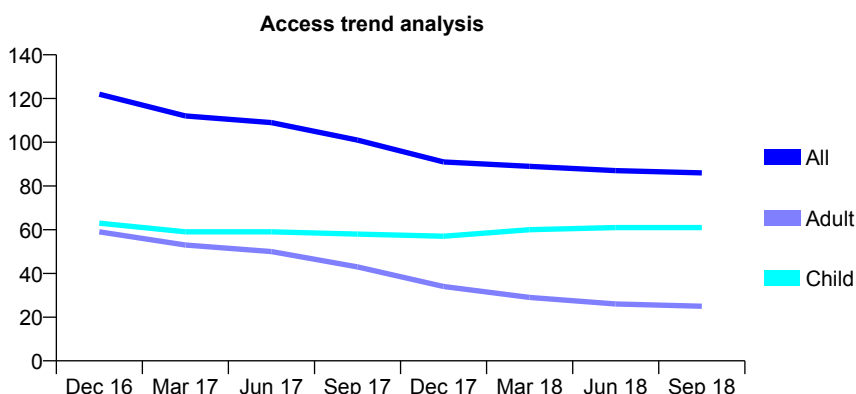
## Q66 - Vital Signs At a Glance Contract Report for 642096/0001 - September 2018

Name or company name	MR RA JENKINS
Contract type name	GDS Contract
Purpose of contract	General
Contract start date	01/04/2006
Contract end date	

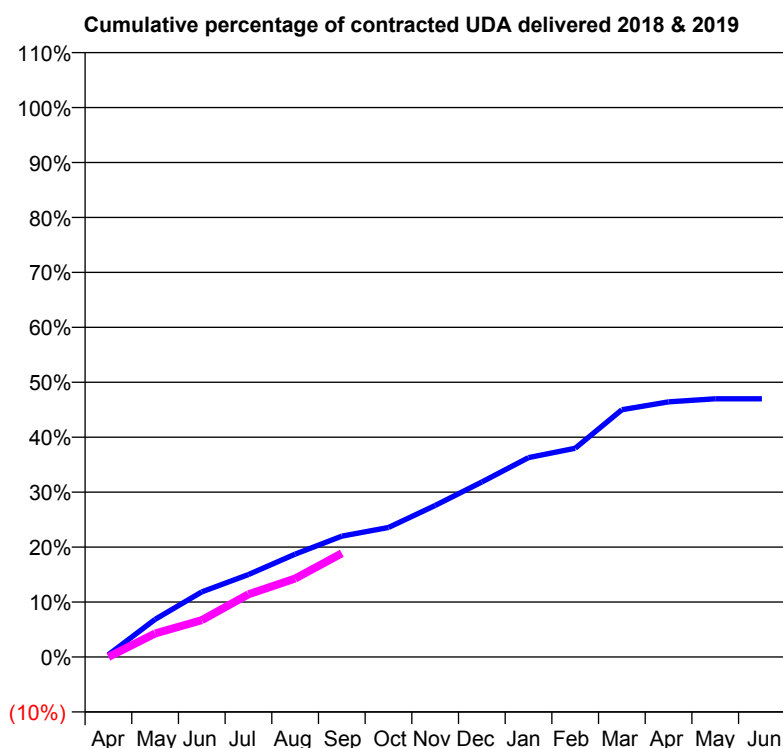
18/19 Contracted general activity (UDA)	700
Carry forward general activity (UDA)	0
18/19 Contracted orthodontic activity (UOA)	0
Carry forward orthodontic activity (UOA)	0
Baseline contract value	£16,211.10

### ACCESS\*

Patients seen in 24 months	Total	Change since previous quarter
Quarter ending September 2017	101	
Quarter ending December 2017	91	↓
Quarter ending March 2018	89	↓
Quarter ending June 2018	87	↓
Quarter ending September 2018	86	↓
<b>Variance since September 2017</b>	<b>(14.9%)</b>	<b>↓</b>



### ACTIVITY



Adjusted Scheduled Activity (UDA)		
Month	2018	2019
April	3	0
May	48	30
June	83	47
July	105	80
August	131	100
September	154	132
October	165	
November	193	
December	223	
January	254	
February	266	
March	315	
April	325	
May	329	
June	329	

### QUALITY

	Quantity	Base Number	Contract	AT	Region	England
% of FP17s for the same patient ID Re-attending within 3 months - Children	2	45	4.4%	9.4%	11.1%	11.6%
% of FP17s for the same patient ID Re-attending within 3 months - Adults	1	25	4.0%	13.9%	15.3%	15.5%
% of FP17s for the same patient ID Re-attending between 3 & 9 months - Children	35	45	77.8%	59.4%	61.1%	58.8%
% of FP17s for the same patient ID Re-attending between 3 & 9 months - Adults	23	25	92.0%	50.4%	52.3%	51.1%
% of FP17s for Band 1 Urgent Courses	0	63	0.0%	10.0%	9.5%	9.0%
% of FP17s Relating to Free Repair or Replacements	0	63	0.0%	0.8%	0.7%	0.8%
% of FP17s Relating to Continuations	0	63	0.0%	1.0%	0.8%	0.9%
% of Patients satisfied with the dentistry they have received	0	0	N/A	93.9%	93.6%	93.3%
% of Patients satisfied with the time they had to wait for an appointment	0	0	N/A	85.6%	88.8%	88.9%

\* This is based on patients treated on this contract for their most recent course of treatment. Figures in italics indicate the base number of FP17s or Patient Questionnaire responses are less than 100. N/A is shown where the base number of responses is less than 10 during the period. % is calculated as Quantity/Base number\*100

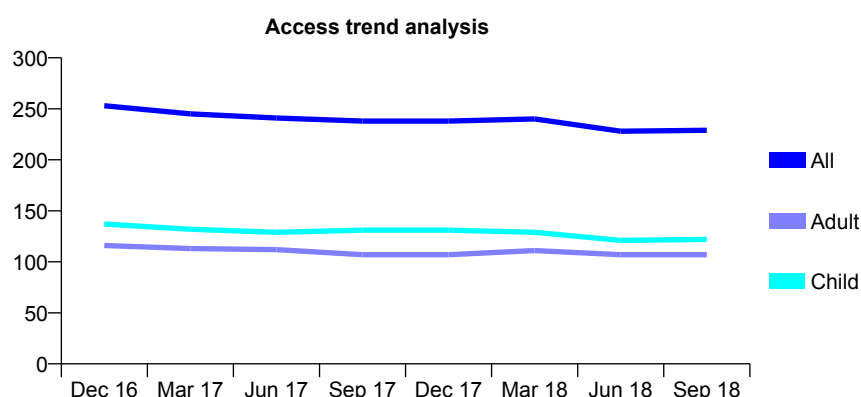
# Q66 - Vital Signs At a Glance Contract Report for 648949/0001 - September 2018

Name or company name	MR AC POWELL
Contract type name	GDS Contract
Purpose of contract	General
Contract start date	01/04/2006
Contract end date	

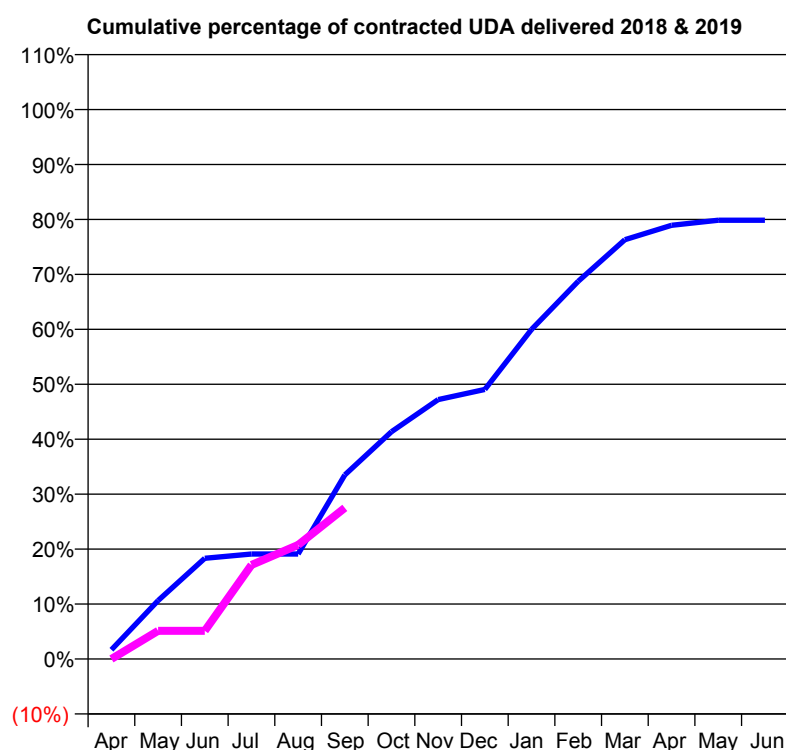
18/19 Contracted general activity (UDA)	800
Carry forward general activity (UDA)	0
18/19 Contracted orthodontic activity (UOA)	0
Carry forward orthodontic activity (UOA)	0
Baseline contract value	£26,714.12

## ACCESS\*

Patients seen in 24 months	Total	Change since previous quarter
Quarter ending September 2017	238	
Quarter ending December 2017	238	→
Quarter ending March 2018	240	→
Quarter ending June 2018	228	↓
Quarter ending September 2018	229	→
<b>Variance since September 2017</b>	<b>(3.8%)</b>	<b>↓</b>



## ACTIVITY



Adjusted Scheduled Activity (UDA)		
Month	2018	2019
April	11	0
May	69	41
June	119	41
July	124	137
August	124	166
September	218	220
October	269	
November	307	
December	319	
January	390	
February	447	
March	496	
April	513	
May	519	
June	519	

## QUALITY

	Quantity	Base Number	Contract	AT	Region	England
% of FP17s for the same patient ID Re-attending within 3 months - Children	3	85	3.5%	9.4%	11.1%	11.6%
% of FP17s for the same patient ID Re-attending within 3 months - Adults	4	48	8.3%	13.9%	15.3%	15.5%
% of FP17s for the same patient ID Re-attending between 3 & 9 months - Children	59	85	69.4%	59.4%	61.1%	58.8%
% of FP17s for the same patient ID Re-attending between 3 & 9 months - Adults	28	48	58.3%	50.4%	52.3%	51.1%
% of FP17s for Band 1 Urgent Courses	0	124	0.0%	10.0%	9.5%	9.0%
% of FP17s Relating to Free Repair or Replacements	0	124	0.0%	0.8%	0.7%	0.8%
% of FP17s Relating to Continuations	0	124	0.0%	1.0%	0.8%	0.9%
% of Patients satisfied with the dentistry they have received	0	0	N/A	93.9%	93.6%	93.3%
% of Patients satisfied with the time they had to wait for an appointment	0	0	N/A	85.6%	88.8%	88.9%

\* This is based on patients treated on this contract for their most recent course of treatment. Figures in italics indicate the base number of FP17s or Patient Questionnaire responses are less than 100. N/A is shown where the base number of responses is less than 10 during the period. % is calculated as Quantity/Base number\*100

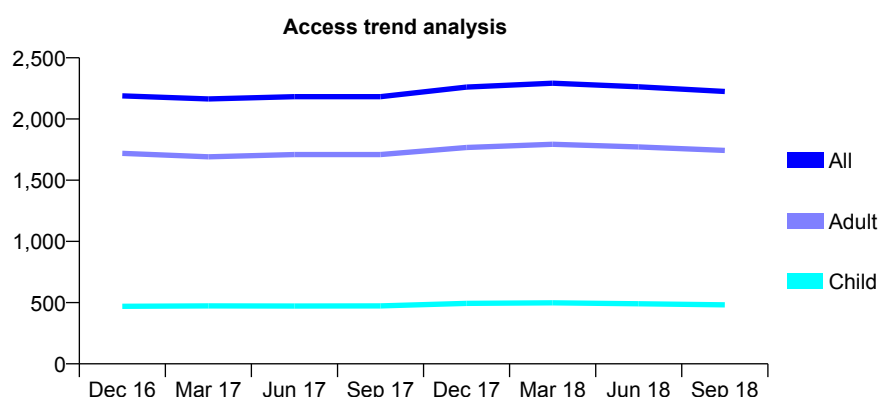
# Q66 - Vital Signs At a Glance Contract Report for 673633/0001 - September 2018

Name or company name	MR A AHMADABADI-AGHDAM
Contract type name	GDS Contract
Purpose of contract	General
Contract start date	01/04/2006
Contract end date	

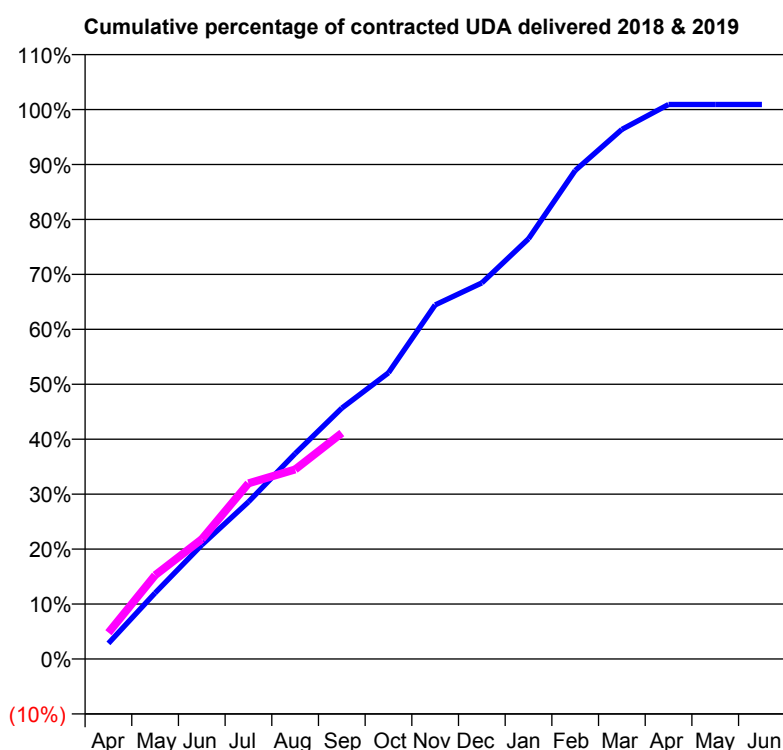
18/19 Contracted general activity (UDA)	7,290
Carry forward general activity (UDA)	-66
18/19 Contracted orthodontic activity (UOA)	0
Carry forward orthodontic activity (UOA)	0
Baseline contract value	£164,331.94

## ACCESS\*

Patients seen in 24 months	Total	Change since previous quarter
Quarter ending September 2017	2,183	
Quarter ending December 2017	2,261	↑
Quarter ending March 2018	2,292	→
Quarter ending June 2018	2,263	↓
Quarter ending September 2018	2,225	↓
<b>Variance since September 2017</b>	<b>1.9%</b>	<b>→</b>



## ACTIVITY



Adjusted Scheduled Activity (UDA)		
Month	2018	2019
April	208	349
May	876	1,112
June	1,514	1,589
July	2,086	2,330
August	2,725	2,515
September	3,328	2,997
October	3,798	
November	4,698	
December	4,990	
January	5,575	
February	6,481	
March	7,026	
April	7,356	
May	7,356	
June	7,356	

## QUALITY

	Quantity	Base Number	Contract	AT	Region	England
% of FP17s for the same patient ID Re-attending within 3 months - Children	25	360	6.9%	9.4%	11.1%	11.6%
% of FP17s for the same patient ID Re-attending within 3 months - Adults	203	1,278	15.9%	13.9%	15.3%	15.5%
% of FP17s for the same patient ID Re-attending between 3 & 9 months - Children	247	360	68.6%	59.4%	61.1%	58.8%
% of FP17s for the same patient ID Re-attending between 3 & 9 months - Adults	791	1,278	61.9%	50.4%	52.3%	51.1%
% of FP17s for Band 1 Urgent Courses	157	1,481	10.6%	10.0%	9.5%	9.0%
% of FP17s Relating to Free Repair or Replacements	3	1,481	0.2%	0.8%	0.7%	0.8%
% of FP17s Relating to Continuations	7	1,481	0.5%	1.0%	0.8%	0.9%
% of Patients satisfied with the dentistry they have received	5	5	N/A	93.9%	93.6%	93.3%
% of Patients satisfied with the time they had to wait for an appointment	5	5	N/A	85.6%	88.8%	88.9%

\* This is based on patients treated on this contract for their most recent course of treatment. Figures in italics indicate the base number of FP17s or Patient Questionnaire responses are less than 100. N/A is shown where the base number of responses is less than 10 during the period. % is calculated as Quantity/Base number\*100

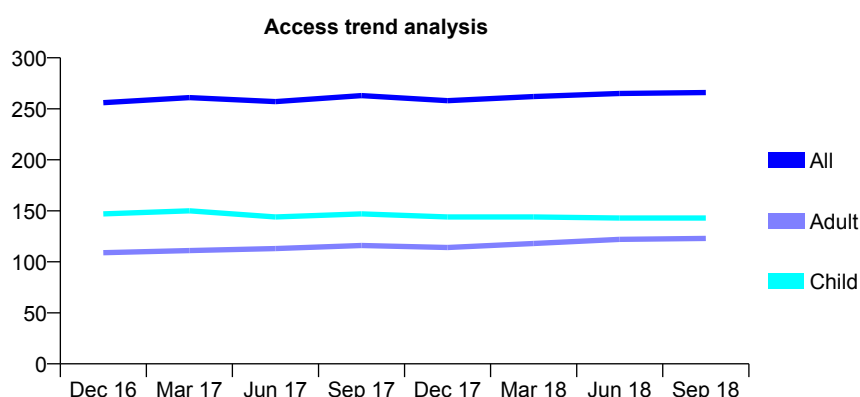
# Q66 - Vital Signs At a Glance Contract Report for 679798/0001 - September 2018

Name or company name	MISS CE SHAW
Contract type name	GDS Contract
Purpose of contract	General
Contract start date	02/04/2012
Contract end date	

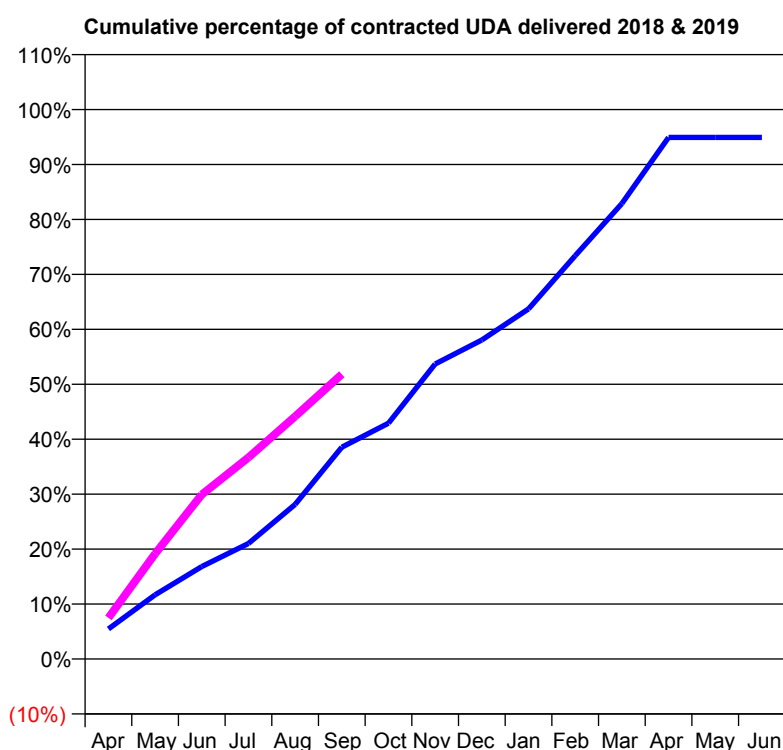
18/19 Contracted general activity (UDA)	548
Carry forward general activity (UDA)	0
18/19 Contracted orthodontic activity (UOA)	0
Carry forward orthodontic activity (UOA)	0
Baseline contract value	£12,833.28

## ACCESS\*

Patients seen in 24 months	Total	Change since previous quarter
Quarter ending September 2017	263	
Quarter ending December 2017	258	↓
Quarter ending March 2018	262	→
Quarter ending June 2018	265	→
Quarter ending September 2018	266	→
<b>Variance since September 2017</b>	<b>1.1%</b>	<b>→</b>



## ACTIVITY



Adjusted Scheduled Activity (UDA)		
Month	2018	2019
April	30	41
May	64	105
June	92	164
July	115	201
August	154	242
September	211	284
October	235	
November	294	
December	318	
January	349	
February	402	
March	454	
April	520	
May	520	
June	520	

## QUALITY

	Quantity	Base Number	Contract	AT	Region	England
% of FP17s for the same patient ID Re-attending within 3 months - Children	2	143	1.4%	9.4%	11.1%	11.6%
% of FP17s for the same patient ID Re-attending within 3 months - Adults	2	73	2.7%	13.9%	15.3%	15.5%
% of FP17s for the same patient ID Re-attending between 3 & 9 months - Children	107	143	74.8%	59.4%	61.1%	58.8%
% of FP17s for the same patient ID Re-attending between 3 & 9 months - Adults	37	73	50.7%	50.4%	52.3%	51.1%
% of FP17s for Band 1 Urgent Courses	0	189	0.0%	10.0%	9.5%	9.0%
% of FP17s Relating to Free Repair or Replacements	0	189	0.0%	0.8%	0.7%	0.8%
% of FP17s Relating to Continuations	0	189	0.0%	1.0%	0.8%	0.9%
% of Patients satisfied with the dentistry they have received	0	0	N/A	93.9%	93.6%	93.3%
% of Patients satisfied with the time they had to wait for an appointment	0	0	N/A	85.6%	88.8%	88.9%

\* This is based on patients treated on this contract for their most recent course of treatment. Figures in italics indicate the base number of FP17s or Patient Questionnaire responses are less than 100. N/A is shown where the base number of responses is less than 10 during the period. % is calculated as Quantity/Base number\*100



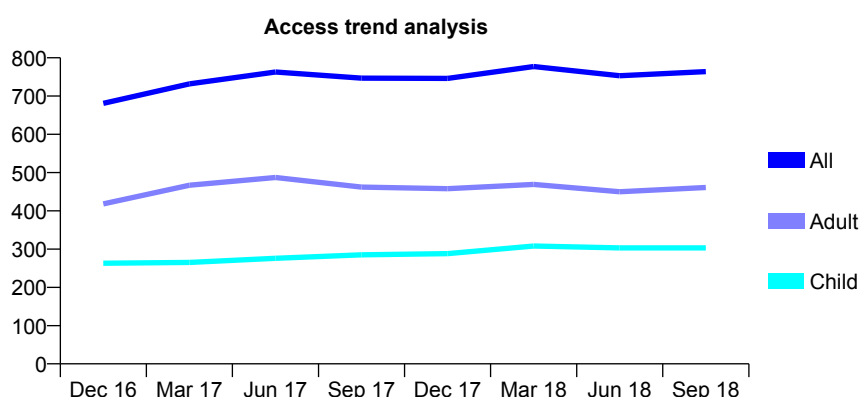
# Q66 - Vital Signs At a Glance Contract Report for 680451/0001 - September 2018

Name or company name	MR CB MCCONNELL
Contract type name	GDS Contract
Purpose of contract	General
Contract start date	01/09/2007
Contract end date	

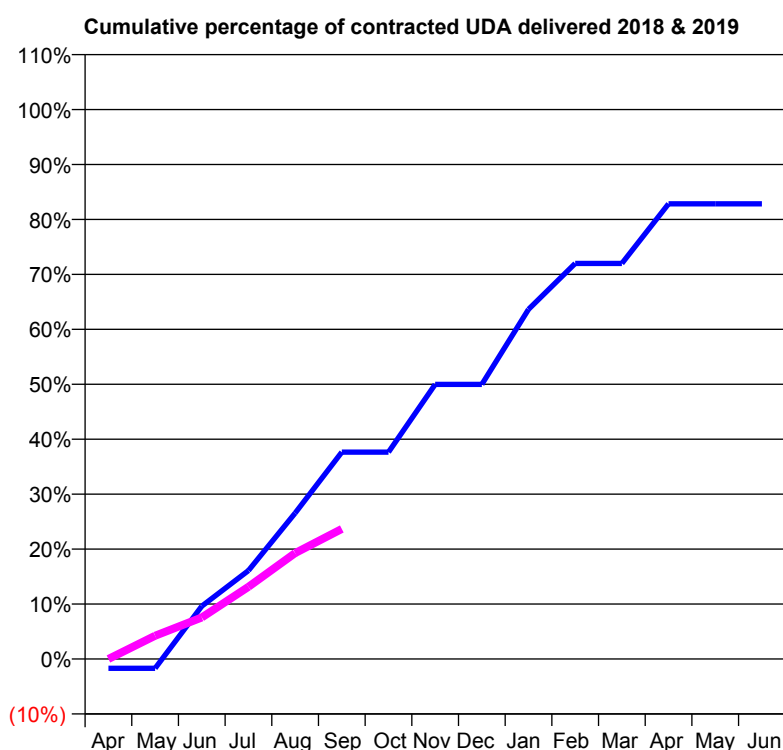
18/19 Contracted general activity (UDA)	3,134
Carry forward general activity (UDA)	0
18/19 Contracted orthodontic activity (UOA)	0
Carry forward orthodontic activity (UOA)	0
Baseline contract value	£70,747.67

## ACCESS\*

Patients seen in 24 months	Total	Change since previous quarter
Quarter ending September 2017	747	
Quarter ending December 2017	746	→
Quarter ending March 2018	777	↑
Quarter ending June 2018	753	↓
Quarter ending September 2018	764	→
<b>Variance since September 2017</b>	<b>2.3%</b>	<b>↑</b>



## ACTIVITY



Adjusted Scheduled Activity (UDA)		
Month	2018	2019
April	-54	0
May	-54	133
June	302	237
July	504	412
August	832	604
September	1,180	742
October	1,180	
November	1,566	
December	1,566	
January	1,994	
February	2,256	
March	2,256	
April	2,596	
May	2,596	
June	2,596	

## QUALITY

	Quantity	Base Number	Contract	AT	Region	England
% of FP17s for the same patient ID Re-attending within 3 months - Children	10	192	5.2%	9.4%	11.1%	11.6%
% of FP17s for the same patient ID Re-attending within 3 months - Adults	31	278	11.2%	13.9%	15.3%	15.5%
% of FP17s for the same patient ID Re-attending between 3 & 9 months - Children	110	192	57.3%	59.4%	61.1%	58.8%
% of FP17s for the same patient ID Re-attending between 3 & 9 months - Adults	154	278	55.4%	50.4%	52.3%	51.1%
% of FP17s for Band 1 Urgent Courses	29	346	8.4%	10.0%	9.5%	9.0%
% of FP17s Relating to Free Repair or Replacements	3	346	0.9%	0.8%	0.7%	0.8%
% of FP17s Relating to Continuations	0	346	0.0%	1.0%	0.8%	0.9%
% of Patients satisfied with the dentistry they have received	2	2	N/A	93.9%	93.6%	93.3%
% of Patients satisfied with the time they had to wait for an appointment	2	2	N/A	85.6%	88.8%	88.9%

\* This is based on patients treated on this contract for their most recent course of treatment. Figures in italics indicate the base number of FP17s or Patient Questionnaire responses are less than 100. N/A is shown where the base number of responses is less than 10 during the period. % is calculated as Quantity/Base number\*100

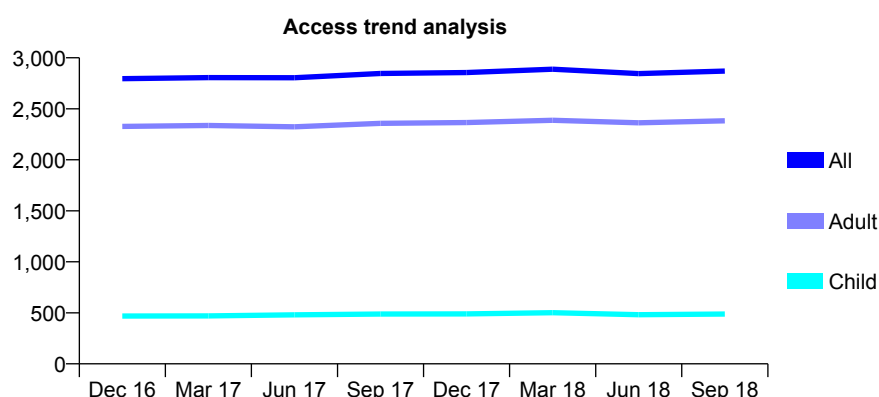
# Q66 - Vital Signs At a Glance Contract Report for 686530/0001 - September 2018

Name or company name	MR GS ABDOLL
Contract type name	GDS Contract
Purpose of contract	General
Contract start date	01/04/2006
Contract end date	

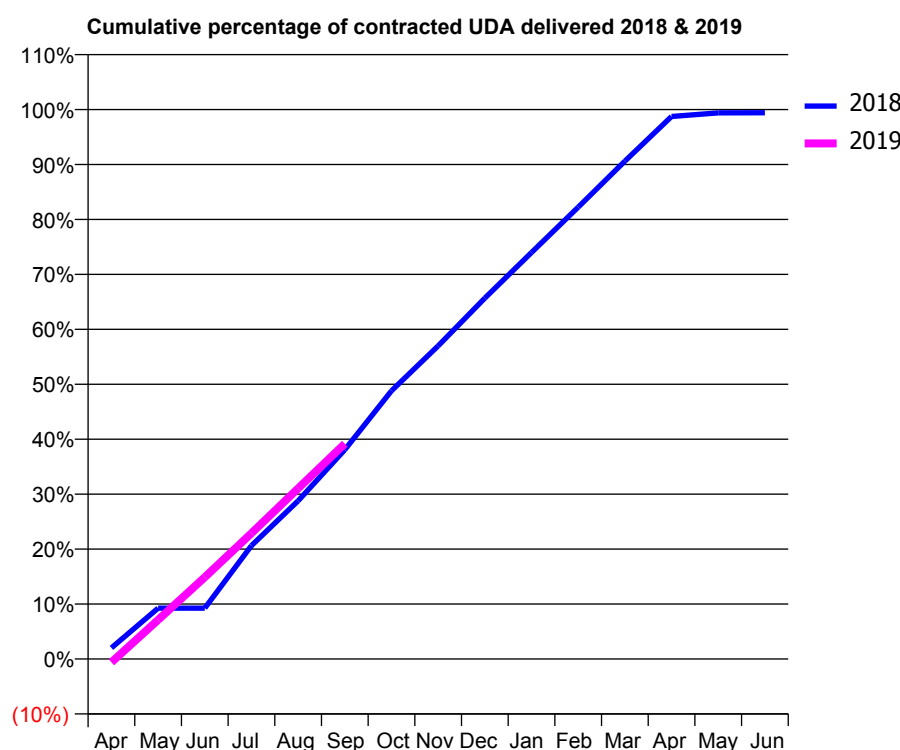
18/19 Contracted general activity (UDA)	7,400
Carry forward general activity (UDA)	45
18/19 Contracted orthodontic activity (UOA)	0
Carry forward orthodontic activity (UOA)	0
Baseline contract value	£213,883.59

## ACCESS\*

Patients seen in 24 months	Total	Change since previous quarter
Quarter ending September 2017	2,846	
Quarter ending December 2017	2,856	→
Quarter ending March 2018	2,888	→
Quarter ending June 2018	2,845	↓
Quarter ending September 2018	2,870	→
<b>Variance since September 2017</b>	<b>0.8%</b>	<b>→</b>



## ACTIVITY



Adjusted Scheduled Activity (UDA)		
Month	2018	2019
April	153	-45
May	699	527
June	699	1,101
July	1,559	1,695
August	2,174	2,298
September	2,875	2,900
October	3,686	
November	4,303	
December	4,958	
January	5,586	
February	6,209	
March	6,840	
April	7,455	
May	7,503	
June	7,505	

## QUALITY

	Quantity	Base Number	Contract	AT	Region	England
% of FP17s for the same patient ID Re-attending within 3 months - Children	12	272	4.4%	9.4%	11.1%	11.6%
% of FP17s for the same patient ID Re-attending within 3 months - Adults	274	1,803	15.2%	13.9%	15.3%	15.5%
% of FP17s for the same patient ID Re-attending between 3 & 9 months - Children	43	272	15.8%	59.4%	61.1%	58.8%
% of FP17s for the same patient ID Re-attending between 3 & 9 months - Adults	924	1,803	51.2%	50.4%	52.3%	51.1%
% of FP17s for Band 1 Urgent Courses	158	1,736	9.1%	10.0%	9.5%	9.0%
% of FP17s Relating to Free Repair or Replacements	12	1,736	0.7%	0.8%	0.7%	0.8%
% of FP17s Relating to Continuations	11	1,736	0.6%	1.0%	0.8%	0.9%
% of Patients satisfied with the dentistry they have received	4	4	N/A	93.9%	93.6%	93.3%
% of Patients satisfied with the time they had to wait for an appointment	4	4	N/A	85.6%	88.8%	88.9%

\* This is based on patients treated on this contract for their most recent course of treatment. Figures in italics indicate the base number of FP17s or Patient Questionnaire responses are less than 100. N/A is shown where the base number of responses is less than 10 during the period. % is calculated as Quantity/Base number\*100

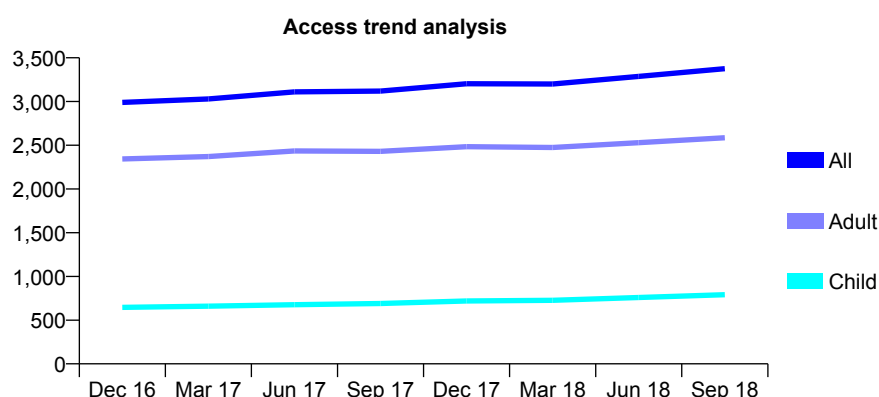
# Q66 - Vital Signs At a Glance Contract Report for 686530/0002 - September 2018

Name or company name	MR GS ABDOLL
Contract type name	GDS Contract
Purpose of contract	General
Contract start date	01/04/2009
Contract end date	

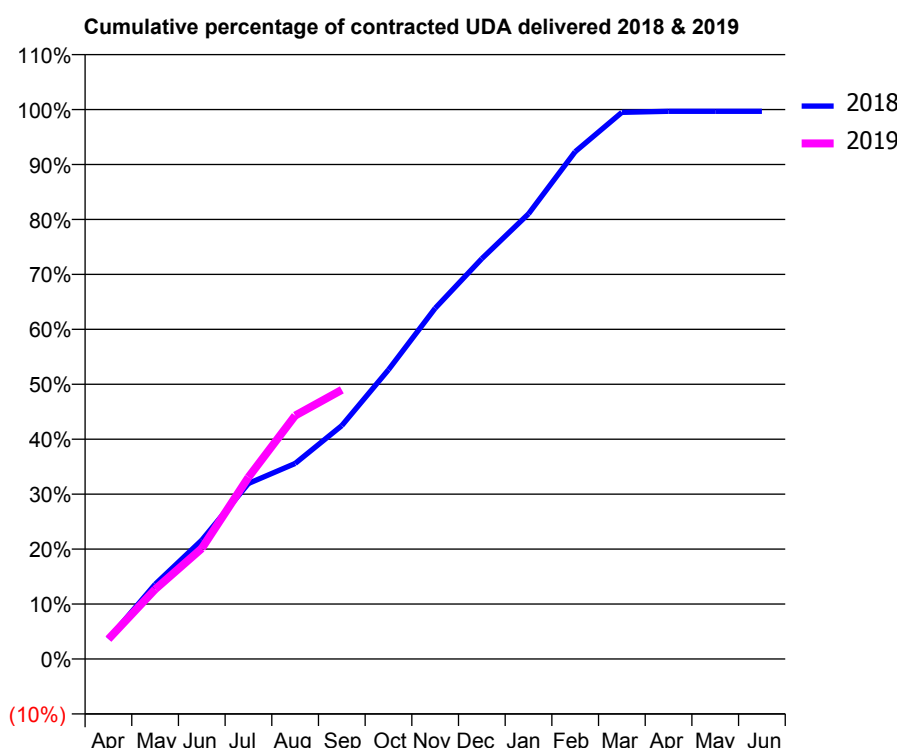
18/19 Contracted general activity (UDA)	7,280
Carry forward general activity (UDA)	23
18/19 Contracted orthodontic activity (UOA)	0
Carry forward orthodontic activity (UOA)	0
Baseline contract value	£197,833.04

## ACCESS\*

Patients seen in 24 months	Total	Change since previous quarter
Quarter ending September 2017	3,120	
Quarter ending December 2017	3,203	↑
Quarter ending March 2018	3,201	→
Quarter ending June 2018	3,287	↑
Quarter ending September 2018	3,375	↑
<b>Variance since September 2017</b>	<b>8.2%</b>	<b>↑</b>



## ACTIVITY



Adjusted Scheduled Activity (UDA)		
Month	2018	2019
April	266	265
May	990	923
June	1,574	1,465
July	2,326	2,409
August	2,590	3,226
September	3,093	3,567
October	3,833	
November	4,648	
December	5,305	
January	5,898	
February	6,721	
March	7,243	
April	7,257	
May	7,257	
June	7,257	

## QUALITY

	Quantity	Base Number	Contract	AT	Region	England
% of FP17s for the same patient ID Re-attending within 3 months - Children	32	665	4.8%	9.4%	11.1%	11.6%
% of FP17s for the same patient ID Re-attending within 3 months - Adults	222	1,589	14.0%	13.9%	15.3%	15.5%
% of FP17s for the same patient ID Re-attending between 3 & 9 months - Children	463	665	69.6%	59.4%	61.1%	58.8%
% of FP17s for the same patient ID Re-attending between 3 & 9 months - Adults	686	1,589	43.2%	50.4%	52.3%	51.1%
% of FP17s for Band 1 Urgent Courses	159	2,238	7.1%	10.0%	9.5%	9.0%
% of FP17s Relating to Free Repair or Replacements	11	2,238	0.5%	0.8%	0.7%	0.8%
% of FP17s Relating to Continuations	17	2,238	0.8%	1.0%	0.8%	0.9%
% of Patients satisfied with the dentistry they have received	3	3	N/A	93.9%	93.6%	93.3%
% of Patients satisfied with the time they had to wait for an appointment	3	3	N/A	85.6%	88.8%	88.9%

\* This is based on patients treated on this contract for their most recent course of treatment. Figures in italics indicate the base number of FP17s or Patient Questionnaire responses are less than 100. N/A is shown where the base number of responses is less than 10 during the period. % is calculated as Quantity/Base number\*100

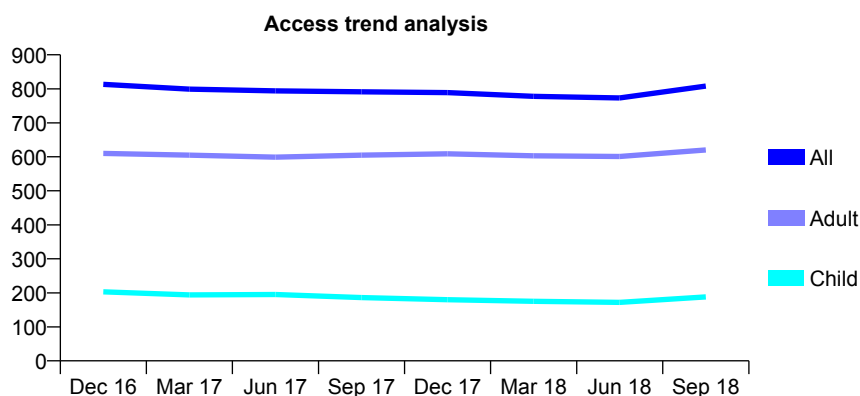
## Q66 - Vital Signs At a Glance Contract Report for 688401/0001 - September 2018

Name or company name	Jonathan Baber and Colin Silcox
Contract type name	GDS Contract
Purpose of contract	General
Contract start date	01/04/2006
Contract end date	

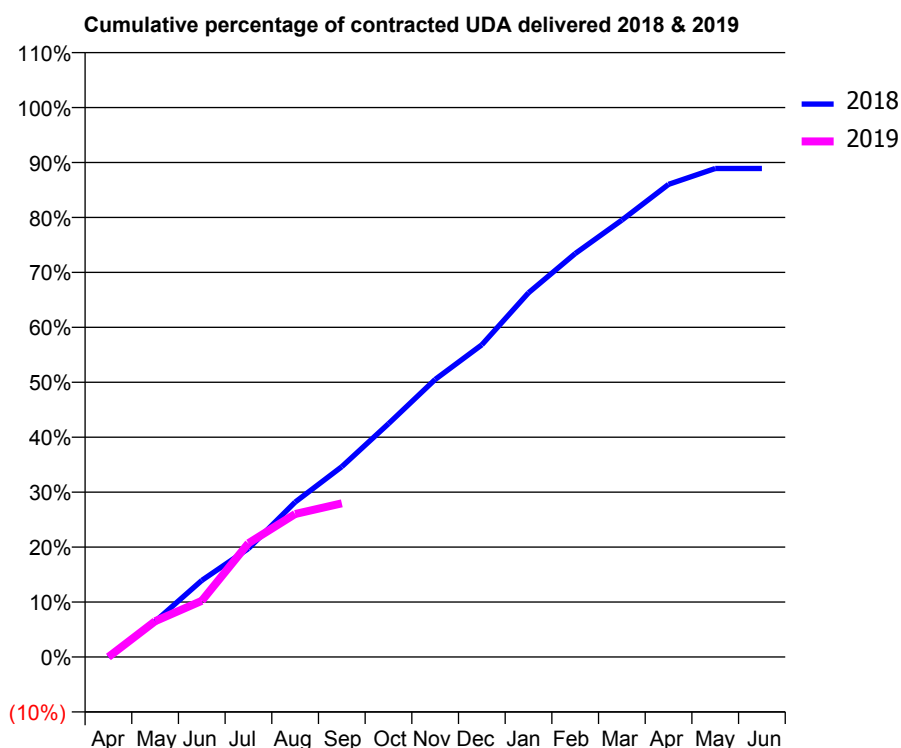
18/19 Contracted general activity (UDA)	3,100
Carry forward general activity (UDA)	0
18/19 Contracted orthodontic activity (UOA)	0
Carry forward orthodontic activity (UOA)	0
Baseline contract value	£72,953.07

### ACCESS\*

Patients seen in 24 months	Total	Change since previous quarter
Quarter ending September 2017	791	
Quarter ending December 2017	789	→
Quarter ending March 2018	778	↓
Quarter ending June 2018	773	→
Quarter ending September 2018	808	↑
<b>Variance since September 2017</b>	<b>2.1%</b>	<b>↑</b>



### ACTIVITY



Adjusted Scheduled Activity (UDA)		
Month	2018	2019
April	0	0
May	162	202
June	349	317
July	493	642
August	705	807
September	866	867
October	1,061	
November	1,263	
December	1,420	
January	1,657	
February	1,835	
March	1,988	
April	2,150	
May	2,222	
June	2,222	

### QUALITY

	Quantity	Base Number	Contract	AT	Region	England
% of FP17s for the same patient ID Re-attending within 3 months - Children	8	152	5.3%	9.4%	11.1%	11.6%
% of FP17s for the same patient ID Re-attending within 3 months - Adults	73	506	14.4%	13.9%	15.3%	15.5%
% of FP17s for the same patient ID Re-attending between 3 & 9 months - Children	99	152	65.1%	59.4%	61.1%	58.8%
% of FP17s for the same patient ID Re-attending between 3 & 9 months - Adults	301	506	59.5%	50.4%	52.3%	51.1%
% of FP17s for Band 1 Urgent Courses	26	535	4.9%	10.0%	9.5%	9.0%
% of FP17s Relating to Free Repair or Replacements	1	535	0.2%	0.8%	0.7%	0.8%
% of FP17s Relating to Continuations	5	535	0.9%	1.0%	0.8%	0.9%
% of Patients satisfied with the dentistry they have received	10	10	100.0%	93.9%	93.6%	93.3%
% of Patients satisfied with the time they had to wait for an appointment	10	10	100.0%	85.6%	88.8%	88.9%

\* This is based on patients treated on this contract for their most recent course of treatment. Figures in italics indicate the base number of FP17s or Patient Questionnaire responses are less than 100. N/A is shown where the base number of responses is less than 10 during the period. % is calculated as Quantity/Base number\*100

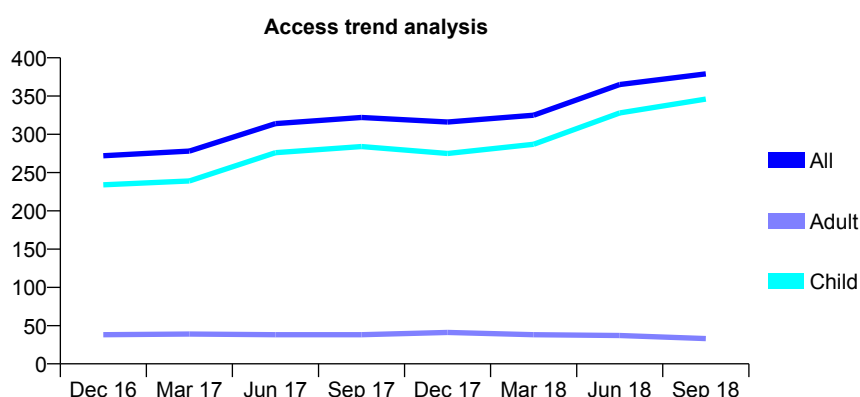
# Q66 - Vital Signs At a Glance Contract Report for 689637/0002 - September 2018

Name or company name	Morwenna Dental
Contract type name	GDS Contract
Purpose of contract	General
Contract start date	01/01/2008
Contract end date	

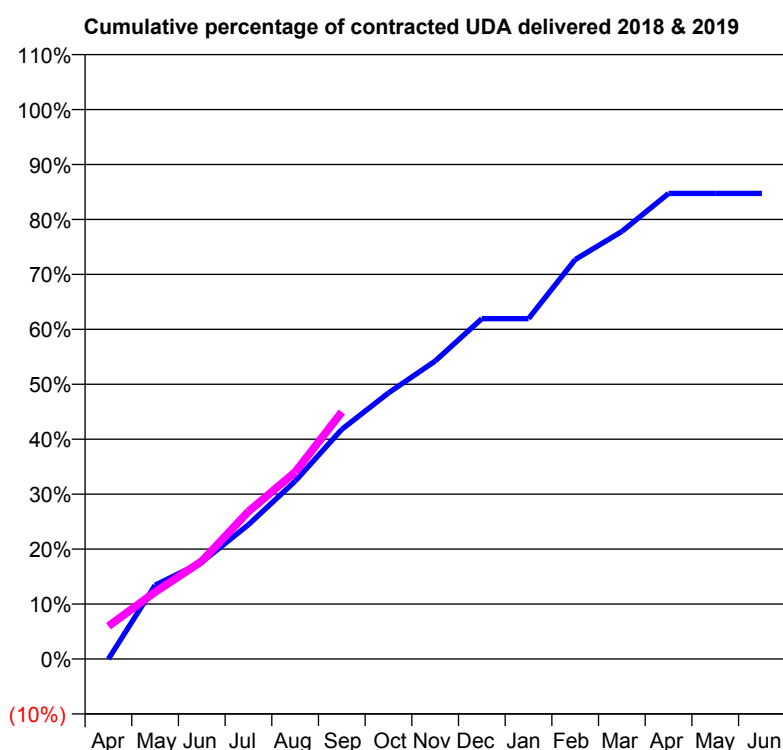
18/19 Contracted general activity (UDA)	1,000
Carry forward general activity (UDA)	0
18/19 Contracted orthodontic activity (UOA)	0
Carry forward orthodontic activity (UOA)	0
Baseline contract value	£20,277.19

## ACCESS\*

Patients seen in 24 months	Total	Change since previous quarter
Quarter ending September 2017	322	
Quarter ending December 2017	316	↓
Quarter ending March 2018	325	↑
Quarter ending June 2018	365	↑
Quarter ending September 2018	379	↑
<b>Variance since September 2017</b>	<b>17.7%</b>	<b>↑</b>



## ACTIVITY



Adjusted Scheduled Activity (UDA)		
Month	2018	2019
April	0	60
May	134	122
June	176	178
July	244	269
August	324	340
September	418	450
October	484	
November	542	
December	619	
January	619	
February	727	
March	778	
April	847	
May	847	
June	847	

## QUALITY

	Quantity	Base Number	Contract	AT	Region	England
% of FP17s for the same patient ID Re-attending within 3 months - Children	18	342	5.3%	9.4%	11.1%	11.6%
% of FP17s for the same patient ID Re-attending within 3 months - Adults	0	9	0.0%	13.9%	15.3%	15.5%
% of FP17s for the same patient ID Re-attending between 3 & 9 months - Children	176	342	51.5%	59.4%	61.1%	58.8%
% of FP17s for the same patient ID Re-attending between 3 & 9 months - Adults	7	9	77.8%	50.4%	52.3%	51.1%
% of FP17s for Band 1 Urgent Courses	13	310	4.2%	10.0%	9.5%	9.0%
% of FP17s Relating to Free Repair or Replacements	0	310	0.0%	0.8%	0.7%	0.8%
% of FP17s Relating to Continuations	4	310	1.3%	1.0%	0.8%	0.9%
% of Patients satisfied with the dentistry they have received	1	1	N/A	93.9%	93.6%	93.3%
% of Patients satisfied with the time they had to wait for an appointment	1	1	N/A	85.6%	88.8%	88.9%

\* This is based on patients treated on this contract for their most recent course of treatment. Figures in italics indicate the base number of FP17s or Patient Questionnaire responses are less than 100. N/A is shown where the base number of responses is less than 10 during the period. % is calculated as Quantity/Base number\*100

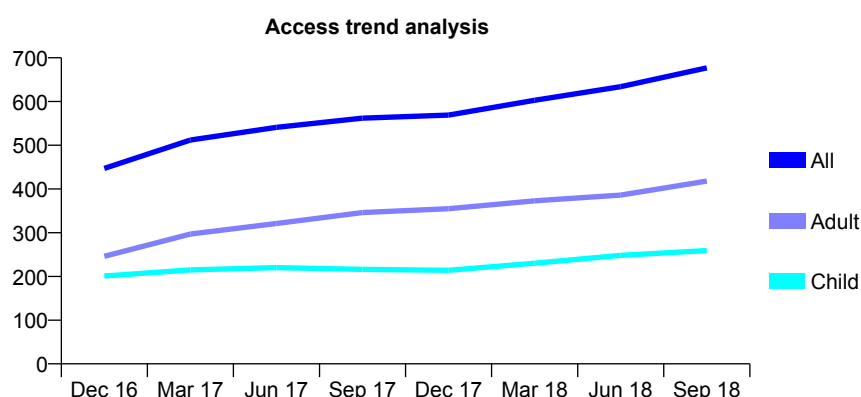
# Q66 - Vital Signs At a Glance Contract Report for 723274/0002 - September 2018

Name or company name	David Brookes
Contract type name	GDS Contract
Purpose of contract	General
Contract start date	01/12/2015
Contract end date	

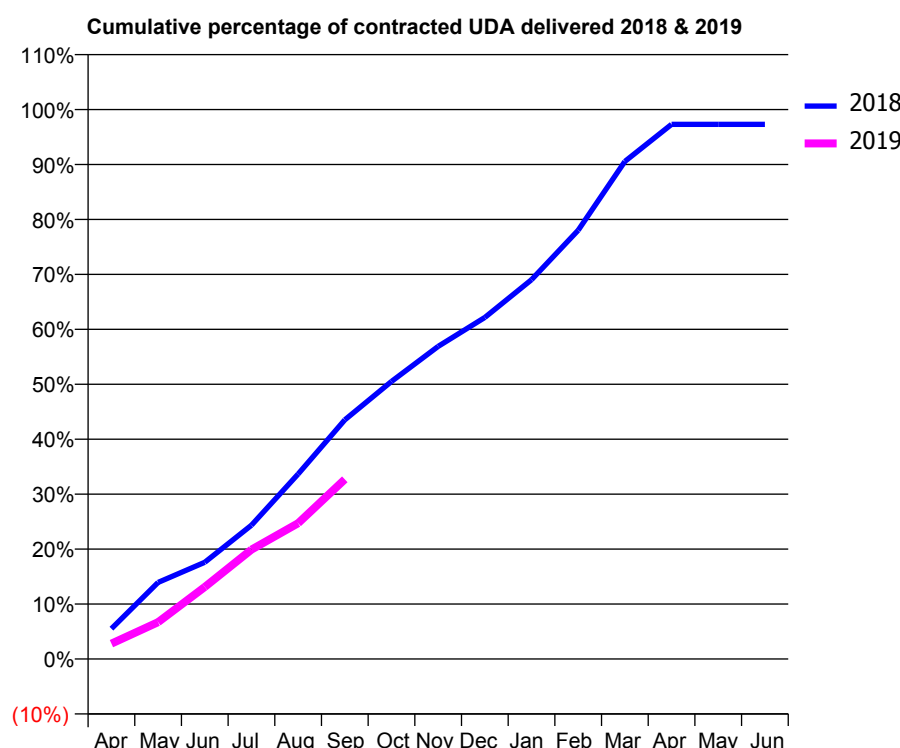
18/19 Contracted general activity (UDA)	2,560
Carry forward general activity (UDA)	0
18/19 Contracted orthodontic activity (UOA)	0
Carry forward orthodontic activity (UOA)	0
Baseline contract value	£67,080.78

## ACCESS\*

Patients seen in 24 months	Total	Change since previous quarter
Quarter ending September 2017	562	
Quarter ending December 2017	569	→
Quarter ending March 2018	603	↑
Quarter ending June 2018	634	↑
Quarter ending September 2018	677	↑
<b>Variance since September 2017</b>	<b>20.5%</b>	<b>↑</b>



## ACTIVITY



Adjusted Scheduled Activity (UDA)		
Month	2018	2019
April	86	72
May	217	172
June	275	336
July	380	510
August	525	633
September	679	837
October	788	
November	887	
December	970	
January	1,077	
February	1,217	
March	1,413	
April	1,518	
May	1,518	
June	1,518	

## QUALITY

	Quantity	Base Number	Contract	AT	Region	England
% of FP17s for the same patient ID Re-attending within 3 months - Children	9	234	3.8%	9.4%	11.1%	11.6%
% of FP17s for the same patient ID Re-attending within 3 months - Adults	23	283	8.1%	13.9%	15.3%	15.5%
% of FP17s for the same patient ID Re-attending between 3 & 9 months - Children	155	234	66.2%	59.4%	61.1%	58.8%
% of FP17s for the same patient ID Re-attending between 3 & 9 months - Adults	141	283	49.8%	50.4%	52.3%	51.1%
% of FP17s for Band 1 Urgent Courses	16	483	3.3%	10.0%	9.5%	9.0%
% of FP17s Relating to Free Repair or Replacements	0	483	0.0%	0.8%	0.7%	0.8%
% of FP17s Relating to Continuations	1	483	0.2%	1.0%	0.8%	0.9%
% of Patients satisfied with the dentistry they have received	0	0	N/A	93.9%	93.6%	93.3%
% of Patients satisfied with the time they had to wait for an appointment	0	0	N/A	85.6%	88.8%	88.9%

\* This is based on patients treated on this contract for their most recent course of treatment. Figures in italics indicate the base number of FP17s or Patient Questionnaire responses are less than 100. N/A is shown where the base number of responses is less than 10 during the period. % is calculated as Quantity/Base number\*100

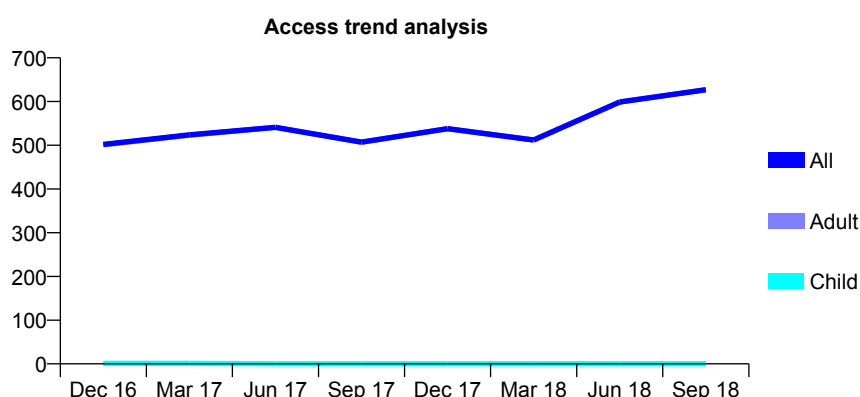
# Q66 - Vital Signs At a Glance Contract Report for 723894/0001 - September 2018

Name or company name	At Home Dental
Contract type name	PDS Contract
Purpose of contract	General
Contract start date	01/04/2006
Contract end date	31/03/2019

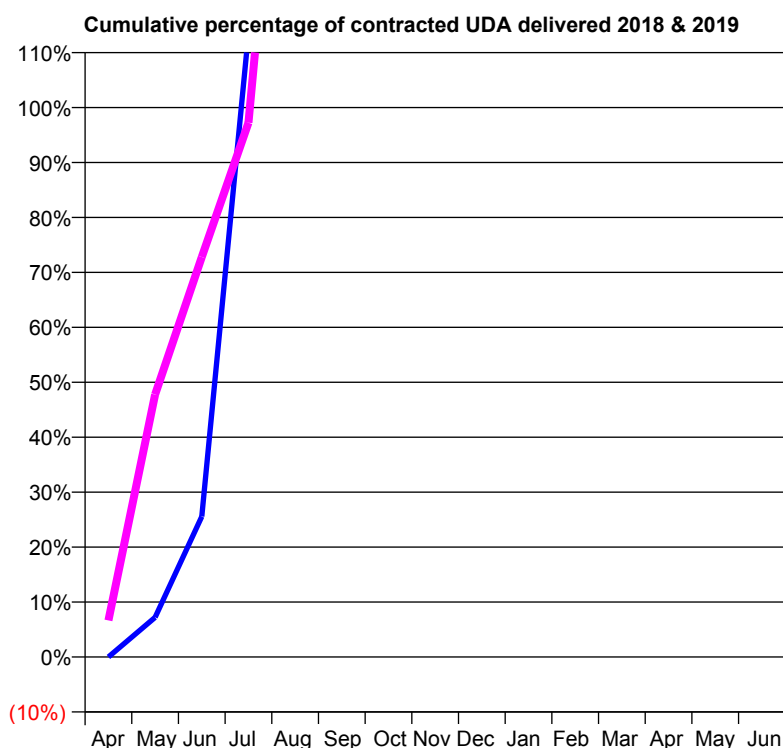
18/19 Contracted general activity (UDA)	180
Carry forward general activity (UDA)	0
18/19 Contracted orthodontic activity (UOA)	0
Carry forward orthodontic activity (UOA)	0
Baseline contract value	£127,724.53

## ACCESS\*

Patients seen in 24 months	Total	Change since previous quarter
Quarter ending September 2017	507	
Quarter ending December 2017	538	↑
Quarter ending March 2018	512	↓
Quarter ending June 2018	599	↑
Quarter ending September 2018	627	↑
<b>Variance since September 2017</b>	<b>23.7%</b>	<b>↑</b>



## ACTIVITY



Adjusted Scheduled Activity (UDA)		
Month	2018	2019
April	0	12
May	13	86
June	46	131
July	204	175
August	215	337
September	215	439
October	215	
November	215	
December	310	
January	312	
February	312	
March	312	
April	434	
May	445	
June	445	

## QUALITY

	Quantity	Base Number	Contract	AT	Region	England
% of FP17s for the same patient ID Re-attending within 3 months - Children	0	0	N/A	9.4%	11.1%	11.6%
% of FP17s for the same patient ID Re-attending within 3 months - Adults	22	358	6.1%	13.9%	15.3%	15.5%
% of FP17s for the same patient ID Re-attending between 3 & 9 months - Children	0	0	N/A	59.4%	61.1%	58.8%
% of FP17s for the same patient ID Re-attending between 3 & 9 months - Adults	52	358	14.5%	50.4%	52.3%	51.1%
% of FP17s for Band 1 Urgent Courses	15	188	8.0%	10.0%	9.5%	9.0%
% of FP17s Relating to Free Repair or Replacements	0	188	0.0%	0.8%	0.7%	0.8%
% of FP17s Relating to Continuations	1	188	0.5%	1.0%	0.8%	0.9%
% of Patients satisfied with the dentistry they have received	1	1	N/A	93.9%	93.6%	93.3%
% of Patients satisfied with the time they had to wait for an appointment	1	1	N/A	85.6%	88.8%	88.9%

\* This is based on patients treated on this contract for their most recent course of treatment. Figures in italics indicate the base number of FP17s or Patient Questionnaire responses are less than 100. N/A is shown where the base number of responses is less than 10 during the period. % is calculated as Quantity/Base number\*100



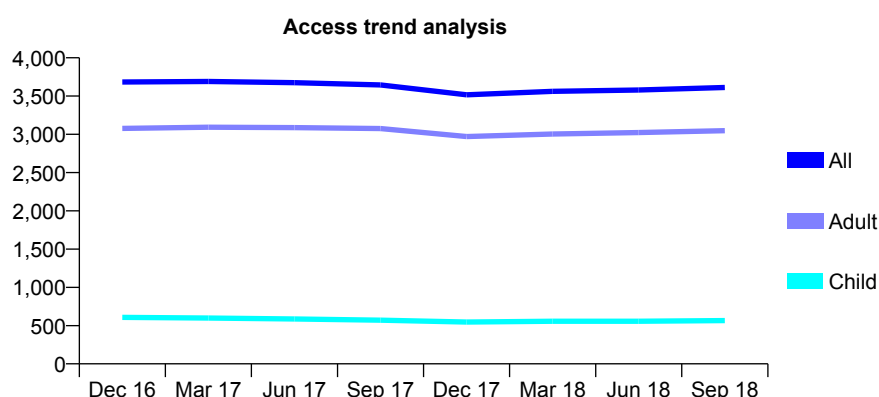
# Q66 - Vital Signs At a Glance Contract Report for 725978/0001 - September 2018

Name or company name	MR PJ LE RUEZ
Contract type name	GDS Contract
Purpose of contract	General
Contract start date	01/04/2006
Contract end date	

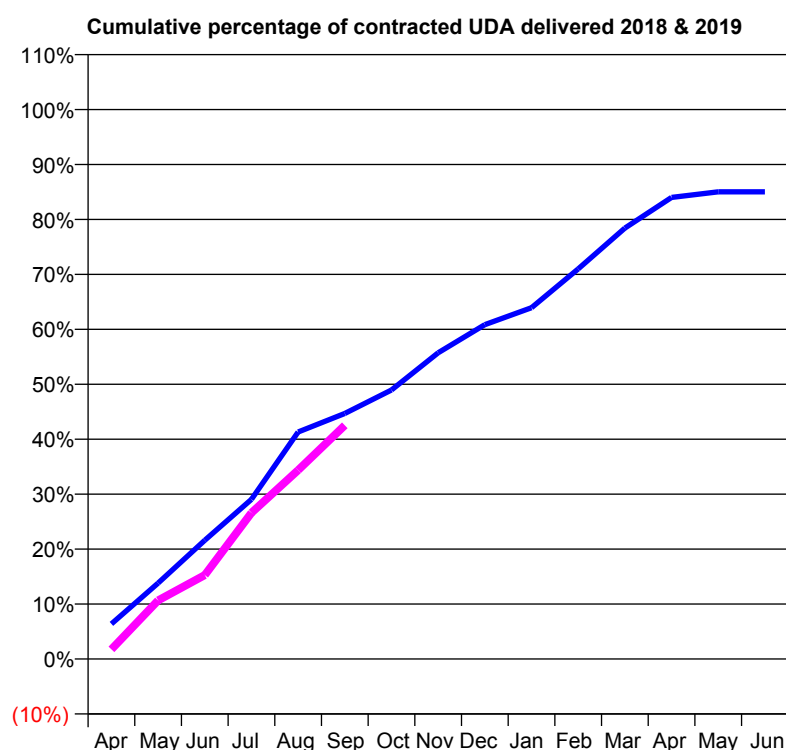
18/19 Contracted general activity (UDA)	10,100
Carry forward general activity (UDA)	0
18/19 Contracted orthodontic activity (UOA)	0
Carry forward orthodontic activity (UOA)	0
Baseline contract value	£269,643.63

## ACCESS\*

Patients seen in 24 months	Total	Change since previous quarter
Quarter ending September 2017	3,645	
Quarter ending December 2017	3,517	↓
Quarter ending March 2018	3,561	→
Quarter ending June 2018	3,579	→
Quarter ending September 2018	3,613	→
<b>Variance since September 2017</b>	<b>(0.9%)</b>	→



## ACTIVITY



Adjusted Scheduled Activity (UDA)		
Month	2018	2019
April	646	177
May	1,395	1,076
June	2,182	1,542
July	2,934	2,687
August	4,172	3,473
September	4,513	4,295
October	4,945	
November	5,628	
December	6,145	
January	6,458	
February	7,171	
March	7,920	
April	8,485	
May	8,587	
June	8,587	

## QUALITY

	Quantity	Base Number	Contract	AT	Region	England
% of FP17s for the same patient ID Re-attending within 3 months - Children	9	462	1.9%	9.4%	11.1%	11.6%
% of FP17s for the same patient ID Re-attending within 3 months - Adults	269	2,469	10.9%	13.9%	15.3%	15.5%
% of FP17s for the same patient ID Re-attending between 3 & 9 months - Children	202	462	43.7%	59.4%	61.1%	58.8%
% of FP17s for the same patient ID Re-attending between 3 & 9 months - Adults	1,095	2,469	44.3%	50.4%	52.3%	51.1%
% of FP17s for Band 1 Urgent Courses	192	2,537	7.6%	10.0%	9.5%	9.0%
% of FP17s Relating to Free Repair or Replacements	7	2,537	0.3%	0.8%	0.7%	0.8%
% of FP17s Relating to Continuations	21	2,537	0.8%	1.0%	0.8%	0.9%
% of Patients satisfied with the dentistry they have received	2	3	N/A	93.9%	93.6%	93.3%
% of Patients satisfied with the time they had to wait for an appointment	2	3	N/A	85.6%	88.8%	88.9%

\* This is based on patients treated on this contract for their most recent course of treatment. Figures in italics indicate the base number of FP17s or Patient Questionnaire responses are less than 100. N/A is shown where the base number of responses is less than 10 during the period. % is calculated as Quantity/Base number\*100

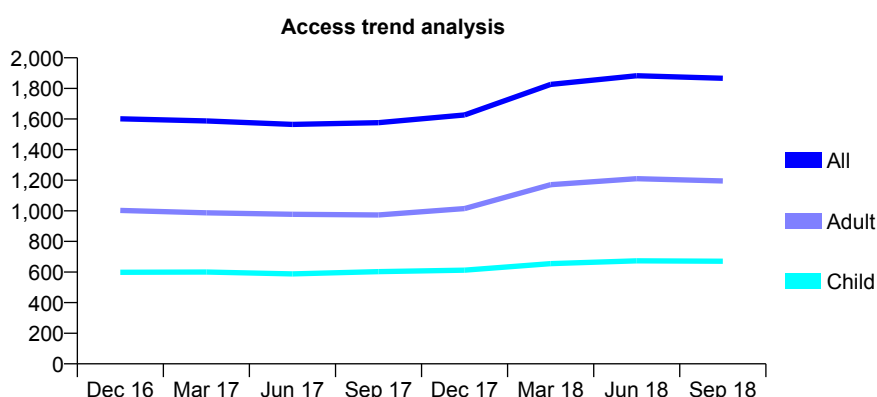
# Q66 - Vital Signs At a Glance Contract Report for 736988/0002 - September 2018

Name or company name	MR GR COCKROFT
Contract type name	GDS Contract
Purpose of contract	General
Contract start date	01/04/2006
Contract end date	

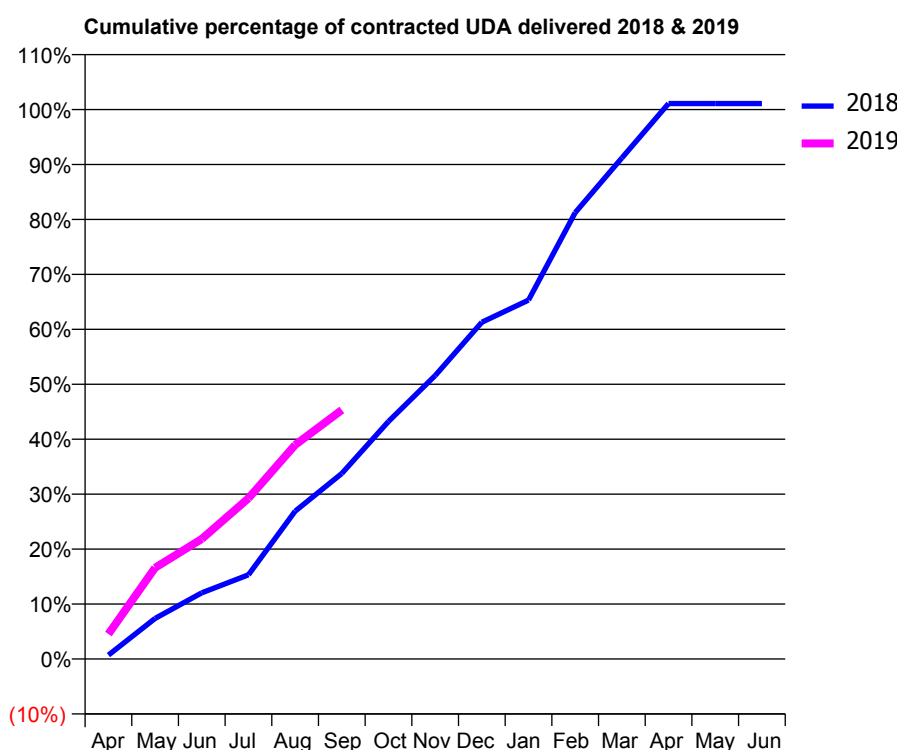
18/19 Contracted general activity (UDA)	4,338
Carry forward general activity (UDA)	-47
18/19 Contracted orthodontic activity (UOA)	0
Carry forward orthodontic activity (UOA)	0
Baseline contract value	£108,718.63

## ACCESS\*

Patients seen in 24 months	Total	Change since previous quarter
Quarter ending September 2017	1,576	
Quarter ending December 2017	1,627	↑
Quarter ending March 2018	1,826	↑
Quarter ending June 2018	1,883	↑
Quarter ending September 2018	1,866	→
<b>Variance since September 2017</b>	<b>18.4%</b>	<b>↑</b>



## ACTIVITY



Adjusted Scheduled Activity (UDA)		
Month	2018	2019
April	31	197
May	320	721
June	522	948
July	664	1,269
August	1,167	1,691
September	1,465	1,966
October	1,876	
November	2,238	
December	2,659	
January	2,834	
February	3,524	
March	3,956	
April	4,385	
May	4,385	
June	4,385	

## QUALITY

	Quantity	Base Number	Contract	AT	Region	England
% of FP17s for the same patient ID Re-attending within 3 months - Children	13	485	2.7%	9.4%	11.1%	11.6%
% of FP17s for the same patient ID Re-attending within 3 months - Adults	44	756	5.8%	13.9%	15.3%	15.5%
% of FP17s for the same patient ID Re-attending between 3 & 9 months - Children	326	485	67.2%	59.4%	61.1%	58.8%
% of FP17s for the same patient ID Re-attending between 3 & 9 months - Adults	444	756	58.7%	50.4%	52.3%	51.1%
% of FP17s for Band 1 Urgent Courses	3	1,088	0.3%	10.0%	9.5%	9.0%
% of FP17s Relating to Free Repair or Replacements	1	1,088	0.1%	0.8%	0.7%	0.8%
% of FP17s Relating to Continuations	0	1,088	0.0%	1.0%	0.8%	0.9%
% of Patients satisfied with the dentistry they have received	3	3	N/A	93.9%	93.6%	93.3%
% of Patients satisfied with the time they had to wait for an appointment	2	3	N/A	85.6%	88.8%	88.9%

\* This is based on patients treated on this contract for their most recent course of treatment. Figures in italics indicate the base number of FP17s or Patient Questionnaire responses are less than 100. N/A is shown where the base number of responses is less than 10 during the period. % is calculated as Quantity/Base number\*100

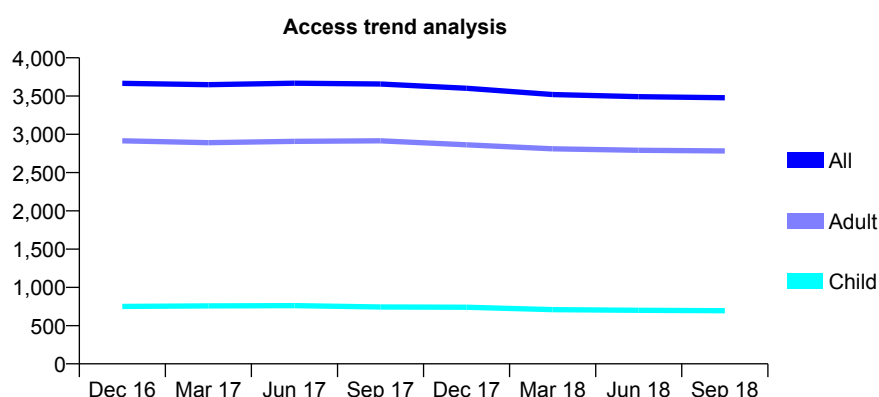
# Q66 - Vital Signs At a Glance Contract Report for 738352/0006 - September 2018

Name or company name	MR TR JOHNSON
Contract type name	GDS Contract
Purpose of contract	General
Contract start date	01/08/2008
Contract end date	

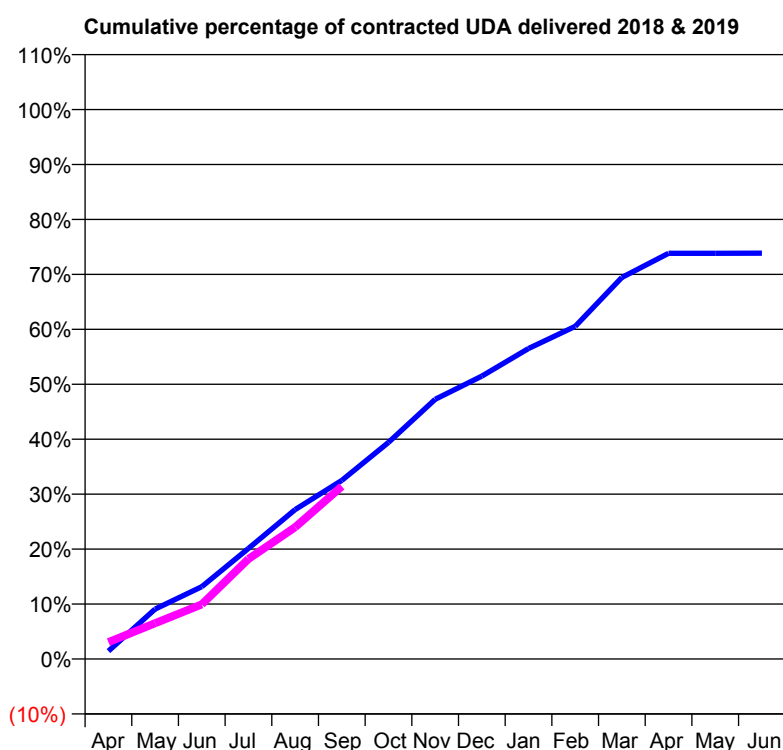
18/19 Contracted general activity (UDA)	10,591
Carry forward general activity (UDA)	0
18/19 Contracted orthodontic activity (UOA)	0
Carry forward orthodontic activity (UOA)	0
Baseline contract value	£230,535.19

## ACCESS\*

Patients seen in 24 months	Total	Change since previous quarter
Quarter ending September 2017	3,658	
Quarter ending December 2017	3,601	↓
Quarter ending March 2018	3,519	↓
Quarter ending June 2018	3,492	→
Quarter ending September 2018	3,478	→
<b>Variance since September 2017</b>	<b>(4.9%)</b>	<b>↓</b>



## ACTIVITY



Adjusted Scheduled Activity (UDA)		
Month	2018	2019
April	154	326
May	964	691
June	1,395	1,052
July	2,133	1,930
August	2,879	2,542
September	3,444	3,328
October	4,176	
November	5,004	
December	5,453	
January	5,986	
February	6,410	
March	7,354	
April	7,818	
May	7,820	
June	7,821	

## QUALITY

	Quantity	Base Number	Contract	AT	Region	England
% of FP17s for the same patient ID Re-attending within 3 months - Children	29	620	4.7%	9.4%	11.1%	11.6%
% of FP17s for the same patient ID Re-attending within 3 months - Adults	372	2,357	15.8%	13.9%	15.3%	15.5%
% of FP17s for the same patient ID Re-attending between 3 & 9 months - Children	430	620	69.4%	59.4%	61.1%	58.8%
% of FP17s for the same patient ID Re-attending between 3 & 9 months - Adults	1,490	2,357	63.2%	50.4%	52.3%	51.1%
% of FP17s for Band 1 Urgent Courses	138	1,985	7.0%	10.0%	9.5%	9.0%
% of FP17s Relating to Free Repair or Replacements	2	1,985	0.1%	0.8%	0.7%	0.8%
% of FP17s Relating to Continuations	29	1,985	1.5%	1.0%	0.8%	0.9%
% of Patients satisfied with the dentistry they have received	4	4	N/A	93.9%	93.6%	93.3%
% of Patients satisfied with the time they had to wait for an appointment	4	4	N/A	85.6%	88.8%	88.9%

\* This is based on patients treated on this contract for their most recent course of treatment. Figures in italics indicate the base number of FP17s or Patient Questionnaire responses are less than 100. N/A is shown where the base number of responses is less than 10 during the period. % is calculated as Quantity/Base number\*100

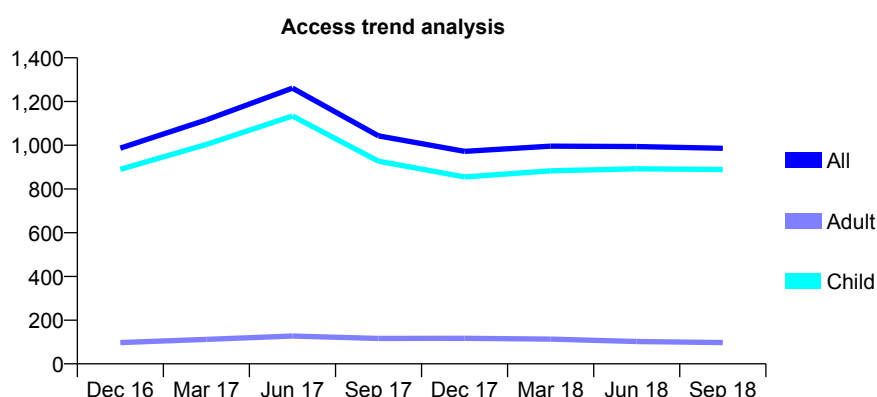
# Q66 - Vital Signs At a Glance Contract Report for 738352/0007 - September 2018

Name or company name	MR TR JOHNSON
Contract type name	GDS Contract
Purpose of contract	General
Contract start date	01/05/2014
Contract end date	

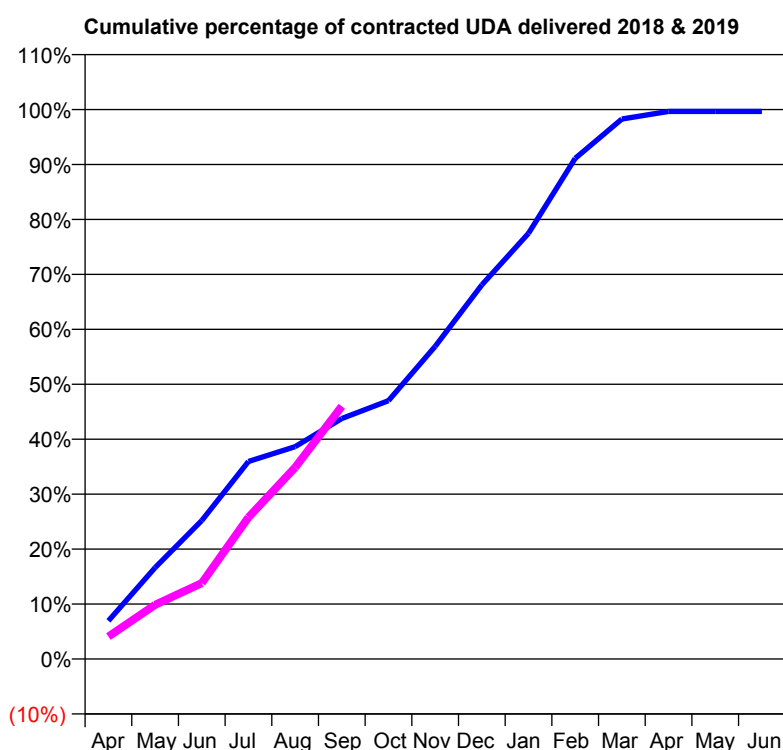
18/19 Contracted general activity (UDA)	2,477
Carry forward general activity (UDA)	9
18/19 Contracted orthodontic activity (UOA)	0
Carry forward orthodontic activity (UOA)	0
Baseline contract value	£53,784.62

## ACCESS\*

Patients seen in 24 months	Total	Change since previous quarter
Quarter ending September 2017	1,043	
Quarter ending December 2017	972	↓
Quarter ending March 2018	996	↑
Quarter ending June 2018	994	→
Quarter ending September 2018	986	→
<b>Variance since September 2017</b>	<b>(5.5%)</b>	<b>↓</b>



## ACTIVITY



Adjusted Scheduled Activity (UDA)		
Month	2018	2019
April	172	101
May	412	244
June	624	342
July	890	639
August	957	863
September	1,084	1,139
October	1,165	
November	1,409	
December	1,686	
January	1,919	
February	2,257	
March	2,434	
April	2,468	
May	2,468	
June	2,468	

## QUALITY

	Quantity	Base Number	Contract	AT	Region	England
% of FP17s for the same patient ID Re-attending within 3 months - Children	61	812	7.5%	9.4%	11.1%	11.6%
% of FP17s for the same patient ID Re-attending within 3 months - Adults	1	11	9.1%	13.9%	15.3%	15.5%
% of FP17s for the same patient ID Re-attending between 3 & 9 months - Children	505	812	62.2%	59.4%	61.1%	58.8%
% of FP17s for the same patient ID Re-attending between 3 & 9 months - Adults	2	11	18.2%	50.4%	52.3%	51.1%
% of FP17s for Band 1 Urgent Courses	16	785	2.0%	10.0%	9.5%	9.0%
% of FP17s Relating to Free Repair or Replacements	0	785	0.0%	0.8%	0.7%	0.8%
% of FP17s Relating to Continuations	0	785	0.0%	1.0%	0.8%	0.9%
% of Patients satisfied with the dentistry they have received	1	1	N/A	93.9%	93.6%	93.3%
% of Patients satisfied with the time they had to wait for an appointment	1	1	N/A	85.6%	88.8%	88.9%

\* This is based on patients treated on this contract for their most recent course of treatment. Figures in italics indicate the base number of FP17s or Patient Questionnaire responses are less than 100. N/A is shown where the base number of responses is less than 10 during the period. % is calculated as Quantity/Base number\*100

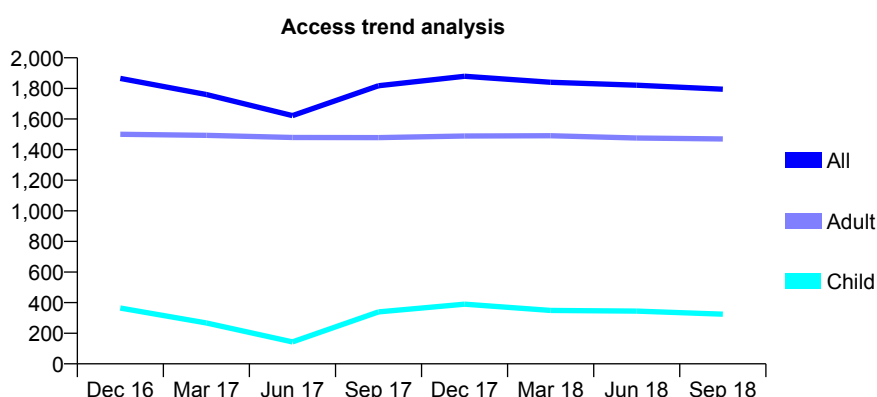
# Q66 - Vital Signs At a Glance Contract Report for 738352/0008 - September 2018

Name or company name	MR TR JOHNSON
Contract type name	GDS Contract
Purpose of contract	General
Contract start date	01/05/2014
Contract end date	

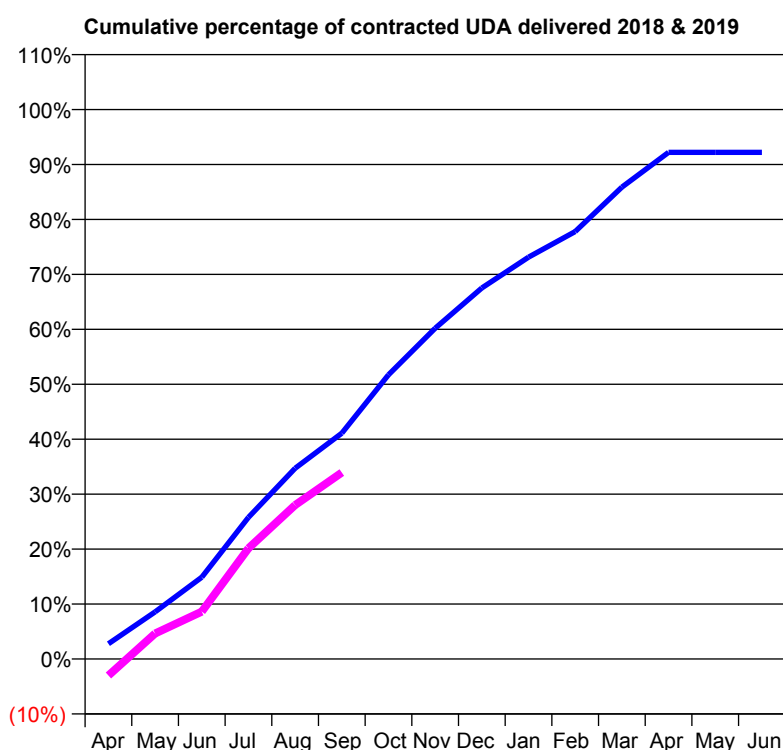
18/19 Contracted general activity (UDA)	6,000
Carry forward general activity (UDA)	523
18/19 Contracted orthodontic activity (UOA)	0
Carry forward orthodontic activity (UOA)	0
Baseline contract value	£188,734.28

## ACCESS\*

Patients seen in 24 months	Total	Change since previous quarter
Quarter ending September 2017	1,817	
Quarter ending December 2017	1,879	↑
Quarter ending March 2018	1,840	↓
Quarter ending June 2018	1,821	↓
Quarter ending September 2018	1,795	↓
<b>Variance since September 2017</b>	<b>(1.2%)</b>	<b>↓</b>



## ACTIVITY



Adjusted Scheduled Activity (UDA)		
Month	2018	2019
April	186	-182
May	574	278
June	998	517
July	1,727	1,209
August	2,327	1,681
September	2,753	2,037
October	3,466	
November	4,033	
December	4,524	
January	4,899	
February	5,212	
March	5,753	
April	6,177	
May	6,177	
June	6,177	

## QUALITY

	Quantity	Base Number	Contract	AT	Region	England
% of FP17s for the same patient ID Re-attending within 3 months - Children	12	312	3.8%	9.4%	11.1%	11.6%
% of FP17s for the same patient ID Re-attending within 3 months - Adults	197	1,162	17.0%	13.9%	15.3%	15.5%
% of FP17s for the same patient ID Re-attending between 3 & 9 months - Children	128	312	41.0%	59.4%	61.1%	58.8%
% of FP17s for the same patient ID Re-attending between 3 & 9 months - Adults	681	1,162	58.6%	50.4%	52.3%	51.1%
% of FP17s for Band 1 Urgent Courses	84	1,275	6.6%	10.0%	9.5%	9.0%
% of FP17s Relating to Free Repair or Replacements	6	1,275	0.5%	0.8%	0.7%	0.8%
% of FP17s Relating to Continuations	19	1,275	1.5%	1.0%	0.8%	0.9%
% of Patients satisfied with the dentistry they have received	3	3	N/A	93.9%	93.6%	93.3%
% of Patients satisfied with the time they had to wait for an appointment	3	3	N/A	85.6%	88.8%	88.9%

\* This is based on patients treated on this contract for their most recent course of treatment. Figures in italics indicate the base number of FP17s or Patient Questionnaire responses are less than 100. N/A is shown where the base number of responses is less than 10 during the period. % is calculated as Quantity/Base number\*100

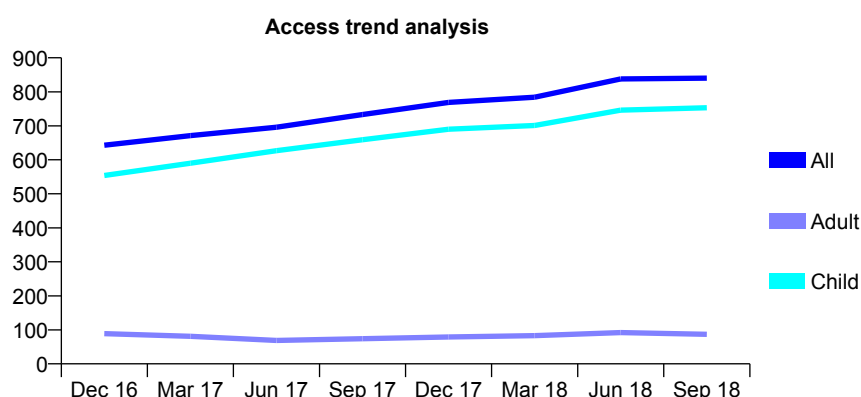
# Q66 - Vital Signs At a Glance Contract Report for 738964/0001 - September 2018

Name or company name	MR PA BALDWIN
Contract type name	GDS Contract
Purpose of contract	General and Orthodontic
Contract start date	01/06/2014
Contract end date	

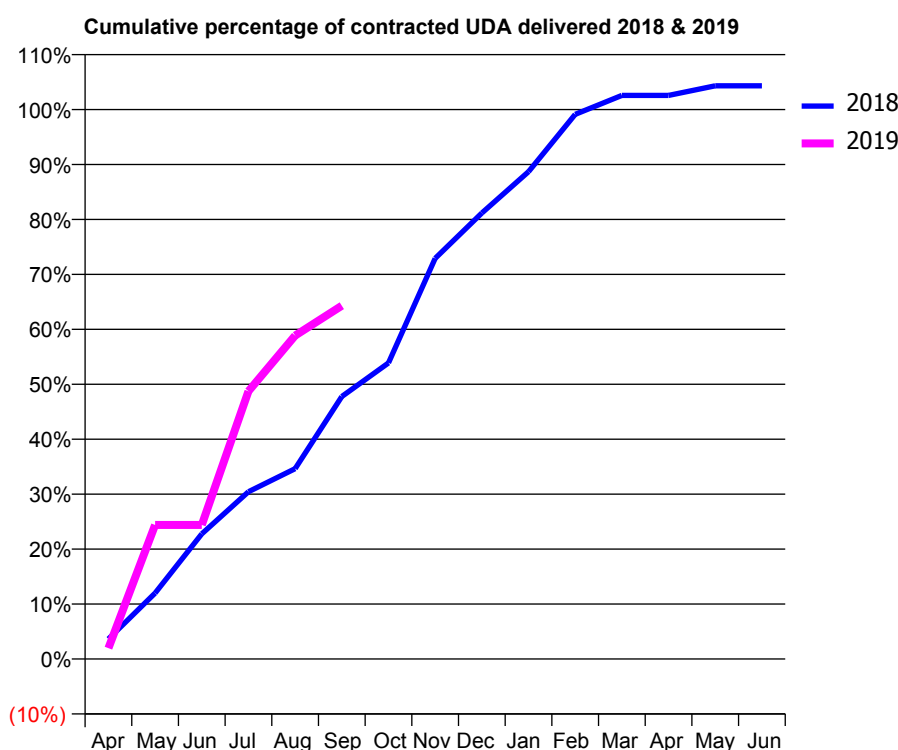
18/19 Contracted general activity (UDA)	1,815
Carry forward general activity (UDA)	-36
18/19 Contracted orthodontic activity (UOA)	250
Carry forward orthodontic activity (UOA)	0
Baseline contract value	£62,148.04

## ACCESS\*

Patients seen in 24 months	Total	Change since previous quarter
Quarter ending September 2017	733	
Quarter ending December 2017	769	↑
Quarter ending March 2018	784	→
Quarter ending June 2018	838	↑
Quarter ending September 2018	840	→
<b>Variance since September 2017</b>	<b>14.6%</b>	<b>↑</b>



## ACTIVITY



Adjusted Scheduled Activity (UDA)		
Month	2018	2019
April	66	36
May	218	443
June	413	443
July	552	885
August	629	1,068
September	867	1,167
October	978	
November	1,323	
December	1,473	
January	1,610	
February	1,799	
March	1,862	
April	1,862	
May	1,893	
June	1,893	

## QUALITY

	Quantity	Base Number	Contract	AT	Region	England
% of FP17s for the same patient ID Re-attending within 3 months - Children	65	690	9.4%	9.4%	11.1%	11.6%
% of FP17s for the same patient ID Re-attending within 3 months - Adults	3	25	12.0%	13.9%	15.3%	15.5%
% of FP17s for the same patient ID Re-attending between 3 & 9 months - Children	457	690	66.2%	59.4%	61.1%	58.8%
% of FP17s for the same patient ID Re-attending between 3 & 9 months - Adults	18	25	72.0%	50.4%	52.3%	51.1%
% of FP17s for Band 1 Urgent Courses	20	687	2.9%	10.0%	9.5%	9.0%
% of FP17s Relating to Free Repair or Replacements	0	687	0.0%	0.8%	0.7%	0.8%
% of FP17s Relating to Continuations	0	687	0.0%	1.0%	0.8%	0.9%
% of Patients satisfied with the dentistry they have received	0	0	N/A	93.9%	93.6%	93.3%
% of Patients satisfied with the time they had to wait for an appointment	0	0	N/A	85.6%	88.8%	88.9%

\* This is based on patients treated on this contract for their most recent course of treatment. Figures in italics indicate the base number of FP17s or Patient Questionnaire responses are less than 100. N/A is shown where the base number of responses is less than 10 during the period. % is calculated as Quantity/Base number\*100

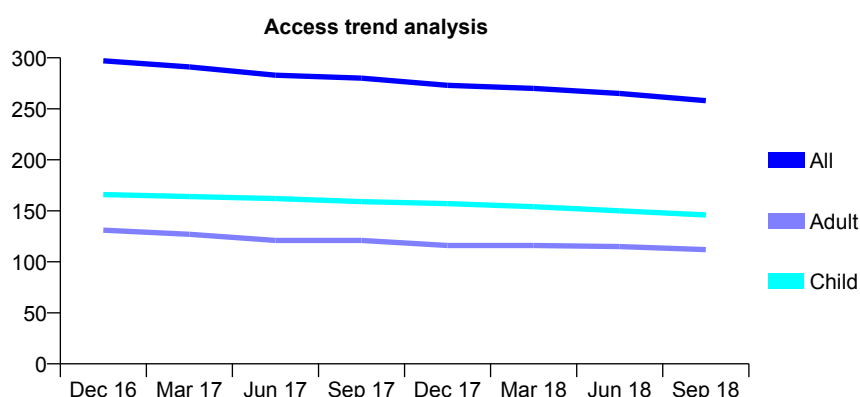
## Q66 - Vital Signs At a Glance Contract Report for 745502/0001 - September 2018

Name or company name	The Manor House Dental Practice
Contract type name	GDS Contract
Purpose of contract	General
Contract start date	01/04/2006
Contract end date	

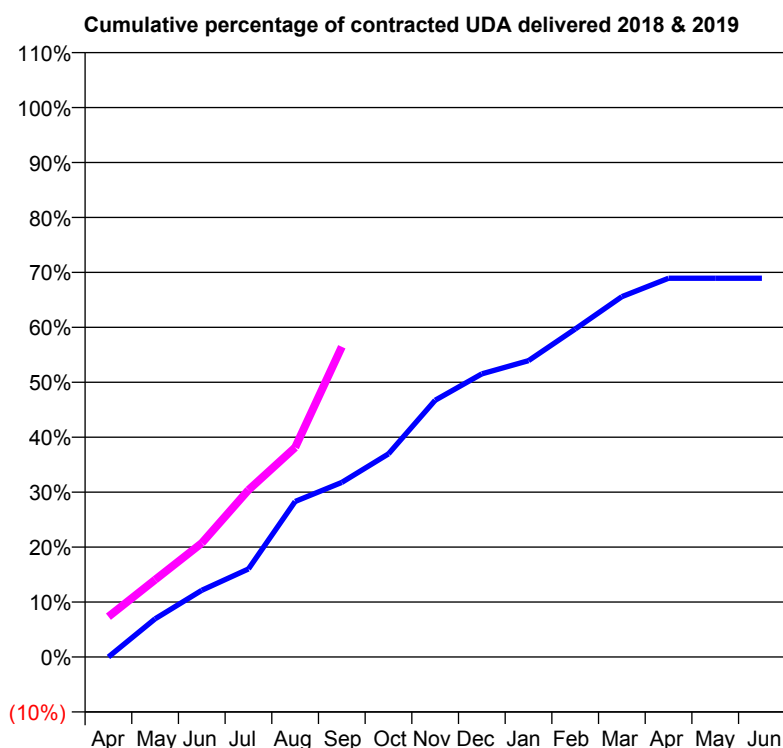
18/19 Contracted general activity (UDA)	300
Carry forward general activity (UDA)	0
18/19 Contracted orthodontic activity (UOA)	0
Carry forward orthodontic activity (UOA)	0
Baseline contract value	£8,102.88

### ACCESS\*

Patients seen in 24 months	Total	Change since previous quarter
Quarter ending September 2017	280	
Quarter ending December 2017	273	↓
Quarter ending March 2018	270	↓
Quarter ending June 2018	265	↓
Quarter ending September 2018	258	↓
<b>Variance since September 2017</b>	<b>(7.9%)</b>	<b>↓</b>



### ACTIVITY



Adjusted Scheduled Activity (UDA)		
Month	2018	2019
April	0	22
May	52	42
June	91	62
July	120	91
August	212	114
September	238	169
October	277	
November	350	
December	386	
January	404	
February	447	
March	491	
April	516	
May	516	
June	516	

### QUALITY

	Quantity	Base Number	Contract	AT	Region	England
% of FP17s for the same patient ID Re-attending within 3 months - Children	5	136	3.7%	9.4%	11.1%	11.6%
% of FP17s for the same patient ID Re-attending within 3 months - Adults	0	32	0.0%	13.9%	15.3%	15.5%
% of FP17s for the same patient ID Re-attending between 3 & 9 months - Children	99	136	72.8%	59.4%	61.1%	58.8%
% of FP17s for the same patient ID Re-attending between 3 & 9 months - Adults	25	32	78.1%	50.4%	52.3%	51.1%
% of FP17s for Band 1 Urgent Courses	2	147	1.4%	10.0%	9.5%	9.0%
% of FP17s Relating to Free Repair or Replacements	0	147	0.0%	0.8%	0.7%	0.8%
% of FP17s Relating to Continuations	0	147	0.0%	1.0%	0.8%	0.9%
% of Patients satisfied with the dentistry they have received	0	0	N/A	93.9%	93.6%	93.3%
% of Patients satisfied with the time they had to wait for an appointment	0	0	N/A	85.6%	88.8%	88.9%

\* This is based on patients treated on this contract for their most recent course of treatment. Figures in italics indicate the base number of FP17s or Patient Questionnaire responses are less than 100. N/A is shown where the base number of responses is less than 10 during the period. % is calculated as Quantity/Base number\*100



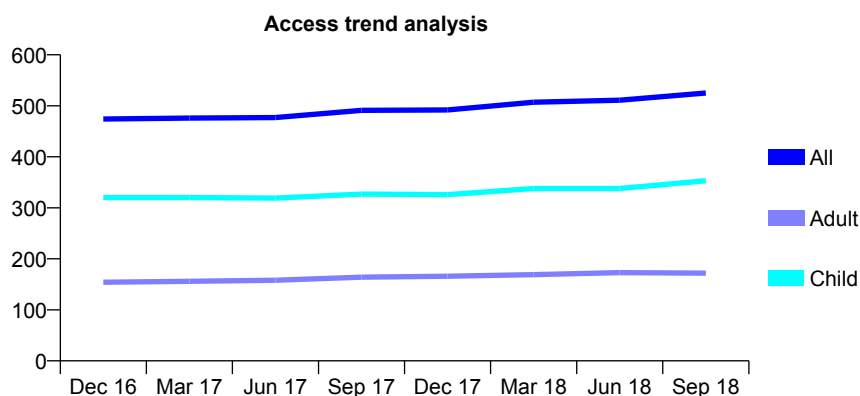
## Q66 - Vital Signs At a Glance Contract Report for 745731/0001 - September 2018

Name or company name	MR MW BRAY
Contract type name	GDS Contract
Purpose of contract	General
Contract start date	01/04/2006
Contract end date	

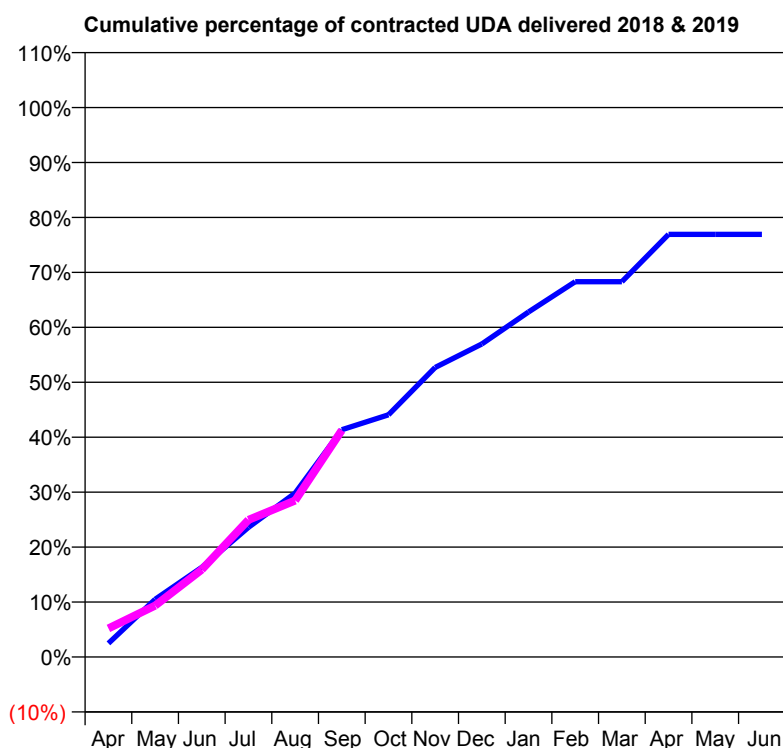
18/19 Contracted general activity (UDA)	962
Carry forward general activity (UDA)	0
18/19 Contracted orthodontic activity (UOA)	0
Carry forward orthodontic activity (UOA)	0
Baseline contract value	£28,310.08

### ACCESS\*

Patients seen in 24 months	Total	Change since previous quarter
Quarter ending September 2017	491	
Quarter ending December 2017	492	→
Quarter ending March 2018	507	↑
Quarter ending June 2018	511	→
Quarter ending September 2018	525	↑
<b>Variance since September 2017</b>	<b>6.9%</b>	<b>↑</b>



### ACTIVITY



Adjusted Scheduled Activity (UDA)		
Month	2018	2019
April	24	50
May	101	90
June	157	153
July	227	240
August	287	274
September	398	397
October	424	
November	507	
December	548	
January	604	
February	657	
March	657	
April	740	
May	740	
June	740	

### QUALITY

	Quantity	Base Number	Contract	AT	Region	England
% of FP17s for the same patient ID Re-attending within 3 months - Children	7	310	2.3%	9.4%	11.1%	11.6%
% of FP17s for the same patient ID Re-attending within 3 months - Adults	2	110	1.8%	13.9%	15.3%	15.5%
% of FP17s for the same patient ID Re-attending between 3 & 9 months - Children	201	310	64.8%	59.4%	61.1%	58.8%
% of FP17s for the same patient ID Re-attending between 3 & 9 months - Adults	63	110	57.3%	50.4%	52.3%	51.1%
% of FP17s for Band 1 Urgent Courses	0	339	0.0%	10.0%	9.5%	9.0%
% of FP17s Relating to Free Repair or Replacements	0	339	0.0%	0.8%	0.7%	0.8%
% of FP17s Relating to Continuations	2	339	0.6%	1.0%	0.8%	0.9%
% of Patients satisfied with the dentistry they have received	0	0	N/A	93.9%	93.6%	93.3%
% of Patients satisfied with the time they had to wait for an appointment	0	0	N/A	85.6%	88.8%	88.9%

\* This is based on patients treated on this contract for their most recent course of treatment. Figures in italics indicate the base number of FP17s or Patient Questionnaire responses are less than 100. N/A is shown where the base number of responses is less than 10 during the period. % is calculated as Quantity/Base number\*100

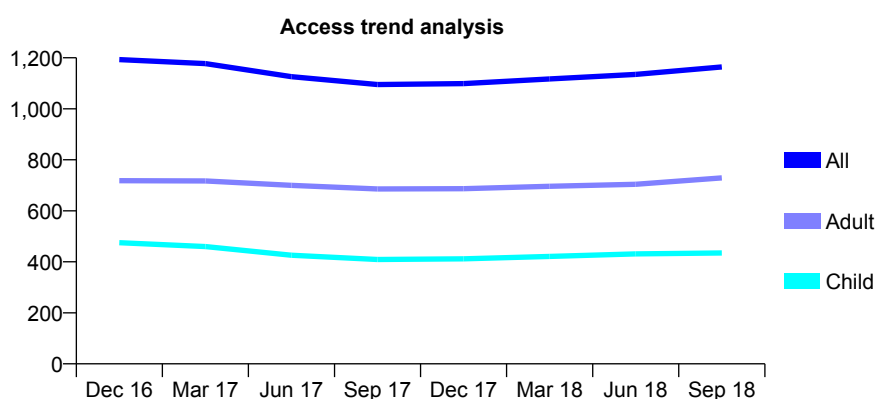
## Q66 - Vital Signs At a Glance Contract Report for 749699/0001 - September 2018

Name or company name	MR AF KING
Contract type name	GDS Contract
Purpose of contract	General
Contract start date	01/04/2006
Contract end date	

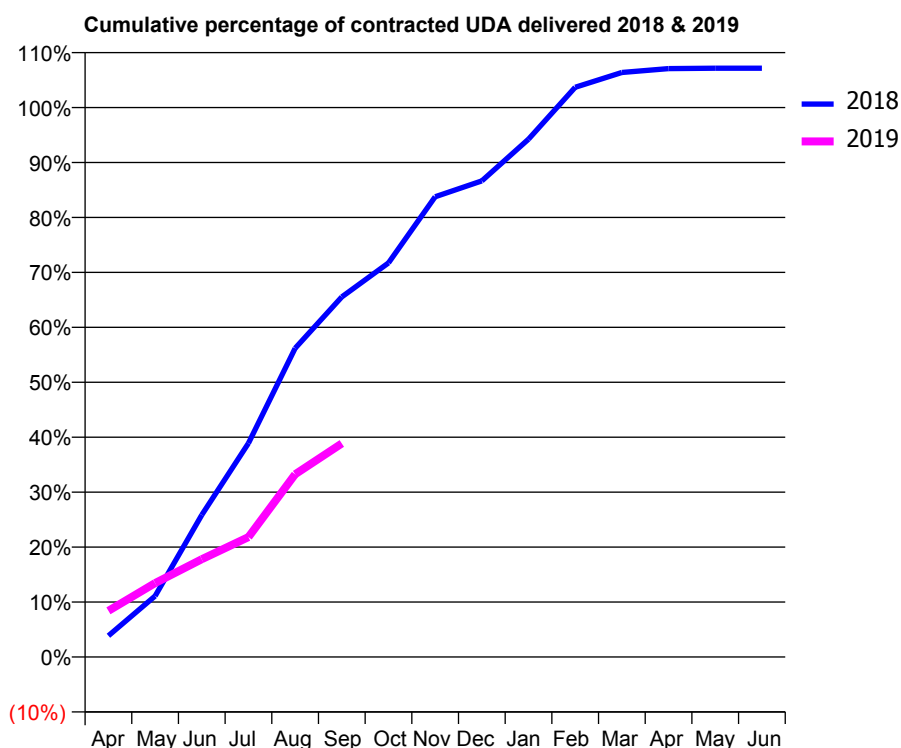
18/19 Contracted general activity (UDA)	1,300
Carry forward general activity (UDA)	-26
18/19 Contracted orthodontic activity (UOA)	0
Carry forward orthodontic activity (UOA)	0
Baseline contract value	£35,283.91

### ACCESS\*

Patients seen in 24 months	Total	Change since previous quarter
Quarter ending September 2017	1,095	
Quarter ending December 2017	1,099	→
Quarter ending March 2018	1,117	→
Quarter ending June 2018	1,135	→
Quarter ending September 2018	1,164	↑
<b>Variance since September 2017</b>	<b>6.3%</b>	<b>↑</b>



### ACTIVITY



Adjusted Scheduled Activity (UDA)		
Month	2018	2019
April	50	109
May	144	175
June	336	231
July	506	284
August	730	432
September	852	505
October	932	
November	1,089	
December	1,126	
January	1,225	
February	1,348	
March	1,383	
April	1,392	
May	1,393	
June	1,393	

### QUALITY

	Quantity	Base Number	Contract	AT	Region	England
% of FP17s for the same patient ID Re-attending within 3 months - Children	28	430	6.5%	9.4%	11.1%	11.6%
% of FP17s for the same patient ID Re-attending within 3 months - Adults	71	604	11.8%	13.9%	15.3%	15.5%
% of FP17s for the same patient ID Re-attending between 3 & 9 months - Children	292	430	67.9%	59.4%	61.1%	58.8%
% of FP17s for the same patient ID Re-attending between 3 & 9 months - Adults	338	604	56.0%	50.4%	52.3%	51.1%
% of FP17s for Band 1 Urgent Courses	16	350	4.6%	10.0%	9.5%	9.0%
% of FP17s Relating to Free Repair or Replacements	0	350	0.0%	0.8%	0.7%	0.8%
% of FP17s Relating to Continuations	0	350	0.0%	1.0%	0.8%	0.9%
% of Patients satisfied with the dentistry they have received	1	1	N/A	93.9%	93.6%	93.3%
% of Patients satisfied with the time they had to wait for an appointment	1	1	N/A	85.6%	88.8%	88.9%

\* This is based on patients treated on this contract for their most recent course of treatment. Figures in italics indicate the base number of FP17s or Patient Questionnaire responses are less than 100. N/A is shown where the base number of responses is less than 10 during the period. % is calculated as Quantity/Base number\*100

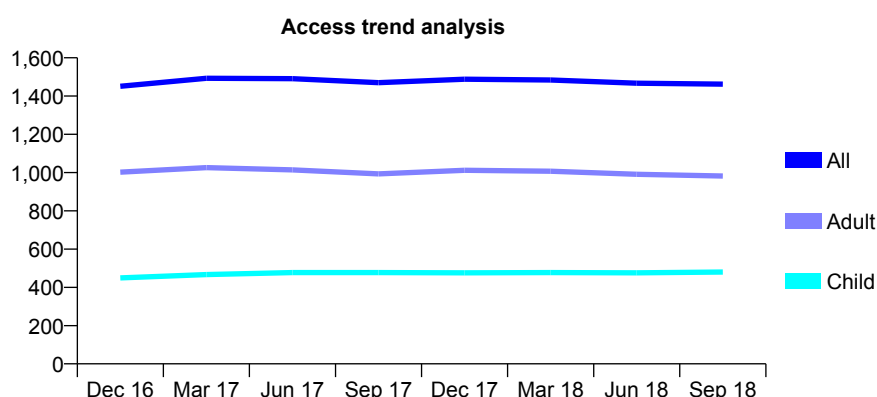
# Q66 - Vital Signs At a Glance Contract Report for 752029/0002 - September 2018

Name or company name	MR PD JINKS
Contract type name	GDS Contract
Purpose of contract	General
Contract start date	01/04/2011
Contract end date	

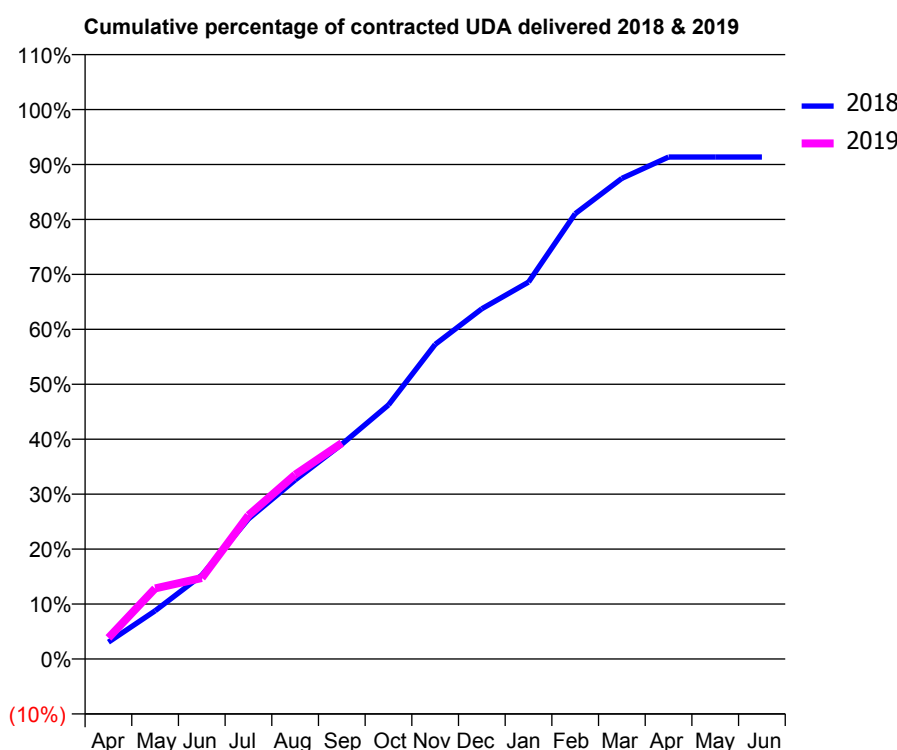
18/19 Contracted general activity (UDA)	4,699
Carry forward general activity (UDA)	0
18/19 Contracted orthodontic activity (UOA)	0
Carry forward orthodontic activity (UOA)	0
Baseline contract value	£130,778.14

## ACCESS\*

Patients seen in 24 months	Total	Change since previous quarter
Quarter ending September 2017	1,470	
Quarter ending December 2017	1,488	→
Quarter ending March 2018	1,484	→
Quarter ending June 2018	1,467	↓
Quarter ending September 2018	1,462	→
<b>Variance since September 2017</b>	<b>(0.5%)</b>	<b>→</b>



## ACTIVITY



Adjusted Scheduled Activity (UDA)		
Month	2018	2019
April	144	181
May	412	604
June	716	693
July	1,197	1,228
August	1,531	1,577
September	1,837	1,847
October	2,173	
November	2,690	
December	2,995	
January	3,223	
February	3,809	
March	4,110	
April	4,293	
May	4,293	
June	4,293	

## QUALITY

	Quantity	Base Number	Contract	AT	Region	England
% of FP17s for the same patient ID Re-attending within 3 months - Children	15	271	5.5%	9.4%	11.1%	11.6%
% of FP17s for the same patient ID Re-attending within 3 months - Adults	128	701	18.3%	13.9%	15.3%	15.5%
% of FP17s for the same patient ID Re-attending between 3 & 9 months - Children	153	271	56.5%	59.4%	61.1%	58.8%
% of FP17s for the same patient ID Re-attending between 3 & 9 months - Adults	426	701	60.8%	50.4%	52.3%	51.1%
% of FP17s for Band 1 Urgent Courses	24	890	2.7%	10.0%	9.5%	9.0%
% of FP17s Relating to Free Repair or Replacements	8	890	0.9%	0.8%	0.7%	0.8%
% of FP17s Relating to Continuations	51	890	5.7%	1.0%	0.8%	0.9%
% of Patients satisfied with the dentistry they have received	2	2	N/A	93.9%	93.6%	93.3%
% of Patients satisfied with the time they had to wait for an appointment	2	2	N/A	85.6%	88.8%	88.9%

\* This is based on patients treated on this contract for their most recent course of treatment. Figures in italics indicate the base number of FP17s or Patient Questionnaire responses are less than 100. N/A is shown where the base number of responses is less than 10 during the period. % is calculated as Quantity/Base number\*100

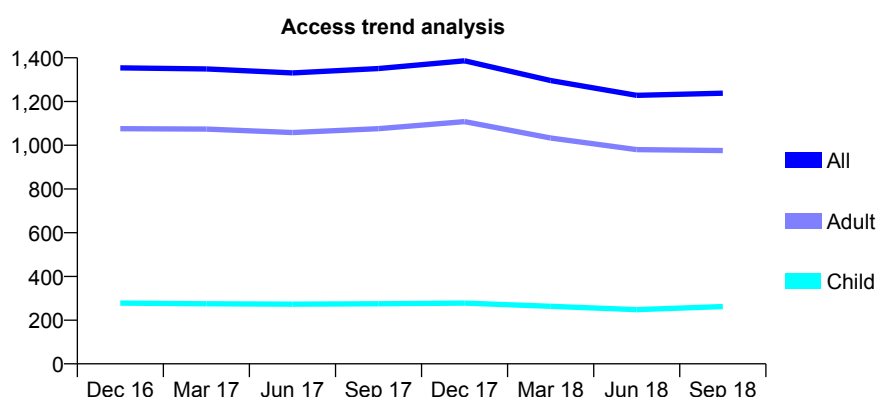
# Q66 - Vital Signs At a Glance Contract Report for 753785/0001 - September 2018

Name or company name	MR RJ PRINGLE
Contract type name	GDS Contract
Purpose of contract	General
Contract start date	01/04/2006
Contract end date	

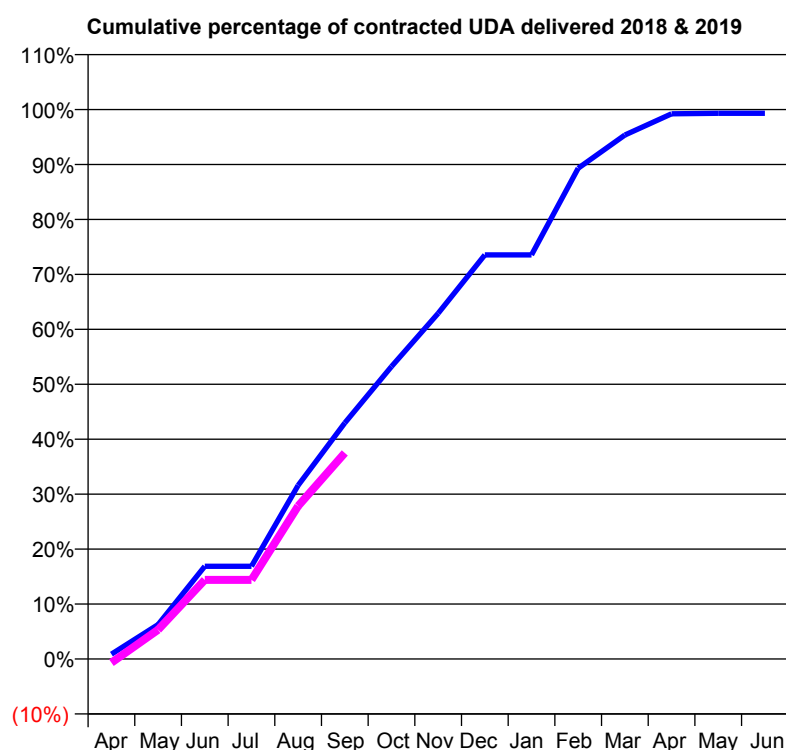
18/19 Contracted general activity (UDA)	3,427
Carry forward general activity (UDA)	24
18/19 Contracted orthodontic activity (UOA)	0
Carry forward orthodontic activity (UOA)	0
Baseline contract value	£91,690.69

## ACCESS\*

Patients seen in 24 months	Total	Change since previous quarter
Quarter ending September 2017	1,351	
Quarter ending December 2017	1,386	↑
Quarter ending March 2018	1,296	↓
Quarter ending June 2018	1,228	↓
Quarter ending September 2018	1,238	→
<b>Variance since September 2017</b>	<b>(8.4%)</b>	<b>↓</b>



## ACTIVITY



Adjusted Scheduled Activity (UDA)		
Month	2018	2019
April	30	-24
May	215	182
June	578	493
July	578	493
August	1,083	955
September	1,472	1,285
October	1,824	
November	2,156	
December	2,520	
January	2,520	
February	3,061	
March	3,268	
April	3,400	
May	3,403	
June	3,403	

## QUALITY

	Quantity	Base Number	Contract	AT	Region	England
% of FP17s for the same patient ID Re-attending within 3 months - Children	8	171	4.7%	9.4%	11.1%	11.6%
% of FP17s for the same patient ID Re-attending within 3 months - Adults	71	717	9.9%	13.9%	15.3%	15.5%
% of FP17s for the same patient ID Re-attending between 3 & 9 months - Children	70	171	40.9%	59.4%	61.1%	58.8%
% of FP17s for the same patient ID Re-attending between 3 & 9 months - Adults	328	717	45.7%	50.4%	52.3%	51.1%
% of FP17s for Band 1 Urgent Courses	95	790	12.0%	10.0%	9.5%	9.0%
% of FP17s Relating to Free Repair or Replacements	3	790	0.4%	0.8%	0.7%	0.8%
% of FP17s Relating to Continuations	6	790	0.8%	1.0%	0.8%	0.9%
% of Patients satisfied with the dentistry they have received	0	0	N/A	93.9%	93.6%	93.3%
% of Patients satisfied with the time they had to wait for an appointment	0	0	N/A	85.6%	88.8%	88.9%

\* This is based on patients treated on this contract for their most recent course of treatment. Figures in italics indicate the base number of FP17s or Patient Questionnaire responses are less than 100. N/A is shown where the base number of responses is less than 10 during the period. % is calculated as Quantity/Base number\*100

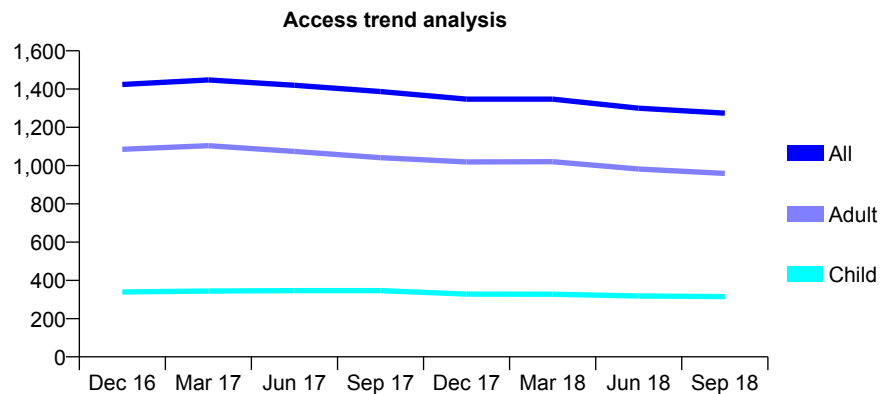
## Q66 - Vital Signs At a Glance Contract Report for 753793/0001 - September 2018

Name or company name	MISS KA BABOS
Contract type name	GDS Contract
Purpose of contract	General
Contract start date	01/04/2006
Contract end date	

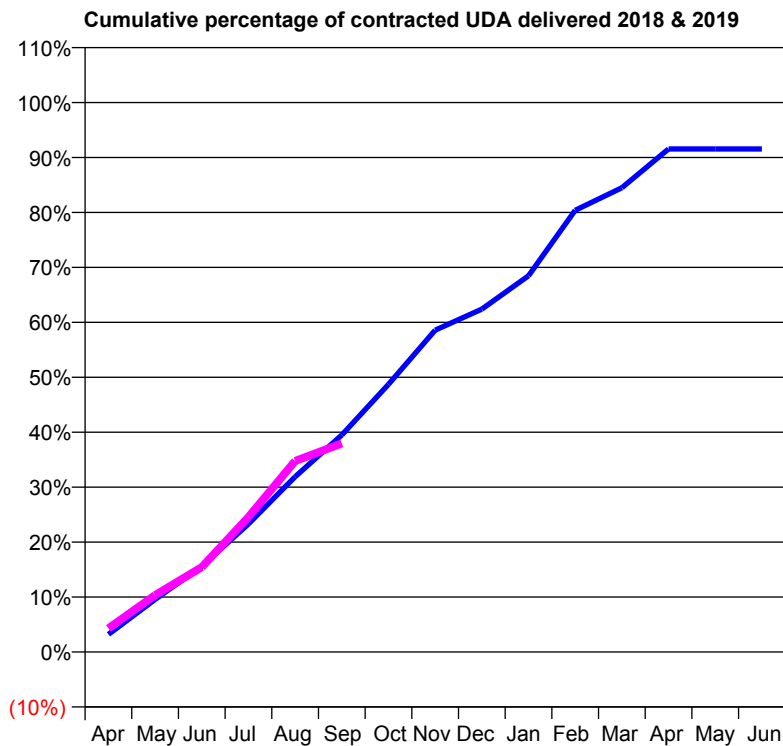
18/19 Contracted general activity (UDA)	4,500
Carry forward general activity (UDA)	0
18/19 Contracted orthodontic activity (UOA)	0
Carry forward orthodontic activity (UOA)	0
Baseline contract value	£135,624.16

### ACCESS\*

Patients seen in 24 months	Total	Change since previous quarter
Quarter ending September 2017	1,387	
Quarter ending December 2017	1,347	↓
Quarter ending March 2018	1,347	→
Quarter ending June 2018	1,300	↓
Quarter ending September 2018	1,274	↓
<b>Variance since September 2017</b>	<b>(8.1%)</b>	<b>↓</b>



### ACTIVITY



Adjusted Scheduled Activity (UDA)		
Month	2018	2019
April	145	194
May	431	465
June	702	696
July	1,049	1,106
August	1,435	1,564
September	1,777	1,708
October	2,192	
November	2,636	
December	2,808	
January	3,082	
February	3,618	
March	3,802	
April	4,119	
May	4,119	
June	4,119	

### QUALITY

	Quantity	Base Number	Contract	AT	Region	England
% of FP17s for the same patient ID Re-attending within 3 months - Children	11	177	6.2%	9.4%	11.1%	11.6%
% of FP17s for the same patient ID Re-attending within 3 months - Adults	151	598	25.3%	13.9%	15.3%	15.5%
% of FP17s for the same patient ID Re-attending between 3 & 9 months - Children	56	177	31.6%	59.4%	61.1%	58.8%
% of FP17s for the same patient ID Re-attending between 3 & 9 months - Adults	151	598	25.3%	50.4%	52.3%	51.1%
% of FP17s for Band 1 Urgent Courses	137	686	20.0%	10.0%	9.5%	9.0%
% of FP17s Relating to Free Repair or Replacements	10	686	1.5%	0.8%	0.7%	0.8%
% of FP17s Relating to Continuations	12	686	1.7%	1.0%	0.8%	0.9%
% of Patients satisfied with the dentistry they have received	0	0	N/A	93.9%	93.6%	93.3%
% of Patients satisfied with the time they had to wait for an appointment	0	0	N/A	85.6%	88.8%	88.9%

\* This is based on patients treated on this contract for their most recent course of treatment. Figures in italics indicate the base number of FP17s or Patient Questionnaire responses are less than 100. N/A is shown where the base number of responses is less than 10 during the period. % is calculated as Quantity/Base number\*100

## Q66 - Vital Signs At a Glance Contract Report for 762148/0001 - September 2018

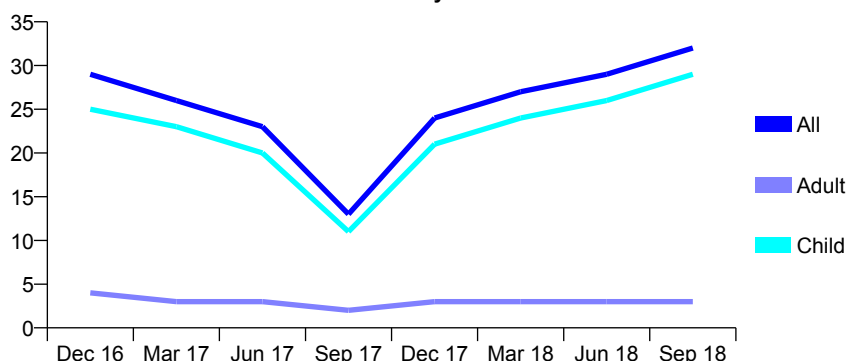
Name or company name	MR V MIRZAYAN
Contract type name	GDS Contract
Purpose of contract	General
Contract start date	01/04/2006
Contract end date	

18/19 Contracted general activity (UDA)	92
Carry forward general activity (UDA)	0
18/19 Contracted orthodontic activity (UOA)	0
Carry forward orthodontic activity (UOA)	0
Baseline contract value	£2,776.86

### ACCESS\*

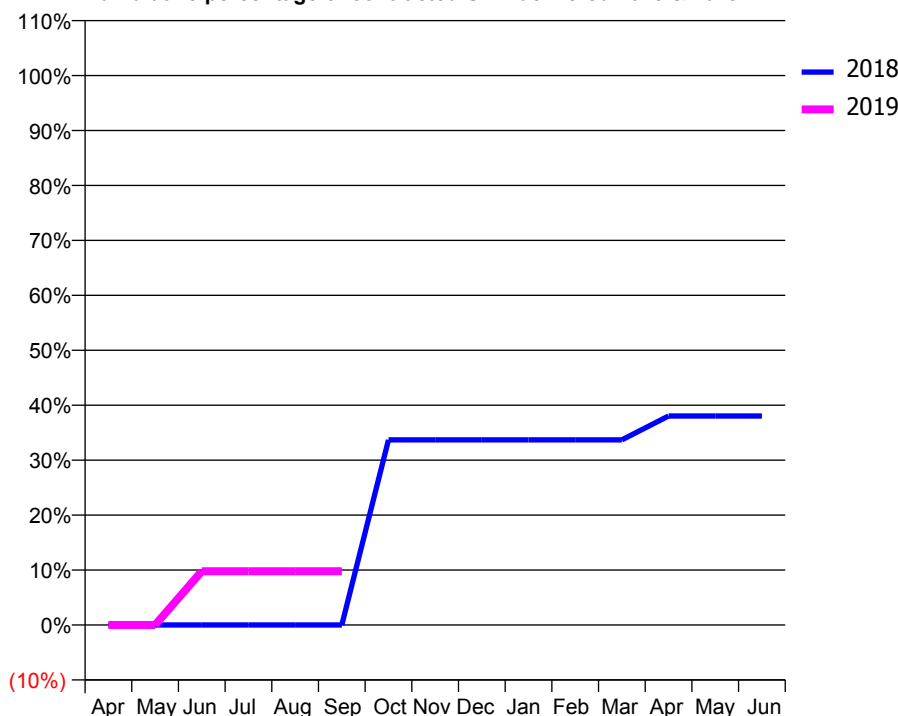
Patients seen in 24 months	Total	Change since previous quarter
Quarter ending September 2017	13	
Quarter ending December 2017	24	↑
Quarter ending March 2018	27	↑
Quarter ending June 2018	29	↑
Quarter ending September 2018	32	↑
<b>Variance since September 2017</b>	<b>146.2%</b>	<b>↑</b>

Access trend analysis



### ACTIVITY

Cumulative percentage of contracted UDA delivered 2018 & 2019



Adjusted Scheduled Activity (UDA)		
Month	2018	2019
April	0	0
May	0	0
June	0	9
July	0	9
August	0	9
September	0	9
October	31	
November	31	
December	31	
January	31	
February	31	
March	31	
April	35	
May	35	
June	35	

### QUALITY

	Quantity	Base Number	Contract	AT	Region	England
% of FP17s for the same patient ID Re-attending within 3 months - Children	0	13	0.0%	9.4%	11.1%	11.6%
% of FP17s for the same patient ID Re-attending within 3 months - Adults	0	0	N/A	13.9%	15.3%	15.5%
% of FP17s for the same patient ID Re-attending between 3 & 9 months - Children	3	13	23.1%	59.4%	61.1%	58.8%
% of FP17s for the same patient ID Re-attending between 3 & 9 months - Adults	0	0	N/A	50.4%	52.3%	51.1%
% of FP17s for Band 1 Urgent Courses	0	7	0.0%	10.0%	9.5%	9.0%
% of FP17s Relating to Free Repair or Replacements	0	7	0.0%	0.8%	0.7%	0.8%
% of FP17s Relating to Continuations	0	7	0.0%	1.0%	0.8%	0.9%
% of Patients satisfied with the dentistry they have received	0	0	N/A	93.9%	93.6%	93.3%
% of Patients satisfied with the time they had to wait for an appointment	0	0	N/A	85.6%	88.8%	88.9%

\* This is based on patients treated on this contract for their most recent course of treatment. Figures in italics indicate the base number of FP17s or Patient Questionnaire responses are less than 100. N/A is shown where the base number of responses is less than 10 during the period. % is calculated as Quantity/Base number\*100

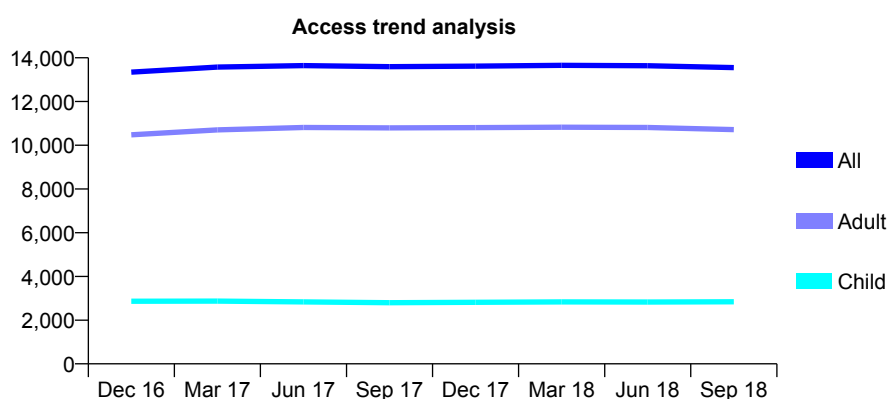
## Q66 - Vital Signs At a Glance Contract Report for 762520/0001 - September 2018

Name or company name	Castle View Dental Practice
Contract type name	Pilot Contract
Purpose of contract	General and Orthodontic
Contract start date	01/09/2013
Contract end date	

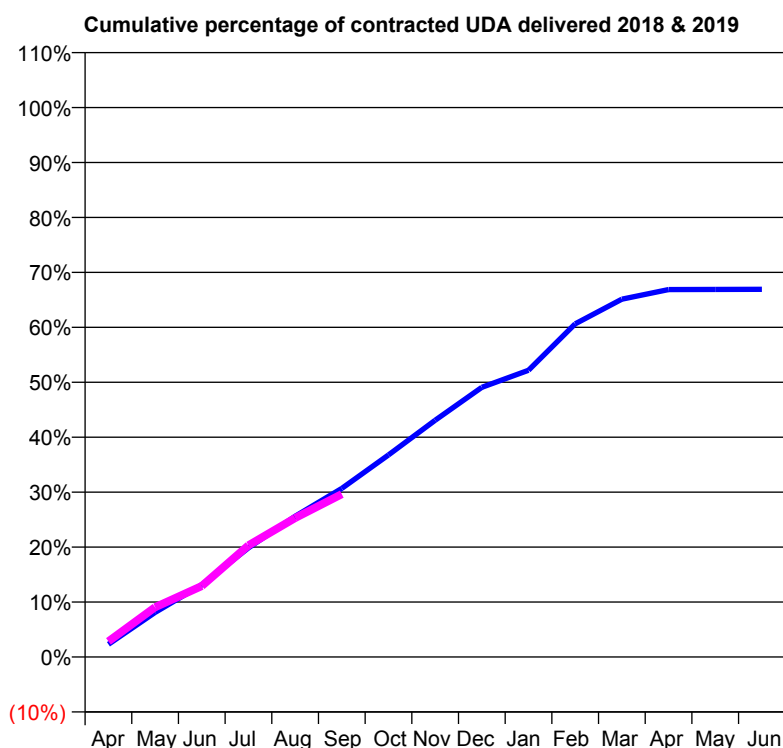
18/19 Contracted general activity (UDA)	31,724
Carry forward general activity (UDA)	0
18/19 Contracted orthodontic activity (UOA)	1,000
Carry forward orthodontic activity (UOA)	0
Baseline contract value	£1,041,455.12

### ACCESS\*

Patients seen in 24 months	Total	Change since previous quarter
Quarter ending September 2017	13,593	
Quarter ending December 2017	13,620	→
Quarter ending March 2018	13,658	→
Quarter ending June 2018	13,640	→
Quarter ending September 2018	13,552	→
<b>Variance since September 2017</b>	<b>(0.3%)</b>	→



### ACTIVITY



Adjusted Scheduled Activity (UDA)		
Month	2018	2019
April	737	906
May	2,576	2,875
June	4,172	4,098
July	6,303	6,449
August	8,127	8,026
September	9,735	9,400
October	11,665	
November	13,672	
December	15,572	
January	16,559	
February	19,234	
March	20,659	
April	21,213	
May	21,224	
June	21,227	

### QUALITY

	Quantity	Base Number	Contract	AT	Region	England
% of FP17s for the same patient ID Re-attending within 3 months - Children	93	1,487	6.3%	9.4%	11.1%	11.6%
% of FP17s for the same patient ID Re-attending within 3 months - Adults	866	5,399	16.0%	13.9%	15.3%	15.5%
% of FP17s for the same patient ID Re-attending between 3 & 9 months - Children	390	1,487	26.2%	59.4%	61.1%	58.8%
% of FP17s for the same patient ID Re-attending between 3 & 9 months - Adults	1,353	5,399	25.1%	50.4%	52.3%	51.1%
% of FP17s for Band 1 Urgent Courses	677	5,540	12.2%	10.0%	9.5%	9.0%
% of FP17s Relating to Free Repair or Replacements	34	5,540	0.6%	0.8%	0.7%	0.8%
% of FP17s Relating to Continuations	23	5,540	0.4%	1.0%	0.8%	0.9%
% of Patients satisfied with the dentistry they have received	7	8	N/A	93.9%	93.6%	93.3%
% of Patients satisfied with the time they had to wait for an appointment	6	8	N/A	85.6%	88.8%	88.9%

\* This is based on patients treated on this contract for their most recent course of treatment. Figures in italics indicate the base number of FP17s or Patient Questionnaire responses are less than 100. N/A is shown where the base number of responses is less than 10 during the period. % is calculated as Quantity/Base number\*100



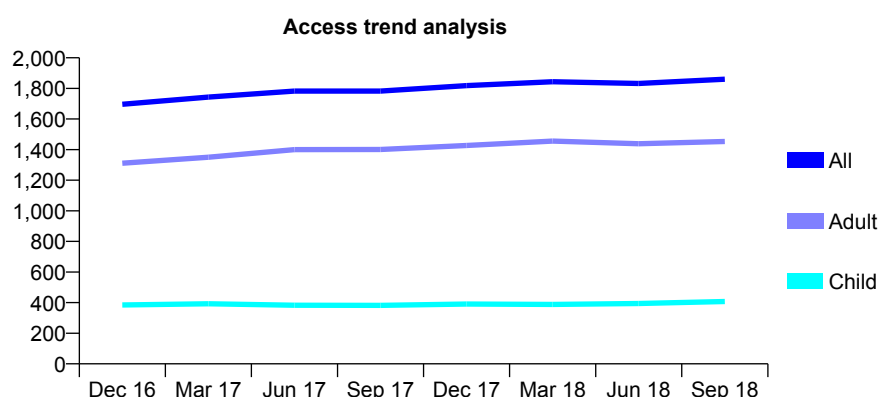
# Q66 - Vital Signs At a Glance Contract Report for 763969/0001 - September 2018

Name or company name	MR V AVAKIAN
Contract type name	GDS Contract
Purpose of contract	General
Contract start date	01/04/2006
Contract end date	

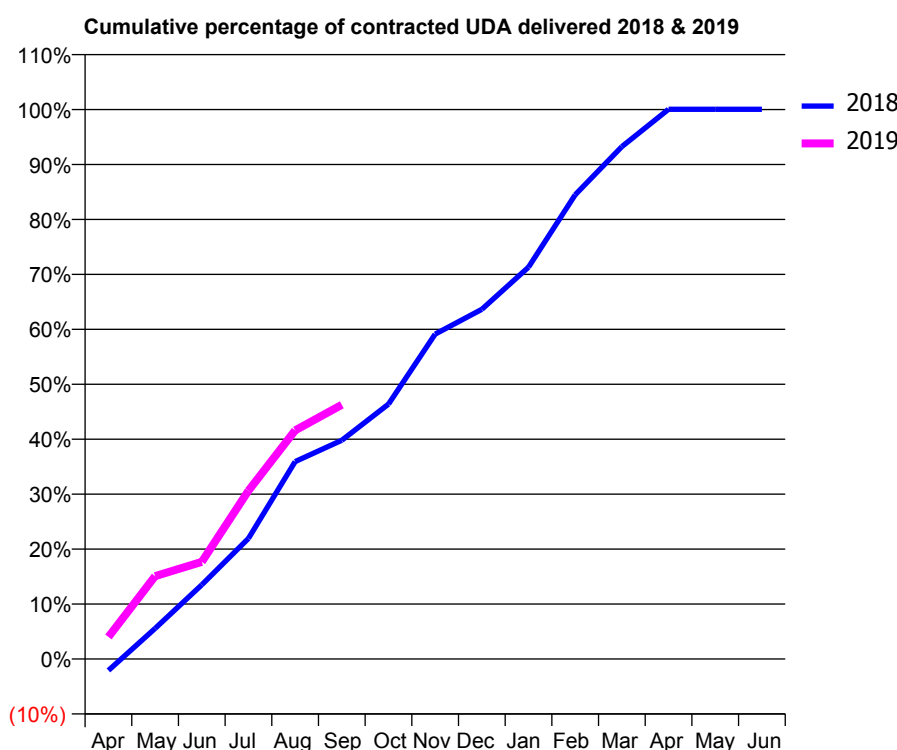
18/19 Contracted general activity (UDA)	6,526
Carry forward general activity (UDA)	-3
18/19 Contracted orthodontic activity (UOA)	0
Carry forward orthodontic activity (UOA)	0
Baseline contract value	£162,005.00

## ACCESS\*

Patients seen in 24 months	Total	Change since previous quarter
Quarter ending September 2017	1,783	
Quarter ending December 2017	1,818	→
Quarter ending March 2018	1,844	→
Quarter ending June 2018	1,832	→
Quarter ending September 2018	1,860	→
<b>Variance since September 2017</b>	<b>4.3%</b>	<b>↑</b>



## ACTIVITY



Adjusted Scheduled Activity (UDA)		
Month	2018	2019
April	-137	262
May	364	985
June	882	1,154
July	1,432	1,999
August	2,344	2,714
September	2,597	3,019
October	3,027	
November	3,858	
December	4,153	
January	4,654	
February	5,514	
March	6,086	
April	6,529	
May	6,529	
June	6,529	

## QUALITY

	Quantity	Base Number	Contract	AT	Region	England
% of FP17s for the same patient ID Re-attending within 3 months - Children	21	330	6.4%	9.4%	11.1%	11.6%
% of FP17s for the same patient ID Re-attending within 3 months - Adults	154	1,139	13.5%	13.9%	15.3%	15.5%
% of FP17s for the same patient ID Re-attending between 3 & 9 months - Children	223	330	67.6%	59.4%	61.1%	58.8%
% of FP17s for the same patient ID Re-attending between 3 & 9 months - Adults	768	1,139	67.4%	50.4%	52.3%	51.1%
% of FP17s for Band 1 Urgent Courses	84	1,315	6.4%	10.0%	9.5%	9.0%
% of FP17s Relating to Free Repair or Replacements	0	1,315	0.0%	0.8%	0.7%	0.8%
% of FP17s Relating to Continuations	24	1,315	1.8%	1.0%	0.8%	0.9%
% of Patients satisfied with the dentistry they have received	2	2	N/A	93.9%	93.6%	93.3%
% of Patients satisfied with the time they had to wait for an appointment	2	2	N/A	85.6%	88.8%	88.9%

\* This is based on patients treated on this contract for their most recent course of treatment. Figures in italics indicate the base number of FP17s or Patient Questionnaire responses are less than 100. N/A is shown where the base number of responses is less than 10 during the period. % is calculated as Quantity/Base number\*100

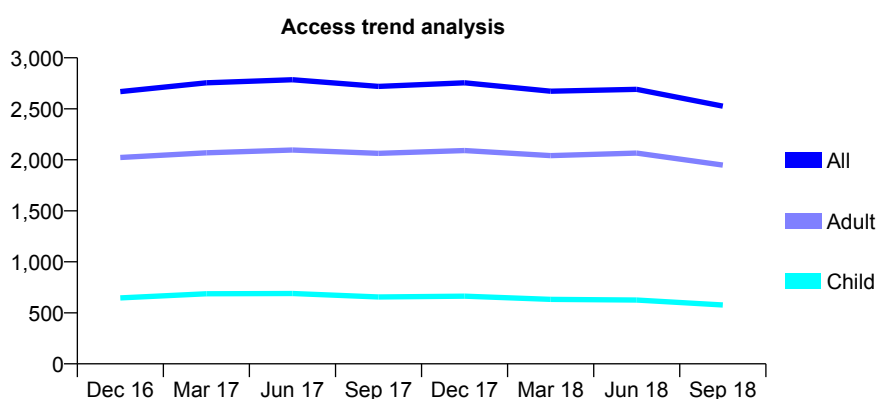
## Q66 - Vital Signs At a Glance Contract Report for 789062/0001 - September 2018

Name or company name	MS E ZAJKOWSKA-STEPIEN
Contract type name	GDS Contract
Purpose of contract	General
Contract start date	01/02/2008
Contract end date	

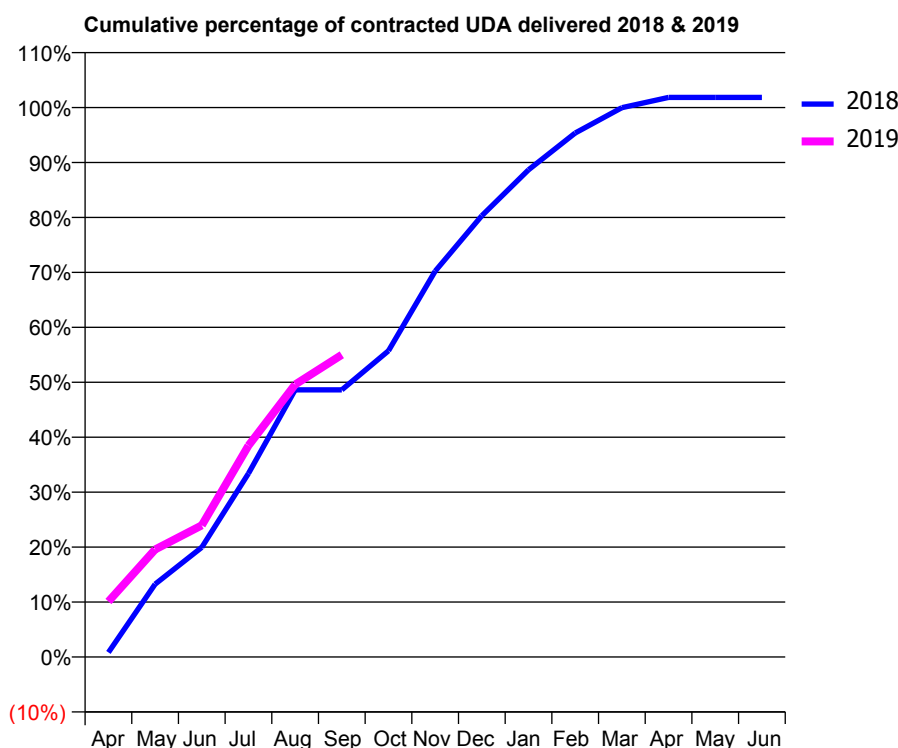
18/19 Contracted general activity (UDA)	9,567
Carry forward general activity (UDA)	-176
18/19 Contracted orthodontic activity (UOA)	0
Carry forward orthodontic activity (UOA)	0
Baseline contract value	£245,929.33

### ACCESS\*

Patients seen in 24 months	Total	Change since previous quarter
Quarter ending September 2017	2,720	
Quarter ending December 2017	2,755	→
Quarter ending March 2018	2,673	↓
Quarter ending June 2018	2,691	→
Quarter ending September 2018	2,526	↓
<b>Variance since September 2017</b>	<b>(7.1%)</b>	<b>↓</b>



### ACTIVITY



Adjusted Scheduled Activity (UDA)		
Month	2018	2019
April	80	967
May	1,269	1,873
June	1,908	2,293
July	3,195	3,681
August	4,652	4,744
September	4,652	5,261
October	5,331	
November	6,718	
December	7,684	
January	8,483	
February	9,123	
March	9,563	
April	9,743	
May	9,743	
June	9,743	

### QUALITY

	Quantity	Base Number	Contract	AT	Region	England
% of FP17s for the same patient ID Re-attending within 3 months - Children	29	406	7.1%	9.4%	11.1%	11.6%
% of FP17s for the same patient ID Re-attending within 3 months - Adults	220	1,529	14.4%	13.9%	15.3%	15.5%
% of FP17s for the same patient ID Re-attending between 3 & 9 months - Children	280	406	69.0%	59.4%	61.1%	58.8%
% of FP17s for the same patient ID Re-attending between 3 & 9 months - Adults	969	1,529	63.4%	50.4%	52.3%	51.1%
% of FP17s for Band 1 Urgent Courses	82	1,870	4.4%	10.0%	9.5%	9.0%
% of FP17s Relating to Free Repair or Replacements	3	1,870	0.2%	0.8%	0.7%	0.8%
% of FP17s Relating to Continuations	15	1,870	0.8%	1.0%	0.8%	0.9%
% of Patients satisfied with the dentistry they have received	1	1	N/A	93.9%	93.6%	93.3%
% of Patients satisfied with the time they had to wait for an appointment	0	1	N/A	85.6%	88.8%	88.9%

\* This is based on patients treated on this contract for their most recent course of treatment. Figures in italics indicate the base number of FP17s or Patient Questionnaire responses are less than 100. N/A is shown where the base number of responses is less than 10 during the period. % is calculated as Quantity/Base number\*100

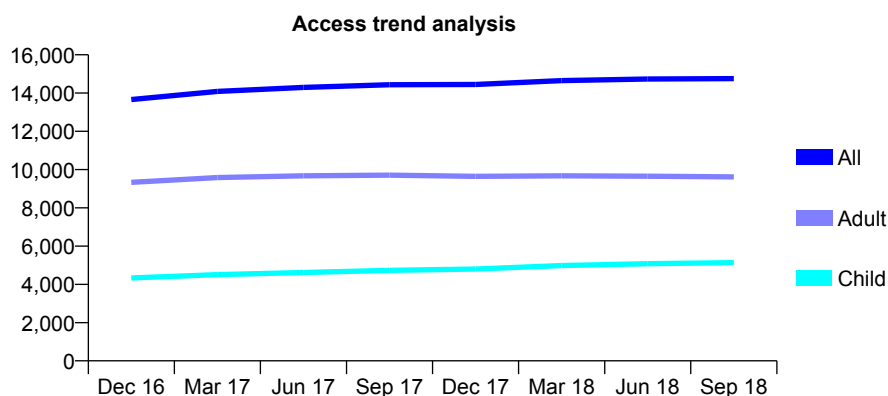
## Q66 - Vital Signs At a Glance Contract Report for 801399/0001 - September 2018

Name or company name	MR R SMITH
Contract type name	GDS Contract
Purpose of contract	General
Contract start date	01/04/2006
Contract end date	

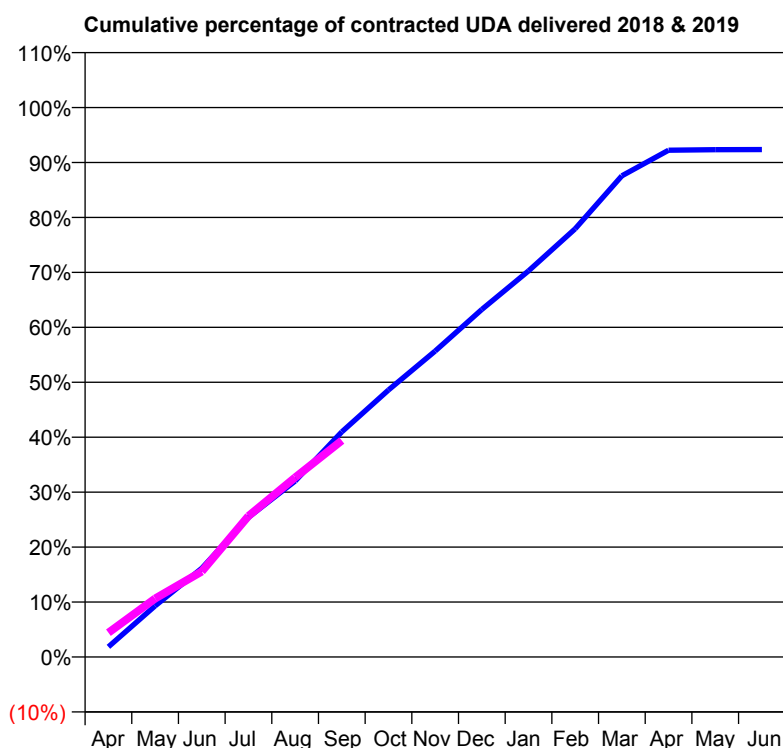
18/19 Contracted general activity (UDA)	36,500
Carry forward general activity (UDA)	0
18/19 Contracted orthodontic activity (UOA)	0
Carry forward orthodontic activity (UOA)	0
Baseline contract value	£856,470.51

### ACCESS\*

Patients seen in 24 months	Total	Change since previous quarter
Quarter ending September 2017	14,438	
Quarter ending December 2017	14,451	→
Quarter ending March 2018	14,652	→
Quarter ending June 2018	14,733	→
Quarter ending September 2018	14,758	→
<b>Variance since September 2017</b>	<b>2.2%</b>	<b>↑</b>



### ACTIVITY



Adjusted Scheduled Activity (UDA)		
Month	2018	2019
April	675	1,619
May	3,392	3,880
June	5,892	5,684
July	9,275	9,363
August	11,686	11,925
September	14,958	14,382
October	17,741	
November	20,322	
December	23,090	
January	25,649	
February	28,445	
March	31,966	
April	33,660	
May	33,700	
June	33,707	

### QUALITY

	Quantity	Base Number	Contract	AT	Region	England
% of FP17s for the same patient ID Re-attending within 3 months - Children	168	3,388	5.0%	9.4%	11.1%	11.6%
% of FP17s for the same patient ID Re-attending within 3 months - Adults	616	5,945	10.4%	13.9%	15.3%	15.5%
% of FP17s for the same patient ID Re-attending between 3 & 9 months - Children	1,628	3,388	48.1%	59.4%	61.1%	58.8%
% of FP17s for the same patient ID Re-attending between 3 & 9 months - Adults	3,180	5,945	53.5%	50.4%	52.3%	51.1%
% of FP17s for Band 1 Urgent Courses	603	8,355	7.2%	10.0%	9.5%	9.0%
% of FP17s Relating to Free Repair or Replacements	41	8,355	0.5%	0.8%	0.7%	0.8%
% of FP17s Relating to Continuations	64	8,355	0.8%	1.0%	0.8%	0.9%
% of Patients satisfied with the dentistry they have received	9	9	N/A	93.9%	93.6%	93.3%
% of Patients satisfied with the time they had to wait for an appointment	8	9	N/A	85.6%	88.8%	88.9%

\* This is based on patients treated on this contract for their most recent course of treatment. Figures in italics indicate the base number of FP17s or Patient Questionnaire responses are less than 100. N/A is shown where the base number of responses is less than 10 during the period. % is calculated as Quantity/Base number\*100

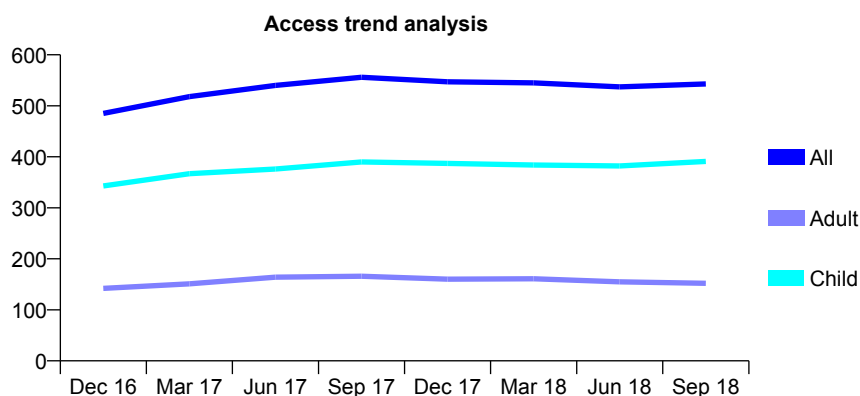
## Q66 - Vital Signs At a Glance Contract Report for 801593/0001 - September 2018

Name or company name	MR P IRISH
Contract type name	GDS Contract
Purpose of contract	General
Contract start date	01/04/2006
Contract end date	

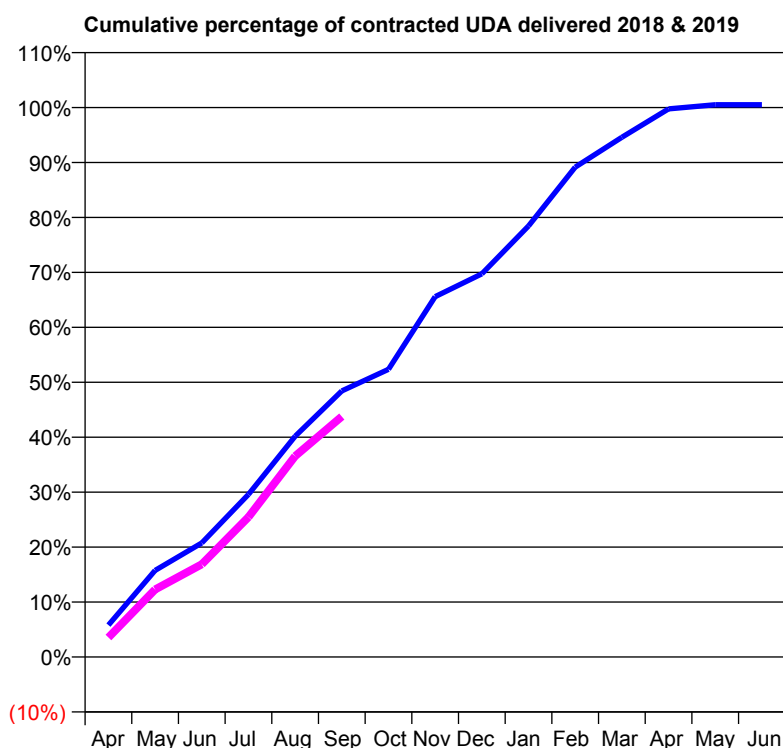
18/19 Contracted general activity (UDA)	1,450
Carry forward general activity (UDA)	-7
18/19 Contracted orthodontic activity (UOA)	0
Carry forward orthodontic activity (UOA)	0
Baseline contract value	£39,344.35

### ACCESS\*

Patients seen in 24 months	Total	Change since previous quarter
Quarter ending September 2017	556	
Quarter ending December 2017	547	↓
Quarter ending March 2018	545	→
Quarter ending June 2018	537	↓
Quarter ending September 2018	543	→
<b>Variance since September 2017</b>	<b>(2.3%)</b>	<b>↓</b>



### ACTIVITY



Adjusted Scheduled Activity (UDA)		
Month	2018	2019
April	84	51
May	228	178
June	301	245
July	429	369
August	582	530
September	702	635
October	759	
November	951	
December	1,011	
January	1,137	
February	1,293	
March	1,371	
April	1,446	
May	1,457	
June	1,457	

### QUALITY

	Quantity	Base Number	Contract	AT	Region	England
% of FP17s for the same patient ID Re-attending within 3 months - Children	38	324	11.7%	9.4%	11.1%	11.6%
% of FP17s for the same patient ID Re-attending within 3 months - Adults	23	93	24.7%	13.9%	15.3%	15.5%
% of FP17s for the same patient ID Re-attending between 3 & 9 months - Children	185	324	57.1%	59.4%	61.1%	58.8%
% of FP17s for the same patient ID Re-attending between 3 & 9 months - Adults	28	93	30.1%	50.4%	52.3%	51.1%
% of FP17s for Band 1 Urgent Courses	28	366	7.7%	10.0%	9.5%	9.0%
% of FP17s Relating to Free Repair or Replacements	0	366	0.0%	0.8%	0.7%	0.8%
% of FP17s Relating to Continuations	0	366	0.0%	1.0%	0.8%	0.9%
% of Patients satisfied with the dentistry they have received	0	0	N/A	93.9%	93.6%	93.3%
% of Patients satisfied with the time they had to wait for an appointment	0	0	N/A	85.6%	88.8%	88.9%

\* This is based on patients treated on this contract for their most recent course of treatment. Figures in italics indicate the base number of FP17s or Patient Questionnaire responses are less than 100. N/A is shown where the base number of responses is less than 10 during the period. % is calculated as Quantity/Base number\*100

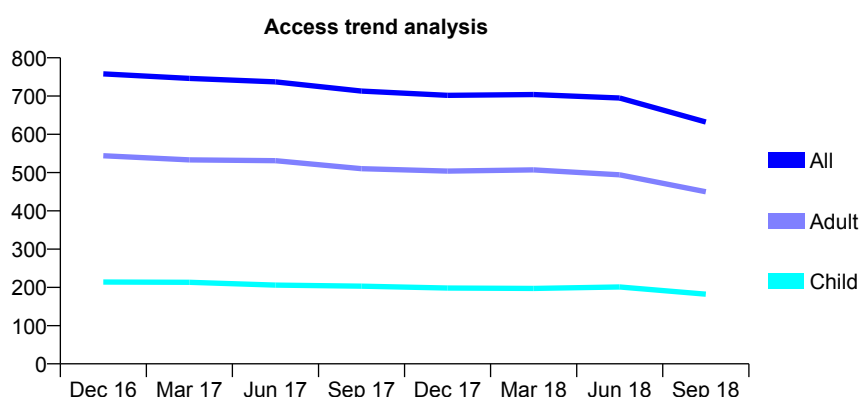
# Q66 - Vital Signs At a Glance Contract Report for 809780/0002 - September 2018

Name or company name	Jonathan Baber and Michael Wines
Contract type name	GDS Contract
Purpose of contract	General
Contract start date	01/02/2012
Contract end date	

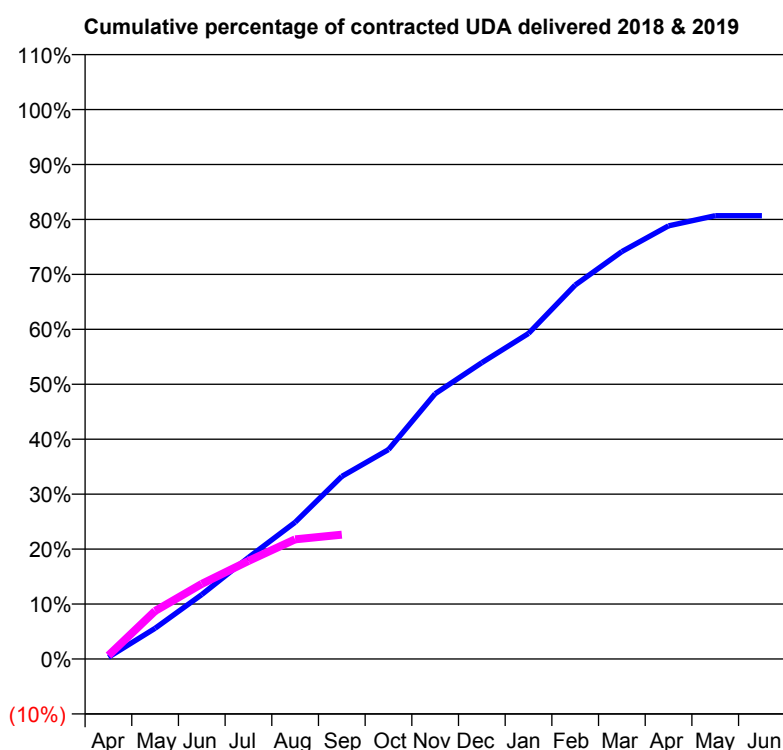
18/19 Contracted general activity (UDA)	1,998
Carry forward general activity (UDA)	0
18/19 Contracted orthodontic activity (UOA)	0
Carry forward orthodontic activity (UOA)	0
Baseline contract value	£46,585.43

## ACCESS\*

Patients seen in 24 months	Total	Change since previous quarter
Quarter ending September 2017	713	
Quarter ending December 2017	702	↓
Quarter ending March 2018	704	→
Quarter ending June 2018	695	↓
Quarter ending September 2018	632	↓
<b>Variance since September 2017</b>	<b>(11.4%)</b>	<b>↓</b>



## ACTIVITY



Adjusted Scheduled Activity (UDA)		
Month	2018	2019
April	6	13
May	112	175
June	234	273
July	369	357
August	497	435
September	664	452
October	762	
November	965	
December	1,078	
January	1,184	
February	1,360	
March	1,482	
April	1,575	
May	1,612	
June	1,612	

## QUALITY

	Quantity	Base Number	Contract	AT	Region	England
% of FP17s for the same patient ID Re-attending within 3 months - Children	6	118	5.1%	9.4%	11.1%	11.6%
% of FP17s for the same patient ID Re-attending within 3 months - Adults	37	280	13.2%	13.9%	15.3%	15.5%
% of FP17s for the same patient ID Re-attending between 3 & 9 months - Children	72	118	61.0%	59.4%	61.1%	58.8%
% of FP17s for the same patient ID Re-attending between 3 & 9 months - Adults	189	280	67.5%	50.4%	52.3%	51.1%
% of FP17s for Band 1 Urgent Courses	11	316	3.5%	10.0%	9.5%	9.0%
% of FP17s Relating to Free Repair or Replacements	3	316	0.9%	0.8%	0.7%	0.8%
% of FP17s Relating to Continuations	0	316	0.0%	1.0%	0.8%	0.9%
% of Patients satisfied with the dentistry they have received	0	0	N/A	93.9%	93.6%	93.3%
% of Patients satisfied with the time they had to wait for an appointment	0	0	N/A	85.6%	88.8%	88.9%

\* This is based on patients treated on this contract for their most recent course of treatment. Figures in italics indicate the base number of FP17s or Patient Questionnaire responses are less than 100. N/A is shown where the base number of responses is less than 10 during the period. % is calculated as Quantity/Base number\*100

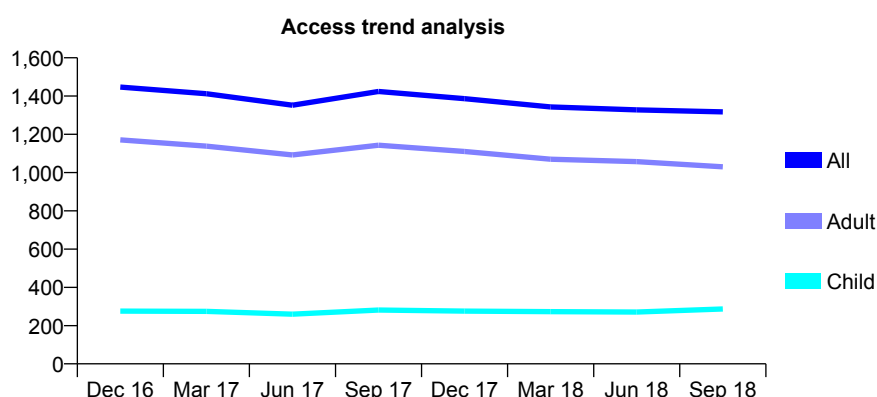
# Q66 - Vital Signs At a Glance Contract Report for 810452/0001 - September 2018

Name or company name	MISS AR MACHIN
Contract type name	GDS Contract
Purpose of contract	General
Contract start date	01/04/2006
Contract end date	

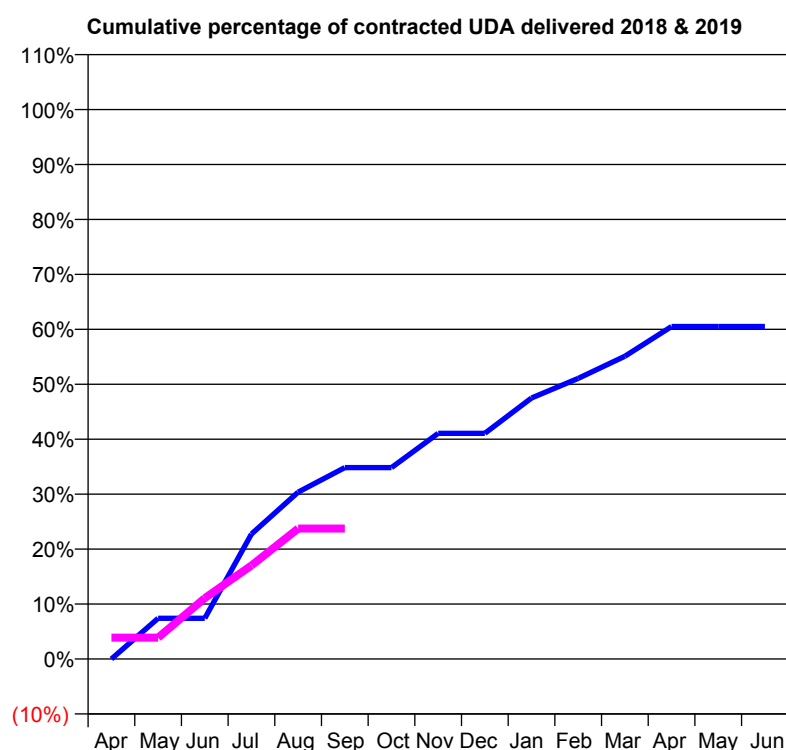
18/19 Contracted general activity (UDA)	4,490
Carry forward general activity (UDA)	0
18/19 Contracted orthodontic activity (UOA)	0
Carry forward orthodontic activity (UOA)	0
Baseline contract value	£120,828.78

## ACCESS\*

Patients seen in 24 months	Total	Change since previous quarter
Quarter ending September 2017	1,424	
Quarter ending December 2017	1,386	↓
Quarter ending March 2018	1,343	↓
Quarter ending June 2018	1,328	↓
Quarter ending September 2018	1,317	→
<b>Variance since September 2017</b>	<b>(7.5%)</b>	<b>↓</b>



## ACTIVITY



Adjusted Scheduled Activity (UDA)		
Month	2018	2019
April	0	175
May	333	175
June	333	498
July	1,021	765
August	1,363	1,066
September	1,564	1,066
October	1,564	
November	1,844	
December	1,844	
January	2,133	
February	2,293	
March	2,474	
April	2,717	
May	2,717	
June	2,717	

## QUALITY

	Quantity	Base Number	Contract	AT	Region	England
% of FP17s for the same patient ID Re-attending within 3 months - Children	13	173	7.5%	9.4%	11.1%	11.6%
% of FP17s for the same patient ID Re-attending within 3 months - Adults	28	533	5.3%	13.9%	15.3%	15.5%
% of FP17s for the same patient ID Re-attending between 3 & 9 months - Children	120	173	69.4%	59.4%	61.1%	58.8%
% of FP17s for the same patient ID Re-attending between 3 & 9 months - Adults	111	533	20.8%	50.4%	52.3%	51.1%
% of FP17s for Band 1 Urgent Courses	17	580	2.9%	10.0%	9.5%	9.0%
% of FP17s Relating to Free Repair or Replacements	0	580	0.0%	0.8%	0.7%	0.8%
% of FP17s Relating to Continuations	3	580	0.5%	1.0%	0.8%	0.9%
% of Patients satisfied with the dentistry they have received	0	0	N/A	93.9%	93.6%	93.3%
% of Patients satisfied with the time they had to wait for an appointment	0	0	N/A	85.6%	88.8%	88.9%

\* This is based on patients treated on this contract for their most recent course of treatment. Figures in italics indicate the base number of FP17s or Patient Questionnaire responses are less than 100. N/A is shown where the base number of responses is less than 10 during the period. % is calculated as Quantity/Base number\*100

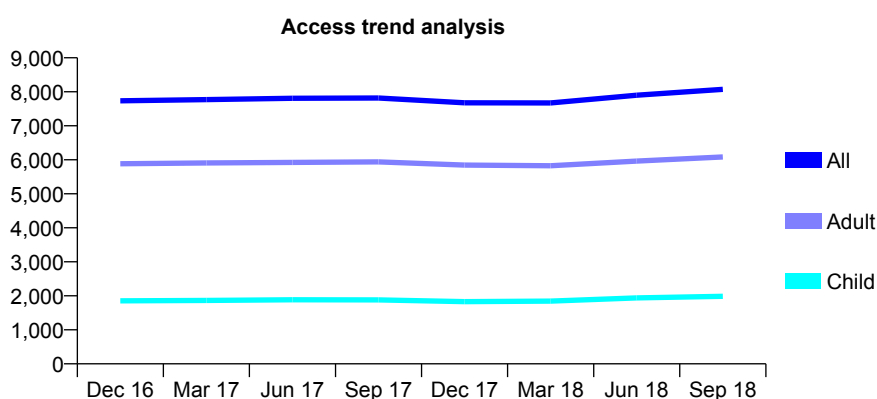
## Q66 - Vital Signs At a Glance Contract Report for 810916/0001 - September 2018

Name or company name	Mr M Bains and Mrs J Bains
Contract type name	GDS Contract
Purpose of contract	General
Contract start date	01/04/2006
Contract end date	31/10/2018

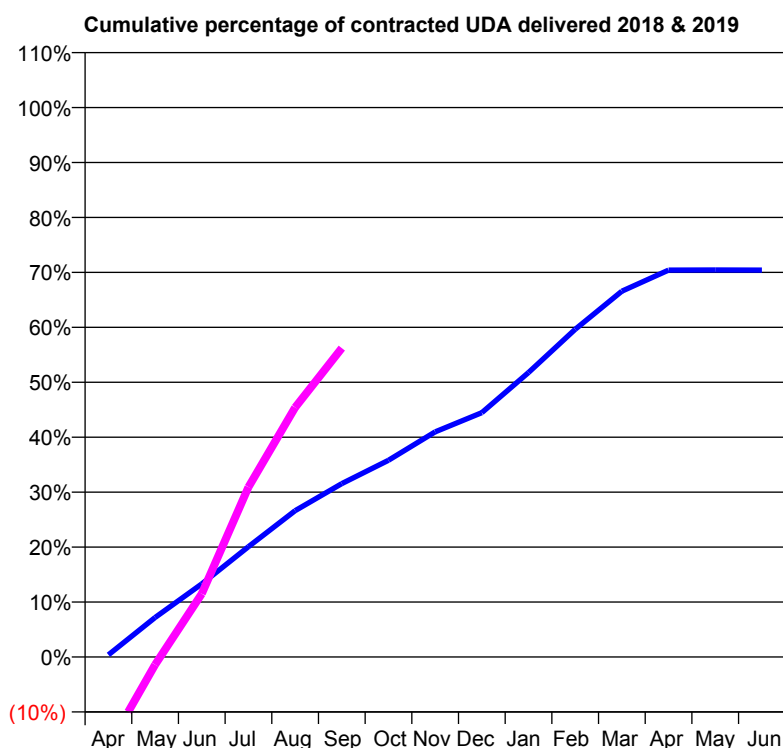
18/19 Contracted general activity (UDA)	15,825
Carry forward general activity (UDA)	4,000
18/19 Contracted orthodontic activity (UOA)	0
Carry forward orthodontic activity (UOA)	0
Baseline contract value	£459,902.09

### ACCESS\*

Patients seen in 24 months	Total	Change since previous quarter
Quarter ending September 2017	7,819	
Quarter ending December 2017	7,675	↓
Quarter ending March 2018	7,671	→
Quarter ending June 2018	7,901	↑
Quarter ending September 2018	8,072	↑
<b>Variance since September 2017</b>	<b>3.2%</b>	<b>↑</b>



### ACTIVITY



Adjusted Scheduled Activity (UDA)		
Month	2018	2019
April	123	-2,586
May	2,243	-225
June	4,146	1,823
July	6,250	4,895
August	8,292	7,186
September	9,826	8,898
October	11,146	
November	12,758	
December	13,844	
January	16,118	
February	18,566	
March	20,721	
April	21,915	
May	21,924	
June	21,919	

### QUALITY

	Quantity	Base Number	Contract	AT	Region	England
% of FP17s for the same patient ID Re-attending within 3 months - Children	169	1,765	9.6%	9.4%	11.1%	11.6%
% of FP17s for the same patient ID Re-attending within 3 months - Adults	628	5,059	12.4%	13.9%	15.3%	15.5%
% of FP17s for the same patient ID Re-attending between 3 & 9 months - Children	986	1,765	55.9%	59.4%	61.1%	58.8%
% of FP17s for the same patient ID Re-attending between 3 & 9 months - Adults	2,961	5,059	58.5%	50.4%	52.3%	51.1%
% of FP17s for Band 1 Urgent Courses	274	6,360	4.3%	10.0%	9.5%	9.0%
% of FP17s Relating to Free Repair or Replacements	48	6,360	0.8%	0.8%	0.7%	0.8%
% of FP17s Relating to Continuations	47	6,360	0.7%	1.0%	0.8%	0.9%
% of Patients satisfied with the dentistry they have received	2	4	N/A	93.9%	93.6%	93.3%
% of Patients satisfied with the time they had to wait for an appointment	3	4	N/A	85.6%	88.8%	88.9%

\* This is based on patients treated on this contract for their most recent course of treatment. Figures in italics indicate the base number of FP17s or Patient Questionnaire responses are less than 100. N/A is shown where the base number of responses is less than 10 during the period. % is calculated as Quantity/Base number\*100



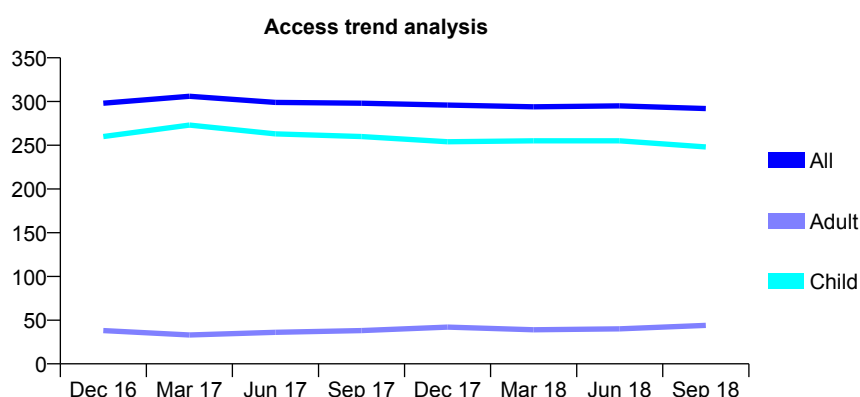
# Q66 - Vital Signs At a Glance Contract Report for 814466/0001 - September 2018

Name or company name	MISS KA PEARTON
Contract type name	GDS Contract
Purpose of contract	General
Contract start date	01/04/2006
Contract end date	

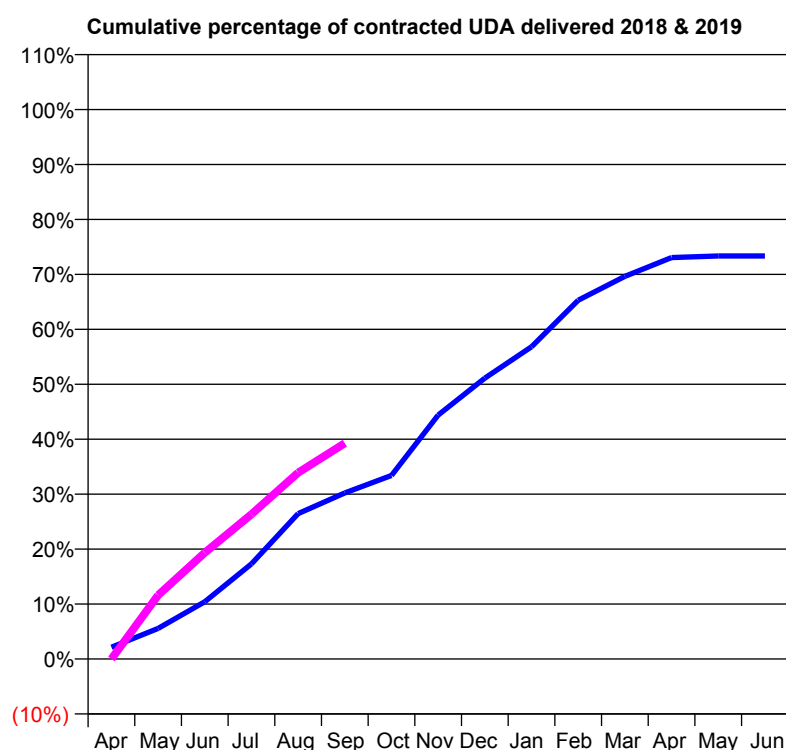
18/19 Contracted general activity (UDA)	700
Carry forward general activity (UDA)	0
18/19 Contracted orthodontic activity (UOA)	0
Carry forward orthodontic activity (UOA)	0
Baseline contract value	£17,341.86

## ACCESS\*

Patients seen in 24 months	Total	Change since previous quarter
Quarter ending September 2017	298	
Quarter ending December 2017	296	→
Quarter ending March 2018	294	→
Quarter ending June 2018	295	→
Quarter ending September 2018	292	↓
<b>Variance since September 2017</b>	<b>(2.0%)</b>	<b>↓</b>



## ACTIVITY



Adjusted Scheduled Activity (UDA)		
Month	2018	2019
April	15	0
May	39	81
June	73	135
July	121	184
August	185	237
September	212	275
October	234	
November	311	
December	358	
January	398	
February	457	
March	487	
April	511	
May	513	
June	513	

## QUALITY

	Quantity	Base Number	Contract	AT	Region	England
% of FP17s for the same patient ID Re-attending within 3 months - Children	23	249	9.2%	9.4%	11.1%	11.6%
% of FP17s for the same patient ID Re-attending within 3 months - Adults	0	0	N/A	13.9%	15.3%	15.5%
% of FP17s for the same patient ID Re-attending between 3 & 9 months - Children	183	249	73.5%	59.4%	61.1%	58.8%
% of FP17s for the same patient ID Re-attending between 3 & 9 months - Adults	0	0	N/A	50.4%	52.3%	51.1%
% of FP17s for Band 1 Urgent Courses	5	231	2.2%	10.0%	9.5%	9.0%
% of FP17s Relating to Free Repair or Replacements	0	231	0.0%	0.8%	0.7%	0.8%
% of FP17s Relating to Continuations	0	231	0.0%	1.0%	0.8%	0.9%
% of Patients satisfied with the dentistry they have received	0	0	N/A	93.9%	93.6%	93.3%
% of Patients satisfied with the time they had to wait for an appointment	0	0	N/A	85.6%	88.8%	88.9%

\* This is based on patients treated on this contract for their most recent course of treatment. Figures in italics indicate the base number of FP17s or Patient Questionnaire responses are less than 100. N/A is shown where the base number of responses is less than 10 during the period. % is calculated as Quantity/Base number\*100

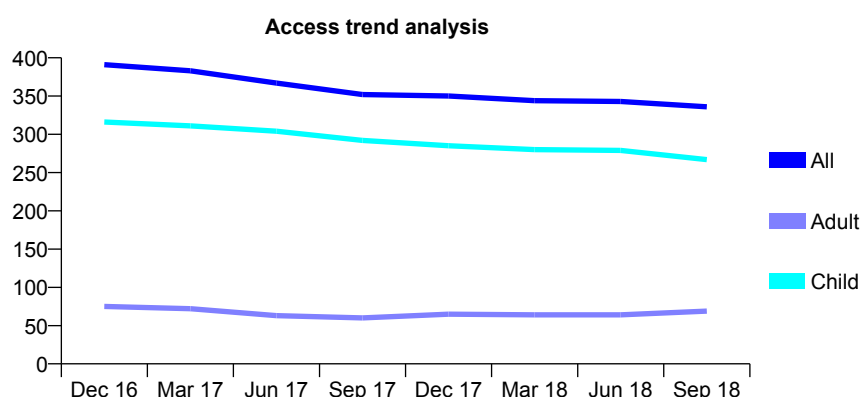
# Q66 - Vital Signs At a Glance Contract Report for 817503/0001 - September 2018

Name or company name	MISS JE DOYLE
Contract type name	GDS Contract
Purpose of contract	General
Contract start date	01/04/2006
Contract end date	

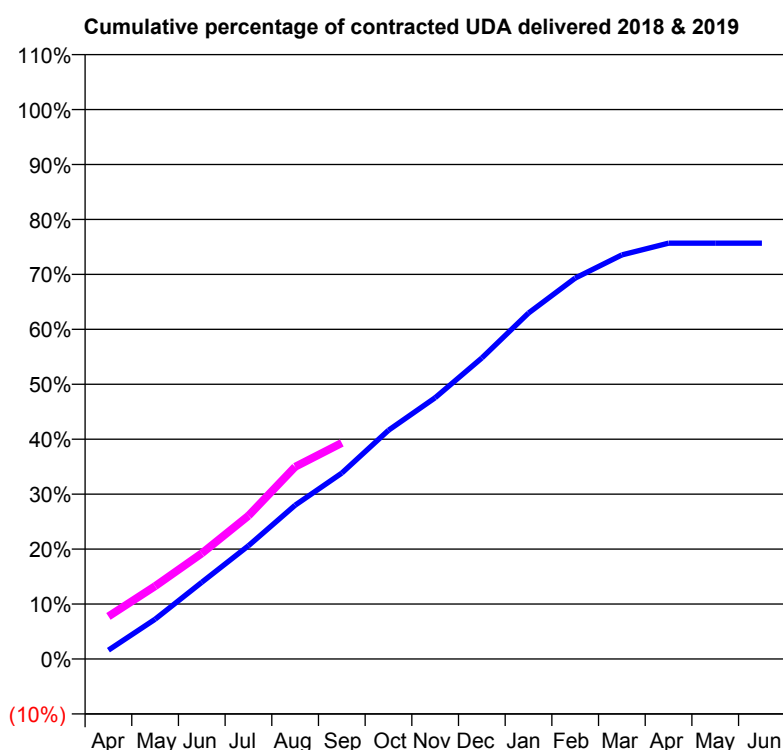
18/19 Contracted general activity (UDA)	803
Carry forward general activity (UDA)	0
18/19 Contracted orthodontic activity (UOA)	0
Carry forward orthodontic activity (UOA)	0
Baseline contract value	£18,430.15

## ACCESS\*

Patients seen in 24 months	Total	Change since previous quarter
Quarter ending September 2017	352	
Quarter ending December 2017	350	→
Quarter ending March 2018	344	↓
Quarter ending June 2018	343	→
Quarter ending September 2018	336	↓
<b>Variance since September 2017</b>	<b>(4.5%)</b>	<b>↓</b>



## ACTIVITY



Adjusted Scheduled Activity (UDA)		
Month	2018	2019
April	13	62
May	58	106
June	112	154
July	166	209
August	225	281
September	272	316
October	334	
November	382	
December	440	
January	506	
February	557	
March	591	
April	608	
May	608	
June	608	

## QUALITY

	Quantity	Base Number	Contract	AT	Region	England
% of FP17s for the same patient ID Re-attending within 3 months - Children	3	247	1.2%	9.4%	11.1%	11.6%
% of FP17s for the same patient ID Re-attending within 3 months - Adults	0	35	0.0%	13.9%	15.3%	15.5%
% of FP17s for the same patient ID Re-attending between 3 & 9 months - Children	182	247	73.7%	59.4%	61.1%	58.8%
% of FP17s for the same patient ID Re-attending between 3 & 9 months - Adults	24	35	68.6%	50.4%	52.3%	51.1%
% of FP17s for Band 1 Urgent Courses	4	271	1.5%	10.0%	9.5%	9.0%
% of FP17s Relating to Free Repair or Replacements	0	271	0.0%	0.8%	0.7%	0.8%
% of FP17s Relating to Continuations	0	271	0.0%	1.0%	0.8%	0.9%
% of Patients satisfied with the dentistry they have received	0	0	N/A	93.9%	93.6%	93.3%
% of Patients satisfied with the time they had to wait for an appointment	0	0	N/A	85.6%	88.8%	88.9%

\* This is based on patients treated on this contract for their most recent course of treatment. Figures in italics indicate the base number of FP17s or Patient Questionnaire responses are less than 100. N/A is shown where the base number of responses is less than 10 during the period. % is calculated as Quantity/Base number\*100

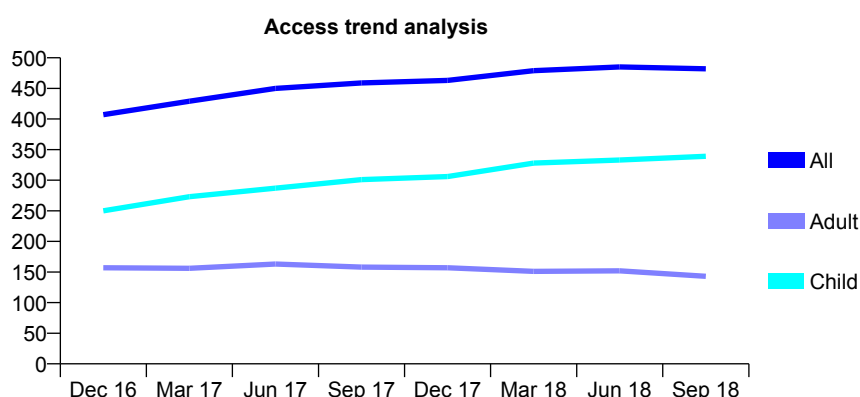
# Q66 - Vital Signs At a Glance Contract Report for 817694/0001 - September 2018

Name or company name	The Manor House Dental
Contract type name	GDS Contract
Purpose of contract	General
Contract start date	01/04/2006
Contract end date	

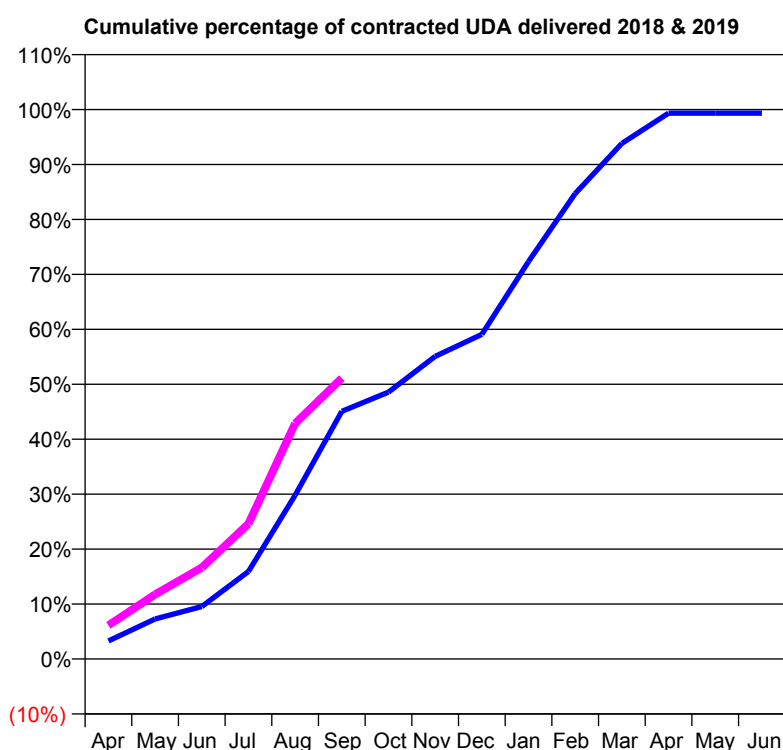
18/19 Contracted general activity (UDA)	800
Carry forward general activity (UDA)	5
18/19 Contracted orthodontic activity (UOA)	0
Carry forward orthodontic activity (UOA)	0
Baseline contract value	£19,123.49

## ACCESS\*

Patients seen in 24 months	Total	Change since previous quarter
Quarter ending September 2017	459	
Quarter ending December 2017	463	→
Quarter ending March 2018	479	↑
Quarter ending June 2018	485	→
Quarter ending September 2018	482	→
<b>Variance since September 2017</b>	<b>5.0%</b>	<b>↑</b>



## ACTIVITY



Adjusted Scheduled Activity (UDA)		
Month	2018	2019
April	26	49
May	58	94
June	76	133
July	127	197
August	238	343
September	361	409
October	389	
November	441	
December	473	
January	579	
February	678	
March	751	
April	795	
May	795	
June	795	

## QUALITY

	Quantity	Base Number	Contract	AT	Region	England
% of FP17s for the same patient ID Re-attending within 3 months - Children	8	323	2.5%	9.4%	11.1%	11.6%
% of FP17s for the same patient ID Re-attending within 3 months - Adults	2	54	3.7%	13.9%	15.3%	15.5%
% of FP17s for the same patient ID Re-attending between 3 & 9 months - Children	249	323	77.1%	59.4%	61.1%	58.8%
% of FP17s for the same patient ID Re-attending between 3 & 9 months - Adults	26	54	48.1%	50.4%	52.3%	51.1%
% of FP17s for Band 1 Urgent Courses	0	336	0.0%	10.0%	9.5%	9.0%
% of FP17s Relating to Free Repair or Replacements	0	336	0.0%	0.8%	0.7%	0.8%
% of FP17s Relating to Continuations	0	336	0.0%	1.0%	0.8%	0.9%
% of Patients satisfied with the dentistry they have received	0	0	N/A	93.9%	93.6%	93.3%
% of Patients satisfied with the time they had to wait for an appointment	0	0	N/A	85.6%	88.8%	88.9%

\* This is based on patients treated on this contract for their most recent course of treatment. Figures in italics indicate the base number of FP17s or Patient Questionnaire responses are less than 100. N/A is shown where the base number of responses is less than 10 during the period. % is calculated as Quantity/Base number\*100

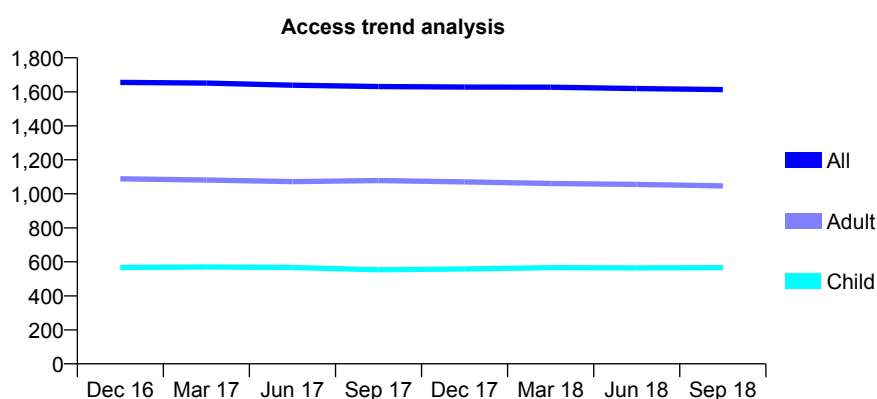
## Q66 - Vital Signs At a Glance Contract Report for 824119/0001 - September 2018

Name or company name	MR NA HARRIS
Contract type name	GDS Contract
Purpose of contract	General
Contract start date	01/04/2006
Contract end date	

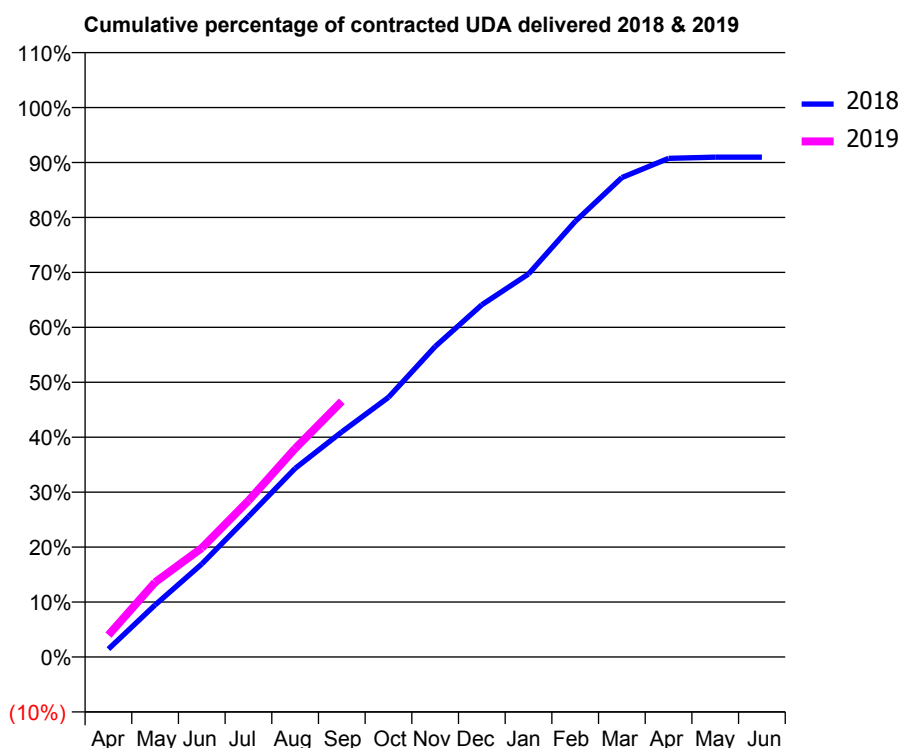
18/19 Contracted general activity (UDA)	4,500
Carry forward general activity (UDA)	0
18/19 Contracted orthodontic activity (UOA)	0
Carry forward orthodontic activity (UOA)	0
Baseline contract value	£99,823.61

### ACCESS\*

Patients seen in 24 months	Total	Change since previous quarter
Quarter ending September 2017	1,631	
Quarter ending December 2017	1,628	→
Quarter ending March 2018	1,627	→
Quarter ending June 2018	1,619	→
Quarter ending September 2018	1,613	→
<b>Variance since September 2017</b>	<b>(1.1%)</b>	<b>↓</b>



### ACTIVITY



Adjusted Scheduled Activity (UDA)		
Month	2018	2019
April	65	179
May	427	612
June	762	893
July	1,150	1,280
August	1,544	1,707
September	1,844	2,094
October	2,127	
November	2,543	
December	2,884	
January	3,137	
February	3,567	
March	3,926	
April	4,083	
May	4,093	
June	4,093	

### QUALITY

	Quantity	Base Number	Contract	AT	Region	England
% of FP17s for the same patient ID Re-attending within 3 months - Children	30	494	6.1%	9.4%	11.1%	11.6%
% of FP17s for the same patient ID Re-attending within 3 months - Adults	102	890	11.5%	13.9%	15.3%	15.5%
% of FP17s for the same patient ID Re-attending between 3 & 9 months - Children	339	494	68.6%	59.4%	61.1%	58.8%
% of FP17s for the same patient ID Re-attending between 3 & 9 months - Adults	653	890	73.4%	50.4%	52.3%	51.1%
% of FP17s for Band 1 Urgent Courses	55	1,274	4.3%	10.0%	9.5%	9.0%
% of FP17s Relating to Free Repair or Replacements	13	1,274	1.0%	0.8%	0.7%	0.8%
% of FP17s Relating to Continuations	0	1,274	0.0%	1.0%	0.8%	0.9%
% of Patients satisfied with the dentistry they have received	1	1	N/A	93.9%	93.6%	93.3%
% of Patients satisfied with the time they had to wait for an appointment	1	1	N/A	85.6%	88.8%	88.9%

\* This is based on patients treated on this contract for their most recent course of treatment. Figures in italics indicate the base number of FP17s or Patient Questionnaire responses are less than 100. N/A is shown where the base number of responses is less than 10 during the period. % is calculated as Quantity/Base number\*100

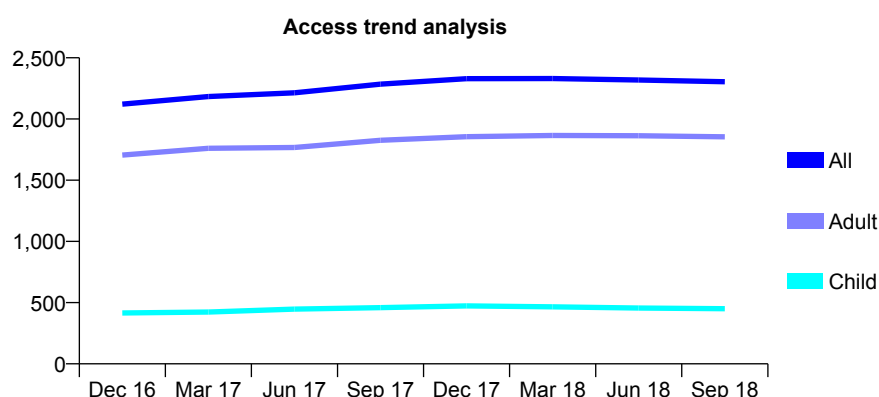
# Q66 - Vital Signs At a Glance Contract Report for 830860/0001 - September 2018

Name or company name	Simon Channing and Sally Button
Contract type name	GDS Contract
Purpose of contract	General
Contract start date	01/08/2009
Contract end date	

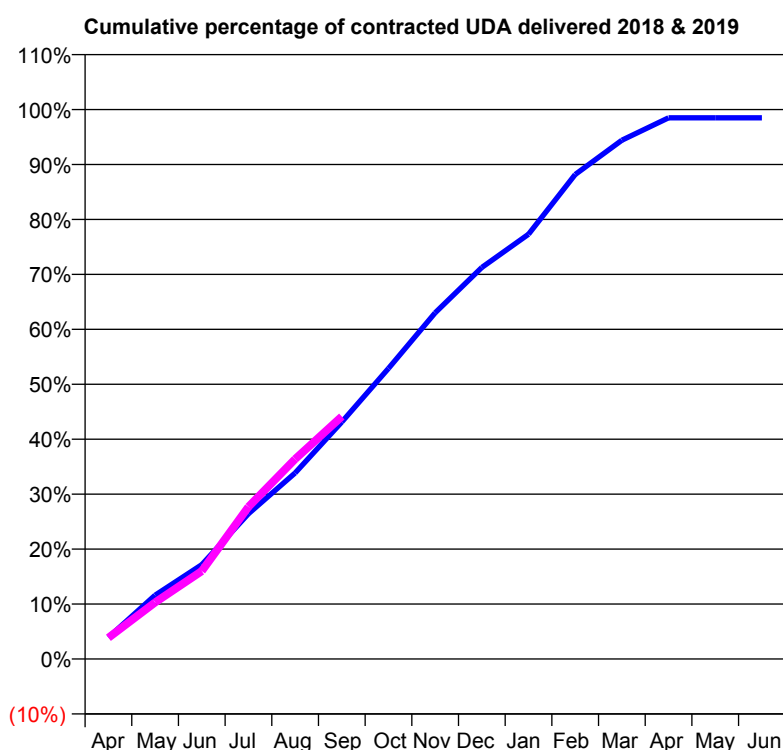
18/19 Contracted general activity (UDA)	7,000
Carry forward general activity (UDA)	106
18/19 Contracted orthodontic activity (UOA)	0
Carry forward orthodontic activity (UOA)	0
Baseline contract value	£210,215.20

## ACCESS\*

Patients seen in 24 months	Total	Change since previous quarter
Quarter ending September 2017	2,285	
Quarter ending December 2017	2,329	→
Quarter ending March 2018	2,331	→
Quarter ending June 2018	2,319	→
Quarter ending September 2018	2,305	→
<b>Variance since September 2017</b>	<b>0.9%</b>	<b>→</b>



## ACTIVITY



Adjusted Scheduled Activity (UDA)		
Month	2018	2019
April	276	271
May	812	722
June	1,203	1,120
July	1,850	1,939
August	2,370	2,547
September	3,020	3,090
October	3,702	
November	4,411	
December	4,988	
January	5,411	
February	6,171	
March	6,608	
April	6,894	
May	6,894	
June	6,894	

## QUALITY

	Quantity	Base Number	Contract	AT	Region	England
% of FP17s for the same patient ID Re-attending within 3 months - Children	23	361	6.4%	9.4%	11.1%	11.6%
% of FP17s for the same patient ID Re-attending within 3 months - Adults	209	1,400	14.9%	13.9%	15.3%	15.5%
% of FP17s for the same patient ID Re-attending between 3 & 9 months - Children	220	361	60.9%	59.4%	61.1%	58.8%
% of FP17s for the same patient ID Re-attending between 3 & 9 months - Adults	756	1,400	54.0%	50.4%	52.3%	51.1%
% of FP17s for Band 1 Urgent Courses	231	1,664	13.9%	10.0%	9.5%	9.0%
% of FP17s Relating to Free Repair or Replacements	11	1,664	0.7%	0.8%	0.7%	0.8%
% of FP17s Relating to Continuations	19	1,664	1.1%	1.0%	0.8%	0.9%
% of Patients satisfied with the dentistry they have received	2	2	N/A	93.9%	93.6%	93.3%
% of Patients satisfied with the time they had to wait for an appointment	1	2	N/A	85.6%	88.8%	88.9%

\* This is based on patients treated on this contract for their most recent course of treatment. Figures in italics indicate the base number of FP17s or Patient Questionnaire responses are less than 100. N/A is shown where the base number of responses is less than 10 during the period. % is calculated as Quantity/Base number\*100

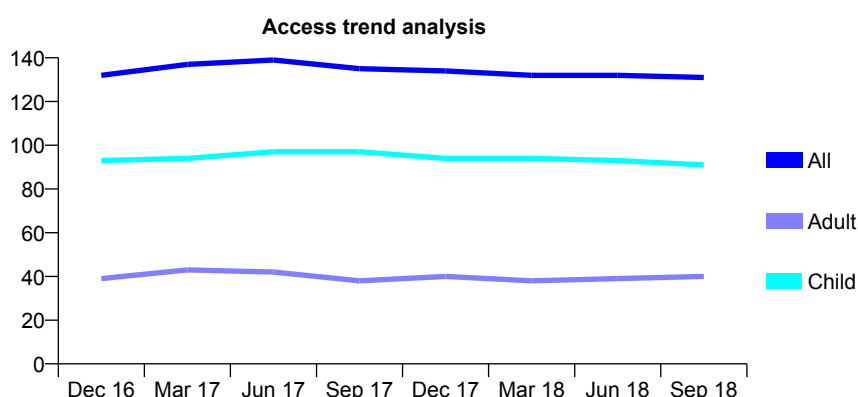
# Q66 - Vital Signs At a Glance Contract Report for 831689/0001 - September 2018

Name or company name	MR JN TERRY
Contract type name	GDS Contract
Purpose of contract	General
Contract start date	01/04/2006
Contract end date	

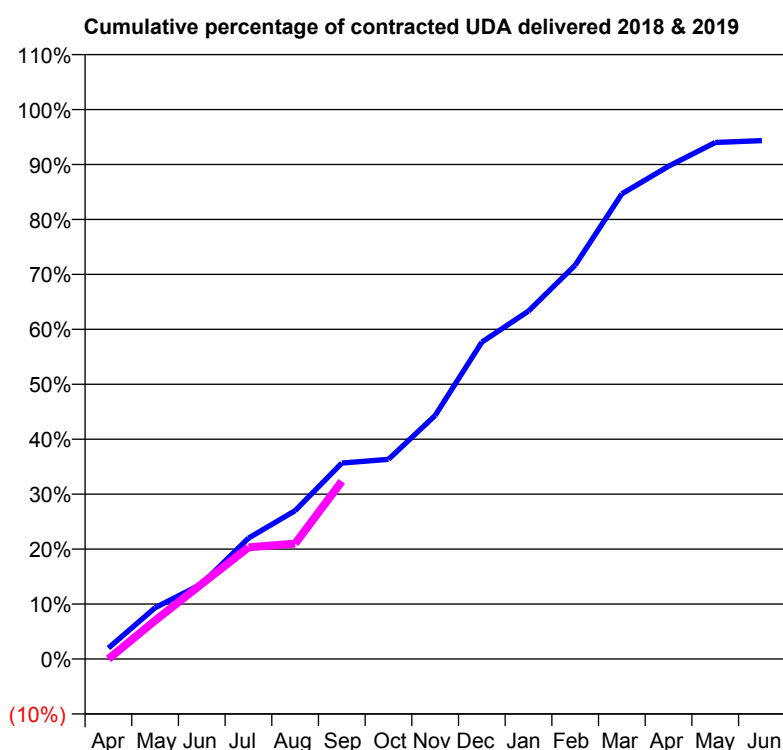
18/19 Contracted general activity (UDA)	300
Carry forward general activity (UDA)	0
18/19 Contracted orthodontic activity (UOA)	0
Carry forward orthodontic activity (UOA)	0
Baseline contract value	£7,088.71

## ACCESS\*

Patients seen in 24 months	Total	Change since previous quarter
Quarter ending September 2017	135	
Quarter ending December 2017	134	→
Quarter ending March 2018	132	↓
Quarter ending June 2018	132	→
Quarter ending September 2018	131	→
Variance since September 2017	(3.0%)	↓



## ACTIVITY



Adjusted Scheduled Activity (UDA)		
Month	2018	2019
April	6	0
May	28	21
June	41	41
July	66	61
August	81	63
September	107	97
October	109	
November	133	
December	173	
January	190	
February	215	
March	254	
April	269	
May	282	
June	283	

## QUALITY

	Quantity	Base Number	Contract	AT	Region	England
% of FP17s for the same patient ID Re-attending within 3 months - Children	17	70	24.3%	9.4%	11.1%	11.6%
% of FP17s for the same patient ID Re-attending within 3 months - Adults	11	28	39.3%	13.9%	15.3%	15.5%
% of FP17s for the same patient ID Re-attending between 3 & 9 months - Children	38	70	54.3%	59.4%	61.1%	58.8%
% of FP17s for the same patient ID Re-attending between 3 & 9 months - Adults	13	28	46.4%	50.4%	52.3%	51.1%
% of FP17s for Band 1 Urgent Courses	0	75	0.0%	10.0%	9.5%	9.0%
% of FP17s Relating to Free Repair or Replacements	0	75	0.0%	0.8%	0.7%	0.8%
% of FP17s Relating to Continuations	0	75	0.0%	1.0%	0.8%	0.9%
% of Patients satisfied with the dentistry they have received	0	0	N/A	93.9%	93.6%	93.3%
% of Patients satisfied with the time they had to wait for an appointment	0	0	N/A	85.6%	88.8%	88.9%

\* This is based on patients treated on this contract for their most recent course of treatment. Figures in italics indicate the base number of FP17s or Patient Questionnaire responses are less than 100. N/A is shown where the base number of responses is less than 10 during the period. % is calculated as Quantity/Base number\*100

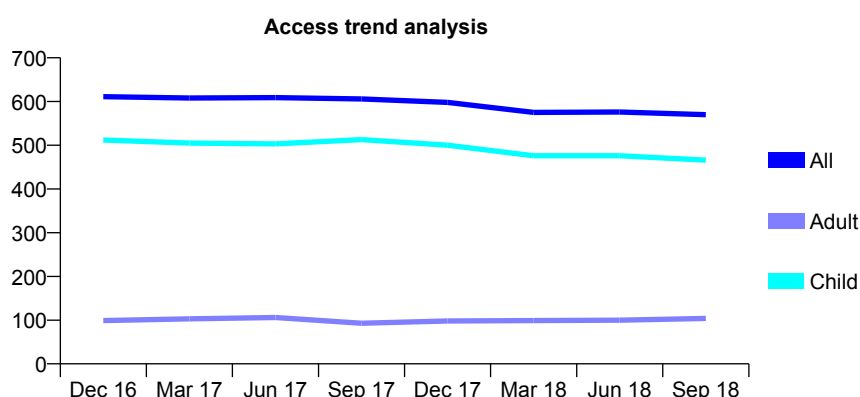
# Q66 - Vital Signs At a Glance Contract Report for 833207/0001 - September 2018

Name or company name	MR MR ADAMS
Contract type name	GDS Contract
Purpose of contract	General
Contract start date	01/04/2006
Contract end date	

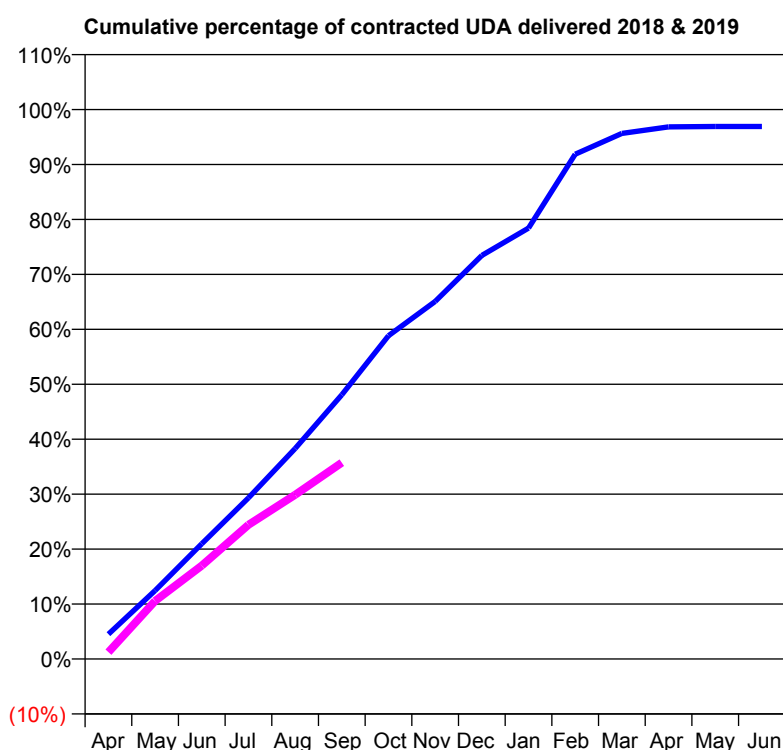
18/19 Contracted general activity (UDA)	1,110
Carry forward general activity (UDA)	34
18/19 Contracted orthodontic activity (UOA)	0
Carry forward orthodontic activity (UOA)	0
Baseline contract value	£27,812.87

## ACCESS\*

Patients seen in 24 months	Total	Change since previous quarter
Quarter ending September 2017	606	
Quarter ending December 2017	598	↓
Quarter ending March 2018	575	↓
Quarter ending June 2018	576	→
Quarter ending September 2018	570	↓
<b>Variance since September 2017</b>	<b>(5.9%)</b>	<b>↓</b>



## ACTIVITY



Adjusted Scheduled Activity (UDA)		
Month	2018	2019
April	50	14
May	138	117
June	233	189
July	326	271
August	425	332
September	534	397
October	653	
November	722	
December	815	
January	870	
February	1,020	
March	1,062	
April	1,075	
May	1,076	
June	1,076	

## QUALITY

	Quantity	Base Number	Contract	AT	Region	England
% of FP17s for the same patient ID Re-attending within 3 months - Children	19	301	6.3%	9.4%	11.1%	11.6%
% of FP17s for the same patient ID Re-attending within 3 months - Adults	1	19	5.3%	13.9%	15.3%	15.5%
% of FP17s for the same patient ID Re-attending between 3 & 9 months - Children	191	301	63.5%	59.4%	61.1%	58.8%
% of FP17s for the same patient ID Re-attending between 3 & 9 months - Adults	9	19	47.4%	50.4%	52.3%	51.1%
% of FP17s for Band 1 Urgent Courses	18	314	5.7%	10.0%	9.5%	9.0%
% of FP17s Relating to Free Repair or Replacements	0	314	0.0%	0.8%	0.7%	0.8%
% of FP17s Relating to Continuations	4	314	1.3%	1.0%	0.8%	0.9%
% of Patients satisfied with the dentistry they have received	0	0	N/A	93.9%	93.6%	93.3%
% of Patients satisfied with the time they had to wait for an appointment	0	0	N/A	85.6%	88.8%	88.9%

\* This is based on patients treated on this contract for their most recent course of treatment. Figures in italics indicate the base number of FP17s or Patient Questionnaire responses are less than 100. N/A is shown where the base number of responses is less than 10 during the period. % is calculated as Quantity/Base number\*100



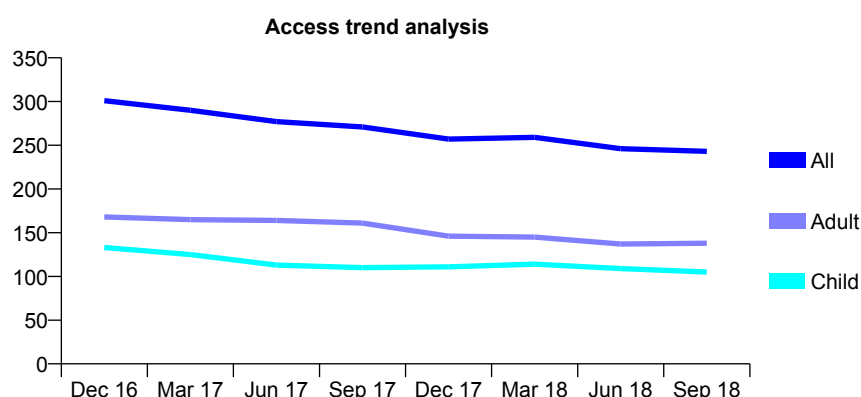
# Q66 - Vital Signs At a Glance Contract Report for 843350/0001 - September 2018

Name or company name	MR R ORDI
Contract type name	GDS Contract
Purpose of contract	General
Contract start date	01/04/2006
Contract end date	

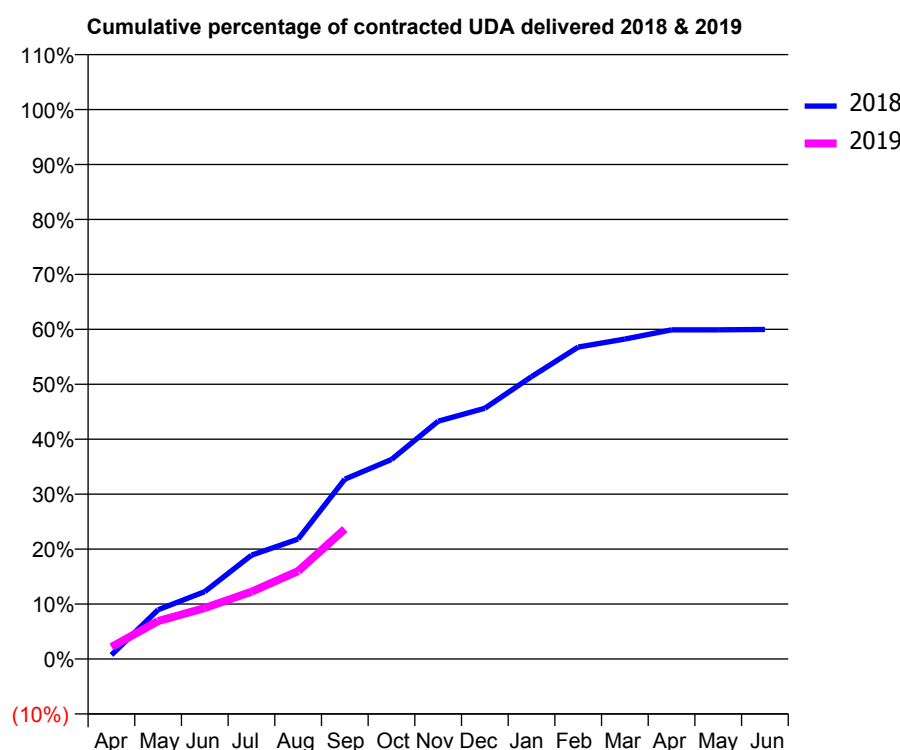
18/19 Contracted general activity (UDA)	1,500
Carry forward general activity (UDA)	0
18/19 Contracted orthodontic activity (UOA)	0
Carry forward orthodontic activity (UOA)	0
Baseline contract value	£36,288.29

## ACCESS\*

Patients seen in 24 months	Total	Change since previous quarter
Quarter ending September 2017	271	
Quarter ending December 2017	257	↓
Quarter ending March 2018	259	→
Quarter ending June 2018	246	↓
Quarter ending September 2018	243	↓
<b>Variance since September 2017</b>	<b>(10.3%)</b>	<b>↓</b>



## ACTIVITY



Adjusted Scheduled Activity (UDA)		
Month	2018	2019
April	11	33
May	135	103
June	184	139
July	283	184
August	327	240
September	491	355
October	545	
November	649	
December	685	
January	771	
February	852	
March	874	
April	899	
May	899	
June	900	

## QUALITY

	Quantity	Base Number	Contract	AT	Region	England
% of FP17s for the same patient ID Re-attending within 3 months - Children	5	63	7.9%	9.4%	11.1%	11.6%
% of FP17s for the same patient ID Re-attending within 3 months - Adults	7	90	7.8%	13.9%	15.3%	15.5%
% of FP17s for the same patient ID Re-attending between 3 & 9 months - Children	41	63	65.1%	59.4%	61.1%	58.8%
% of FP17s for the same patient ID Re-attending between 3 & 9 months - Adults	55	90	61.1%	50.4%	52.3%	51.1%
% of FP17s for Band 1 Urgent Courses	14	139	10.1%	10.0%	9.5%	9.0%
% of FP17s Relating to Free Repair or Replacements	0	139	0.0%	0.8%	0.7%	0.8%
% of FP17s Relating to Continuations	2	139	1.4%	1.0%	0.8%	0.9%
% of Patients satisfied with the dentistry they have received	1	1	N/A	93.9%	93.6%	93.3%
% of Patients satisfied with the time they had to wait for an appointment	1	1	N/A	85.6%	88.8%	88.9%

\* This is based on patients treated on this contract for their most recent course of treatment. Figures in italics indicate the base number of FP17s or Patient Questionnaire responses are less than 100. N/A is shown where the base number of responses is less than 10 during the period. % is calculated as Quantity/Base number\*100

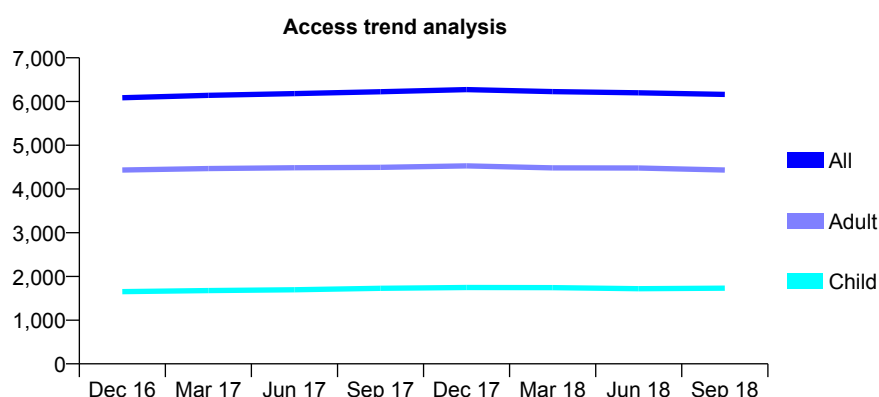
# Q66 - Vital Signs At a Glance Contract Report for 852813/0001 - September 2018

Name or company name	MR R KRIEL
Contract type name	GDS Contract
Purpose of contract	General
Contract start date	01/07/2006
Contract end date	

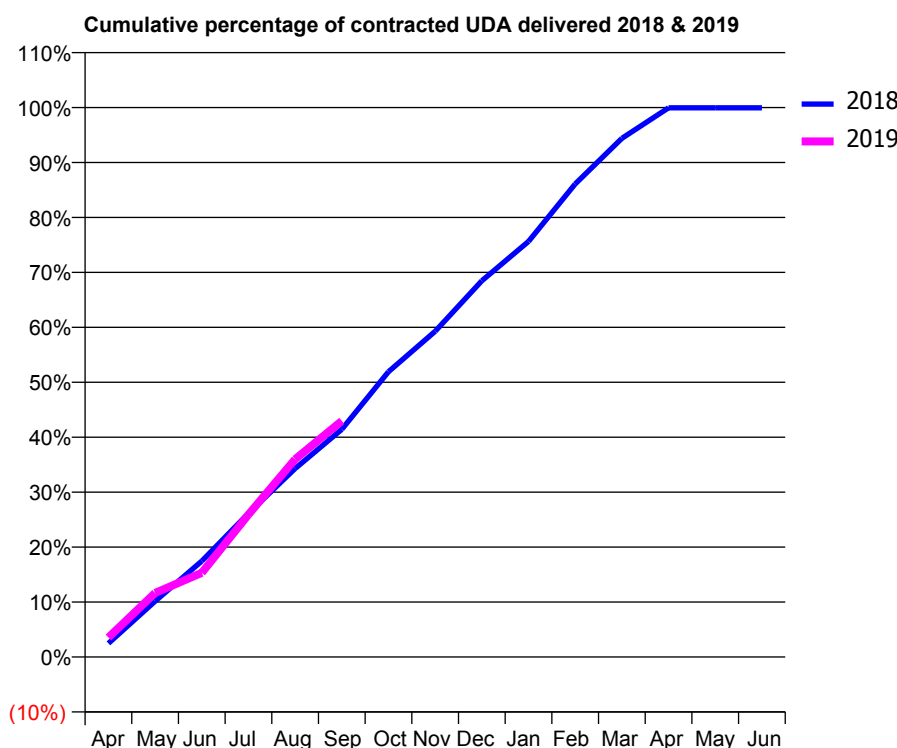
18/19 Contracted general activity (UDA)	17,818
Carry forward general activity (UDA)	9
18/19 Contracted orthodontic activity (UOA)	0
Carry forward orthodontic activity (UOA)	0
Baseline contract value	£468,069.28

## ACCESS\*

Patients seen in 24 months	Total	Change since previous quarter
Quarter ending September 2017	6,223	
Quarter ending December 2017	6,272	→
Quarter ending March 2018	6,226	→
Quarter ending June 2018	6,198	→
Quarter ending September 2018	6,163	→
<b>Variance since September 2017</b>	<b>(1.0%)</b>	→



## ACTIVITY



Adjusted Scheduled Activity (UDA)		
Month	2018	2019
April	443	633
May	1,809	2,079
June	3,110	2,732
July	4,660	4,619
August	6,111	6,415
September	7,382	7,654
October	9,250	
November	10,561	
December	12,200	
January	13,475	
February	15,338	
March	16,816	
April	17,808	
May	17,809	
June	17,809	

## QUALITY

	Quantity	Base Number	Contract	AT	Region	England
% of FP17s for the same patient ID Re-attending within 3 months - Children	108	1,521	7.1%	9.4%	11.1%	11.6%
% of FP17s for the same patient ID Re-attending within 3 months - Adults	303	3,095	9.8%	13.9%	15.3%	15.5%
% of FP17s for the same patient ID Re-attending between 3 & 9 months - Children	1,065	1,521	70.0%	59.4%	61.1%	58.8%
% of FP17s for the same patient ID Re-attending between 3 & 9 months - Adults	1,828	3,095	59.1%	50.4%	52.3%	51.1%
% of FP17s for Band 1 Urgent Courses	140	4,219	3.3%	10.0%	9.5%	9.0%
% of FP17s Relating to Free Repair or Replacements	26	4,219	0.6%	0.8%	0.7%	0.8%
% of FP17s Relating to Continuations	13	4,219	0.3%	1.0%	0.8%	0.9%
% of Patients satisfied with the dentistry they have received	10	10	100.0%	93.9%	93.6%	93.3%
% of Patients satisfied with the time they had to wait for an appointment	9	10	90.0%	85.6%	88.8%	88.9%

\* This is based on patients treated on this contract for their most recent course of treatment. Figures in italics indicate the base number of FP17s or Patient Questionnaire responses are less than 100. N/A is shown where the base number of responses is less than 10 during the period. % is calculated as Quantity/Base number\*100

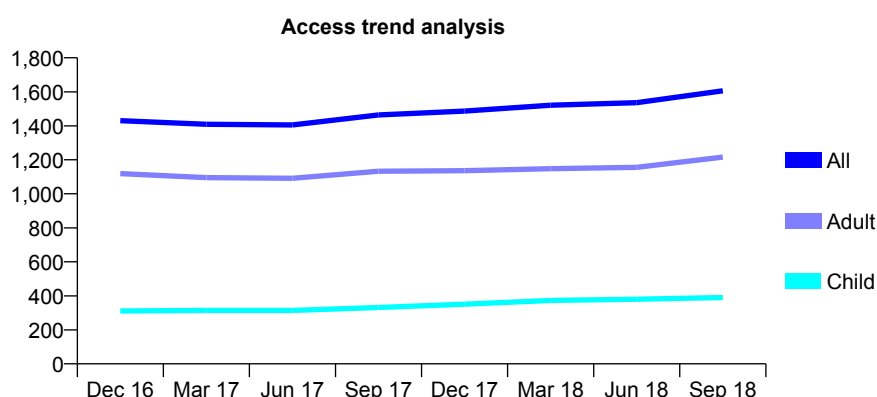
# Q66 - Vital Signs At a Glance Contract Report for 861227/0001 - September 2018

Name or company name	MR GG ERICS
Contract type name	GDS Contract
Purpose of contract	General
Contract start date	15/12/2013
Contract end date	

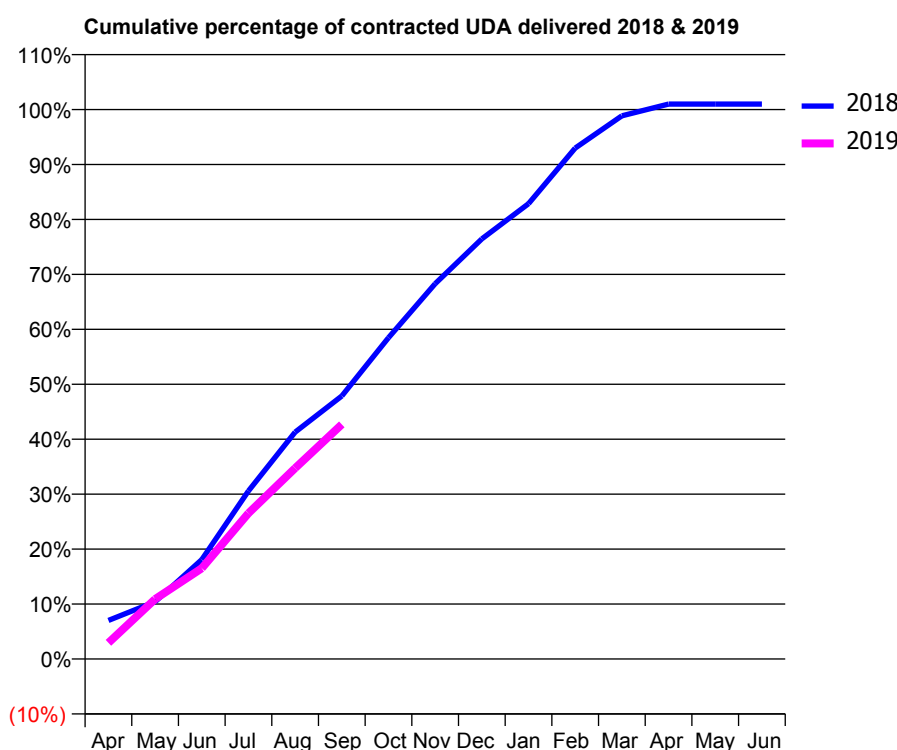
18/19 Contracted general activity (UDA)	9,600
Carry forward general activity (UDA)	-95
18/19 Contracted orthodontic activity (UOA)	0
Carry forward orthodontic activity (UOA)	0
Baseline contract value	£248,659.59

## ACCESS\*

Patients seen in 24 months	Total	Change since previous quarter
Quarter ending September 2017	1,464	
Quarter ending December 2017	1,487	→
Quarter ending March 2018	1,521	↑
Quarter ending June 2018	1,536	→
Quarter ending September 2018	1,606	↑
<b>Variance since September 2017</b>	<b>9.7%</b>	<b>↑</b>



## ACTIVITY



Adjusted Scheduled Activity (UDA)		
Month	2018	2019
April	675	283
May	1,000	1,048
June	1,736	1,585
July	2,937	2,547
August	3,963	3,335
September	4,595	4,099
October	5,612	
November	6,557	
December	7,340	
January	7,955	
February	8,927	
March	9,491	
April	9,695	
May	9,695	
June	9,695	

## QUALITY

	Quantity	Base Number	Contract	AT	Region	England
% of FP17s for the same patient ID Re-attending within 3 months - Children	14	231	6.1%	9.4%	11.1%	11.6%
% of FP17s for the same patient ID Re-attending within 3 months - Adults	109	746	14.6%	13.9%	15.3%	15.5%
% of FP17s for the same patient ID Re-attending between 3 & 9 months - Children	93	231	40.3%	59.4%	61.1%	58.8%
% of FP17s for the same patient ID Re-attending between 3 & 9 months - Adults	323	746	43.3%	50.4%	52.3%	51.1%
% of FP17s for Band 1 Urgent Courses	21	922	2.3%	10.0%	9.5%	9.0%
% of FP17s Relating to Free Repair or Replacements	15	922	1.6%	0.8%	0.7%	0.8%
% of FP17s Relating to Continuations	10	922	1.1%	1.0%	0.8%	0.9%
% of Patients satisfied with the dentistry they have received	6	6	N/A	93.9%	93.6%	93.3%
% of Patients satisfied with the time they had to wait for an appointment	6	6	N/A	85.6%	88.8%	88.9%

\* This is based on patients treated on this contract for their most recent course of treatment. Figures in italics indicate the base number of FP17s or Patient Questionnaire responses are less than 100. N/A is shown where the base number of responses is less than 10 during the period. % is calculated as Quantity/Base number\*100

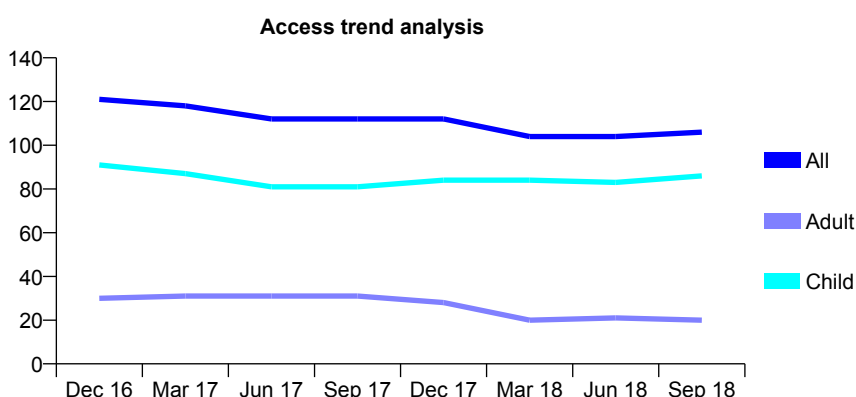
# Q66 - Vital Signs At a Glance Contract Report for 906328/0001 - September 2018

Name or company name	MR DA JONES
Contract type name	GDS Contract
Purpose of contract	General
Contract start date	01/04/2006
Contract end date	

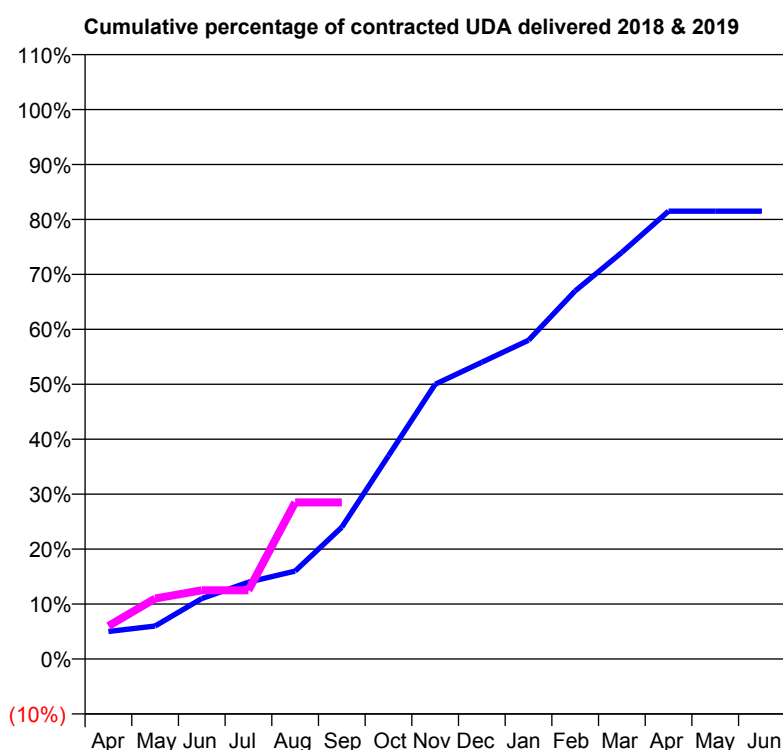
18/19 Contracted general activity (UDA)	200
Carry forward general activity (UDA)	0
18/19 Contracted orthodontic activity (UOA)	0
Carry forward orthodontic activity (UOA)	0
Baseline contract value	£4,962.66

## ACCESS\*

Patients seen in 24 months	Total	Change since previous quarter
Quarter ending September 2017	112	
Quarter ending December 2017	112	→
Quarter ending March 2018	104	↓
Quarter ending June 2018	104	→
Quarter ending September 2018	106	→
<b>Variance since September 2017</b>	<b>(5.4%)</b>	<b>↓</b>



## ACTIVITY



Adjusted Scheduled Activity (UDA)		
Month	2018	2019
April	10	12
May	12	22
June	22	25
July	28	25
August	32	57
September	48	57
October	74	
November	100	
December	108	
January	116	
February	134	
March	148	
April	163	
May	163	
June	163	

## QUALITY

	Quantity	Base Number	Contract	AT	Region	England
% of FP17s for the same patient ID Re-attending within 3 months - Children	3	51	5.9%	9.4%	11.1%	11.6%
% of FP17s for the same patient ID Re-attending within 3 months - Adults	0	5	0.0%	13.9%	15.3%	15.5%
% of FP17s for the same patient ID Re-attending between 3 & 9 months - Children	26	51	51.0%	59.4%	61.1%	58.8%
% of FP17s for the same patient ID Re-attending between 3 & 9 months - Adults	1	5	20.0%	50.4%	52.3%	51.1%
% of FP17s for Band 1 Urgent Courses	0	45	0.0%	10.0%	9.5%	9.0%
% of FP17s Relating to Free Repair or Replacements	0	45	0.0%	0.8%	0.7%	0.8%
% of FP17s Relating to Continuations	3	45	6.7%	1.0%	0.8%	0.9%
% of Patients satisfied with the dentistry they have received	0	0	N/A	93.9%	93.6%	93.3%
% of Patients satisfied with the time they had to wait for an appointment	0	0	N/A	85.6%	88.8%	88.9%

\* This is based on patients treated on this contract for their most recent course of treatment. Figures in italics indicate the base number of FP17s or Patient Questionnaire responses are less than 100. N/A is shown where the base number of responses is less than 10 during the period. % is calculated as Quantity/Base number\*100

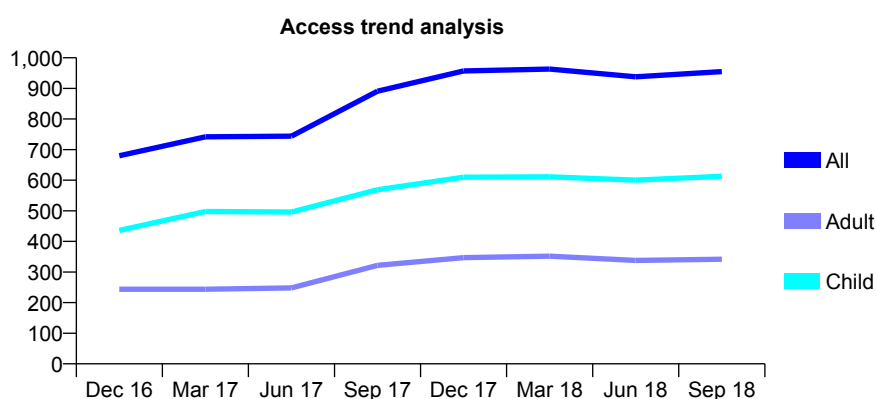
## Q66 - Vital Signs At a Glance Contract Report for 907278/0001 - September 2018

Name or company name	Whitehall Dental Practice
Contract type name	GDS Contract
Purpose of contract	General
Contract start date	01/04/2006
Contract end date	

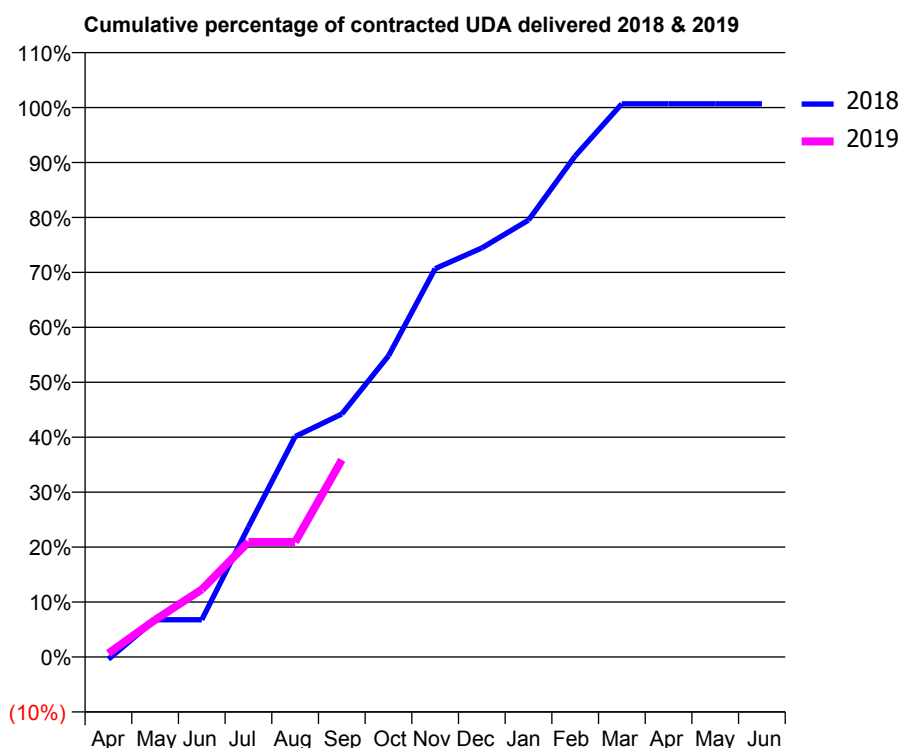
18/19 Contracted general activity (UDA)	3,100
Carry forward general activity (UDA)	-21
18/19 Contracted orthodontic activity (UOA)	0
Carry forward orthodontic activity (UOA)	0
Baseline contract value	£80,753.97

### ACCESS\*

Patients seen in 24 months	Total	Change since previous quarter
Quarter ending September 2017	891	
Quarter ending December 2017	957	↑
Quarter ending March 2018	963	→
Quarter ending June 2018	938	↓
Quarter ending September 2018	955	→
<b>Variance since September 2017</b>	<b>7.2%</b>	<b>↑</b>



### ACTIVITY



Adjusted Scheduled Activity (UDA)		
Month	2018	2019
April	-13	21
May	211	209
June	211	381
July	734	649
August	1,244	649
September	1,371	1,113
October	1,699	
November	2,191	
December	2,308	
January	2,465	
February	2,827	
March	3,121	
April	3,121	
May	3,121	
June	3,121	

### QUALITY

	Quantity	Base Number	Contract	AT	Region	England
% of FP17s for the same patient ID Re-attending within 3 months - Children	32	504	6.3%	9.4%	11.1%	11.6%
% of FP17s for the same patient ID Re-attending within 3 months - Adults	53	195	27.2%	13.9%	15.3%	15.5%
% of FP17s for the same patient ID Re-attending between 3 & 9 months - Children	353	504	70.0%	59.4%	61.1%	58.8%
% of FP17s for the same patient ID Re-attending between 3 & 9 months - Adults	102	195	52.3%	50.4%	52.3%	51.1%
% of FP17s for Band 1 Urgent Courses	34	699	4.9%	10.0%	9.5%	9.0%
% of FP17s Relating to Free Repair or Replacements	0	699	0.0%	0.8%	0.7%	0.8%
% of FP17s Relating to Continuations	15	699	2.1%	1.0%	0.8%	0.9%
% of Patients satisfied with the dentistry they have received	1	1	N/A	93.9%	93.6%	93.3%
% of Patients satisfied with the time they had to wait for an appointment	1	1	N/A	85.6%	88.8%	88.9%

\* This is based on patients treated on this contract for their most recent course of treatment. Figures in italics indicate the base number of FP17s or Patient Questionnaire responses are less than 100. N/A is shown where the base number of responses is less than 10 during the period. % is calculated as Quantity/Base number\*100

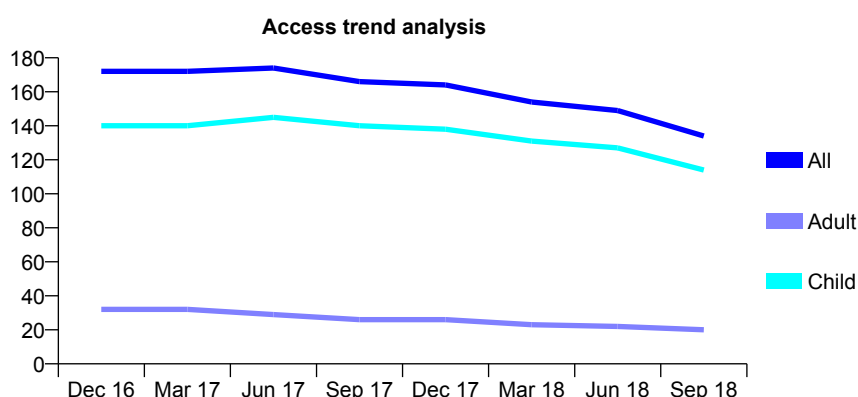
# Q66 - Vital Signs At a Glance Contract Report for 912336/0001 - September 2018

Name or company name	MRS ML ROBERTS
Contract type name	GDS Contract
Purpose of contract	General
Contract start date	01/04/2006
Contract end date	

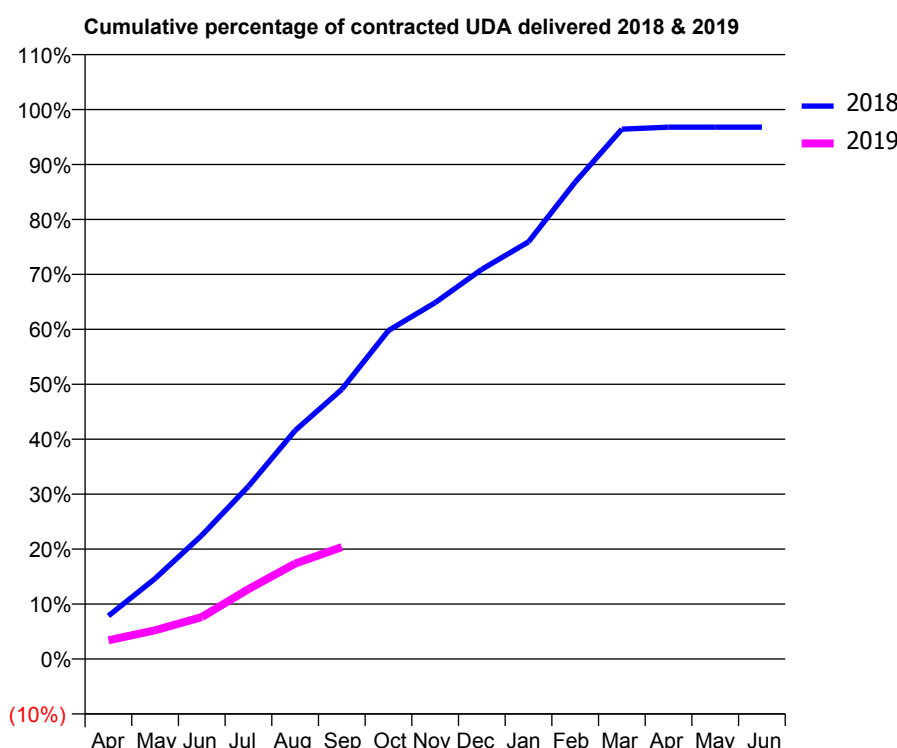
18/19 Contracted general activity (UDA)	500
Carry forward general activity (UDA)	9
18/19 Contracted orthodontic activity (UOA)	0
Carry forward orthodontic activity (UOA)	0
Baseline contract value	£12,394.61

## ACCESS\*

Patients seen in 24 months	Total	Change since previous quarter
Quarter ending September 2017	166	
Quarter ending December 2017	164	↓
Quarter ending March 2018	154	↓
Quarter ending June 2018	149	↓
Quarter ending September 2018	134	↓
<b>Variance since September 2017</b>	<b>(19.3%)</b>	<b>↓</b>



## ACTIVITY



Adjusted Scheduled Activity (UDA)		
Month	2018	2019
April	22	17
May	41	26
June	63	38
July	88	64
August	116	87
September	137	102
October	167	
November	182	
December	199	
January	213	
February	243	
March	270	
April	271	
May	271	
June	271	

## QUALITY

	Quantity	Base Number	Contract	AT	Region	England
% of FP17s for the same patient ID Re-attending within 3 months - Children	3	85	3.5%	9.4%	11.1%	11.6%
% of FP17s for the same patient ID Re-attending within 3 months - Adults	1	6	16.7%	13.9%	15.3%	15.5%
% of FP17s for the same patient ID Re-attending between 3 & 9 months - Children	60	85	70.6%	59.4%	61.1%	58.8%
% of FP17s for the same patient ID Re-attending between 3 & 9 months - Adults	4	6	66.7%	50.4%	52.3%	51.1%
% of FP17s for Band 1 Urgent Courses	4	90	4.4%	10.0%	9.5%	9.0%
% of FP17s Relating to Free Repair or Replacements	0	90	0.0%	0.8%	0.7%	0.8%
% of FP17s Relating to Continuations	0	90	0.0%	1.0%	0.8%	0.9%
% of Patients satisfied with the dentistry they have received	0	0	N/A	93.9%	93.6%	93.3%
% of Patients satisfied with the time they had to wait for an appointment	0	0	N/A	85.6%	88.8%	88.9%

\* This is based on patients treated on this contract for their most recent course of treatment. Figures in italics indicate the base number of FP17s or Patient Questionnaire responses are less than 100. N/A is shown where the base number of responses is less than 10 during the period. % is calculated as Quantity/Base number\*100

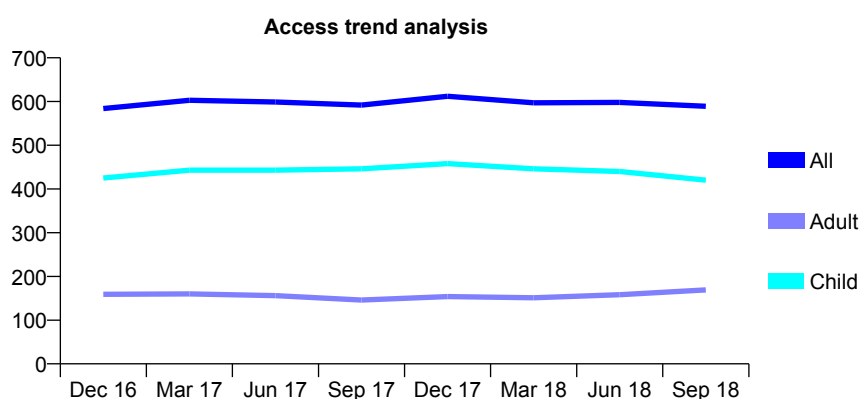
## Q66 - Vital Signs At a Glance Contract Report for 913340/0001 - September 2018

Name or company name	Park Chambers Dental Practice
Contract type name	GDS Contract
Purpose of contract	General
Contract start date	01/04/2006
Contract end date	

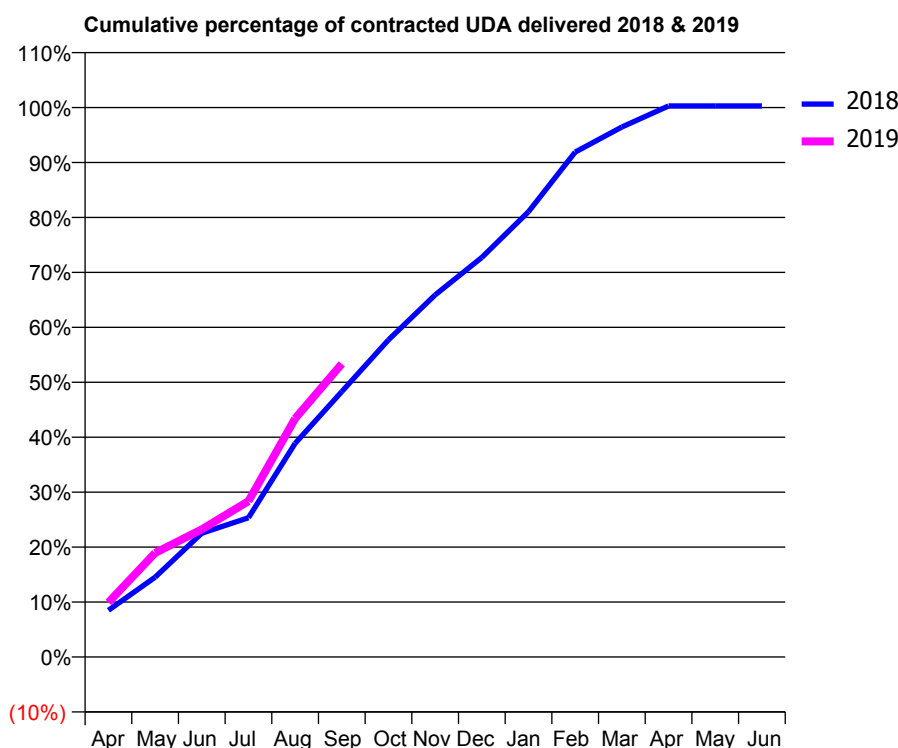
18/19 Contracted general activity (UDA)	1,105
Carry forward general activity (UDA)	-3
18/19 Contracted orthodontic activity (UOA)	0
Carry forward orthodontic activity (UOA)	0
Baseline contract value	£34,828.76

### ACCESS\*

Patients seen in 24 months	Total	Change since previous quarter
Quarter ending September 2017	592	
Quarter ending December 2017	612	↑
Quarter ending March 2018	597	↓
Quarter ending June 2018	598	→
Quarter ending September 2018	589	↓
<b>Variance since September 2017</b>	<b>(0.5%)</b>	<b>→</b>



### ACTIVITY



Adjusted Scheduled Activity (UDA)		
Month	2018	2019
April	94	110
May	160	209
June	249	257
July	280	313
August	430	480
September	534	589
October	638	
November	728	
December	803	
January	896	
February	1,015	
March	1,066	
April	1,108	
May	1,108	
June	1,108	

### QUALITY

	Quantity	Base Number	Contract	AT	Region	England
% of FP17s for the same patient ID Re-attending within 3 months - Children	18	332	5.4%	9.4%	11.1%	11.6%
% of FP17s for the same patient ID Re-attending within 3 months - Adults	1	85	1.2%	13.9%	15.3%	15.5%
% of FP17s for the same patient ID Re-attending between 3 & 9 months - Children	221	332	66.6%	59.4%	61.1%	58.8%
% of FP17s for the same patient ID Re-attending between 3 & 9 months - Adults	41	85	48.2%	50.4%	52.3%	51.1%
% of FP17s for Band 1 Urgent Courses	22	388	5.7%	10.0%	9.5%	9.0%
% of FP17s Relating to Free Repair or Replacements	0	388	0.0%	0.8%	0.7%	0.8%
% of FP17s Relating to Continuations	1	388	0.3%	1.0%	0.8%	0.9%
% of Patients satisfied with the dentistry they have received	0	0	N/A	93.9%	93.6%	93.3%
% of Patients satisfied with the time they had to wait for an appointment	0	0	N/A	85.6%	88.8%	88.9%

\* This is based on patients treated on this contract for their most recent course of treatment. Figures in italics indicate the base number of FP17s or Patient Questionnaire responses are less than 100. N/A is shown where the base number of responses is less than 10 during the period. % is calculated as Quantity/Base number\*100



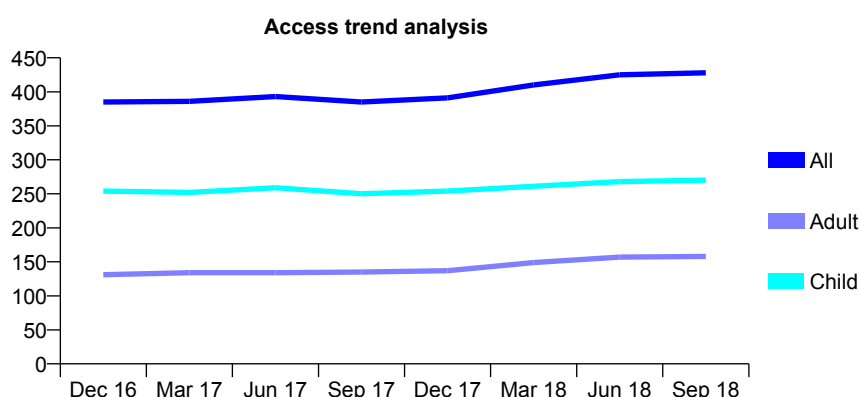
# Q66 - Vital Signs At a Glance Contract Report for 920444/0001 - September 2018

Name or company name	MR DG O'HALLORAN
Contract type name	GDS Contract
Purpose of contract	General
Contract start date	01/04/2006
Contract end date	

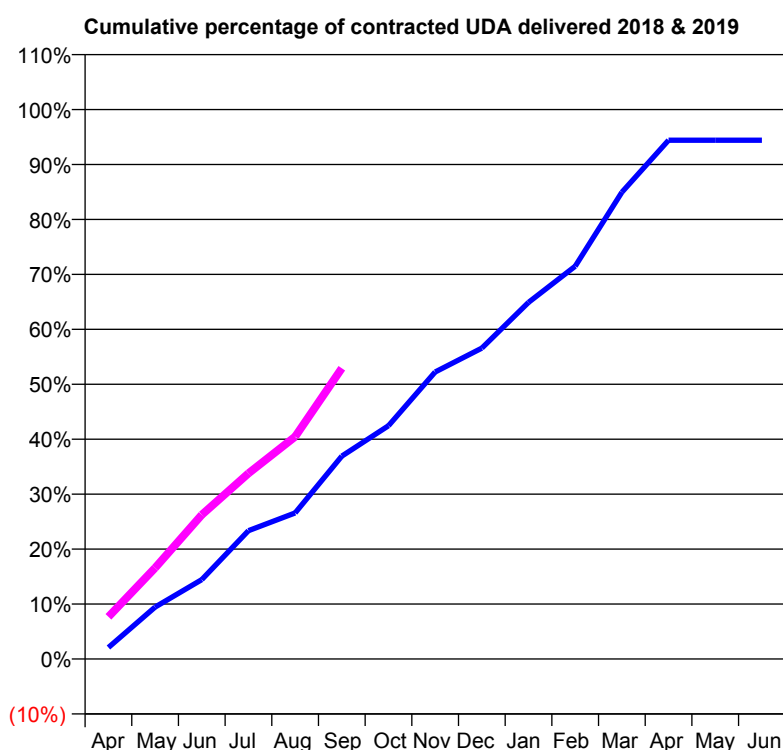
18/19 Contracted general activity (UDA)	900
Carry forward general activity (UDA)	0
18/19 Contracted orthodontic activity (UOA)	0
Carry forward orthodontic activity (UOA)	0
Baseline contract value	£26,208.55

## ACCESS\*

Patients seen in 24 months	Total	Change since previous quarter
Quarter ending September 2017	385	
Quarter ending December 2017	391	→
Quarter ending March 2018	410	↑
Quarter ending June 2018	425	↑
Quarter ending September 2018	428	→
<b>Variance since September 2017</b>	<b>11.2%</b>	<b>↑</b>



## ACTIVITY



Adjusted Scheduled Activity (UDA)		
Month	2018	2019
April	19	69
May	85	149
June	130	236
July	210	304
August	239	364
September	332	476
October	382	
November	470	
December	509	
January	584	
February	643	
March	765	
April	850	
May	850	
June	850	

## QUALITY

	Quantity	Base Number	Contract	AT	Region	England
% of FP17s for the same patient ID Re-attending within 3 months - Children	8	247	3.2%	9.4%	11.1%	11.6%
% of FP17s for the same patient ID Re-attending within 3 months - Adults	5	88	5.7%	13.9%	15.3%	15.5%
% of FP17s for the same patient ID Re-attending between 3 & 9 months - Children	190	247	76.9%	59.4%	61.1%	58.8%
% of FP17s for the same patient ID Re-attending between 3 & 9 months - Adults	41	88	46.6%	50.4%	52.3%	51.1%
% of FP17s for Band 1 Urgent Courses	1	302	0.3%	10.0%	9.5%	9.0%
% of FP17s Relating to Free Repair or Replacements	0	302	0.0%	0.8%	0.7%	0.8%
% of FP17s Relating to Continuations	0	302	0.0%	1.0%	0.8%	0.9%
% of Patients satisfied with the dentistry they have received	0	0	N/A	93.9%	93.6%	93.3%
% of Patients satisfied with the time they had to wait for an appointment	0	0	N/A	85.6%	88.8%	88.9%

\* This is based on patients treated on this contract for their most recent course of treatment. Figures in italics indicate the base number of FP17s or Patient Questionnaire responses are less than 100. N/A is shown where the base number of responses is less than 10 during the period. % is calculated as Quantity/Base number\*100

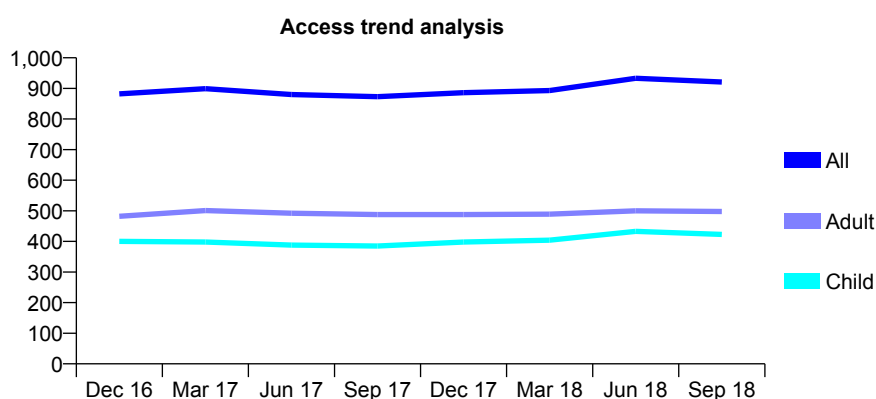
## Q66 - Vital Signs At a Glance Contract Report for 925179/0001 - September 2018

Name or company name	MR MJ GOATMAN
Contract type name	GDS Contract
Purpose of contract	General
Contract start date	01/04/2006
Contract end date	

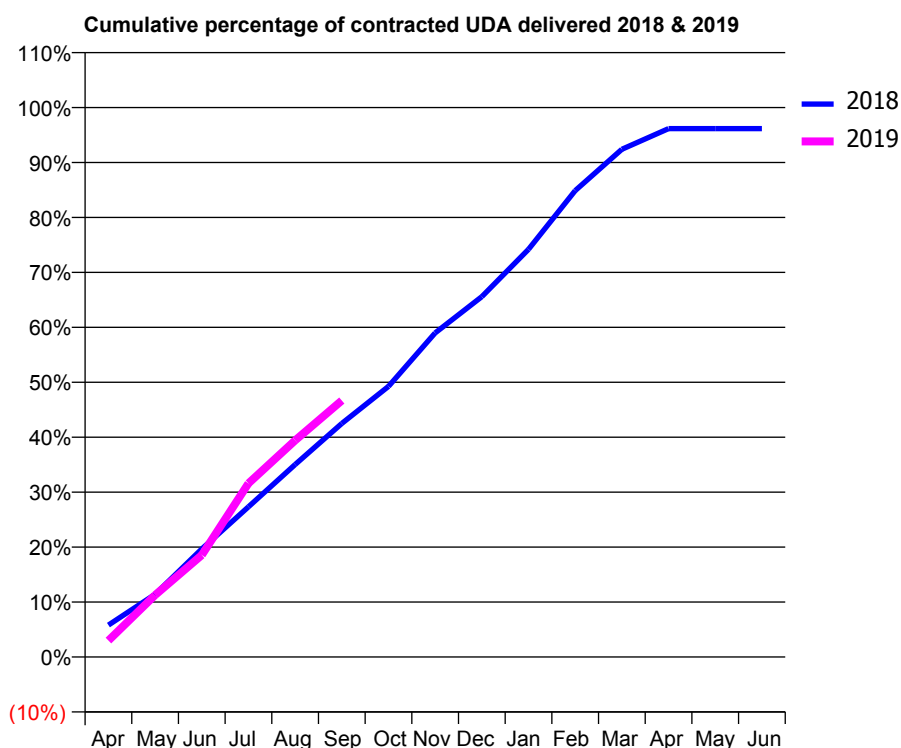
18/19 Contracted general activity (UDA)	2,216
Carry forward general activity (UDA)	85
18/19 Contracted orthodontic activity (UOA)	0
Carry forward orthodontic activity (UOA)	0
Baseline contract value	£49,204.60

### ACCESS\*

Patients seen in 24 months	Total	Change since previous quarter
Quarter ending September 2017	873	
Quarter ending December 2017	886	→
Quarter ending March 2018	893	→
Quarter ending June 2018	933	↑
Quarter ending September 2018	921	↓
<b>Variance since September 2017</b>	<b>5.5%</b>	<b>↑</b>



### ACTIVITY



Adjusted Scheduled Activity (UDA)		
Month	2018	2019
April	129	67
May	253	250
June	436	411
July	606	700
August	776	874
September	942	1,034
October	1,092	
November	1,307	
December	1,453	
January	1,644	
February	1,881	
March	2,048	
April	2,131	
May	2,131	
June	2,131	

### QUALITY

	Quantity	Base Number	Contract	AT	Region	England
% of FP17s for the same patient ID Re-attending within 3 months - Children	12	319	3.8%	9.4%	11.1%	11.6%
% of FP17s for the same patient ID Re-attending within 3 months - Adults	55	339	16.2%	13.9%	15.3%	15.5%
% of FP17s for the same patient ID Re-attending between 3 & 9 months - Children	187	319	58.6%	59.4%	61.1%	58.8%
% of FP17s for the same patient ID Re-attending between 3 & 9 months - Adults	179	339	52.8%	50.4%	52.3%	51.1%
% of FP17s for Band 1 Urgent Courses	27	625	4.3%	10.0%	9.5%	9.0%
% of FP17s Relating to Free Repair or Replacements	1	625	0.2%	0.8%	0.7%	0.8%
% of FP17s Relating to Continuations	0	625	0.0%	1.0%	0.8%	0.9%
% of Patients satisfied with the dentistry they have received	1	1	N/A	93.9%	93.6%	93.3%
% of Patients satisfied with the time they had to wait for an appointment	1	1	N/A	85.6%	88.8%	88.9%

\* This is based on patients treated on this contract for their most recent course of treatment. Figures in italics indicate the base number of FP17s or Patient Questionnaire responses are less than 100. N/A is shown where the base number of responses is less than 10 during the period. % is calculated as Quantity/Base number\*100

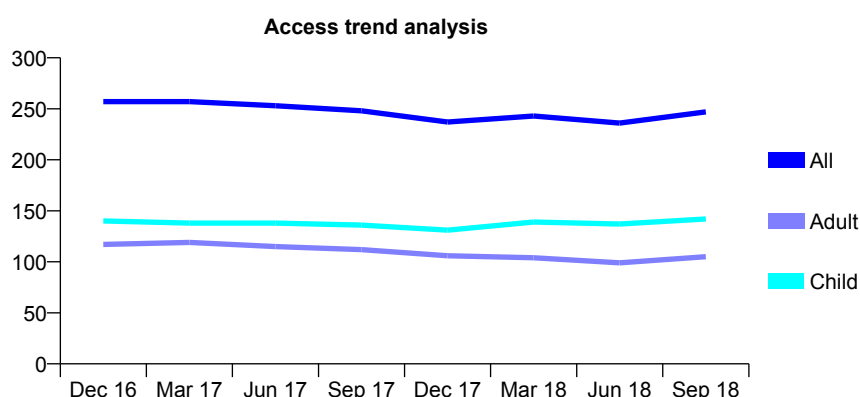
# Q66 - Vital Signs At a Glance Contract Report for 926949/0001 - September 2018

Name or company name	MRS P SELLEY
Contract type name	GDS Contract
Purpose of contract	General
Contract start date	01/04/2006
Contract end date	

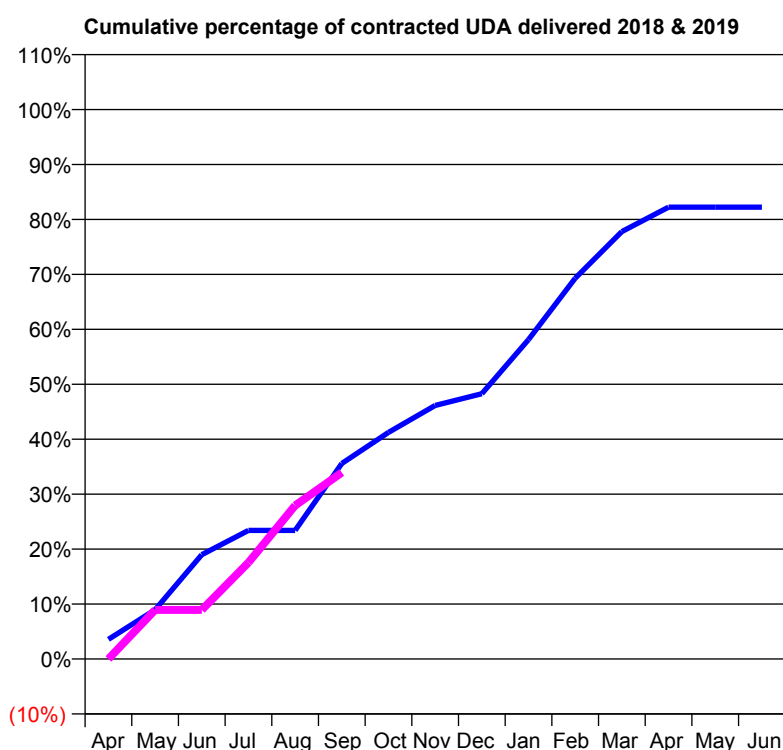
18/19 Contracted general activity (UDA)	900
Carry forward general activity (UDA)	0
18/19 Contracted orthodontic activity (UOA)	0
Carry forward orthodontic activity (UOA)	0
Baseline contract value	£29,322.13

## ACCESS\*

Patients seen in 24 months	Total	Change since previous quarter
Quarter ending September 2017	248	
Quarter ending December 2017	237	↓
Quarter ending March 2018	243	↑
Quarter ending June 2018	236	↓
Quarter ending September 2018	247	↑
Variance since September 2017	(0.4%)	→



## ACTIVITY



Adjusted Scheduled Activity (UDA)		
Month	2018	2019
April	32	0
May	81	80
June	171	80
July	211	158
August	211	251
September	320	305
October	371	
November	415	
December	435	
January	523	
February	624	
March	700	
April	740	
May	740	
June	740	

## QUALITY

	Quantity	Base Number	Contract	AT	Region	England
% of FP17s for the same patient ID Re-attending within 3 months - Children	3	103	2.9%	9.4%	11.1%	11.6%
% of FP17s for the same patient ID Re-attending within 3 months - Adults	5	61	8.2%	13.9%	15.3%	15.5%
% of FP17s for the same patient ID Re-attending between 3 & 9 months - Children	56	103	54.4%	59.4%	61.1%	58.8%
% of FP17s for the same patient ID Re-attending between 3 & 9 months - Adults	32	61	52.5%	50.4%	52.3%	51.1%
% of FP17s for Band 1 Urgent Courses	7	154	4.5%	10.0%	9.5%	9.0%
% of FP17s Relating to Free Repair or Replacements	0	154	0.0%	0.8%	0.7%	0.8%
% of FP17s Relating to Continuations	0	154	0.0%	1.0%	0.8%	0.9%
% of Patients satisfied with the dentistry they have received	0	0	N/A	93.9%	93.6%	93.3%
% of Patients satisfied with the time they had to wait for an appointment	0	0	N/A	85.6%	88.8%	88.9%

\* This is based on patients treated on this contract for their most recent course of treatment. Figures in italics indicate the base number of FP17s or Patient Questionnaire responses are less than 100. N/A is shown where the base number of responses is less than 10 during the period. % is calculated as Quantity/Base number\*100

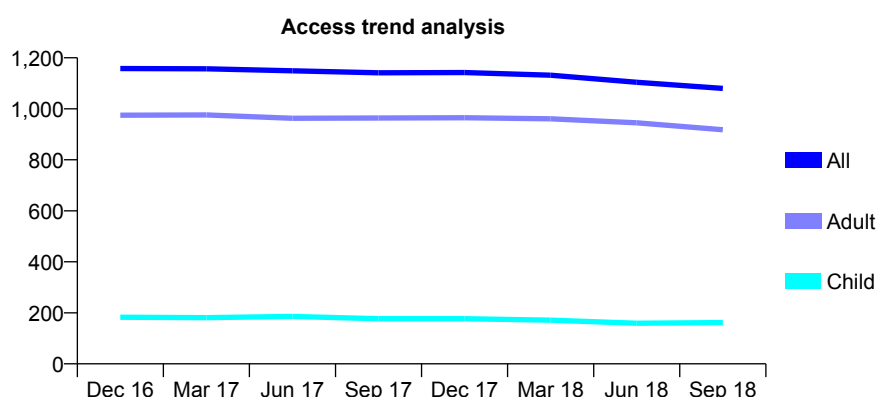
# Q66 - Vital Signs At a Glance Contract Report for 933023/0001 - September 2018

Name or company name	MR M AZIZI
Contract type name	GDS Contract
Purpose of contract	General
Contract start date	01/04/2006
Contract end date	

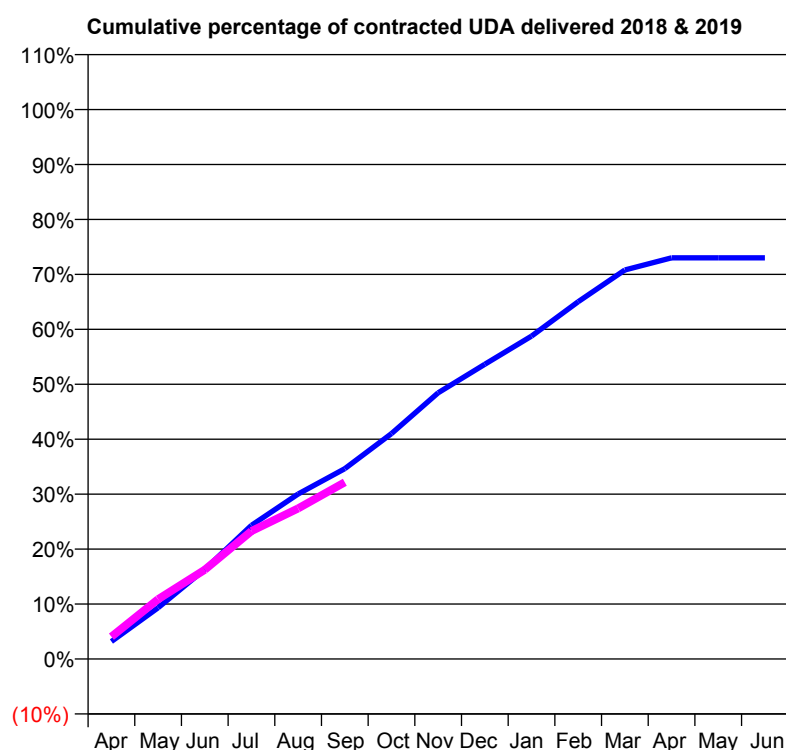
18/19 Contracted general activity (UDA)	4,600
Carry forward general activity (UDA)	0
18/19 Contracted orthodontic activity (UOA)	0
Carry forward orthodontic activity (UOA)	0
Baseline contract value	£106,829.42

## ACCESS\*

Patients seen in 24 months	Total	Change since previous quarter
Quarter ending September 2017	1,141	
Quarter ending December 2017	1,142	→
Quarter ending March 2018	1,132	→
Quarter ending June 2018	1,104	↓
Quarter ending September 2018	1,080	↓
<b>Variance since September 2017</b>	<b>(5.3%)</b>	<b>↓</b>



## ACTIVITY



Adjusted Scheduled Activity (UDA)		
Month	2018	2019
April	147	187
May	429	500
June	751	747
July	1,119	1,071
August	1,382	1,260
September	1,593	1,480
October	1,888	
November	2,228	
December	2,467	
January	2,703	
February	2,991	
March	3,257	
April	3,358	
May	3,358	
June	3,358	

## QUALITY

	Quantity	Base Number	Contract	AT	Region	England
% of FP17s for the same patient ID Re-attending within 3 months - Children	12	117	10.3%	9.4%	11.1%	11.6%
% of FP17s for the same patient ID Re-attending within 3 months - Adults	108	750	14.4%	13.9%	15.3%	15.5%
% of FP17s for the same patient ID Re-attending between 3 & 9 months - Children	83	117	70.9%	59.4%	61.1%	58.8%
% of FP17s for the same patient ID Re-attending between 3 & 9 months - Adults	499	750	66.5%	50.4%	52.3%	51.1%
% of FP17s for Band 1 Urgent Courses	33	817	4.0%	10.0%	9.5%	9.0%
% of FP17s Relating to Free Repair or Replacements	0	817	0.0%	0.8%	0.7%	0.8%
% of FP17s Relating to Continuations	31	817	3.8%	1.0%	0.8%	0.9%
% of Patients satisfied with the dentistry they have received	0	0	N/A	93.9%	93.6%	93.3%
% of Patients satisfied with the time they had to wait for an appointment	0	0	N/A	85.6%	88.8%	88.9%

\* This is based on patients treated on this contract for their most recent course of treatment. Figures in italics indicate the base number of FP17s or Patient Questionnaire responses are less than 100. N/A is shown where the base number of responses is less than 10 during the period. % is calculated as Quantity/Base number\*100

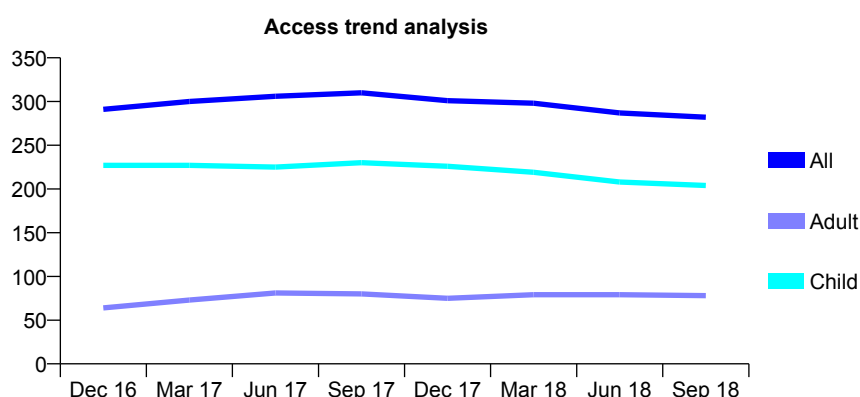
# Q66 - Vital Signs At a Glance Contract Report for 953008/0001 - September 2018

Name or company name	MR RC EVANS
Contract type name	GDS Contract
Purpose of contract	General
Contract start date	01/09/2009
Contract end date	

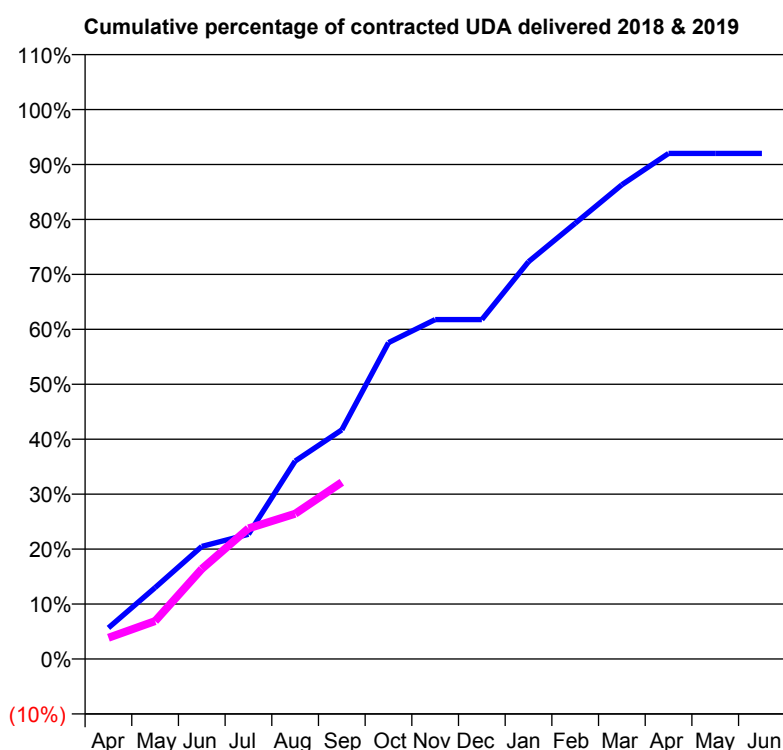
18/19 Contracted general activity (UDA)	600
Carry forward general activity (UDA)	0
18/19 Contracted orthodontic activity (UOA)	0
Carry forward orthodontic activity (UOA)	0
Baseline contract value	£15,807.92

## ACCESS\*

Patients seen in 24 months	Total	Change since previous quarter
Quarter ending September 2017	310	
Quarter ending December 2017	301	↓
Quarter ending March 2018	298	→
Quarter ending June 2018	287	↓
Quarter ending September 2018	282	↓
<b>Variance since September 2017</b>	<b>(9.0%)</b>	<b>↓</b>



## ACTIVITY



Adjusted Scheduled Activity (UDA)		
Month	2018	2019
April	34	23
May	78	41
June	123	98
July	136	143
August	216	159
September	250	193
October	345	
November	371	
December	371	
January	434	
February	476	
March	518	
April	552	
May	552	
June	552	

## QUALITY

	Quantity	Base Number	Contract	AT	Region	England
% of FP17s for the same patient ID Re-attending within 3 months - Children	12	131	9.2%	9.4%	11.1%	11.6%
% of FP17s for the same patient ID Re-attending within 3 months - Adults	2	29	6.9%	13.9%	15.3%	15.5%
% of FP17s for the same patient ID Re-attending between 3 & 9 months - Children	65	131	49.6%	59.4%	61.1%	58.8%
% of FP17s for the same patient ID Re-attending between 3 & 9 months - Adults	17	29	58.6%	50.4%	52.3%	51.1%
% of FP17s for Band 1 Urgent Courses	5	143	3.5%	10.0%	9.5%	9.0%
% of FP17s Relating to Free Repair or Replacements	0	143	0.0%	0.8%	0.7%	0.8%
% of FP17s Relating to Continuations	2	143	1.4%	1.0%	0.8%	0.9%
% of Patients satisfied with the dentistry they have received	0	0	N/A	93.9%	93.6%	93.3%
% of Patients satisfied with the time they had to wait for an appointment	0	0	N/A	85.6%	88.8%	88.9%

\* This is based on patients treated on this contract for their most recent course of treatment. Figures in italics indicate the base number of FP17s or Patient Questionnaire responses are less than 100. N/A is shown where the base number of responses is less than 10 during the period. % is calculated as Quantity/Base number\*100

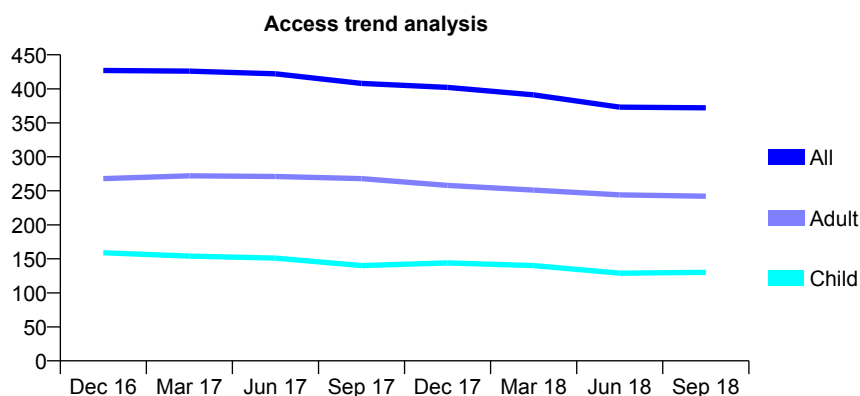
## Q66 - Vital Signs At a Glance Contract Report for 985600/0001 - September 2018

Name or company name	MR A ZAHEDI SHALFOROUGH
Contract type name	GDS Contract
Purpose of contract	General
Contract start date	01/04/2006
Contract end date	

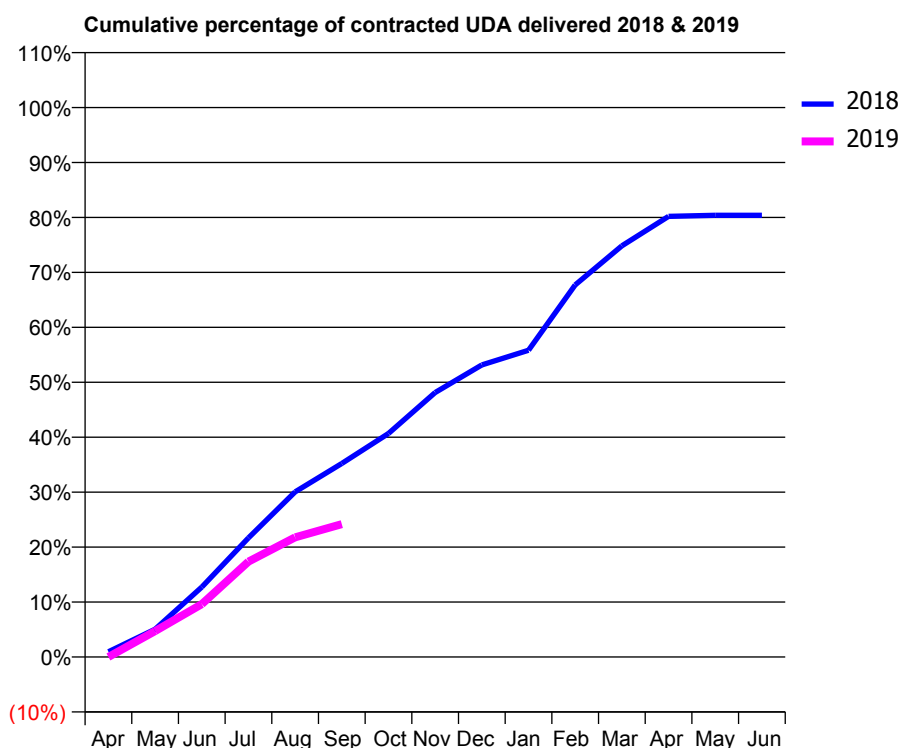
18/19 Contracted general activity (UDA)	1,957
Carry forward general activity (UDA)	0
18/19 Contracted orthodontic activity (UOA)	0
Carry forward orthodontic activity (UOA)	0
Baseline contract value	£50,706.06

### ACCESS\*

Patients seen in 24 months	Total	Change since previous quarter
Quarter ending September 2017	408	
Quarter ending December 2017	402	↓
Quarter ending March 2018	391	↓
Quarter ending June 2018	373	↓
Quarter ending September 2018	372	→
<b>Variance since September 2017</b>	<b>(8.8%)</b>	<b>↓</b>



### ACTIVITY



Adjusted Scheduled Activity (UDA)		
Month	2018	2019
April	19	0
May	99	92
June	249	188
July	424	340
August	588	426
September	689	473
October	796	
November	942	
December	1,040	
January	1,093	
February	1,325	
March	1,465	
April	1,569	
May	1,573	
June	1,573	

### QUALITY

	Quantity	Base Number	Contract	AT	Region	England
% of FP17s for the same patient ID Re-attending within 3 months - Children	15	124	12.1%	9.4%	11.1%	11.6%
% of FP17s for the same patient ID Re-attending within 3 months - Adults	25	153	16.3%	13.9%	15.3%	15.5%
% of FP17s for the same patient ID Re-attending between 3 & 9 months - Children	99	124	79.8%	59.4%	61.1%	58.8%
% of FP17s for the same patient ID Re-attending between 3 & 9 months - Adults	113	153	73.9%	50.4%	52.3%	51.1%
% of FP17s for Band 1 Urgent Courses	11	247	4.5%	10.0%	9.5%	9.0%
% of FP17s Relating to Free Repair or Replacements	0	247	0.0%	0.8%	0.7%	0.8%
% of FP17s Relating to Continuations	0	247	0.0%	1.0%	0.8%	0.9%
% of Patients satisfied with the dentistry they have received	5	5	N/A	93.9%	93.6%	93.3%
% of Patients satisfied with the time they had to wait for an appointment	5	5	N/A	85.6%	88.8%	88.9%

\* This is based on patients treated on this contract for their most recent course of treatment. Figures in italics indicate the base number of FP17s or Patient Questionnaire responses are less than 100. N/A is shown where the base number of responses is less than 10 during the period. % is calculated as Quantity/Base number\*100

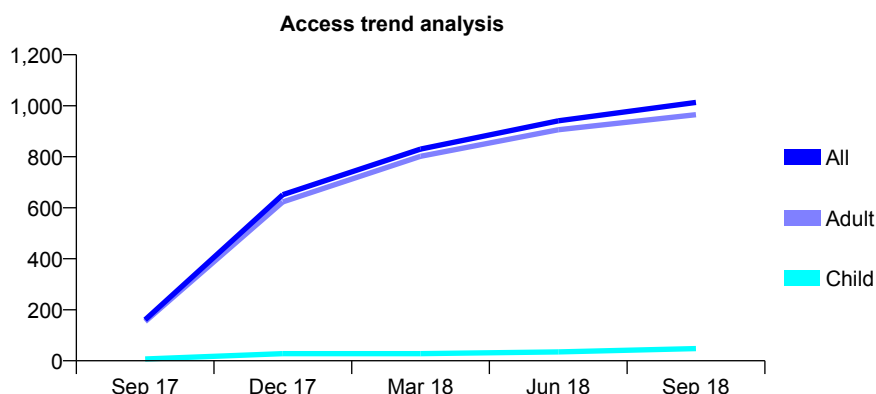
## Q67 - Vital Signs At a Glance Contract Report for 100325/0000 - September 2018

Name or company name	MR D RYAN
Contract type name	PDS Contract
Purpose of contract	General
Contract start date	01/04/2017
Contract end date	31/03/2026

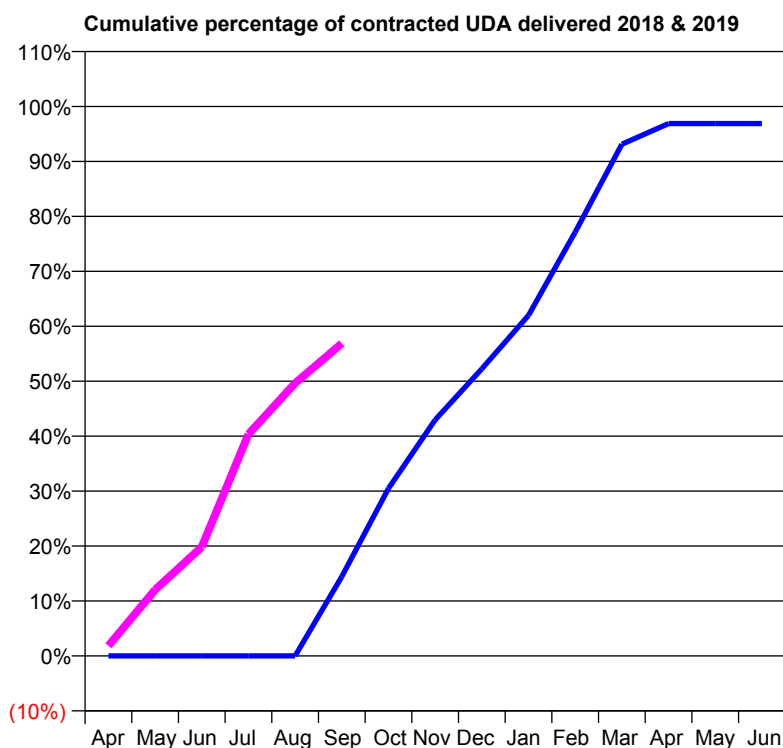
18/19 Contracted general activity (UDA)	2,430
Carry forward general activity (UDA)	0
18/19 Contracted orthodontic activity (UOA)	0
Carry forward orthodontic activity (UOA)	0
Baseline contract value	£147,024.63

### ACCESS\*

Patients seen in 24 months	Total	Change since previous quarter
Quarter ending September 2017	161	
Quarter ending December 2017	651	↑
Quarter ending March 2018	830	↑
Quarter ending June 2018	941	↑
Quarter ending September 2018	1,013	↑
<b>Variance since September 2017</b>	<b>529.2%</b>	<b>↑</b>



### ACTIVITY



Month	Adjusted Scheduled Activity (UDA)	
	2018	2019
April	0	45
May	0	293
June	0	482
July	0	981
August	0	1,206
September	351	1,382
October	741	
November	1,044	
December	1,270	
January	1,506	
February	1,874	
March	2,263	
April	2,354	
May	2,354	
June	2,354	

### QUALITY

	Quantity	Base Number	Contract	AT	Region	England
% of FP17s for the same patient ID Re-attending within 3 months - Children	0	36	0.0%	11.0%	11.1%	11.6%
% of FP17s for the same patient ID Re-attending within 3 months - Adults	4	463	0.9%	16.1%	15.3%	15.5%
% of FP17s for the same patient ID Re-attending between 3 & 9 months - Children	0	36	0.0%	55.6%	61.1%	58.8%
% of FP17s for the same patient ID Re-attending between 3 & 9 months - Adults	1	463	0.2%	48.8%	52.3%	51.1%
% of FP17s for Band 1 Urgent Courses	0	467	0.0%	10.0%	9.5%	9.0%
% of FP17s Relating to Free Repair or Replacements	0	467	0.0%	0.6%	0.7%	0.8%
% of FP17s Relating to Continuations	0	467	0.0%	0.7%	0.8%	0.9%
% of Patients satisfied with the dentistry they have received	1	1	N/A	93.6%	93.6%	93.3%
% of Patients satisfied with the time they had to wait for an appointment	1	1	N/A	88.9%	88.8%	88.9%

\* This is based on patients treated on this contract for their most recent course of treatment. Figures in italics indicate the base number of FP17s or Patient Questionnaire responses are less than 100. N/A is shown where the base number of responses is less than 10 during the period. % is calculated as Quantity/Base number\*100



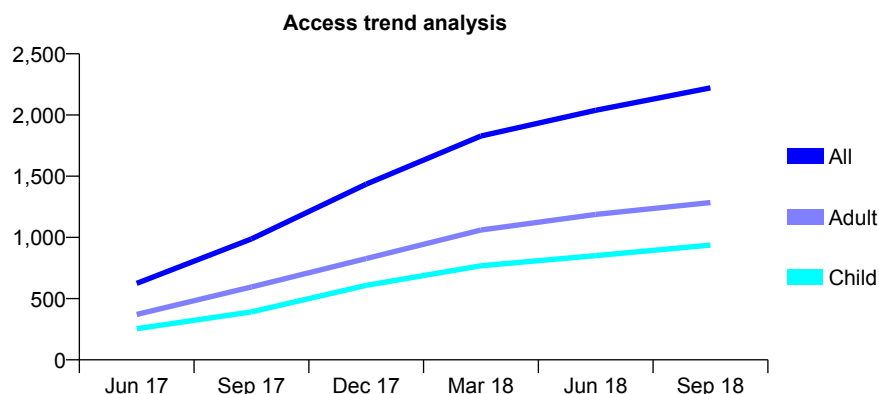
## Q67 - Vital Signs At a Glance Contract Report for 100359/0000 - September 2018

Name or company name	Medway Dental Care Ltd
Contract type name	GDS Contract
Purpose of contract	General
Contract start date	01/04/2017
Contract end date	

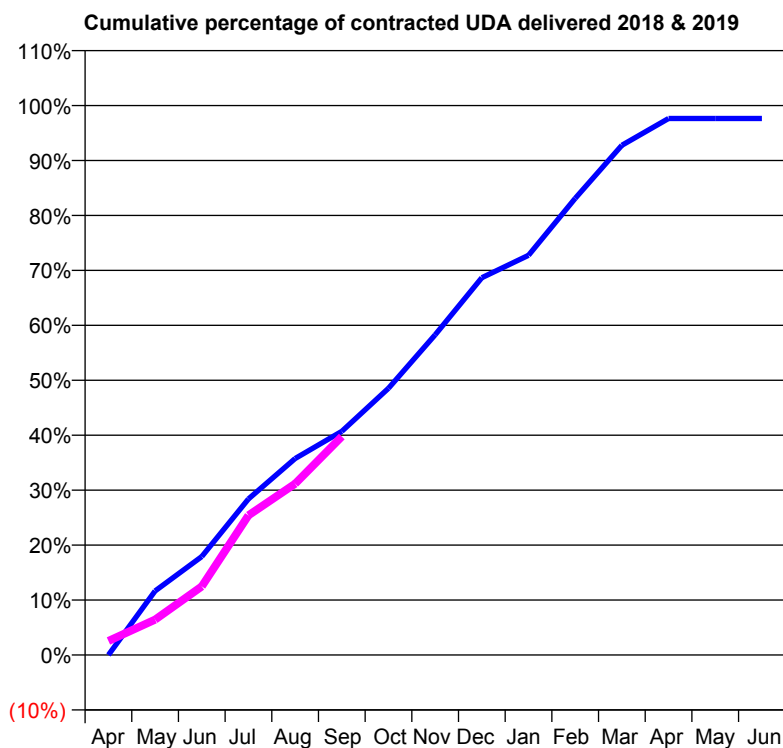
18/19 Contracted general activity (UDA)	6,671
Carry forward general activity (UDA)	182
18/19 Contracted orthodontic activity (UOA)	0
Carry forward orthodontic activity (UOA)	0
Baseline contract value	£166,792.30

### ACCESS\*

Patients seen in 24 months	Total	Change since previous quarter
Quarter ending September 2017	987	
Quarter ending December 2017	1,435	↑
Quarter ending March 2018	1,828	↑
Quarter ending June 2018	2,039	↑
Quarter ending September 2018	2,222	↑
<b>Variance since September 2017</b>	<b>125.1%</b>	<b>↑</b>



### ACTIVITY



Adjusted Scheduled Activity (UDA)		
Month	2018	2019
April	0	171
May	781	430
June	1,200	833
July	1,902	1,695
August	2,395	2,079
September	2,725	2,653
October	3,250	
November	3,902	
December	4,597	
January	4,870	
February	5,564	
March	6,210	
April	6,537	
May	6,537	
June	6,537	

### QUALITY

	Quantity	Base Number	Contract	AT	Region	England
% of FP17s for the same patient ID Re-attending within 3 months - Children	24	542	4.4%	11.0%	11.1%	11.6%
% of FP17s for the same patient ID Re-attending within 3 months - Adults	64	577	11.1%	16.1%	15.3%	15.5%
% of FP17s for the same patient ID Re-attending between 3 & 9 months - Children	96	542	17.7%	55.6%	61.1%	58.8%
% of FP17s for the same patient ID Re-attending between 3 & 9 months - Adults	84	577	14.6%	48.8%	52.3%	51.1%
% of FP17s for Band 1 Urgent Courses	0	996	0.0%	10.0%	9.5%	9.0%
% of FP17s Relating to Free Repair or Replacements	0	996	0.0%	0.6%	0.7%	0.8%
% of FP17s Relating to Continuations	33	996	3.3%	0.7%	0.8%	0.9%
% of Patients satisfied with the dentistry they have received	1	1	N/A	93.6%	93.6%	93.3%
% of Patients satisfied with the time they had to wait for an appointment	1	1	N/A	88.9%	88.8%	88.9%

\* This is based on patients treated on this contract for their most recent course of treatment. Figures in italics indicate the base number of FP17s or Patient Questionnaire responses are less than 100. N/A is shown where the base number of responses is less than 10 during the period. % is calculated as Quantity/Base number\*100

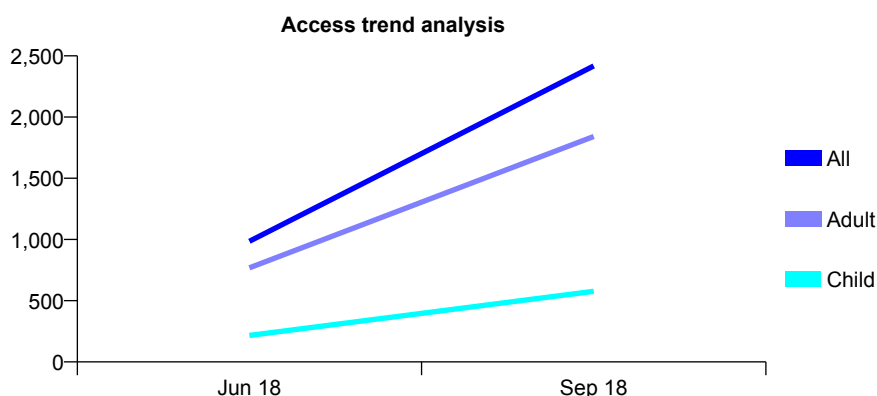
## Q67 - Vital Signs At a Glance Contract Report for 100679/0000 - September 2018

Name or company name	E Kent Salaried Primary Care Dental
Contract type name	PDS Contract
Purpose of contract	General
Contract start date	01/04/2018
Contract end date	31/03/2019

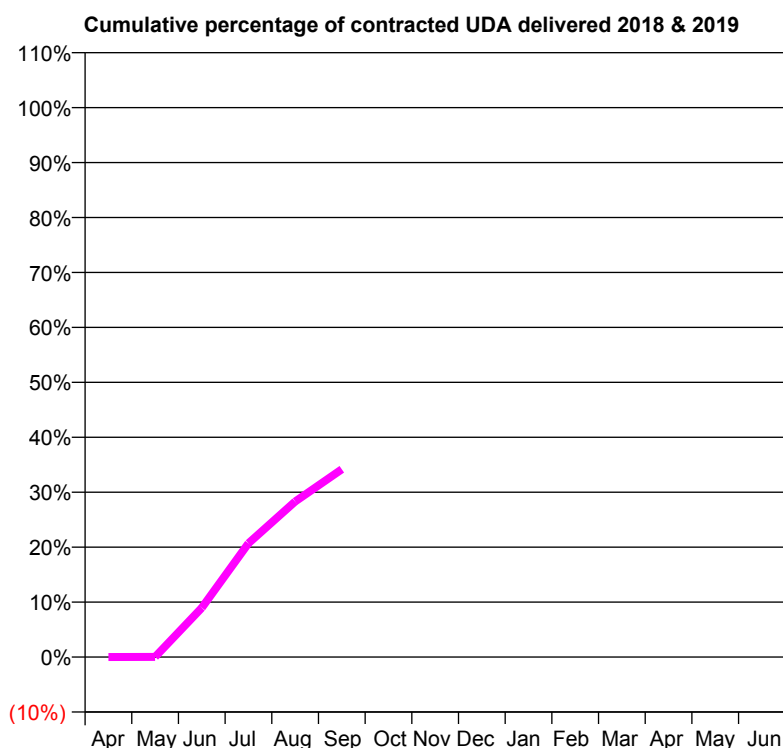
18/19 Contracted general activity (UDA)	12,000
Carry forward general activity (UDA)	0
18/19 Contracted orthodontic activity (UOA)	0
Carry forward orthodontic activity (UOA)	0
Baseline contract value	£311,880.00

### ACCESS\*

Patients seen in 24 months	Total	Change since previous quarter
Quarter ending September 2017	0	
Quarter ending December 2017	0	
Quarter ending March 2018	0	
Quarter ending June 2018	985	↑
Quarter ending September 2018	2,418	↑
Variance since September 2017	N/A	



### ACTIVITY



Adjusted Scheduled Activity (UDA)		
Month	2018	2019
April	0	0
May	0	5
June	0	1,077
July	0	2,484
August	0	3,397
September	0	4,100
October	0	
November	0	
December	0	
January	0	
February	0	
March	0	
April	0	
May	0	
June	0	

### QUALITY

	Quantity	Base Number	Contract	AT	Region	England
% of FP17s for the same patient ID Re-attending within 3 months - Children	15	591	2.5%	11.0%	11.1%	11.6%
% of FP17s for the same patient ID Re-attending within 3 months - Adults	116	2,019	5.7%	16.1%	15.3%	15.5%
% of FP17s for the same patient ID Re-attending between 3 & 9 months - Children	3	591	0.5%	55.6%	61.1%	58.8%
% of FP17s for the same patient ID Re-attending between 3 & 9 months - Adults	25	2,019	1.2%	48.8%	52.3%	51.1%
% of FP17s for Band 1 Urgent Courses	231	2,610	8.9%	10.0%	9.5%	9.0%
% of FP17s Relating to Free Repair or Replacements	5	2,610	0.2%	0.6%	0.7%	0.8%
% of FP17s Relating to Continuations	3	2,610	0.1%	0.7%	0.8%	0.9%
% of Patients satisfied with the dentistry they have received	1	1	N/A	93.6%	93.6%	93.3%
% of Patients satisfied with the time they had to wait for an appointment	0	1	N/A	88.9%	88.8%	88.9%

\* This is based on patients treated on this contract for their most recent course of treatment. Figures in italics indicate the base number of FP17s or Patient Questionnaire responses are less than 100. N/A is shown where the base number of responses is less than 10 during the period. % is calculated as Quantity/Base number\*100

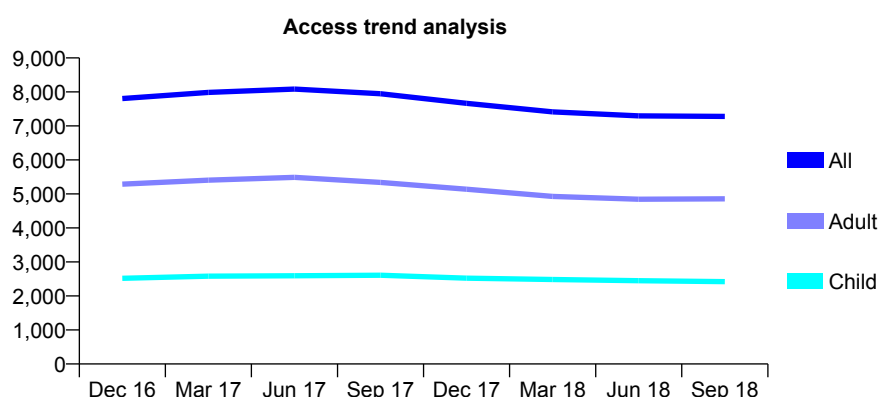
# Q67 - Vital Signs At a Glance Contract Report for 101281/0032 - September 2018

Name or company name	OASIS DENTAL CARE LTD
Contract type name	GDS Contract
Purpose of contract	General
Contract start date	01/04/2006
Contract end date	

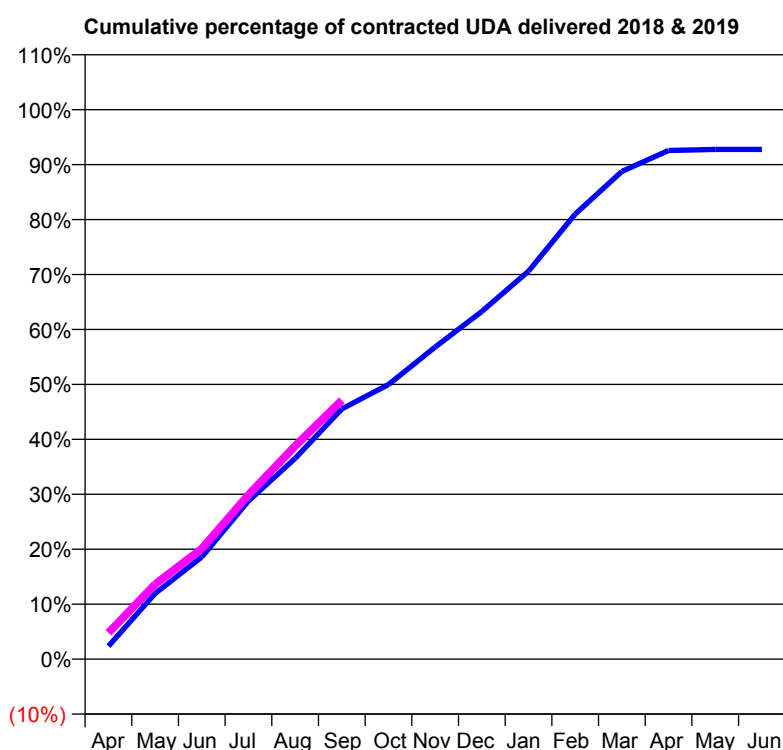
18/19 Contracted general activity (UDA)	19,413
Carry forward general activity (UDA)	0
18/19 Contracted orthodontic activity (UOA)	0
Carry forward orthodontic activity (UOA)	0
Baseline contract value	£452,056.90

## ACCESS\*

Patients seen in 24 months	Total	Change since previous quarter
Quarter ending September 2017	7,949	
Quarter ending December 2017	7,665	↓
Quarter ending March 2018	7,414	↓
Quarter ending June 2018	7,295	↓
Quarter ending September 2018	7,279	→
<b>Variance since September 2017</b>	<b>(8.4%)</b>	<b>↓</b>



## ACTIVITY



Adjusted Scheduled Activity (UDA)		
Month	2018	2019
April	458	931
May	2,318	2,646
June	3,612	3,904
July	5,588	5,804
August	7,095	7,531
September	8,838	9,148
October	9,701	
November	11,028	
December	12,284	
January	13,704	
February	15,723	
March	17,229	
April	17,968	
May	18,006	
June	18,010	

## QUALITY

	Quantity	Base Number	Contract	AT	Region	England
% of FP17s for the same patient ID Re-attending within 3 months - Children	147	1,898	7.7%	11.0%	11.1%	11.6%
% of FP17s for the same patient ID Re-attending within 3 months - Adults	566	3,272	17.3%	16.1%	15.3%	15.5%
% of FP17s for the same patient ID Re-attending between 3 & 9 months - Children	1,071	1,898	56.4%	55.6%	61.1%	58.8%
% of FP17s for the same patient ID Re-attending between 3 & 9 months - Adults	1,536	3,272	46.9%	48.8%	52.3%	51.1%
% of FP17s for Band 1 Urgent Courses	535	4,754	11.3%	10.0%	9.5%	9.0%
% of FP17s Relating to Free Repair or Replacements	57	4,754	1.2%	0.6%	0.7%	0.8%
% of FP17s Relating to Continuations	78	4,754	1.6%	0.7%	0.8%	0.9%
% of Patients satisfied with the dentistry they have received	9	9	N/A	93.6%	93.6%	93.3%
% of Patients satisfied with the time they had to wait for an appointment	8	9	N/A	88.9%	88.8%	88.9%

\* This is based on patients treated on this contract for their most recent course of treatment. Figures in italics indicate the base number of FP17s or Patient Questionnaire responses are less than 100. N/A is shown where the base number of responses is less than 10 during the period. % is calculated as Quantity/Base number\*100

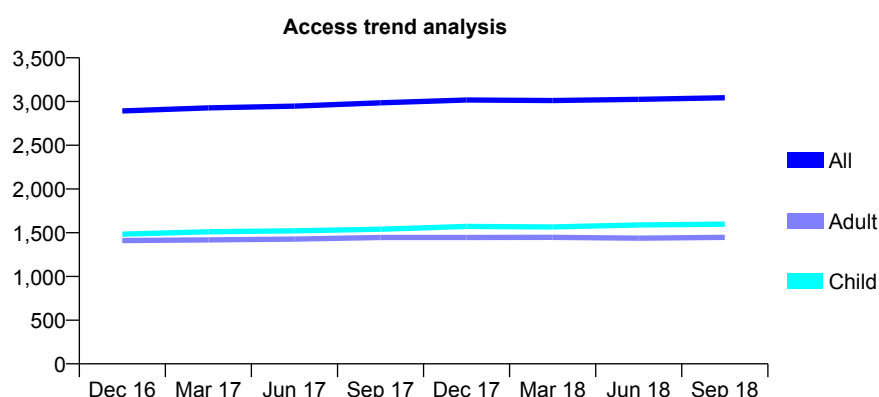
# Q67 - Vital Signs At a Glance Contract Report for 101281/0035 - September 2018

Name or company name	OASIS DENTAL CARE LTD
Contract type name	GDS Contract
Purpose of contract	General and Orthodontic
Contract start date	01/04/2006
Contract end date	

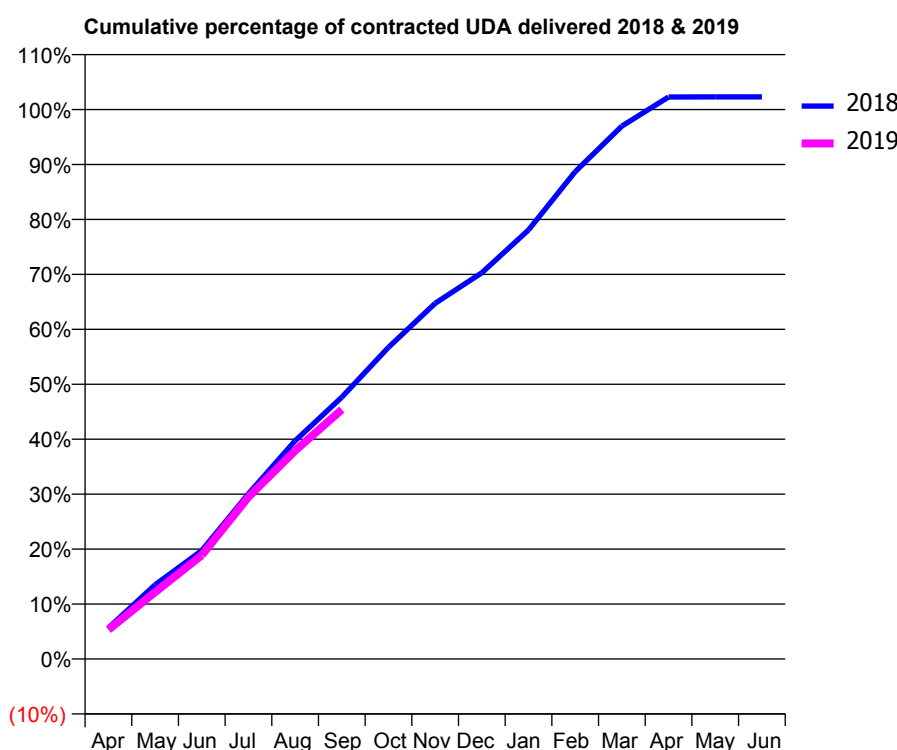
18/19 Contracted general activity (UDA)	7,549
Carry forward general activity (UDA)	0
18/19 Contracted orthodontic activity (UOA)	2,029
Carry forward orthodontic activity (UOA)	19
Baseline contract value	£370,978.68

## ACCESS\*

Patients seen in 24 months	Total	Change since previous quarter
Quarter ending September 2017	2,985	
Quarter ending December 2017	3,017	→
Quarter ending March 2018	3,011	→
Quarter ending June 2018	3,025	→
Quarter ending September 2018	3,044	→
<b>Variance since September 2017</b>	<b>2.0%</b>	<b>→</b>



## ACTIVITY



Adjusted Scheduled Activity (UDA)		
Month	2018	2019
April	427	401
May	1,019	920
June	1,491	1,426
July	2,271	2,227
August	2,998	2,862
September	3,597	3,426
October	4,283	
November	4,887	
December	5,306	
January	5,894	
February	6,695	
March	7,322	
April	7,721	
May	7,722	
June	7,722	

## QUALITY

	Quantity	Base Number	Contract	AT	Region	England
% of FP17s for the same patient ID Re-attending within 3 months - Children	114	1,341	8.5%	11.0%	11.1%	11.6%
% of FP17s for the same patient ID Re-attending within 3 months - Adults	163	1,079	15.1%	16.1%	15.3%	15.5%
% of FP17s for the same patient ID Re-attending between 3 & 9 months - Children	733	1,341	54.7%	55.6%	61.1%	58.8%
% of FP17s for the same patient ID Re-attending between 3 & 9 months - Adults	644	1,079	59.7%	48.8%	52.3%	51.1%
% of FP17s for Band 1 Urgent Courses	161	2,096	7.7%	10.0%	9.5%	9.0%
% of FP17s Relating to Free Repair or Replacements	8	2,096	0.4%	0.6%	0.7%	0.8%
% of FP17s Relating to Continuations	4	2,096	0.2%	0.7%	0.8%	0.9%
% of Patients satisfied with the dentistry they have received	4	4	N/A	93.6%	93.6%	93.3%
% of Patients satisfied with the time they had to wait for an appointment	4	4	N/A	88.9%	88.8%	88.9%

\* This is based on patients treated on this contract for their most recent course of treatment. Figures in italics indicate the base number of FP17s or Patient Questionnaire responses are less than 100. N/A is shown where the base number of responses is less than 10 during the period. % is calculated as Quantity/Base number\*100

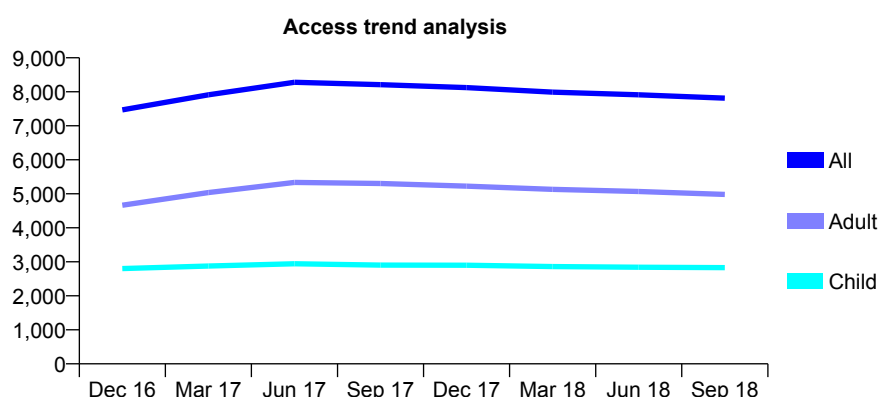
# Q67 - Vital Signs At a Glance Contract Report for 101281/0105 - September 2018

Name or company name	OASIS DENTAL CARE LTD
Contract type name	GDS Contract
Purpose of contract	General and Orthodontic
Contract start date	01/04/2006
Contract end date	

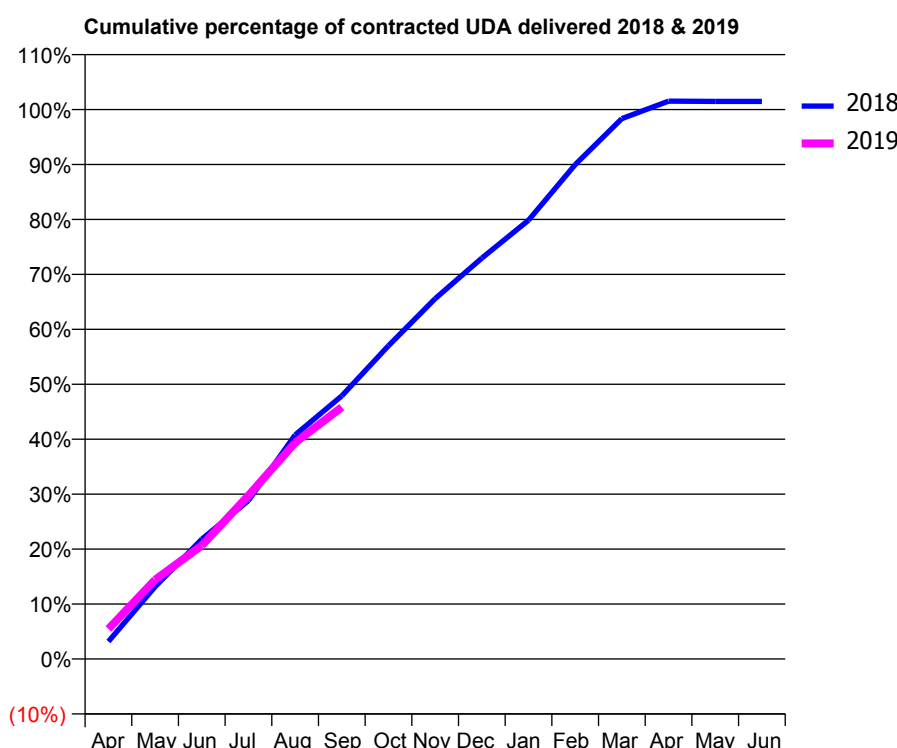
18/19 Contracted general activity (UDA)	19,191
Carry forward general activity (UDA)	0
18/19 Contracted orthodontic activity (UOA)	1,035
Carry forward orthodontic activity (UOA)	-20
Baseline contract value	£504,981.11

## ACCESS\*

Patients seen in 24 months	Total	Change since previous quarter
Quarter ending September 2017	8,208	
Quarter ending December 2017	8,125	↓
Quarter ending March 2018	7,992	↓
Quarter ending June 2018	7,911	↓
Quarter ending September 2018	7,815	↓
<b>Variance since September 2017</b>	<b>(4.8%)</b>	<b>↓</b>



## ACTIVITY



Adjusted Scheduled Activity (UDA)		
Month	2018	2019
April	614	1,052
May	2,527	2,767
June	4,186	3,967
July	5,533	5,712
August	7,824	7,557
September	9,192	8,796
October	10,943	
November	12,583	
December	14,001	
January	15,323	
February	17,264	
March	18,871	
April	19,481	
May	19,476	
June	19,473	

## QUALITY

	Quantity	Base Number	Contract	AT	Region	England
% of FP17s for the same patient ID Re-attending within 3 months - Children	210	2,311	9.1%	11.0%	11.1%	11.6%
% of FP17s for the same patient ID Re-attending within 3 months - Adults	392	3,398	11.5%	16.1%	15.3%	15.5%
% of FP17s for the same patient ID Re-attending between 3 & 9 months - Children	1,516	2,311	65.6%	55.6%	61.1%	58.8%
% of FP17s for the same patient ID Re-attending between 3 & 9 months - Adults	2,191	3,398	64.5%	48.8%	52.3%	51.1%
% of FP17s for Band 1 Urgent Courses	278	5,287	5.3%	10.0%	9.5%	9.0%
% of FP17s Relating to Free Repair or Replacements	2	5,287	0.0%	0.6%	0.7%	0.8%
% of FP17s Relating to Continuations	77	5,287	1.5%	0.7%	0.8%	0.9%
% of Patients satisfied with the dentistry they have received	7	7	N/A	93.6%	93.6%	93.3%
% of Patients satisfied with the time they had to wait for an appointment	7	7	N/A	88.9%	88.8%	88.9%

\* This is based on patients treated on this contract for their most recent course of treatment. Figures in italics indicate the base number of FP17s or Patient Questionnaire responses are less than 100. N/A is shown where the base number of responses is less than 10 during the period. % is calculated as Quantity/Base number\*100

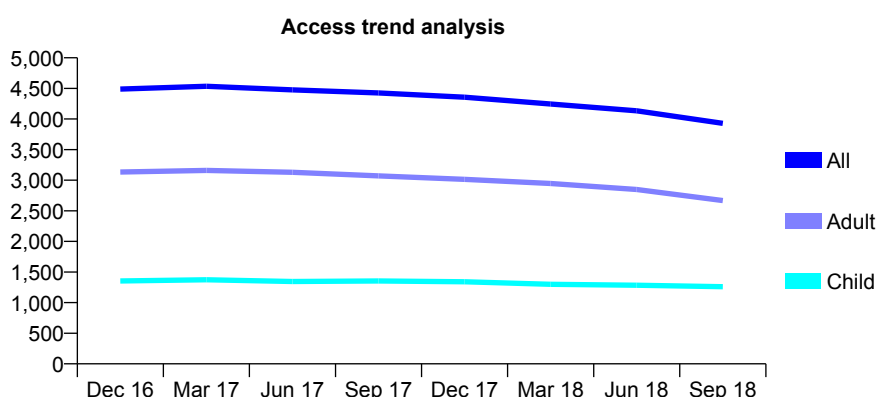
# Q67 - Vital Signs At a Glance Contract Report for 101338/0105 - September 2018

Name or company name	Whitecross Dental Care Limited
Contract type name	GDS Contract
Purpose of contract	General
Contract start date	16/11/2009
Contract end date	

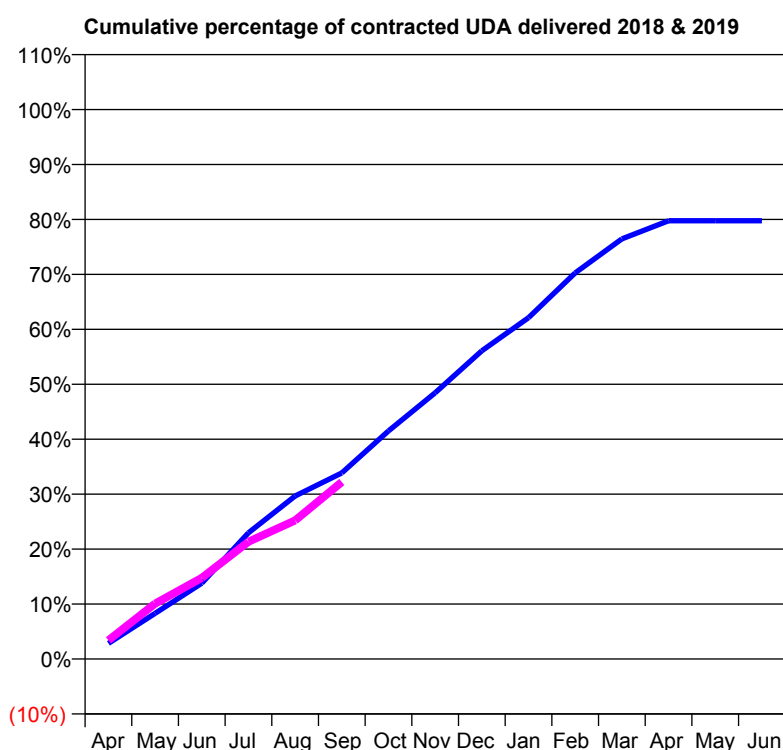
18/19 Contracted general activity (UDA)	12,000
Carry forward general activity (UDA)	0
18/19 Contracted orthodontic activity (UOA)	0
Carry forward orthodontic activity (UOA)	0
Baseline contract value	£365,230.20

## ACCESS\*

Patients seen in 24 months	Total	Change since previous quarter
Quarter ending September 2017	4,425	
Quarter ending December 2017	4,356	↓
Quarter ending March 2018	4,246	↓
Quarter ending June 2018	4,133	↓
Quarter ending September 2018	3,929	↓
<b>Variance since September 2017</b>	<b>(11.2%)</b>	<b>↓</b>



## ACTIVITY



Adjusted Scheduled Activity (UDA)		
Month	2018	2019
April	343	408
May	998	1,209
June	1,656	1,771
July	2,757	2,560
August	3,561	3,028
September	4,062	3,866
October	4,981	
November	5,814	
December	6,730	
January	7,454	
February	8,433	
March	9,174	
April	9,569	
May	9,569	
June	9,571	

## QUALITY

	Quantity	Base Number	Contract	AT	Region	England
% of FP17s for the same patient ID Re-attending within 3 months - Children	45	813	5.5%	11.0%	11.1%	11.6%
% of FP17s for the same patient ID Re-attending within 3 months - Adults	119	1,361	8.7%	16.1%	15.3%	15.5%
% of FP17s for the same patient ID Re-attending between 3 & 9 months - Children	499	813	61.4%	55.6%	61.1%	58.8%
% of FP17s for the same patient ID Re-attending between 3 & 9 months - Adults	702	1,361	51.6%	48.8%	52.3%	51.1%
% of FP17s for Band 1 Urgent Courses	185	1,990	9.3%	10.0%	9.5%	9.0%
% of FP17s Relating to Free Repair or Replacements	7	1,990	0.4%	0.6%	0.7%	0.8%
% of FP17s Relating to Continuations	23	1,990	1.2%	0.7%	0.8%	0.9%
% of Patients satisfied with the dentistry they have received	5	5	N/A	93.6%	93.6%	93.3%
% of Patients satisfied with the time they had to wait for an appointment	5	5	N/A	88.9%	88.8%	88.9%

\* This is based on patients treated on this contract for their most recent course of treatment. Figures in italics indicate the base number of FP17s or Patient Questionnaire responses are less than 100. N/A is shown where the base number of responses is less than 10 during the period. % is calculated as Quantity/Base number\*100

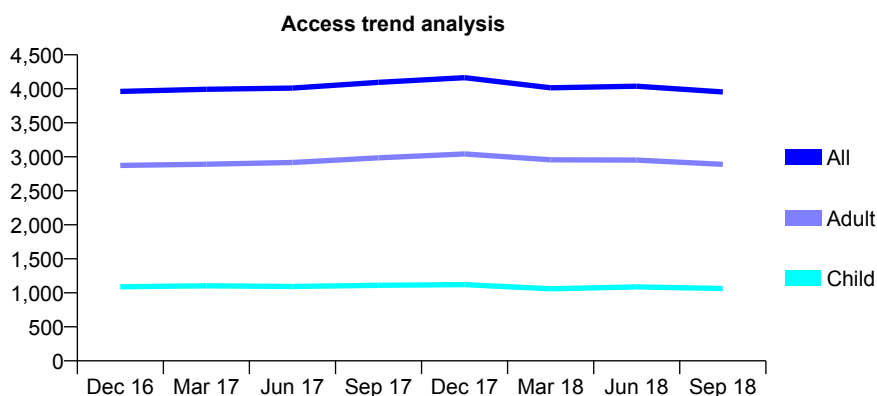
## Q67 - Vital Signs At a Glance Contract Report for 101338/0116 - September 2018

Name or company name	Whitecross Dental Care Limited
Contract type name	GDS Contract
Purpose of contract	General
Contract start date	03/03/2010
Contract end date	

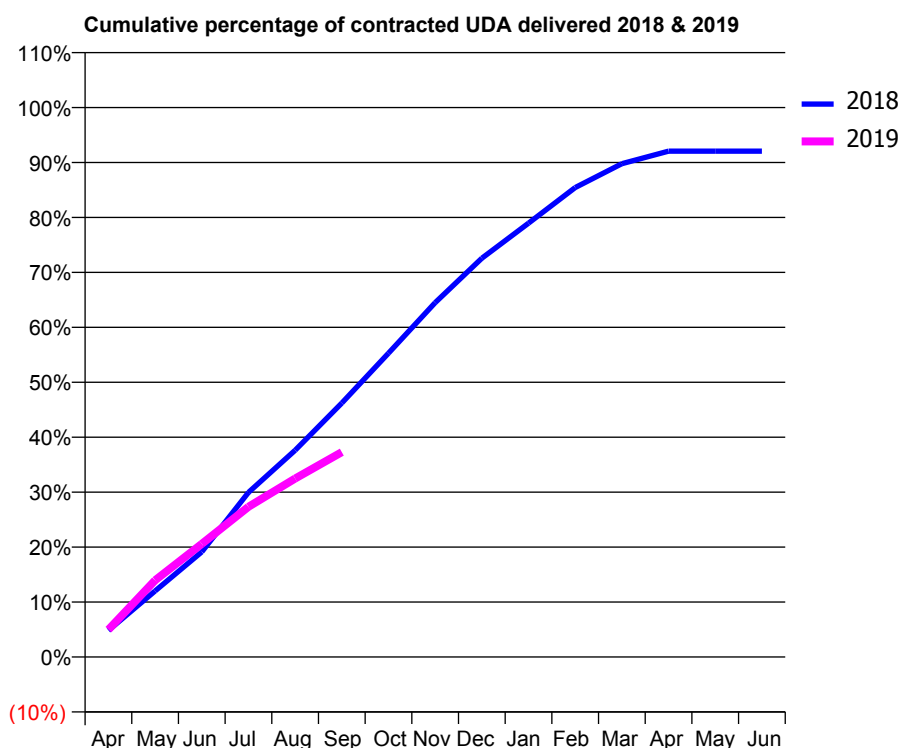
18/19 Contracted general activity (UDA)	14,000
Carry forward general activity (UDA)	0
18/19 Contracted orthodontic activity (UOA)	0
Carry forward orthodontic activity (UOA)	0
Baseline contract value	£369,034.70

### ACCESS\*

Patients seen in 24 months	Total	Change since previous quarter
Quarter ending September 2017	4,096	
Quarter ending December 2017	4,164	→
Quarter ending March 2018	4,015	↓
Quarter ending June 2018	4,039	→
Quarter ending September 2018	3,953	↓
<b>Variance since September 2017</b>	<b>(3.5%)</b>	<b>↓</b>



### ACTIVITY



Adjusted Scheduled Activity (UDA)		
Month	2018	2019
April	679	699
May	1,684	1,957
June	2,678	2,882
July	4,195	3,826
August	5,269	4,548
September	6,470	5,219
October	7,742	
November	9,027	
December	10,159	
January	11,055	
February	11,959	
March	12,569	
April	12,888	
May	12,888	
June	12,888	

### QUALITY

	Quantity	Base Number	Contract	AT	Region	England
% of FP17s for the same patient ID Re-attending within 3 months - Children	44	802	5.5%	11.0%	11.1%	11.6%
% of FP17s for the same patient ID Re-attending within 3 months - Adults	200	1,754	11.4%	16.1%	15.3%	15.5%
% of FP17s for the same patient ID Re-attending between 3 & 9 months - Children	456	802	56.9%	55.6%	61.1%	58.8%
% of FP17s for the same patient ID Re-attending between 3 & 9 months - Adults	952	1,754	54.3%	48.8%	52.3%	51.1%
% of FP17s for Band 1 Urgent Courses	219	2,440	9.0%	10.0%	9.5%	9.0%
% of FP17s Relating to Free Repair or Replacements	0	2,440	0.0%	0.6%	0.7%	0.8%
% of FP17s Relating to Continuations	16	2,440	0.7%	0.7%	0.8%	0.9%
% of Patients satisfied with the dentistry they have received	2	2	N/A	93.6%	93.6%	93.3%
% of Patients satisfied with the time they had to wait for an appointment	2	2	N/A	88.9%	88.8%	88.9%

\* This is based on patients treated on this contract for their most recent course of treatment. Figures in italics indicate the base number of FP17s or Patient Questionnaire responses are less than 100. N/A is shown where the base number of responses is less than 10 during the period. % is calculated as Quantity/Base number\*100



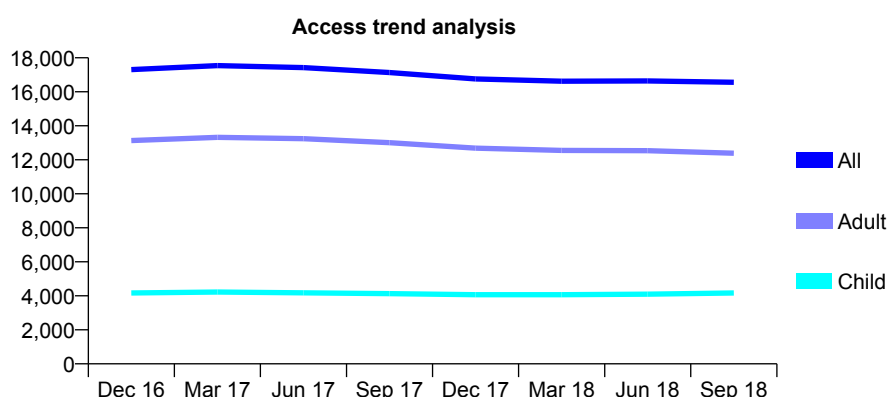
# Q67 - Vital Signs At a Glance Contract Report for 101370/0009 - September 2018

Name or company name	Petrie Tucker & Partners Ltd
Contract type name	GDS Contract
Purpose of contract	General
Contract start date	01/04/2006
Contract end date	

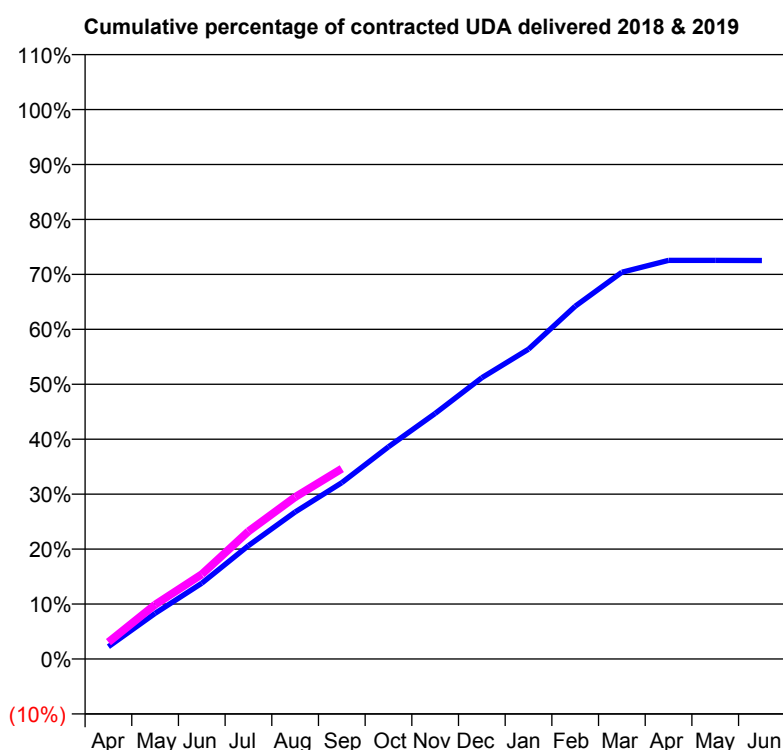
18/19 Contracted general activity (UDA)	63,012
Carry forward general activity (UDA)	0
18/19 Contracted orthodontic activity (UOA)	0
Carry forward orthodontic activity (UOA)	0
Baseline contract value	£1,786,994.63

## ACCESS\*

Patients seen in 24 months	Total	Change since previous quarter
Quarter ending September 2017	17,137	
Quarter ending December 2017	16,760	↓
Quarter ending March 2018	16,620	→
Quarter ending June 2018	16,642	→
Quarter ending September 2018	16,557	→
<b>Variance since September 2017</b>	<b>(3.4%)</b>	<b>↓</b>



## ACTIVITY



Adjusted Scheduled Activity (UDA)		
Month	2018	2019
April	1,415	1,929
May	5,242	6,229
June	8,686	9,717
July	13,012	14,642
August	16,865	18,577
September	20,221	21,835
October	24,333	
November	28,156	
December	32,257	
January	35,527	
February	40,445	
March	44,345	
April	45,712	
May	45,710	
June	45,695	

## QUALITY

	Quantity	Base Number	Contract	AT	Region	England
% of FP17s for the same patient ID Re-attending within 3 months - Children	179	2,949	6.1%	11.0%	11.1%	11.6%
% of FP17s for the same patient ID Re-attending within 3 months - Adults	1,102	8,428	13.1%	16.1%	15.3%	15.5%
% of FP17s for the same patient ID Re-attending between 3 & 9 months - Children	1,425	2,949	48.3%	55.6%	61.1%	58.8%
% of FP17s for the same patient ID Re-attending between 3 & 9 months - Adults	3,518	8,428	41.7%	48.8%	52.3%	51.1%
% of FP17s for Band 1 Urgent Courses	1,166	10,759	10.8%	10.0%	9.5%	9.0%
% of FP17s Relating to Free Repair or Replacements	58	10,759	0.5%	0.6%	0.7%	0.8%
% of FP17s Relating to Continuations	109	10,759	1.0%	0.7%	0.8%	0.9%
% of Patients satisfied with the dentistry they have received	10	10	100.0%	93.6%	93.6%	93.3%
% of Patients satisfied with the time they had to wait for an appointment	9	10	90.0%	88.9%	88.8%	88.9%

\* This is based on patients treated on this contract for their most recent course of treatment. Figures in italics indicate the base number of FP17s or Patient Questionnaire responses are less than 100. N/A is shown where the base number of responses is less than 10 during the period. % is calculated as Quantity/Base number\*100

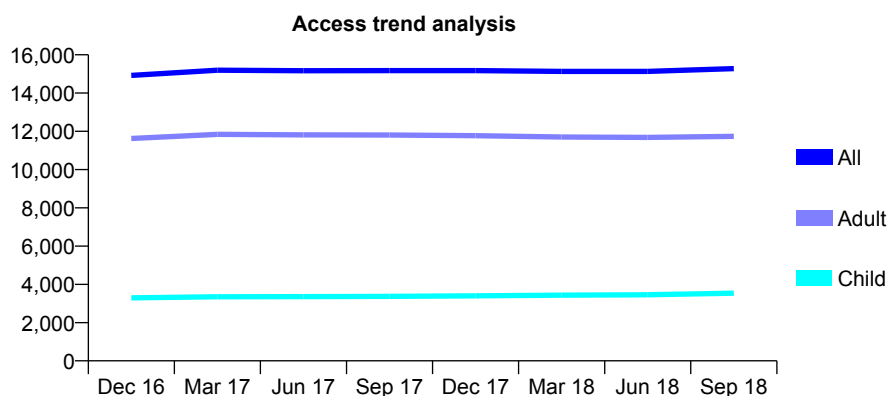
## Q67 - Vital Signs At a Glance Contract Report for 101370/0097 - September 2018

Name or company name	Petrie Tucker & Partners Ltd
Contract type name	GDS Contract
Purpose of contract	General
Contract start date	01/04/2007
Contract end date	

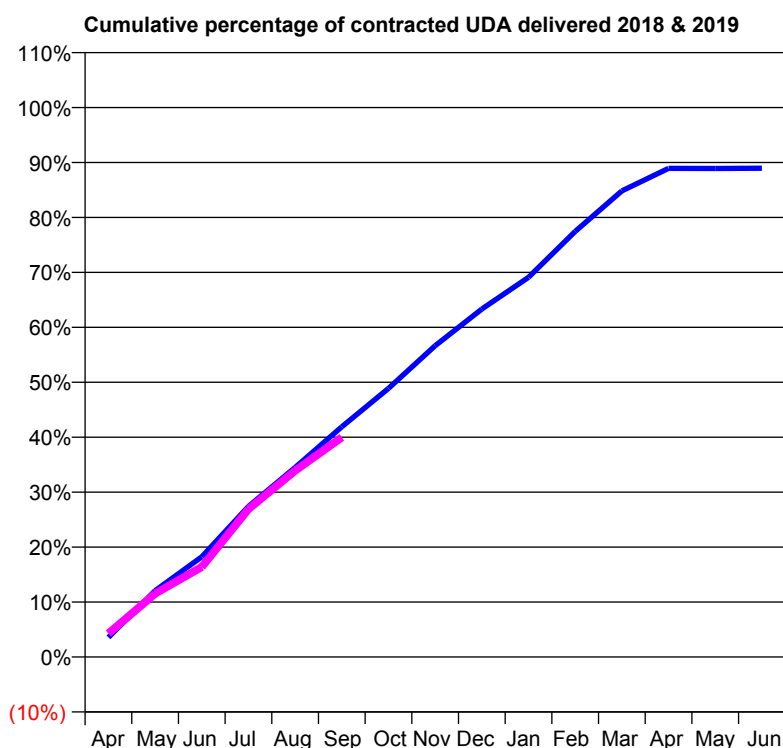
18/19 Contracted general activity (UDA)	41,328
Carry forward general activity (UDA)	0
18/19 Contracted orthodontic activity (UOA)	0
Carry forward orthodontic activity (UOA)	0
Baseline contract value	£901,542.48

### ACCESS\*

Patients seen in 24 months	Total	Change since previous quarter
Quarter ending September 2017	15,173	
Quarter ending December 2017	15,172	→
Quarter ending March 2018	15,133	→
Quarter ending June 2018	15,131	→
Quarter ending September 2018	15,276	→
<b>Variance since September 2017</b>	<b>0.7%</b>	<b>→</b>



### ACTIVITY



Adjusted Scheduled Activity (UDA)		
Month	2018	2019
April	1,483	1,769
May	4,989	4,764
June	7,535	6,779
July	11,329	11,130
August	14,254	14,017
September	17,316	16,519
October	20,200	
November	23,411	
December	26,169	
January	28,561	
February	32,004	
March	35,056	
April	36,752	
May	36,746	
June	36,758	

### QUALITY

	Quantity	Base Number	Contract	AT	Region	England
% of FP17s for the same patient ID Re-attending within 3 months - Children	100	2,260	4.4%	11.0%	11.1%	11.6%
% of FP17s for the same patient ID Re-attending within 3 months - Adults	809	6,780	11.9%	16.1%	15.3%	15.5%
% of FP17s for the same patient ID Re-attending between 3 & 9 months - Children	806	2,260	35.7%	55.6%	61.1%	58.8%
% of FP17s for the same patient ID Re-attending between 3 & 9 months - Adults	2,063	6,780	30.4%	48.8%	52.3%	51.1%
% of FP17s for Band 1 Urgent Courses	728	8,299	8.8%	10.0%	9.5%	9.0%
% of FP17s Relating to Free Repair or Replacements	38	8,299	0.5%	0.6%	0.7%	0.8%
% of FP17s Relating to Continuations	86	8,299	1.0%	0.7%	0.8%	0.9%
% of Patients satisfied with the dentistry they have received	10	10	100.0%	93.6%	93.6%	93.3%
% of Patients satisfied with the time they had to wait for an appointment	9	10	90.0%	88.9%	88.8%	88.9%

\* This is based on patients treated on this contract for their most recent course of treatment. Figures in italics indicate the base number of FP17s or Patient Questionnaire responses are less than 100. N/A is shown where the base number of responses is less than 10 during the period. % is calculated as Quantity/Base number\*100

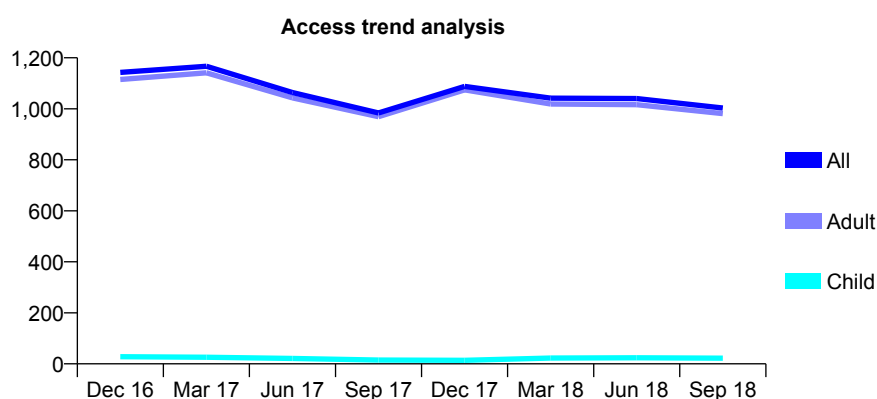
## Q67 - Vital Signs At a Glance Contract Report for 101370/0133 - September 2018

Name or company name	Petrie Tucker & Partners Ltd
Contract type name	PDS Contract
Purpose of contract	General
Contract start date	01/04/2012
Contract end date	31/03/2019

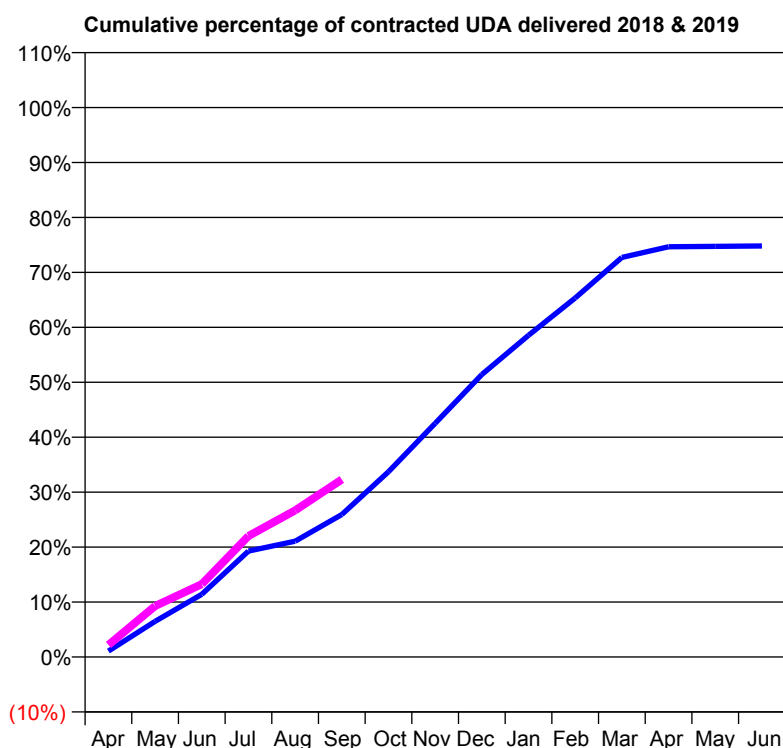
18/19 Contracted general activity (UDA)	4,650
Carry forward general activity (UDA)	0
18/19 Contracted orthodontic activity (UOA)	0
Carry forward orthodontic activity (UOA)	0
Baseline contract value	£324,266.16

### ACCESS\*

Patients seen in 24 months	Total	Change since previous quarter
Quarter ending September 2017	984	
Quarter ending December 2017	1,088	↑
Quarter ending March 2018	1,042	↓
Quarter ending June 2018	1,040	→
Quarter ending September 2018	1,003	↓
<b>Variance since September 2017</b>	<b>1.9%</b>	<b>→</b>



### ACTIVITY



Adjusted Scheduled Activity (UDA)		
Month	2018	2019
April	50	102
May	302	432
June	531	617
July	896	1,024
August	980	1,241
September	1,206	1,502
October	1,568	
November	1,977	
December	2,391	
January	2,722	
February	3,038	
March	3,381	
April	3,472	
May	3,475	
June	3,478	

### QUALITY

	Quantity	Base Number	Contract	AT	Region	England
% of FP17s for the same patient ID Re-attending within 3 months - Children	0	24	0.0%	11.0%	11.1%	11.6%
% of FP17s for the same patient ID Re-attending within 3 months - Adults	5	451	1.1%	16.1%	15.3%	15.5%
% of FP17s for the same patient ID Re-attending between 3 & 9 months - Children	0	24	0.0%	55.6%	61.1%	58.8%
% of FP17s for the same patient ID Re-attending between 3 & 9 months - Adults	7	451	1.6%	48.8%	52.3%	51.1%
% of FP17s for Band 1 Urgent Courses	0	442	0.0%	10.0%	9.5%	9.0%
% of FP17s Relating to Free Repair or Replacements	1	442	0.2%	0.6%	0.7%	0.8%
% of FP17s Relating to Continuations	14	442	3.2%	0.7%	0.8%	0.9%
% of Patients satisfied with the dentistry they have received	2	2	N/A	93.6%	93.6%	93.3%
% of Patients satisfied with the time they had to wait for an appointment	2	2	N/A	88.9%	88.8%	88.9%

\* This is based on patients treated on this contract for their most recent course of treatment. Figures in italics indicate the base number of FP17s or Patient Questionnaire responses are less than 100. N/A is shown where the base number of responses is less than 10 during the period. % is calculated as Quantity/Base number\*100

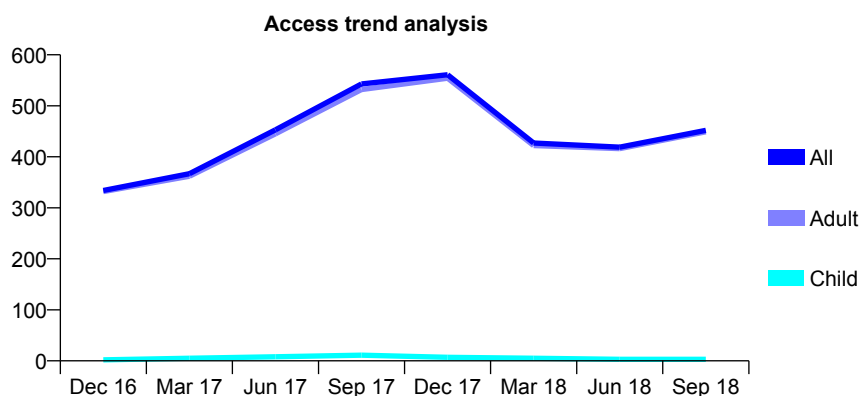
## Q67 - Vital Signs At a Glance Contract Report for 101370/0135 - September 2018

Name or company name	Petrie Tucker & Partners Ltd
Contract type name	PDS Contract
Purpose of contract	General
Contract start date	01/04/2012
Contract end date	31/03/2019

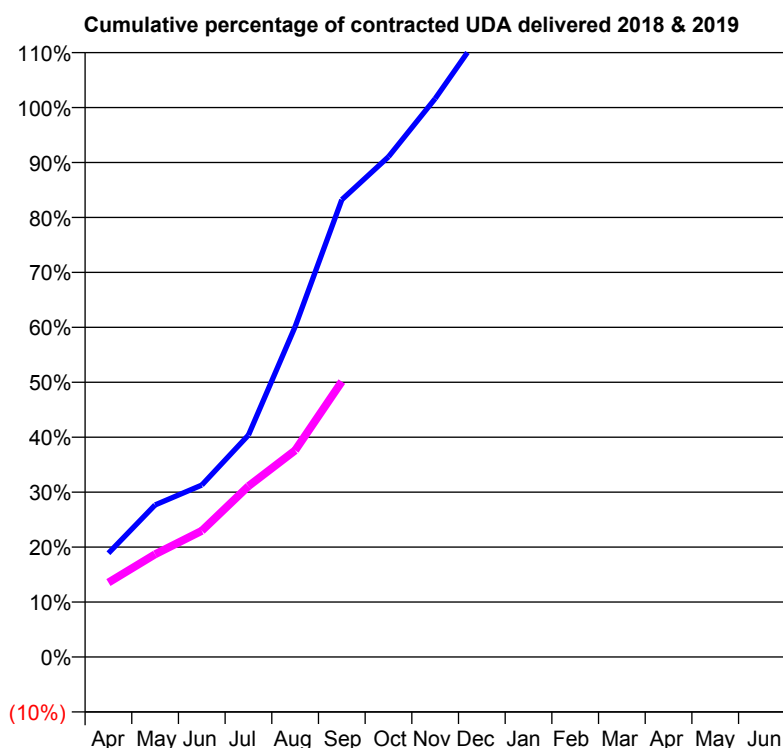
18/19 Contracted general activity (UDA)	1,550
Carry forward general activity (UDA)	0
18/19 Contracted orthodontic activity (UOA)	0
Carry forward orthodontic activity (UOA)	0
Baseline contract value	£78,018.92

### ACCESS\*

Patients seen in 24 months	Total	Change since previous quarter
Quarter ending September 2017	543	
Quarter ending December 2017	561	↑
Quarter ending March 2018	427	↓
Quarter ending June 2018	419	↓
Quarter ending September 2018	452	↑
<b>Variance since September 2017</b>	<b>(16.8%)</b>	<b>↓</b>



### ACTIVITY



Adjusted Scheduled Activity (UDA)		
Month	2018	2019
April	293	210
May	429	290
June	485	356
July	626	482
August	932	583
September	1,290	777
October	1,411	
November	1,575	
December	1,763	
January	1,769	
February	1,784	
March	1,796	
April	1,802	
May	1,802	
June	1,805	

### QUALITY

	Quantity	Base Number	Contract	AT	Region	England
% of FP17s for the same patient ID Re-attending within 3 months - Children	0	1	0.0%	11.0%	11.1%	11.6%
% of FP17s for the same patient ID Re-attending within 3 months - Adults	1	268	0.4%	16.1%	15.3%	15.5%
% of FP17s for the same patient ID Re-attending between 3 & 9 months - Children	0	1	0.0%	55.6%	61.1%	58.8%
% of FP17s for the same patient ID Re-attending between 3 & 9 months - Adults	0	268	0.0%	48.8%	52.3%	51.1%
% of FP17s for Band 1 Urgent Courses	0	265	0.0%	10.0%	9.5%	9.0%
% of FP17s Relating to Free Repair or Replacements	0	265	0.0%	0.6%	0.7%	0.8%
% of FP17s Relating to Continuations	0	265	0.0%	0.7%	0.8%	0.9%
% of Patients satisfied with the dentistry they have received	0	0	N/A	93.6%	93.6%	93.3%
% of Patients satisfied with the time they had to wait for an appointment	0	0	N/A	88.9%	88.8%	88.9%

\* This is based on patients treated on this contract for their most recent course of treatment. Figures in italics indicate the base number of FP17s or Patient Questionnaire responses are less than 100. N/A is shown where the base number of responses is less than 10 during the period. % is calculated as Quantity/Base number\*100

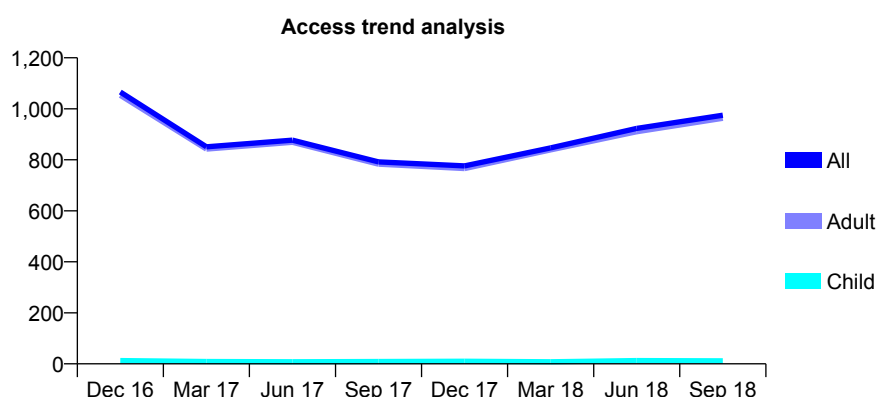
# Q67 - Vital Signs At a Glance Contract Report for 101370/0138 - September 2018

Name or company name	Petrie Tucker & Partners Ltd
Contract type name	PDS Contract
Purpose of contract	General
Contract start date	01/04/2014
Contract end date	31/03/2019

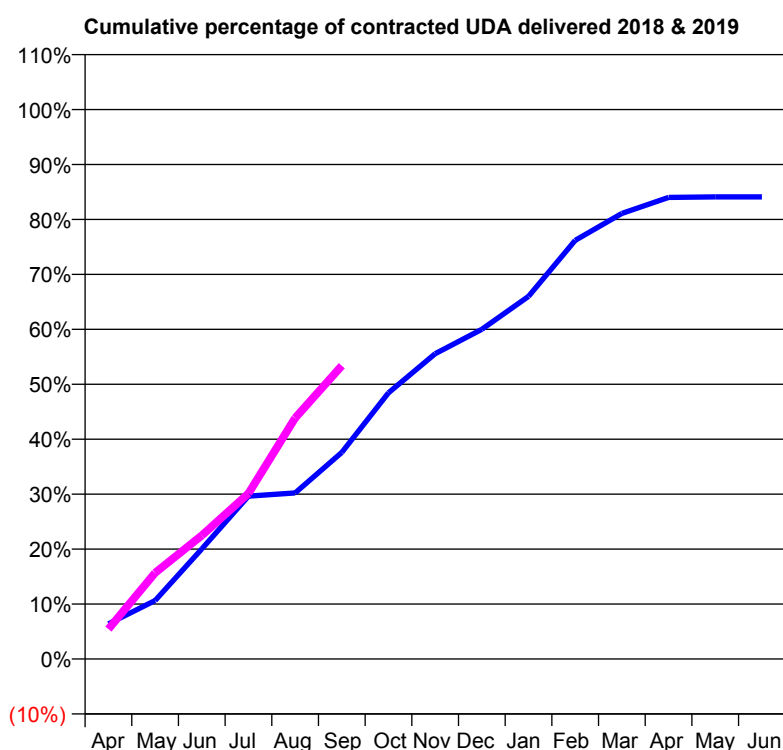
18/19 Contracted general activity (UDA)	3,100
Carry forward general activity (UDA)	0
18/19 Contracted orthodontic activity (UOA)	0
Carry forward orthodontic activity (UOA)	0
Baseline contract value	£235,682.17

## ACCESS\*

Patients seen in 24 months	Total	Change since previous quarter
Quarter ending September 2017	792	
Quarter ending December 2017	776	↓
Quarter ending March 2018	847	↑
Quarter ending June 2018	923	↑
Quarter ending September 2018	975	↑
<b>Variance since September 2017</b>	<b>23.1%</b>	<b>↑</b>



## ACTIVITY



Adjusted Scheduled Activity (UDA)		
Month	2018	2019
April	198	169
May	330	486
June	621	697
July	919	934
August	937	1,360
September	1,166	1,655
October	1,502	
November	1,722	
December	1,860	
January	2,046	
February	2,362	
March	2,514	
April	2,604	
May	2,607	
June	2,607	

## QUALITY

	Quantity	Base Number	Contract	AT	Region	England
% of FP17s for the same patient ID Re-attending within 3 months - Children	0	14	0.0%	11.0%	11.1%	11.6%
% of FP17s for the same patient ID Re-attending within 3 months - Adults	2	573	0.3%	16.1%	15.3%	15.5%
% of FP17s for the same patient ID Re-attending between 3 & 9 months - Children	0	14	0.0%	55.6%	61.1%	58.8%
% of FP17s for the same patient ID Re-attending between 3 & 9 months - Adults	2	573	0.3%	48.8%	52.3%	51.1%
% of FP17s for Band 1 Urgent Courses	0	555	0.0%	10.0%	9.5%	9.0%
% of FP17s Relating to Free Repair or Replacements	0	555	0.0%	0.6%	0.7%	0.8%
% of FP17s Relating to Continuations	3	555	0.5%	0.7%	0.8%	0.9%
% of Patients satisfied with the dentistry they have received	0	0	N/A	93.6%	93.6%	93.3%
% of Patients satisfied with the time they had to wait for an appointment	0	0	N/A	88.9%	88.8%	88.9%

\* This is based on patients treated on this contract for their most recent course of treatment. Figures in italics indicate the base number of FP17s or Patient Questionnaire responses are less than 100. N/A is shown where the base number of responses is less than 10 during the period. % is calculated as Quantity/Base number\*100

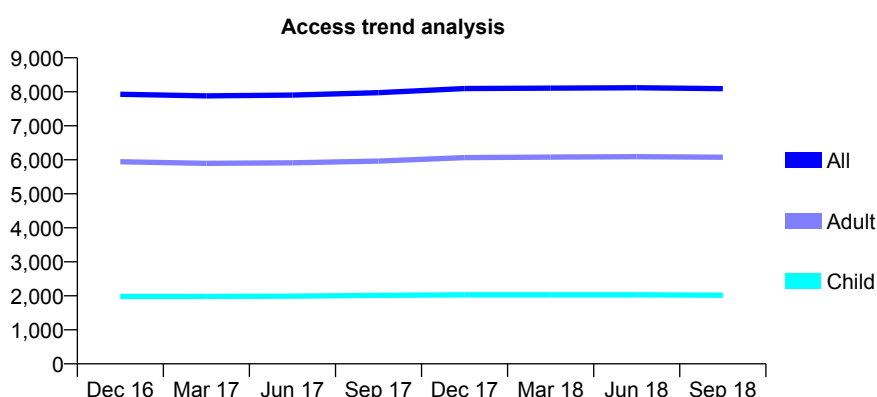
## Q67 - Vital Signs At a Glance Contract Report for 101435/0142 - September 2018

Name or company name	IDH Limited
Contract type name	GDS Contract
Purpose of contract	General
Contract start date	01/06/2011
Contract end date	

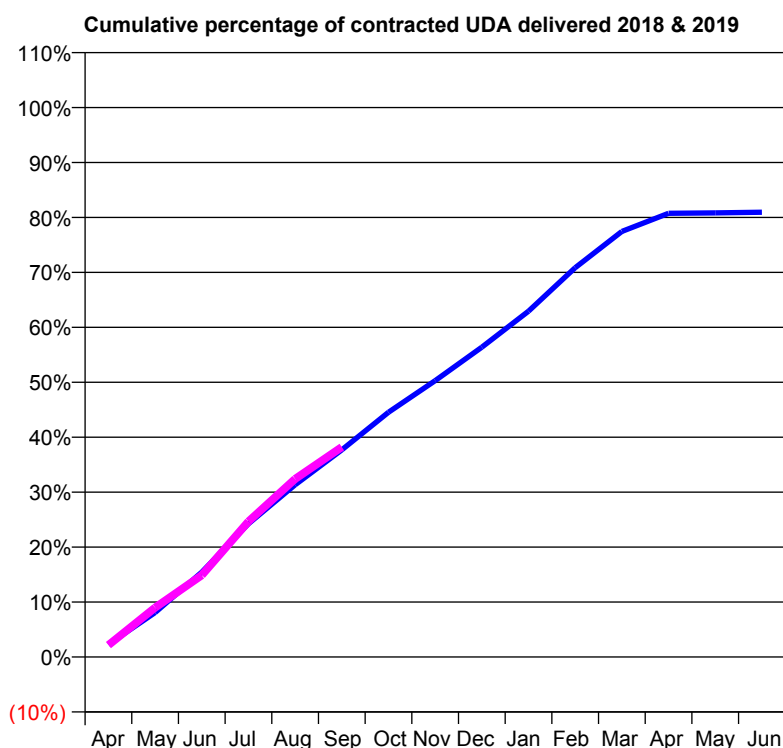
18/19 Contracted general activity (UDA)	26,899
Carry forward general activity (UDA)	0
18/19 Contracted orthodontic activity (UOA)	0
Carry forward orthodontic activity (UOA)	0
Baseline contract value	£650,449.88

### ACCESS\*

Patients seen in 24 months	Total	Change since previous quarter
Quarter ending September 2017	7,974	
Quarter ending December 2017	8,096	→
Quarter ending March 2018	8,107	→
Quarter ending June 2018	8,120	→
Quarter ending September 2018	8,092	→
<b>Variance since September 2017</b>	<b>1.5%</b>	<b>→</b>



### ACTIVITY



Adjusted Scheduled Activity (UDA)		
Month	2018	2019
April	619	582
May	2,177	2,421
June	4,152	4,005
July	6,521	6,636
August	8,432	8,718
September	10,144	10,278
October	11,980	
November	13,527	
December	15,164	
January	16,932	
February	19,056	
March	20,832	
April	21,724	
May	21,742	
June	21,771	

### QUALITY

	Quantity	Base Number	Contract	AT	Region	England
% of FP17s for the same patient ID Re-attending within 3 months - Children	62	1,507	4.1%	11.0%	11.1%	11.6%
% of FP17s for the same patient ID Re-attending within 3 months - Adults	418	4,091	10.2%	16.1%	15.3%	15.5%
% of FP17s for the same patient ID Re-attending between 3 & 9 months - Children	804	1,507	53.4%	55.6%	61.1%	58.8%
% of FP17s for the same patient ID Re-attending between 3 & 9 months - Adults	2,015	4,091	49.3%	48.8%	52.3%	51.1%
% of FP17s for Band 1 Urgent Courses	361	5,170	7.0%	10.0%	9.5%	9.0%
% of FP17s Relating to Free Repair or Replacements	50	5,170	1.0%	0.6%	0.7%	0.8%
% of FP17s Relating to Continuations	57	5,170	1.1%	0.7%	0.8%	0.9%
% of Patients satisfied with the dentistry they have received	6	6	N/A	93.6%	93.6%	93.3%
% of Patients satisfied with the time they had to wait for an appointment	5	6	N/A	88.9%	88.8%	88.9%

\* This is based on patients treated on this contract for their most recent course of treatment. Figures in italics indicate the base number of FP17s or Patient Questionnaire responses are less than 100. N/A is shown where the base number of responses is less than 10 during the period. % is calculated as Quantity/Base number\*100

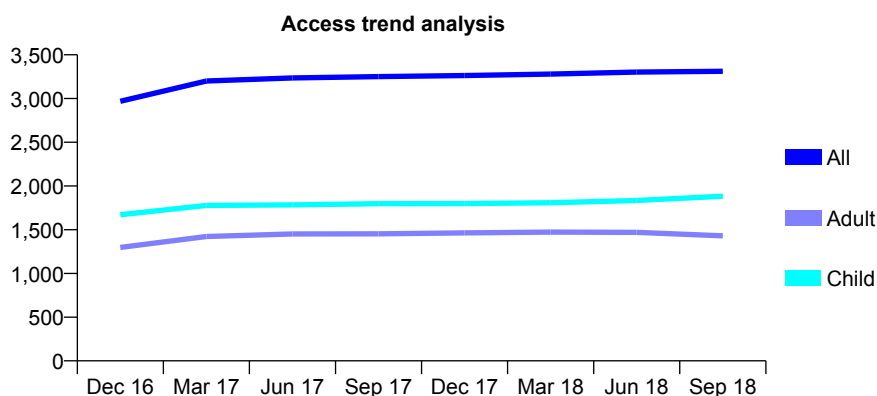
## Q67 - Vital Signs At a Glance Contract Report for 102040/0001 - September 2018

Name or company name	Dr Fayaz Jetha
Contract type name	GDS Contract
Purpose of contract	General
Contract start date	20/04/2015
Contract end date	

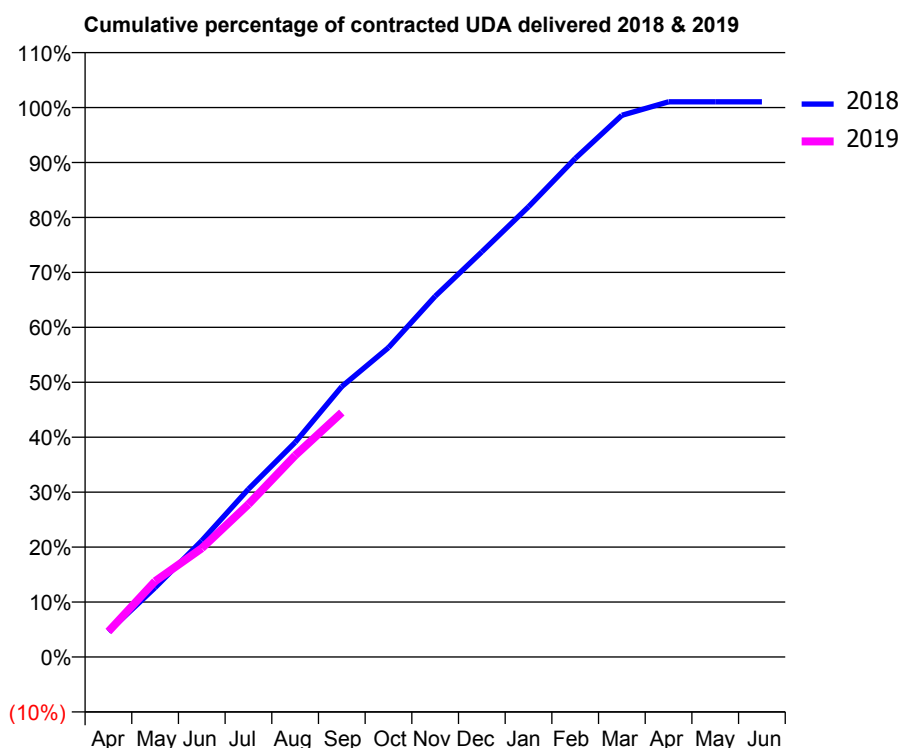
18/19 Contracted general activity (UDA)	8,926
Carry forward general activity (UDA)	0
18/19 Contracted orthodontic activity (UOA)	0
Carry forward orthodontic activity (UOA)	0
Baseline contract value	£220,247.96

### ACCESS\*

Patients seen in 24 months	Total	Change since previous quarter
Quarter ending September 2017	3,250	
Quarter ending December 2017	3,263	→
Quarter ending March 2018	3,280	→
Quarter ending June 2018	3,303	→
Quarter ending September 2018	3,311	→
<b>Variance since September 2017</b>	<b>1.9%</b>	<b>→</b>



### ACTIVITY



Adjusted Scheduled Activity (UDA)		
Month	2018	2019
April	413	415
May	1,128	1,232
June	1,889	1,766
July	2,729	2,482
August	3,487	3,273
September	4,393	3,971
October	5,027	
November	5,861	
December	6,582	
January	7,313	
February	8,097	
March	8,799	
April	9,018	
May	9,018	
June	9,019	

### QUALITY

	Quantity	Base Number	Contract	AT	Region	England
% of FP17s for the same patient ID Re-attending within 3 months - Children	95	1,348	7.0%	11.0%	11.1%	11.6%
% of FP17s for the same patient ID Re-attending within 3 months - Adults	148	784	18.9%	16.1%	15.3%	15.5%
% of FP17s for the same patient ID Re-attending between 3 & 9 months - Children	654	1,348	48.5%	55.6%	61.1%	58.8%
% of FP17s for the same patient ID Re-attending between 3 & 9 months - Adults	282	784	36.0%	48.8%	52.3%	51.1%
% of FP17s for Band 1 Urgent Courses	252	2,013	12.5%	10.0%	9.5%	9.0%
% of FP17s Relating to Free Repair or Replacements	0	2,013	0.0%	0.6%	0.7%	0.8%
% of FP17s Relating to Continuations	1	2,013	0.0%	0.7%	0.8%	0.9%
% of Patients satisfied with the dentistry they have received	0	0	N/A	93.6%	93.6%	93.3%
% of Patients satisfied with the time they had to wait for an appointment	0	0	N/A	88.9%	88.8%	88.9%

\* This is based on patients treated on this contract for their most recent course of treatment. Figures in italics indicate the base number of FP17s or Patient Questionnaire responses are less than 100. N/A is shown where the base number of responses is less than 10 during the period. % is calculated as Quantity/Base number\*100



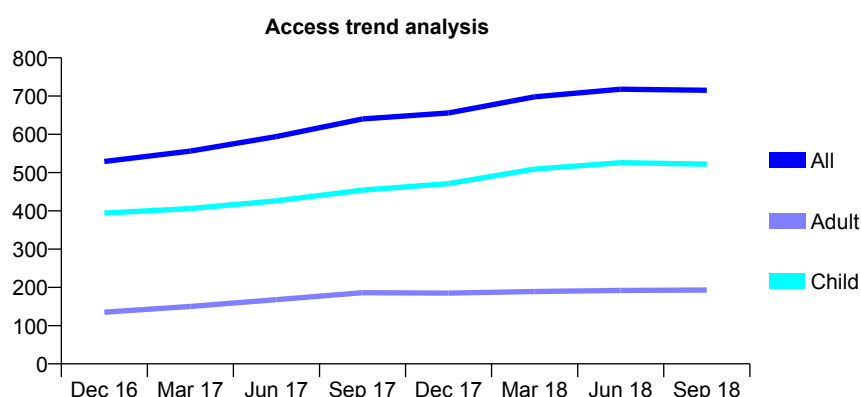
# Q67 - Vital Signs At a Glance Contract Report for 103705/0001 - September 2018

Name or company name	Fourways Dental Surgery
Contract type name	GDS Contract
Purpose of contract	General
Contract start date	20/12/2015
Contract end date	

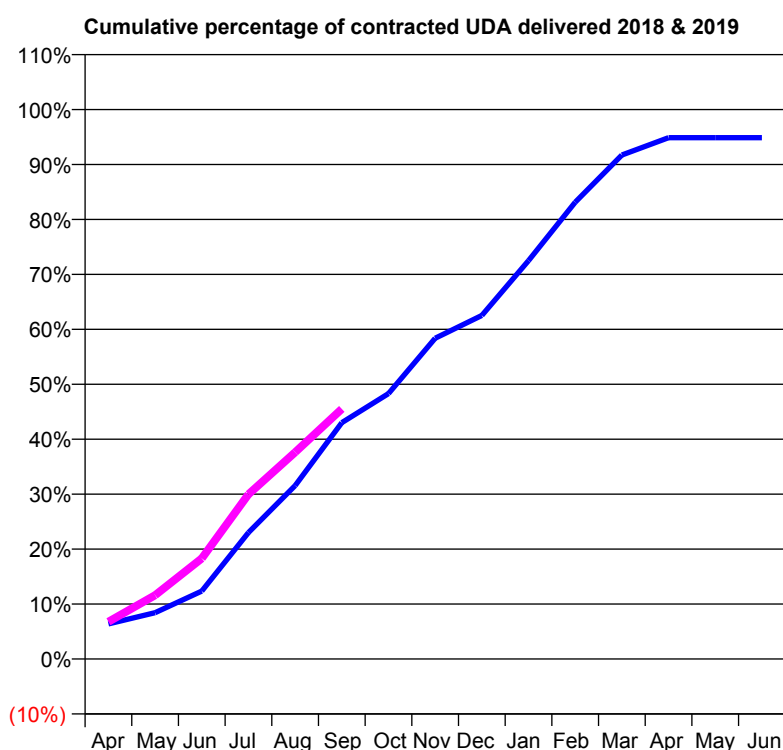
18/19 Contracted general activity (UDA)	1,460
Carry forward general activity (UDA)	0
18/19 Contracted orthodontic activity (UOA)	0
Carry forward orthodontic activity (UOA)	0
Baseline contract value	£36,103.89

## ACCESS\*

Patients seen in 24 months	Total	Change since previous quarter
Quarter ending September 2017	640	
Quarter ending December 2017	656	↑
Quarter ending March 2018	698	↑
Quarter ending June 2018	718	↑
Quarter ending September 2018	715	→
<b>Variance since September 2017</b>	<b>11.7%</b>	<b>↑</b>



## ACTIVITY



Month	Adjusted Scheduled Activity (UDA)	
	2018	2019
April	93	99
May	123	170
June	180	267
July	336	438
August	461	549
September	628	665
October	705	
November	852	
December	913	
January	1,058	
February	1,214	
March	1,339	
April	1,385	
May	1,385	
June	1,385	

## QUALITY

	Quantity	Base Number	Contract	AT	Region	England
% of FP17s for the same patient ID Re-attending within 3 months - Children	29	422	6.9%	11.0%	11.1%	11.6%
% of FP17s for the same patient ID Re-attending within 3 months - Adults	13	103	12.6%	16.1%	15.3%	15.5%
% of FP17s for the same patient ID Re-attending between 3 & 9 months - Children	264	422	62.6%	55.6%	61.1%	58.8%
% of FP17s for the same patient ID Re-attending between 3 & 9 months - Adults	61	103	59.2%	48.8%	52.3%	51.1%
% of FP17s for Band 1 Urgent Courses	19	491	3.9%	10.0%	9.5%	9.0%
% of FP17s Relating to Free Repair or Replacements	0	491	0.0%	0.6%	0.7%	0.8%
% of FP17s Relating to Continuations	0	491	0.0%	0.7%	0.8%	0.9%
% of Patients satisfied with the dentistry they have received	1	1	N/A	93.6%	93.6%	93.3%
% of Patients satisfied with the time they had to wait for an appointment	1	1	N/A	88.9%	88.8%	88.9%

\* This is based on patients treated on this contract for their most recent course of treatment. Figures in italics indicate the base number of FP17s or Patient Questionnaire responses are less than 100. N/A is shown where the base number of responses is less than 10 during the period. % is calculated as Quantity/Base number\*100

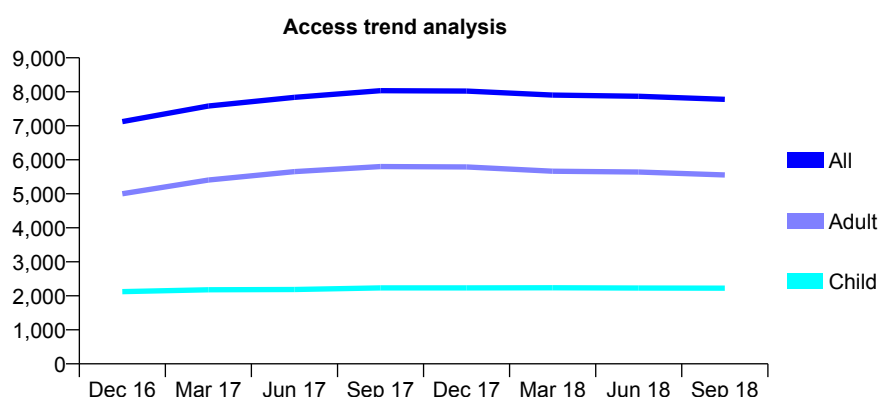
# Q67 - Vital Signs At a Glance Contract Report for 104981/0001 - September 2018

Name or company name	Pennypot Dental Practice Ltd
Contract type name	GDS Contract
Purpose of contract	General
Contract start date	11/04/2011
Contract end date	

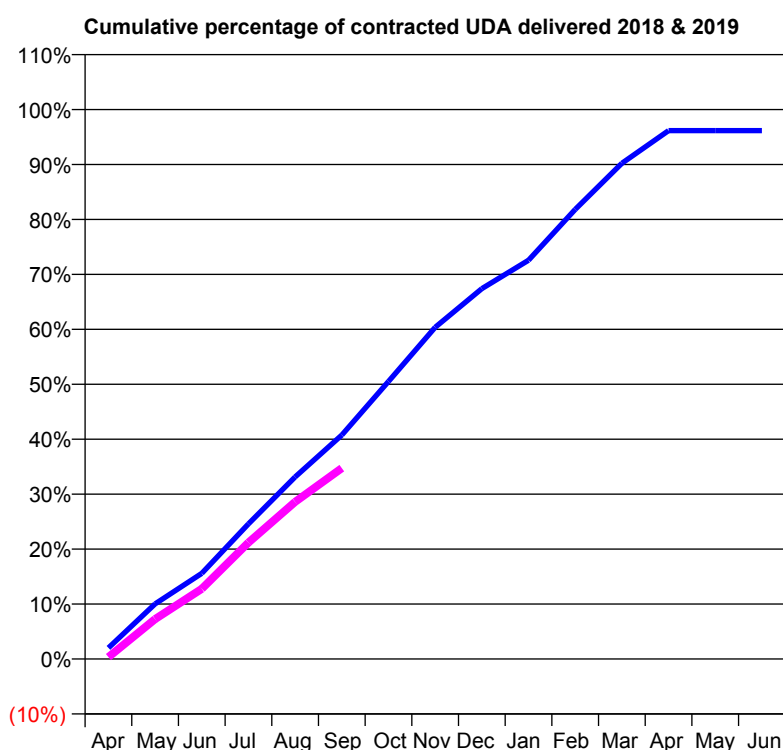
18/19 Contracted general activity (UDA)	22,682
Carry forward general activity (UDA)	872
18/19 Contracted orthodontic activity (UOA)	0
Carry forward orthodontic activity (UOA)	0
Baseline contract value	£594,568.33

## ACCESS\*

Patients seen in 24 months	Total	Change since previous quarter
Quarter ending September 2017	8,035	
Quarter ending December 2017	8,022	→
Quarter ending March 2018	7,904	↓
Quarter ending June 2018	7,868	→
Quarter ending September 2018	7,780	↓
<b>Variance since September 2017</b>	<b>(3.2%)</b>	<b>↓</b>



## ACTIVITY



Adjusted Scheduled Activity (UDA)		
Month	2018	2019
April	461	78
May	2,274	1,646
June	3,535	2,895
July	5,579	4,808
August	7,514	6,488
September	9,246	7,880
October	11,455	
November	13,693	
December	15,290	
January	16,458	
February	18,560	
March	20,463	
April	21,809	
May	21,810	
June	21,810	

## QUALITY

	Quantity	Base Number	Contract	AT	Region	England
% of FP17s for the same patient ID Re-attending within 3 months - Children	161	1,839	8.8%	11.0%	11.1%	11.6%
% of FP17s for the same patient ID Re-attending within 3 months - Adults	575	4,038	14.2%	16.1%	15.3%	15.5%
% of FP17s for the same patient ID Re-attending between 3 & 9 months - Children	1,132	1,839	61.6%	55.6%	61.1%	58.8%
% of FP17s for the same patient ID Re-attending between 3 & 9 months - Adults	2,285	4,038	56.6%	48.8%	52.3%	51.1%
% of FP17s for Band 1 Urgent Courses	652	5,306	12.3%	10.0%	9.5%	9.0%
% of FP17s Relating to Free Repair or Replacements	4	5,306	0.1%	0.6%	0.7%	0.8%
% of FP17s Relating to Continuations	5	5,306	0.1%	0.7%	0.8%	0.9%
% of Patients satisfied with the dentistry they have received	4	4	N/A	93.6%	93.6%	93.3%
% of Patients satisfied with the time they had to wait for an appointment	4	4	N/A	88.9%	88.8%	88.9%

\* This is based on patients treated on this contract for their most recent course of treatment. Figures in italics indicate the base number of FP17s or Patient Questionnaire responses are less than 100. N/A is shown where the base number of responses is less than 10 during the period. % is calculated as Quantity/Base number\*100

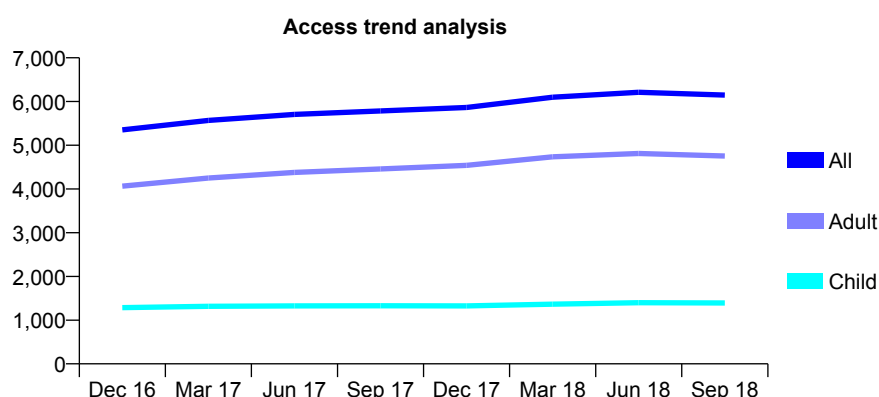
## Q67 - Vital Signs At a Glance Contract Report for 104981/0002 - September 2018

Name or company name	Pennypot Dental Practice Ltd
Contract type name	GDS Contract
Purpose of contract	General
Contract start date	11/04/2011
Contract end date	

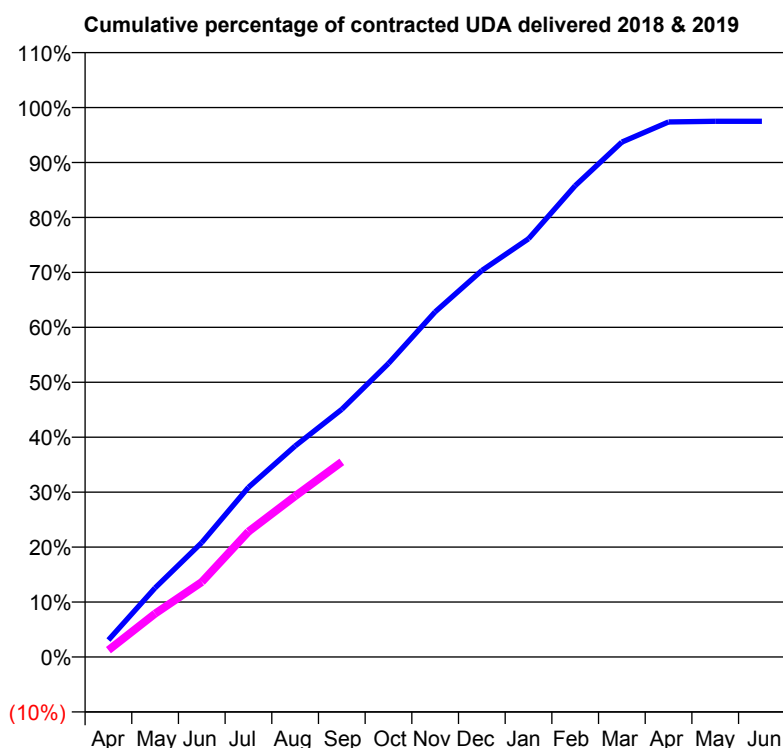
18/19 Contracted general activity (UDA)	15,124
Carry forward general activity (UDA)	379
18/19 Contracted orthodontic activity (UOA)	0
Carry forward orthodontic activity (UOA)	0
Baseline contract value	£396,378.88

### ACCESS\*

Patients seen in 24 months	Total	Change since previous quarter
Quarter ending September 2017	5,786	
Quarter ending December 2017	5,865	→
Quarter ending March 2018	6,100	↑
Quarter ending June 2018	6,212	→
Quarter ending September 2018	6,148	↓
<b>Variance since September 2017</b>	<b>6.3%</b>	<b>↑</b>



### ACTIVITY



Adjusted Scheduled Activity (UDA)		
Month	2018	2019
April	469	188
May	1,902	1,193
June	3,149	2,063
July	4,671	3,453
August	5,809	4,428
September	6,816	5,371
October	8,081	
November	9,499	
December	10,638	
January	11,513	
February	12,973	
March	14,170	
April	14,725	
May	14,744	
June	14,744	

### QUALITY

	Quantity	Base Number	Contract	AT	Region	England
% of FP17s for the same patient ID Re-attending within 3 months - Children	82	1,039	7.9%	11.0%	11.1%	11.6%
% of FP17s for the same patient ID Re-attending within 3 months - Adults	411	3,431	12.0%	16.1%	15.3%	15.5%
% of FP17s for the same patient ID Re-attending between 3 & 9 months - Children	624	1,039	60.1%	55.6%	61.1%	58.8%
% of FP17s for the same patient ID Re-attending between 3 & 9 months - Adults	2,116	3,431	61.7%	48.8%	52.3%	51.1%
% of FP17s for Band 1 Urgent Courses	338	3,581	9.4%	10.0%	9.5%	9.0%
% of FP17s Relating to Free Repair or Replacements	19	3,581	0.5%	0.6%	0.7%	0.8%
% of FP17s Relating to Continuations	12	3,581	0.3%	0.7%	0.8%	0.9%
% of Patients satisfied with the dentistry they have received	2	2	N/A	93.6%	93.6%	93.3%
% of Patients satisfied with the time they had to wait for an appointment	2	2	N/A	88.9%	88.8%	88.9%

\* This is based on patients treated on this contract for their most recent course of treatment. Figures in italics indicate the base number of FP17s or Patient Questionnaire responses are less than 100. N/A is shown where the base number of responses is less than 10 during the period. % is calculated as Quantity/Base number\*100

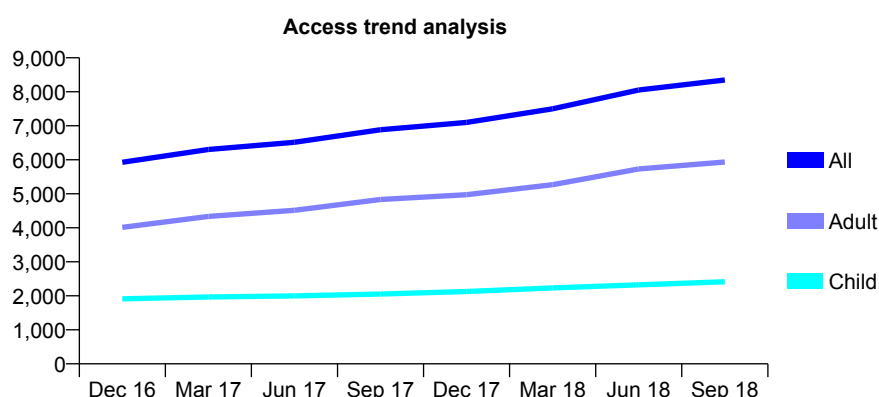
# Q67 - Vital Signs At a Glance Contract Report for 104981/0003 - September 2018

Name or company name	Pennypot Dental Practice Ltd
Contract type name	GDS Contract
Purpose of contract	General
Contract start date	11/04/2011
Contract end date	

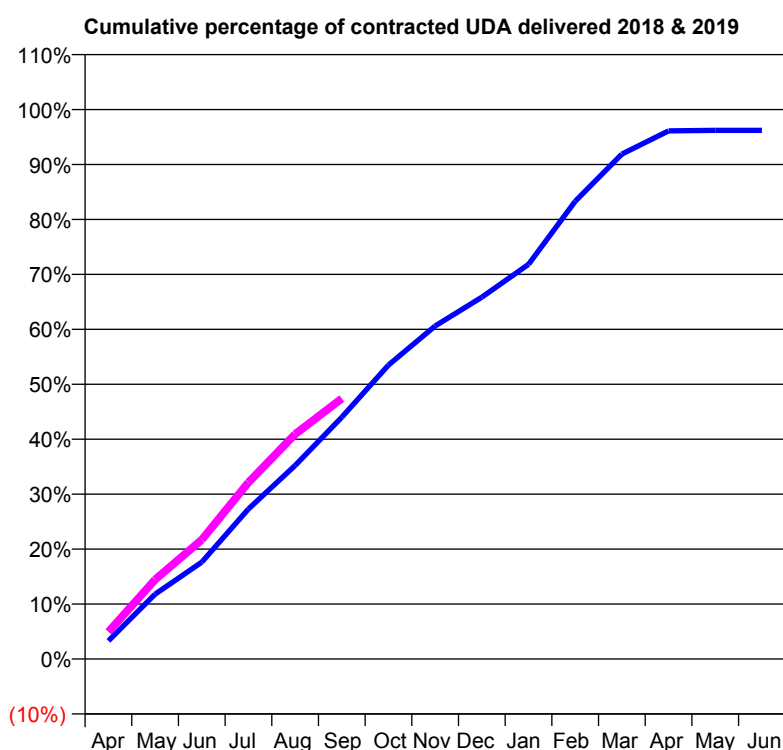
18/19 Contracted general activity (UDA)	21,000
Carry forward general activity (UDA)	0
18/19 Contracted orthodontic activity (UOA)	0
Carry forward orthodontic activity (UOA)	0
Baseline contract value	£539,007.83

## ACCESS\*

Patients seen in 24 months	Total	Change since previous quarter
Quarter ending September 2017	6,883	
Quarter ending December 2017	7,100	↑
Quarter ending March 2018	7,500	↑
Quarter ending June 2018	8,054	↑
Quarter ending September 2018	8,348	↑
<b>Variance since September 2017</b>	<b>21.3%</b>	<b>↑</b>



## ACTIVITY



Adjusted Scheduled Activity (UDA)		
Month	2018	2019
April	630	1,035
May	2,242	3,034
June	3,350	4,556
July	5,191	6,747
August	6,690	8,597
September	8,360	9,954
October	10,163	
November	11,515	
December	12,512	
January	13,646	
February	15,827	
March	17,458	
April	18,262	
May	18,280	
June	18,281	

## QUALITY

	Quantity	Base Number	Contract	AT	Region	England
% of FP17s for the same patient ID Re-attending within 3 months - Children	115	1,933	5.9%	11.0%	11.1%	11.6%
% of FP17s for the same patient ID Re-attending within 3 months - Adults	503	4,473	11.2%	16.1%	15.3%	15.5%
% of FP17s for the same patient ID Re-attending between 3 & 9 months - Children	1,203	1,933	62.2%	55.6%	61.1%	58.8%
% of FP17s for the same patient ID Re-attending between 3 & 9 months - Adults	2,201	4,473	49.2%	48.8%	52.3%	51.1%
% of FP17s for Band 1 Urgent Courses	769	5,979	12.9%	10.0%	9.5%	9.0%
% of FP17s Relating to Free Repair or Replacements	20	5,979	0.3%	0.6%	0.7%	0.8%
% of FP17s Relating to Continuations	13	5,979	0.2%	0.7%	0.8%	0.9%
% of Patients satisfied with the dentistry they have received	5	5	N/A	93.6%	93.6%	93.3%
% of Patients satisfied with the time they had to wait for an appointment	5	5	N/A	88.9%	88.8%	88.9%

\* This is based on patients treated on this contract for their most recent course of treatment. Figures in italics indicate the base number of FP17s or Patient Questionnaire responses are less than 100. N/A is shown where the base number of responses is less than 10 during the period. % is calculated as Quantity/Base number\*100

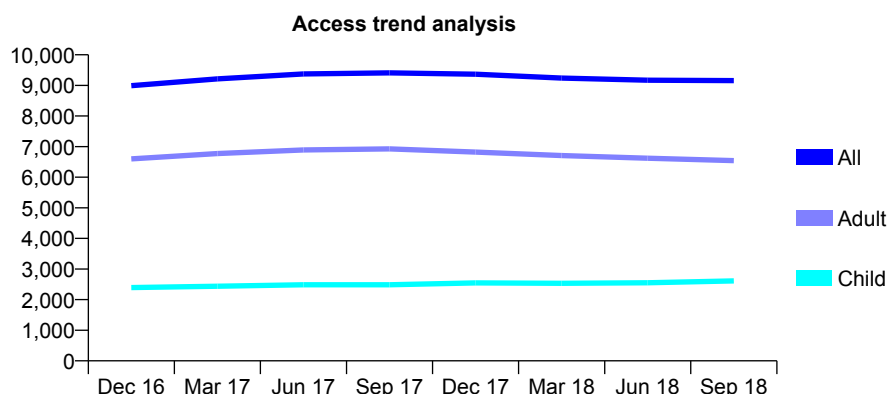
## Q67 - Vital Signs At a Glance Contract Report for 104981/0004 - September 2018

Name or company name	Pennypot Dental Practice Ltd
Contract type name	GDS Contract
Purpose of contract	General
Contract start date	11/04/2011
Contract end date	

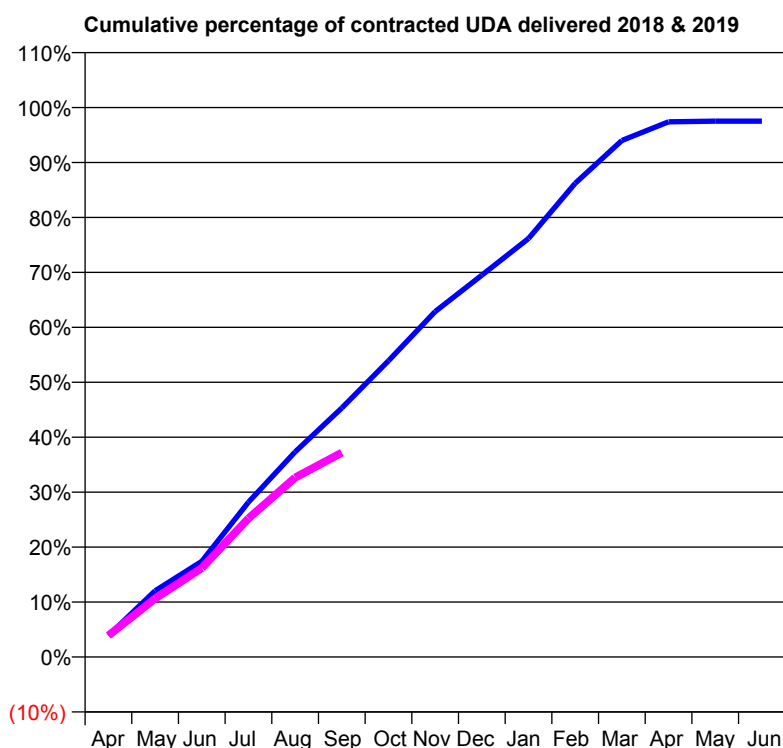
18/19 Contracted general activity (UDA)	26,000
Carry forward general activity (UDA)	111
18/19 Contracted orthodontic activity (UOA)	0
Carry forward orthodontic activity (UOA)	0
Baseline contract value	£665,566.76

### ACCESS\*

Patients seen in 24 months	Total	Change since previous quarter
Quarter ending September 2017	9,409	
Quarter ending December 2017	9,367	→
Quarter ending March 2018	9,240	↓
Quarter ending June 2018	9,172	→
Quarter ending September 2018	9,157	→
<b>Variance since September 2017</b>	<b>(2.7%)</b>	<b>↓</b>



### ACTIVITY



Adjusted Scheduled Activity (UDA)		
Month	2018	2019
April	961	1,022
May	2,953	2,764
June	4,267	4,211
July	6,908	6,561
August	9,145	8,486
September	11,103	9,672
October	13,207	
November	15,404	
December	17,025	
January	18,661	
February	21,123	
March	23,031	
April	23,865	
May	23,889	
June	23,889	

### QUALITY

	Quantity	Base Number	Contract	AT	Region	England
% of FP17s for the same patient ID Re-attending within 3 months - Children	119	2,045	5.8%	11.0%	11.1%	11.6%
% of FP17s for the same patient ID Re-attending within 3 months - Adults	474	4,734	10.0%	16.1%	15.3%	15.5%
% of FP17s for the same patient ID Re-attending between 3 & 9 months - Children	1,422	2,045	69.5%	55.6%	61.1%	58.8%
% of FP17s for the same patient ID Re-attending between 3 & 9 months - Adults	3,147	4,734	66.5%	48.8%	52.3%	51.1%
% of FP17s for Band 1 Urgent Courses	539	6,317	8.5%	10.0%	9.5%	9.0%
% of FP17s Relating to Free Repair or Replacements	13	6,317	0.2%	0.6%	0.7%	0.8%
% of FP17s Relating to Continuations	8	6,317	0.1%	0.7%	0.8%	0.9%
% of Patients satisfied with the dentistry they have received	5	5	N/A	93.6%	93.6%	93.3%
% of Patients satisfied with the time they had to wait for an appointment	4	5	N/A	88.9%	88.8%	88.9%

\* This is based on patients treated on this contract for their most recent course of treatment. Figures in italics indicate the base number of FP17s or Patient Questionnaire responses are less than 100. N/A is shown where the base number of responses is less than 10 during the period. % is calculated as Quantity/Base number\*100

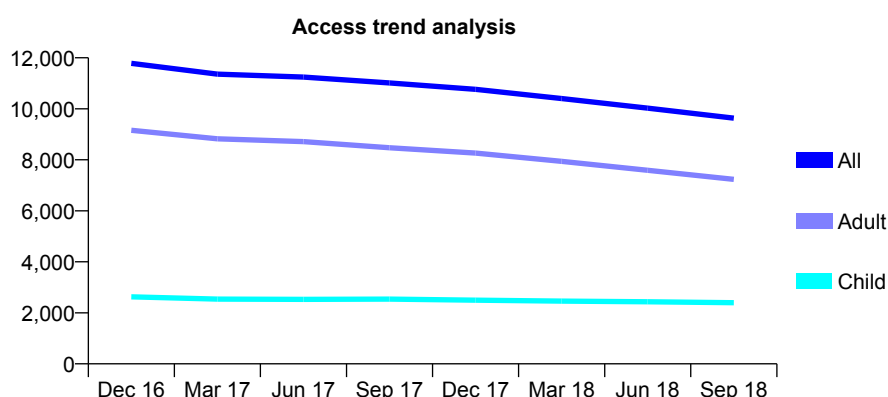
# Q67 - Vital Signs At a Glance Contract Report for 105414/0003 - September 2018

Name or company name	First Choice Dental Limited
Contract type name	GDS Contract
Purpose of contract	General
Contract start date	01/04/2006
Contract end date	

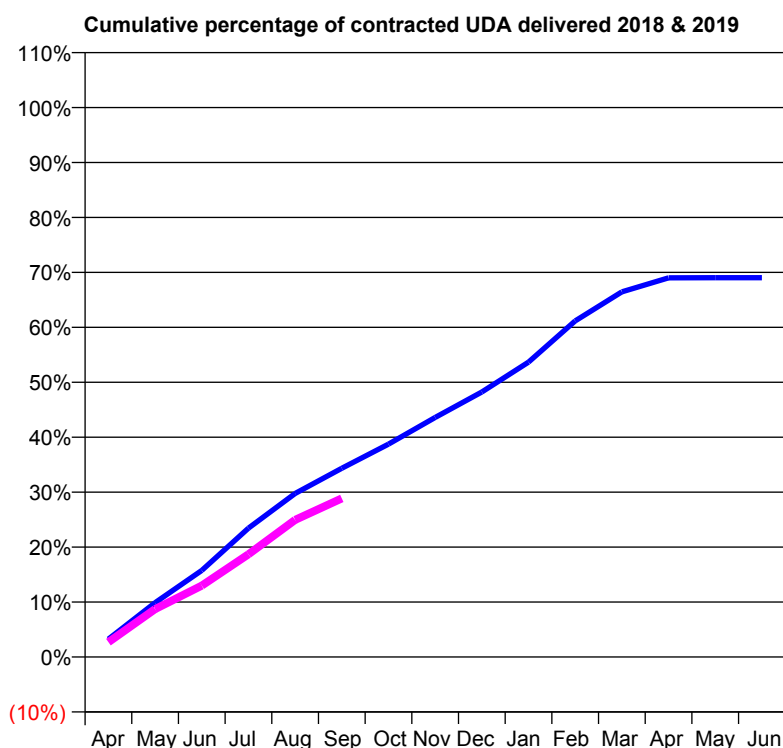
18/19 Contracted general activity (UDA)	36,958
Carry forward general activity (UDA)	0
18/19 Contracted orthodontic activity (UOA)	0
Carry forward orthodontic activity (UOA)	0
Baseline contract value	£831,065.80

## ACCESS\*

Patients seen in 24 months	Total	Change since previous quarter
Quarter ending September 2017	11,012	
Quarter ending December 2017	10,761	↓
Quarter ending March 2018	10,400	↓
Quarter ending June 2018	10,026	↓
Quarter ending September 2018	9,634	↓
<b>Variance since September 2017</b>	<b>(12.5%)</b>	↓



## ACTIVITY



Adjusted Scheduled Activity (UDA)		
Month	2018	2019
April	1,205	998
May	3,658	3,223
June	5,826	4,803
July	8,666	6,915
August	10,998	9,226
September	12,698	10,668
October	14,314	
November	16,113	
December	17,824	
January	19,831	
February	22,607	
March	24,561	
April	25,500	
May	25,509	
June	25,509	

## QUALITY

	Quantity	Base Number	Contract	AT	Region	England
% of FP17s for the same patient ID Re-attending within 3 months - Children	69	1,435	4.8%	11.0%	11.1%	11.6%
% of FP17s for the same patient ID Re-attending within 3 months - Adults	378	3,650	10.4%	16.1%	15.3%	15.5%
% of FP17s for the same patient ID Re-attending between 3 & 9 months - Children	695	1,435	48.4%	55.6%	61.1%	58.8%
% of FP17s for the same patient ID Re-attending between 3 & 9 months - Adults	1,638	3,650	44.9%	48.8%	52.3%	51.1%
% of FP17s for Band 1 Urgent Courses	314	4,684	6.7%	10.0%	9.5%	9.0%
% of FP17s Relating to Free Repair or Replacements	12	4,684	0.3%	0.6%	0.7%	0.8%
% of FP17s Relating to Continuations	40	4,684	0.9%	0.7%	0.8%	0.9%
% of Patients satisfied with the dentistry they have received	3	3	N/A	93.6%	93.6%	93.3%
% of Patients satisfied with the time they had to wait for an appointment	2	3	N/A	88.9%	88.8%	88.9%

\* This is based on patients treated on this contract for their most recent course of treatment. Figures in italics indicate the base number of FP17s or Patient Questionnaire responses are less than 100. N/A is shown where the base number of responses is less than 10 during the period. % is calculated as Quantity/Base number\*100

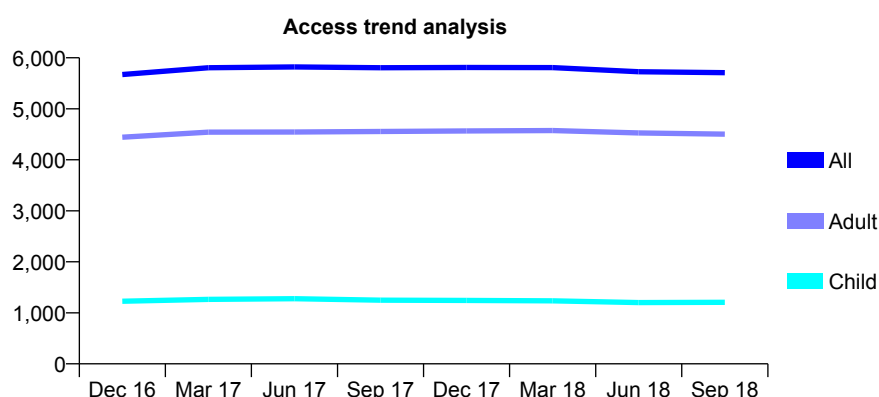
# Q67 - Vital Signs At a Glance Contract Report for 105872/0001 - September 2018

Name or company name	Eastgate Dental Practice Ltd
Contract type name	GDS Contract
Purpose of contract	General
Contract start date	01/04/2011
Contract end date	

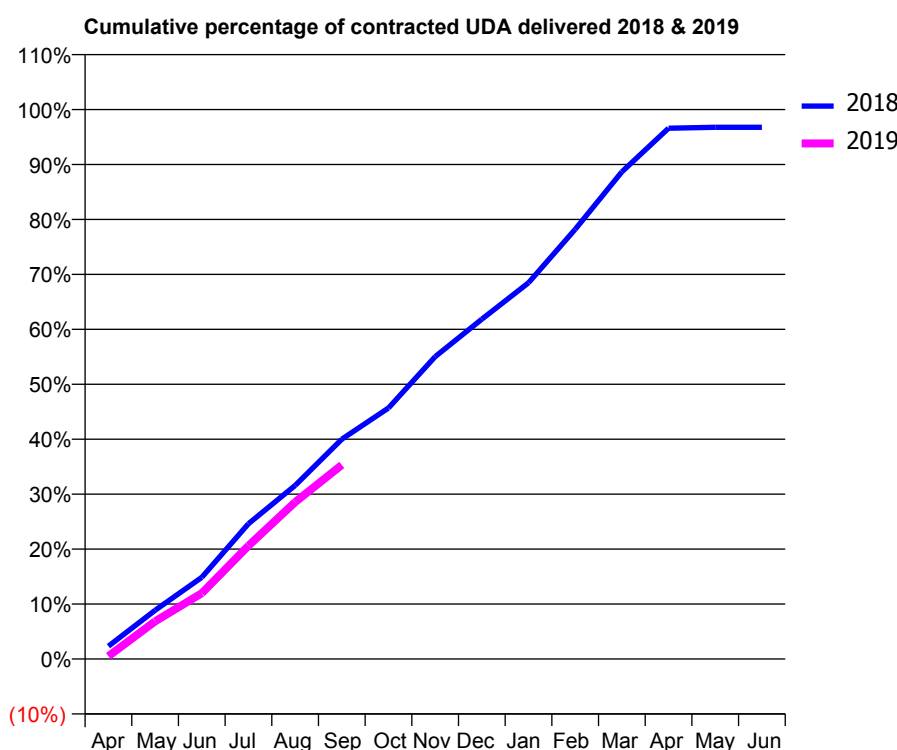
18/19 Contracted general activity (UDA)	14,281
Carry forward general activity (UDA)	463
18/19 Contracted orthodontic activity (UOA)	0
Carry forward orthodontic activity (UOA)	0
Baseline contract value	£368,462.95

## ACCESS\*

Patients seen in 24 months	Total	Change since previous quarter
Quarter ending September 2017	5,804	
Quarter ending December 2017	5,810	→
Quarter ending March 2018	5,807	→
Quarter ending June 2018	5,728	↓
Quarter ending September 2018	5,709	→
<b>Variance since September 2017</b>	<b>(1.6%)</b>	<b>↓</b>



## ACTIVITY



Adjusted Scheduled Activity (UDA)		
Month	2018	2019
April	336	73
May	1,266	978
June	2,122	1,711
July	3,517	2,945
August	4,511	4,077
September	5,713	5,043
October	6,523	
November	7,859	
December	8,833	
January	9,779	
February	11,167	
March	12,662	
April	13,794	
May	13,818	
June	13,818	

## QUALITY

	Quantity	Base Number	Contract	AT	Region	England
% of FP17s for the same patient ID Re-attending within 3 months - Children	38	675	5.6%	11.0%	11.1%	11.6%
% of FP17s for the same patient ID Re-attending within 3 months - Adults	357	2,342	15.2%	16.1%	15.3%	15.5%
% of FP17s for the same patient ID Re-attending between 3 & 9 months - Children	204	675	30.2%	55.6%	61.1%	58.8%
% of FP17s for the same patient ID Re-attending between 3 & 9 months - Adults	649	2,342	27.7%	48.8%	52.3%	51.1%
% of FP17s for Band 1 Urgent Courses	404	2,545	15.9%	10.0%	9.5%	9.0%
% of FP17s Relating to Free Repair or Replacements	18	2,545	0.7%	0.6%	0.7%	0.8%
% of FP17s Relating to Continuations	16	2,545	0.6%	0.7%	0.8%	0.9%
% of Patients satisfied with the dentistry they have received	11	11	100.0%	93.6%	93.6%	93.3%
% of Patients satisfied with the time they had to wait for an appointment	11	11	100.0%	88.9%	88.8%	88.9%

\* This is based on patients treated on this contract for their most recent course of treatment. Figures in italics indicate the base number of FP17s or Patient Questionnaire responses are less than 100. N/A is shown where the base number of responses is less than 10 during the period. % is calculated as Quantity/Base number\*100



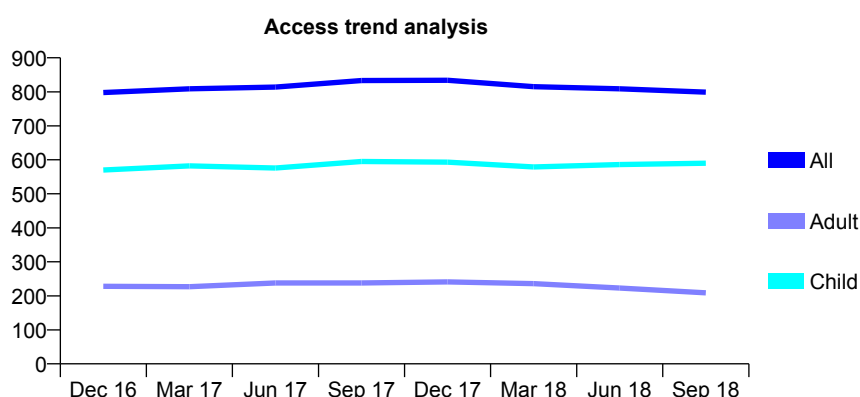
# Q67 - Vital Signs At a Glance Contract Report for 107417/0001 - September 2018

Name or company name	Andrew House Dental Practice
Contract type name	GDS Contract
Purpose of contract	General
Contract start date	01/11/2010
Contract end date	

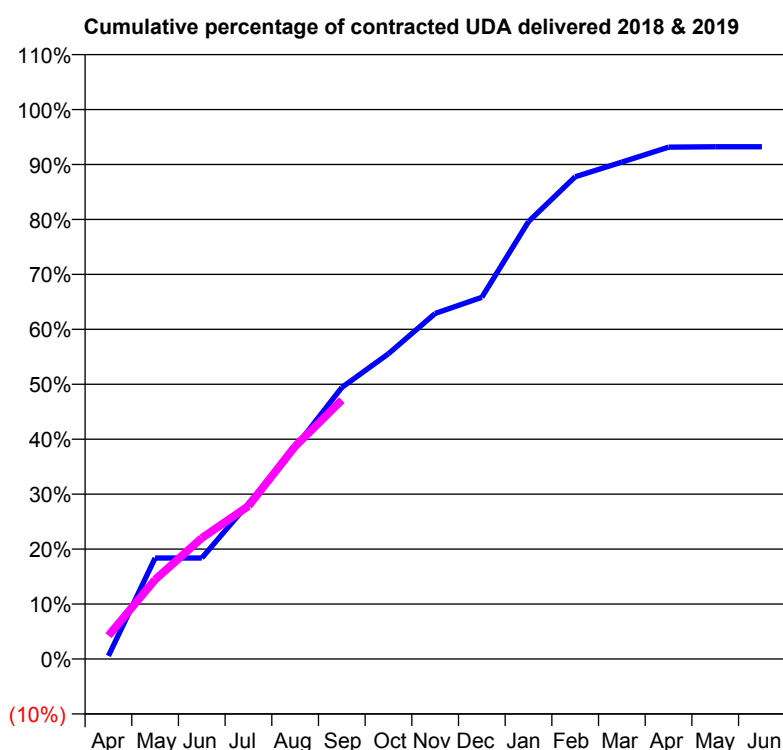
18/19 Contracted general activity (UDA)	2,448
Carry forward general activity (UDA)	0
18/19 Contracted orthodontic activity (UOA)	0
Carry forward orthodontic activity (UOA)	0
Baseline contract value	£60,536.74

## ACCESS\*

Patients seen in 24 months	Total	Change since previous quarter
Quarter ending September 2017	833	
Quarter ending December 2017	834	→
Quarter ending March 2018	815	↓
Quarter ending June 2018	809	→
Quarter ending September 2018	799	↓
<b>Variance since September 2017</b>	<b>(4.1%)</b>	<b>↓</b>



## ACTIVITY



Adjusted Scheduled Activity (UDA)		
Month	2018	2019
April	14	104
May	450	354
June	450	539
July	693	681
August	942	948
September	1,210	1,153
October	1,360	
November	1,539	
December	1,611	
January	1,949	
February	2,148	
March	2,214	
April	2,280	
May	2,282	
June	2,282	

## QUALITY

	Quantity	Base Number	Contract	AT	Region	England
% of FP17s for the same patient ID Re-attending within 3 months - Children	30	535	5.6%	11.0%	11.1%	11.6%
% of FP17s for the same patient ID Re-attending within 3 months - Adults	20	107	18.7%	16.1%	15.3%	15.5%
% of FP17s for the same patient ID Re-attending between 3 & 9 months - Children	382	535	71.4%	55.6%	61.1%	58.8%
% of FP17s for the same patient ID Re-attending between 3 & 9 months - Adults	64	107	59.8%	48.8%	52.3%	51.1%
% of FP17s for Band 1 Urgent Courses	11	603	1.8%	10.0%	9.5%	9.0%
% of FP17s Relating to Free Repair or Replacements	0	603	0.0%	0.6%	0.7%	0.8%
% of FP17s Relating to Continuations	0	603	0.0%	0.7%	0.8%	0.9%
% of Patients satisfied with the dentistry they have received	0	0	N/A	93.6%	93.6%	93.3%
% of Patients satisfied with the time they had to wait for an appointment	0	0	N/A	88.9%	88.8%	88.9%

\* This is based on patients treated on this contract for their most recent course of treatment. Figures in italics indicate the base number of FP17s or Patient Questionnaire responses are less than 100. N/A is shown where the base number of responses is less than 10 during the period. % is calculated as Quantity/Base number\*100

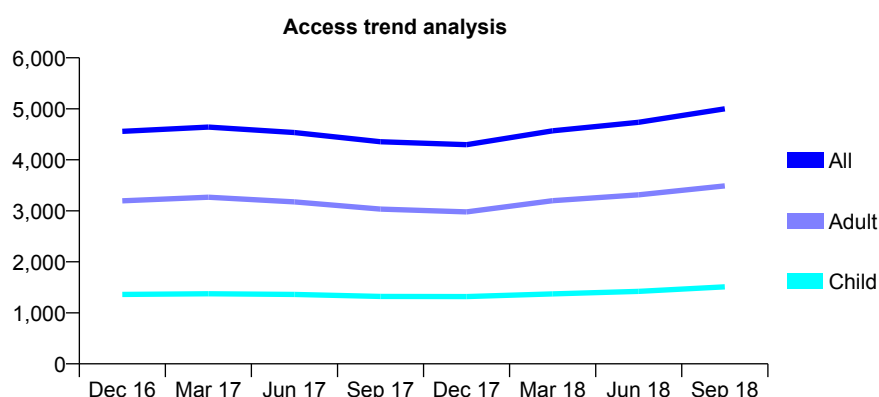
# Q67 - Vital Signs At a Glance Contract Report for 108030/0001 - September 2018

Name or company name	Longford Dental Centre
Contract type name	GDS Contract
Purpose of contract	General
Contract start date	01/09/2009
Contract end date	

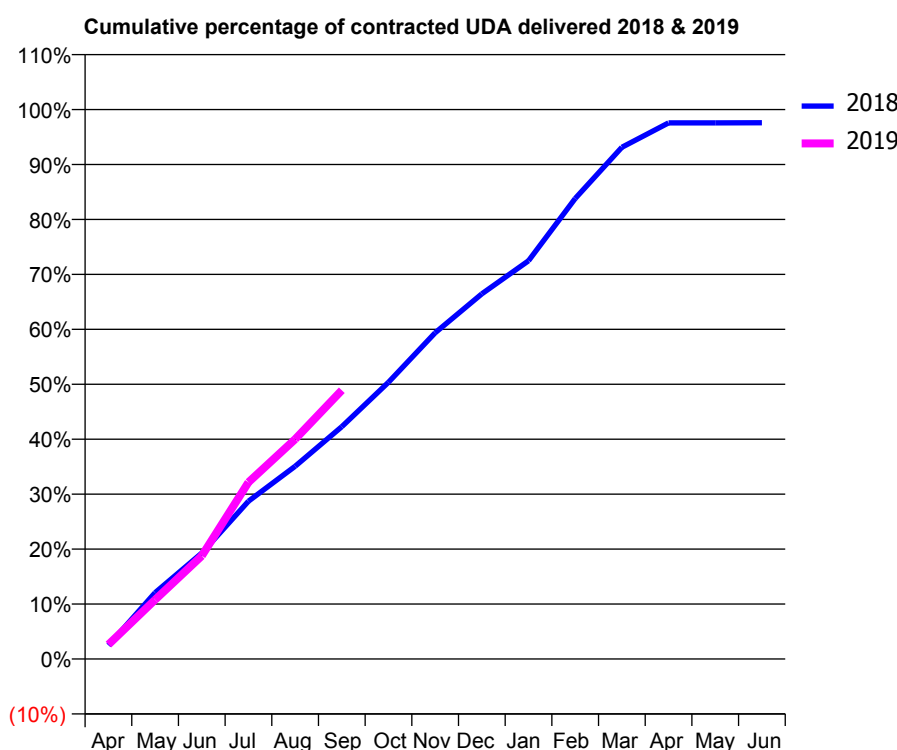
18/19 Contracted general activity (UDA)	13,035
Carry forward general activity (UDA)	314
18/19 Contracted orthodontic activity (UOA)	0
Carry forward orthodontic activity (UOA)	0
Baseline contract value	£351,090.53

## ACCESS\*

Patients seen in 24 months	Total	Change since previous quarter
Quarter ending September 2017	4,355	
Quarter ending December 2017	4,297	↓
Quarter ending March 2018	4,569	↑
Quarter ending June 2018	4,735	↑
Quarter ending September 2018	5,000	↑
<b>Variance since September 2017</b>	<b>14.8%</b>	<b>↑</b>



## ACTIVITY



Adjusted Scheduled Activity (UDA)		
Month	2018	2019
April	324	345
May	1,573	1,407
June	2,513	2,447
July	3,742	4,193
August	4,572	5,215
September	5,511	6,375
October	6,567	
November	7,738	
December	8,662	
January	9,446	
February	10,924	
March	12,137	
April	12,718	
May	12,718	
June	12,721	

## QUALITY

	Quantity	Base Number	Contract	AT	Region	England
% of FP17s for the same patient ID Re-attending within 3 months - Children	55	1,045	5.3%	11.0%	11.1%	11.6%
% of FP17s for the same patient ID Re-attending within 3 months - Adults	273	2,189	12.5%	16.1%	15.3%	15.5%
% of FP17s for the same patient ID Re-attending between 3 & 9 months - Children	492	1,045	47.1%	55.6%	61.1%	58.8%
% of FP17s for the same patient ID Re-attending between 3 & 9 months - Adults	808	2,189	36.9%	48.8%	52.3%	51.1%
% of FP17s for Band 1 Urgent Courses	250	2,989	8.4%	10.0%	9.5%	9.0%
% of FP17s Relating to Free Repair or Replacements	20	2,989	0.7%	0.6%	0.7%	0.8%
% of FP17s Relating to Continuations	59	2,989	2.0%	0.7%	0.8%	0.9%
% of Patients satisfied with the dentistry they have received	2	2	N/A	93.6%	93.6%	93.3%
% of Patients satisfied with the time they had to wait for an appointment	2	2	N/A	88.9%	88.8%	88.9%

\* This is based on patients treated on this contract for their most recent course of treatment. Figures in italics indicate the base number of FP17s or Patient Questionnaire responses are less than 100. N/A is shown where the base number of responses is less than 10 during the period. % is calculated as Quantity/Base number\*100

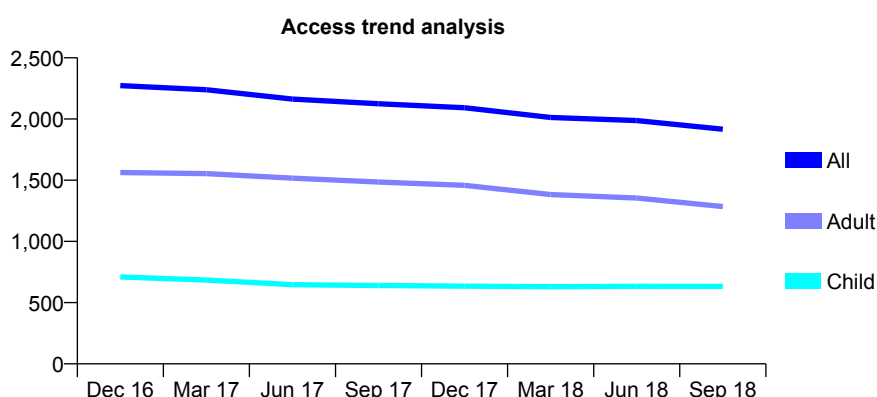
# Q67 - Vital Signs At a Glance Contract Report for 108030/0002 - September 2018

Name or company name	Longford Dental Centre
Contract type name	GDS Contract
Purpose of contract	General
Contract start date	01/09/2009
Contract end date	

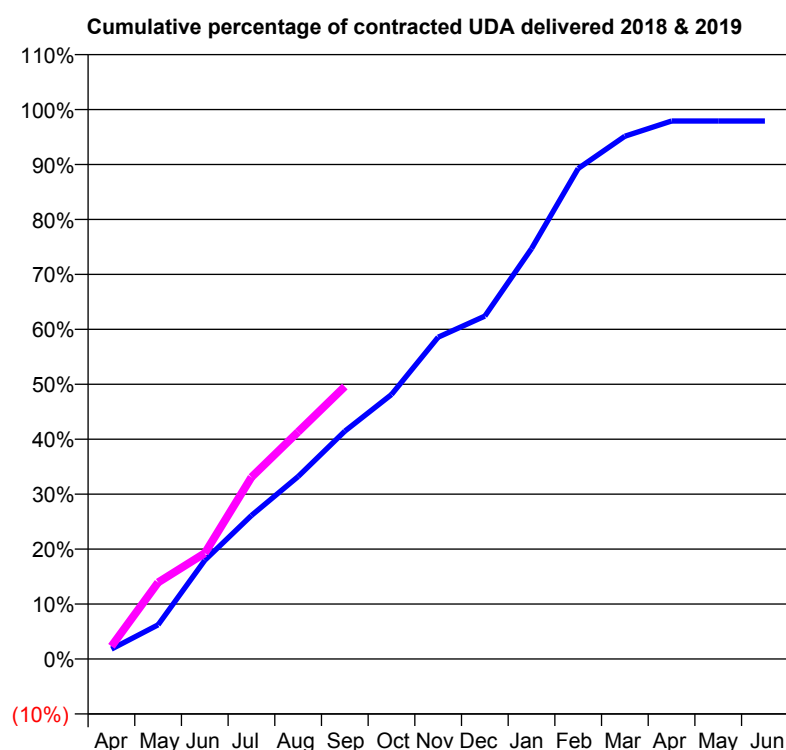
18/19 Contracted general activity (UDA)	6,019
Carry forward general activity (UDA)	126
18/19 Contracted orthodontic activity (UOA)	0
Carry forward orthodontic activity (UOA)	0
Baseline contract value	£167,717.07

## ACCESS\*

Patients seen in 24 months	Total	Change since previous quarter
Quarter ending September 2017	2,125	
Quarter ending December 2017	2,092	↓
Quarter ending March 2018	2,013	↓
Quarter ending June 2018	1,988	↓
Quarter ending September 2018	1,917	↓
<b>Variance since September 2017</b>	<b>(9.8%)</b>	<b>↓</b>



## ACTIVITY



Adjusted Scheduled Activity (UDA)		
Month	2018	2019
April	109	140
May	374	839
June	1,082	1,159
July	1,572	1,991
August	1,999	2,488
September	2,495	2,985
October	2,897	
November	3,525	
December	3,757	
January	4,494	
February	5,372	
March	5,727	
April	5,893	
May	5,893	
June	5,893	

## QUALITY

	Quantity	Base Number	Contract	AT	Region	England
% of FP17s for the same patient ID Re-attending within 3 months - Children	22	464	4.7%	11.0%	11.1%	11.6%
% of FP17s for the same patient ID Re-attending within 3 months - Adults	43	680	6.3%	16.1%	15.3%	15.5%
% of FP17s for the same patient ID Re-attending between 3 & 9 months - Children	247	464	53.2%	55.6%	61.1%	58.8%
% of FP17s for the same patient ID Re-attending between 3 & 9 months - Adults	284	680	41.8%	48.8%	52.3%	51.1%
% of FP17s for Band 1 Urgent Courses	61	1,079	5.7%	10.0%	9.5%	9.0%
% of FP17s Relating to Free Repair or Replacements	7	1,079	0.6%	0.6%	0.7%	0.8%
% of FP17s Relating to Continuations	15	1,079	1.4%	0.7%	0.8%	0.9%
% of Patients satisfied with the dentistry they have received	0	0	N/A	93.6%	93.6%	93.3%
% of Patients satisfied with the time they had to wait for an appointment	0	0	N/A	88.9%	88.8%	88.9%

\* This is based on patients treated on this contract for their most recent course of treatment. Figures in italics indicate the base number of FP17s or Patient Questionnaire responses are less than 100. N/A is shown where the base number of responses is less than 10 during the period. % is calculated as Quantity/Base number\*100

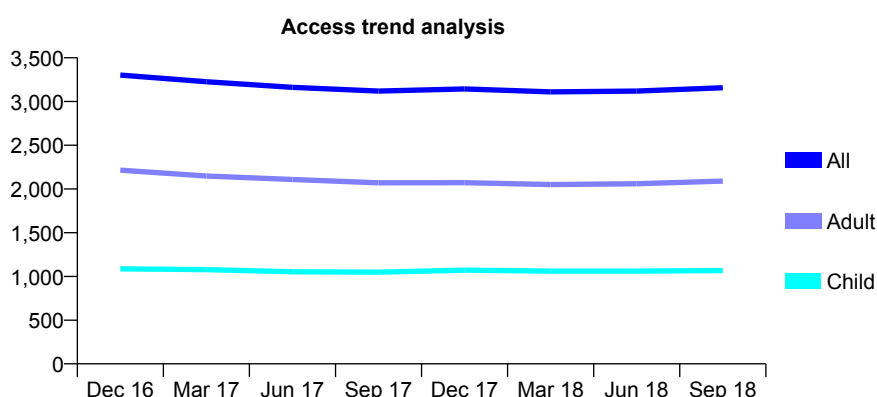
# Q67 - Vital Signs At a Glance Contract Report for 111317/0001 - September 2018

Name or company name	OH Dental Ltd
Contract type name	GDS Contract
Purpose of contract	General
Contract start date	01/04/2013
Contract end date	

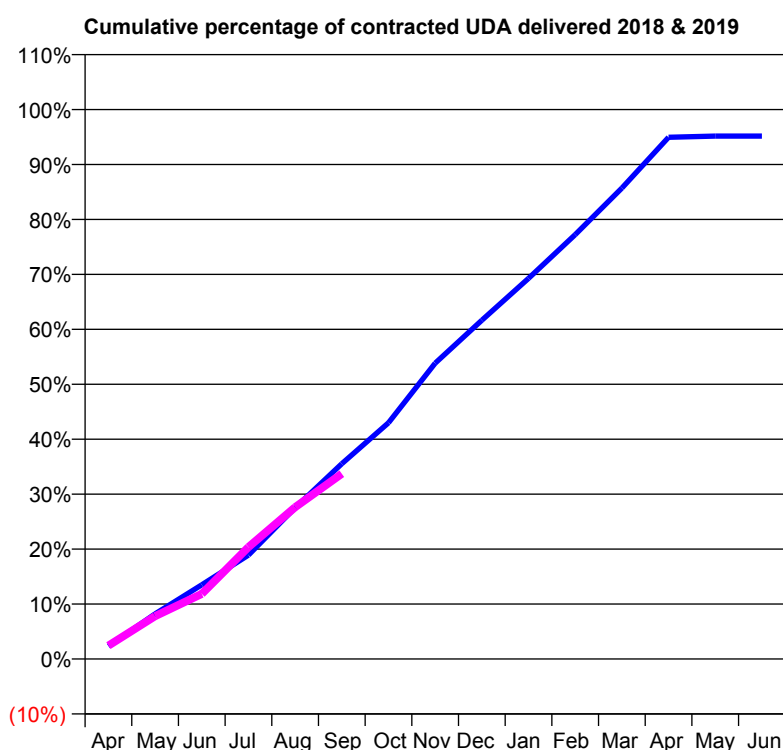
18/19 Contracted general activity (UDA)	7,360
Carry forward general activity (UDA)	0
18/19 Contracted orthodontic activity (UOA)	0
Carry forward orthodontic activity (UOA)	0
Baseline contract value	£183,533.57

## ACCESS\*

Patients seen in 24 months	Total	Change since previous quarter
Quarter ending September 2017	3,120	
Quarter ending December 2017	3,144	→
Quarter ending March 2018	3,111	↓
Quarter ending June 2018	3,120	→
Quarter ending September 2018	3,157	→
<b>Variance since September 2017</b>	<b>1.2%</b>	<b>→</b>



## ACTIVITY



Adjusted Scheduled Activity (UDA)		
Month	2018	2019
April	172	180
May	604	575
June	994	872
July	1,392	1,499
August	2,026	2,033
September	2,616	2,482
October	3,165	
November	3,963	
December	4,538	
January	5,099	
February	5,685	
March	6,307	
April	6,988	
May	7,005	
June	7,005	

## QUALITY

	Quantity	Base Number	Contract	AT	Region	England
% of FP17s for the same patient ID Re-attending within 3 months - Children	40	803	5.0%	11.0%	11.1%	11.6%
% of FP17s for the same patient ID Re-attending within 3 months - Adults	207	1,574	13.2%	16.1%	15.3%	15.5%
% of FP17s for the same patient ID Re-attending between 3 & 9 months - Children	503	803	62.6%	55.6%	61.1%	58.8%
% of FP17s for the same patient ID Re-attending between 3 & 9 months - Adults	906	1,574	57.6%	48.8%	52.3%	51.1%
% of FP17s for Band 1 Urgent Courses	73	1,454	5.0%	10.0%	9.5%	9.0%
% of FP17s Relating to Free Repair or Replacements	13	1,454	0.9%	0.6%	0.7%	0.8%
% of FP17s Relating to Continuations	4	1,454	0.3%	0.7%	0.8%	0.9%
% of Patients satisfied with the dentistry they have received	1	1	N/A	93.6%	93.6%	93.3%
% of Patients satisfied with the time they had to wait for an appointment	1	1	N/A	88.9%	88.8%	88.9%

\* This is based on patients treated on this contract for their most recent course of treatment. Figures in italics indicate the base number of FP17s or Patient Questionnaire responses are less than 100. N/A is shown where the base number of responses is less than 10 during the period. % is calculated as Quantity/Base number\*100

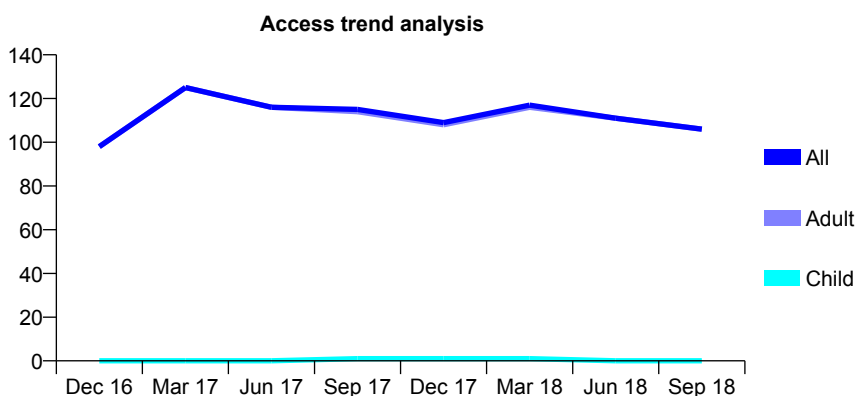
## Q67 - Vital Signs At a Glance Contract Report for 111317/0002 - September 2018

Name or company name	OH Dental Ltd
Contract type name	GDS Contract
Purpose of contract	General
Contract start date	01/04/2013
Contract end date	

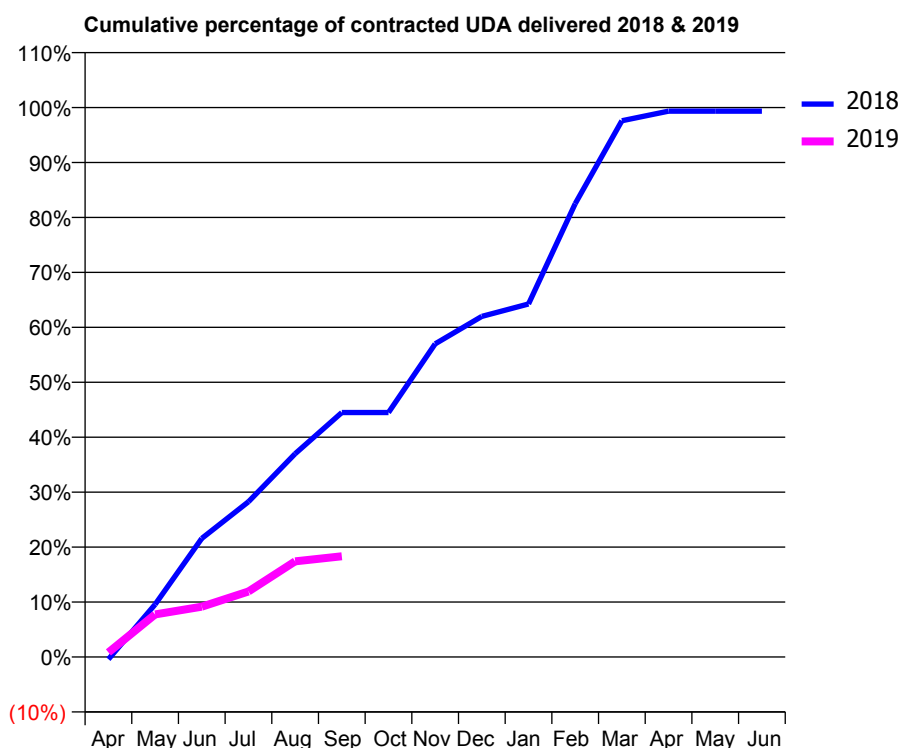
18/19 Contracted general activity (UDA)	240
Carry forward general activity (UDA)	1
18/19 Contracted orthodontic activity (UOA)	0
Carry forward orthodontic activity (UOA)	0
Baseline contract value	£13,239.90

### ACCESS\*

Patients seen in 24 months	Total	Change since previous quarter
Quarter ending September 2017	115	
Quarter ending December 2017	109	↓
Quarter ending March 2018	117	↑
Quarter ending June 2018	111	↓
Quarter ending September 2018	106	↓
<b>Variance since September 2017</b>	<b>(7.8%)</b>	<b>↓</b>



### ACTIVITY



Adjusted Scheduled Activity (UDA)		
Month	2018	2019
April	-1	2
May	23	19
June	52	22
July	68	29
August	89	42
September	107	44
October	107	
November	137	
December	149	
January	154	
February	198	
March	234	
April	238	
May	238	
June	238	

### QUALITY

	Quantity	Base Number	Contract	AT	Region	England
% of FP17s for the same patient ID Re-attending within 3 months - Children	0	0	N/A	11.0%	11.1%	11.6%
% of FP17s for the same patient ID Re-attending within 3 months - Adults	1	25	4.0%	16.1%	15.3%	15.5%
% of FP17s for the same patient ID Re-attending between 3 & 9 months - Children	0	0	N/A	55.6%	61.1%	58.8%
% of FP17s for the same patient ID Re-attending between 3 & 9 months - Adults	3	25	12.0%	48.8%	52.3%	51.1%
% of FP17s for Band 1 Urgent Courses	11	21	52.4%	10.0%	9.5%	9.0%
% of FP17s Relating to Free Repair or Replacements	0	21	0.0%	0.6%	0.7%	0.8%
% of FP17s Relating to Continuations	0	21	0.0%	0.7%	0.8%	0.9%
% of Patients satisfied with the dentistry they have received	0	0	N/A	93.6%	93.6%	93.3%
% of Patients satisfied with the time they had to wait for an appointment	0	0	N/A	88.9%	88.8%	88.9%

\* This is based on patients treated on this contract for their most recent course of treatment. Figures in italics indicate the base number of FP17s or Patient Questionnaire responses are less than 100. N/A is shown where the base number of responses is less than 10 during the period. % is calculated as Quantity/Base number\*100

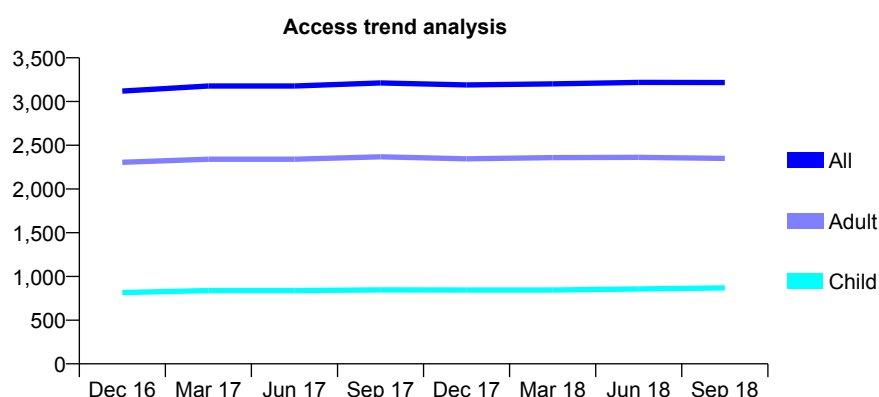
# Q67 - Vital Signs At a Glance Contract Report for 117072/0001 - September 2018

Name or company name	Holborough Dental Care Ltd
Contract type name	GDS Contract
Purpose of contract	General
Contract start date	01/06/2008
Contract end date	

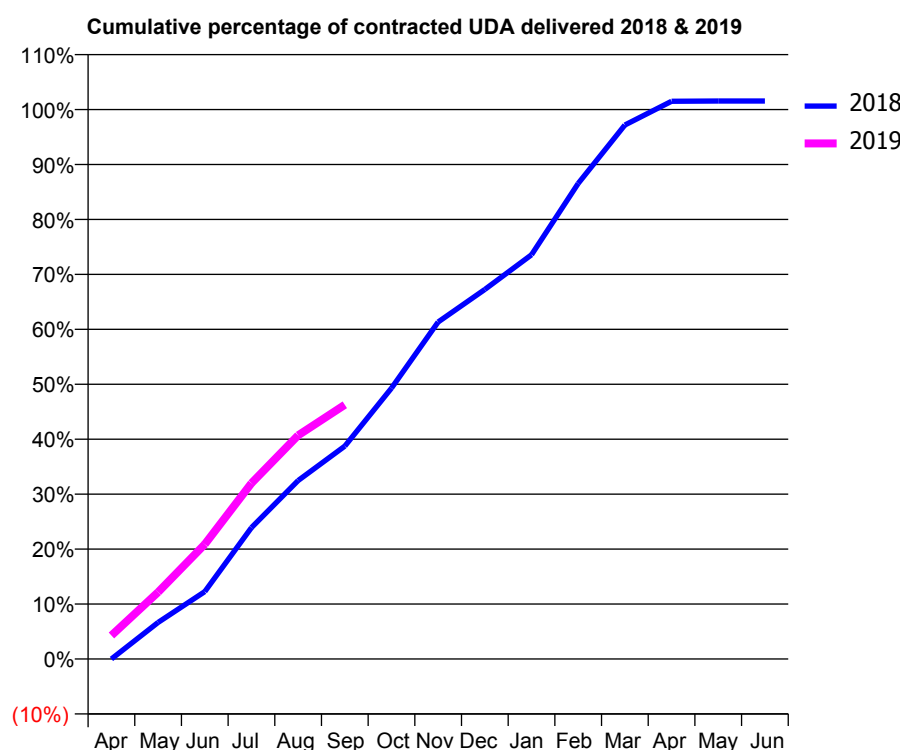
18/19 Contracted general activity (UDA)	8,605
Carry forward general activity (UDA)	0
18/19 Contracted orthodontic activity (UOA)	0
Carry forward orthodontic activity (UOA)	0
Baseline contract value	£240,242.88

## ACCESS\*

Patients seen in 24 months	Total	Change since previous quarter
Quarter ending September 2017	3,212	
Quarter ending December 2017	3,189	→
Quarter ending March 2018	3,202	→
Quarter ending June 2018	3,218	→
Quarter ending September 2018	3,217	→
<b>Variance since September 2017</b>	<b>0.2%</b>	<b>→</b>



## ACTIVITY



Adjusted Scheduled Activity (UDA)		
Month	2018	2019
April	0	369
May	506	1,047
June	933	1,796
July	1,819	2,754
August	2,470	3,504
September	2,947	3,981
October	3,748	
November	4,664	
December	5,115	
January	5,594	
February	6,581	
March	7,391	
April	7,719	
May	7,722	
June	7,722	

## QUALITY

	Quantity	Base Number	Contract	AT	Region	England
% of FP17s for the same patient ID Re-attending within 3 months - Children	26	531	4.9%	11.0%	11.1%	11.6%
% of FP17s for the same patient ID Re-attending within 3 months - Adults	158	1,281	12.3%	16.1%	15.3%	15.5%
% of FP17s for the same patient ID Re-attending between 3 & 9 months - Children	189	531	35.6%	55.6%	61.1%	58.8%
% of FP17s for the same patient ID Re-attending between 3 & 9 months - Adults	483	1,281	37.7%	48.8%	52.3%	51.1%
% of FP17s for Band 1 Urgent Courses	124	1,691	7.3%	10.0%	9.5%	9.0%
% of FP17s Relating to Free Repair or Replacements	15	1,691	0.9%	0.6%	0.7%	0.8%
% of FP17s Relating to Continuations	40	1,691	2.4%	0.7%	0.8%	0.9%
% of Patients satisfied with the dentistry they have received	2	3	N/A	93.6%	93.6%	93.3%
% of Patients satisfied with the time they had to wait for an appointment	2	3	N/A	88.9%	88.8%	88.9%

\* This is based on patients treated on this contract for their most recent course of treatment. Figures in italics indicate the base number of FP17s or Patient Questionnaire responses are less than 100. N/A is shown where the base number of responses is less than 10 during the period. % is calculated as Quantity/Base number\*100

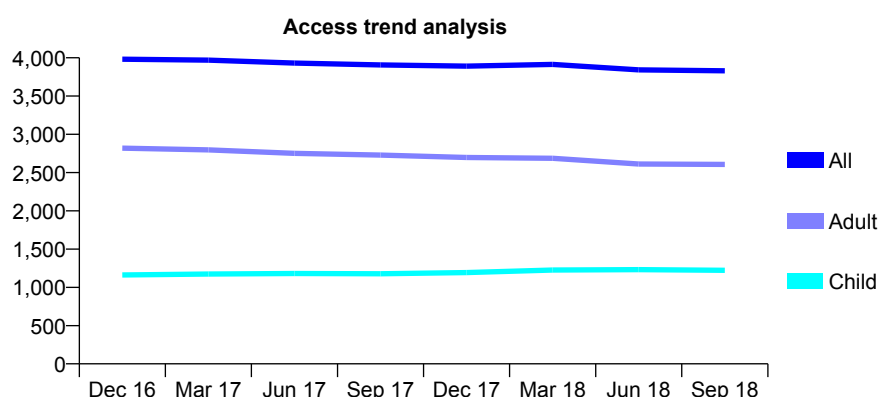
# Q67 - Vital Signs At a Glance Contract Report for 118044/0001 - September 2018

Name or company name	Maidstone Dental Centre
Contract type name	GDS Contract
Purpose of contract	General
Contract start date	30/08/2013
Contract end date	

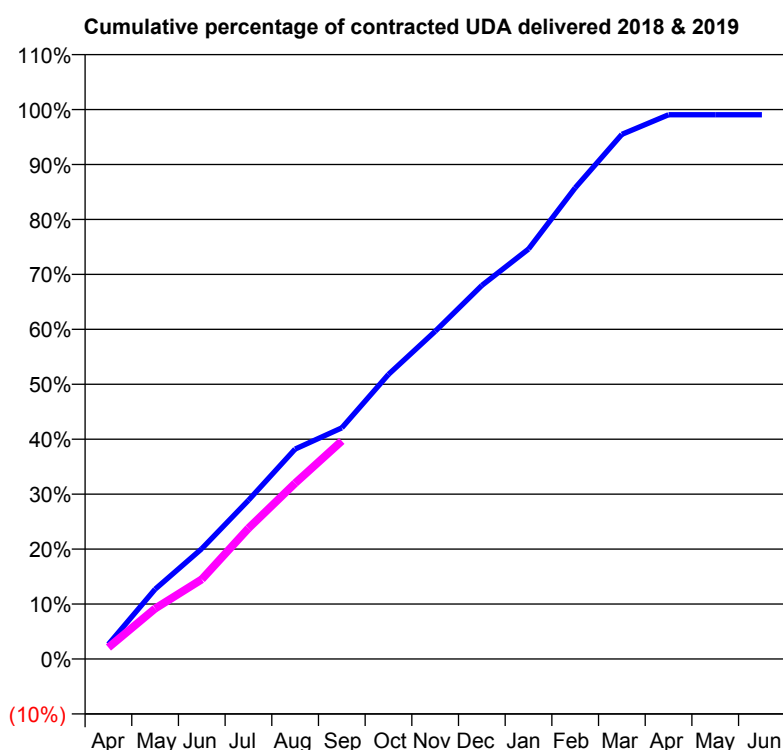
18/19 Contracted general activity (UDA)	13,000
Carry forward general activity (UDA)	124
18/19 Contracted orthodontic activity (UOA)	0
Carry forward orthodontic activity (UOA)	0
Baseline contract value	£320,805.00

## ACCESS\*

Patients seen in 24 months	Total	Change since previous quarter
Quarter ending September 2017	3,907	
Quarter ending December 2017	3,891	→
Quarter ending March 2018	3,913	→
Quarter ending June 2018	3,843	↓
Quarter ending September 2018	3,830	→
<b>Variance since September 2017</b>	<b>(2.0%)</b>	<b>↓</b>



## ACTIVITY



Adjusted Scheduled Activity (UDA)		
Month	2018	2019
April	349	273
May	1,651	1,195
June	2,611	1,885
July	3,754	3,093
August	4,969	4,161
September	5,470	5,159
October	6,733	
November	7,752	
December	8,839	
January	9,698	
February	11,146	
March	12,412	
April	12,874	
May	12,874	
June	12,875	

## QUALITY

	Quantity	Base Number	Contract	AT	Region	England
% of FP17s for the same patient ID Re-attending within 3 months - Children	14	896	1.6%	11.0%	11.1%	11.6%
% of FP17s for the same patient ID Re-attending within 3 months - Adults	32	1,500	2.1%	16.1%	15.3%	15.5%
% of FP17s for the same patient ID Re-attending between 3 & 9 months - Children	561	896	62.6%	55.6%	61.1%	58.8%
% of FP17s for the same patient ID Re-attending between 3 & 9 months - Adults	657	1,500	43.8%	48.8%	52.3%	51.1%
% of FP17s for Band 1 Urgent Courses	73	2,273	3.2%	10.0%	9.5%	9.0%
% of FP17s Relating to Free Repair or Replacements	6	2,273	0.3%	0.6%	0.7%	0.8%
% of FP17s Relating to Continuations	0	2,273	0.0%	0.7%	0.8%	0.9%
% of Patients satisfied with the dentistry they have received	2	2	N/A	93.6%	93.6%	93.3%
% of Patients satisfied with the time they had to wait for an appointment	2	2	N/A	88.9%	88.8%	88.9%

\* This is based on patients treated on this contract for their most recent course of treatment. Figures in italics indicate the base number of FP17s or Patient Questionnaire responses are less than 100. N/A is shown where the base number of responses is less than 10 during the period. % is calculated as Quantity/Base number\*100



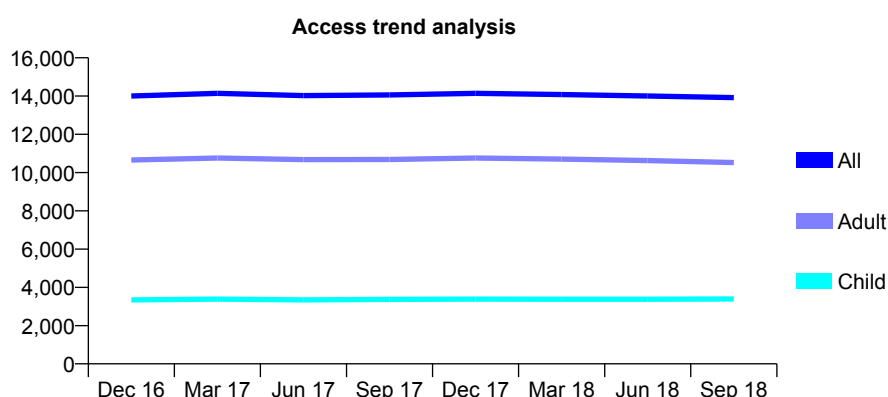
# Q67 - Vital Signs At a Glance Contract Report for 118214/0001 - September 2018

Name or company name	Hillton Dentistry Gillingham Ltd
Contract type name	GDS Contract
Purpose of contract	General
Contract start date	01/04/2011
Contract end date	

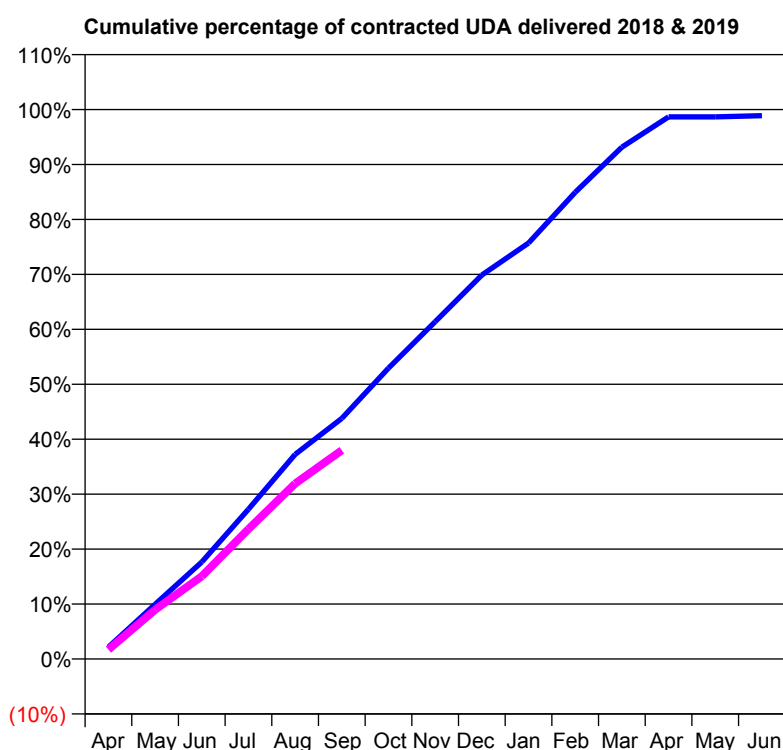
18/19 Contracted general activity (UDA)	45,365
Carry forward general activity (UDA)	513
18/19 Contracted orthodontic activity (UOA)	0
Carry forward orthodontic activity (UOA)	0
Baseline contract value	£1,134,376.37

## ACCESS\*

Patients seen in 24 months	Total	Change since previous quarter
Quarter ending September 2017	14,058	
Quarter ending December 2017	14,143	→
Quarter ending March 2018	14,077	→
Quarter ending June 2018	14,003	→
Quarter ending September 2018	13,917	→
<b>Variance since September 2017</b>	<b>(1.0%)</b>	<b>↓</b>



## ACTIVITY



Adjusted Scheduled Activity (UDA)		
Month	2018	2019
April	981	778
May	4,521	4,072
June	8,014	6,830
July	12,369	10,726
August	16,895	14,481
September	19,863	17,237
October	24,015	
November	27,847	
December	31,697	
January	34,341	
February	38,526	
March	42,260	
April	44,753	
May	44,756	
June	44,852	

## QUALITY

	Quantity	Base Number	Contract	AT	Region	England
% of FP17s for the same patient ID Re-attending within 3 months - Children	137	2,669	5.1%	11.0%	11.1%	11.6%
% of FP17s for the same patient ID Re-attending within 3 months - Adults	730	7,227	10.1%	16.1%	15.3%	15.5%
% of FP17s for the same patient ID Re-attending between 3 & 9 months - Children	1,757	2,669	65.8%	55.6%	61.1%	58.8%
% of FP17s for the same patient ID Re-attending between 3 & 9 months - Adults	4,736	7,227	65.5%	48.8%	52.3%	51.1%
% of FP17s for Band 1 Urgent Courses	410	8,693	4.7%	10.0%	9.5%	9.0%
% of FP17s Relating to Free Repair or Replacements	71	8,693	0.8%	0.6%	0.7%	0.8%
% of FP17s Relating to Continuations	178	8,693	2.0%	0.7%	0.8%	0.9%
% of Patients satisfied with the dentistry they have received	9	9	N/A	93.6%	93.6%	93.3%
% of Patients satisfied with the time they had to wait for an appointment	9	9	N/A	88.9%	88.8%	88.9%

\* This is based on patients treated on this contract for their most recent course of treatment. Figures in italics indicate the base number of FP17s or Patient Questionnaire responses are less than 100. N/A is shown where the base number of responses is less than 10 during the period. % is calculated as Quantity/Base number\*100

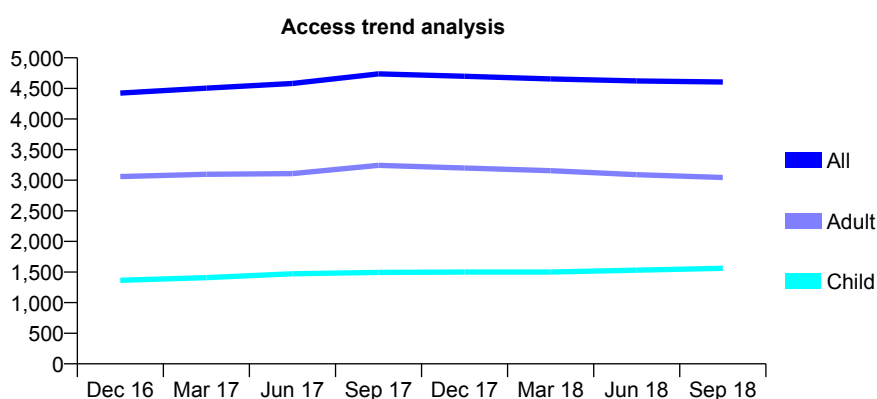
## Q67 - Vital Signs At a Glance Contract Report for 119571/0001 - September 2018

Name or company name	Thorndike Centre
Contract type name	GDS Contract
Purpose of contract	General
Contract start date	01/09/2012
Contract end date	

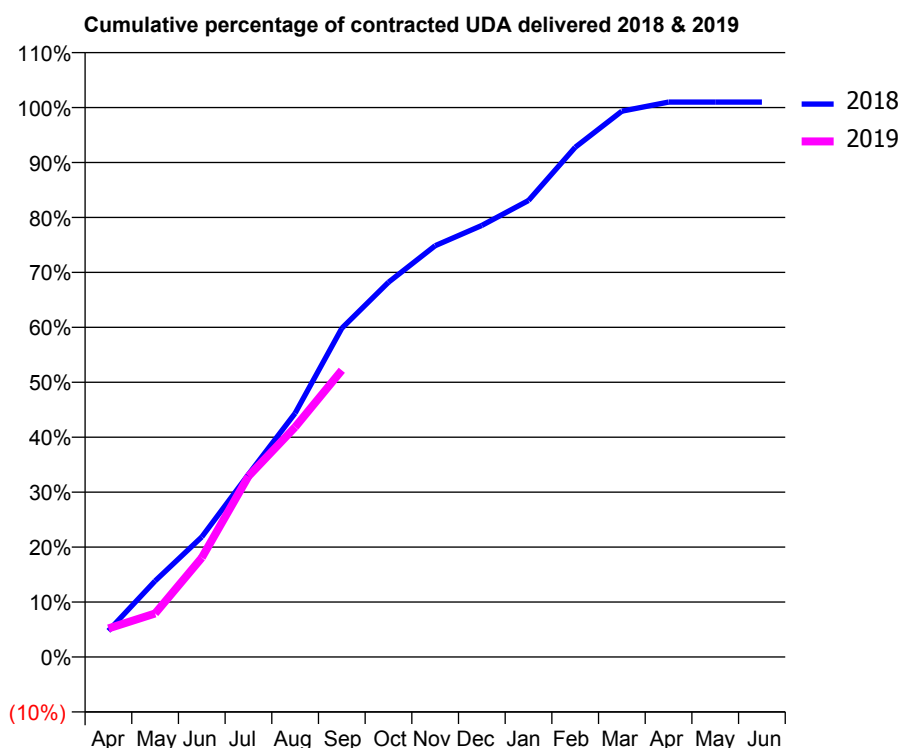
18/19 Contracted general activity (UDA)	8,799
Carry forward general activity (UDA)	0
18/19 Contracted orthodontic activity (UOA)	0
Carry forward orthodontic activity (UOA)	0
Baseline contract value	£219,990.99

### ACCESS\*

Patients seen in 24 months	Total	Change since previous quarter
Quarter ending September 2017	4,738	
Quarter ending December 2017	4,699	→
Quarter ending March 2018	4,654	→
Quarter ending June 2018	4,621	→
Quarter ending September 2018	4,604	→
<b>Variance since September 2017</b>	<b>(2.8%)</b>	<b>↓</b>



### ACTIVITY



Adjusted Scheduled Activity (UDA)		
Month	2018	2019
April	419	457
May	1,219	697
June	1,924	1,591
July	2,924	2,894
August	3,905	3,682
September	5,263	4,593
October	6,001	
November	6,587	
December	6,911	
January	7,310	
February	8,162	
March	8,741	
April	8,886	
May	8,886	
June	8,886	

### QUALITY

	Quantity	Base Number	Contract	AT	Region	England
% of FP17s for the same patient ID Re-attending within 3 months - Children	98	1,159	8.5%	11.0%	11.1%	11.6%
% of FP17s for the same patient ID Re-attending within 3 months - Adults	147	1,125	13.1%	16.1%	15.3%	15.5%
% of FP17s for the same patient ID Re-attending between 3 & 9 months - Children	589	1,159	50.8%	55.6%	61.1%	58.8%
% of FP17s for the same patient ID Re-attending between 3 & 9 months - Adults	349	1,125	31.0%	48.8%	52.3%	51.1%
% of FP17s for Band 1 Urgent Courses	128	1,726	7.4%	10.0%	9.5%	9.0%
% of FP17s Relating to Free Repair or Replacements	1	1,726	0.1%	0.6%	0.7%	0.8%
% of FP17s Relating to Continuations	1	1,726	0.1%	0.7%	0.8%	0.9%
% of Patients satisfied with the dentistry they have received	0	0	N/A	93.6%	93.6%	93.3%
% of Patients satisfied with the time they had to wait for an appointment	0	0	N/A	88.9%	88.8%	88.9%

\* This is based on patients treated on this contract for their most recent course of treatment. Figures in italics indicate the base number of FP17s or Patient Questionnaire responses are less than 100. N/A is shown where the base number of responses is less than 10 during the period. % is calculated as Quantity/Base number\*100

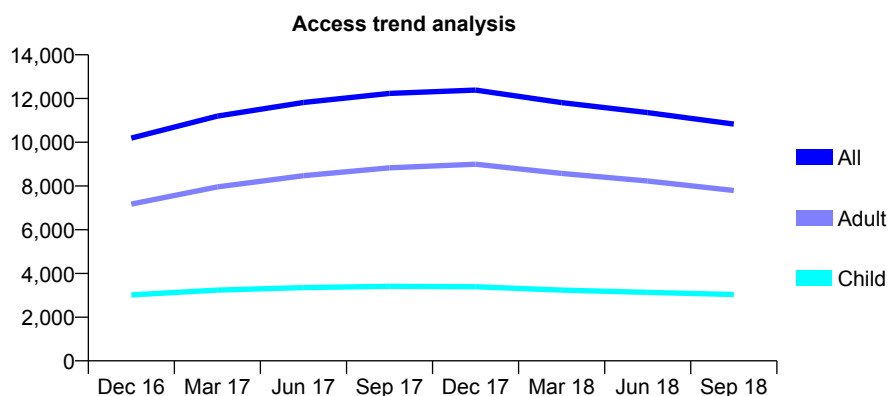
## Q67 - Vital Signs At a Glance Contract Report for 121673/0001 - September 2018

Name or company name	The Newland Avenue and Castle Street Pr
Contract type name	GDS Contract
Purpose of contract	General
Contract start date	01/12/2015
Contract end date	

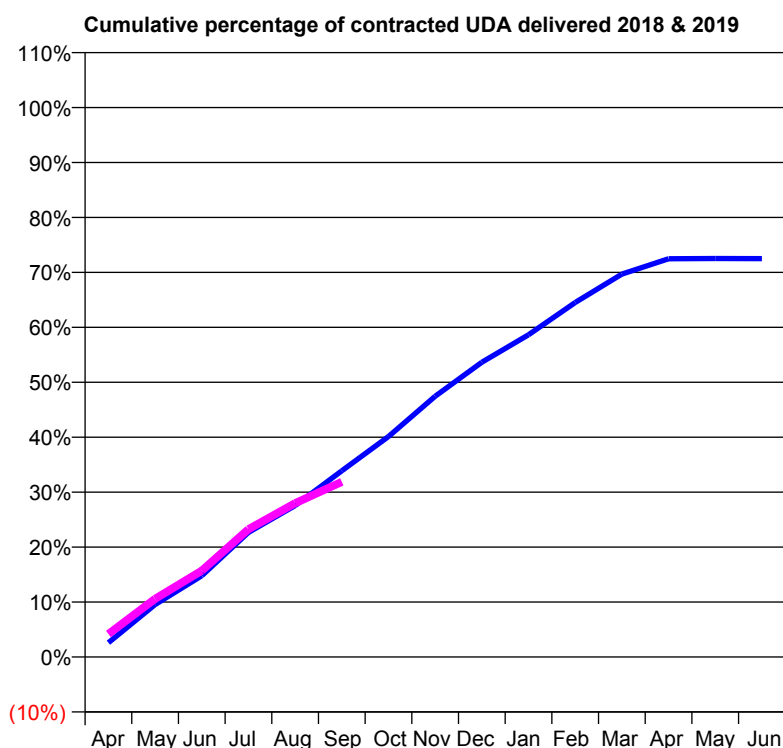
18/19 Contracted general activity (UDA)	38,000
Carry forward general activity (UDA)	0
18/19 Contracted orthodontic activity (UOA)	0
Carry forward orthodontic activity (UOA)	0
Baseline contract value	£867,405.09

### ACCESS\*

Patients seen in 24 months	Total	Change since previous quarter
Quarter ending September 2017	12,234	
Quarter ending December 2017	12,385	→
Quarter ending March 2018	11,812	↓
Quarter ending June 2018	11,356	↓
Quarter ending September 2018	10,831	↓
<b>Variance since September 2017</b>	<b>(11.5%)</b>	↓



### ACTIVITY



Adjusted Scheduled Activity (UDA)		
Month	2018	2019
April	995	1,588
May	3,628	4,021
June	5,617	5,967
July	8,616	8,839
August	10,469	10,632
September	12,877	12,111
October	15,250	
November	18,031	
December	20,387	
January	22,280	
February	24,512	
March	26,477	
April	27,540	
May	27,554	
June	27,547	

### QUALITY

	Quantity	Base Number	Contract	AT	Region	England
% of FP17s for the same patient ID Re-attending within 3 months - Children	132	1,765	7.5%	11.0%	11.1%	11.6%
% of FP17s for the same patient ID Re-attending within 3 months - Adults	549	4,300	12.8%	16.1%	15.3%	15.5%
% of FP17s for the same patient ID Re-attending between 3 & 9 months - Children	720	1,765	40.8%	55.6%	61.1%	58.8%
% of FP17s for the same patient ID Re-attending between 3 & 9 months - Adults	1,627	4,300	37.8%	48.8%	52.3%	51.1%
% of FP17s for Band 1 Urgent Courses	605	5,574	10.9%	10.0%	9.5%	9.0%
% of FP17s Relating to Free Repair or Replacements	38	5,574	0.7%	0.6%	0.7%	0.8%
% of FP17s Relating to Continuations	65	5,574	1.2%	0.7%	0.8%	0.9%
% of Patients satisfied with the dentistry they have received	7	8	N/A	93.6%	93.6%	93.3%
% of Patients satisfied with the time they had to wait for an appointment	4	8	N/A	88.9%	88.8%	88.9%

\* This is based on patients treated on this contract for their most recent course of treatment. Figures in italics indicate the base number of FP17s or Patient Questionnaire responses are less than 100. N/A is shown where the base number of responses is less than 10 during the period. % is calculated as Quantity/Base number\*100

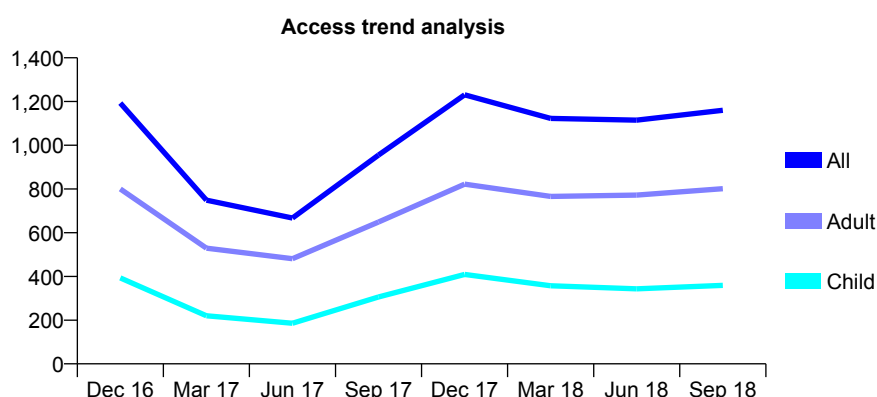
# Q67 - Vital Signs At a Glance Contract Report for 125873/0001 - September 2018

Name or company name	Apex Dental Care Sturry Partnership
Contract type name	GDS Contract
Purpose of contract	General
Contract start date	01/01/2014
Contract end date	

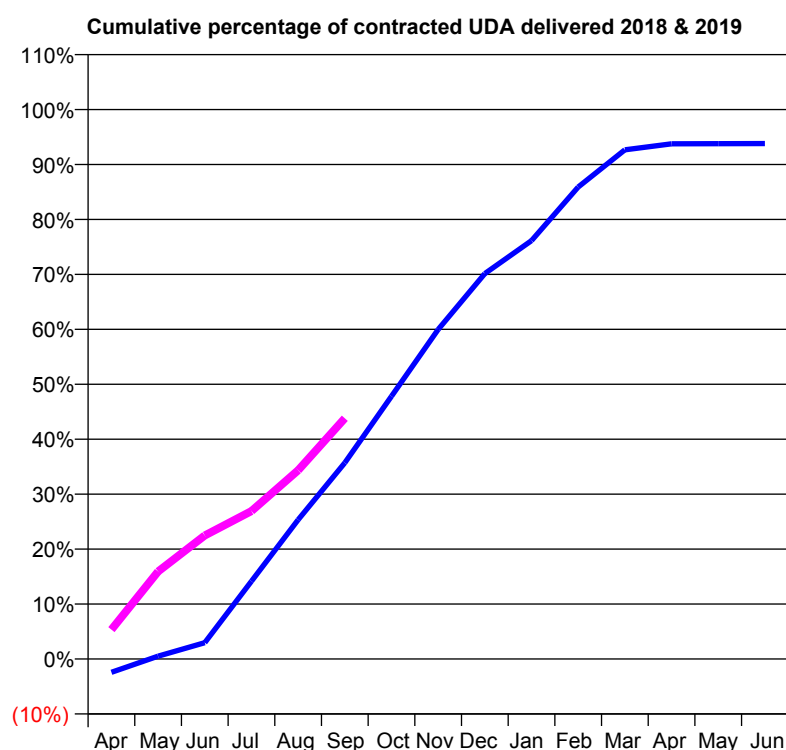
18/19 Contracted general activity (UDA)	3,392
Carry forward general activity (UDA)	0
18/19 Contracted orthodontic activity (UOA)	0
Carry forward orthodontic activity (UOA)	0
Baseline contract value	£111,304.81

## ACCESS\*

Patients seen in 24 months	Total	Change since previous quarter
Quarter ending September 2017	955	
Quarter ending December 2017	1,231	↑
Quarter ending March 2018	1,123	↓
Quarter ending June 2018	1,115	→
Quarter ending September 2018	1,160	↑
<b>Variance since September 2017</b>	<b>21.5%</b>	<b>↑</b>



## ACTIVITY



Adjusted Scheduled Activity (UDA)		
Month	2018	2019
April	-83	182
May	18	540
June	101	763
July	480	913
August	860	1,165
September	1,211	1,486
October	1,622	
November	2,034	
December	2,379	
January	2,582	
February	2,913	
March	3,143	
April	3,180	
May	3,181	
June	3,182	

## QUALITY

	Quantity	Base Number	Contract	AT	Region	England
% of FP17s for the same patient ID Re-attending within 3 months - Children	13	275	4.7%	11.0%	11.1%	11.6%
% of FP17s for the same patient ID Re-attending within 3 months - Adults	46	573	8.0%	16.1%	15.3%	15.5%
% of FP17s for the same patient ID Re-attending between 3 & 9 months - Children	159	275	57.8%	55.6%	61.1%	58.8%
% of FP17s for the same patient ID Re-attending between 3 & 9 months - Adults	286	573	49.9%	48.8%	52.3%	51.1%
% of FP17s for Band 1 Urgent Courses	101	834	12.1%	10.0%	9.5%	9.0%
% of FP17s Relating to Free Repair or Replacements	14	834	1.7%	0.6%	0.7%	0.8%
% of FP17s Relating to Continuations	4	834	0.5%	0.7%	0.8%	0.9%
% of Patients satisfied with the dentistry they have received	0	0	N/A	93.6%	93.6%	93.3%
% of Patients satisfied with the time they had to wait for an appointment	0	0	N/A	88.9%	88.8%	88.9%

\* This is based on patients treated on this contract for their most recent course of treatment. Figures in italics indicate the base number of FP17s or Patient Questionnaire responses are less than 100. N/A is shown where the base number of responses is less than 10 during the period. % is calculated as Quantity/Base number\*100

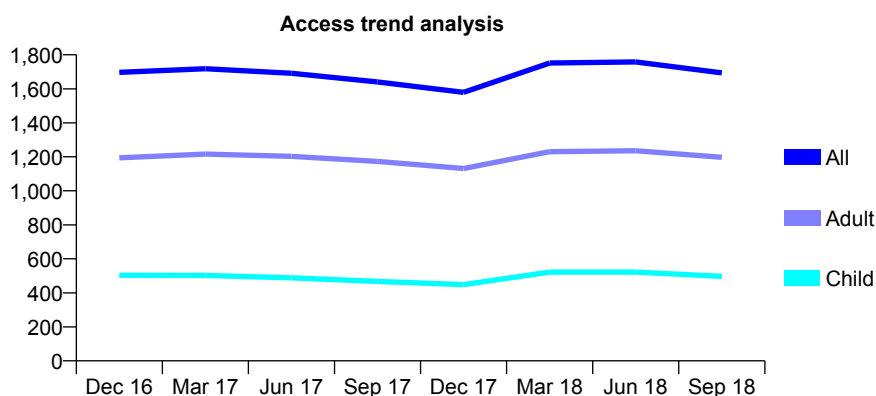
## Q67 - Vital Signs At a Glance Contract Report for 125873/0002 - September 2018

Name or company name	Apex Dental Care Sturry Partnership
Contract type name	GDS Contract
Purpose of contract	General
Contract start date	01/01/2014
Contract end date	

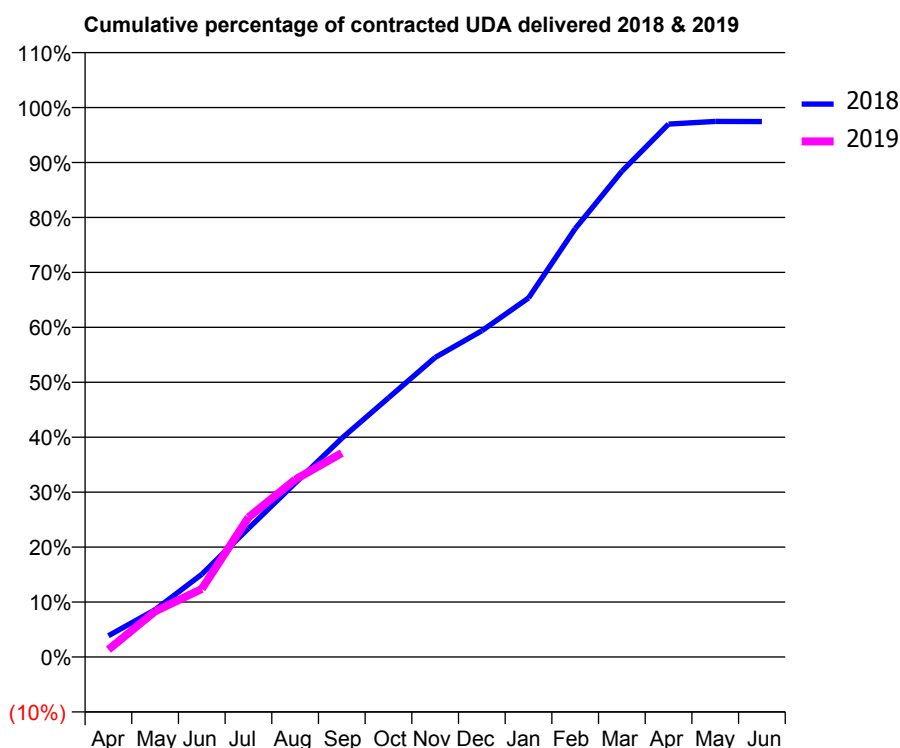
18/19 Contracted general activity (UDA)	5,046
Carry forward general activity (UDA)	129
18/19 Contracted orthodontic activity (UOA)	0
Carry forward orthodontic activity (UOA)	0
Baseline contract value	£155,912.32

### ACCESS\*

Patients seen in 24 months	Total	Change since previous quarter
Quarter ending September 2017	1,640	
Quarter ending December 2017	1,579	↓
Quarter ending March 2018	1,752	↑
Quarter ending June 2018	1,758	→
Quarter ending September 2018	1,694	↓
<b>Variance since September 2017</b>	<b>3.3%</b>	<b>↑</b>



### ACTIVITY



Adjusted Scheduled Activity (UDA)		
Month	2018	2019
April	196	68
May	435	419
June	759	625
July	1,181	1,283
August	1,596	1,629
September	2,008	1,873
October	2,380	
November	2,751	
December	2,996	
January	3,297	
February	3,934	
March	4,460	
April	4,894	
May	4,918	
June	4,917	

### QUALITY

	Quantity	Base Number	Contract	AT	Region	England
% of FP17s for the same patient ID Re-attending within 3 months - Children	13	381	3.4%	11.0%	11.1%	11.6%
% of FP17s for the same patient ID Re-attending within 3 months - Adults	136	963	14.1%	16.1%	15.3%	15.5%
% of FP17s for the same patient ID Re-attending between 3 & 9 months - Children	223	381	58.5%	55.6%	61.1%	58.8%
% of FP17s for the same patient ID Re-attending between 3 & 9 months - Adults	532	963	55.2%	48.8%	52.3%	51.1%
% of FP17s for Band 1 Urgent Courses	101	1,165	8.7%	10.0%	9.5%	9.0%
% of FP17s Relating to Free Repair or Replacements	15	1,165	1.3%	0.6%	0.7%	0.8%
% of FP17s Relating to Continuations	3	1,165	0.3%	0.7%	0.8%	0.9%
% of Patients satisfied with the dentistry they have received	2	2	N/A	93.6%	93.6%	93.3%
% of Patients satisfied with the time they had to wait for an appointment	2	2	N/A	88.9%	88.8%	88.9%

\* This is based on patients treated on this contract for their most recent course of treatment. Figures in italics indicate the base number of FP17s or Patient Questionnaire responses are less than 100. N/A is shown where the base number of responses is less than 10 during the period. % is calculated as Quantity/Base number\*100

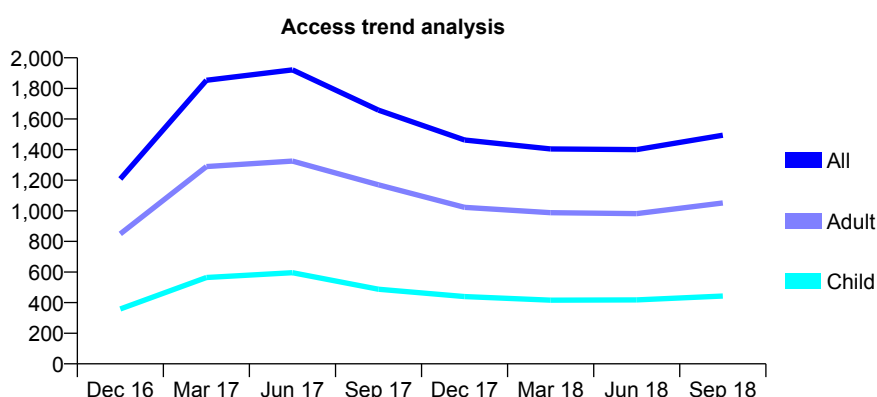
# Q67 - Vital Signs At a Glance Contract Report for 125873/0003 - September 2018

Name or company name	Apex Dental Care Sturry Partnership
Contract type name	GDS Contract
Purpose of contract	General
Contract start date	01/01/2014
Contract end date	

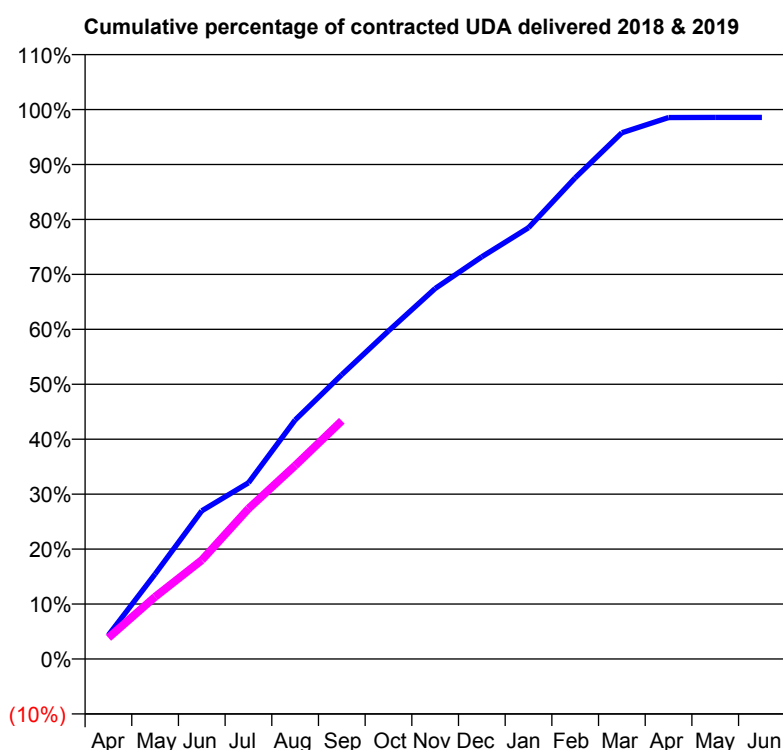
18/19 Contracted general activity (UDA)	3,998
Carry forward general activity (UDA)	57
18/19 Contracted orthodontic activity (UOA)	0
Carry forward orthodontic activity (UOA)	0
Baseline contract value	£92,570.27

## ACCESS\*

Patients seen in 24 months	Total	Change since previous quarter
Quarter ending September 2017	1,658	
Quarter ending December 2017	1,463	↓
Quarter ending March 2018	1,404	↓
Quarter ending June 2018	1,400	→
Quarter ending September 2018	1,494	↑
<b>Variance since September 2017</b>	<b>(9.9%)</b>	<b>↓</b>



## ACTIVITY



Adjusted Scheduled Activity (UDA)		
Month	2018	2019
April	174	155
May	619	452
June	1,079	719
July	1,282	1,094
August	1,739	1,407
September	2,069	1,733
October	2,388	
November	2,695	
December	2,926	
January	3,138	
February	3,501	
March	3,829	
April	3,940	
May	3,941	
June	3,941	

## QUALITY

	Quantity	Base Number	Contract	AT	Region	England
% of FP17s for the same patient ID Re-attending within 3 months - Children	17	320	5.3%	11.0%	11.1%	11.6%
% of FP17s for the same patient ID Re-attending within 3 months - Adults	75	725	10.3%	16.1%	15.3%	15.5%
% of FP17s for the same patient ID Re-attending between 3 & 9 months - Children	188	320	58.8%	55.6%	61.1%	58.8%
% of FP17s for the same patient ID Re-attending between 3 & 9 months - Adults	384	725	53.0%	48.8%	52.3%	51.1%
% of FP17s for Band 1 Urgent Courses	84	992	8.5%	10.0%	9.5%	9.0%
% of FP17s Relating to Free Repair or Replacements	6	992	0.6%	0.6%	0.7%	0.8%
% of FP17s Relating to Continuations	1	992	0.1%	0.7%	0.8%	0.9%
% of Patients satisfied with the dentistry they have received	0	0	N/A	93.6%	93.6%	93.3%
% of Patients satisfied with the time they had to wait for an appointment	0	0	N/A	88.9%	88.8%	88.9%

\* This is based on patients treated on this contract for their most recent course of treatment. Figures in italics indicate the base number of FP17s or Patient Questionnaire responses are less than 100. N/A is shown where the base number of responses is less than 10 during the period. % is calculated as Quantity/Base number\*100

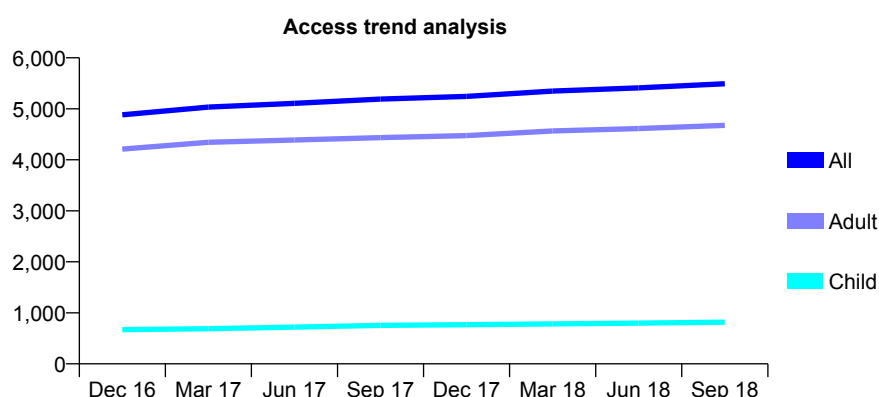
# Q67 - Vital Signs At a Glance Contract Report for 127094/0001 - September 2018

Name or company name	Bute House Dental Surgery
Contract type name	GDS Contract
Purpose of contract	General
Contract start date	01/08/2014
Contract end date	

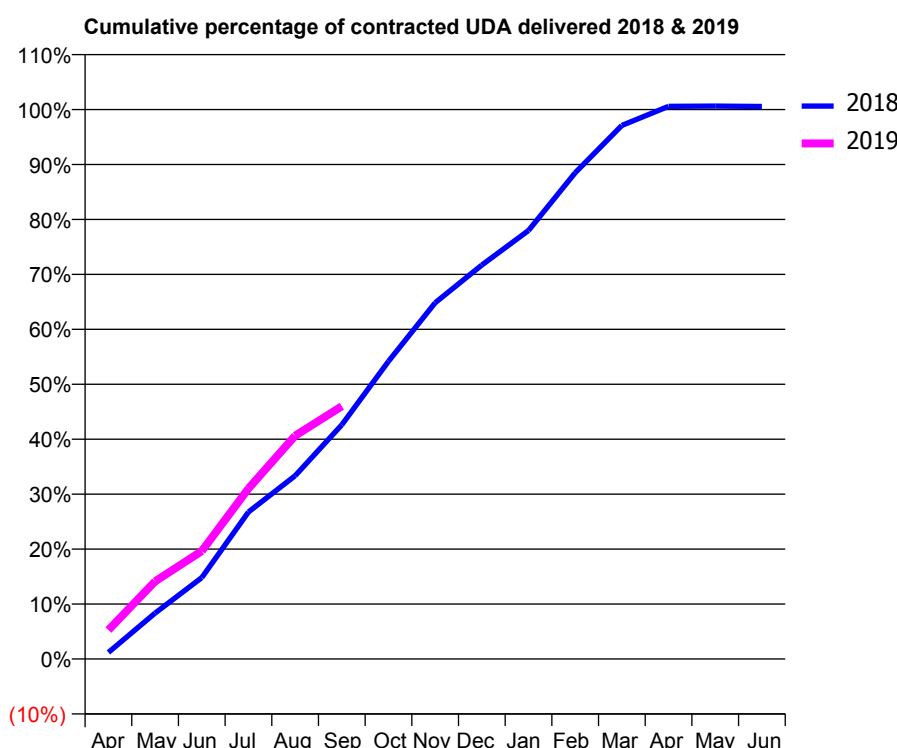
18/19 Contracted general activity (UDA)	15,312
Carry forward general activity (UDA)	0
18/19 Contracted orthodontic activity (UOA)	0
Carry forward orthodontic activity (UOA)	0
Baseline contract value	£344,199.21

## ACCESS\*

Patients seen in 24 months	Total	Change since previous quarter
Quarter ending September 2017	5,190	
Quarter ending December 2017	5,243	→
Quarter ending March 2018	5,349	↑
Quarter ending June 2018	5,411	→
Quarter ending September 2018	5,492	→
<b>Variance since September 2017</b>	<b>5.8%</b>	<b>↑</b>



## ACTIVITY



Adjusted Scheduled Activity (UDA)		
Month	2018	2019
April	183	807
May	1,278	2,165
June	2,267	3,009
July	4,096	4,750
August	5,109	6,223
September	6,528	7,042
October	8,297	
November	9,928	
December	10,978	
January	11,942	
February	13,550	
March	14,869	
April	15,399	
May	15,408	
June	15,395	

## QUALITY

	Quantity	Base Number	Contract	AT	Region	England
% of FP17s for the same patient ID Re-attending within 3 months - Children	25	630	4.0%	11.0%	11.1%	11.6%
% of FP17s for the same patient ID Re-attending within 3 months - Adults	497	3,687	13.5%	16.1%	15.3%	15.5%
% of FP17s for the same patient ID Re-attending between 3 & 9 months - Children	404	630	64.1%	55.6%	61.1%	58.8%
% of FP17s for the same patient ID Re-attending between 3 & 9 months - Adults	2,217	3,687	60.1%	48.8%	52.3%	51.1%
% of FP17s for Band 1 Urgent Courses	295	3,706	8.0%	10.0%	9.5%	9.0%
% of FP17s Relating to Free Repair or Replacements	19	3,706	0.5%	0.6%	0.7%	0.8%
% of FP17s Relating to Continuations	30	3,706	0.8%	0.7%	0.8%	0.9%
% of Patients satisfied with the dentistry they have received	8	10	80.0%	93.6%	93.6%	93.3%
% of Patients satisfied with the time they had to wait for an appointment	10	10	100.0%	88.9%	88.8%	88.9%

\* This is based on patients treated on this contract for their most recent course of treatment. Figures in italics indicate the base number of FP17s or Patient Questionnaire responses are less than 100. N/A is shown where the base number of responses is less than 10 during the period. % is calculated as Quantity/Base number\*100



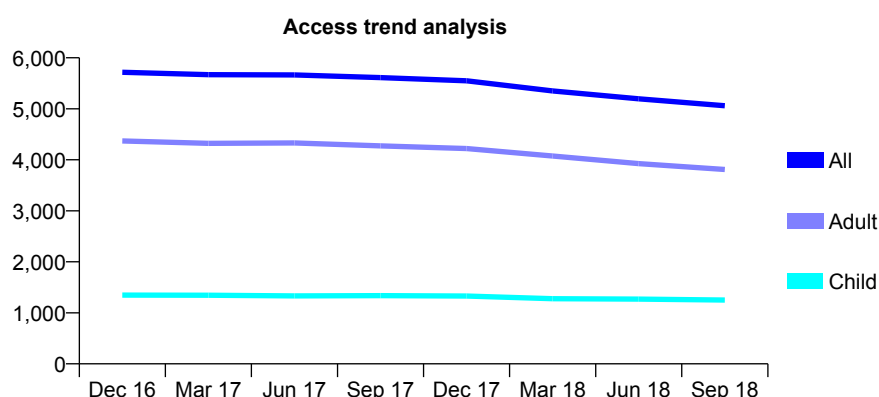
# Q67 - Vital Signs At a Glance Contract Report for 138851/0001 - September 2018

Name or company name	Longford Dental Centre
Contract type name	GDS Contract
Purpose of contract	General
Contract start date	01/07/2009
Contract end date	

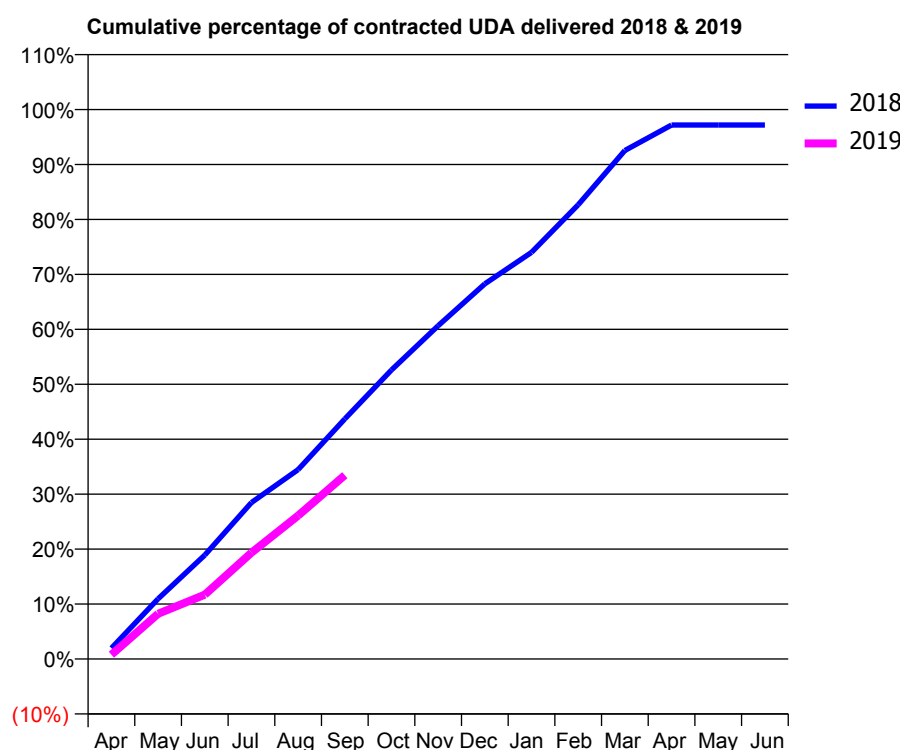
18/19 Contracted general activity (UDA)	14,628
Carry forward general activity (UDA)	414
18/19 Contracted orthodontic activity (UOA)	0
Carry forward orthodontic activity (UOA)	0
Baseline contract value	£405,228.45

## ACCESS\*

Patients seen in 24 months	Total	Change since previous quarter
Quarter ending September 2017	5,611	
Quarter ending December 2017	5,549	↓
Quarter ending March 2018	5,351	↓
Quarter ending June 2018	5,195	↓
Quarter ending September 2018	5,061	↓
<b>Variance since September 2017</b>	<b>(9.8%)</b>	<b>↓</b>



## ACTIVITY



Adjusted Scheduled Activity (UDA)		
Month	2018	2019
April	288	114
May	1,603	1,207
June	2,766	1,711
July	4,166	2,831
August	5,043	3,818
September	6,391	4,893
October	7,694	
November	8,873	
December	9,986	
January	10,823	
February	12,092	
March	13,539	
April	14,214	
May	14,214	
June	14,214	

## QUALITY

	Quantity	Base Number	Contract	AT	Region	England
% of FP17s for the same patient ID Re-attending within 3 months - Children	20	638	3.1%	11.0%	11.1%	11.6%
% of FP17s for the same patient ID Re-attending within 3 months - Adults	236	1,704	13.8%	16.1%	15.3%	15.5%
% of FP17s for the same patient ID Re-attending between 3 & 9 months - Children	225	638	35.3%	55.6%	61.1%	58.8%
% of FP17s for the same patient ID Re-attending between 3 & 9 months - Adults	435	1,704	25.5%	48.8%	52.3%	51.1%
% of FP17s for Band 1 Urgent Courses	150	2,150	7.0%	10.0%	9.5%	9.0%
% of FP17s Relating to Free Repair or Replacements	38	2,150	1.8%	0.6%	0.7%	0.8%
% of FP17s Relating to Continuations	43	2,150	2.0%	0.7%	0.8%	0.9%
% of Patients satisfied with the dentistry they have received	4	4	N/A	93.6%	93.6%	93.3%
% of Patients satisfied with the time they had to wait for an appointment	4	4	N/A	88.9%	88.8%	88.9%

\* This is based on patients treated on this contract for their most recent course of treatment. Figures in italics indicate the base number of FP17s or Patient Questionnaire responses are less than 100. N/A is shown where the base number of responses is less than 10 during the period. % is calculated as Quantity/Base number\*100

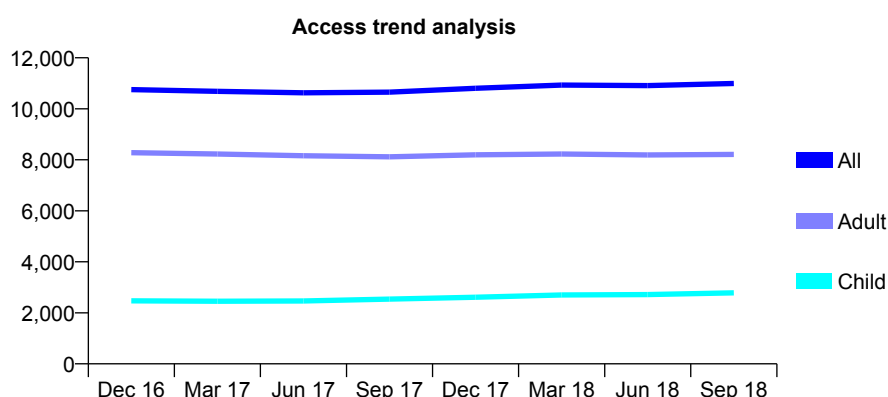
# Q67 - Vital Signs At a Glance Contract Report for 141836/0001 - September 2018

Name or company name	Senacre Lodge Dental Practice
Contract type name	GDS Contract
Purpose of contract	General
Contract start date	01/03/2013
Contract end date	

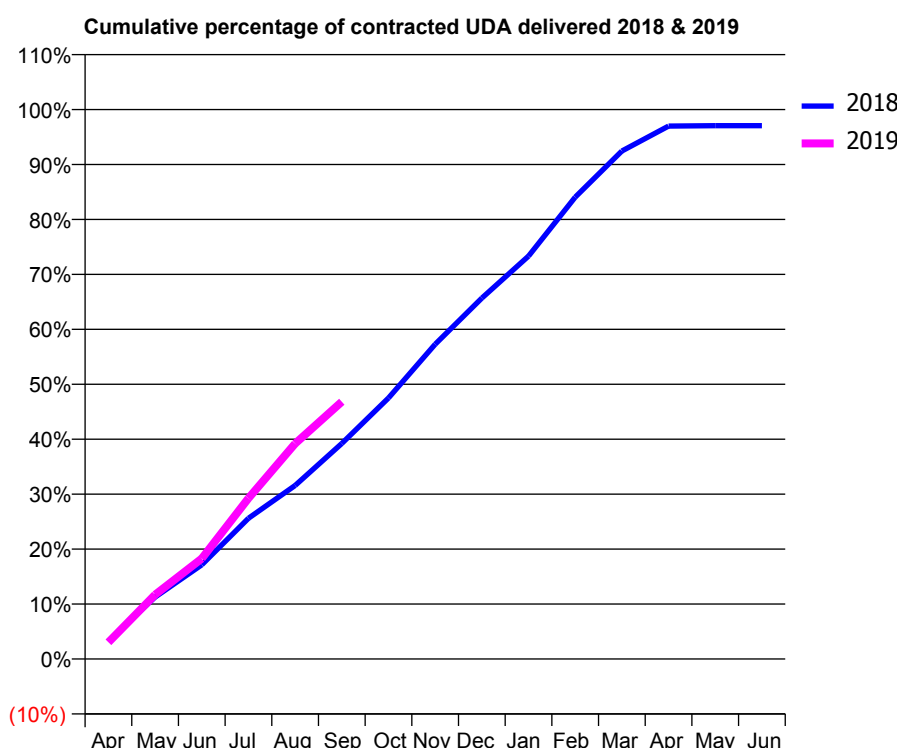
18/19 Contracted general activity (UDA)	27,844
Carry forward general activity (UDA)	820
18/19 Contracted orthodontic activity (UOA)	0
Carry forward orthodontic activity (UOA)	0
Baseline contract value	£688,557.86

## ACCESS\*

Patients seen in 24 months	Total	Change since previous quarter
Quarter ending September 2017	10,655	
Quarter ending December 2017	10,805	→
Quarter ending March 2018	10,929	→
Quarter ending June 2018	10,908	→
Quarter ending September 2018	10,994	→
<b>Variance since September 2017</b>	<b>3.2%</b>	<b>↑</b>



## ACTIVITY



Adjusted Scheduled Activity (UDA)		
Month	2018	2019
April	906	849
May	3,138	3,260
June	4,771	5,089
July	7,129	8,146
August	8,793	10,914
September	10,922	13,037
October	13,223	
November	15,950	
December	18,287	
January	20,416	
February	23,400	
March	25,741	
April	27,001	
May	27,025	
June	27,023	

## QUALITY

	Quantity	Base Number	Contract	AT	Region	England
% of FP17s for the same patient ID Re-attending within 3 months - Children	114	2,372	4.8%	11.0%	11.1%	11.6%
% of FP17s for the same patient ID Re-attending within 3 months - Adults	931	6,530	14.3%	16.1%	15.3%	15.5%
% of FP17s for the same patient ID Re-attending between 3 & 9 months - Children	1,639	2,372	69.1%	55.6%	61.1%	58.8%
% of FP17s for the same patient ID Re-attending between 3 & 9 months - Adults	3,591	6,530	55.0%	48.8%	52.3%	51.1%
% of FP17s for Band 1 Urgent Courses	883	8,289	10.7%	10.0%	9.5%	9.0%
% of FP17s Relating to Free Repair or Replacements	57	8,289	0.7%	0.6%	0.7%	0.8%
% of FP17s Relating to Continuations	45	8,289	0.5%	0.7%	0.8%	0.9%
% of Patients satisfied with the dentistry they have received	8	8	N/A	93.6%	93.6%	93.3%
% of Patients satisfied with the time they had to wait for an appointment	7	8	N/A	88.9%	88.8%	88.9%

\* This is based on patients treated on this contract for their most recent course of treatment. Figures in italics indicate the base number of FP17s or Patient Questionnaire responses are less than 100. N/A is shown where the base number of responses is less than 10 during the period. % is calculated as Quantity/Base number\*100

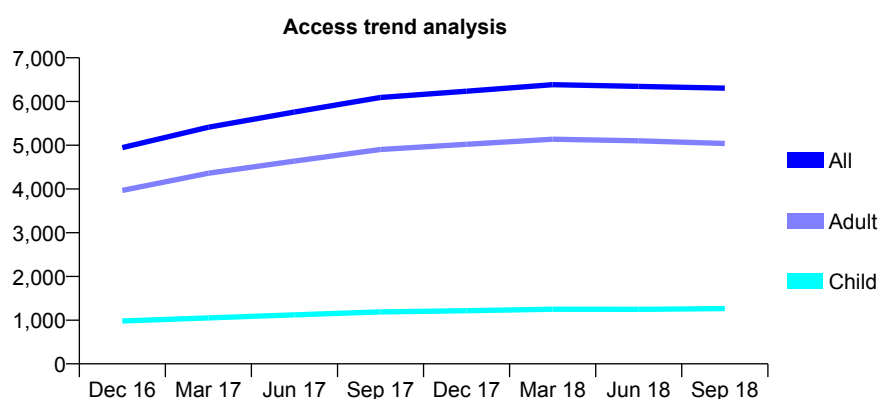
## Q67 - Vital Signs At a Glance Contract Report for 141984/0002 - September 2018

Name or company name	Bank House Dental Practice Partnership
Contract type name	GDS Contract
Purpose of contract	General
Contract start date	01/12/2015
Contract end date	

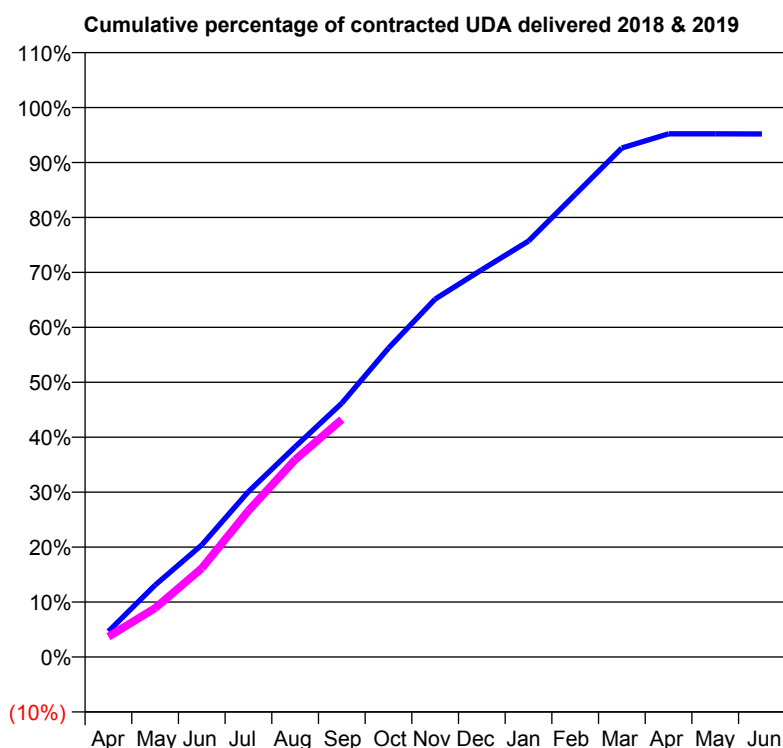
18/19 Contracted general activity (UDA)	17,369
Carry forward general activity (UDA)	0
18/19 Contracted orthodontic activity (UOA)	0
Carry forward orthodontic activity (UOA)	0
Baseline contract value	£538,050.19

### ACCESS\*

Patients seen in 24 months	Total	Change since previous quarter
Quarter ending September 2017	6,093	
Quarter ending December 2017	6,237	↑
Quarter ending March 2018	6,386	↑
Quarter ending June 2018	6,346	→
Quarter ending September 2018	6,305	→
<b>Variance since September 2017</b>	<b>3.5%</b>	<b>↑</b>



### ACTIVITY



Adjusted Scheduled Activity (UDA)		
Month	2018	2019
April	810	644
May	2,276	1,544
June	3,544	2,804
July	5,230	4,625
August	6,644	6,235
September	8,021	7,510
October	9,766	
November	11,317	
December	12,244	
January	13,150	
February	14,619	
March	16,089	
April	16,538	
May	16,539	
June	16,534	

### QUALITY

	Quantity	Base Number	Contract	AT	Region	England
% of FP17s for the same patient ID Re-attending within 3 months - Children	39	866	4.5%	11.0%	11.1%	11.6%
% of FP17s for the same patient ID Re-attending within 3 months - Adults	531	3,491	15.2%	16.1%	15.3%	15.5%
% of FP17s for the same patient ID Re-attending between 3 & 9 months - Children	459	866	53.0%	55.6%	61.1%	58.8%
% of FP17s for the same patient ID Re-attending between 3 & 9 months - Adults	1,725	3,491	49.4%	48.8%	52.3%	51.1%
% of FP17s for Band 1 Urgent Courses	471	4,119	11.4%	10.0%	9.5%	9.0%
% of FP17s Relating to Free Repair or Replacements	22	4,119	0.5%	0.6%	0.7%	0.8%
% of FP17s Relating to Continuations	78	4,119	1.9%	0.7%	0.8%	0.9%
% of Patients satisfied with the dentistry they have received	3	3	N/A	93.6%	93.6%	93.3%
% of Patients satisfied with the time they had to wait for an appointment	3	3	N/A	88.9%	88.8%	88.9%

\* This is based on patients treated on this contract for their most recent course of treatment. Figures in italics indicate the base number of FP17s or Patient Questionnaire responses are less than 100. N/A is shown where the base number of responses is less than 10 during the period. % is calculated as Quantity/Base number\*100

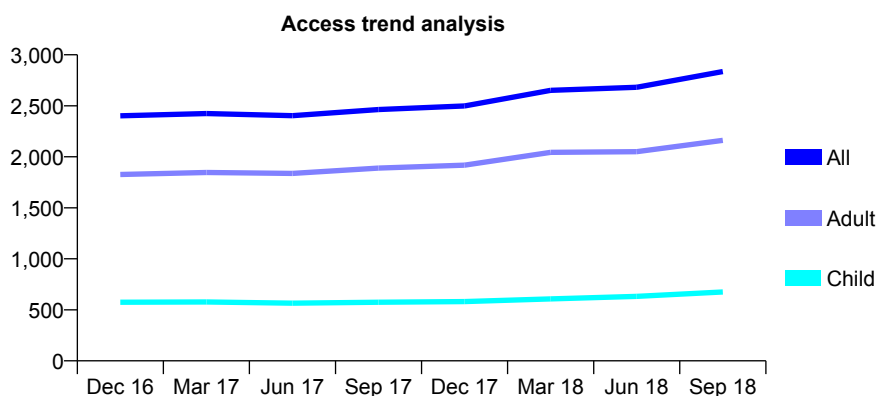
## Q67 - Vital Signs At a Glance Contract Report for 143715/0001 - September 2018

Name or company name	Dr G Biant Ltd
Contract type name	GDS Contract
Purpose of contract	General
Contract start date	01/11/2010
Contract end date	

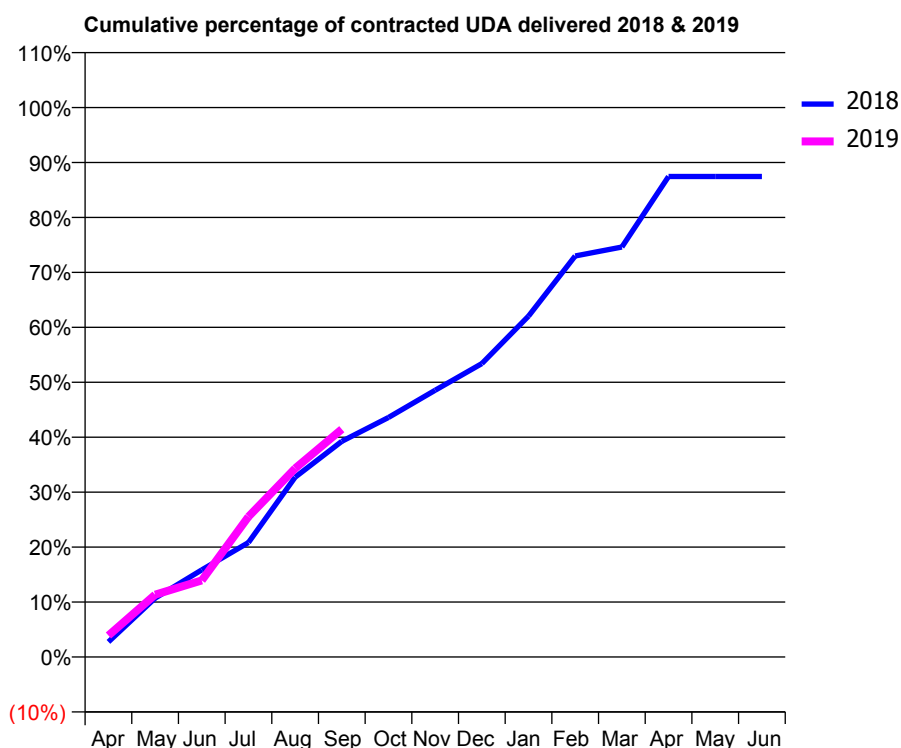
18/19 Contracted general activity (UDA)	7,515
Carry forward general activity (UDA)	0
18/19 Contracted orthodontic activity (UOA)	0
Carry forward orthodontic activity (UOA)	0
Baseline contract value	£216,471.62

### ACCESS\*

Patients seen in 24 months	Total	Change since previous quarter
Quarter ending September 2017	2,463	
Quarter ending December 2017	2,499	→
Quarter ending March 2018	2,651	↑
Quarter ending June 2018	2,682	→
Quarter ending September 2018	2,836	↑
<b>Variance since September 2017</b>	<b>15.1%</b>	<b>↑</b>



### ACTIVITY



Adjusted Scheduled Activity (UDA)		
Month	2018	2019
April	206	295
May	805	852
June	1,192	1,048
July	1,566	1,920
August	2,459	2,580
September	2,950	3,115
October	3,277	
November	3,648	
December	4,012	
January	4,662	
February	5,485	
March	5,607	
April	6,571	
May	6,571	
June	6,571	

### QUALITY

	Quantity	Base Number	Contract	AT	Region	England
% of FP17s for the same patient ID Re-attending within 3 months - Children	53	603	8.8%	11.0%	11.1%	11.6%
% of FP17s for the same patient ID Re-attending within 3 months - Adults	251	1,846	13.6%	16.1%	15.3%	15.5%
% of FP17s for the same patient ID Re-attending between 3 & 9 months - Children	300	603	49.8%	55.6%	61.1%	58.8%
% of FP17s for the same patient ID Re-attending between 3 & 9 months - Adults	880	1,846	47.7%	48.8%	52.3%	51.1%
% of FP17s for Band 1 Urgent Courses	170	1,678	10.1%	10.0%	9.5%	9.0%
% of FP17s Relating to Free Repair or Replacements	11	1,678	0.7%	0.6%	0.7%	0.8%
% of FP17s Relating to Continuations	2	1,678	0.1%	0.7%	0.8%	0.9%
% of Patients satisfied with the dentistry they have received	6	6	N/A	93.6%	93.6%	93.3%
% of Patients satisfied with the time they had to wait for an appointment	5	6	N/A	88.9%	88.8%	88.9%

\* This is based on patients treated on this contract for their most recent course of treatment. Figures in italics indicate the base number of FP17s or Patient Questionnaire responses are less than 100. N/A is shown where the base number of responses is less than 10 during the period. % is calculated as Quantity/Base number\*100

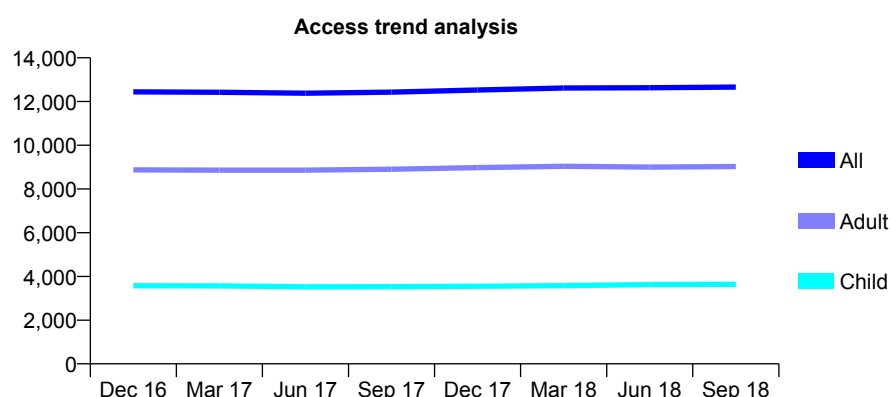
# Q67 - Vital Signs At a Glance Contract Report for 145580/0001 - September 2018

Name or company name	Oradent Kent Ltd
Contract type name	GDS Contract
Purpose of contract	General
Contract start date	01/04/2008
Contract end date	

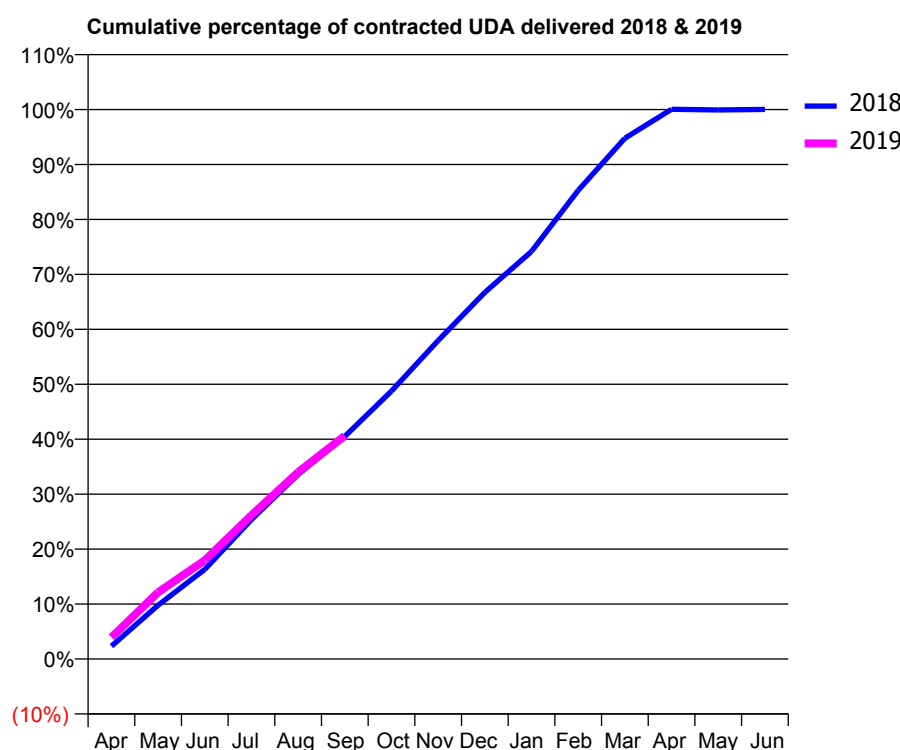
18/19 Contracted general activity (UDA)	39,556
Carry forward general activity (UDA)	0
18/19 Contracted orthodontic activity (UOA)	0
Carry forward orthodontic activity (UOA)	0
Baseline contract value	£913,165.62

## ACCESS\*

Patients seen in 24 months	Total	Change since previous quarter
Quarter ending September 2017	12,431	
Quarter ending December 2017	12,524	→
Quarter ending March 2018	12,616	→
Quarter ending June 2018	12,629	→
Quarter ending September 2018	12,663	→
<b>Variance since September 2017</b>	<b>1.9%</b>	<b>→</b>



## ACTIVITY



Adjusted Scheduled Activity (UDA)		
Month	2018	2019
April	834	1,562
May	3,478	4,803
June	5,798	7,109
July	9,019	10,357
August	11,950	13,452
September	14,407	16,077
October	17,340	
November	20,608	
December	23,727	
January	26,372	
February	30,321	
March	33,696	
April	35,571	
May	35,528	
June	35,561	

## QUALITY

	Quantity	Base Number	Contract	AT	Region	England
% of FP17s for the same patient ID Re-attending within 3 months - Children	234	2,927	8.0%	11.0%	11.1%	11.6%
% of FP17s for the same patient ID Re-attending within 3 months - Adults	816	6,266	13.0%	16.1%	15.3%	15.5%
% of FP17s for the same patient ID Re-attending between 3 & 9 months - Children	1,786	2,927	61.0%	55.6%	61.1%	58.8%
% of FP17s for the same patient ID Re-attending between 3 & 9 months - Adults	3,312	6,266	52.9%	48.8%	52.3%	51.1%
% of FP17s for Band 1 Urgent Courses	639	8,474	7.5%	10.0%	9.5%	9.0%
% of FP17s Relating to Free Repair or Replacements	60	8,474	0.7%	0.6%	0.7%	0.8%
% of FP17s Relating to Continuations	28	8,474	0.3%	0.7%	0.8%	0.9%
% of Patients satisfied with the dentistry they have received	11	11	100.0%	93.6%	93.6%	93.3%
% of Patients satisfied with the time they had to wait for an appointment	11	11	100.0%	88.9%	88.8%	88.9%

\* This is based on patients treated on this contract for their most recent course of treatment. Figures in italics indicate the base number of FP17s or Patient Questionnaire responses are less than 100. N/A is shown where the base number of responses is less than 10 during the period. % is calculated as Quantity/Base number\*100

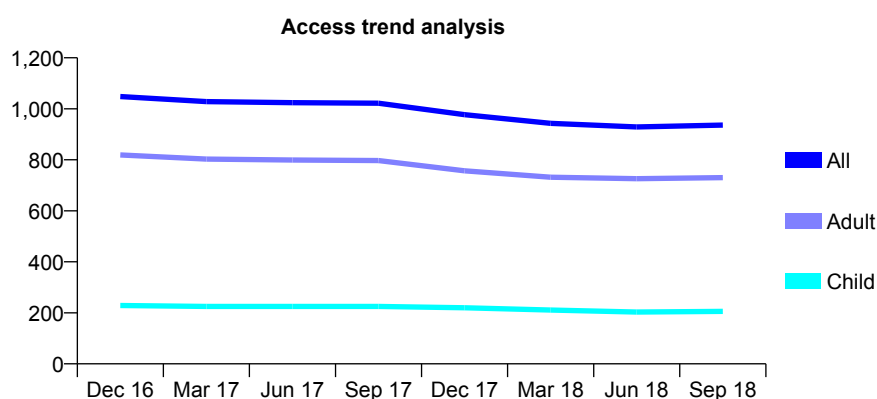
## Q67 - Vital Signs At a Glance Contract Report for 145580/0002 - September 2018

Name or company name	Oradent Kent Ltd
Contract type name	GDS Contract
Purpose of contract	General
Contract start date	01/04/2008
Contract end date	

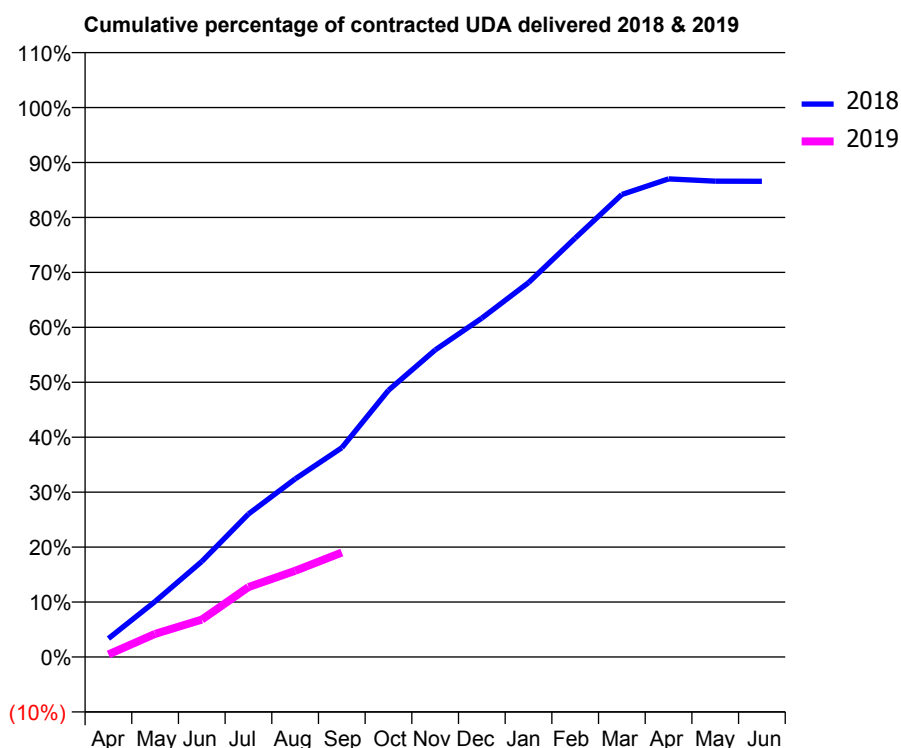
18/19 Contracted general activity (UDA)	6,354
Carry forward general activity (UDA)	104
18/19 Contracted orthodontic activity (UOA)	0
Carry forward orthodontic activity (UOA)	0
Baseline contract value	£158,916.49

### ACCESS\*

Patients seen in 24 months	Total	Change since previous quarter
Quarter ending September 2017	1,022	
Quarter ending December 2017	977	↓
Quarter ending March 2018	943	↓
Quarter ending June 2018	929	↓
Quarter ending September 2018	936	→
<b>Variance since September 2017</b>	<b>(8.4%)</b>	<b>↓</b>



### ACTIVITY



Adjusted Scheduled Activity (UDA)		
Month	2018	2019
April	126	30
May	380	268
June	652	433
July	977	809
August	1,216	997
September	1,430	1,209
October	1,823	
November	2,098	
December	2,316	
January	2,557	
February	2,861	
March	3,160	
April	3,266	
May	3,251	
June	3,250	

### QUALITY

	Quantity	Base Number	Contract	AT	Region	England
% of FP17s for the same patient ID Re-attending within 3 months - Children	6	119	5.0%	11.0%	11.1%	11.6%
% of FP17s for the same patient ID Re-attending within 3 months - Adults	33	397	8.3%	16.1%	15.3%	15.5%
% of FP17s for the same patient ID Re-attending between 3 & 9 months - Children	38	119	31.9%	55.6%	61.1%	58.8%
% of FP17s for the same patient ID Re-attending between 3 & 9 months - Adults	152	397	38.3%	48.8%	52.3%	51.1%
% of FP17s for Band 1 Urgent Courses	28	485	5.8%	10.0%	9.5%	9.0%
% of FP17s Relating to Free Repair or Replacements	2	485	0.4%	0.6%	0.7%	0.8%
% of FP17s Relating to Continuations	1	485	0.2%	0.7%	0.8%	0.9%
% of Patients satisfied with the dentistry they have received	5	5	N/A	93.6%	93.6%	93.3%
% of Patients satisfied with the time they had to wait for an appointment	5	5	N/A	88.9%	88.8%	88.9%

\* This is based on patients treated on this contract for their most recent course of treatment. Figures in italics indicate the base number of FP17s or Patient Questionnaire responses are less than 100. N/A is shown where the base number of responses is less than 10 during the period. % is calculated as Quantity/Base number\*100

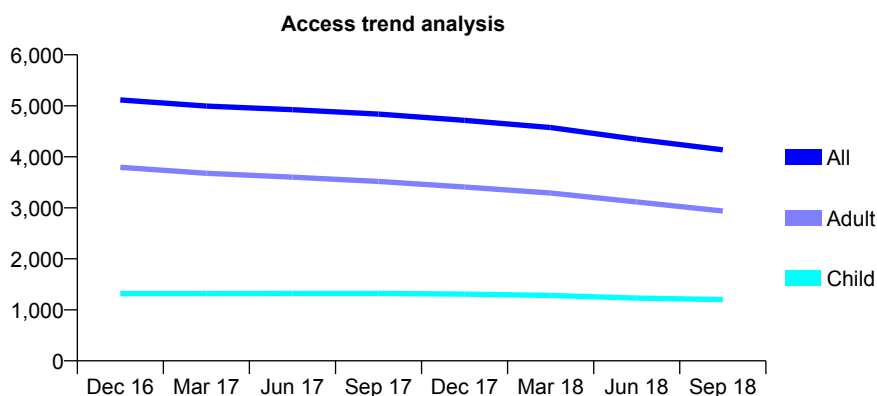
## Q67 - Vital Signs At a Glance Contract Report for 146633/0001 - September 2018

Name or company name	South England Dental Practice Partnership
Contract type name	GDS Contract
Purpose of contract	General
Contract start date	01/09/2013
Contract end date	

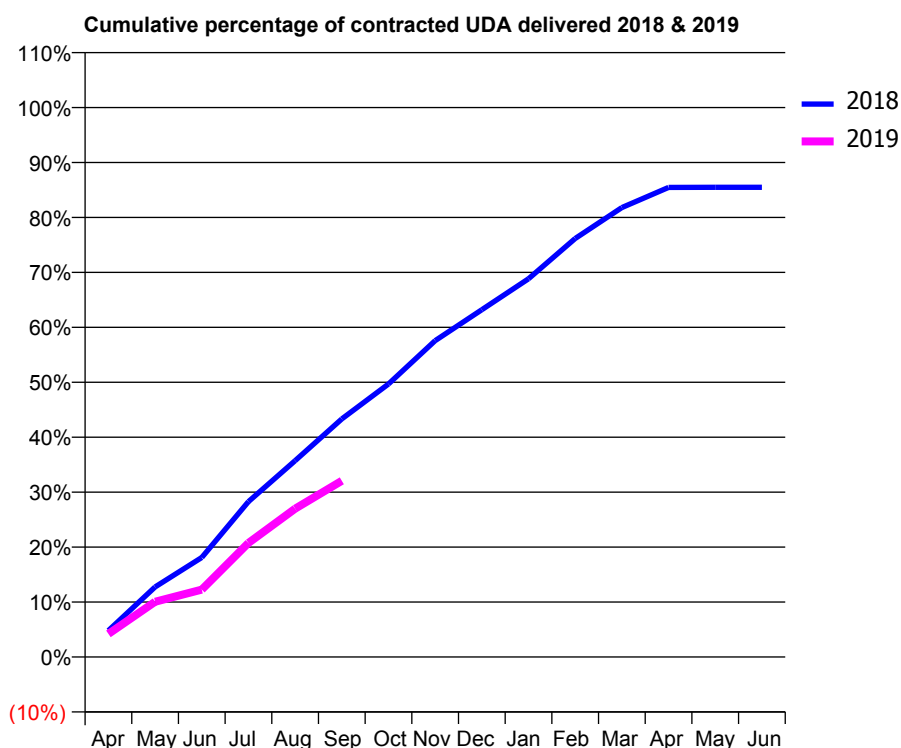
18/19 Contracted general activity (UDA)	12,500
Carry forward general activity (UDA)	0
18/19 Contracted orthodontic activity (UOA)	0
Carry forward orthodontic activity (UOA)	0
Baseline contract value	£360,668.32

### ACCESS\*

Patients seen in 24 months	Total	Change since previous quarter
Quarter ending September 2017	4,839	
Quarter ending December 2017	4,716	↓
Quarter ending March 2018	4,573	↓
Quarter ending June 2018	4,344	↓
Quarter ending September 2018	4,137	↓
<b>Variance since September 2017</b>	<b>(14.5%)</b>	↓



### ACTIVITY



Adjusted Scheduled Activity (UDA)		
Month	2018	2019
April	601	527
May	1,593	1,259
June	2,265	1,534
July	3,537	2,596
August	4,466	3,375
September	5,416	4,009
October	6,210	
November	7,196	
December	7,901	
January	8,604	
February	9,520	
March	10,225	
April	10,683	
May	10,686	
June	10,686	

### QUALITY

	Quantity	Base Number	Contract	AT	Region	England
% of FP17s for the same patient ID Re-attending within 3 months - Children	19	602	3.2%	11.0%	11.1%	11.6%
% of FP17s for the same patient ID Re-attending within 3 months - Adults	164	1,398	11.7%	16.1%	15.3%	15.5%
% of FP17s for the same patient ID Re-attending between 3 & 9 months - Children	297	602	49.3%	55.6%	61.1%	58.8%
% of FP17s for the same patient ID Re-attending between 3 & 9 months - Adults	560	1,398	40.1%	48.8%	52.3%	51.1%
% of FP17s for Band 1 Urgent Courses	144	1,852	7.8%	10.0%	9.5%	9.0%
% of FP17s Relating to Free Repair or Replacements	11	1,852	0.6%	0.6%	0.7%	0.8%
% of FP17s Relating to Continuations	27	1,852	1.5%	0.7%	0.8%	0.9%
% of Patients satisfied with the dentistry they have received	4	4	N/A	93.6%	93.6%	93.3%
% of Patients satisfied with the time they had to wait for an appointment	4	4	N/A	88.9%	88.8%	88.9%

\* This is based on patients treated on this contract for their most recent course of treatment. Figures in italics indicate the base number of FP17s or Patient Questionnaire responses are less than 100. N/A is shown where the base number of responses is less than 10 during the period. % is calculated as Quantity/Base number\*100



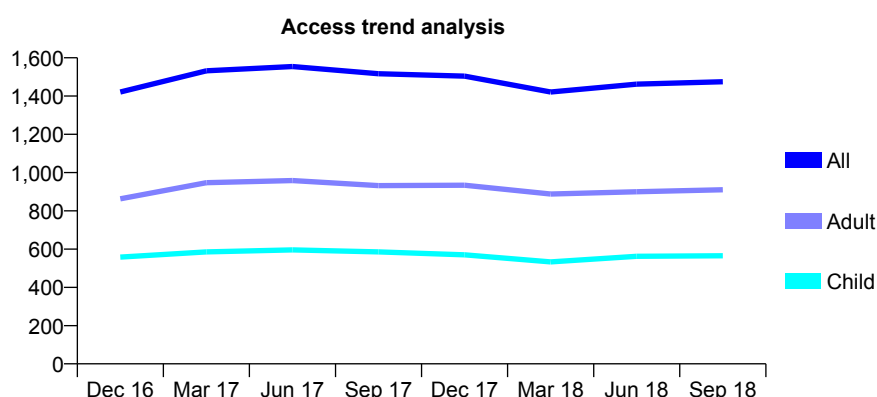
# Q67 - Vital Signs At a Glance Contract Report for 146749/0001 - September 2018

Name or company name	Patiali Limited
Contract type name	GDS Contract
Purpose of contract	General
Contract start date	01/05/2011
Contract end date	

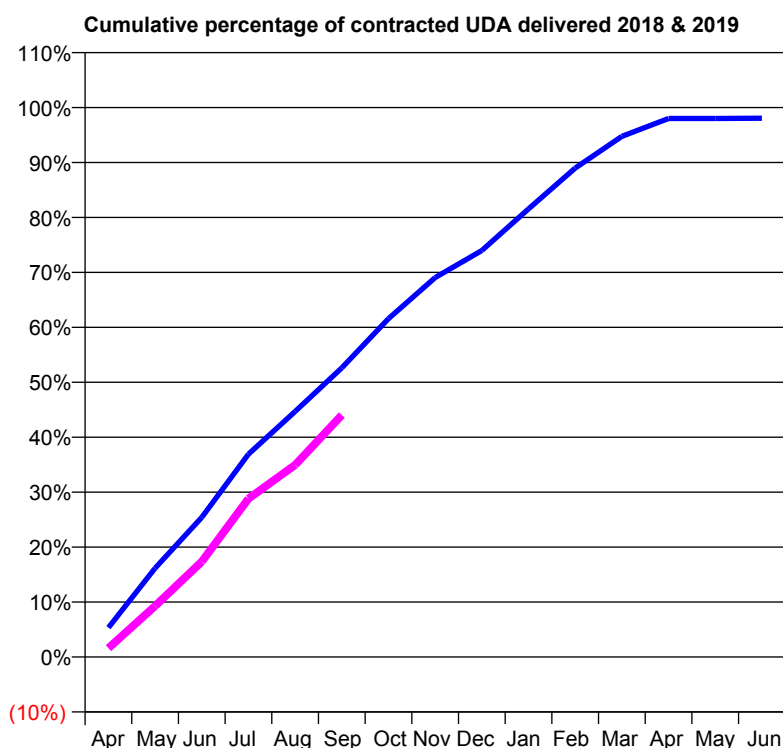
18/19 Contracted general activity (UDA)	4,395
Carry forward general activity (UDA)	86
18/19 Contracted orthodontic activity (UOA)	0
Carry forward orthodontic activity (UOA)	0
Baseline contract value	£110,216.39

## ACCESS\*

Patients seen in 24 months	Total	Change since previous quarter
Quarter ending September 2017	1,517	
Quarter ending December 2017	1,504	→
Quarter ending March 2018	1,421	↓
Quarter ending June 2018	1,462	↑
Quarter ending September 2018	1,475	→
<b>Variance since September 2017</b>	<b>(2.8%)</b>	<b>↓</b>



## ACTIVITY



Adjusted Scheduled Activity (UDA)		
Month	2018	2019
April	235	71
May	711	408
June	1,117	764
July	1,622	1,267
August	1,964	1,537
September	2,313	1,936
October	2,707	
November	3,035	
December	3,251	
January	3,585	
February	3,911	
March	4,165	
April	4,307	
May	4,307	
June	4,309	

## QUALITY

	Quantity	Base Number	Contract	AT	Region	England
% of FP17s for the same patient ID Re-attending within 3 months - Children	36	404	8.9%	11.0%	11.1%	11.6%
% of FP17s for the same patient ID Re-attending within 3 months - Adults	99	611	16.2%	16.1%	15.3%	15.5%
% of FP17s for the same patient ID Re-attending between 3 & 9 months - Children	202	404	50.0%	55.6%	61.1%	58.8%
% of FP17s for the same patient ID Re-attending between 3 & 9 months - Adults	267	611	43.7%	48.8%	52.3%	51.1%
% of FP17s for Band 1 Urgent Courses	118	948	12.4%	10.0%	9.5%	9.0%
% of FP17s Relating to Free Repair or Replacements	7	948	0.7%	0.6%	0.7%	0.8%
% of FP17s Relating to Continuations	0	948	0.0%	0.7%	0.8%	0.9%
% of Patients satisfied with the dentistry they have received	0	0	N/A	93.6%	93.6%	93.3%
% of Patients satisfied with the time they had to wait for an appointment	0	0	N/A	88.9%	88.8%	88.9%

\* This is based on patients treated on this contract for their most recent course of treatment. Figures in italics indicate the base number of FP17s or Patient Questionnaire responses are less than 100. N/A is shown where the base number of responses is less than 10 during the period. % is calculated as Quantity/Base number\*100

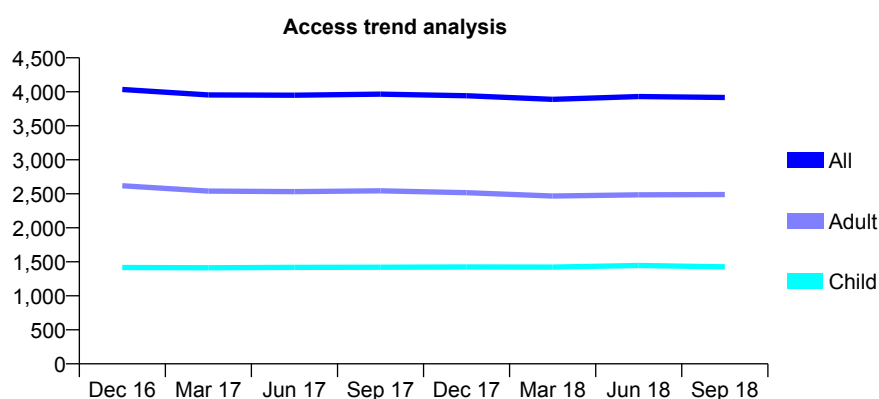
## Q67 - Vital Signs At a Glance Contract Report for 146749/0002 - September 2018

Name or company name	Patiali Limited
Contract type name	GDS Contract
Purpose of contract	General
Contract start date	01/05/2011
Contract end date	

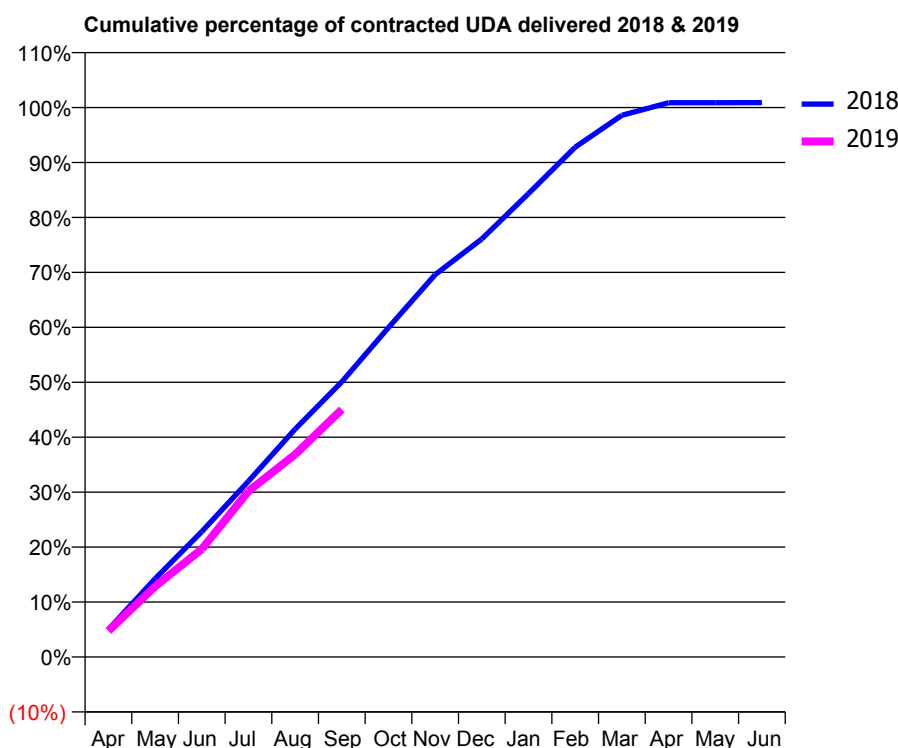
18/19 Contracted general activity (UDA)	9,536
Carry forward general activity (UDA)	0
18/19 Contracted orthodontic activity (UOA)	0
Carry forward orthodontic activity (UOA)	0
Baseline contract value	£249,828.38

### ACCESS\*

Patients seen in 24 months	Total	Change since previous quarter
Quarter ending September 2017	3,965	
Quarter ending December 2017	3,942	→
Quarter ending March 2018	3,890	↓
Quarter ending June 2018	3,931	→
Quarter ending September 2018	3,916	→
<b>Variance since September 2017</b>	<b>(1.2%)</b>	<b>↓</b>



### ACTIVITY



Adjusted Scheduled Activity (UDA)		
Month	2018	2019
April	480	452
May	1,360	1,225
June	2,176	1,872
July	3,052	2,878
August	3,955	3,517
September	4,775	4,296
October	5,717	
November	6,636	
December	7,255	
January	8,042	
February	8,847	
March	9,401	
April	9,620	
May	9,620	
June	9,622	

### QUALITY

	Quantity	Base Number	Contract	AT	Region	England
% of FP17s for the same patient ID Re-attending within 3 months - Children	90	1,110	8.1%	11.0%	11.1%	11.6%
% of FP17s for the same patient ID Re-attending within 3 months - Adults	226	1,700	13.3%	16.1%	15.3%	15.5%
% of FP17s for the same patient ID Re-attending between 3 & 9 months - Children	653	1,110	58.8%	55.6%	61.1%	58.8%
% of FP17s for the same patient ID Re-attending between 3 & 9 months - Adults	871	1,700	51.2%	48.8%	52.3%	51.1%
% of FP17s for Band 1 Urgent Courses	210	2,173	9.7%	10.0%	9.5%	9.0%
% of FP17s Relating to Free Repair or Replacements	25	2,173	1.2%	0.6%	0.7%	0.8%
% of FP17s Relating to Continuations	3	2,173	0.1%	0.7%	0.8%	0.9%
% of Patients satisfied with the dentistry they have received	4	4	N/A	93.6%	93.6%	93.3%
% of Patients satisfied with the time they had to wait for an appointment	4	4	N/A	88.9%	88.8%	88.9%

\* This is based on patients treated on this contract for their most recent course of treatment. Figures in italics indicate the base number of FP17s or Patient Questionnaire responses are less than 100. N/A is shown where the base number of responses is less than 10 during the period. % is calculated as Quantity/Base number\*100

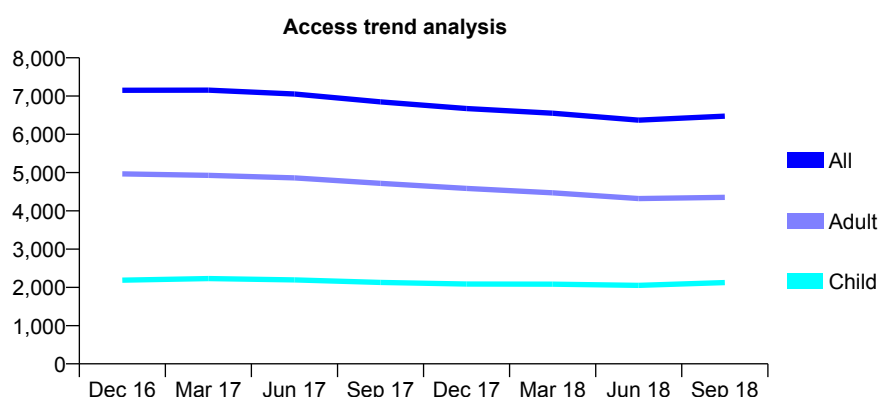
# Q67 - Vital Signs At a Glance Contract Report for 148628/0001 - September 2018

Name or company name	Gravesend Dental Surgery
Contract type name	GDS Contract
Purpose of contract	General
Contract start date	15/02/2014
Contract end date	

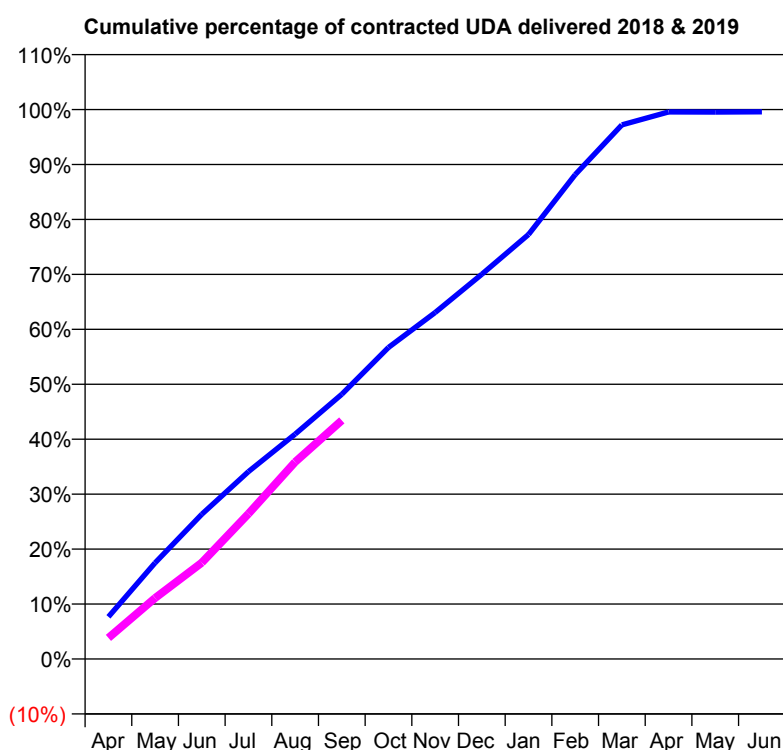
18/19 Contracted general activity (UDA)	18,214
Carry forward general activity (UDA)	75
18/19 Contracted orthodontic activity (UOA)	0
Carry forward orthodontic activity (UOA)	0
Baseline contract value	£514,513.15

## ACCESS\*

Patients seen in 24 months	Total	Change since previous quarter
Quarter ending September 2017	6,847	
Quarter ending December 2017	6,672	↓
Quarter ending March 2018	6,553	↓
Quarter ending June 2018	6,371	↓
Quarter ending September 2018	6,476	→
<b>Variance since September 2017</b>	<b>(5.4%)</b>	<b>↓</b>



## ACTIVITY



Adjusted Scheduled Activity (UDA)		
Month	2018	2019
April	1,399	701
May	3,188	2,024
June	4,798	3,192
July	6,212	4,813
August	7,452	6,528
September	8,774	7,910
October	10,326	
November	11,487	
December	12,756	
January	14,073	
February	16,056	
March	17,706	
April	18,132	
May	18,127	
June	18,139	

## QUALITY

	Quantity	Base Number	Contract	AT	Region	England
% of FP17s for the same patient ID Re-attending within 3 months - Children	94	1,487	6.3%	11.0%	11.1%	11.6%
% of FP17s for the same patient ID Re-attending within 3 months - Adults	256	2,572	10.0%	16.1%	15.3%	15.5%
% of FP17s for the same patient ID Re-attending between 3 & 9 months - Children	778	1,487	52.3%	55.6%	61.1%	58.8%
% of FP17s for the same patient ID Re-attending between 3 & 9 months - Adults	1,338	2,572	52.0%	48.8%	52.3%	51.1%
% of FP17s for Band 1 Urgent Courses	283	3,849	7.4%	10.0%	9.5%	9.0%
% of FP17s Relating to Free Repair or Replacements	32	3,849	0.8%	0.6%	0.7%	0.8%
% of FP17s Relating to Continuations	5	3,849	0.1%	0.7%	0.8%	0.9%
% of Patients satisfied with the dentistry they have received	6	7	N/A	93.6%	93.6%	93.3%
% of Patients satisfied with the time they had to wait for an appointment	5	7	N/A	88.9%	88.8%	88.9%

\* This is based on patients treated on this contract for their most recent course of treatment. Figures in italics indicate the base number of FP17s or Patient Questionnaire responses are less than 100. N/A is shown where the base number of responses is less than 10 during the period. % is calculated as Quantity/Base number\*100

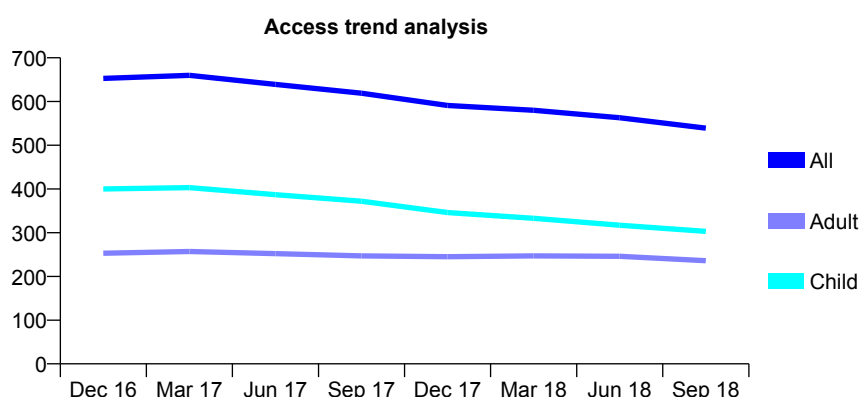
# Q67 - Vital Signs At a Glance Contract Report for 149446/0001 - September 2018

Name or company name	Calverley Dental Practice
Contract type name	GDS Contract
Purpose of contract	General
Contract start date	01/08/2012
Contract end date	

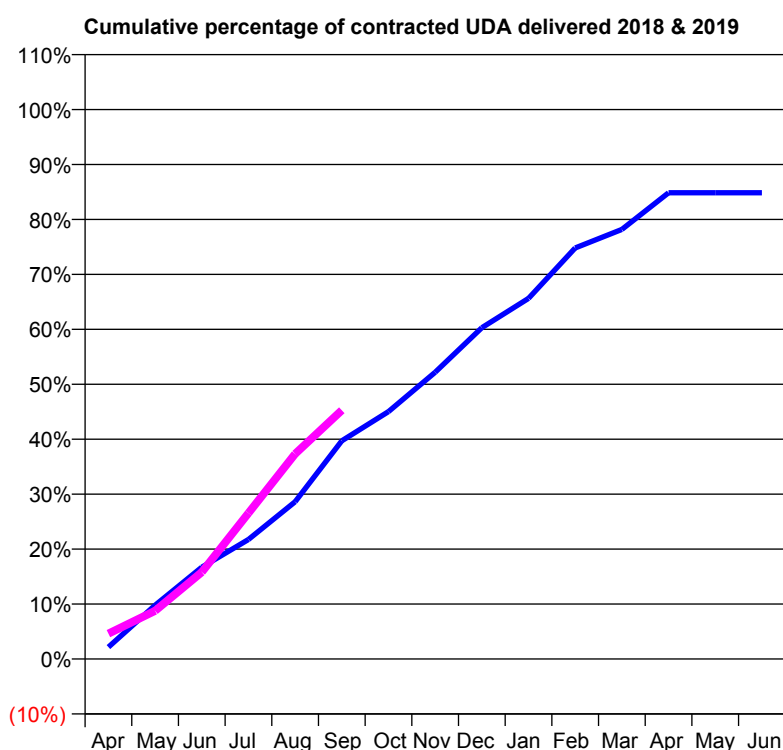
18/19 Contracted general activity (UDA)	1,200
Carry forward general activity (UDA)	0
18/19 Contracted orthodontic activity (UOA)	0
Carry forward orthodontic activity (UOA)	0
Baseline contract value	£29,675.10

## ACCESS\*

Patients seen in 24 months	Total	Change since previous quarter
Quarter ending September 2017	619	
Quarter ending December 2017	591	↓
Quarter ending March 2018	580	↓
Quarter ending June 2018	563	↓
Quarter ending September 2018	539	↓
<b>Variance since September 2017</b>	<b>(12.9%)</b>	<b>↓</b>



## ACTIVITY



Adjusted Scheduled Activity (UDA)		
Month	2018	2019
April	26	55
May	117	105
June	201	190
July	261	319
August	344	448
September	477	543
October	540	
November	626	
December	724	
January	788	
February	898	
March	938	
April	1,018	
May	1,018	
June	1,018	

## QUALITY

	Quantity	Base Number	Contract	AT	Region	England
% of FP17s for the same patient ID Re-attending within 3 months - Children	7	182	3.8%	11.0%	11.1%	11.6%
% of FP17s for the same patient ID Re-attending within 3 months - Adults	10	125	8.0%	16.1%	15.3%	15.5%
% of FP17s for the same patient ID Re-attending between 3 & 9 months - Children	46	182	25.3%	55.6%	61.1%	58.8%
% of FP17s for the same patient ID Re-attending between 3 & 9 months - Adults	37	125	29.6%	48.8%	52.3%	51.1%
% of FP17s for Band 1 Urgent Courses	6	283	2.1%	10.0%	9.5%	9.0%
% of FP17s Relating to Free Repair or Replacements	2	283	0.7%	0.6%	0.7%	0.8%
% of FP17s Relating to Continuations	2	283	0.7%	0.7%	0.8%	0.9%
% of Patients satisfied with the dentistry they have received	1	1	N/A	93.6%	93.6%	93.3%
% of Patients satisfied with the time they had to wait for an appointment	1	1	N/A	88.9%	88.8%	88.9%

\* This is based on patients treated on this contract for their most recent course of treatment. Figures in italics indicate the base number of FP17s or Patient Questionnaire responses are less than 100. N/A is shown where the base number of responses is less than 10 during the period. % is calculated as Quantity/Base number\*100

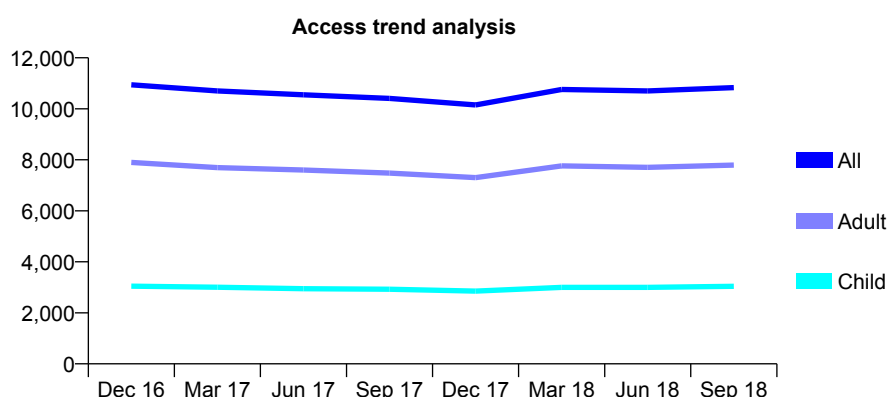
# Q67 - Vital Signs At a Glance Contract Report for 152226/0001 - September 2018

Name or company name	Dentapol(Kent)Ltd
Contract type name	GDS Contract
Purpose of contract	General
Contract start date	02/02/2010
Contract end date	

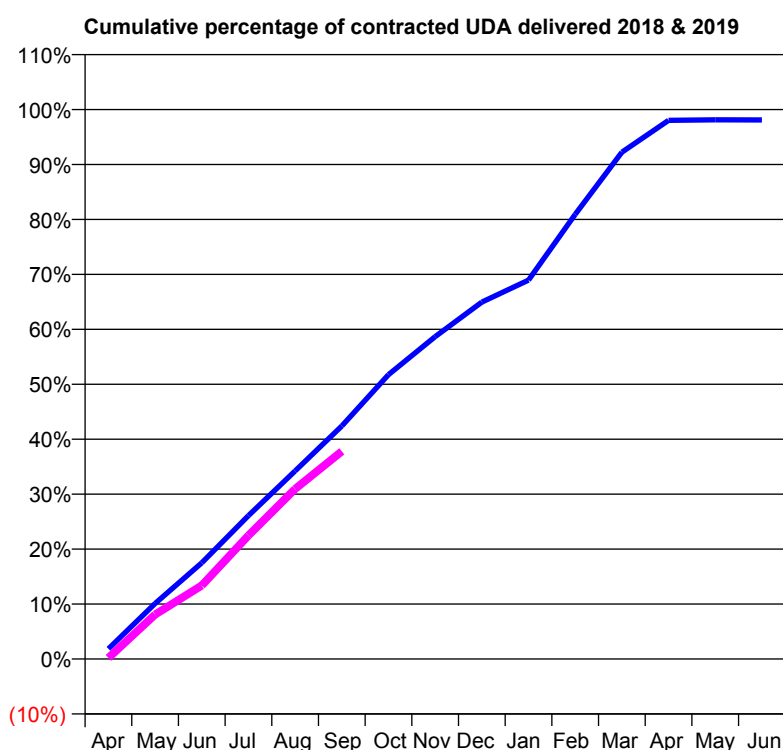
18/19 Contracted general activity (UDA)	32,000
Carry forward general activity (UDA)	605
18/19 Contracted orthodontic activity (UOA)	0
Carry forward orthodontic activity (UOA)	0
Baseline contract value	£704,915.19

## ACCESS\*

Patients seen in 24 months	Total	Change since previous quarter
Quarter ending September 2017	10,407	
Quarter ending December 2017	10,154	↓
Quarter ending March 2018	10,759	↑
Quarter ending June 2018	10,702	→
Quarter ending September 2018	10,830	→
<b>Variance since September 2017</b>	<b>4.1%</b>	<b>↑</b>



## ACTIVITY



Adjusted Scheduled Activity (UDA)		
Month	2018	2019
April	595	69
May	3,238	2,592
June	5,605	4,284
July	8,355	7,191
August	10,953	9,906
September	13,573	12,096
October	16,561	
November	18,770	
December	20,787	
January	22,066	
February	25,890	
March	29,509	
April	31,371	
May	31,398	
June	31,395	

## QUALITY

	Quantity	Base Number	Contract	AT	Region	England
% of FP17s for the same patient ID Re-attending within 3 months - Children	157	1,987	7.9%	11.0%	11.1%	11.6%
% of FP17s for the same patient ID Re-attending within 3 months - Adults	923	5,119	18.0%	16.1%	15.3%	15.5%
% of FP17s for the same patient ID Re-attending between 3 & 9 months - Children	1,060	1,987	53.3%	55.6%	61.1%	58.8%
% of FP17s for the same patient ID Re-attending between 3 & 9 months - Adults	2,359	5,119	46.1%	48.8%	52.3%	51.1%
% of FP17s for Band 1 Urgent Courses	1,153	6,382	18.1%	10.0%	9.5%	9.0%
% of FP17s Relating to Free Repair or Replacements	61	6,382	1.0%	0.6%	0.7%	0.8%
% of FP17s Relating to Continuations	18	6,382	0.3%	0.7%	0.8%	0.9%
% of Patients satisfied with the dentistry they have received	6	9	N/A	93.6%	93.6%	93.3%
% of Patients satisfied with the time they had to wait for an appointment	5	9	N/A	88.9%	88.8%	88.9%

\* This is based on patients treated on this contract for their most recent course of treatment. Figures in italics indicate the base number of FP17s or Patient Questionnaire responses are less than 100. N/A is shown where the base number of responses is less than 10 during the period. % is calculated as Quantity/Base number\*100

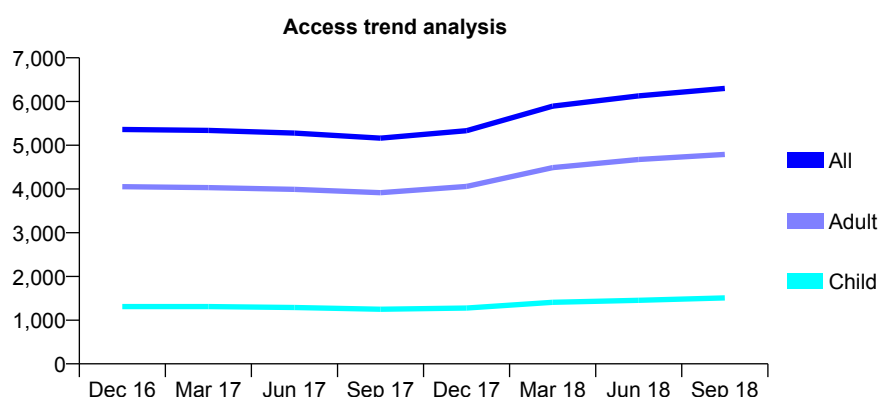
# Q67 - Vital Signs At a Glance Contract Report for 152226/0002 - September 2018

Name or company name	Dentapol(Kent)Ltd
Contract type name	GDS Contract
Purpose of contract	General
Contract start date	04/01/2010
Contract end date	

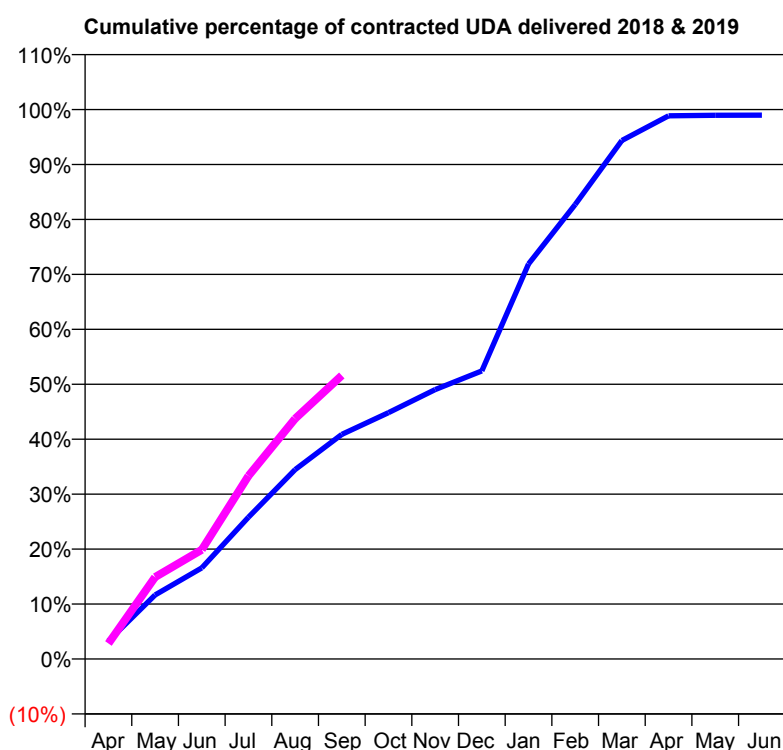
18/19 Contracted general activity (UDA)	16,000
Carry forward general activity (UDA)	0
18/19 Contracted orthodontic activity (UOA)	0
Carry forward orthodontic activity (UOA)	0
Baseline contract value	£358,490.84

## ACCESS\*

Patients seen in 24 months	Total	Change since previous quarter
Quarter ending September 2017	5,163	
Quarter ending December 2017	5,334	↑
Quarter ending March 2018	5,895	↑
Quarter ending June 2018	6,128	↑
Quarter ending September 2018	6,299	↑
<b>Variance since September 2017</b>	<b>22.0%</b>	<b>↑</b>



## ACTIVITY



Adjusted Scheduled Activity (UDA)		
Month	2018	2019
April	527	451
May	1,865	2,385
June	2,653	3,182
July	4,130	5,334
August	5,514	7,000
September	6,540	8,257
October	7,174	
November	7,845	
December	8,390	
January	11,503	
February	13,234	
March	15,100	
April	15,818	
May	15,834	
June	15,835	

## QUALITY

	Quantity	Base Number	Contract	AT	Region	England
% of FP17s for the same patient ID Re-attending within 3 months - Children	78	1,206	6.5%	11.0%	11.1%	11.6%
% of FP17s for the same patient ID Re-attending within 3 months - Adults	508	3,726	13.6%	16.1%	15.3%	15.5%
% of FP17s for the same patient ID Re-attending between 3 & 9 months - Children	722	1,206	59.9%	55.6%	61.1%	58.8%
% of FP17s for the same patient ID Re-attending between 3 & 9 months - Adults	1,842	3,726	49.4%	48.8%	52.3%	51.1%
% of FP17s for Band 1 Urgent Courses	605	4,598	13.2%	10.0%	9.5%	9.0%
% of FP17s Relating to Free Repair or Replacements	33	4,598	0.7%	0.6%	0.7%	0.8%
% of FP17s Relating to Continuations	23	4,598	0.5%	0.7%	0.8%	0.9%
% of Patients satisfied with the dentistry they have received	3	3	N/A	93.6%	93.6%	93.3%
% of Patients satisfied with the time they had to wait for an appointment	3	3	N/A	88.9%	88.8%	88.9%

\* This is based on patients treated on this contract for their most recent course of treatment. Figures in italics indicate the base number of FP17s or Patient Questionnaire responses are less than 100. N/A is shown where the base number of responses is less than 10 during the period. % is calculated as Quantity/Base number\*100

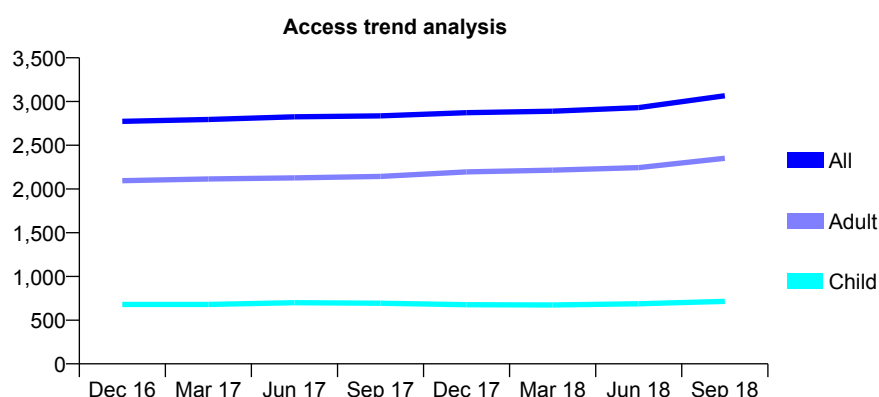
# Q67 - Vital Signs At a Glance Contract Report for 153036/0001 - September 2018

Name or company name	Lydd Dental Care
Contract type name	GDS Contract
Purpose of contract	General
Contract start date	17/03/2014
Contract end date	

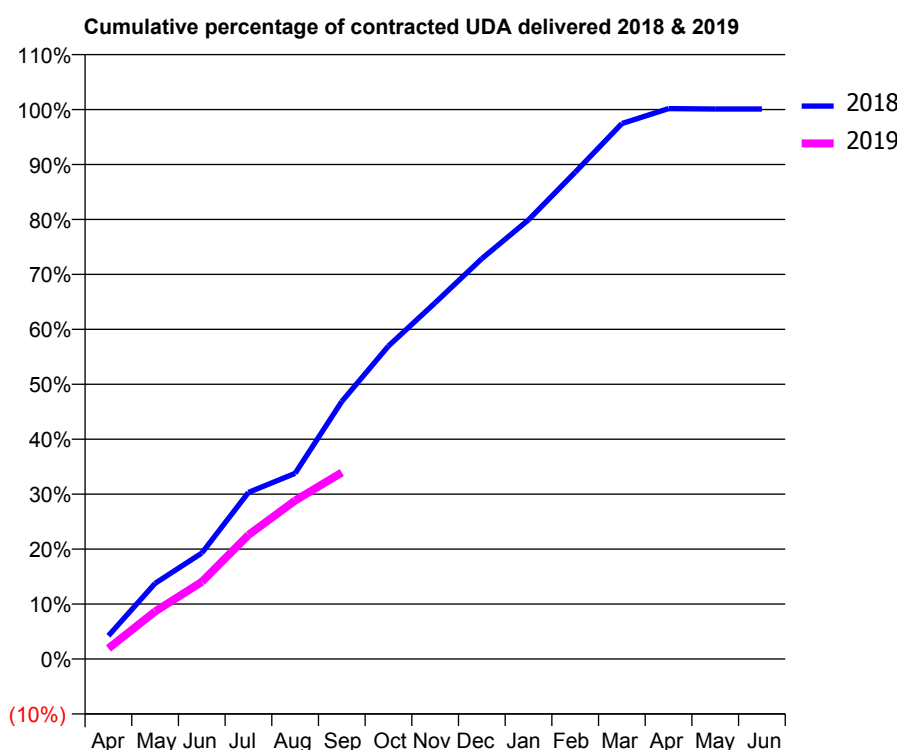
18/19 Contracted general activity (UDA)	12,702
Carry forward general activity (UDA)	0
18/19 Contracted orthodontic activity (UOA)	0
Carry forward orthodontic activity (UOA)	0
Baseline contract value	£294,307.84

## ACCESS\*

Patients seen in 24 months	Total	Change since previous quarter
Quarter ending September 2017	2,836	
Quarter ending December 2017	2,873	→
Quarter ending March 2018	2,889	→
Quarter ending June 2018	2,931	→
Quarter ending September 2018	3,066	↑
<b>Variance since September 2017</b>	<b>8.1%</b>	<b>↑</b>



## ACTIVITY



Adjusted Scheduled Activity (UDA)		
Month	2018	2019
April	437	245
May	1,418	1,100
June	1,987	1,783
July	3,124	2,867
August	3,481	3,663
September	4,828	4,311
October	5,868	
November	6,679	
December	7,507	
January	8,234	
February	9,127	
March	10,039	
April	10,319	
May	10,310	
June	10,310	

## QUALITY

	Quantity	Base Number	Contract	AT	Region	England
% of FP17s for the same patient ID Re-attending within 3 months - Children	39	630	6.2%	11.0%	11.1%	11.6%
% of FP17s for the same patient ID Re-attending within 3 months - Adults	224	1,826	12.3%	16.1%	15.3%	15.5%
% of FP17s for the same patient ID Re-attending between 3 & 9 months - Children	401	630	63.7%	55.6%	61.1%	58.8%
% of FP17s for the same patient ID Re-attending between 3 & 9 months - Adults	1,126	1,826	61.7%	48.8%	52.3%	51.1%
% of FP17s for Band 1 Urgent Courses	137	1,895	7.2%	10.0%	9.5%	9.0%
% of FP17s Relating to Free Repair or Replacements	18	1,895	0.9%	0.6%	0.7%	0.8%
% of FP17s Relating to Continuations	15	1,895	0.8%	0.7%	0.8%	0.9%
% of Patients satisfied with the dentistry they have received	1	1	N/A	93.6%	93.6%	93.3%
% of Patients satisfied with the time they had to wait for an appointment	1	1	N/A	88.9%	88.8%	88.9%

\* This is based on patients treated on this contract for their most recent course of treatment. Figures in italics indicate the base number of FP17s or Patient Questionnaire responses are less than 100. N/A is shown where the base number of responses is less than 10 during the period. % is calculated as Quantity/Base number\*100



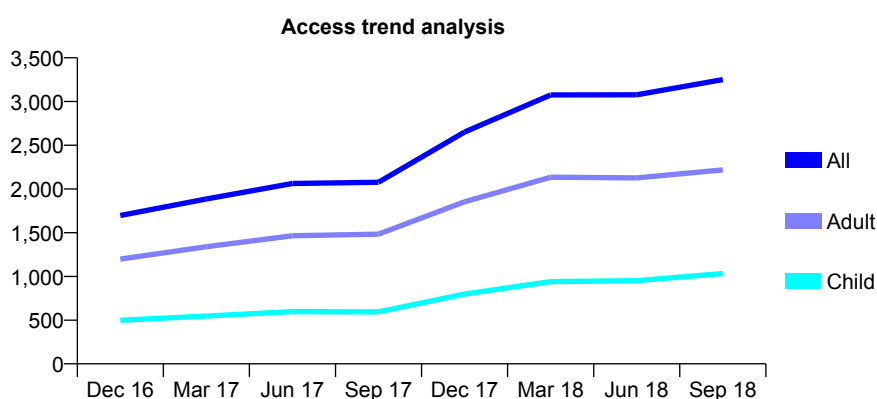
## Q67 - Vital Signs At a Glance Contract Report for 153702/0001 - September 2018

Name or company name	MR R TRIVEDI
Contract type name	GDS Contract
Purpose of contract	General
Contract start date	31/01/2016
Contract end date	

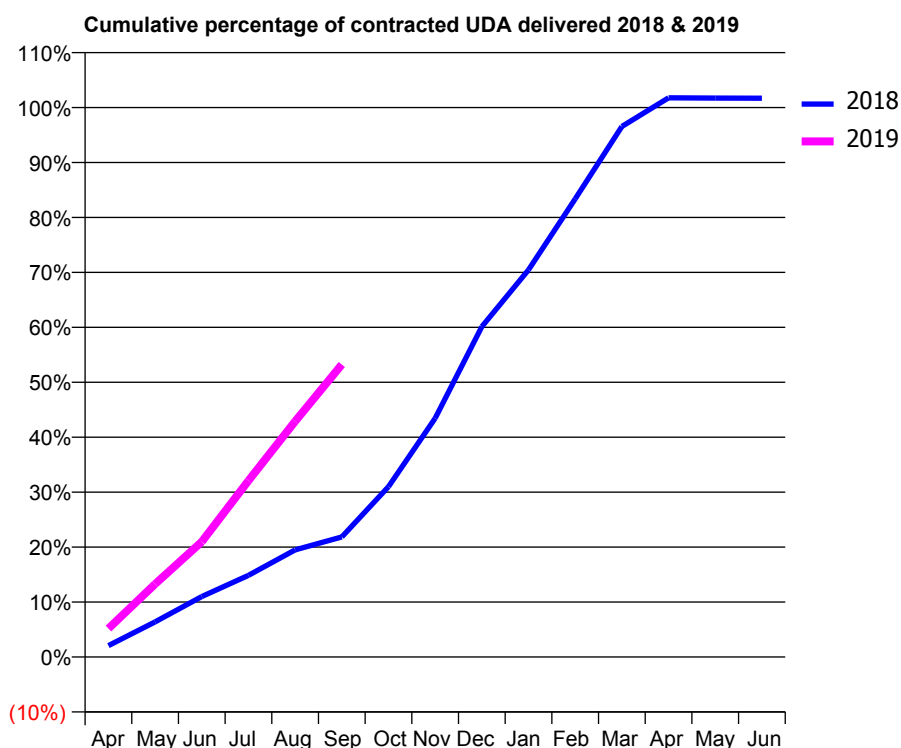
18/19 Contracted general activity (UDA)	8,247
Carry forward general activity (UDA)	0
18/19 Contracted orthodontic activity (UOA)	0
Carry forward orthodontic activity (UOA)	0
Baseline contract value	£274,697.95

### ACCESS\*

Patients seen in 24 months	Total	Change since previous quarter
Quarter ending September 2017	2,077	
Quarter ending December 2017	2,652	↑
Quarter ending March 2018	3,075	↑
Quarter ending June 2018	3,077	→
Quarter ending September 2018	3,251	↑
<b>Variance since September 2017</b>	<b>56.5%</b>	<b>↑</b>



### ACTIVITY



Adjusted Scheduled Activity (UDA)		
Month	2018	2019
April	171	427
May	528	1,096
June	908	1,729
July	1,226	2,646
August	1,608	3,537
September	1,802	4,391
October	2,557	
November	3,583	
December	4,957	
January	5,811	
February	6,875	
March	7,962	
April	8,392	
May	8,389	
June	8,387	

### QUALITY

	Quantity	Base Number	Contract	AT	Region	England
% of FP17s for the same patient ID Re-attending within 3 months - Children	65	806	8.1%	11.0%	11.1%	11.6%
% of FP17s for the same patient ID Re-attending within 3 months - Adults	287	1,607	17.9%	16.1%	15.3%	15.5%
% of FP17s for the same patient ID Re-attending between 3 & 9 months - Children	516	806	64.0%	55.6%	61.1%	58.8%
% of FP17s for the same patient ID Re-attending between 3 & 9 months - Adults	852	1,607	53.0%	48.8%	52.3%	51.1%
% of FP17s for Band 1 Urgent Courses	310	2,217	14.0%	10.0%	9.5%	9.0%
% of FP17s Relating to Free Repair or Replacements	10	2,217	0.5%	0.6%	0.7%	0.8%
% of FP17s Relating to Continuations	8	2,217	0.4%	0.7%	0.8%	0.9%
% of Patients satisfied with the dentistry they have received	2	2	N/A	93.6%	93.6%	93.3%
% of Patients satisfied with the time they had to wait for an appointment	2	2	N/A	88.9%	88.8%	88.9%

\* This is based on patients treated on this contract for their most recent course of treatment. Figures in italics indicate the base number of FP17s or Patient Questionnaire responses are less than 100. N/A is shown where the base number of responses is less than 10 during the period. % is calculated as Quantity/Base number\*100

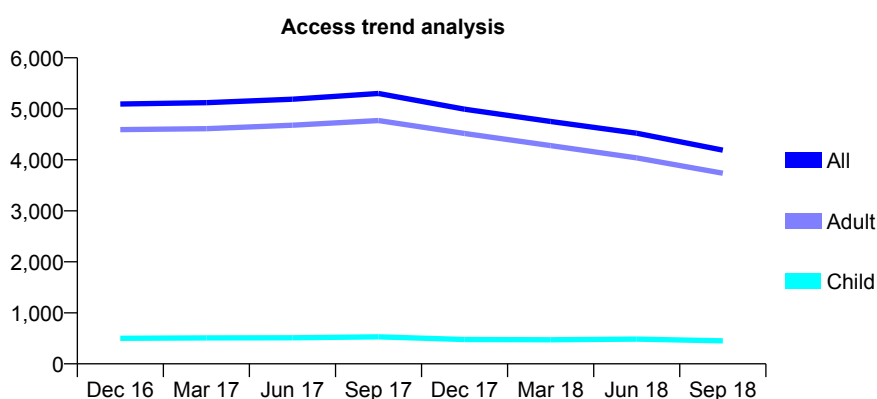
# Q67 - Vital Signs At a Glance Contract Report for 154954/0004 - September 2018

Name or company name	Simon Collins
Contract type name	PDS Contract
Purpose of contract	General
Contract start date	01/12/2012
Contract end date	31/03/2019

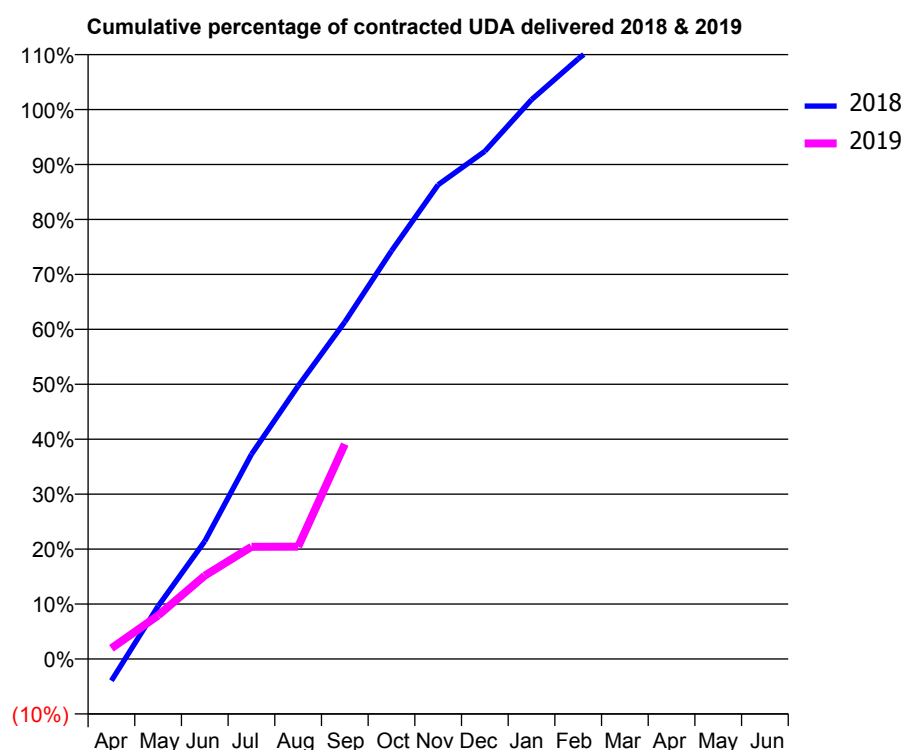
18/19 Contracted general activity (UDA)	6,178
Carry forward general activity (UDA)	0
18/19 Contracted orthodontic activity (UOA)	0
Carry forward orthodontic activity (UOA)	0
Baseline contract value	£350,010.33

## ACCESS\*

Patients seen in 24 months	Total	Change since previous quarter
Quarter ending September 2017	5,300	
Quarter ending December 2017	4,992	↓
Quarter ending March 2018	4,751	↓
Quarter ending June 2018	4,521	↓
Quarter ending September 2018	4,189	↓
<b>Variance since September 2017</b>	<b>(21.0%)</b>	↓



## ACTIVITY



Adjusted Scheduled Activity (UDA)		
Month	2018	2019
April	-245	121
May	594	490
June	1,325	938
July	2,302	1,261
August	3,070	1,262
September	3,790	2,416
October	4,588	
November	5,331	
December	5,708	
January	6,288	
February	6,747	
March	7,160	
April	7,509	
May	7,515	
June	7,515	

## QUALITY

	Quantity	Base Number	Contract	AT	Region	England
% of FP17s for the same patient ID Re-attending within 3 months - Children	14	506	2.8%	11.0%	11.1%	11.6%
% of FP17s for the same patient ID Re-attending within 3 months - Adults	63	1,820	3.5%	16.1%	15.3%	15.5%
% of FP17s for the same patient ID Re-attending between 3 & 9 months - Children	7	506	1.4%	55.6%	61.1%	58.8%
% of FP17s for the same patient ID Re-attending between 3 & 9 months - Adults	26	1,820	1.4%	48.8%	52.3%	51.1%
% of FP17s for Band 1 Urgent Courses	2,013	2,026	99.4%	10.0%	9.5%	9.0%
% of FP17s Relating to Free Repair or Replacements	2	2,026	0.1%	0.6%	0.7%	0.8%
% of FP17s Relating to Continuations	0	2,026	0.0%	0.7%	0.8%	0.9%
% of Patients satisfied with the dentistry they have received	0	0	N/A	93.6%	93.6%	93.3%
% of Patients satisfied with the time they had to wait for an appointment	0	0	N/A	88.9%	88.8%	88.9%

\* This is based on patients treated on this contract for their most recent course of treatment. Figures in italics indicate the base number of FP17s or Patient Questionnaire responses are less than 100. N/A is shown where the base number of responses is less than 10 during the period. % is calculated as Quantity/Base number\*100

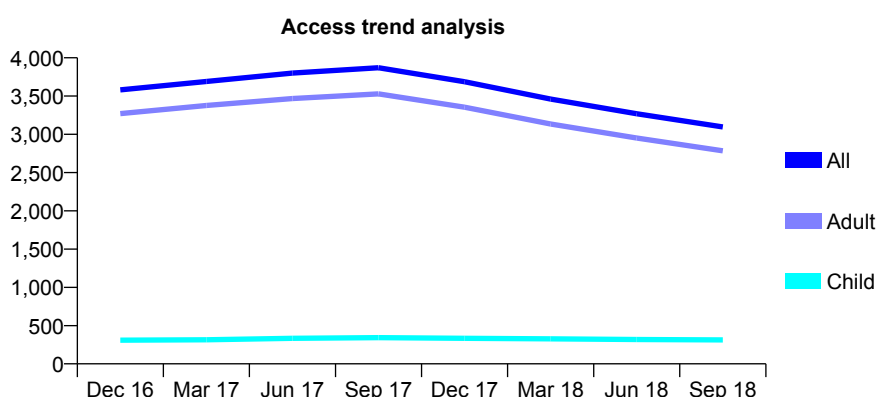
# Q67 - Vital Signs At a Glance Contract Report for 154954/0005 - September 2018

Name or company name	Simon Collins
Contract type name	PDS Contract
Purpose of contract	General
Contract start date	01/12/2012
Contract end date	31/03/2019

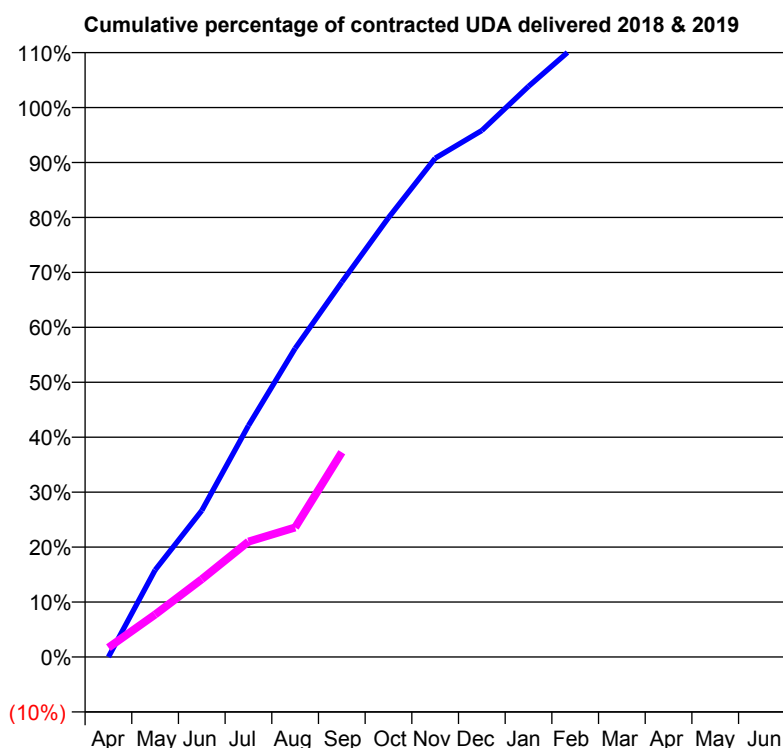
18/19 Contracted general activity (UDA)	4,680
Carry forward general activity (UDA)	0
18/19 Contracted orthodontic activity (UOA)	0
Carry forward orthodontic activity (UOA)	0
Baseline contract value	£258,956.03

## ACCESS\*

Patients seen in 24 months	Total	Change since previous quarter
Quarter ending September 2017	3,871	
Quarter ending December 2017	3,688	↓
Quarter ending March 2018	3,461	↓
Quarter ending June 2018	3,269	↓
Quarter ending September 2018	3,097	↓
<b>Variance since September 2017</b>	<b>(20.0%)</b>	↓



## ACTIVITY



Adjusted Scheduled Activity (UDA)		
Month	2018	2019
April	0	80
May	741	361
June	1,247	662
July	1,971	983
August	2,629	1,103
September	3,193	1,744
October	3,741	
November	4,249	
December	4,484	
January	4,861	
February	5,205	
March	5,459	
April	5,717	
May	5,721	
June	5,721	

## QUALITY

	Quantity	Base Number	Contract	AT	Region	England
% of FP17s for the same patient ID Re-attending within 3 months - Children	19	329	5.8%	11.0%	11.1%	11.6%
% of FP17s for the same patient ID Re-attending within 3 months - Adults	65	1,348	4.8%	16.1%	15.3%	15.5%
% of FP17s for the same patient ID Re-attending between 3 & 9 months - Children	9	329	2.7%	55.6%	61.1%	58.8%
% of FP17s for the same patient ID Re-attending between 3 & 9 months - Adults	20	1,348	1.5%	48.8%	52.3%	51.1%
% of FP17s for Band 1 Urgent Courses	1,450	1,458	99.5%	10.0%	9.5%	9.0%
% of FP17s Relating to Free Repair or Replacements	3	1,458	0.2%	0.6%	0.7%	0.8%
% of FP17s Relating to Continuations	0	1,458	0.0%	0.7%	0.8%	0.9%
% of Patients satisfied with the dentistry they have received	0	0	N/A	93.6%	93.6%	93.3%
% of Patients satisfied with the time they had to wait for an appointment	0	0	N/A	88.9%	88.8%	88.9%

\* This is based on patients treated on this contract for their most recent course of treatment. Figures in italics indicate the base number of FP17s or Patient Questionnaire responses are less than 100. N/A is shown where the base number of responses is less than 10 during the period. % is calculated as Quantity/Base number\*100

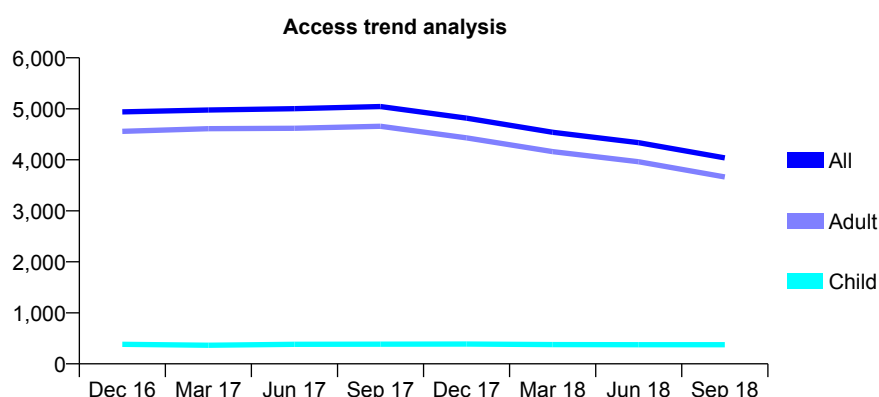
# Q67 - Vital Signs At a Glance Contract Report for 154954/0006 - September 2018

Name or company name	Simon Collins
Contract type name	PDS Contract
Purpose of contract	General
Contract start date	01/12/2012
Contract end date	31/03/2019

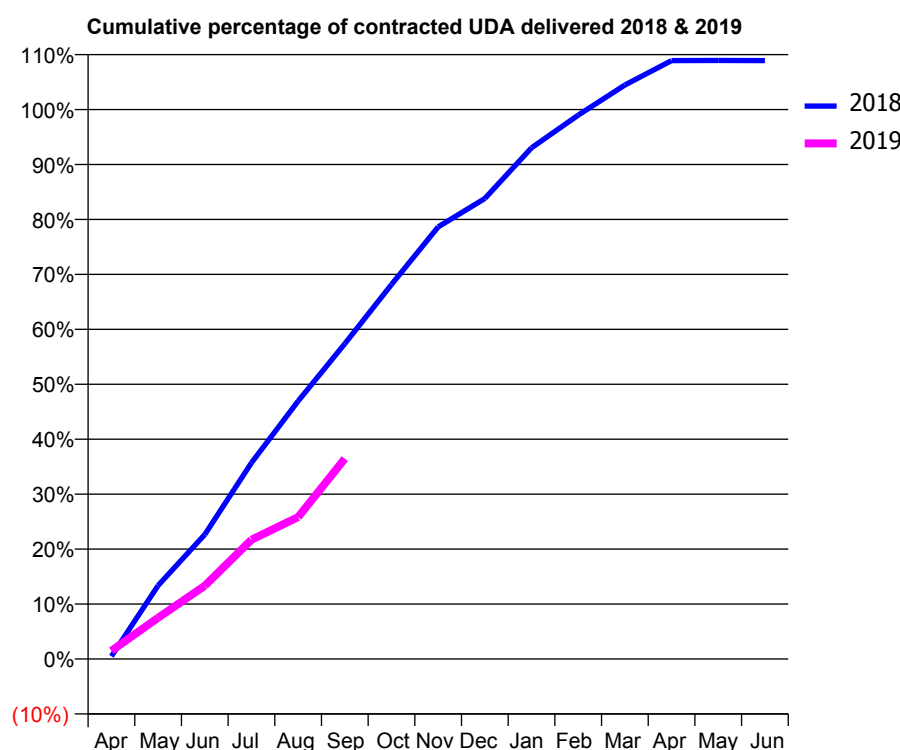
18/19 Contracted general activity (UDA)	7,113
Carry forward general activity (UDA)	0
18/19 Contracted orthodontic activity (UOA)	0
Carry forward orthodontic activity (UOA)	0
Baseline contract value	£368,085.70

## ACCESS\*

Patients seen in 24 months	Total	Change since previous quarter
Quarter ending September 2017	5,044	
Quarter ending December 2017	4,817	↓
Quarter ending March 2018	4,539	↓
Quarter ending June 2018	4,336	↓
Quarter ending September 2018	4,038	↓
<b>Variance since September 2017</b>	<b>(19.9%)</b>	↓



## ACTIVITY



Adjusted Scheduled Activity (UDA)		
Month	2018	2019
April	35	107
May	952	534
June	1,611	949
July	2,539	1,544
August	3,340	1,838
September	4,081	2,593
October	4,848	
November	5,593	
December	5,961	
January	6,617	
February	7,040	
March	7,430	
April	7,746	
May	7,747	
June	7,746	

## QUALITY

	Quantity	Base Number	Contract	AT	Region	England
% of FP17s for the same patient ID Re-attending within 3 months - Children	16	403	4.0%	11.0%	11.1%	11.6%
% of FP17s for the same patient ID Re-attending within 3 months - Adults	62	2,029	3.1%	16.1%	15.3%	15.5%
% of FP17s for the same patient ID Re-attending between 3 & 9 months - Children	4	403	1.0%	55.6%	61.1%	58.8%
% of FP17s for the same patient ID Re-attending between 3 & 9 months - Adults	40	2,029	2.0%	48.8%	52.3%	51.1%
% of FP17s for Band 1 Urgent Courses	2,153	2,168	99.3%	10.0%	9.5%	9.0%
% of FP17s Relating to Free Repair or Replacements	1	2,168	0.0%	0.6%	0.7%	0.8%
% of FP17s Relating to Continuations	0	2,168	0.0%	0.7%	0.8%	0.9%
% of Patients satisfied with the dentistry they have received	0	0	N/A	93.6%	93.6%	93.3%
% of Patients satisfied with the time they had to wait for an appointment	0	0	N/A	88.9%	88.8%	88.9%

\* This is based on patients treated on this contract for their most recent course of treatment. Figures in italics indicate the base number of FP17s or Patient Questionnaire responses are less than 100. N/A is shown where the base number of responses is less than 10 during the period. % is calculated as Quantity/Base number\*100

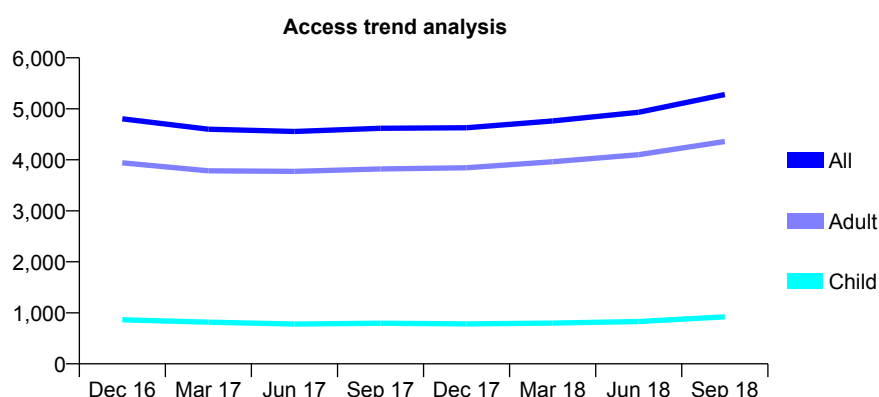
# Q67 - Vital Signs At a Glance Contract Report for 156485/0001 - September 2018

Name or company name	Anele De Novo Dental Practice
Contract type name	GDS Contract
Purpose of contract	General
Contract start date	26/11/2013
Contract end date	

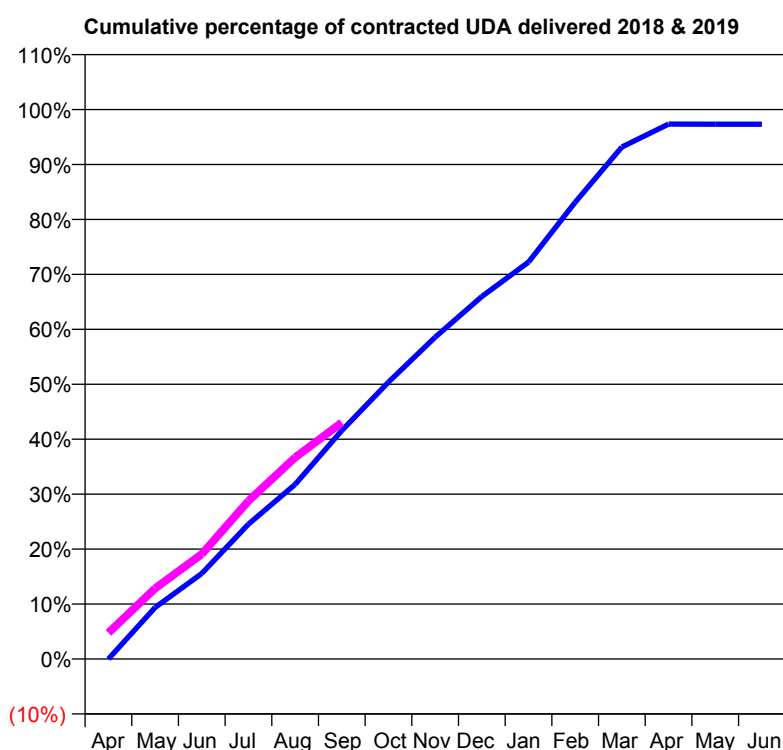
18/19 Contracted general activity (UDA)	19,786
Carry forward general activity (UDA)	0
18/19 Contracted orthodontic activity (UOA)	0
Carry forward orthodontic activity (UOA)	0
Baseline contract value	£537,509.62

## ACCESS\*

Patients seen in 24 months	Total	Change since previous quarter
Quarter ending September 2017	4,618	
Quarter ending December 2017	4,629	→
Quarter ending March 2018	4,761	↑
Quarter ending June 2018	4,931	↑
Quarter ending September 2018	5,281	↑
<b>Variance since September 2017</b>	<b>14.4%</b>	<b>↑</b>



## ACTIVITY



Adjusted Scheduled Activity (UDA)		
Month	2018	2019
April	0	945
May	1,339	2,544
June	2,224	3,776
July	3,507	5,691
August	4,538	7,256
September	5,939	8,516
October	7,198	
November	8,366	
December	9,423	
January	10,319	
February	11,875	
March	13,310	
April	13,906	
May	13,905	
June	13,905	

## QUALITY

	Quantity	Base Number	Contract	AT	Region	England
% of FP17s for the same patient ID Re-attending within 3 months - Children	44	758	5.8%	11.0%	11.1%	11.6%
% of FP17s for the same patient ID Re-attending within 3 months - Adults	553	3,599	15.4%	16.1%	15.3%	15.5%
% of FP17s for the same patient ID Re-attending between 3 & 9 months - Children	393	758	51.8%	55.6%	61.1%	58.8%
% of FP17s for the same patient ID Re-attending between 3 & 9 months - Adults	1,840	3,599	51.1%	48.8%	52.3%	51.1%
% of FP17s for Band 1 Urgent Courses	259	4,094	6.3%	10.0%	9.5%	9.0%
% of FP17s Relating to Free Repair or Replacements	58	4,094	1.4%	0.6%	0.7%	0.8%
% of FP17s Relating to Continuations	78	4,094	1.9%	0.7%	0.8%	0.9%
% of Patients satisfied with the dentistry they have received	10	10	100.0%	93.6%	93.6%	93.3%
% of Patients satisfied with the time they had to wait for an appointment	10	10	100.0%	88.9%	88.8%	88.9%

\* This is based on patients treated on this contract for their most recent course of treatment. Figures in italics indicate the base number of FP17s or Patient Questionnaire responses are less than 100. N/A is shown where the base number of responses is less than 10 during the period. % is calculated as Quantity/Base number\*100

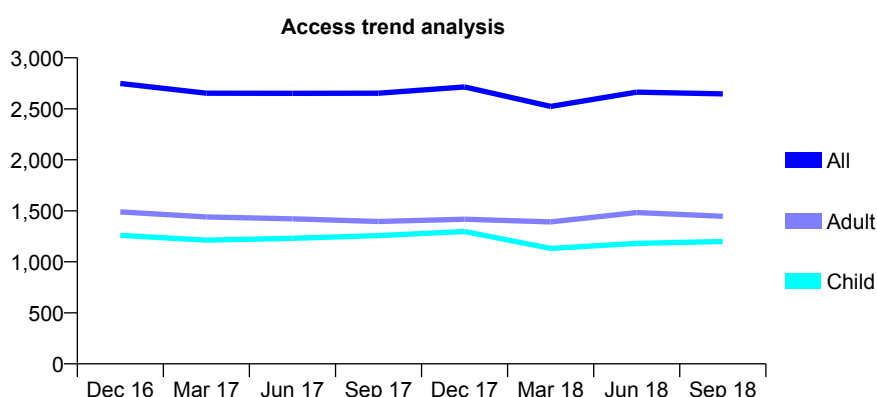
# Q67 - Vital Signs At a Glance Contract Report for 157112/0001 - September 2018

Name or company name	Snodland Dental Care
Contract type name	GDS Contract
Purpose of contract	General
Contract start date	12/03/2014
Contract end date	

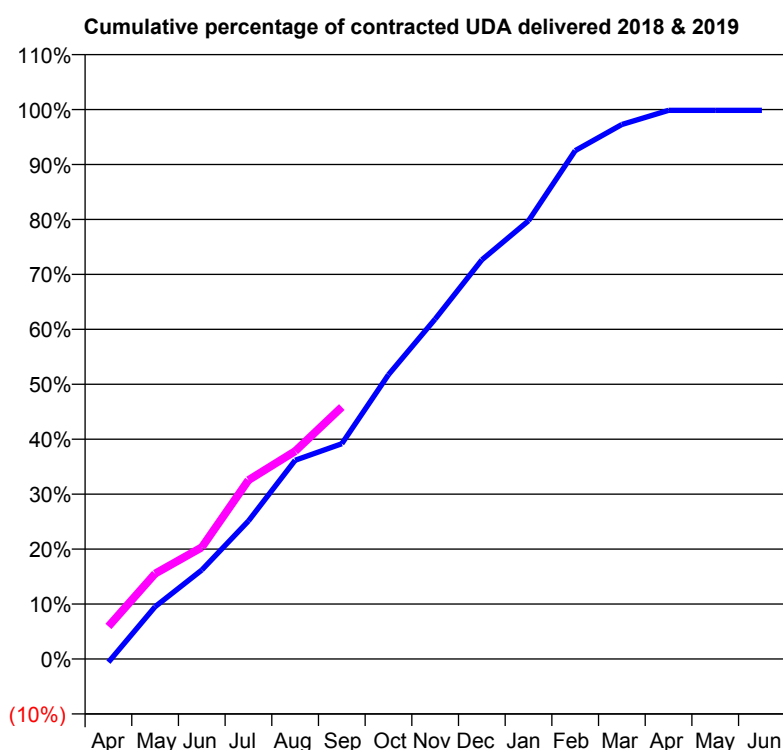
18/19 Contracted general activity (UDA)	6,044
Carry forward general activity (UDA)	9
18/19 Contracted orthodontic activity (UOA)	0
Carry forward orthodontic activity (UOA)	0
Baseline contract value	£170,152.89

## ACCESS\*

Patients seen in 24 months	Total	Change since previous quarter
Quarter ending September 2017	2,653	
Quarter ending December 2017	2,715	↑
Quarter ending March 2018	2,524	↓
Quarter ending June 2018	2,664	↑
Quarter ending September 2018	2,646	→
<b>Variance since September 2017</b>	<b>(0.3%)</b>	<b>→</b>



## ACTIVITY



Adjusted Scheduled Activity (UDA)		
Month	2018	2019
April	-36	358
May	576	939
June	979	1,229
July	1,519	1,967
August	2,186	2,286
September	2,368	2,772
October	3,128	
November	3,739	
December	4,390	
January	4,820	
February	5,592	
March	5,879	
April	6,035	
May	6,035	
June	6,035	

## QUALITY

	Quantity	Base Number	Contract	AT	Region	England
% of FP17s for the same patient ID Re-attending within 3 months - Children	12	505	2.4%	11.0%	11.1%	11.6%
% of FP17s for the same patient ID Re-attending within 3 months - Adults	57	791	7.2%	16.1%	15.3%	15.5%
% of FP17s for the same patient ID Re-attending between 3 & 9 months - Children	142	505	28.1%	55.6%	61.1%	58.8%
% of FP17s for the same patient ID Re-attending between 3 & 9 months - Adults	154	791	19.5%	48.8%	52.3%	51.1%
% of FP17s for Band 1 Urgent Courses	133	1,274	10.4%	10.0%	9.5%	9.0%
% of FP17s Relating to Free Repair or Replacements	0	1,274	0.0%	0.6%	0.7%	0.8%
% of FP17s Relating to Continuations	0	1,274	0.0%	0.7%	0.8%	0.9%
% of Patients satisfied with the dentistry they have received	3	3	N/A	93.6%	93.6%	93.3%
% of Patients satisfied with the time they had to wait for an appointment	3	3	N/A	88.9%	88.8%	88.9%

\* This is based on patients treated on this contract for their most recent course of treatment. Figures in italics indicate the base number of FP17s or Patient Questionnaire responses are less than 100. N/A is shown where the base number of responses is less than 10 during the period. % is calculated as Quantity/Base number\*100

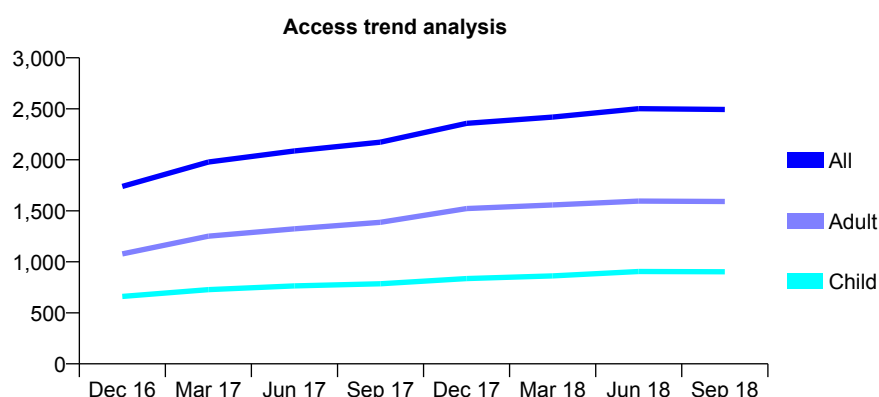
# Q67 - Vital Signs At a Glance Contract Report for 157295/0001 - September 2018

Name or company name	Dental Beauty Partnership
Contract type name	GDS Contract
Purpose of contract	General
Contract start date	05/11/2015
Contract end date	

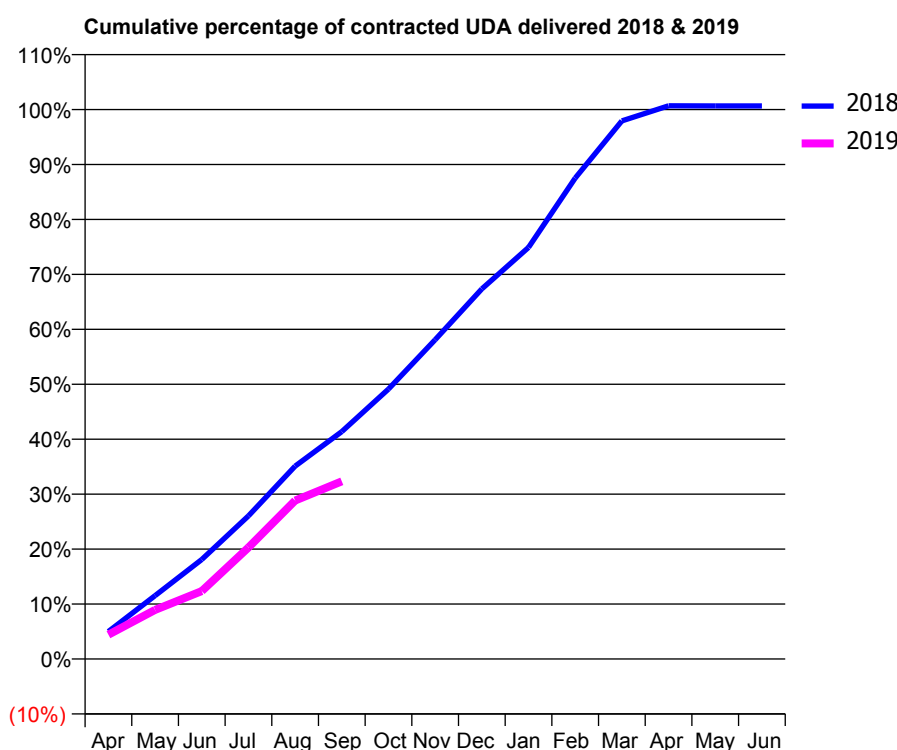
18/19 Contracted general activity (UDA)	8,704
Carry forward general activity (UDA)	0
18/19 Contracted orthodontic activity (UOA)	0
Carry forward orthodontic activity (UOA)	0
Baseline contract value	£275,117.08

## ACCESS\*

Patients seen in 24 months	Total	Change since previous quarter
Quarter ending September 2017	2,173	
Quarter ending December 2017	2,358	↑
Quarter ending March 2018	2,419	↑
Quarter ending June 2018	2,501	↑
Quarter ending September 2018	2,493	→
<b>Variance since September 2017</b>	<b>14.7%</b>	<b>↑</b>



## ACTIVITY



Adjusted Scheduled Activity (UDA)		
Month	2018	2019
April	436	385
May	1,004	777
June	1,578	1,076
July	2,268	1,767
August	3,055	2,511
September	3,601	2,814
October	4,277	
November	5,058	
December	5,862	
January	6,520	
February	7,617	
March	8,524	
April	8,762	
May	8,761	
June	8,761	

## QUALITY

	Quantity	Base Number	Contract	AT	Region	England
% of FP17s for the same patient ID Re-attending within 3 months - Children	45	524	8.6%	11.0%	11.1%	11.6%
% of FP17s for the same patient ID Re-attending within 3 months - Adults	153	843	18.1%	16.1%	15.3%	15.5%
% of FP17s for the same patient ID Re-attending between 3 & 9 months - Children	194	524	37.0%	55.6%	61.1%	58.8%
% of FP17s for the same patient ID Re-attending between 3 & 9 months - Adults	204	843	24.2%	48.8%	52.3%	51.1%
% of FP17s for Band 1 Urgent Courses	33	734	4.5%	10.0%	9.5%	9.0%
% of FP17s Relating to Free Repair or Replacements	10	734	1.4%	0.6%	0.7%	0.8%
% of FP17s Relating to Continuations	4	734	0.5%	0.7%	0.8%	0.9%
% of Patients satisfied with the dentistry they have received	1	1	N/A	93.6%	93.6%	93.3%
% of Patients satisfied with the time they had to wait for an appointment	1	1	N/A	88.9%	88.8%	88.9%

\* This is based on patients treated on this contract for their most recent course of treatment. Figures in italics indicate the base number of FP17s or Patient Questionnaire responses are less than 100. N/A is shown where the base number of responses is less than 10 during the period. % is calculated as Quantity/Base number\*100



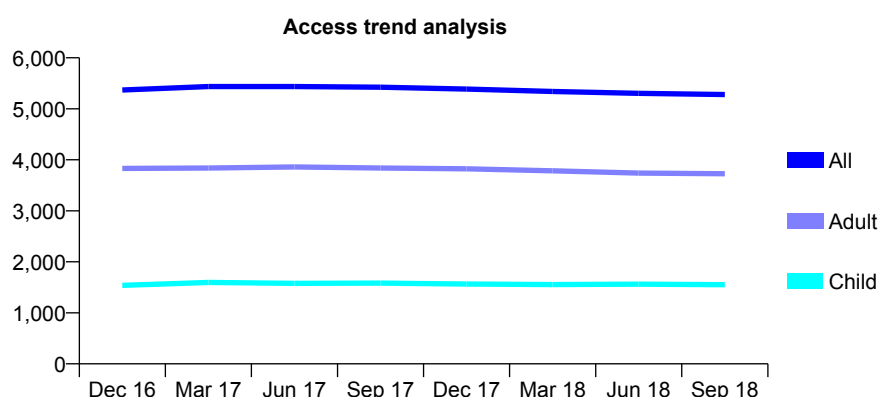
# Q67 - Vital Signs At a Glance Contract Report for 159867/0001 - September 2018

Name or company name	Mr Ransley Morenas
Contract type name	GDS Contract
Purpose of contract	General
Contract start date	01/07/2012
Contract end date	

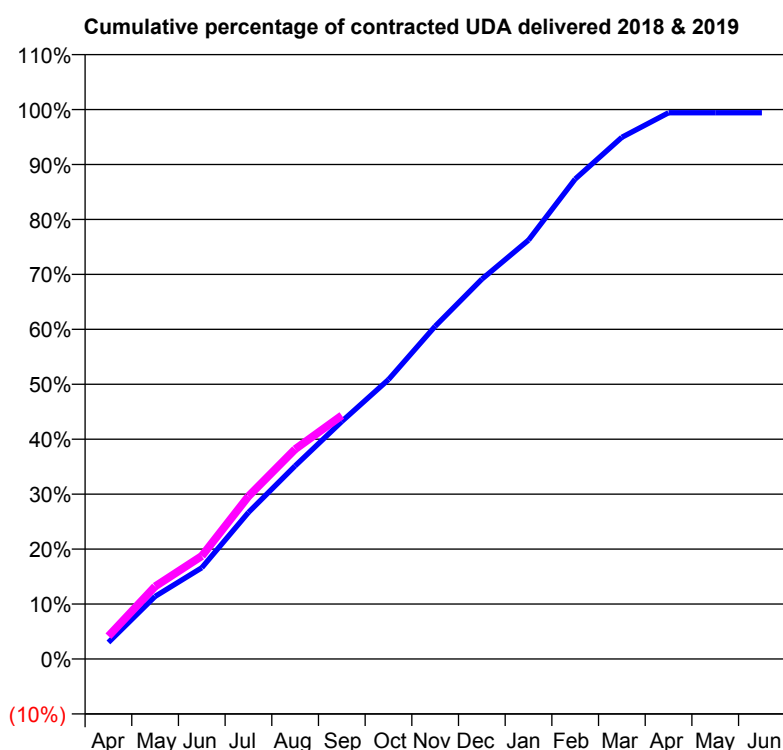
18/19 Contracted general activity (UDA)	14,090
Carry forward general activity (UDA)	81
18/19 Contracted orthodontic activity (UOA)	0
Carry forward orthodontic activity (UOA)	0
Baseline contract value	£381,943.54

## ACCESS\*

Patients seen in 24 months	Total	Change since previous quarter
Quarter ending September 2017	5,423	
Quarter ending December 2017	5,388	→
Quarter ending March 2018	5,340	→
Quarter ending June 2018	5,302	→
Quarter ending September 2018	5,279	→
<b>Variance since September 2017</b>	<b>(2.7%)</b>	<b>↓</b>



## ACTIVITY



Adjusted Scheduled Activity (UDA)		
Month	2018	2019
April	427	586
May	1,607	1,860
June	2,341	2,641
July	3,760	4,174
August	4,952	5,379
September	6,092	6,247
October	7,165	
November	8,532	
December	9,741	
January	10,742	
February	12,306	
March	13,378	
April	14,007	
May	14,008	
June	14,008	

## QUALITY

	Quantity	Base Number	Contract	AT	Region	England
% of FP17s for the same patient ID Re-attending within 3 months - Children	77	1,209	6.4%	11.0%	11.1%	11.6%
% of FP17s for the same patient ID Re-attending within 3 months - Adults	448	2,593	17.3%	16.1%	15.3%	15.5%
% of FP17s for the same patient ID Re-attending between 3 & 9 months - Children	791	1,209	65.4%	55.6%	61.1%	58.8%
% of FP17s for the same patient ID Re-attending between 3 & 9 months - Adults	1,388	2,593	53.5%	48.8%	52.3%	51.1%
% of FP17s for Band 1 Urgent Courses	328	3,474	9.4%	10.0%	9.5%	9.0%
% of FP17s Relating to Free Repair or Replacements	41	3,474	1.2%	0.6%	0.7%	0.8%
% of FP17s Relating to Continuations	84	3,474	2.4%	0.7%	0.8%	0.9%
% of Patients satisfied with the dentistry they have received	3	3	N/A	93.6%	93.6%	93.3%
% of Patients satisfied with the time they had to wait for an appointment	3	3	N/A	88.9%	88.8%	88.9%

\* This is based on patients treated on this contract for their most recent course of treatment. Figures in italics indicate the base number of FP17s or Patient Questionnaire responses are less than 100. N/A is shown where the base number of responses is less than 10 during the period. % is calculated as Quantity/Base number\*100

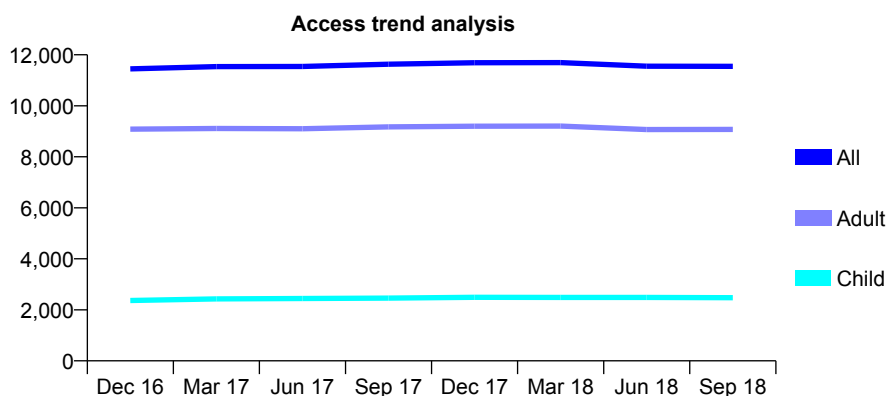
## Q67 - Vital Signs At a Glance Contract Report for 164763/0001 - September 2018

Name or company name	Mazdak Eyrumlu and Azad Eyrumlu
Contract type name	GDS Contract
Purpose of contract	General
Contract start date	01/04/2013
Contract end date	

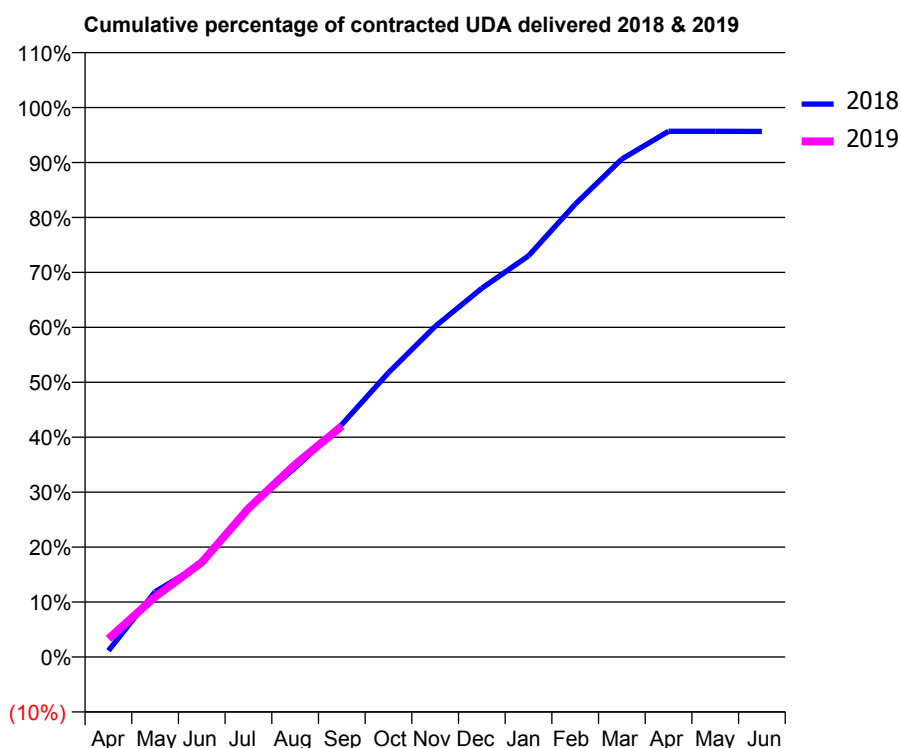
18/19 Contracted general activity (UDA)	34,341
Carry forward general activity (UDA)	0
18/19 Contracted orthodontic activity (UOA)	0
Carry forward orthodontic activity (UOA)	0
Baseline contract value	£808,092.54

### ACCESS\*

Patients seen in 24 months	Total	Change since previous quarter
Quarter ending September 2017	11,633	
Quarter ending December 2017	11,689	→
Quarter ending March 2018	11,693	→
Quarter ending June 2018	11,551	↓
Quarter ending September 2018	11,550	→
<b>Variance since September 2017</b>	<b>(0.7%)</b>	<b>→</b>



### ACTIVITY



Adjusted Scheduled Activity (UDA)		
Month	2018	2019
April	400	1,138
May	4,082	3,765
June	5,830	5,923
July	9,311	9,290
August	11,830	12,036
September	14,532	14,433
October	17,768	
November	20,665	
December	23,050	
January	25,070	
February	28,299	
March	31,123	
April	32,857	
May	32,857	
June	32,845	

### QUALITY

	Quantity	Base Number	Contract	AT	Region	England
% of FP17s for the same patient ID Re-attending within 3 months - Children	101	1,863	5.4%	11.0%	11.1%	11.6%
% of FP17s for the same patient ID Re-attending within 3 months - Adults	875	6,655	13.1%	16.1%	15.3%	15.5%
% of FP17s for the same patient ID Re-attending between 3 & 9 months - Children	1,208	1,863	64.8%	55.6%	61.1%	58.8%
% of FP17s for the same patient ID Re-attending between 3 & 9 months - Adults	4,102	6,655	61.6%	48.8%	52.3%	51.1%
% of FP17s for Band 1 Urgent Courses	782	7,788	10.0%	10.0%	9.5%	9.0%
% of FP17s Relating to Free Repair or Replacements	25	7,788	0.3%	0.6%	0.7%	0.8%
% of FP17s Relating to Continuations	80	7,788	1.0%	0.7%	0.8%	0.9%
% of Patients satisfied with the dentistry they have received	7	7	N/A	93.6%	93.6%	93.3%
% of Patients satisfied with the time they had to wait for an appointment	7	7	N/A	88.9%	88.8%	88.9%

\* This is based on patients treated on this contract for their most recent course of treatment. Figures in italics indicate the base number of FP17s or Patient Questionnaire responses are less than 100. N/A is shown where the base number of responses is less than 10 during the period. % is calculated as Quantity/Base number\*100

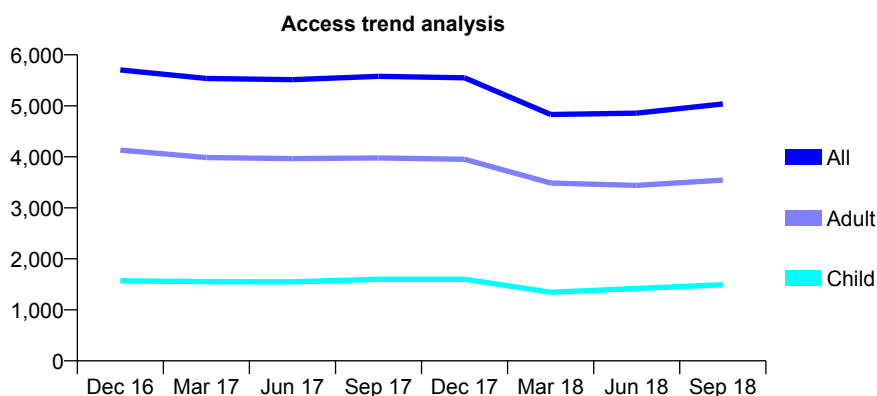
## Q67 - Vital Signs At a Glance Contract Report for 164763/0002 - September 2018

Name or company name	Mazdak Eyrumlu and Azad Eyrumlu
Contract type name	GDS Contract
Purpose of contract	General
Contract start date	05/05/2014
Contract end date	

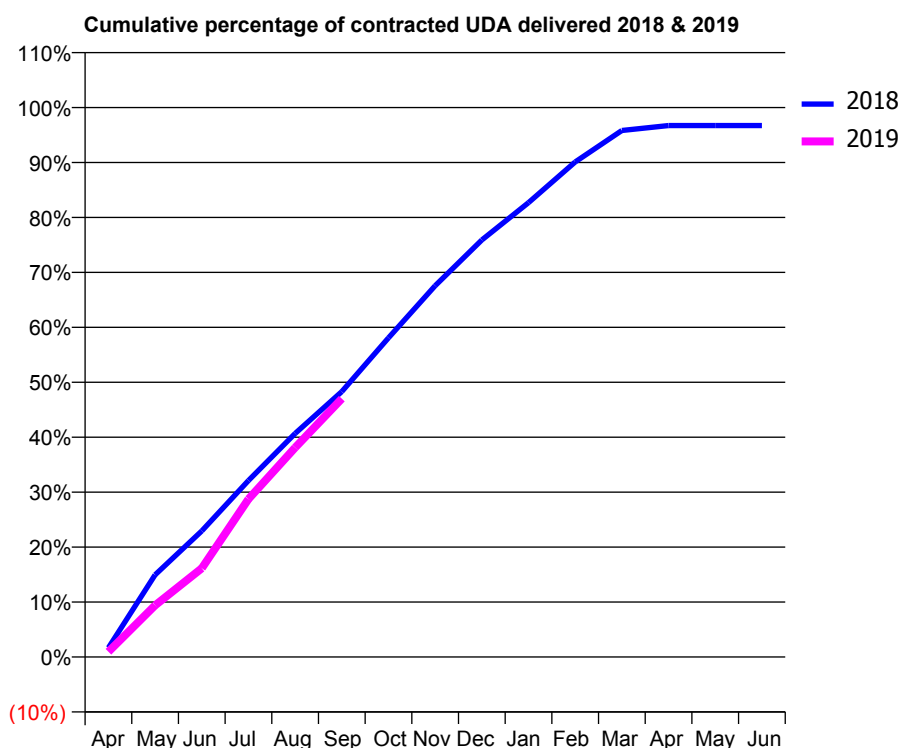
18/19 Contracted general activity (UDA)	19,780
Carry forward general activity (UDA)	651
18/19 Contracted orthodontic activity (UOA)	0
Carry forward orthodontic activity (UOA)	0
Baseline contract value	£489,142.18

### ACCESS\*

Patients seen in 24 months	Total	Change since previous quarter
Quarter ending September 2017	5,577	
Quarter ending December 2017	5,550	→
Quarter ending March 2018	4,830	↓
Quarter ending June 2018	4,856	→
Quarter ending September 2018	5,037	↑
<b>Variance since September 2017</b>	<b>(9.7%)</b>	<b>↓</b>



### ACTIVITY



Adjusted Scheduled Activity (UDA)		
Month	2018	2019
April	332	189
May	2,959	1,860
June	4,536	3,193
July	6,355	5,688
August	8,048	7,540
September	9,554	9,301
October	11,491	
November	13,367	
December	15,011	
January	16,357	
February	17,818	
March	18,953	
April	19,129	
May	19,129	
June	19,129	

### QUALITY

	Quantity	Base Number	Contract	AT	Region	England
% of FP17s for the same patient ID Re-attending within 3 months - Children	31	954	3.2%	11.0%	11.1%	11.6%
% of FP17s for the same patient ID Re-attending within 3 months - Adults	156	1,788	8.7%	16.1%	15.3%	15.5%
% of FP17s for the same patient ID Re-attending between 3 & 9 months - Children	330	954	34.6%	55.6%	61.1%	58.8%
% of FP17s for the same patient ID Re-attending between 3 & 9 months - Adults	490	1,788	27.4%	48.8%	52.3%	51.1%
% of FP17s for Band 1 Urgent Courses	106	2,701	3.9%	10.0%	9.5%	9.0%
% of FP17s Relating to Free Repair or Replacements	1	2,701	0.0%	0.6%	0.7%	0.8%
% of FP17s Relating to Continuations	51	2,701	1.9%	0.7%	0.8%	0.9%
% of Patients satisfied with the dentistry they have received	2	3	N/A	93.6%	93.6%	93.3%
% of Patients satisfied with the time they had to wait for an appointment	2	3	N/A	88.9%	88.8%	88.9%

\* This is based on patients treated on this contract for their most recent course of treatment. Figures in italics indicate the base number of FP17s or Patient Questionnaire responses are less than 100. N/A is shown where the base number of responses is less than 10 during the period. % is calculated as Quantity/Base number\*100

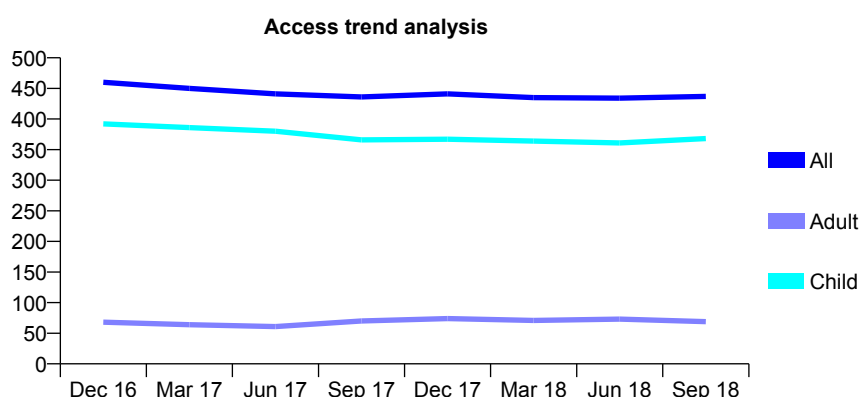
# Q67 - Vital Signs At a Glance Contract Report for 165018/0001 - September 2018

Name or company name	Hillton Dentistry
Contract type name	GDS Contract
Purpose of contract	General
Contract start date	09/04/2014
Contract end date	

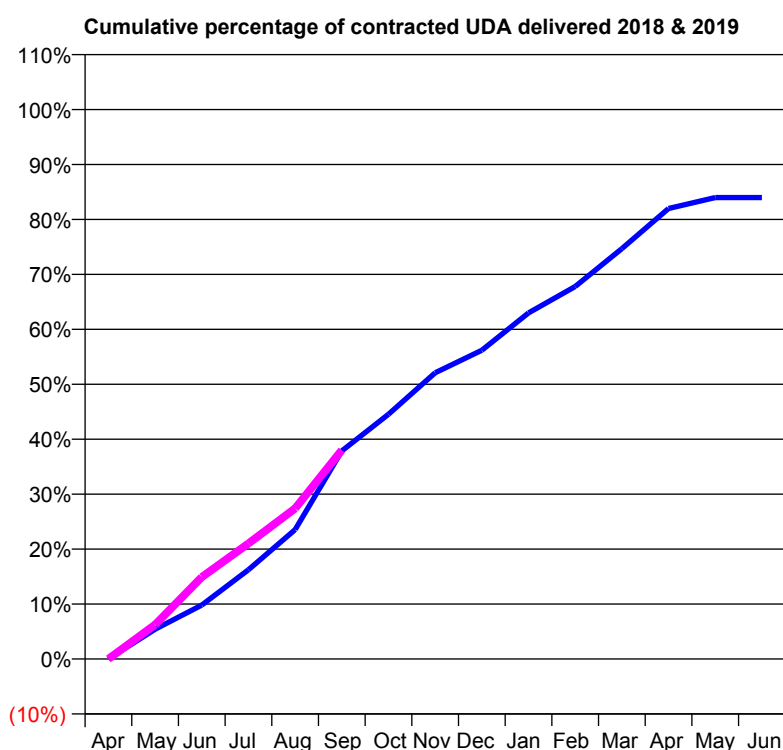
18/19 Contracted general activity (UDA)	1,000
Carry forward general activity (UDA)	0
18/19 Contracted orthodontic activity (UOA)	0
Carry forward orthodontic activity (UOA)	0
Baseline contract value	£22,479.52

## ACCESS\*

Patients seen in 24 months	Total	Change since previous quarter
Quarter ending September 2017	436	
Quarter ending December 2017	441	→
Quarter ending March 2018	435	↓
Quarter ending June 2018	434	→
Quarter ending September 2018	437	→
<b>Variance since September 2017</b>	<b>0.2%</b>	<b>→</b>



## ACTIVITY



Adjusted Scheduled Activity (UDA)		
Month	2018	2019
April	0	0
May	54	63
June	98	149
July	162	210
August	236	274
September	379	380
October	445	
November	521	
December	562	
January	630	
February	678	
March	747	
April	820	
May	840	
June	840	

## QUALITY

	Quantity	Base Number	Contract	AT	Region	England
% of FP17s for the same patient ID Re-attending within 3 months - Children	11	355	3.1%	11.0%	11.1%	11.6%
% of FP17s for the same patient ID Re-attending within 3 months - Adults	0	16	0.0%	16.1%	15.3%	15.5%
% of FP17s for the same patient ID Re-attending between 3 & 9 months - Children	268	355	75.5%	55.6%	61.1%	58.8%
% of FP17s for the same patient ID Re-attending between 3 & 9 months - Adults	13	16	81.3%	48.8%	52.3%	51.1%
% of FP17s for Band 1 Urgent Courses	6	307	2.0%	10.0%	9.5%	9.0%
% of FP17s Relating to Free Repair or Replacements	0	307	0.0%	0.6%	0.7%	0.8%
% of FP17s Relating to Continuations	2	307	0.7%	0.7%	0.8%	0.9%
% of Patients satisfied with the dentistry they have received	0	0	N/A	93.6%	93.6%	93.3%
% of Patients satisfied with the time they had to wait for an appointment	0	0	N/A	88.9%	88.8%	88.9%

\* This is based on patients treated on this contract for their most recent course of treatment. Figures in italics indicate the base number of FP17s or Patient Questionnaire responses are less than 100. N/A is shown where the base number of responses is less than 10 during the period. % is calculated as Quantity/Base number\*100

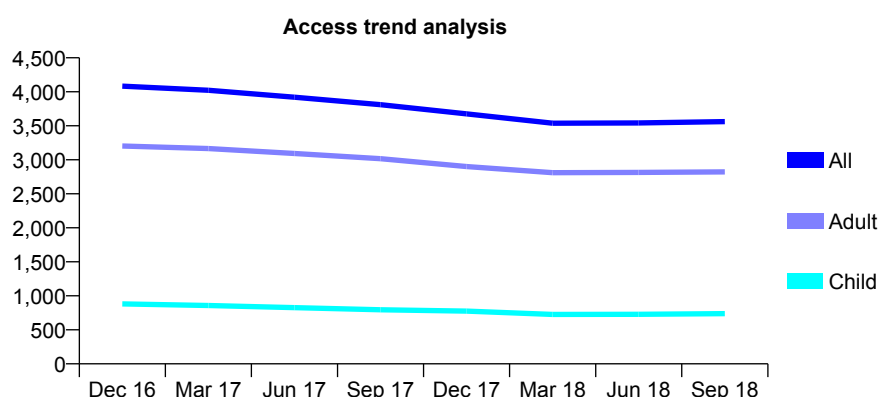
# Q67 - Vital Signs At a Glance Contract Report for 165018/0002 - September 2018

Name or company name	Hillton Dentistry
Contract type name	GDS Contract
Purpose of contract	General
Contract start date	09/04/2014
Contract end date	

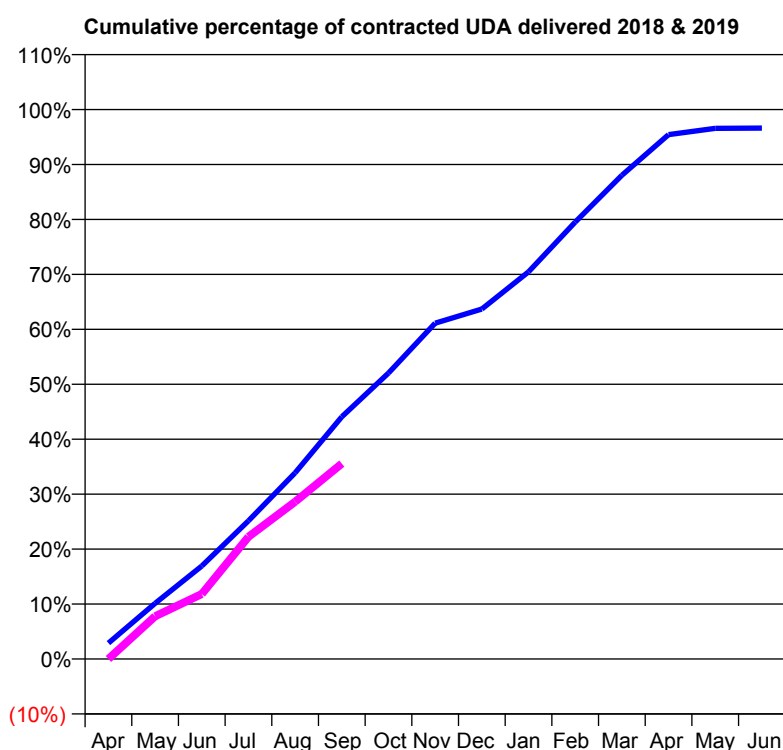
18/19 Contracted general activity (UDA)	12,750
Carry forward general activity (UDA)	0
18/19 Contracted orthodontic activity (UOA)	0
Carry forward orthodontic activity (UOA)	0
Baseline contract value	£297,140.74

## ACCESS\*

Patients seen in 24 months	Total	Change since previous quarter
Quarter ending September 2017	3,811	
Quarter ending December 2017	3,676	↓
Quarter ending March 2018	3,538	↓
Quarter ending June 2018	3,542	→
Quarter ending September 2018	3,562	→
<b>Variance since September 2017</b>	<b>(6.5%)</b>	<b>↓</b>



## ACTIVITY



Adjusted Scheduled Activity (UDA)		
Month	2018	2019
April	313	1
May	1,088	990
June	1,818	1,507
July	2,704	2,837
August	3,644	3,648
September	4,738	4,533
October	5,594	
November	6,570	
December	6,848	
January	7,575	
February	8,548	
March	9,463	
April	10,258	
May	10,383	
June	10,388	

## QUALITY

	Quantity	Base Number	Contract	AT	Region	England
% of FP17s for the same patient ID Re-attending within 3 months - Children	28	576	4.9%	11.0%	11.1%	11.6%
% of FP17s for the same patient ID Re-attending within 3 months - Adults	272	2,103	12.9%	16.1%	15.3%	15.5%
% of FP17s for the same patient ID Re-attending between 3 & 9 months - Children	326	576	56.6%	55.6%	61.1%	58.8%
% of FP17s for the same patient ID Re-attending between 3 & 9 months - Adults	1,236	2,103	58.8%	48.8%	52.3%	51.1%
% of FP17s for Band 1 Urgent Courses	158	2,413	6.5%	10.0%	9.5%	9.0%
% of FP17s Relating to Free Repair or Replacements	16	2,413	0.7%	0.6%	0.7%	0.8%
% of FP17s Relating to Continuations	40	2,413	1.7%	0.7%	0.8%	0.9%
% of Patients satisfied with the dentistry they have received	1	1	N/A	93.6%	93.6%	93.3%
% of Patients satisfied with the time they had to wait for an appointment	1	1	N/A	88.9%	88.8%	88.9%

\* This is based on patients treated on this contract for their most recent course of treatment. Figures in italics indicate the base number of FP17s or Patient Questionnaire responses are less than 100. N/A is shown where the base number of responses is less than 10 during the period. % is calculated as Quantity/Base number\*100

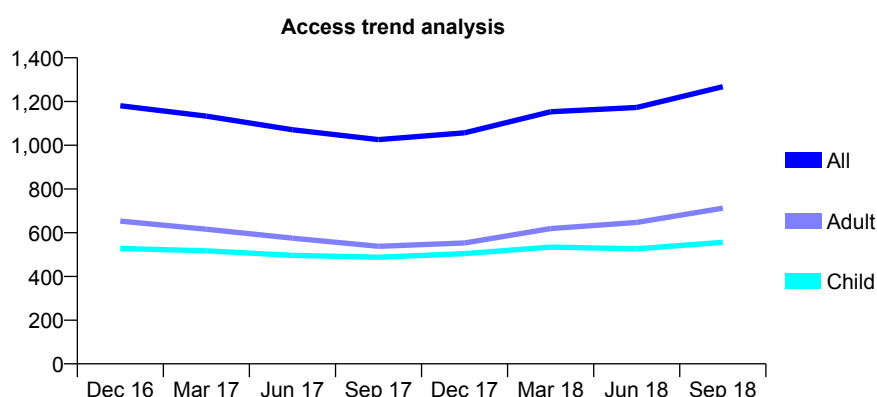
# Q67 - Vital Signs At a Glance Contract Report for 165018/0003 - September 2018

Name or company name	Hillton Dentistry
Contract type name	GDS Contract
Purpose of contract	General
Contract start date	09/04/2014
Contract end date	

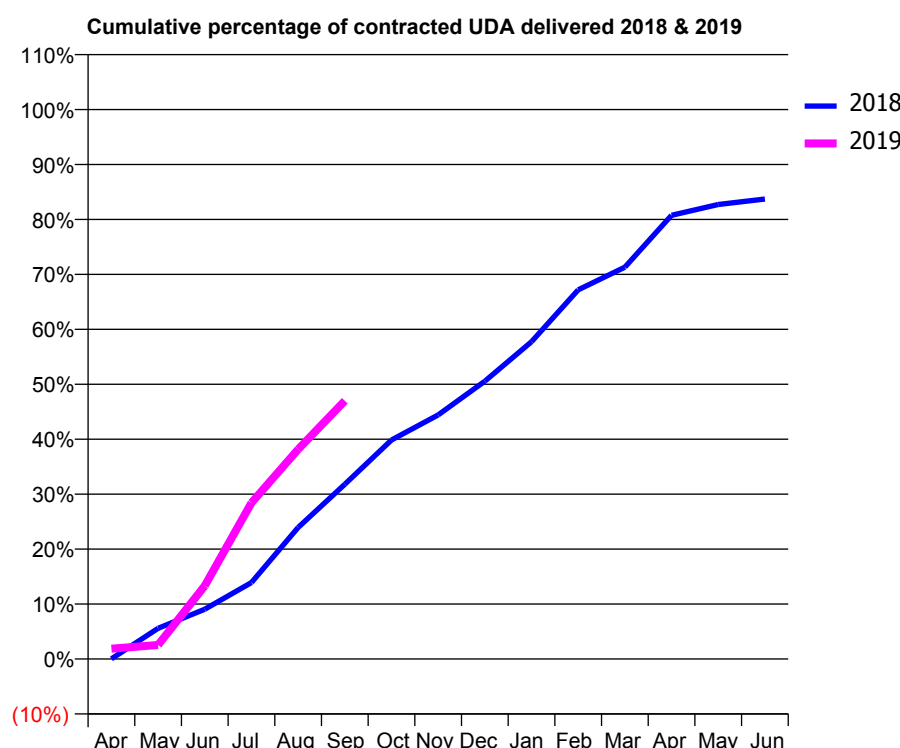
18/19 Contracted general activity (UDA)	2,899
Carry forward general activity (UDA)	0
18/19 Contracted orthodontic activity (UOA)	0
Carry forward orthodontic activity (UOA)	0
Baseline contract value	£69,713.17

## ACCESS\*

Patients seen in 24 months	Total	Change since previous quarter
Quarter ending September 2017	1,026	
Quarter ending December 2017	1,057	↑
Quarter ending March 2018	1,153	↑
Quarter ending June 2018	1,173	→
Quarter ending September 2018	1,268	↑
<b>Variance since September 2017</b>	<b>23.6%</b>	<b>↑</b>



## ACTIVITY



Adjusted Scheduled Activity (UDA)		
Month	2018	2019
April	1	54
May	162	74
June	263	387
July	403	824
August	694	1,106
September	922	1,362
October	1,156	
November	1,288	
December	1,466	
January	1,674	
February	1,948	
March	2,067	
April	2,341	
May	2,398	
June	2,427	

## QUALITY

	Quantity	Base Number	Contract	AT	Region	England
% of FP17s for the same patient ID Re-attending within 3 months - Children	14	416	3.4%	11.0%	11.1%	11.6%
% of FP17s for the same patient ID Re-attending within 3 months - Adults	31	476	6.5%	16.1%	15.3%	15.5%
% of FP17s for the same patient ID Re-attending between 3 & 9 months - Children	193	416	46.4%	55.6%	61.1%	58.8%
% of FP17s for the same patient ID Re-attending between 3 & 9 months - Adults	204	476	42.9%	48.8%	52.3%	51.1%
% of FP17s for Band 1 Urgent Courses	34	702	4.8%	10.0%	9.5%	9.0%
% of FP17s Relating to Free Repair or Replacements	4	702	0.6%	0.6%	0.7%	0.8%
% of FP17s Relating to Continuations	3	702	0.4%	0.7%	0.8%	0.9%
% of Patients satisfied with the dentistry they have received	0	0	N/A	93.6%	93.6%	93.3%
% of Patients satisfied with the time they had to wait for an appointment	0	0	N/A	88.9%	88.8%	88.9%

\* This is based on patients treated on this contract for their most recent course of treatment. Figures in italics indicate the base number of FP17s or Patient Questionnaire responses are less than 100. N/A is shown where the base number of responses is less than 10 during the period. % is calculated as Quantity/Base number\*100

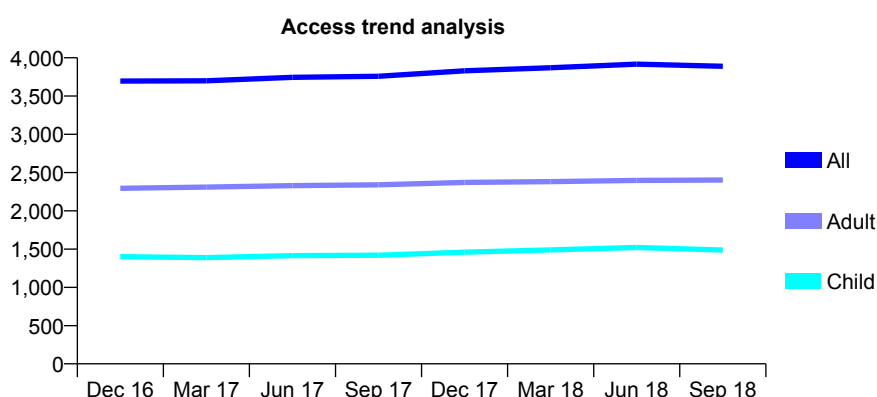
## Q67 - Vital Signs At a Glance Contract Report for 165417/0001 - September 2018

Name or company name	Lavender Dental Care Ltd
Contract type name	GDS Contract
Purpose of contract	General
Contract start date	01/04/2011
Contract end date	

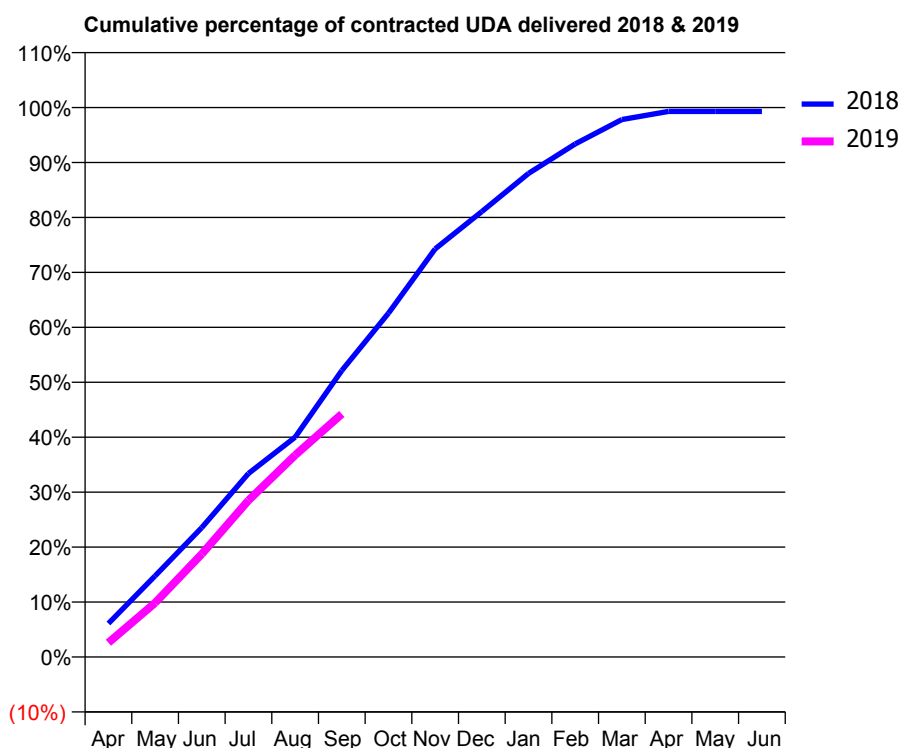
18/19 Contracted general activity (UDA)	9,627
Carry forward general activity (UDA)	68
18/19 Contracted orthodontic activity (UOA)	0
Carry forward orthodontic activity (UOA)	0
Baseline contract value	£245,506.66

### ACCESS\*

Patients seen in 24 months	Total	Change since previous quarter
Quarter ending September 2017	3,758	
Quarter ending December 2017	3,830	→
Quarter ending March 2018	3,871	→
Quarter ending June 2018	3,917	→
Quarter ending September 2018	3,890	→
<b>Variance since September 2017</b>	<b>3.5%</b>	<b>↑</b>



### ACTIVITY



Adjusted Scheduled Activity (UDA)		
Month	2018	2019
April	587	251
May	1,421	950
June	2,267	1,804
July	3,216	2,744
August	3,851	3,537
September	5,020	4,257
October	6,025	
November	7,150	
December	7,805	
January	8,472	
February	8,990	
March	9,416	
April	9,558	
May	9,558	
June	9,558	

### QUALITY

	Quantity	Base Number	Contract	AT	Region	England
% of FP17s for the same patient ID Re-attending within 3 months - Children	110	1,171	9.4%	11.0%	11.1%	11.6%
% of FP17s for the same patient ID Re-attending within 3 months - Adults	143	1,338	10.7%	16.1%	15.3%	15.5%
% of FP17s for the same patient ID Re-attending between 3 & 9 months - Children	765	1,171	65.3%	55.6%	61.1%	58.8%
% of FP17s for the same patient ID Re-attending between 3 & 9 months - Adults	563	1,338	42.1%	48.8%	52.3%	51.1%
% of FP17s for Band 1 Urgent Courses	120	1,946	6.2%	10.0%	9.5%	9.0%
% of FP17s Relating to Free Repair or Replacements	12	1,946	0.6%	0.6%	0.7%	0.8%
% of FP17s Relating to Continuations	8	1,946	0.4%	0.7%	0.8%	0.9%
% of Patients satisfied with the dentistry they have received	4	4	N/A	93.6%	93.6%	93.3%
% of Patients satisfied with the time they had to wait for an appointment	4	4	N/A	88.9%	88.8%	88.9%

\* This is based on patients treated on this contract for their most recent course of treatment. Figures in italics indicate the base number of FP17s or Patient Questionnaire responses are less than 100. N/A is shown where the base number of responses is less than 10 during the period. % is calculated as Quantity/Base number\*100



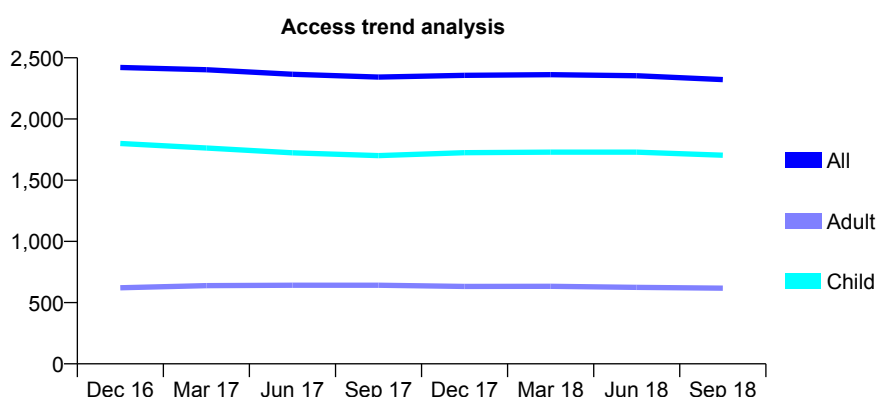
# Q67 - Vital Signs At a Glance Contract Report for 166758/0001 - September 2018

Name or company name	The Blockley Partnership
Contract type name	GDS Contract
Purpose of contract	General
Contract start date	01/04/2011
Contract end date	

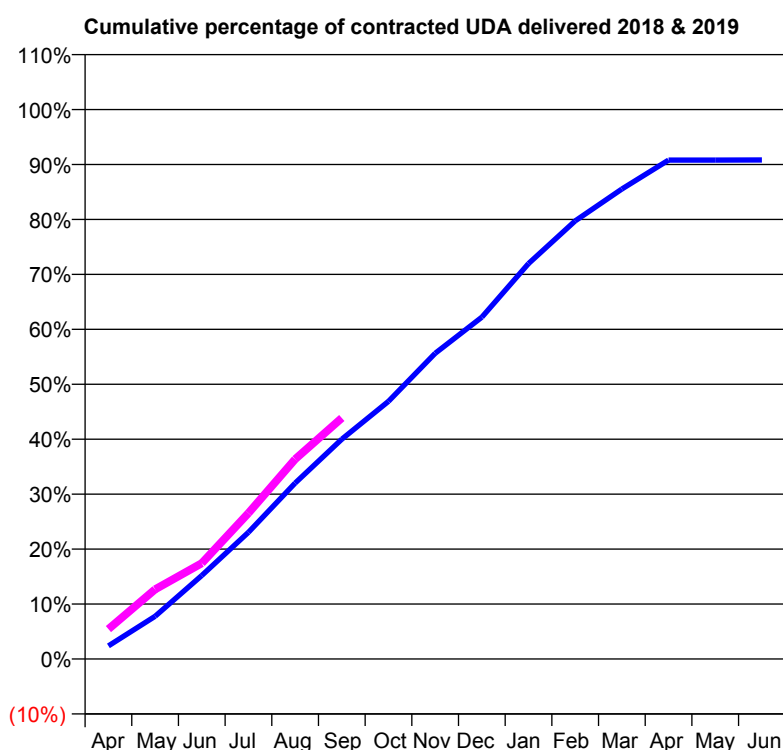
18/19 Contracted general activity (UDA)	5,213
Carry forward general activity (UDA)	0
18/19 Contracted orthodontic activity (UOA)	0
Carry forward orthodontic activity (UOA)	0
Baseline contract value	£128,912.94

## ACCESS\*

Patients seen in 24 months	Total	Change since previous quarter
Quarter ending September 2017	2,343	
Quarter ending December 2017	2,357	→
Quarter ending March 2018	2,362	→
Quarter ending June 2018	2,354	→
Quarter ending September 2018	2,322	↓
<b>Variance since September 2017</b>	<b>(0.9%)</b>	→



## ACTIVITY



Adjusted Scheduled Activity (UDA)		
Month	2018	2019
April	125	284
May	406	661
June	793	908
July	1,203	1,385
August	1,669	1,896
September	2,085	2,286
October	2,444	
November	2,900	
December	3,243	
January	3,751	
February	4,156	
March	4,459	
April	4,733	
May	4,733	
June	4,734	

## QUALITY

	Quantity	Base Number	Contract	AT	Region	England
% of FP17s for the same patient ID Re-attending within 3 months - Children	90	1,377	6.5%	11.0%	11.1%	11.6%
% of FP17s for the same patient ID Re-attending within 3 months - Adults	27	305	8.9%	16.1%	15.3%	15.5%
% of FP17s for the same patient ID Re-attending between 3 & 9 months - Children	897	1,377	65.1%	55.6%	61.1%	58.8%
% of FP17s for the same patient ID Re-attending between 3 & 9 months - Adults	151	305	49.5%	48.8%	52.3%	51.1%
% of FP17s for Band 1 Urgent Courses	53	1,501	3.5%	10.0%	9.5%	9.0%
% of FP17s Relating to Free Repair or Replacements	0	1,501	0.0%	0.6%	0.7%	0.8%
% of FP17s Relating to Continuations	0	1,501	0.0%	0.7%	0.8%	0.9%
% of Patients satisfied with the dentistry they have received	2	2	N/A	93.6%	93.6%	93.3%
% of Patients satisfied with the time they had to wait for an appointment	1	2	N/A	88.9%	88.8%	88.9%

\* This is based on patients treated on this contract for their most recent course of treatment. Figures in italics indicate the base number of FP17s or Patient Questionnaire responses are less than 100. N/A is shown where the base number of responses is less than 10 during the period. % is calculated as Quantity/Base number\*100

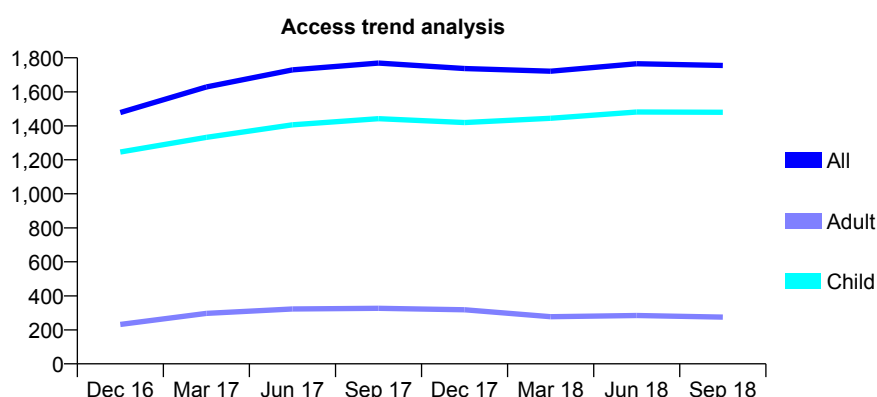
# Q67 - Vital Signs At a Glance Contract Report for 171204/0001 - September 2018

Name or company name	Manzoor and Shah
Contract type name	GDS Contract
Purpose of contract	General
Contract start date	01/08/2015
Contract end date	

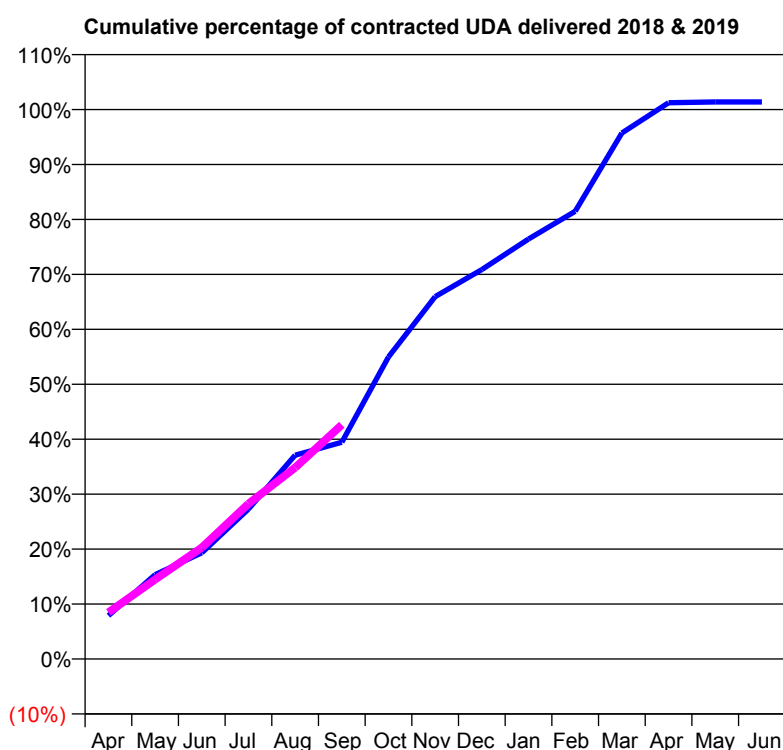
18/19 Contracted general activity (UDA)	3,946
Carry forward general activity (UDA)	0
18/19 Contracted orthodontic activity (UOA)	0
Carry forward orthodontic activity (UOA)	0
Baseline contract value	£97,581.15

## ACCESS\*

Patients seen in 24 months	Total	Change since previous quarter
Quarter ending September 2017	1,769	
Quarter ending December 2017	1,737	↓
Quarter ending March 2018	1,721	→
Quarter ending June 2018	1,765	↑
Quarter ending September 2018	1,755	→
<b>Variance since September 2017</b>	<b>(0.8%)</b>	→



## ACTIVITY



Adjusted Scheduled Activity (UDA)		
Month	2018	2019
April	311	335
May	605	571
June	762	800
July	1,077	1,115
August	1,463	1,375
September	1,556	1,682
October	2,169	
November	2,603	
December	2,797	
January	3,016	
February	3,215	
March	3,777	
April	3,995	
May	4,000	
June	4,000	

## QUALITY

	Quantity	Base Number	Contract	AT	Region	England
% of FP17s for the same patient ID Re-attending within 3 months - Children	96	1,213	7.9%	11.0%	11.1%	11.6%
% of FP17s for the same patient ID Re-attending within 3 months - Adults	3	73	4.1%	16.1%	15.3%	15.5%
% of FP17s for the same patient ID Re-attending between 3 & 9 months - Children	774	1,213	63.8%	55.6%	61.1%	58.8%
% of FP17s for the same patient ID Re-attending between 3 & 9 months - Adults	30	73	41.1%	48.8%	52.3%	51.1%
% of FP17s for Band 1 Urgent Courses	44	1,162	3.8%	10.0%	9.5%	9.0%
% of FP17s Relating to Free Repair or Replacements	1	1,162	0.1%	0.6%	0.7%	0.8%
% of FP17s Relating to Continuations	0	1,162	0.0%	0.7%	0.8%	0.9%
% of Patients satisfied with the dentistry they have received	1	1	N/A	93.6%	93.6%	93.3%
% of Patients satisfied with the time they had to wait for an appointment	1	1	N/A	88.9%	88.8%	88.9%

\* This is based on patients treated on this contract for their most recent course of treatment. Figures in italics indicate the base number of FP17s or Patient Questionnaire responses are less than 100. N/A is shown where the base number of responses is less than 10 during the period. % is calculated as Quantity/Base number\*100

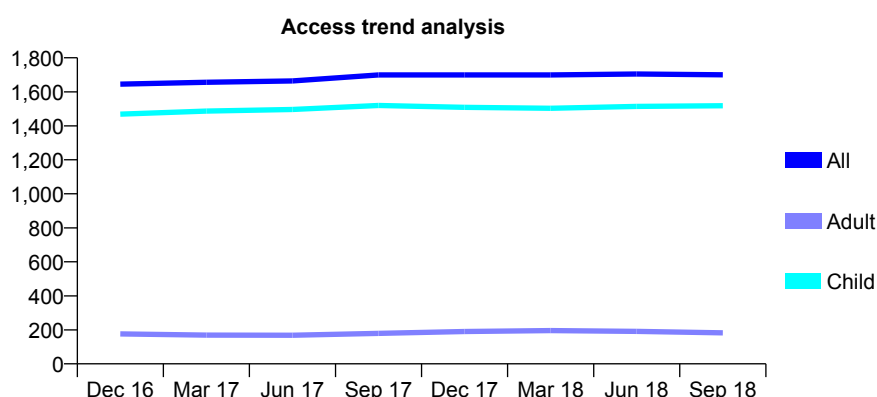
# Q67 - Vital Signs At a Glance Contract Report for 172111/0002 - September 2018

Name or company name	Rainham Dental Surgery
Contract type name	GDS Contract
Purpose of contract	General
Contract start date	05/06/2014
Contract end date	

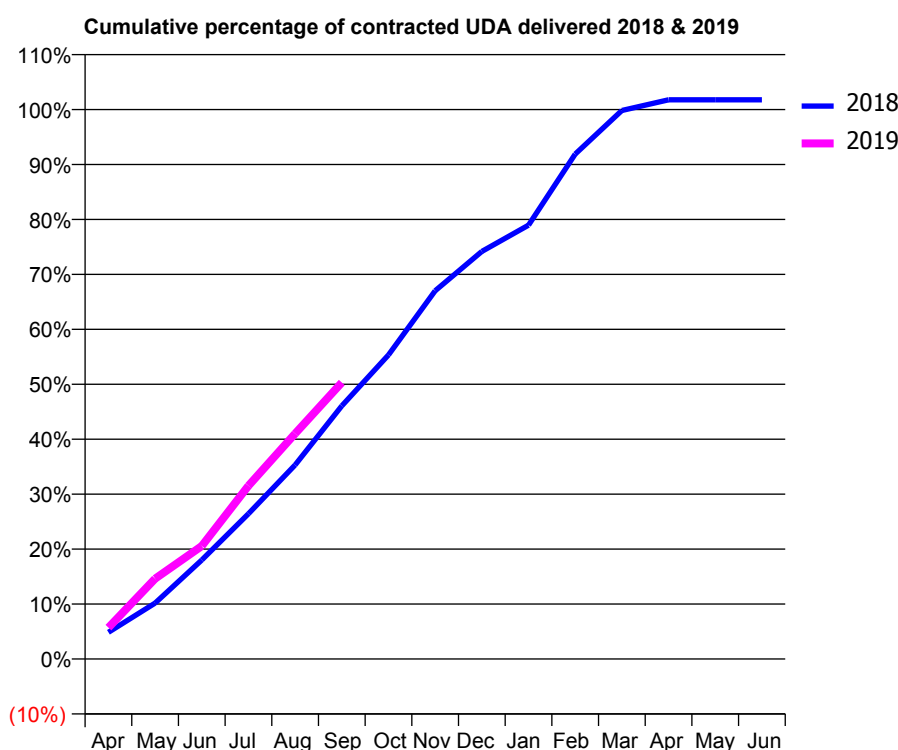
18/19 Contracted general activity (UDA)	3,250
Carry forward general activity (UDA)	0
18/19 Contracted orthodontic activity (UOA)	0
Carry forward orthodontic activity (UOA)	0
Baseline contract value	£82,887.58

## ACCESS\*

Patients seen in 24 months	Total	Change since previous quarter
Quarter ending September 2017	1,699	
Quarter ending December 2017	1,699	→
Quarter ending March 2018	1,699	→
Quarter ending June 2018	1,705	→
Quarter ending September 2018	1,700	→
<b>Variance since September 2017</b>	<b>0.1%</b>	<b>→</b>



## ACTIVITY



Adjusted Scheduled Activity (UDA)		
Month	2018	2019
April	158	185
May	331	475
June	585	669
July	859	1,025
August	1,148	1,333
September	1,498	1,635
October	1,799	
November	2,178	
December	2,411	
January	2,566	
February	2,987	
March	3,244	
April	3,308	
May	3,308	
June	3,308	

## QUALITY

	Quantity	Base Number	Contract	AT	Region	England
% of FP17s for the same patient ID Re-attending within 3 months - Children	77	1,302	5.9%	11.0%	11.1%	11.6%
% of FP17s for the same patient ID Re-attending within 3 months - Adults	4	50	8.0%	16.1%	15.3%	15.5%
% of FP17s for the same patient ID Re-attending between 3 & 9 months - Children	905	1,302	69.5%	55.6%	61.1%	58.8%
% of FP17s for the same patient ID Re-attending between 3 & 9 months - Adults	39	50	78.0%	48.8%	52.3%	51.1%
% of FP17s for Band 1 Urgent Courses	40	1,301	3.1%	10.0%	9.5%	9.0%
% of FP17s Relating to Free Repair or Replacements	0	1,301	0.0%	0.6%	0.7%	0.8%
% of FP17s Relating to Continuations	0	1,301	0.0%	0.7%	0.8%	0.9%
% of Patients satisfied with the dentistry they have received	2	2	N/A	93.6%	93.6%	93.3%
% of Patients satisfied with the time they had to wait for an appointment	2	2	N/A	88.9%	88.8%	88.9%

\* This is based on patients treated on this contract for their most recent course of treatment. Figures in italics indicate the base number of FP17s or Patient Questionnaire responses are less than 100. N/A is shown where the base number of responses is less than 10 during the period. % is calculated as Quantity/Base number\*100

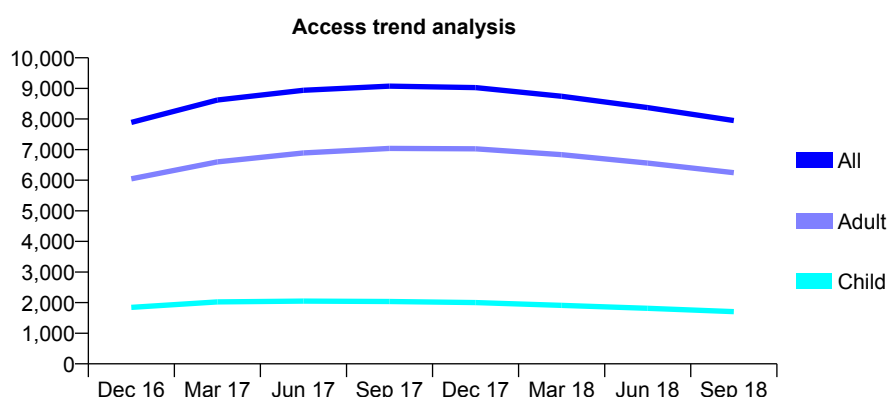
# Q67 - Vital Signs At a Glance Contract Report for 175153/0001 - September 2018

Name or company name	Harbour Dental Practice Partnership
Contract type name	GDS Contract
Purpose of contract	General
Contract start date	01/12/2015
Contract end date	

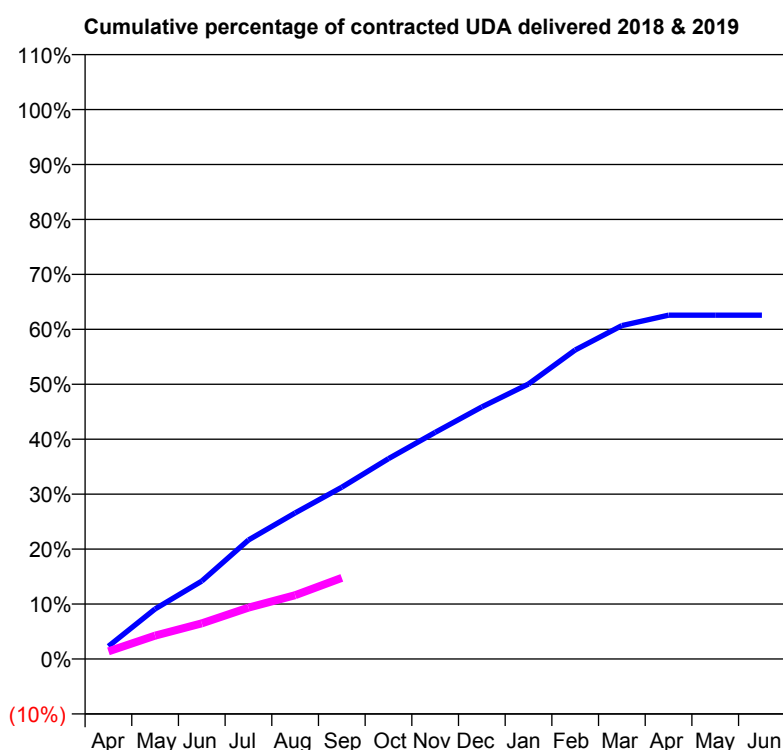
18/19 Contracted general activity (UDA)	34,114
Carry forward general activity (UDA)	0
18/19 Contracted orthodontic activity (UOA)	0
Carry forward orthodontic activity (UOA)	0
Baseline contract value	£949,429.93

## ACCESS\*

Patients seen in 24 months	Total	Change since previous quarter
Quarter ending September 2017	9,074	
Quarter ending December 2017	9,028	→
Quarter ending March 2018	8,743	↓
Quarter ending June 2018	8,373	↓
Quarter ending September 2018	7,950	↓
<b>Variance since September 2017</b>	<b>(12.4%)</b>	<b>↓</b>



## ACTIVITY



Adjusted Scheduled Activity (UDA)		
Month	2018	2019
April	791	472
May	3,110	1,455
June	4,839	2,216
July	7,390	3,194
August	9,069	3,962
September	10,663	5,038
October	12,440	
November	14,065	
December	15,651	
January	17,073	
February	19,181	
March	20,699	
April	21,342	
May	21,342	
June	21,342	

## QUALITY

	Quantity	Base Number	Contract	AT	Region	England
% of FP17s for the same patient ID Re-attending within 3 months - Children	30	511	5.9%	11.0%	11.1%	11.6%
% of FP17s for the same patient ID Re-attending within 3 months - Adults	339	2,197	15.4%	16.1%	15.3%	15.5%
% of FP17s for the same patient ID Re-attending between 3 & 9 months - Children	161	511	31.5%	55.6%	61.1%	58.8%
% of FP17s for the same patient ID Re-attending between 3 & 9 months - Adults	956	2,197	43.5%	48.8%	52.3%	51.1%
% of FP17s for Band 1 Urgent Courses	440	2,537	17.3%	10.0%	9.5%	9.0%
% of FP17s Relating to Free Repair or Replacements	12	2,537	0.5%	0.6%	0.7%	0.8%
% of FP17s Relating to Continuations	33	2,537	1.3%	0.7%	0.8%	0.9%
% of Patients satisfied with the dentistry they have received	1	2	N/A	93.6%	93.6%	93.3%
% of Patients satisfied with the time they had to wait for an appointment	1	2	N/A	88.9%	88.8%	88.9%

\* This is based on patients treated on this contract for their most recent course of treatment. Figures in italics indicate the base number of FP17s or Patient Questionnaire responses are less than 100. N/A is shown where the base number of responses is less than 10 during the period. % is calculated as Quantity/Base number\*100

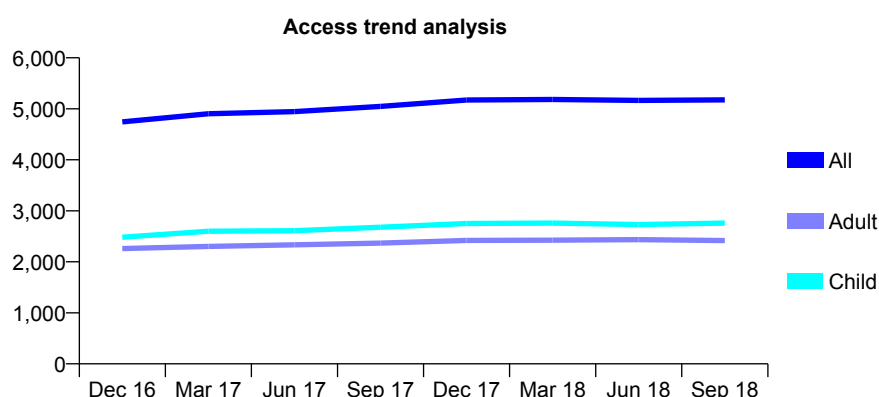
# Q67 - Vital Signs At a Glance Contract Report for 175420/0004 - September 2018

Name or company name	Simon Collins Community Dental Service
Contract type name	PDS Contract
Purpose of contract	General
Contract start date	01/12/2012
Contract end date	31/03/2019

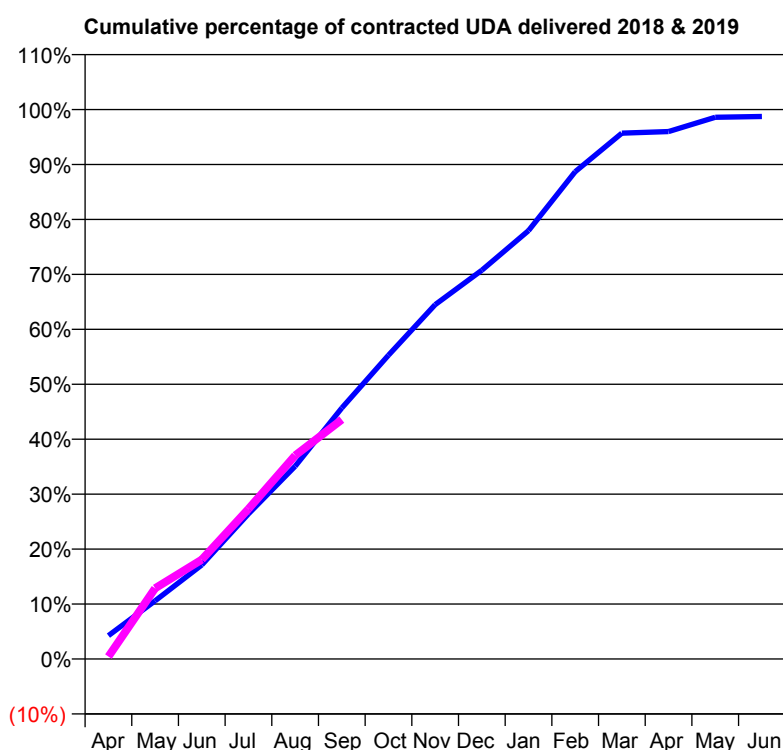
18/19 Contracted general activity (UDA)	14,592
Carry forward general activity (UDA)	0
18/19 Contracted orthodontic activity (UOA)	0
Carry forward orthodontic activity (UOA)	0
Baseline contract value	£1,742,125.35

## ACCESS\*

Patients seen in 24 months	Total	Change since previous quarter
Quarter ending September 2017	5,046	
Quarter ending December 2017	5,172	↑
Quarter ending March 2018	5,184	→
Quarter ending June 2018	5,165	→
Quarter ending September 2018	5,176	→
<b>Variance since September 2017</b>	<b>2.6%</b>	<b>↑</b>



## ACTIVITY



Adjusted Scheduled Activity (UDA)		
Month	2018	2019
April	623	66
May	1,545	1,877
June	2,499	2,639
July	3,853	3,984
August	5,117	5,404
September	6,665	6,357
October	8,068	
November	9,411	
December	10,323	
January	11,374	
February	12,941	
March	13,965	
April	14,007	
May	14,384	
June	14,405	

## QUALITY

	Quantity	Base Number	Contract	AT	Region	England
% of FP17s for the same patient ID Re-attending within 3 months - Children	212	2,235	9.5%	11.0%	11.1%	11.6%
% of FP17s for the same patient ID Re-attending within 3 months - Adults	250	1,636	15.3%	16.1%	15.3%	15.5%
% of FP17s for the same patient ID Re-attending between 3 & 9 months - Children	729	2,235	32.6%	55.6%	61.1%	58.8%
% of FP17s for the same patient ID Re-attending between 3 & 9 months - Adults	732	1,636	44.7%	48.8%	52.3%	51.1%
% of FP17s for Band 1 Urgent Courses	228	3,615	6.3%	10.0%	9.5%	9.0%
% of FP17s Relating to Free Repair or Replacements	9	3,615	0.2%	0.6%	0.7%	0.8%
% of FP17s Relating to Continuations	28	3,615	0.8%	0.7%	0.8%	0.9%
% of Patients satisfied with the dentistry they have received	5	5	N/A	93.6%	93.6%	93.3%
% of Patients satisfied with the time they had to wait for an appointment	4	5	N/A	88.9%	88.8%	88.9%

\* This is based on patients treated on this contract for their most recent course of treatment. Figures in italics indicate the base number of FP17s or Patient Questionnaire responses are less than 100. N/A is shown where the base number of responses is less than 10 during the period. % is calculated as Quantity/Base number\*100

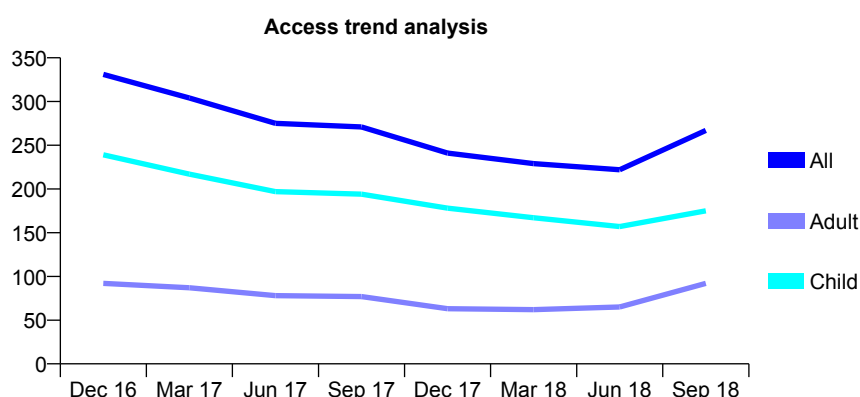
# Q67 - Vital Signs At a Glance Contract Report for 175420/0005 - September 2018

Name or company name	Simon Collins Community Dental Service
Contract type name	PDS Contract
Purpose of contract	General
Contract start date	01/12/2012
Contract end date	31/03/2019

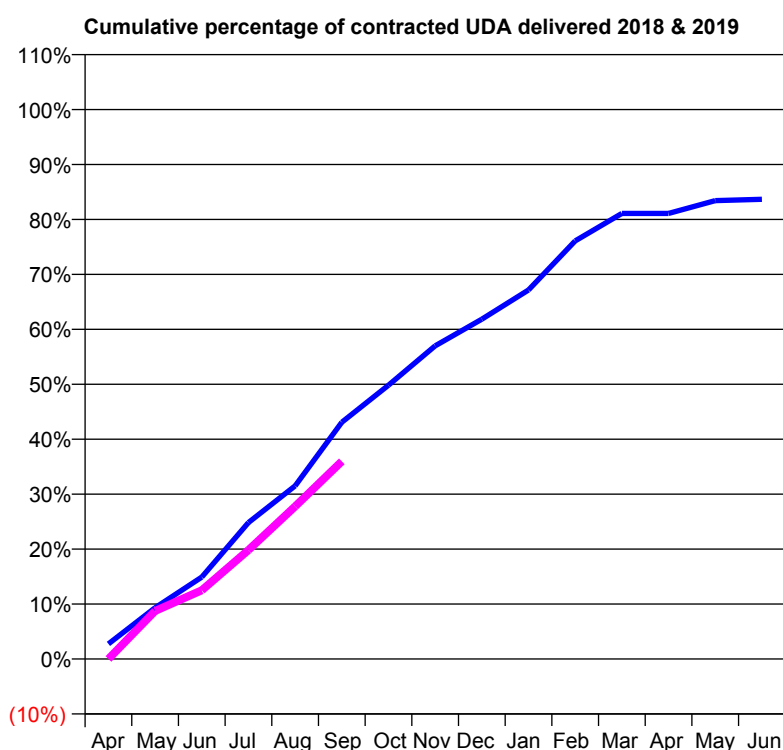
18/19 Contracted general activity (UDA)	1,200
Carry forward general activity (UDA)	0
18/19 Contracted orthodontic activity (UOA)	0
Carry forward orthodontic activity (UOA)	0
Baseline contract value	£107,971.94

## ACCESS\*

Patients seen in 24 months	Total	Change since previous quarter
Quarter ending September 2017	271	
Quarter ending December 2017	241	↓
Quarter ending March 2018	229	↓
Quarter ending June 2018	222	↓
Quarter ending September 2018	267	↑
<b>Variance since September 2017</b>	<b>(1.5%)</b>	<b>↓</b>



## ACTIVITY



Adjusted Scheduled Activity (UDA)		
Month	2018	2019
April	33	0
May	112	105
June	179	150
July	298	238
August	378	333
September	517	432
October	598	
November	684	
December	742	
January	806	
February	913	
March	973	
April	973	
May	1,001	
June	1,004	

## QUALITY

	Quantity	Base Number	Contract	AT	Region	England
% of FP17s for the same patient ID Re-attending within 3 months - Children	3	140	2.1%	11.0%	11.1%	11.6%
% of FP17s for the same patient ID Re-attending within 3 months - Adults	0	63	0.0%	16.1%	15.3%	15.5%
% of FP17s for the same patient ID Re-attending between 3 & 9 months - Children	0	140	0.0%	55.6%	61.1%	58.8%
% of FP17s for the same patient ID Re-attending between 3 & 9 months - Adults	4	63	6.3%	48.8%	52.3%	51.1%
% of FP17s for Band 1 Urgent Courses	8	191	4.2%	10.0%	9.5%	9.0%
% of FP17s Relating to Free Repair or Replacements	0	191	0.0%	0.6%	0.7%	0.8%
% of FP17s Relating to Continuations	1	191	0.5%	0.7%	0.8%	0.9%
% of Patients satisfied with the dentistry they have received	0	0	N/A	93.6%	93.6%	93.3%
% of Patients satisfied with the time they had to wait for an appointment	0	0	N/A	88.9%	88.8%	88.9%

\* This is based on patients treated on this contract for their most recent course of treatment. Figures in italics indicate the base number of FP17s or Patient Questionnaire responses are less than 100. N/A is shown where the base number of responses is less than 10 during the period. % is calculated as Quantity/Base number\*100

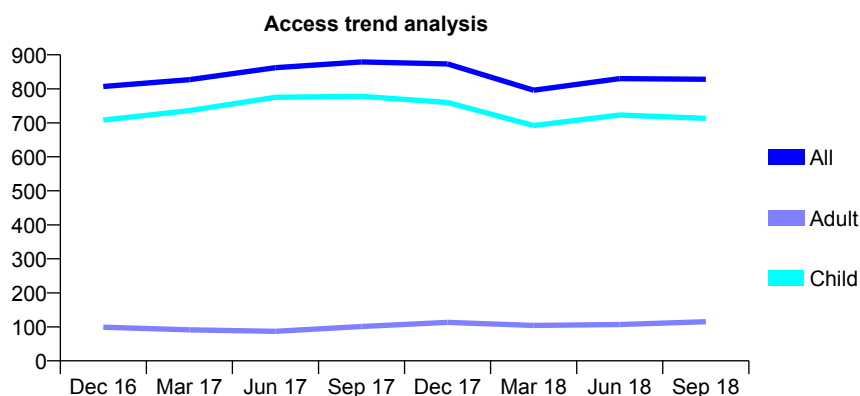
## Q67 - Vital Signs At a Glance Contract Report for 175420/0006 - September 2018

Name or company name	Simon Collins Community Dental Service
Contract type name	PDS Contract
Purpose of contract	General
Contract start date	01/12/2012
Contract end date	31/03/2019

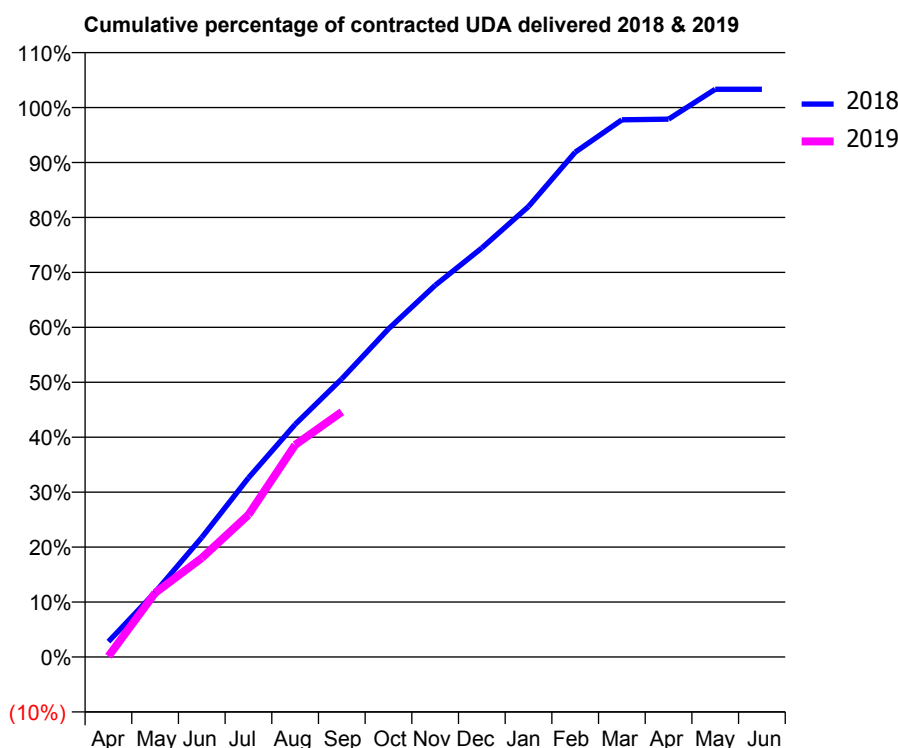
18/19 Contracted general activity (UDA)	2,358
Carry forward general activity (UDA)	0
18/19 Contracted orthodontic activity (UOA)	0
Carry forward orthodontic activity (UOA)	0
Baseline contract value	£725,680.77

### ACCESS\*

Patients seen in 24 months	Total	Change since previous quarter
Quarter ending September 2017	879	
Quarter ending December 2017	873	→
Quarter ending March 2018	796	↓
Quarter ending June 2018	830	↑
Quarter ending September 2018	828	→
<b>Variance since September 2017</b>	<b>(5.8%)</b>	<b>↓</b>



### ACTIVITY



Month	Adjusted Scheduled Activity (UDA)	
	2018	2019
April	66	3
May	278	275
June	513	425
July	769	610
August	998	910
September	1,194	1,052
October	1,408	
November	1,595	
December	1,755	
January	1,933	
February	2,166	
March	2,305	
April	2,308	
May	2,436	
June	2,436	

### QUALITY

	Quantity	Base Number	Contract	AT	Region	England
% of FP17s for the same patient ID Re-attending within 3 months - Children	0	362	0.0%	11.0%	11.1%	11.6%
% of FP17s for the same patient ID Re-attending within 3 months - Adults	2	55	3.6%	16.1%	15.3%	15.5%
% of FP17s for the same patient ID Re-attending between 3 & 9 months - Children	5	362	1.4%	55.6%	61.1%	58.8%
% of FP17s for the same patient ID Re-attending between 3 & 9 months - Adults	0	55	0.0%	48.8%	52.3%	51.1%
% of FP17s for Band 1 Urgent Courses	0	370	0.0%	10.0%	9.5%	9.0%
% of FP17s Relating to Free Repair or Replacements	0	370	0.0%	0.6%	0.7%	0.8%
% of FP17s Relating to Continuations	0	370	0.0%	0.7%	0.8%	0.9%
% of Patients satisfied with the dentistry they have received	0	0	N/A	93.6%	93.6%	93.3%
% of Patients satisfied with the time they had to wait for an appointment	0	0	N/A	88.9%	88.8%	88.9%

\* This is based on patients treated on this contract for their most recent course of treatment. Figures in italics indicate the base number of FP17s or Patient Questionnaire responses are less than 100. N/A is shown where the base number of responses is less than 10 during the period. % is calculated as Quantity/Base number\*100



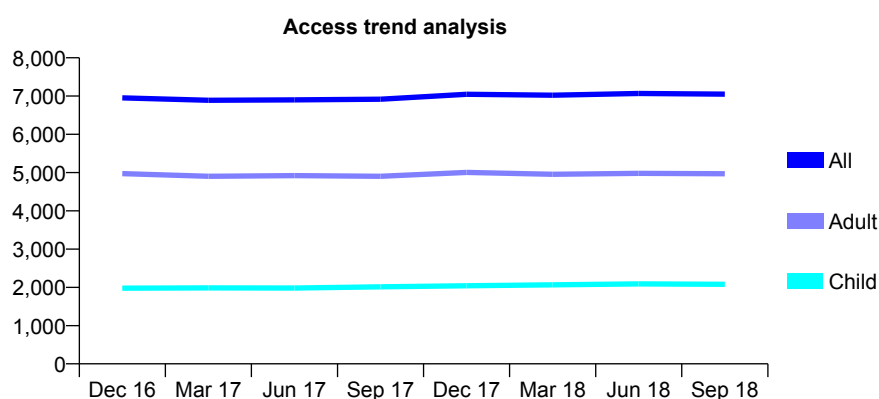
## Q67 - Vital Signs At a Glance Contract Report for 176125/0001 - September 2018

Name or company name	Uddin & Akhtar
Contract type name	GDS Contract
Purpose of contract	General
Contract start date	01/01/2011
Contract end date	

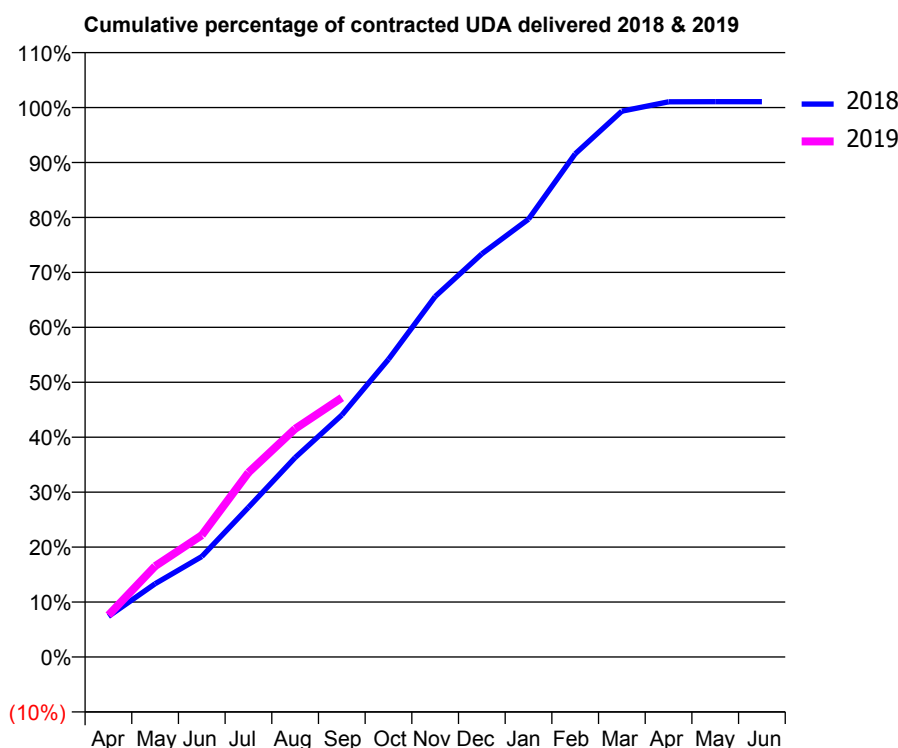
18/19 Contracted general activity (UDA)	20,060
Carry forward general activity (UDA)	0
18/19 Contracted orthodontic activity (UOA)	0
Carry forward orthodontic activity (UOA)	0
Baseline contract value	£555,141.89

### ACCESS\*

Patients seen in 24 months	Total	Change since previous quarter
Quarter ending September 2017	6,916	
Quarter ending December 2017	7,046	→
Quarter ending March 2018	7,022	→
Quarter ending June 2018	7,069	→
Quarter ending September 2018	7,049	→
<b>Variance since September 2017</b>	<b>1.9%</b>	<b>→</b>



### ACTIVITY



Adjusted Scheduled Activity (UDA)		
Month	2018	2019
April	1,482	1,527
May	2,673	3,316
June	3,667	4,449
July	5,463	6,734
August	7,281	8,332
September	8,831	9,466
October	10,867	
November	13,160	
December	14,718	
January	15,985	
February	18,367	
March	19,927	
April	20,268	
May	20,270	
June	20,270	

### QUALITY

	Quantity	Base Number	Contract	AT	Region	England
% of FP17s for the same patient ID Re-attending within 3 months - Children	68	1,487	4.6%	11.0%	11.1%	11.6%
% of FP17s for the same patient ID Re-attending within 3 months - Adults	245	3,195	7.7%	16.1%	15.3%	15.5%
% of FP17s for the same patient ID Re-attending between 3 & 9 months - Children	905	1,487	60.9%	55.6%	61.1%	58.8%
% of FP17s for the same patient ID Re-attending between 3 & 9 months - Adults	1,848	3,195	57.8%	48.8%	52.3%	51.1%
% of FP17s for Band 1 Urgent Courses	185	3,912	4.7%	10.0%	9.5%	9.0%
% of FP17s Relating to Free Repair or Replacements	16	3,912	0.4%	0.6%	0.7%	0.8%
% of FP17s Relating to Continuations	6	3,912	0.2%	0.7%	0.8%	0.9%
% of Patients satisfied with the dentistry they have received	2	2	N/A	93.6%	93.6%	93.3%
% of Patients satisfied with the time they had to wait for an appointment	2	2	N/A	88.9%	88.8%	88.9%

\* This is based on patients treated on this contract for their most recent course of treatment. Figures in italics indicate the base number of FP17s or Patient Questionnaire responses are less than 100. N/A is shown where the base number of responses is less than 10 during the period. % is calculated as Quantity/Base number\*100

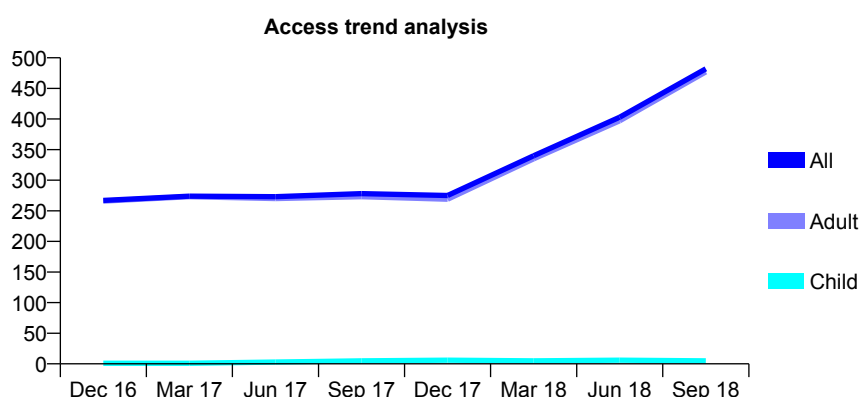
# Q67 - Vital Signs At a Glance Contract Report for 176125/0002 - September 2018

Name or company name	Uddin & Akhtar
Contract type name	PDS Contract
Purpose of contract	General
Contract start date	10/03/2011
Contract end date	31/03/2020

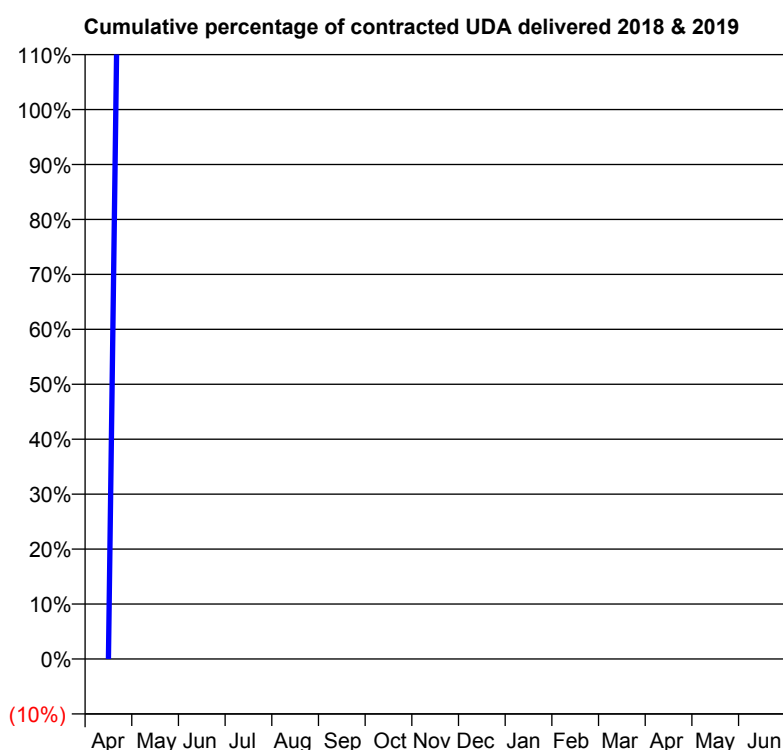
18/19 Contracted general activity (UDA)	11
Carry forward general activity (UDA)	0
18/19 Contracted orthodontic activity (UOA)	0
Carry forward orthodontic activity (UOA)	0
Baseline contract value	£61,441.00

## ACCESS\*

Patients seen in 24 months	Total	Change since previous quarter
Quarter ending September 2017	278	
Quarter ending December 2017	275	↓
Quarter ending March 2018	340	↑
Quarter ending June 2018	403	↑
Quarter ending September 2018	482	↑
<b>Variance since September 2017</b>	<b>73.4%</b>	<b>↑</b>



## ACTIVITY



Adjusted Scheduled Activity (UDA)		
Month	2018	2019
April	0	45
May	69	266
June	87	383
July	185	474
August	185	750
September	257	750
October	286	
November	286	
December	433	
January	433	
February	570	
March	781	
April	839	
May	839	
June	839	

## QUALITY

	Quantity	Base Number	Contract	AT	Region	England
% of FP17s for the same patient ID Re-attending within 3 months - Children	0	2	0.0%	11.0%	11.1%	11.6%
% of FP17s for the same patient ID Re-attending within 3 months - Adults	0	272	0.0%	16.1%	15.3%	15.5%
% of FP17s for the same patient ID Re-attending between 3 & 9 months - Children	0	2	0.0%	55.6%	61.1%	58.8%
% of FP17s for the same patient ID Re-attending between 3 & 9 months - Adults	1	272	0.4%	48.8%	52.3%	51.1%
% of FP17s for Band 1 Urgent Courses	1	254	0.4%	10.0%	9.5%	9.0%
% of FP17s Relating to Free Repair or Replacements	0	254	0.0%	0.6%	0.7%	0.8%
% of FP17s Relating to Continuations	0	254	0.0%	0.7%	0.8%	0.9%
% of Patients satisfied with the dentistry they have received	0	0	N/A	93.6%	93.6%	93.3%
% of Patients satisfied with the time they had to wait for an appointment	0	0	N/A	88.9%	88.8%	88.9%

\* This is based on patients treated on this contract for their most recent course of treatment. Figures in italics indicate the base number of FP17s or Patient Questionnaire responses are less than 100. N/A is shown where the base number of responses is less than 10 during the period. % is calculated as Quantity/Base number\*100

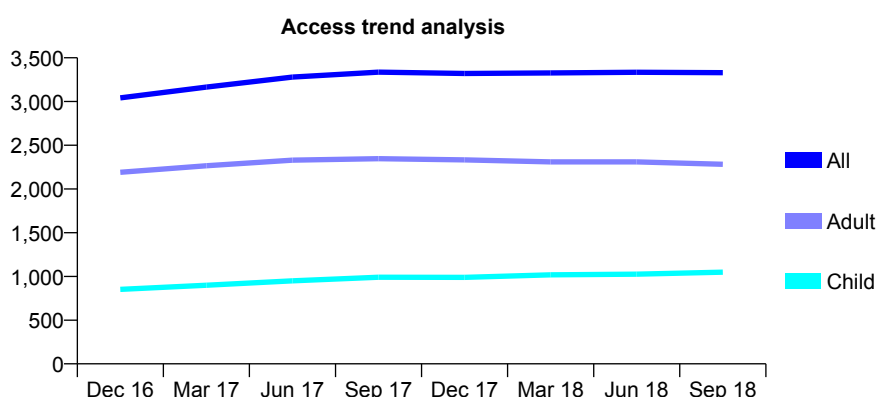
# Q67 - Vital Signs At a Glance Contract Report for 176680/0001 - September 2018

Name or company name	Tricon House Dental Practice
Contract type name	GDS Contract
Purpose of contract	General
Contract start date	01/09/2015
Contract end date	

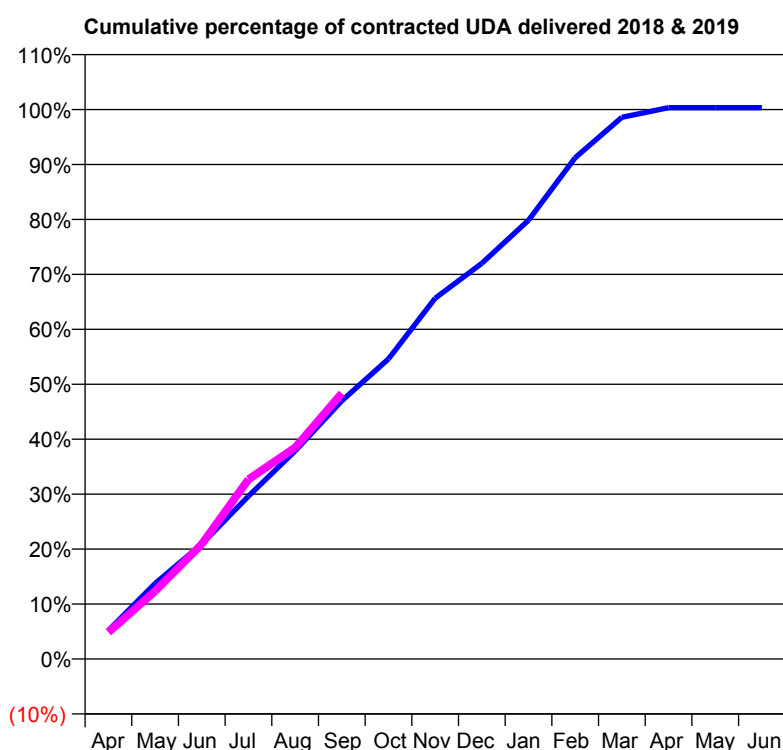
18/19 Contracted general activity (UDA)	8,599
Carry forward general activity (UDA)	0
18/19 Contracted orthodontic activity (UOA)	0
Carry forward orthodontic activity (UOA)	0
Baseline contract value	£212,645.78

## ACCESS\*

Patients seen in 24 months	Total	Change since previous quarter
Quarter ending September 2017	3,336	
Quarter ending December 2017	3,321	→
Quarter ending March 2018	3,327	→
Quarter ending June 2018	3,335	→
Quarter ending September 2018	3,330	→
<b>Variance since September 2017</b>	<b>(0.2%)</b>	→



## ACTIVITY



Adjusted Scheduled Activity (UDA)		
Month	2018	2019
April	448	418
May	1,182	1,064
June	1,800	1,798
July	2,550	2,812
August	3,257	3,308
September	4,040	4,157
October	4,696	
November	5,646	
December	6,193	
January	6,867	
February	7,845	
March	8,478	
April	8,627	
May	8,628	
June	8,628	

## QUALITY

	Quantity	Base Number	Contract	AT	Region	England
% of FP17s for the same patient ID Re-attending within 3 months - Children	42	800	5.3%	11.0%	11.1%	11.6%
% of FP17s for the same patient ID Re-attending within 3 months - Adults	308	1,852	16.6%	16.1%	15.3%	15.5%
% of FP17s for the same patient ID Re-attending between 3 & 9 months - Children	500	800	62.5%	55.6%	61.1%	58.8%
% of FP17s for the same patient ID Re-attending between 3 & 9 months - Adults	1,195	1,852	64.5%	48.8%	52.3%	51.1%
% of FP17s for Band 1 Urgent Courses	132	2,577	5.1%	10.0%	9.5%	9.0%
% of FP17s Relating to Free Repair or Replacements	0	2,577	0.0%	0.6%	0.7%	0.8%
% of FP17s Relating to Continuations	65	2,577	2.5%	0.7%	0.8%	0.9%
% of Patients satisfied with the dentistry they have received	5	5	N/A	93.6%	93.6%	93.3%
% of Patients satisfied with the time they had to wait for an appointment	5	5	N/A	88.9%	88.8%	88.9%

\* This is based on patients treated on this contract for their most recent course of treatment. Figures in italics indicate the base number of FP17s or Patient Questionnaire responses are less than 100. N/A is shown where the base number of responses is less than 10 during the period. % is calculated as Quantity/Base number\*100

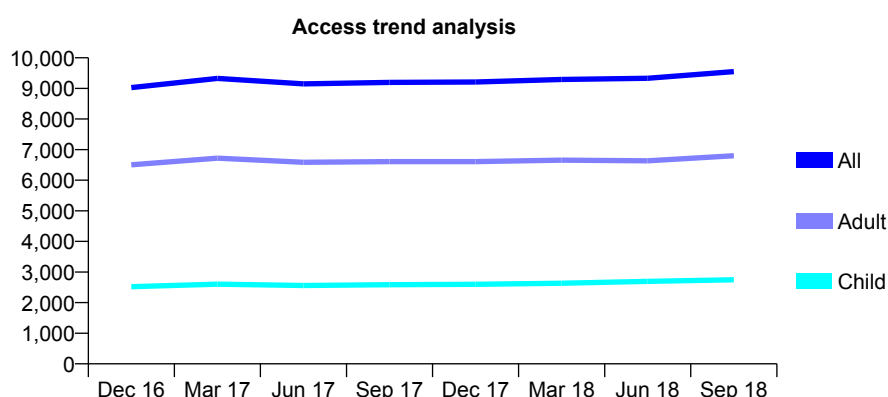
# Q67 - Vital Signs At a Glance Contract Report for 182583/0001 - September 2018

Name or company name	The City Way Practice
Contract type name	GDS Contract
Purpose of contract	General
Contract start date	01/05/2012
Contract end date	

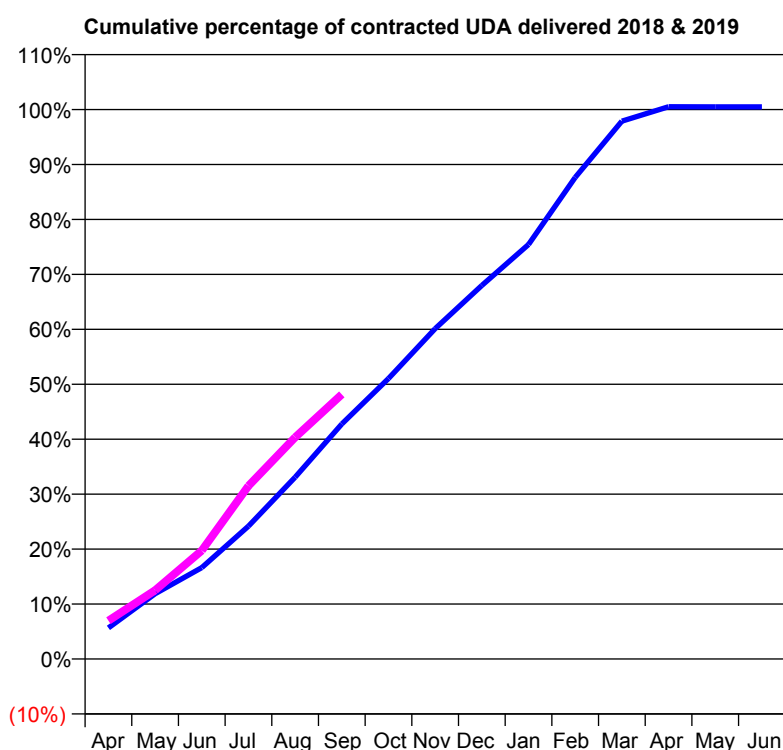
18/19 Contracted general activity (UDA)	26,183
Carry forward general activity (UDA)	0
18/19 Contracted orthodontic activity (UOA)	0
Carry forward orthodontic activity (UOA)	0
Baseline contract value	£654,593.87

## ACCESS\*

Patients seen in 24 months	Total	Change since previous quarter
Quarter ending September 2017	9,196	
Quarter ending December 2017	9,209	→
Quarter ending March 2018	9,291	→
Quarter ending June 2018	9,330	→
Quarter ending September 2018	9,548	↑
<b>Variance since September 2017</b>	<b>3.8%</b>	<b>↑</b>



## ACTIVITY



Adjusted Scheduled Activity (UDA)		
Month	2018	2019
April	1,481	1,826
May	3,111	3,278
June	4,353	5,170
July	6,332	8,253
August	8,661	10,562
September	11,199	12,611
October	13,366	
November	15,743	
December	17,800	
January	19,754	
February	22,949	
March	25,630	
April	26,314	
May	26,308	
June	26,309	

## QUALITY

	Quantity	Base Number	Contract	AT	Region	England
% of FP17s for the same patient ID Re-attending within 3 months - Children	99	1,891	5.2%	11.0%	11.1%	11.6%
% of FP17s for the same patient ID Re-attending within 3 months - Adults	429	4,010	10.7%	16.1%	15.3%	15.5%
% of FP17s for the same patient ID Re-attending between 3 & 9 months - Children	988	1,891	52.2%	55.6%	61.1%	58.8%
% of FP17s for the same patient ID Re-attending between 3 & 9 months - Adults	1,796	4,010	44.8%	48.8%	52.3%	51.1%
% of FP17s for Band 1 Urgent Courses	420	5,648	7.4%	10.0%	9.5%	9.0%
% of FP17s Relating to Free Repair or Replacements	115	5,648	2.0%	0.6%	0.7%	0.8%
% of FP17s Relating to Continuations	12	5,648	0.2%	0.7%	0.8%	0.9%
% of Patients satisfied with the dentistry they have received	4	4	N/A	93.6%	93.6%	93.3%
% of Patients satisfied with the time they had to wait for an appointment	4	4	N/A	88.9%	88.8%	88.9%

\* This is based on patients treated on this contract for their most recent course of treatment. Figures in italics indicate the base number of FP17s or Patient Questionnaire responses are less than 100. N/A is shown where the base number of responses is less than 10 during the period. % is calculated as Quantity/Base number\*100

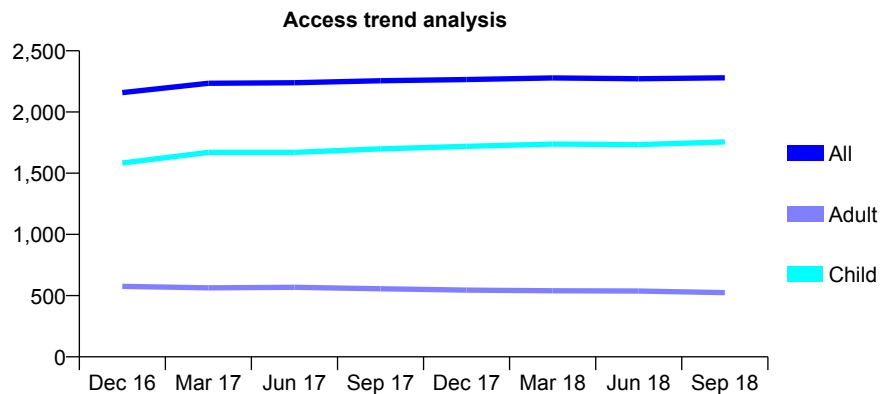
## Q67 - Vital Signs At a Glance Contract Report for 183156/0001 - September 2018

Name or company name	Roseacre Cottage Dental Practice
Contract type name	GDS Contract
Purpose of contract	General
Contract start date	01/12/2012
Contract end date	

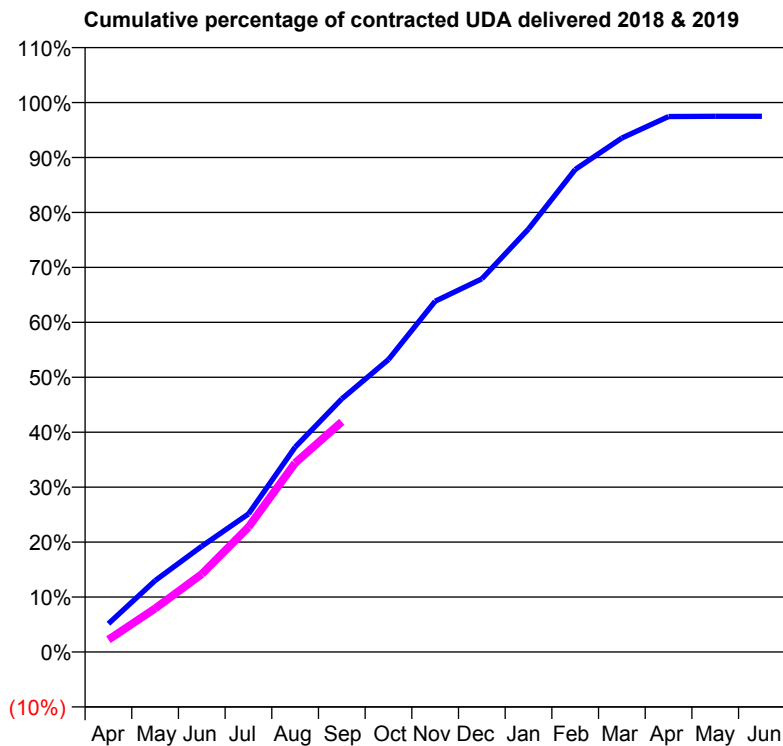
18/19 Contracted general activity (UDA)	4,700
Carry forward general activity (UDA)	118
18/19 Contracted orthodontic activity (UOA)	0
Carry forward orthodontic activity (UOA)	0
Baseline contract value	£127,775.31

### ACCESS\*

Patients seen in 24 months	Total	Change since previous quarter
Quarter ending September 2017	2,255	
Quarter ending December 2017	2,265	→
Quarter ending March 2018	2,278	→
Quarter ending June 2018	2,272	→
Quarter ending September 2018	2,279	→
<b>Variance since September 2017</b>	<b>1.1%</b>	<b>→</b>



### ACTIVITY



Adjusted Scheduled Activity (UDA)		
Month	2018	2019
April	242	106
May	611	372
June	905	667
July	1,181	1,068
August	1,752	1,616
September	2,166	1,969
October	2,502	
November	3,001	
December	3,192	
January	3,618	
February	4,127	
March	4,397	
April	4,580	
May	4,582	
June	4,582	

### QUALITY

	Quantity	Base Number	Contract	AT	Region	England
% of FP17s for the same patient ID Re-attending within 3 months - Children	105	1,527	6.9%	11.0%	11.1%	11.6%
% of FP17s for the same patient ID Re-attending within 3 months - Adults	16	283	5.7%	16.1%	15.3%	15.5%
% of FP17s for the same patient ID Re-attending between 3 & 9 months - Children	1,040	1,527	68.1%	55.6%	61.1%	58.8%
% of FP17s for the same patient ID Re-attending between 3 & 9 months - Adults	181	283	64.0%	48.8%	52.3%	51.1%
% of FP17s for Band 1 Urgent Courses	71	1,660	4.3%	10.0%	9.5%	9.0%
% of FP17s Relating to Free Repair or Replacements	2	1,660	0.1%	0.6%	0.7%	0.8%
% of FP17s Relating to Continuations	0	1,660	0.0%	0.7%	0.8%	0.9%
% of Patients satisfied with the dentistry they have received	0	0	N/A	93.6%	93.6%	93.3%
% of Patients satisfied with the time they had to wait for an appointment	0	0	N/A	88.9%	88.8%	88.9%

\* This is based on patients treated on this contract for their most recent course of treatment. Figures in italics indicate the base number of FP17s or Patient Questionnaire responses are less than 100. N/A is shown where the base number of responses is less than 10 during the period. % is calculated as Quantity/Base number\*100

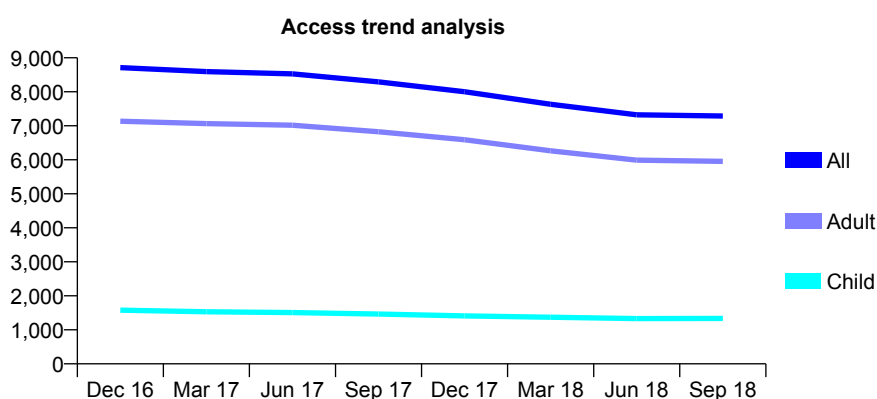
# Q67 - Vital Signs At a Glance Contract Report for 183202/0002 - September 2018

Name or company name	Stanhope Road Dental Practice Partnership
Contract type name	GDS Contract
Purpose of contract	General
Contract start date	22/06/2015
Contract end date	

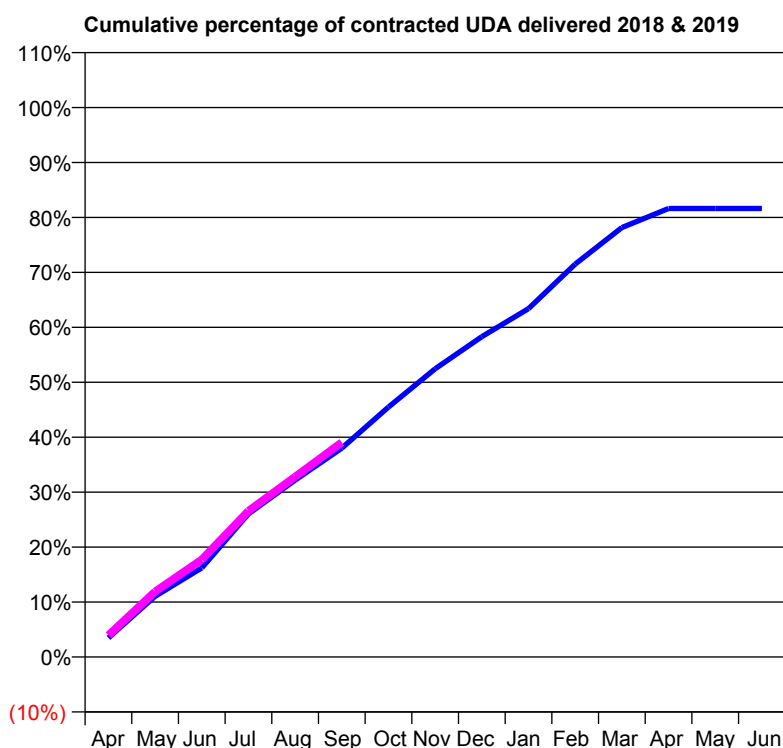
18/19 Contracted general activity (UDA)	28,000
Carry forward general activity (UDA)	0
18/19 Contracted orthodontic activity (UOA)	0
Carry forward orthodontic activity (UOA)	0
Baseline contract value	£704,259.78

## ACCESS\*

Patients seen in 24 months	Total	Change since previous quarter
Quarter ending September 2017	8,292	
Quarter ending December 2017	8,000	↓
Quarter ending March 2018	7,635	↓
Quarter ending June 2018	7,325	↓
Quarter ending September 2018	7,289	→
<b>Variance since September 2017</b>	<b>(12.1%)</b>	<b>↓</b>



## ACTIVITY



Adjusted Scheduled Activity (UDA)		
Month	2018	2019
April	972	1,112
May	3,094	3,331
June	4,539	4,965
July	7,293	7,446
August	9,011	9,184
September	10,642	10,935
October	12,734	
November	14,687	
December	16,324	
January	17,753	
February	20,023	
March	21,885	
April	22,854	
May	22,852	
June	22,851	

## QUALITY

	Quantity	Base Number	Contract	AT	Region	England
% of FP17s for the same patient ID Re-attending within 3 months - Children	46	1,048	4.4%	11.0%	11.1%	11.6%
% of FP17s for the same patient ID Re-attending within 3 months - Adults	508	4,847	10.5%	16.1%	15.3%	15.5%
% of FP17s for the same patient ID Re-attending between 3 & 9 months - Children	620	1,048	59.2%	55.6%	61.1%	58.8%
% of FP17s for the same patient ID Re-attending between 3 & 9 months - Adults	3,178	4,847	65.6%	48.8%	52.3%	51.1%
% of FP17s for Band 1 Urgent Courses	437	5,469	8.0%	10.0%	9.5%	9.0%
% of FP17s Relating to Free Repair or Replacements	12	5,469	0.2%	0.6%	0.7%	0.8%
% of FP17s Relating to Continuations	53	5,469	1.0%	0.7%	0.8%	0.9%
% of Patients satisfied with the dentistry they have received	3	3	N/A	93.6%	93.6%	93.3%
% of Patients satisfied with the time they had to wait for an appointment	3	3	N/A	88.9%	88.8%	88.9%

\* This is based on patients treated on this contract for their most recent course of treatment. Figures in italics indicate the base number of FP17s or Patient Questionnaire responses are less than 100. N/A is shown where the base number of responses is less than 10 during the period. % is calculated as Quantity/Base number\*100

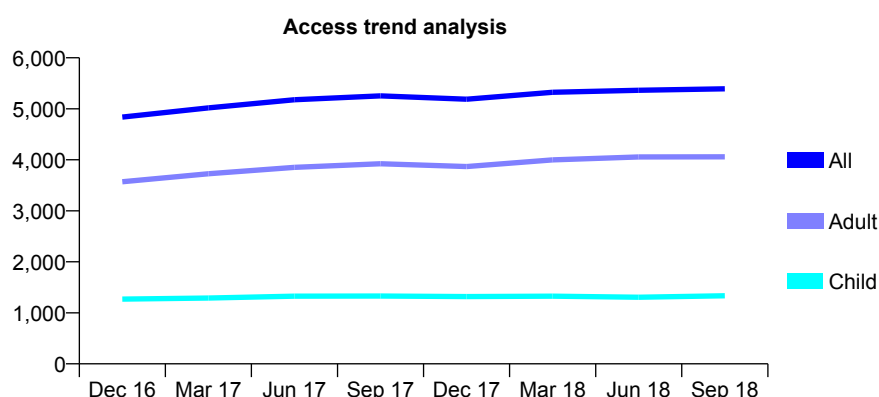
# Q67 - Vital Signs At a Glance Contract Report for 183725/0001 - September 2018

Name or company name	Blackbull Road Dental Surgery
Contract type name	GDS Contract
Purpose of contract	General
Contract start date	14/01/2015
Contract end date	

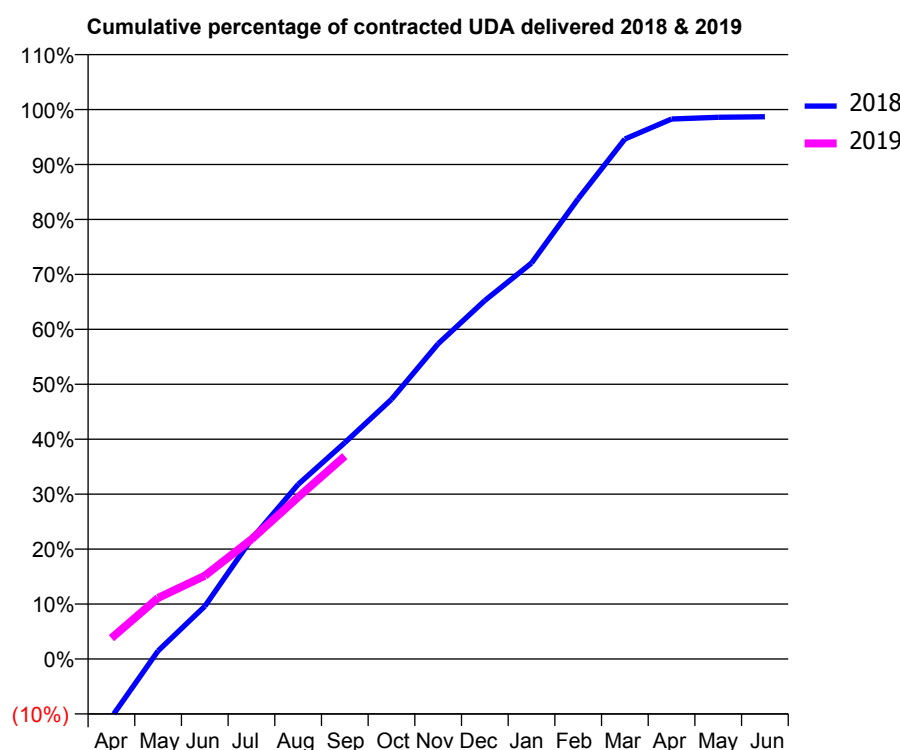
18/19 Contracted general activity (UDA)	21,020
Carry forward general activity (UDA)	239
18/19 Contracted orthodontic activity (UOA)	0
Carry forward orthodontic activity (UOA)	0
Baseline contract value	£504,068.87

## ACCESS\*

Patients seen in 24 months	Total	Change since previous quarter
Quarter ending September 2017	5,253	
Quarter ending December 2017	5,189	↓
Quarter ending March 2018	5,325	↑
Quarter ending June 2018	5,364	→
Quarter ending September 2018	5,392	→
<b>Variance since September 2017</b>	<b>2.6%</b>	<b>↑</b>



## ACTIVITY



Adjusted Scheduled Activity (UDA)		
Month	2018	2019
April	-1,922	797
May	268	2,338
June	1,729	3,183
July	3,928	4,579
August	5,724	6,191
September	7,094	7,760
October	8,515	
November	10,341	
December	11,755	
January	12,984	
February	15,095	
March	17,052	
April	17,707	
May	17,764	
June	17,781	

## QUALITY

	Quantity	Base Number	Contract	AT	Region	England
% of FP17s for the same patient ID Re-attending within 3 months - Children	59	762	7.7%	11.0%	11.1%	11.6%
% of FP17s for the same patient ID Re-attending within 3 months - Adults	293	2,110	13.9%	16.1%	15.3%	15.5%
% of FP17s for the same patient ID Re-attending between 3 & 9 months - Children	295	762	38.7%	55.6%	61.1%	58.8%
% of FP17s for the same patient ID Re-attending between 3 & 9 months - Adults	671	2,110	31.8%	48.8%	52.3%	51.1%
% of FP17s for Band 1 Urgent Courses	315	2,671	11.8%	10.0%	9.5%	9.0%
% of FP17s Relating to Free Repair or Replacements	17	2,671	0.6%	0.6%	0.7%	0.8%
% of FP17s Relating to Continuations	15	2,671	0.6%	0.7%	0.8%	0.9%
% of Patients satisfied with the dentistry they have received	3	4	N/A	93.6%	93.6%	93.3%
% of Patients satisfied with the time they had to wait for an appointment	3	4	N/A	88.9%	88.8%	88.9%

\* This is based on patients treated on this contract for their most recent course of treatment. Figures in italics indicate the base number of FP17s or Patient Questionnaire responses are less than 100. N/A is shown where the base number of responses is less than 10 during the period. % is calculated as Quantity/Base number\*100



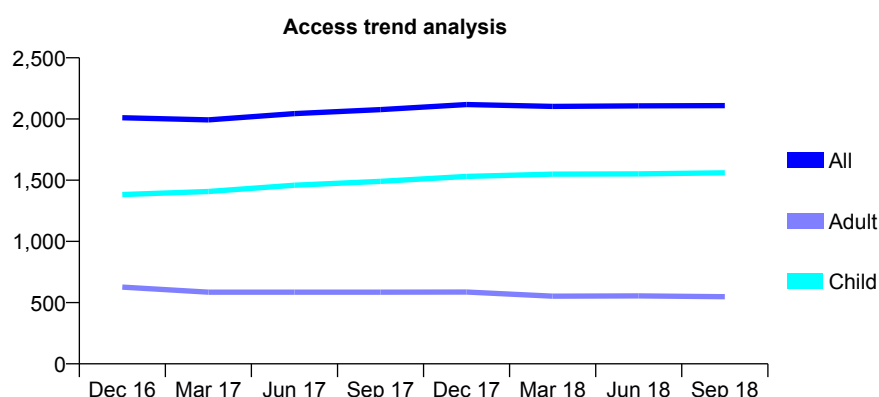
# Q67 - Vital Signs At a Glance Contract Report for 186112/0001 - September 2018

Name or company name	Hoo Dental Care Ltd
Contract type name	GDS Contract
Purpose of contract	General
Contract start date	01/04/2011
Contract end date	

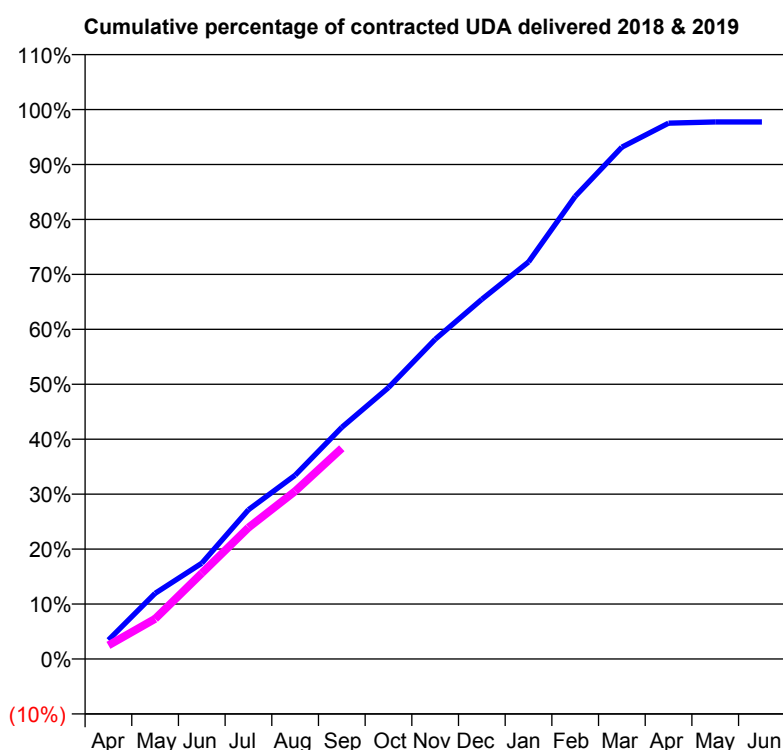
18/19 Contracted general activity (UDA)	5,487
Carry forward general activity (UDA)	124
18/19 Contracted orthodontic activity (UOA)	0
Carry forward orthodontic activity (UOA)	0
Baseline contract value	£144,966.15

## ACCESS\*

Patients seen in 24 months	Total	Change since previous quarter
Quarter ending September 2017	2,077	
Quarter ending December 2017	2,118	→
Quarter ending March 2018	2,103	→
Quarter ending June 2018	2,107	→
Quarter ending September 2018	2,110	→
<b>Variance since September 2017</b>	<b>1.6%</b>	<b>→</b>



## ACTIVITY



Adjusted Scheduled Activity (UDA)		
Month	2018	2019
April	190	136
May	656	402
June	956	856
July	1,490	1,312
August	1,835	1,675
September	2,314	2,105
October	2,710	
November	3,193	
December	3,592	
January	3,965	
February	4,619	
March	5,111	
April	5,350	
May	5,362	
June	5,362	

## QUALITY

	Quantity	Base Number	Contract	AT	Region	England
% of FP17s for the same patient ID Re-attending within 3 months - Children	110	1,190	9.2%	11.0%	11.1%	11.6%
% of FP17s for the same patient ID Re-attending within 3 months - Adults	36	261	13.8%	16.1%	15.3%	15.5%
% of FP17s for the same patient ID Re-attending between 3 & 9 months - Children	713	1,190	59.9%	55.6%	61.1%	58.8%
% of FP17s for the same patient ID Re-attending between 3 & 9 months - Adults	144	261	55.2%	48.8%	52.3%	51.1%
% of FP17s for Band 1 Urgent Courses	81	1,325	6.1%	10.0%	9.5%	9.0%
% of FP17s Relating to Free Repair or Replacements	1	1,325	0.1%	0.6%	0.7%	0.8%
% of FP17s Relating to Continuations	1	1,325	0.1%	0.7%	0.8%	0.9%
% of Patients satisfied with the dentistry they have received	1	1	N/A	93.6%	93.6%	93.3%
% of Patients satisfied with the time they had to wait for an appointment	1	1	N/A	88.9%	88.8%	88.9%

\* This is based on patients treated on this contract for their most recent course of treatment. Figures in italics indicate the base number of FP17s or Patient Questionnaire responses are less than 100. N/A is shown where the base number of responses is less than 10 during the period. % is calculated as Quantity/Base number\*100

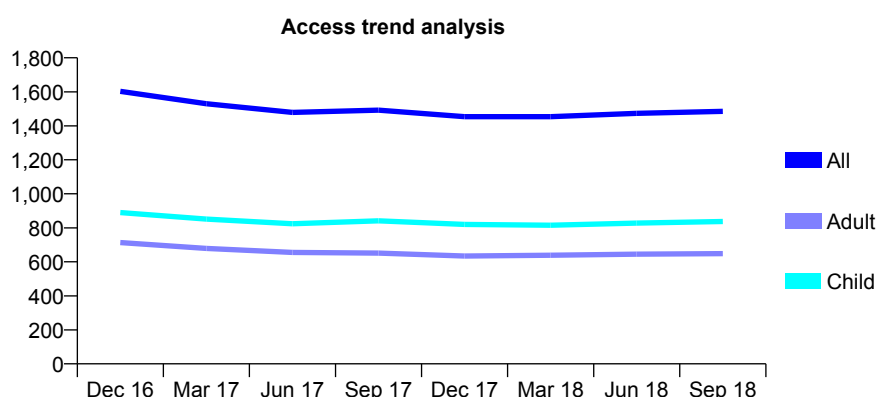
# Q67 - Vital Signs At a Glance Contract Report for 192511/0001 - September 2018

Name or company name	Highstreet Medical Dental
Contract type name	GDS Contract
Purpose of contract	General
Contract start date	22/07/2012
Contract end date	

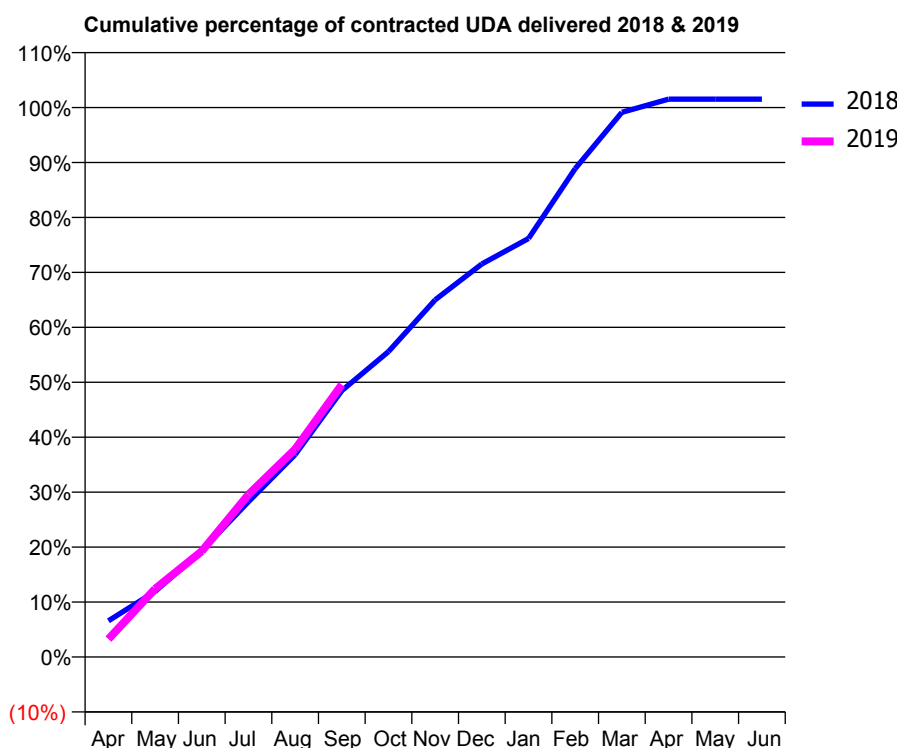
18/19 Contracted general activity (UDA)	5,107
Carry forward general activity (UDA)	0
18/19 Contracted orthodontic activity (UOA)	0
Carry forward orthodontic activity (UOA)	0
Baseline contract value	£127,679.49

## ACCESS\*

Patients seen in 24 months	Total	Change since previous quarter
Quarter ending September 2017	1,492	
Quarter ending December 2017	1,454	↓
Quarter ending March 2018	1,454	→
Quarter ending June 2018	1,473	→
Quarter ending September 2018	1,485	→
<b>Variance since September 2017</b>	<b>(0.5%)</b>	→



## ACTIVITY



Adjusted Scheduled Activity (UDA)		
Month	2018	2019
April	336	167
May	609	633
June	988	983
July	1,443	1,511
August	1,881	1,932
September	2,476	2,532
October	2,839	
November	3,320	
December	3,653	
January	3,890	
February	4,539	
March	5,062	
April	5,184	
May	5,184	
June	5,184	

## QUALITY

	Quantity	Base Number	Contract	AT	Region	England
% of FP17s for the same patient ID Re-attending within 3 months - Children	45	623	7.2%	11.0%	11.1%	11.6%
% of FP17s for the same patient ID Re-attending within 3 months - Adults	47	391	12.0%	16.1%	15.3%	15.5%
% of FP17s for the same patient ID Re-attending between 3 & 9 months - Children	319	623	51.2%	55.6%	61.1%	58.8%
% of FP17s for the same patient ID Re-attending between 3 & 9 months - Adults	181	391	46.3%	48.8%	52.3%	51.1%
% of FP17s for Band 1 Urgent Courses	64	828	7.7%	10.0%	9.5%	9.0%
% of FP17s Relating to Free Repair or Replacements	0	828	0.0%	0.6%	0.7%	0.8%
% of FP17s Relating to Continuations	0	828	0.0%	0.7%	0.8%	0.9%
% of Patients satisfied with the dentistry they have received	2	3	N/A	93.6%	93.6%	93.3%
% of Patients satisfied with the time they had to wait for an appointment	3	3	N/A	88.9%	88.8%	88.9%

\* This is based on patients treated on this contract for their most recent course of treatment. Figures in italics indicate the base number of FP17s or Patient Questionnaire responses are less than 100. N/A is shown where the base number of responses is less than 10 during the period. % is calculated as Quantity/Base number\*100

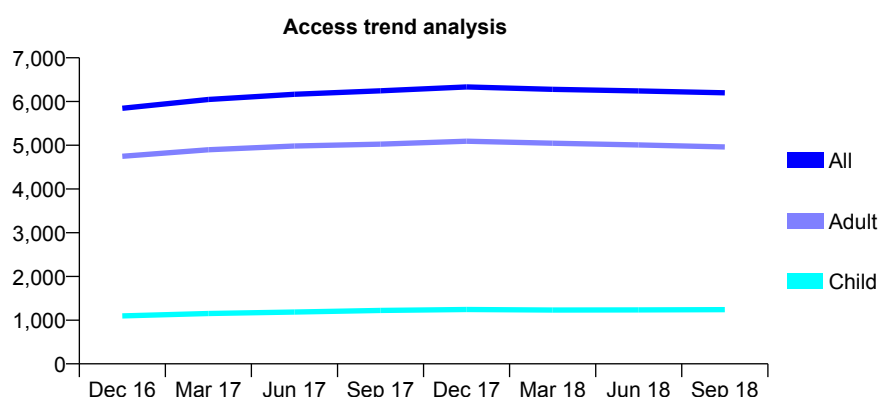
# Q67 - Vital Signs At a Glance Contract Report for 193224/0001 - September 2018

Name or company name	Wyndcott Ltd
Contract type name	GDS Contract
Purpose of contract	General
Contract start date	01/04/2013
Contract end date	

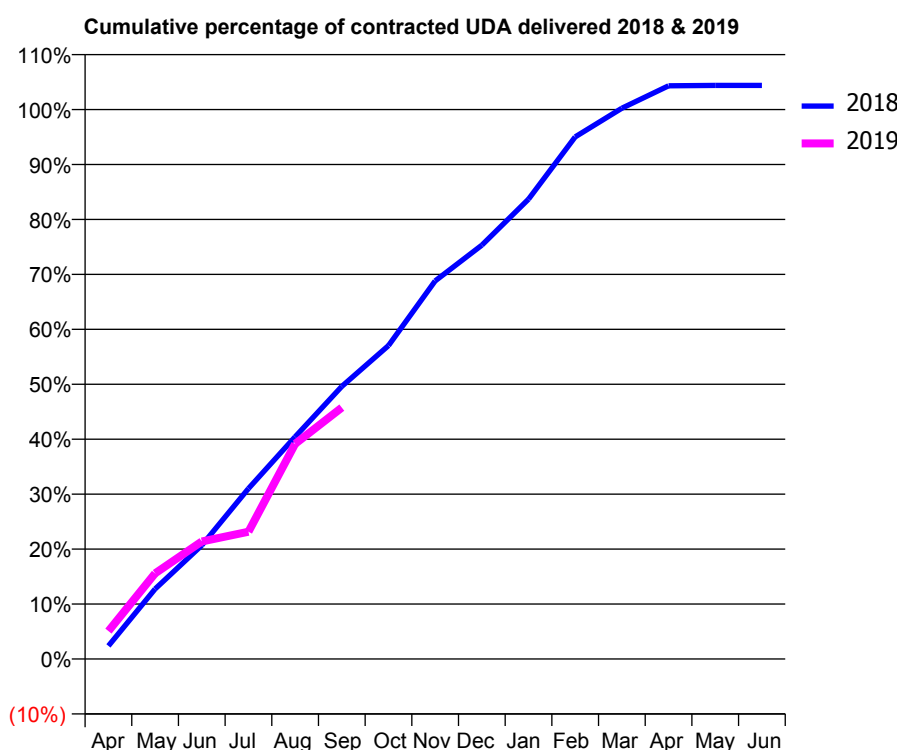
18/19 Contracted general activity (UDA)	15,384
Carry forward general activity (UDA)	0
18/19 Contracted orthodontic activity (UOA)	0
Carry forward orthodontic activity (UOA)	0
Baseline contract value	£380,441.71

## ACCESS\*

Patients seen in 24 months	Total	Change since previous quarter
Quarter ending September 2017	6,246	
Quarter ending December 2017	6,335	→
Quarter ending March 2018	6,278	→
Quarter ending June 2018	6,242	→
Quarter ending September 2018	6,199	→
<b>Variance since September 2017</b>	<b>(0.8%)</b>	→



## ACTIVITY



Adjusted Scheduled Activity (UDA)		
Month	2018	2019
April	367	781
May	1,961	2,397
June	3,184	3,292
July	4,774	3,565
August	6,223	6,025
September	7,631	7,039
October	8,774	
November	10,585	
December	11,586	
January	12,874	
February	14,619	
March	15,420	
April	16,048	
May	16,060	
June	16,059	

## QUALITY

	Quantity	Base Number	Contract	AT	Region	England
% of FP17s for the same patient ID Re-attending within 3 months - Children	51	924	5.5%	11.0%	11.1%	11.6%
% of FP17s for the same patient ID Re-attending within 3 months - Adults	419	3,514	11.9%	16.1%	15.3%	15.5%
% of FP17s for the same patient ID Re-attending between 3 & 9 months - Children	547	924	59.2%	55.6%	61.1%	58.8%
% of FP17s for the same patient ID Re-attending between 3 & 9 months - Adults	2,119	3,514	60.3%	48.8%	52.3%	51.1%
% of FP17s for Band 1 Urgent Courses	368	3,662	10.0%	10.0%	9.5%	9.0%
% of FP17s Relating to Free Repair or Replacements	3	3,662	0.1%	0.6%	0.7%	0.8%
% of FP17s Relating to Continuations	6	3,662	0.2%	0.7%	0.8%	0.9%
% of Patients satisfied with the dentistry they have received	4	5	N/A	93.6%	93.6%	93.3%
% of Patients satisfied with the time they had to wait for an appointment	5	5	N/A	88.9%	88.8%	88.9%

\* This is based on patients treated on this contract for their most recent course of treatment. Figures in italics indicate the base number of FP17s or Patient Questionnaire responses are less than 100. N/A is shown where the base number of responses is less than 10 during the period. % is calculated as Quantity/Base number\*100

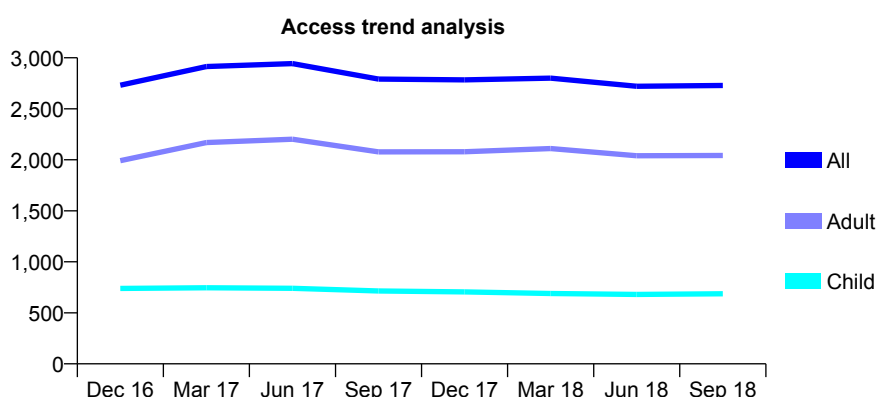
# Q67 - Vital Signs At a Glance Contract Report for 195081/0001 - September 2018

Name or company name	Photay and Associates
Contract type name	GDS Contract
Purpose of contract	General
Contract start date	16/11/2013
Contract end date	

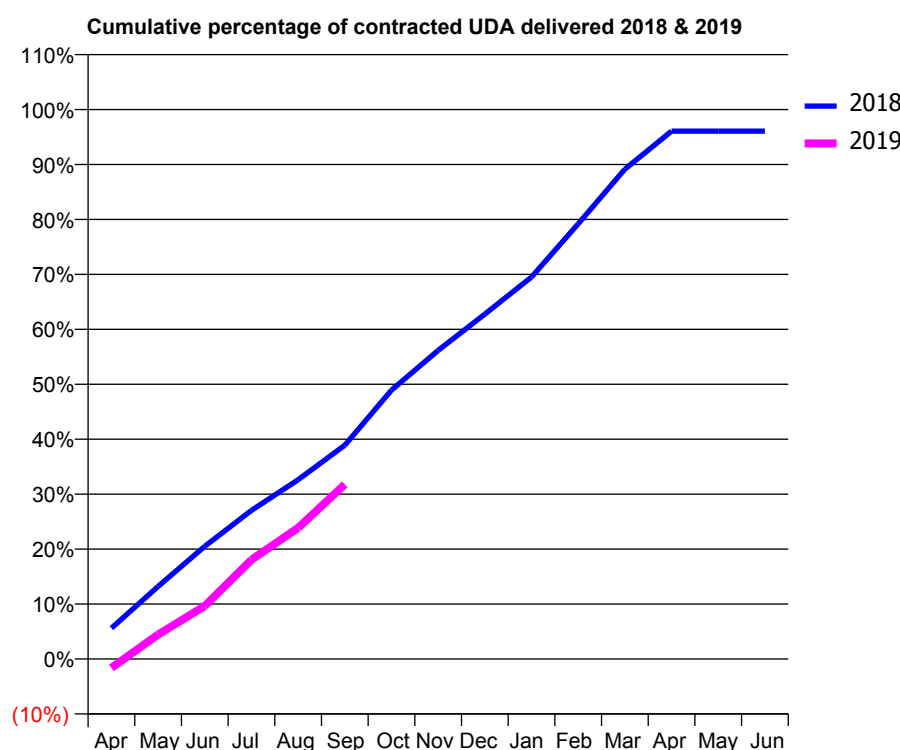
18/19 Contracted general activity (UDA)	8,016
Carry forward general activity (UDA)	315
18/19 Contracted orthodontic activity (UOA)	0
Carry forward orthodontic activity (UOA)	0
Baseline contract value	£229,634.48

## ACCESS\*

Patients seen in 24 months	Total	Change since previous quarter
Quarter ending September 2017	2,792	
Quarter ending December 2017	2,784	→
Quarter ending March 2018	2,800	→
Quarter ending June 2018	2,721	↓
Quarter ending September 2018	2,729	→
<b>Variance since September 2017</b>	<b>(2.3%)</b>	<b>↓</b>



## ACTIVITY



Adjusted Scheduled Activity (UDA)		
Month	2018	2019
April	450	-132
May	1,060	357
June	1,644	773
July	2,167	1,448
August	2,614	1,912
September	3,119	2,547
October	3,922	
November	4,503	
December	5,032	
January	5,571	
February	6,348	
March	7,147	
April	7,700	
May	7,700	
June	7,700	

## QUALITY

	Quantity	Base Number	Contract	AT	Region	England
% of FP17s for the same patient ID Re-attending within 3 months - Children	21	364	5.8%	11.0%	11.1%	11.6%
% of FP17s for the same patient ID Re-attending within 3 months - Adults	121	902	13.4%	16.1%	15.3%	15.5%
% of FP17s for the same patient ID Re-attending between 3 & 9 months - Children	105	364	28.8%	55.6%	61.1%	58.8%
% of FP17s for the same patient ID Re-attending between 3 & 9 months - Adults	231	902	25.6%	48.8%	52.3%	51.1%
% of FP17s for Band 1 Urgent Courses	167	1,106	15.1%	10.0%	9.5%	9.0%
% of FP17s Relating to Free Repair or Replacements	0	1,106	0.0%	0.6%	0.7%	0.8%
% of FP17s Relating to Continuations	13	1,106	1.2%	0.7%	0.8%	0.9%
% of Patients satisfied with the dentistry they have received	2	3	N/A	93.6%	93.6%	93.3%
% of Patients satisfied with the time they had to wait for an appointment	3	3	N/A	88.9%	88.8%	88.9%

\* This is based on patients treated on this contract for their most recent course of treatment. Figures in italics indicate the base number of FP17s or Patient Questionnaire responses are less than 100. N/A is shown where the base number of responses is less than 10 during the period. % is calculated as Quantity/Base number\*100

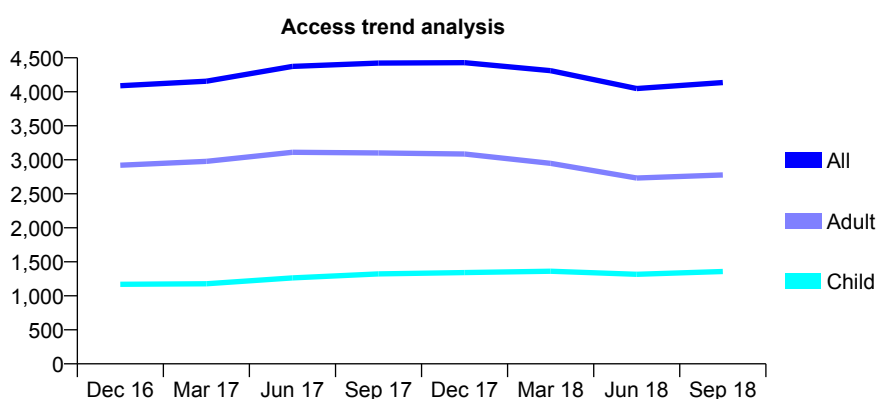
## Q67 - Vital Signs At a Glance Contract Report for 195081/0002 - September 2018

Name or company name	Photay and Associates
Contract type name	GDS Contract
Purpose of contract	General
Contract start date	16/11/2013
Contract end date	

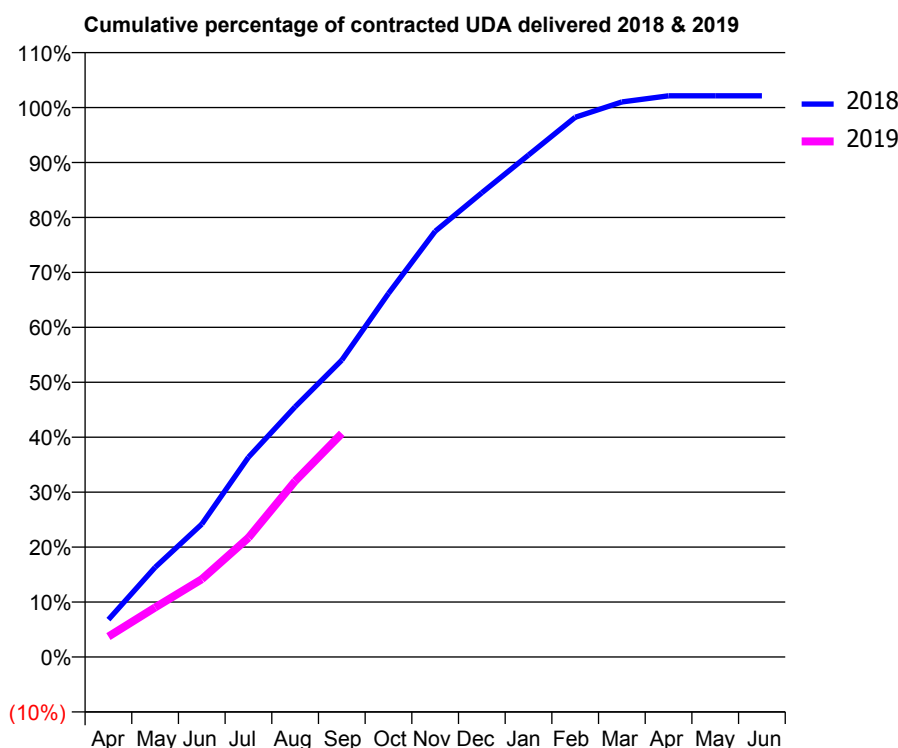
18/19 Contracted general activity (UDA)	10,027
Carry forward general activity (UDA)	0
18/19 Contracted orthodontic activity (UOA)	0
Carry forward orthodontic activity (UOA)	0
Baseline contract value	£282,056.26

### ACCESS\*

Patients seen in 24 months	Total	Change since previous quarter
Quarter ending September 2017	4,422	
Quarter ending December 2017	4,429	→
Quarter ending March 2018	4,310	↓
Quarter ending June 2018	4,049	↓
Quarter ending September 2018	4,136	↑
<b>Variance since September 2017</b>	<b>(6.5%)</b>	<b>↓</b>



### ACTIVITY



Adjusted Scheduled Activity (UDA)		
Month	2018	2019
April	683	373
May	1,635	904
June	2,425	1,419
July	3,647	2,177
August	4,565	3,211
September	5,418	4,078
October	6,635	
November	7,768	
December	8,471	
January	9,161	
February	9,848	
March	10,128	
April	10,240	
May	10,240	
June	10,240	

### QUALITY

	Quantity	Base Number	Contract	AT	Region	England
% of FP17s for the same patient ID Re-attending within 3 months - Children	38	712	5.3%	11.0%	11.1%	11.6%
% of FP17s for the same patient ID Re-attending within 3 months - Adults	129	1,063	12.1%	16.1%	15.3%	15.5%
% of FP17s for the same patient ID Re-attending between 3 & 9 months - Children	260	712	36.5%	55.6%	61.1%	58.8%
% of FP17s for the same patient ID Re-attending between 3 & 9 months - Adults	311	1,063	29.3%	48.8%	52.3%	51.1%
% of FP17s for Band 1 Urgent Courses	192	1,706	11.3%	10.0%	9.5%	9.0%
% of FP17s Relating to Free Repair or Replacements	8	1,706	0.5%	0.6%	0.7%	0.8%
% of FP17s Relating to Continuations	17	1,706	1.0%	0.7%	0.8%	0.9%
% of Patients satisfied with the dentistry they have received	0	1	N/A	93.6%	93.6%	93.3%
% of Patients satisfied with the time they had to wait for an appointment	1	1	N/A	88.9%	88.8%	88.9%

\* This is based on patients treated on this contract for their most recent course of treatment. Figures in italics indicate the base number of FP17s or Patient Questionnaire responses are less than 100. N/A is shown where the base number of responses is less than 10 during the period. % is calculated as Quantity/Base number\*100

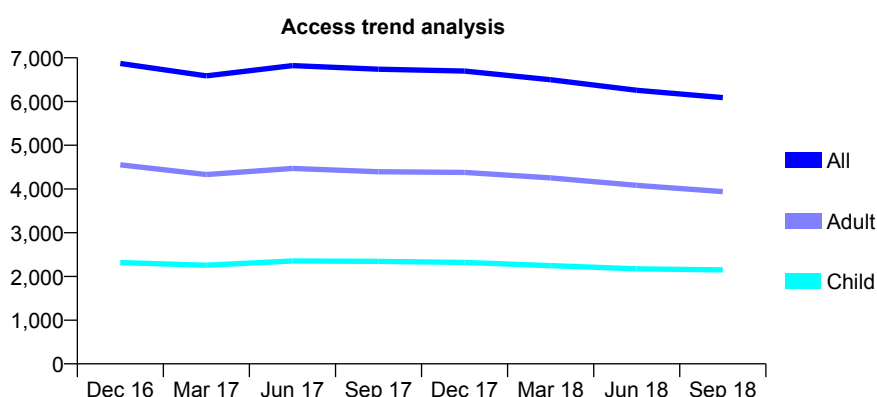
# Q67 - Vital Signs At a Glance Contract Report for 195081/0003 - September 2018

Name or company name	Photay and Associates
Contract type name	GDS Contract
Purpose of contract	General
Contract start date	16/11/2013
Contract end date	

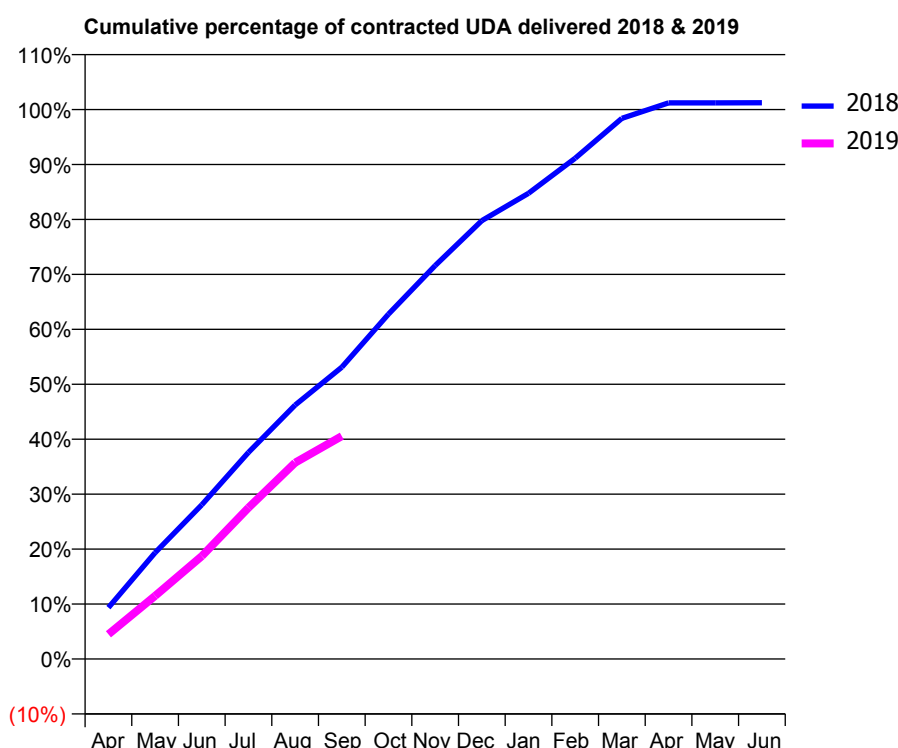
18/19 Contracted general activity (UDA)	16,891
Carry forward general activity (UDA)	0
18/19 Contracted orthodontic activity (UOA)	0
Carry forward orthodontic activity (UOA)	0
Baseline contract value	£417,699.71

## ACCESS\*

Patients seen in 24 months	Total	Change since previous quarter
Quarter ending September 2017	6,738	
Quarter ending December 2017	6,697	→
Quarter ending March 2018	6,497	↓
Quarter ending June 2018	6,256	↓
Quarter ending September 2018	6,090	↓
<b>Variance since September 2017</b>	<b>(9.6%)</b>	<b>↓</b>



## ACTIVITY



Adjusted Scheduled Activity (UDA)		
Month	2018	2019
April	1,579	760
May	3,270	1,939
June	4,740	3,162
July	6,352	4,651
August	7,808	6,037
September	8,972	6,851
October	10,603	
November	12,094	
December	13,476	
January	14,316	
February	15,392	
March	16,617	
April	17,095	
May	17,096	
June	17,098	

## QUALITY

	Quantity	Base Number	Contract	AT	Region	England
% of FP17s for the same patient ID Re-attending within 3 months - Children	91	1,431	6.4%	11.0%	11.1%	11.6%
% of FP17s for the same patient ID Re-attending within 3 months - Adults	240	2,199	10.9%	16.1%	15.3%	15.5%
% of FP17s for the same patient ID Re-attending between 3 & 9 months - Children	789	1,431	55.1%	55.6%	61.1%	58.8%
% of FP17s for the same patient ID Re-attending between 3 & 9 months - Adults	1,040	2,199	47.3%	48.8%	52.3%	51.1%
% of FP17s for Band 1 Urgent Courses	205	3,431	6.0%	10.0%	9.5%	9.0%
% of FP17s Relating to Free Repair or Replacements	19	3,431	0.6%	0.6%	0.7%	0.8%
% of FP17s Relating to Continuations	34	3,431	1.0%	0.7%	0.8%	0.9%
% of Patients satisfied with the dentistry they have received	2	2	N/A	93.6%	93.6%	93.3%
% of Patients satisfied with the time they had to wait for an appointment	2	2	N/A	88.9%	88.8%	88.9%

\* This is based on patients treated on this contract for their most recent course of treatment. Figures in italics indicate the base number of FP17s or Patient Questionnaire responses are less than 100. N/A is shown where the base number of responses is less than 10 during the period. % is calculated as Quantity/Base number\*100

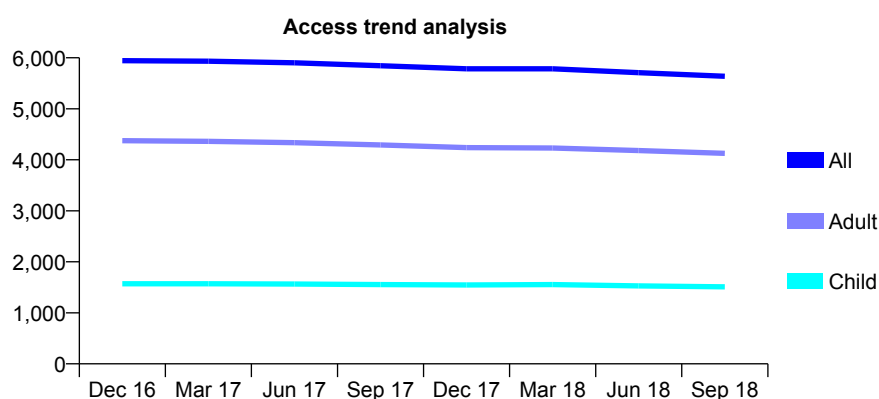
## Q67 - Vital Signs At a Glance Contract Report for 196770/0001 - September 2018

Name or company name	Simply Bright
Contract type name	GDS Contract
Purpose of contract	General
Contract start date	01/06/2011
Contract end date	

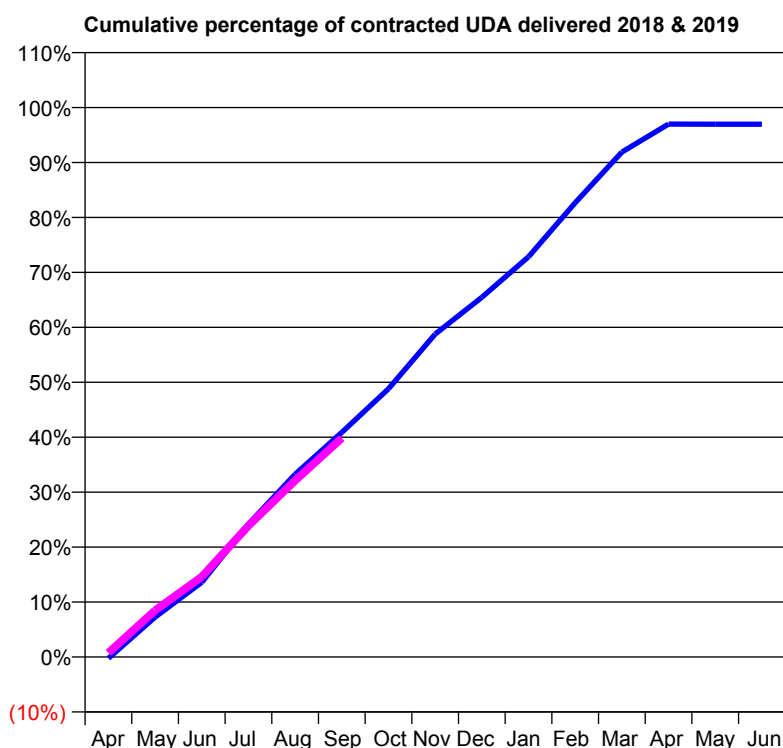
18/19 Contracted general activity (UDA)	14,148
Carry forward general activity (UDA)	432
18/19 Contracted orthodontic activity (UOA)	0
Carry forward orthodontic activity (UOA)	0
Baseline contract value	£376,540.05

### ACCESS\*

Patients seen in 24 months	Total	Change since previous quarter
Quarter ending September 2017	5,844	
Quarter ending December 2017	5,785	↓
Quarter ending March 2018	5,785	→
Quarter ending June 2018	5,708	↓
Quarter ending September 2018	5,638	↓
<b>Variance since September 2017</b>	<b>(3.5%)</b>	<b>↓</b>



### ACTIVITY



Adjusted Scheduled Activity (UDA)		
Month	2018	2019
April	-37	108
May	1,028	1,201
June	1,924	2,066
July	3,426	3,379
August	4,704	4,544
September	5,782	5,637
October	6,906	
November	8,315	
December	9,260	
January	10,303	
February	11,694	
March	13,000	
April	13,720	
May	13,716	
June	13,716	

### QUALITY

	Quantity	Base Number	Contract	AT	Region	England
% of FP17s for the same patient ID Re-attending within 3 months - Children	86	1,318	6.5%	11.0%	11.1%	11.6%
% of FP17s for the same patient ID Re-attending within 3 months - Adults	329	2,815	11.7%	16.1%	15.3%	15.5%
% of FP17s for the same patient ID Re-attending between 3 & 9 months - Children	862	1,318	65.4%	55.6%	61.1%	58.8%
% of FP17s for the same patient ID Re-attending between 3 & 9 months - Adults	1,528	2,815	54.3%	48.8%	52.3%	51.1%
% of FP17s for Band 1 Urgent Courses	214	3,432	6.2%	10.0%	9.5%	9.0%
% of FP17s Relating to Free Repair or Replacements	22	3,432	0.6%	0.6%	0.7%	0.8%
% of FP17s Relating to Continuations	18	3,432	0.5%	0.7%	0.8%	0.9%
% of Patients satisfied with the dentistry they have received	3	4	N/A	93.6%	93.6%	93.3%
% of Patients satisfied with the time they had to wait for an appointment	3	4	N/A	88.9%	88.8%	88.9%

\* This is based on patients treated on this contract for their most recent course of treatment. Figures in italics indicate the base number of FP17s or Patient Questionnaire responses are less than 100. N/A is shown where the base number of responses is less than 10 during the period. % is calculated as Quantity/Base number\*100



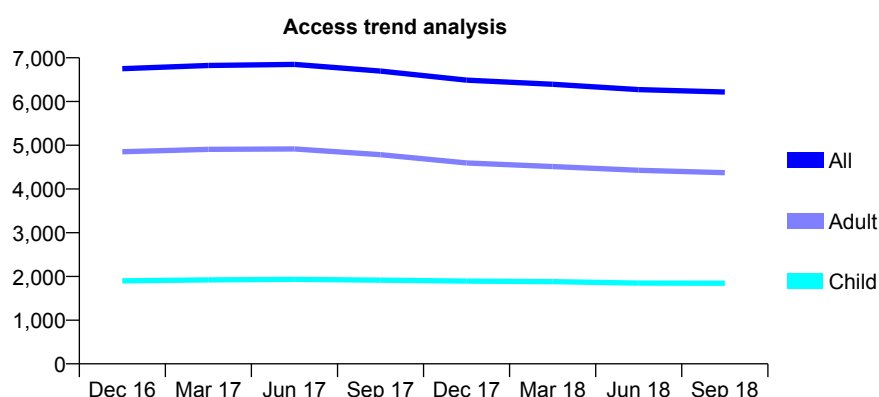
# Q67 - Vital Signs At a Glance Contract Report for 196770/0002 - September 2018

Name or company name	Simply Bright
Contract type name	GDS Contract
Purpose of contract	General
Contract start date	01/06/2011
Contract end date	

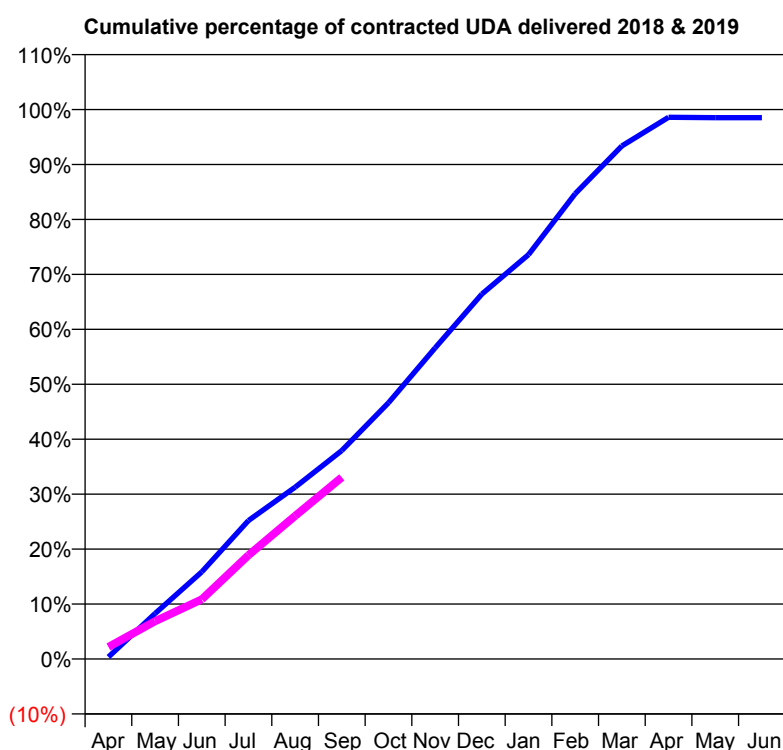
18/19 Contracted general activity (UDA)	18,000
Carry forward general activity (UDA)	269
18/19 Contracted orthodontic activity (UOA)	0
Carry forward orthodontic activity (UOA)	0
Baseline contract value	£477,969.60

## ACCESS\*

Patients seen in 24 months	Total	Change since previous quarter
Quarter ending September 2017	6,696	
Quarter ending December 2017	6,488	↓
Quarter ending March 2018	6,394	↓
Quarter ending June 2018	6,274	↓
Quarter ending September 2018	6,217	→
<b>Variance since September 2017</b>	<b>(7.2%)</b>	<b>↓</b>



## ACTIVITY



Adjusted Scheduled Activity (UDA)		
Month	2018	2019
April	69	396
May	1,492	1,238
June	2,853	1,956
July	4,535	3,401
August	5,628	4,691
September	6,828	5,950
October	8,394	
November	10,193	
December	11,954	
January	13,246	
February	15,242	
March	16,808	
April	17,744	
May	17,730	
June	17,730	

## QUALITY

	Quantity	Base Number	Contract	AT	Region	England
% of FP17s for the same patient ID Re-attending within 3 months - Children	42	1,090	3.9%	11.0%	11.1%	11.6%
% of FP17s for the same patient ID Re-attending within 3 months - Adults	348	2,500	13.9%	16.1%	15.3%	15.5%
% of FP17s for the same patient ID Re-attending between 3 & 9 months - Children	483	1,090	44.3%	55.6%	61.1%	58.8%
% of FP17s for the same patient ID Re-attending between 3 & 9 months - Adults	1,096	2,500	43.8%	48.8%	52.3%	51.1%
% of FP17s for Band 1 Urgent Courses	349	3,279	10.6%	10.0%	9.5%	9.0%
% of FP17s Relating to Free Repair or Replacements	34	3,279	1.0%	0.6%	0.7%	0.8%
% of FP17s Relating to Continuations	39	3,279	1.2%	0.7%	0.8%	0.9%
% of Patients satisfied with the dentistry they have received	3	3	N/A	93.6%	93.6%	93.3%
% of Patients satisfied with the time they had to wait for an appointment	3	3	N/A	88.9%	88.8%	88.9%

\* This is based on patients treated on this contract for their most recent course of treatment. Figures in italics indicate the base number of FP17s or Patient Questionnaire responses are less than 100. N/A is shown where the base number of responses is less than 10 during the period. % is calculated as Quantity/Base number\*100

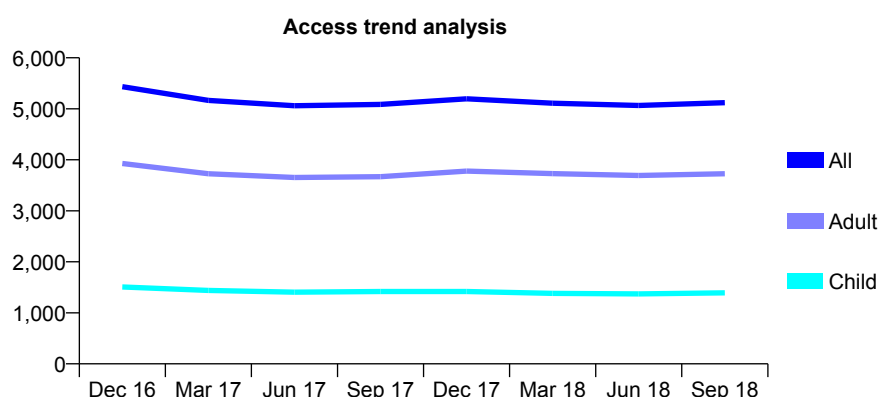
# Q67 - Vital Signs At a Glance Contract Report for 196940/0001 - September 2018

Name or company name	Mazdak Eyrumlu and Azad Eyrumlu
Contract type name	GDS Contract
Purpose of contract	General
Contract start date	01/04/2013
Contract end date	

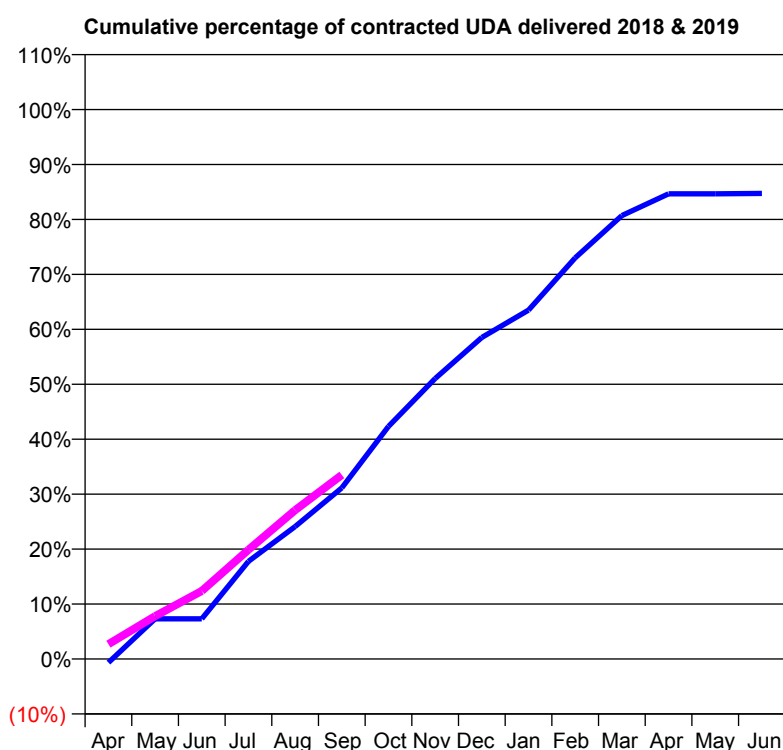
18/19 Contracted general activity (UDA)	19,344
Carry forward general activity (UDA)	0
18/19 Contracted orthodontic activity (UOA)	0
Carry forward orthodontic activity (UOA)	0
Baseline contract value	£565,420.58

## ACCESS\*

Patients seen in 24 months	Total	Change since previous quarter
Quarter ending September 2017	5,087	
Quarter ending December 2017	5,196	↑
Quarter ending March 2018	5,111	↓
Quarter ending June 2018	5,066	→
Quarter ending September 2018	5,119	→
<b>Variance since September 2017</b>	<b>0.6%</b>	<b>→</b>



## ACTIVITY



Adjusted Scheduled Activity (UDA)		
Month	2018	2019
April	-117	523
May	1,270	1,508
June	1,270	2,396
July	3,082	3,845
August	4,180	5,241
September	5,402	6,480
October	7,341	
November	8,852	
December	10,150	
January	11,014	
February	12,661	
March	13,998	
April	14,682	
May	14,683	
June	14,695	

## QUALITY

	Quantity	Base Number	Contract	AT	Region	England
% of FP17s for the same patient ID Re-attending within 3 months - Children	50	803	6.2%	11.0%	11.1%	11.6%
% of FP17s for the same patient ID Re-attending within 3 months - Adults	327	2,141	15.3%	16.1%	15.3%	15.5%
% of FP17s for the same patient ID Re-attending between 3 & 9 months - Children	351	803	43.7%	55.6%	61.1%	58.8%
% of FP17s for the same patient ID Re-attending between 3 & 9 months - Adults	836	2,141	39.0%	48.8%	52.3%	51.1%
% of FP17s for Band 1 Urgent Courses	398	2,704	14.7%	10.0%	9.5%	9.0%
% of FP17s Relating to Free Repair or Replacements	20	2,704	0.7%	0.6%	0.7%	0.8%
% of FP17s Relating to Continuations	24	2,704	0.9%	0.7%	0.8%	0.9%
% of Patients satisfied with the dentistry they have received	2	2	N/A	93.6%	93.6%	93.3%
% of Patients satisfied with the time they had to wait for an appointment	2	2	N/A	88.9%	88.8%	88.9%

\* This is based on patients treated on this contract for their most recent course of treatment. Figures in italics indicate the base number of FP17s or Patient Questionnaire responses are less than 100. N/A is shown where the base number of responses is less than 10 during the period. % is calculated as Quantity/Base number\*100

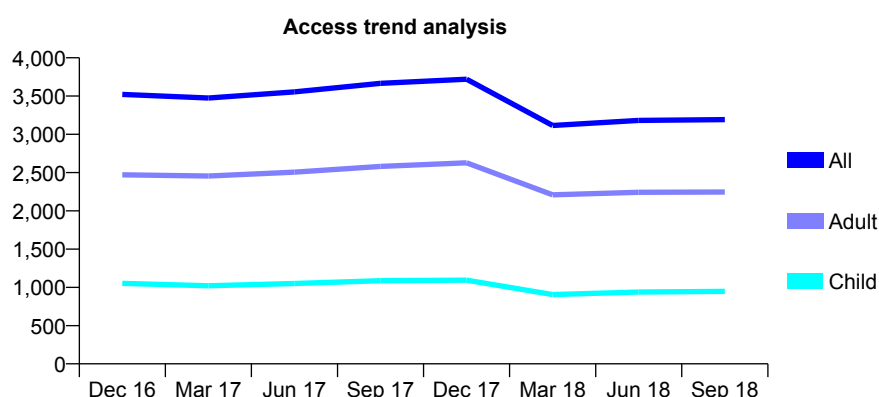
# Q67 - Vital Signs At a Glance Contract Report for 196940/0002 - September 2018

Name or company name	Mazdak Eyrumlu and Azad Eyrumlu
Contract type name	GDS Contract
Purpose of contract	General
Contract start date	14/02/2014
Contract end date	

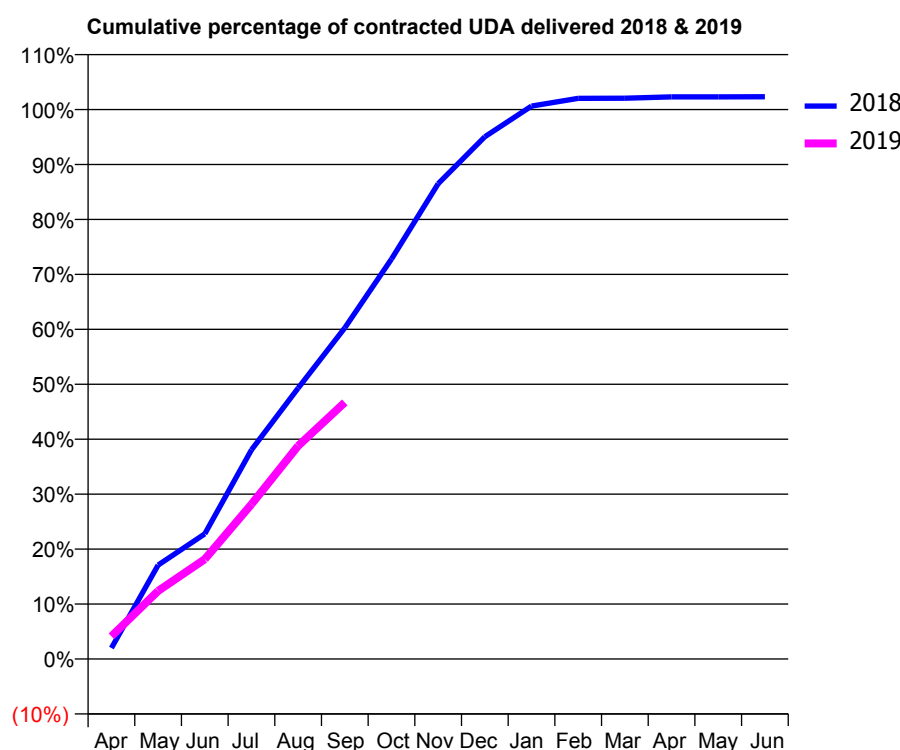
18/19 Contracted general activity (UDA)	10,620
Carry forward general activity (UDA)	0
18/19 Contracted orthodontic activity (UOA)	0
Carry forward orthodontic activity (UOA)	0
Baseline contract value	£302,306.94

## ACCESS\*

Patients seen in 24 months	Total	Change since previous quarter
Quarter ending September 2017	3,667	
Quarter ending December 2017	3,721	→
Quarter ending March 2018	3,116	↓
Quarter ending June 2018	3,181	↑
Quarter ending September 2018	3,192	→
<b>Variance since September 2017</b>	<b>(13.0%)</b>	<b>↓</b>



## ACTIVITY



Adjusted Scheduled Activity (UDA)		
Month	2018	2019
April	213	439
May	1,814	1,315
June	2,418	1,929
July	4,041	2,990
August	5,236	4,120
September	6,402	4,959
October	7,729	
November	9,186	
December	10,093	
January	10,686	
February	10,836	
March	10,838	
April	10,863	
May	10,863	
June	10,867	

## QUALITY

	Quantity	Base Number	Contract	AT	Region	England
% of FP17s for the same patient ID Re-attending within 3 months - Children	34	560	6.1%	11.0%	11.1%	11.6%
% of FP17s for the same patient ID Re-attending within 3 months - Adults	177	1,184	14.9%	16.1%	15.3%	15.5%
% of FP17s for the same patient ID Re-attending between 3 & 9 months - Children	149	560	26.6%	55.6%	61.1%	58.8%
% of FP17s for the same patient ID Re-attending between 3 & 9 months - Adults	265	1,184	22.4%	48.8%	52.3%	51.1%
% of FP17s for Band 1 Urgent Courses	242	1,735	13.9%	10.0%	9.5%	9.0%
% of FP17s Relating to Free Repair or Replacements	1	1,735	0.1%	0.6%	0.7%	0.8%
% of FP17s Relating to Continuations	23	1,735	1.3%	0.7%	0.8%	0.9%
% of Patients satisfied with the dentistry they have received	1	1	N/A	93.6%	93.6%	93.3%
% of Patients satisfied with the time they had to wait for an appointment	1	1	N/A	88.9%	88.8%	88.9%

\* This is based on patients treated on this contract for their most recent course of treatment. Figures in italics indicate the base number of FP17s or Patient Questionnaire responses are less than 100. N/A is shown where the base number of responses is less than 10 during the period. % is calculated as Quantity/Base number\*100

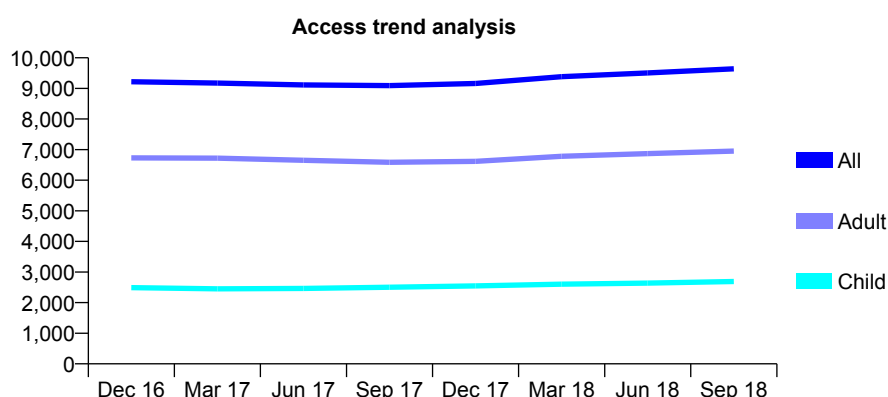
## Q67 - Vital Signs At a Glance Contract Report for 199907/0001 - September 2018

Name or company name	Maidstone Dental Care Ltd
Contract type name	GDS Contract
Purpose of contract	General
Contract start date	01/06/2008
Contract end date	

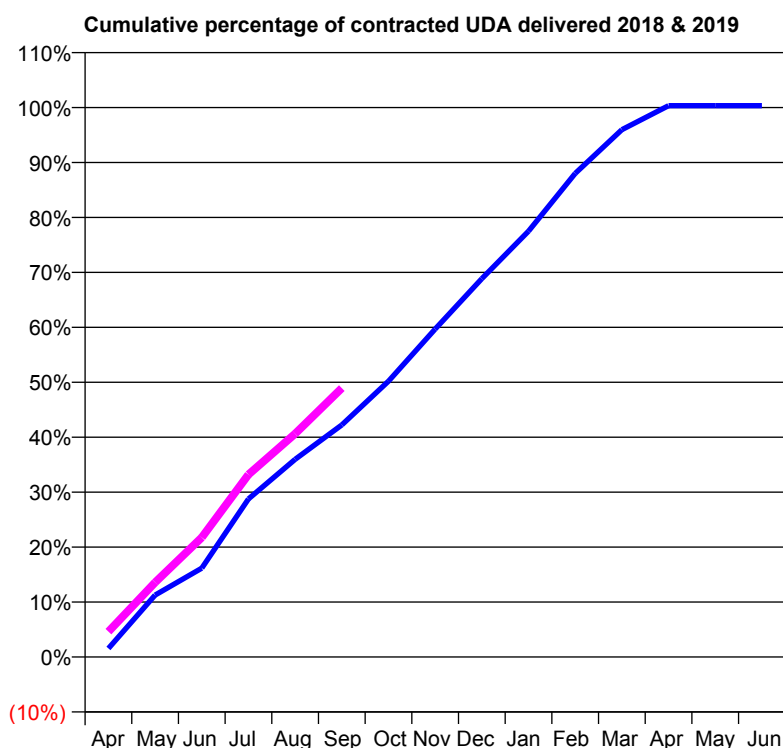
18/19 Contracted general activity (UDA)	25,840
Carry forward general activity (UDA)	0
18/19 Contracted orthodontic activity (UOA)	0
Carry forward orthodontic activity (UOA)	0
Baseline contract value	£639,000.70

### ACCESS\*

Patients seen in 24 months	Total	Change since previous quarter
Quarter ending September 2017	9,090	
Quarter ending December 2017	9,163	→
Quarter ending March 2018	9,385	↑
Quarter ending June 2018	9,505	→
Quarter ending September 2018	9,642	→
<b>Variance since September 2017</b>	<b>6.1%</b>	<b>↑</b>



### ACTIVITY



Adjusted Scheduled Activity (UDA)		
Month	2018	2019
April	403	1,196
May	2,916	3,507
June	4,182	5,621
July	7,434	8,579
August	9,295	10,497
September	10,912	12,646
October	12,969	
November	15,424	
December	17,795	
January	20,024	
February	22,739	
March	24,795	
April	25,923	
May	25,924	
June	25,924	

### QUALITY

	Quantity	Base Number	Contract	AT	Region	England
% of FP17s for the same patient ID Re-attending within 3 months - Children	117	2,018	5.8%	11.0%	11.1%	11.6%
% of FP17s for the same patient ID Re-attending within 3 months - Adults	707	5,227	13.5%	16.1%	15.3%	15.5%
% of FP17s for the same patient ID Re-attending between 3 & 9 months - Children	1,215	2,018	60.2%	55.6%	61.1%	58.8%
% of FP17s for the same patient ID Re-attending between 3 & 9 months - Adults	2,586	5,227	49.5%	48.8%	52.3%	51.1%
% of FP17s for Band 1 Urgent Courses	699	6,658	10.5%	10.0%	9.5%	9.0%
% of FP17s Relating to Free Repair or Replacements	58	6,658	0.9%	0.6%	0.7%	0.8%
% of FP17s Relating to Continuations	58	6,658	0.9%	0.7%	0.8%	0.9%
% of Patients satisfied with the dentistry they have received	4	4	N/A	93.6%	93.6%	93.3%
% of Patients satisfied with the time they had to wait for an appointment	3	4	N/A	88.9%	88.8%	88.9%

\* This is based on patients treated on this contract for their most recent course of treatment. Figures in italics indicate the base number of FP17s or Patient Questionnaire responses are less than 100. N/A is shown where the base number of responses is less than 10 during the period. % is calculated as Quantity/Base number\*100

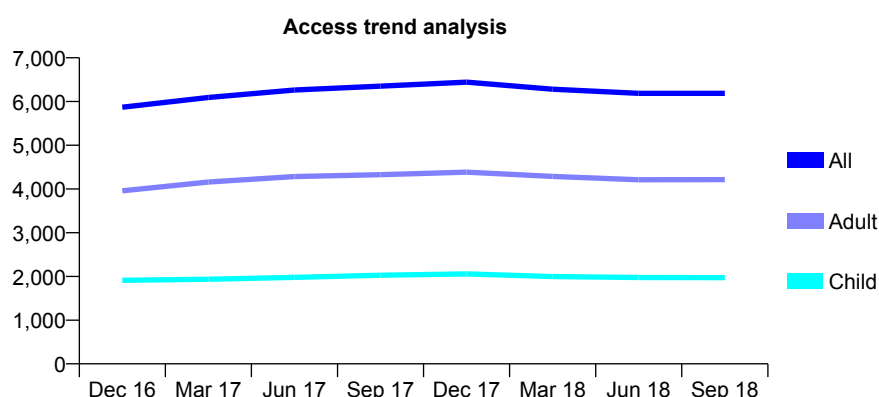
# Q67 - Vital Signs At a Glance Contract Report for 203769/0002 - September 2018

Name or company name	MR CP DE LANGE
Contract type name	GDS Contract
Purpose of contract	General
Contract start date	04/04/2011
Contract end date	

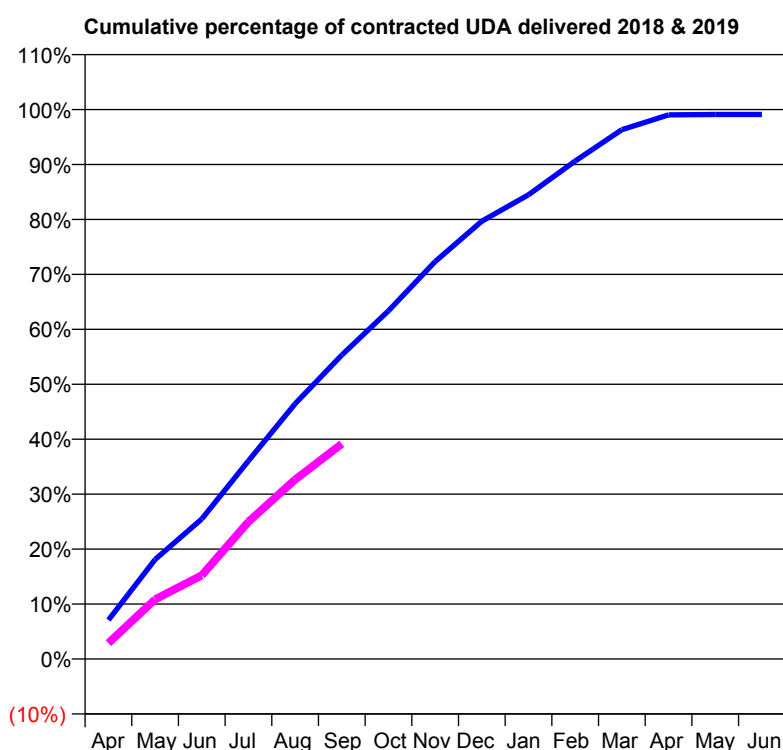
18/19 Contracted general activity (UDA)	16,998
Carry forward general activity (UDA)	153
18/19 Contracted orthodontic activity (UOA)	0
Carry forward orthodontic activity (UOA)	0
Baseline contract value	£435,952.80

## ACCESS\*

Patients seen in 24 months	Total	Change since previous quarter
Quarter ending September 2017	6,353	
Quarter ending December 2017	6,444	→
Quarter ending March 2018	6,281	↓
Quarter ending June 2018	6,187	↓
Quarter ending September 2018	6,187	→
<b>Variance since September 2017</b>	<b>(2.6%)</b>	<b>↓</b>



## ACTIVITY



Adjusted Scheduled Activity (UDA)		
Month	2018	2019
April	1,208	493
May	3,080	1,845
June	4,335	2,588
July	6,132	4,247
August	7,898	5,548
September	9,403	6,656
October	10,771	
November	12,293	
December	13,544	
January	14,362	
February	15,404	
March	16,373	
April	16,832	
May	16,844	
June	16,844	

## QUALITY

	Quantity	Base Number	Contract	AT	Region	England
% of FP17s for the same patient ID Re-attending within 3 months - Children	40	1,205	3.3%	11.0%	11.1%	11.6%
% of FP17s for the same patient ID Re-attending within 3 months - Adults	238	2,372	10.0%	16.1%	15.3%	15.5%
% of FP17s for the same patient ID Re-attending between 3 & 9 months - Children	393	1,205	32.6%	55.6%	61.1%	58.8%
% of FP17s for the same patient ID Re-attending between 3 & 9 months - Adults	930	2,372	39.2%	48.8%	52.3%	51.1%
% of FP17s for Band 1 Urgent Courses	355	3,365	10.5%	10.0%	9.5%	9.0%
% of FP17s Relating to Free Repair or Replacements	10	3,365	0.3%	0.6%	0.7%	0.8%
% of FP17s Relating to Continuations	8	3,365	0.2%	0.7%	0.8%	0.9%
% of Patients satisfied with the dentistry they have received	0	0	N/A	93.6%	93.6%	93.3%
% of Patients satisfied with the time they had to wait for an appointment	0	0	N/A	88.9%	88.8%	88.9%

\* This is based on patients treated on this contract for their most recent course of treatment. Figures in italics indicate the base number of FP17s or Patient Questionnaire responses are less than 100. N/A is shown where the base number of responses is less than 10 during the period. % is calculated as Quantity/Base number\*100

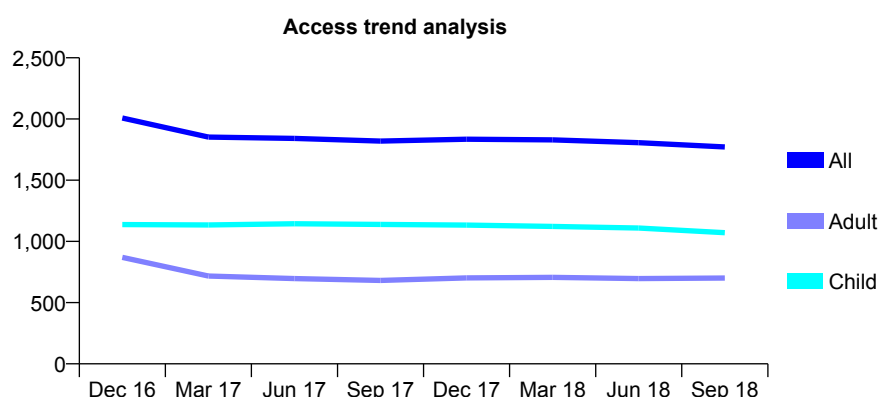
# Q67 - Vital Signs At a Glance Contract Report for 205079/0003 - September 2018

Name or company name	MR PR GARROD
Contract type name	GDS Contract
Purpose of contract	General
Contract start date	01/04/2010
Contract end date	

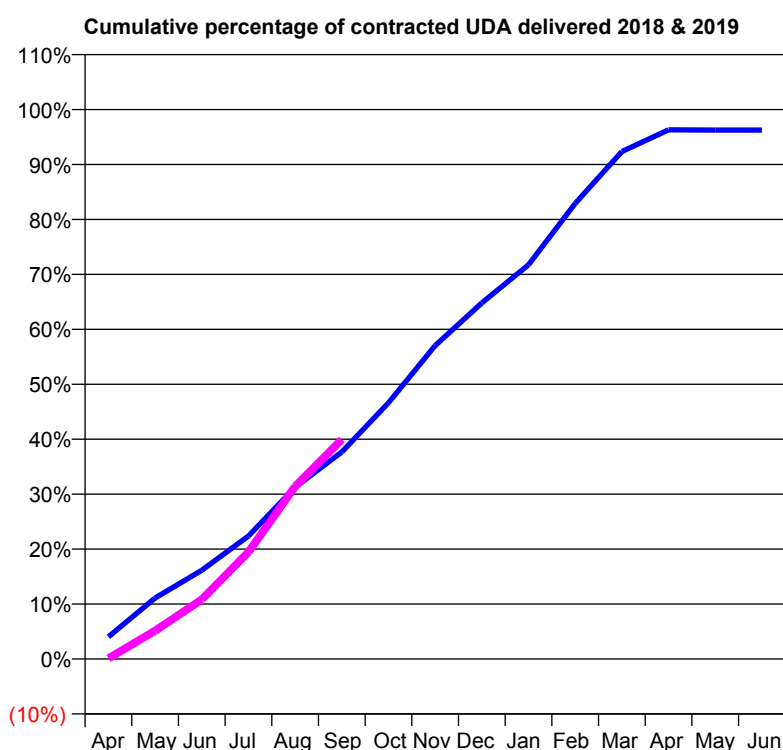
18/19 Contracted general activity (UDA)	5,871
Carry forward general activity (UDA)	219
18/19 Contracted orthodontic activity (UOA)	0
Carry forward orthodontic activity (UOA)	0
Baseline contract value	£149,593.06

## ACCESS\*

Patients seen in 24 months	Total	Change since previous quarter
Quarter ending September 2017	1,820	
Quarter ending December 2017	1,835	→
Quarter ending March 2018	1,829	→
Quarter ending June 2018	1,807	↓
Quarter ending September 2018	1,772	↓
<b>Variance since September 2017</b>	<b>(2.6%)</b>	<b>↓</b>



## ACTIVITY



Adjusted Scheduled Activity (UDA)		
Month	2018	2019
April	238	6
May	652	303
June	948	636
July	1,314	1,143
August	1,836	1,845
September	2,212	2,345
October	2,738	
November	3,349	
December	3,804	
January	4,212	
February	4,868	
March	5,422	
April	5,654	
May	5,651	
June	5,651	

## QUALITY

	Quantity	Base Number	Contract	AT	Region	England
% of FP17s for the same patient ID Re-attending within 3 months - Children	44	865	5.1%	11.0%	11.1%	11.6%
% of FP17s for the same patient ID Re-attending within 3 months - Adults	28	376	7.4%	16.1%	15.3%	15.5%
% of FP17s for the same patient ID Re-attending between 3 & 9 months - Children	640	865	74.0%	55.6%	61.1%	58.8%
% of FP17s for the same patient ID Re-attending between 3 & 9 months - Adults	218	376	58.0%	48.8%	52.3%	51.1%
% of FP17s for Band 1 Urgent Courses	31	1,149	2.7%	10.0%	9.5%	9.0%
% of FP17s Relating to Free Repair or Replacements	0	1,149	0.0%	0.6%	0.7%	0.8%
% of FP17s Relating to Continuations	0	1,149	0.0%	0.7%	0.8%	0.9%
% of Patients satisfied with the dentistry they have received	1	1	N/A	93.6%	93.6%	93.3%
% of Patients satisfied with the time they had to wait for an appointment	1	1	N/A	88.9%	88.8%	88.9%

\* This is based on patients treated on this contract for their most recent course of treatment. Figures in italics indicate the base number of FP17s or Patient Questionnaire responses are less than 100. N/A is shown where the base number of responses is less than 10 during the period. % is calculated as Quantity/Base number\*100

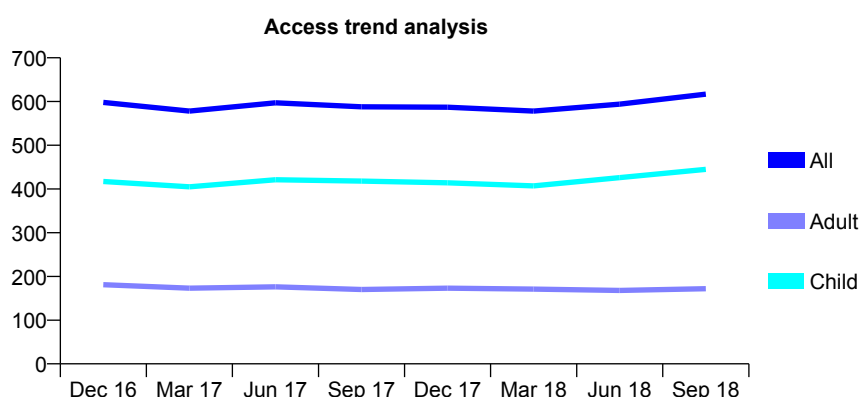
# Q67 - Vital Signs At a Glance Contract Report for 210021/0001 - September 2018

Name or company name	MR PK DOWNES
Contract type name	GDS Contract
Purpose of contract	General and Orthodontic
Contract start date	01/04/2006
Contract end date	

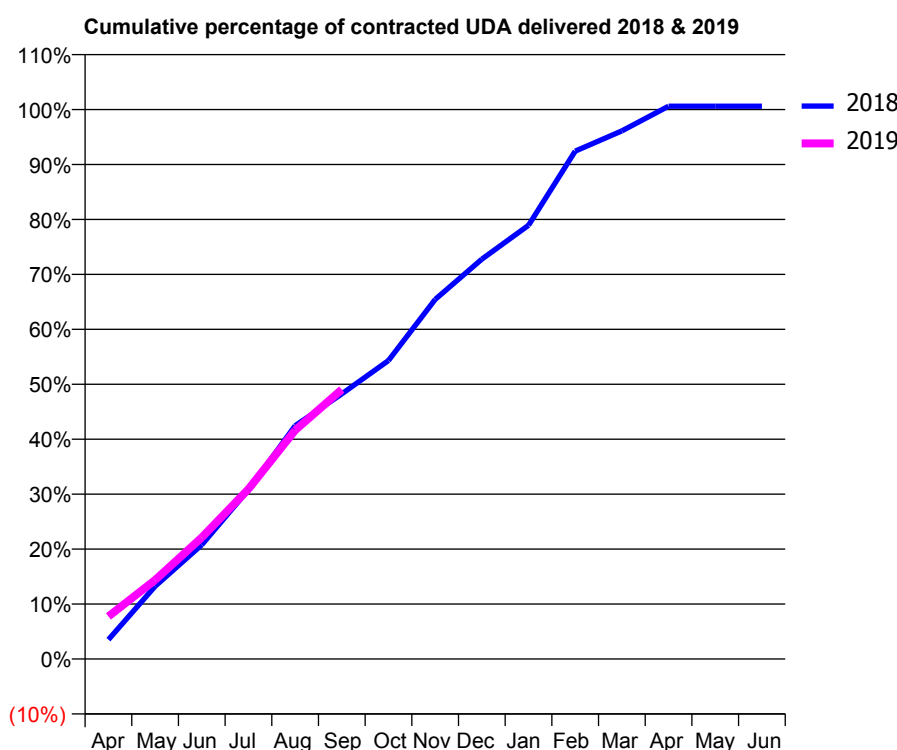
18/19 Contracted general activity (UDA)	1,025
Carry forward general activity (UDA)	0
18/19 Contracted orthodontic activity (UOA)	0
Carry forward orthodontic activity (UOA)	0
Baseline contract value	£27,390.36

## ACCESS\*

Patients seen in 24 months	Total	Change since previous quarter
Quarter ending September 2017	588	
Quarter ending December 2017	587	→
Quarter ending March 2018	578	↓
Quarter ending June 2018	594	↑
Quarter ending September 2018	617	↑
<b>Variance since September 2017</b>	<b>4.9%</b>	<b>↑</b>



## ACTIVITY



Adjusted Scheduled Activity (UDA)		
Month	2018	2019
April	36	79
May	136	147
June	213	227
July	316	317
August	435	427
September	495	503
October	557	
November	671	
December	746	
January	809	
February	947	
March	985	
April	1,031	
May	1,031	
June	1,031	

## QUALITY

	Quantity	Base Number	Contract	AT	Region	England
% of FP17s for the same patient ID Re-attending within 3 months - Children	34	374	9.1%	11.0%	11.1%	11.6%
% of FP17s for the same patient ID Re-attending within 3 months - Adults	9	84	10.7%	16.1%	15.3%	15.5%
% of FP17s for the same patient ID Re-attending between 3 & 9 months - Children	200	374	53.5%	55.6%	61.1%	58.8%
% of FP17s for the same patient ID Re-attending between 3 & 9 months - Adults	48	84	57.1%	48.8%	52.3%	51.1%
% of FP17s for Band 1 Urgent Courses	24	422	5.7%	10.0%	9.5%	9.0%
% of FP17s Relating to Free Repair or Replacements	0	422	0.0%	0.6%	0.7%	0.8%
% of FP17s Relating to Continuations	0	422	0.0%	0.7%	0.8%	0.9%
% of Patients satisfied with the dentistry they have received	1	1	N/A	93.6%	93.6%	93.3%
% of Patients satisfied with the time they had to wait for an appointment	1	1	N/A	88.9%	88.8%	88.9%

\* This is based on patients treated on this contract for their most recent course of treatment. Figures in italics indicate the base number of FP17s or Patient Questionnaire responses are less than 100. N/A is shown where the base number of responses is less than 10 during the period. % is calculated as Quantity/Base number\*100



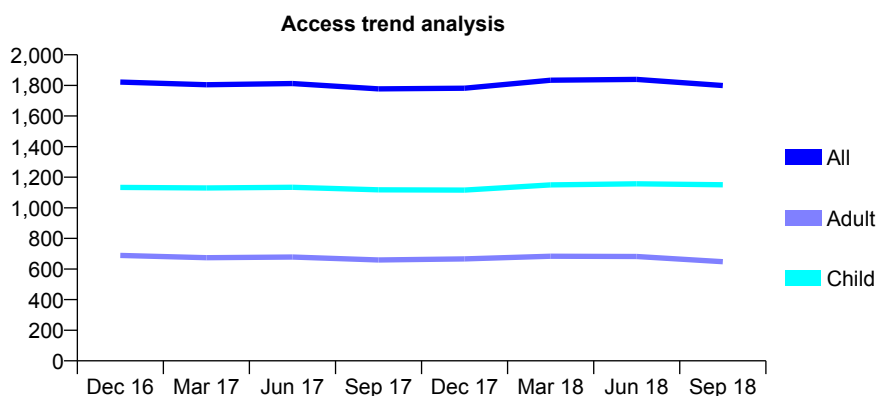
## Q67 - Vital Signs At a Glance Contract Report for 210307/0001 - September 2018

Name or company name	Mr Huw Winstone and Mrs Katharine Winst
Contract type name	GDS Contract
Purpose of contract	General
Contract start date	01/04/2006
Contract end date	

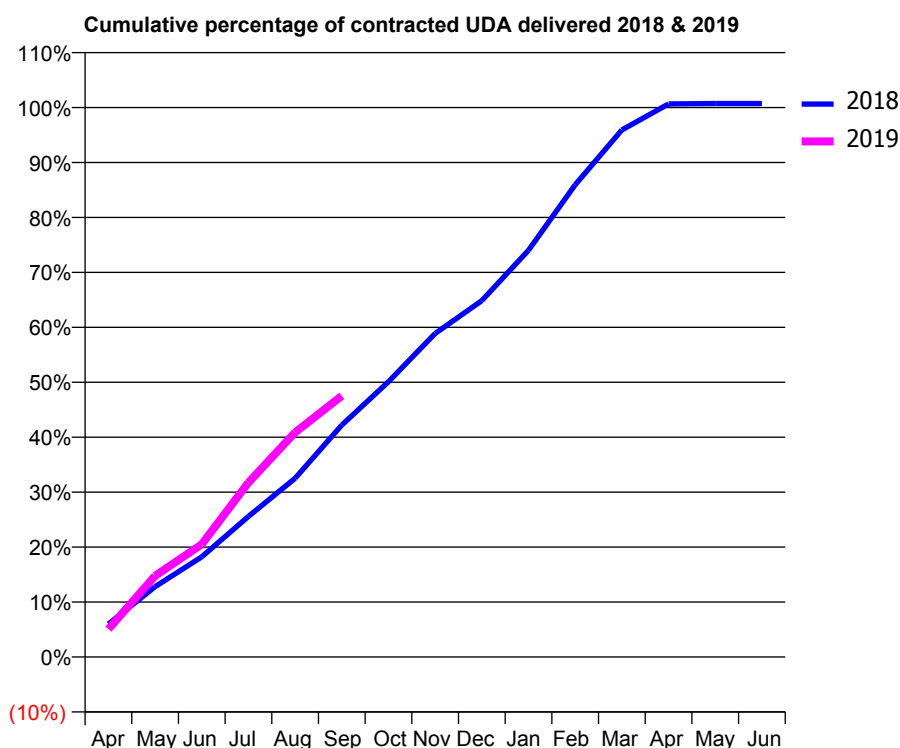
18/19 Contracted general activity (UDA)	4,664
Carry forward general activity (UDA)	0
18/19 Contracted orthodontic activity (UOA)	0
Carry forward orthodontic activity (UOA)	0
Baseline contract value	£115,336.66

### ACCESS\*

Patients seen in 24 months	Total	Change since previous quarter
Quarter ending September 2017	1,777	
Quarter ending December 2017	1,782	→
Quarter ending March 2018	1,834	↑
Quarter ending June 2018	1,839	→
Quarter ending September 2018	1,799	↓
<b>Variance since September 2017</b>	<b>1.2%</b>	<b>→</b>



### ACTIVITY



Adjusted Scheduled Activity (UDA)		
Month	2018	2019
April	281	237
May	597	688
June	850	957
July	1,193	1,481
August	1,517	1,907
September	1,969	2,216
October	2,337	
November	2,746	
December	3,025	
January	3,453	
February	4,008	
March	4,473	
April	4,694	
May	4,697	
June	4,697	

### QUALITY

	Quantity	Base Number	Contract	AT	Region	England
% of FP17s for the same patient ID Re-attending within 3 months - Children	89	923	9.6%	11.0%	11.1%	11.6%
% of FP17s for the same patient ID Re-attending within 3 months - Adults	66	363	18.2%	16.1%	15.3%	15.5%
% of FP17s for the same patient ID Re-attending between 3 & 9 months - Children	591	923	64.0%	55.6%	61.1%	58.8%
% of FP17s for the same patient ID Re-attending between 3 & 9 months - Adults	194	363	53.4%	48.8%	52.3%	51.1%
% of FP17s for Band 1 Urgent Courses	61	1,194	5.1%	10.0%	9.5%	9.0%
% of FP17s Relating to Free Repair or Replacements	1	1,194	0.1%	0.6%	0.7%	0.8%
% of FP17s Relating to Continuations	1	1,194	0.1%	0.7%	0.8%	0.9%
% of Patients satisfied with the dentistry they have received	1	2	N/A	93.6%	93.6%	93.3%
% of Patients satisfied with the time they had to wait for an appointment	1	2	N/A	88.9%	88.8%	88.9%

\* This is based on patients treated on this contract for their most recent course of treatment. Figures in italics indicate the base number of FP17s or Patient Questionnaire responses are less than 100. N/A is shown where the base number of responses is less than 10 during the period. % is calculated as Quantity/Base number\*100

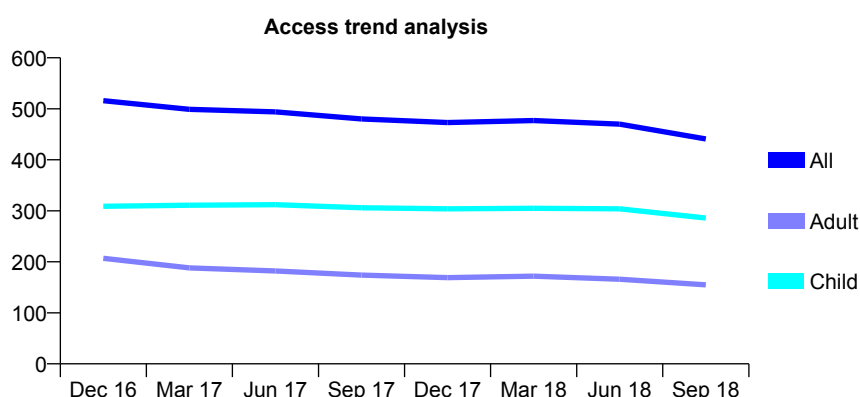
# Q67 - Vital Signs At a Glance Contract Report for 219835/0001 - September 2018

Name or company name	MISS JJ HOGAN
Contract type name	GDS Contract
Purpose of contract	General
Contract start date	01/04/2006
Contract end date	31/08/2018

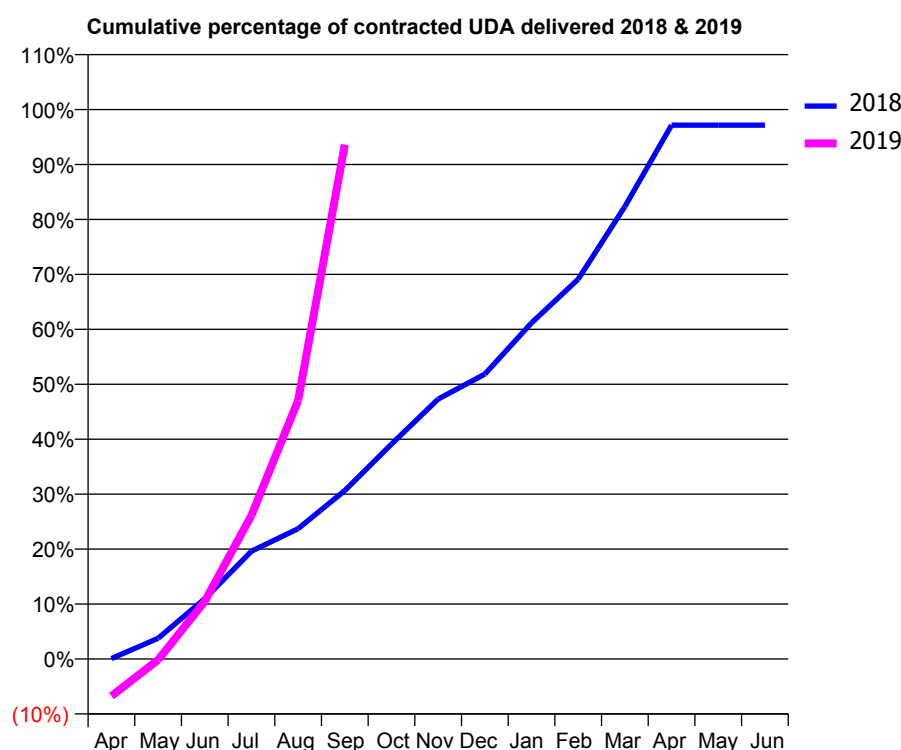
18/19 Contracted general activity (UDA)	533
Carry forward general activity (UDA)	36
18/19 Contracted orthodontic activity (UOA)	0
Carry forward orthodontic activity (UOA)	0
Baseline contract value	£11,989.94

## ACCESS\*

Patients seen in 24 months	Total	Change since previous quarter
Quarter ending September 2017	480	
Quarter ending December 2017	473	↓
Quarter ending March 2018	477	→
Quarter ending June 2018	470	↓
Quarter ending September 2018	441	↓
<b>Variance since September 2017</b>	<b>(8.1%)</b>	<b>↓</b>



## ACTIVITY



Adjusted Scheduled Activity (UDA)		
Month	2018	2019
April	1	-36
May	48	-1
June	140	56
July	251	139
August	304	251
September	392	499
October	501	
November	606	
December	664	
January	783	
February	885	
March	1,054	
April	1,243	
May	1,243	
June	1,243	

## QUALITY

	Quantity	Base Number	Contract	AT	Region	England
% of FP17s for the same patient ID Re-attending within 3 months - Children	24	261	9.2%	11.0%	11.1%	11.6%
% of FP17s for the same patient ID Re-attending within 3 months - Adults	17	122	13.9%	16.1%	15.3%	15.5%
% of FP17s for the same patient ID Re-attending between 3 & 9 months - Children	125	261	47.9%	55.6%	61.1%	58.8%
% of FP17s for the same patient ID Re-attending between 3 & 9 months - Adults	75	122	61.5%	48.8%	52.3%	51.1%
% of FP17s for Band 1 Urgent Courses	5	305	1.6%	10.0%	9.5%	9.0%
% of FP17s Relating to Free Repair or Replacements	0	305	0.0%	0.6%	0.7%	0.8%
% of FP17s Relating to Continuations	0	305	0.0%	0.7%	0.8%	0.9%
% of Patients satisfied with the dentistry they have received	1	2	N/A	93.6%	93.6%	93.3%
% of Patients satisfied with the time they had to wait for an appointment	1	2	N/A	88.9%	88.8%	88.9%

\* This is based on patients treated on this contract for their most recent course of treatment. Figures in italics indicate the base number of FP17s or Patient Questionnaire responses are less than 100. N/A is shown where the base number of responses is less than 10 during the period. % is calculated as Quantity/Base number\*100

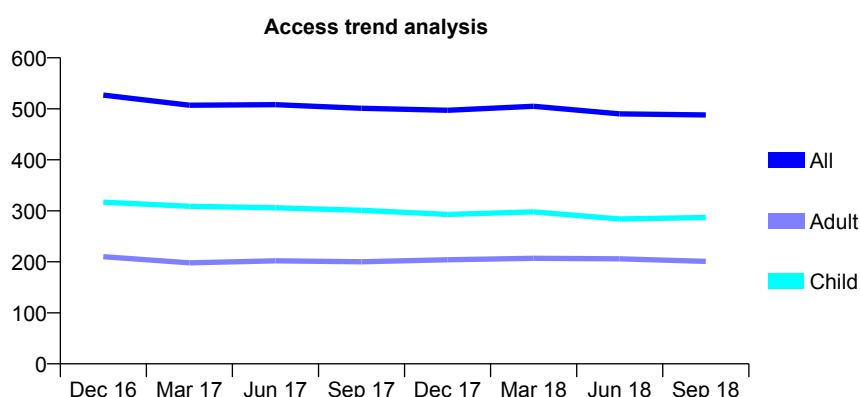
# Q67 - Vital Signs At a Glance Contract Report for 219924/0001 - September 2018

Name or company name	MRS FM MURCH
Contract type name	GDS Contract
Purpose of contract	General
Contract start date	01/04/2006
Contract end date	

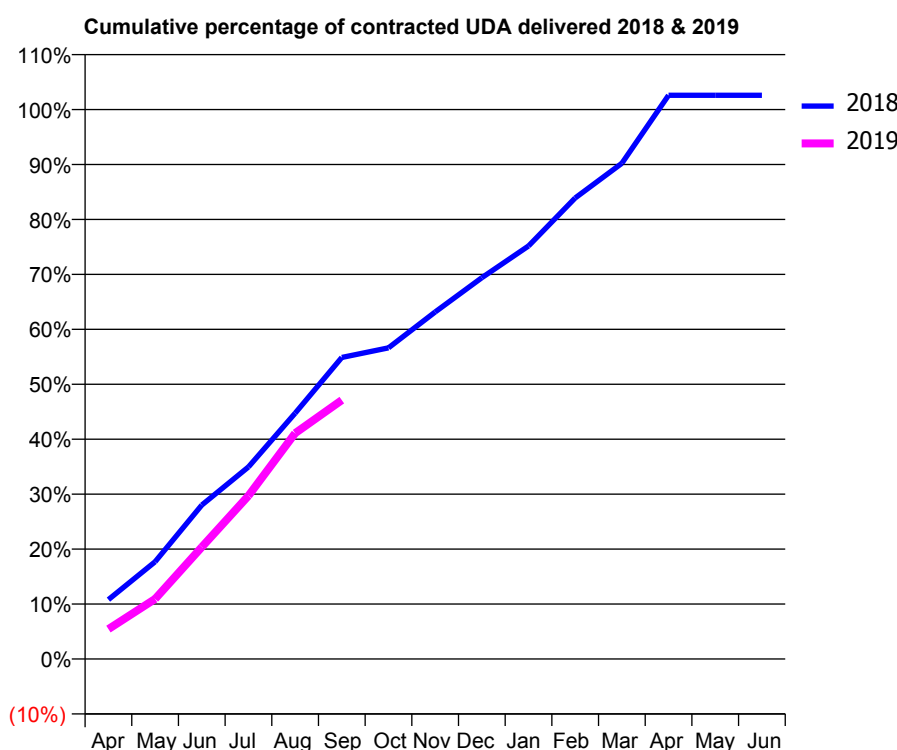
18/19 Contracted general activity (UDA)	1,047
Carry forward general activity (UDA)	0
18/19 Contracted orthodontic activity (UOA)	0
Carry forward orthodontic activity (UOA)	0
Baseline contract value	£25,891.39

## ACCESS\*

Patients seen in 24 months	Total	Change since previous quarter
Quarter ending September 2017	501	
Quarter ending December 2017	497	→
Quarter ending March 2018	505	→
Quarter ending June 2018	490	↓
Quarter ending September 2018	488	→
<b>Variance since September 2017</b>	<b>(2.6%)</b>	<b>↓</b>



## ACTIVITY



Adjusted Scheduled Activity (UDA)		
Month	2018	2019
April	113	57
May	185	114
June	293	213
July	366	311
August	468	430
September	575	493
October	593	
November	661	
December	727	
January	787	
February	878	
March	945	
April	1,074	
May	1,074	
June	1,074	

## QUALITY

	Quantity	Base Number	Contract	AT	Region	England
% of FP17s for the same patient ID Re-attending within 3 months - Children	15	224	6.7%	11.0%	11.1%	11.6%
% of FP17s for the same patient ID Re-attending within 3 months - Adults	14	109	12.8%	16.1%	15.3%	15.5%
% of FP17s for the same patient ID Re-attending between 3 & 9 months - Children	127	224	56.7%	55.6%	61.1%	58.8%
% of FP17s for the same patient ID Re-attending between 3 & 9 months - Adults	37	109	33.9%	48.8%	52.3%	51.1%
% of FP17s for Band 1 Urgent Courses	12	292	4.1%	10.0%	9.5%	9.0%
% of FP17s Relating to Free Repair or Replacements	0	292	0.0%	0.6%	0.7%	0.8%
% of FP17s Relating to Continuations	0	292	0.0%	0.7%	0.8%	0.9%
% of Patients satisfied with the dentistry they have received	0	0	N/A	93.6%	93.6%	93.3%
% of Patients satisfied with the time they had to wait for an appointment	0	0	N/A	88.9%	88.8%	88.9%

\* This is based on patients treated on this contract for their most recent course of treatment. Figures in italics indicate the base number of FP17s or Patient Questionnaire responses are less than 100. N/A is shown where the base number of responses is less than 10 during the period. % is calculated as Quantity/Base number\*100

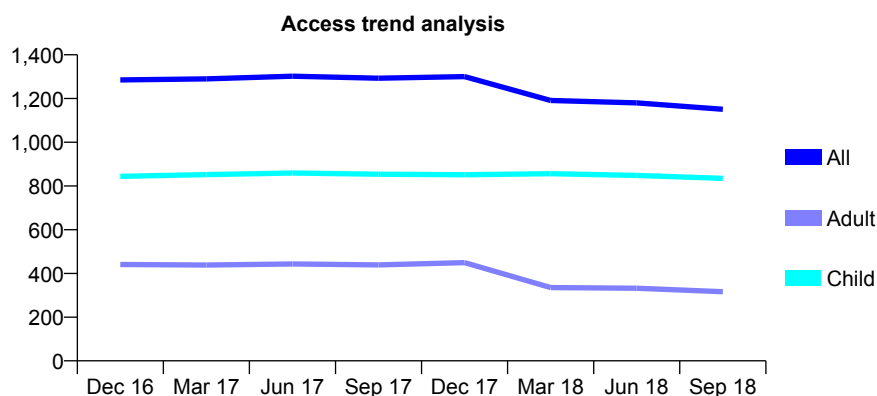
## Q67 - Vital Signs At a Glance Contract Report for 221503/0001 - September 2018

Name or company name	MR UL PERERA
Contract type name	GDS Contract
Purpose of contract	General
Contract start date	01/04/2006
Contract end date	

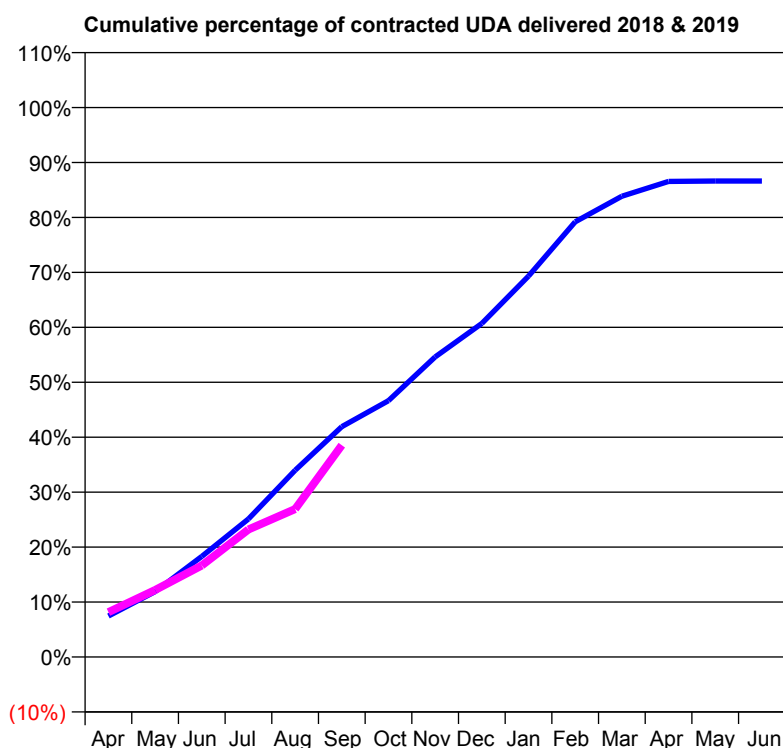
18/19 Contracted general activity (UDA)	4,054
Carry forward general activity (UDA)	0
18/19 Contracted orthodontic activity (UOA)	0
Carry forward orthodontic activity (UOA)	0
Baseline contract value	£100,251.89

### ACCESS\*

Patients seen in 24 months	Total	Change since previous quarter
Quarter ending September 2017	1,293	
Quarter ending December 2017	1,300	→
Quarter ending March 2018	1,191	↓
Quarter ending June 2018	1,180	→
Quarter ending September 2018	1,151	↓
<b>Variance since September 2017</b>	<b>(11.0%)</b>	<b>↓</b>



### ACTIVITY



Adjusted Scheduled Activity (UDA)		
Month	2018	2019
April	303	331
May	483	494
June	743	675
July	1,019	941
August	1,378	1,091
September	1,699	1,563
October	1,891	
November	2,214	
December	2,461	
January	2,811	
February	3,211	
March	3,399	
April	3,509	
May	3,512	
June	3,512	

### QUALITY

	Quantity	Base Number	Contract	AT	Region	England
% of FP17s for the same patient ID Re-attending within 3 months - Children	35	684	5.1%	11.0%	11.1%	11.6%
% of FP17s for the same patient ID Re-attending within 3 months - Adults	9	146	6.2%	16.1%	15.3%	15.5%
% of FP17s for the same patient ID Re-attending between 3 & 9 months - Children	480	684	70.2%	55.6%	61.1%	58.8%
% of FP17s for the same patient ID Re-attending between 3 & 9 months - Adults	87	146	59.6%	48.8%	52.3%	51.1%
% of FP17s for Band 1 Urgent Courses	20	790	2.5%	10.0%	9.5%	9.0%
% of FP17s Relating to Free Repair or Replacements	0	790	0.0%	0.6%	0.7%	0.8%
% of FP17s Relating to Continuations	0	790	0.0%	0.7%	0.8%	0.9%
% of Patients satisfied with the dentistry they have received	2	2	N/A	93.6%	93.6%	93.3%
% of Patients satisfied with the time they had to wait for an appointment	2	2	N/A	88.9%	88.8%	88.9%

\* This is based on patients treated on this contract for their most recent course of treatment. Figures in italics indicate the base number of FP17s or Patient Questionnaire responses are less than 100. N/A is shown where the base number of responses is less than 10 during the period. % is calculated as Quantity/Base number\*100

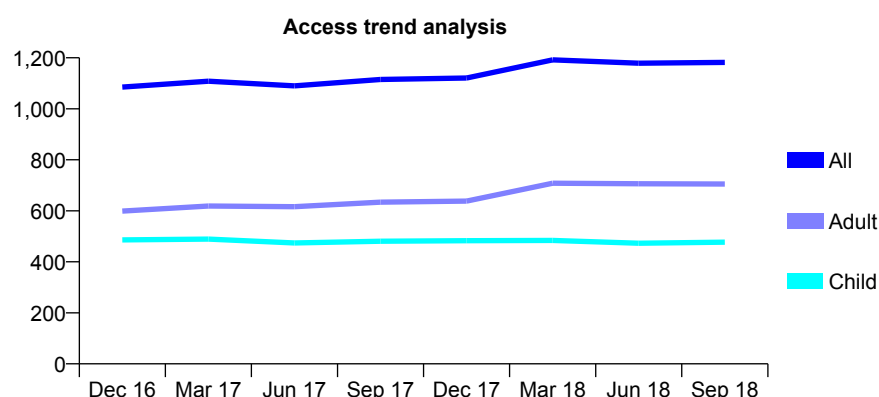
# Q67 - Vital Signs At a Glance Contract Report for 224006/0001 - September 2018

Name or company name	MR RW LUKE
Contract type name	GDS Contract
Purpose of contract	General
Contract start date	01/04/2006
Contract end date	

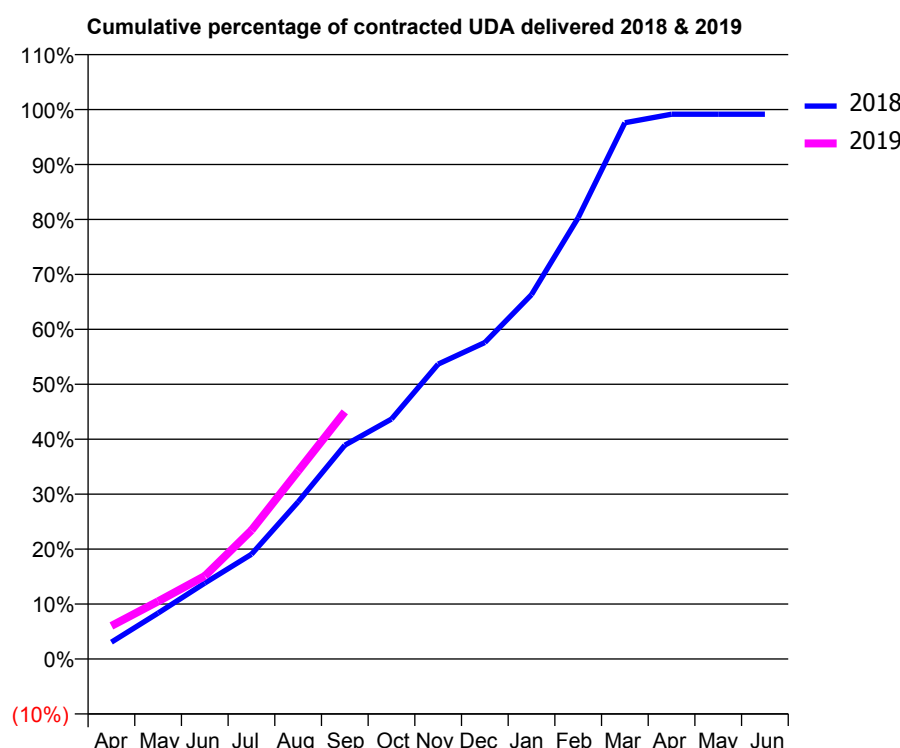
18/19 Contracted general activity (UDA)	2,577
Carry forward general activity (UDA)	22
18/19 Contracted orthodontic activity (UOA)	0
Carry forward orthodontic activity (UOA)	0
Baseline contract value	£63,728.63

## ACCESS\*

Patients seen in 24 months	Total	Change since previous quarter
Quarter ending September 2017	1,115	
Quarter ending December 2017	1,121	→
Quarter ending March 2018	1,192	↑
Quarter ending June 2018	1,179	↓
Quarter ending September 2018	1,182	→
<b>Variance since September 2017</b>	<b>6.0%</b>	<b>↑</b>



## ACTIVITY



Adjusted Scheduled Activity (UDA)		
Month	2018	2019
April	79	155
May	215	270
June	356	389
July	491	604
August	737	882
September	1,003	1,159
October	1,126	
November	1,383	
December	1,484	
January	1,709	
February	2,070	
March	2,515	
April	2,555	
May	2,555	
June	2,555	

## QUALITY

	Quantity	Base Number	Contract	AT	Region	England
% of FP17s for the same patient ID Re-attending within 3 months - Children	6	383	1.6%	11.0%	11.1%	11.6%
% of FP17s for the same patient ID Re-attending within 3 months - Adults	68	495	13.7%	16.1%	15.3%	15.5%
% of FP17s for the same patient ID Re-attending between 3 & 9 months - Children	286	383	74.7%	55.6%	61.1%	58.8%
% of FP17s for the same patient ID Re-attending between 3 & 9 months - Adults	335	495	67.7%	48.8%	52.3%	51.1%
% of FP17s for Band 1 Urgent Courses	39	852	4.6%	10.0%	9.5%	9.0%
% of FP17s Relating to Free Repair or Replacements	0	852	0.0%	0.6%	0.7%	0.8%
% of FP17s Relating to Continuations	14	852	1.6%	0.7%	0.8%	0.9%
% of Patients satisfied with the dentistry they have received	0	1	N/A	93.6%	93.6%	93.3%
% of Patients satisfied with the time they had to wait for an appointment	0	1	N/A	88.9%	88.8%	88.9%

\* This is based on patients treated on this contract for their most recent course of treatment. Figures in italics indicate the base number of FP17s or Patient Questionnaire responses are less than 100. N/A is shown where the base number of responses is less than 10 during the period. % is calculated as Quantity/Base number\*100

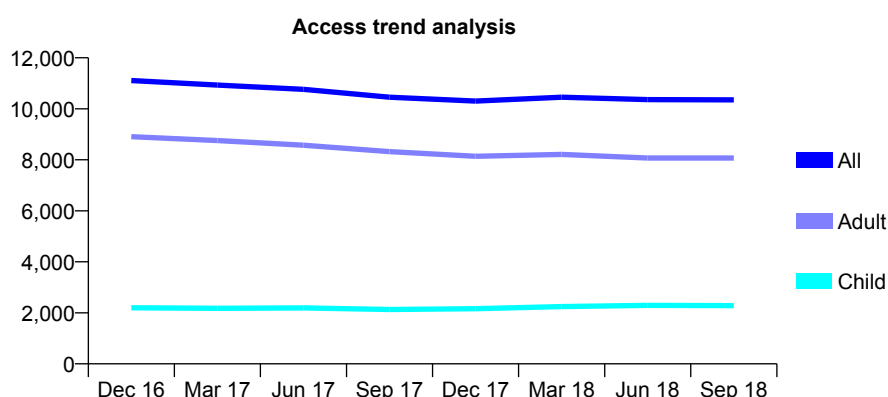
# Q67 - Vital Signs At a Glance Contract Report for 238783/0001 - September 2018

Name or company name	MR AN ZYBUTZ
Contract type name	GDS Contract
Purpose of contract	General
Contract start date	01/04/2006
Contract end date	

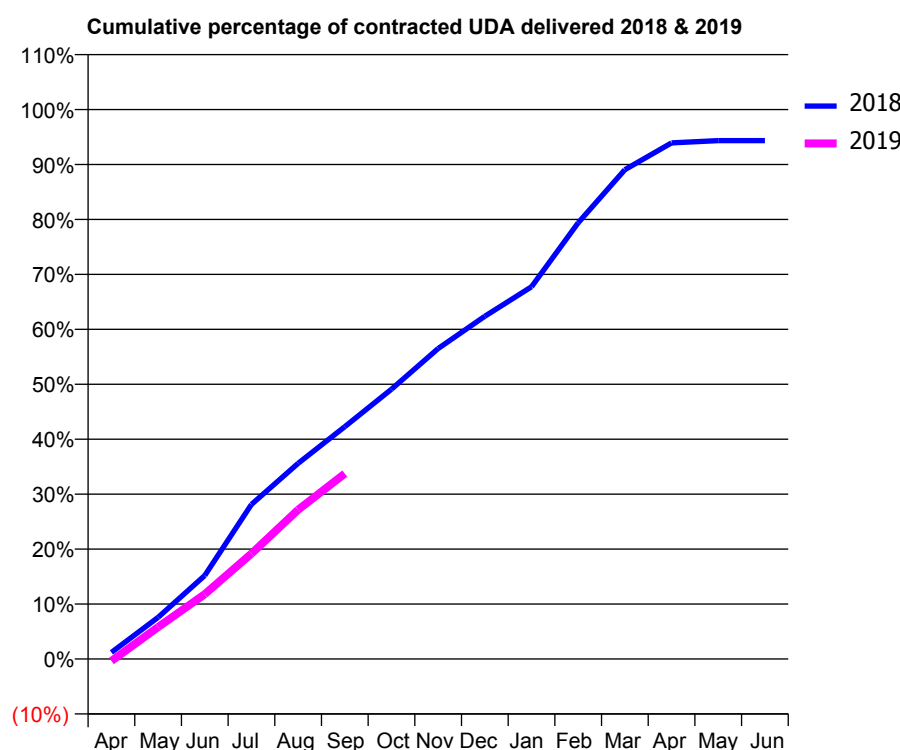
18/19 Contracted general activity (UDA)	39,286
Carry forward general activity (UDA)	1,258
18/19 Contracted orthodontic activity (UOA)	0
Carry forward orthodontic activity (UOA)	0
Baseline contract value	£1,159,744.47

## ACCESS\*

Patients seen in 24 months	Total	Change since previous quarter
Quarter ending September 2017	10,456	
Quarter ending December 2017	10,301	↓
Quarter ending March 2018	10,456	→
Quarter ending June 2018	10,363	→
Quarter ending September 2018	10,352	→
<b>Variance since September 2017</b>	<b>(1.0%)</b>	→



## ACTIVITY



Adjusted Scheduled Activity (UDA)		
Month	2018	2019
April	461	-149
May	2,893	2,285
June	5,803	4,634
July	10,744	7,532
August	13,599	10,670
September	16,143	13,259
October	18,752	
November	21,574	
December	23,821	
January	25,870	
February	30,317	
March	34,005	
April	35,863	
May	36,021	
June	36,027	

## QUALITY

	Quantity	Base Number	Contract	AT	Region	England
% of FP17s for the same patient ID Re-attending within 3 months - Children	58	1,347	4.3%	11.0%	11.1%	11.6%
% of FP17s for the same patient ID Re-attending within 3 months - Adults	484	4,504	10.7%	16.1%	15.3%	15.5%
% of FP17s for the same patient ID Re-attending between 3 & 9 months - Children	535	1,347	39.7%	55.6%	61.1%	58.8%
% of FP17s for the same patient ID Re-attending between 3 & 9 months - Adults	1,762	4,504	39.1%	48.8%	52.3%	51.1%
% of FP17s for Band 1 Urgent Courses	420	5,260	8.0%	10.0%	9.5%	9.0%
% of FP17s Relating to Free Repair or Replacements	48	5,260	0.9%	0.6%	0.7%	0.8%
% of FP17s Relating to Continuations	81	5,260	1.5%	0.7%	0.8%	0.9%
% of Patients satisfied with the dentistry they have received	11	12	91.7%	93.6%	93.6%	93.3%
% of Patients satisfied with the time they had to wait for an appointment	10	12	83.3%	88.9%	88.8%	88.9%

\* This is based on patients treated on this contract for their most recent course of treatment. Figures in italics indicate the base number of FP17s or Patient Questionnaire responses are less than 100. N/A is shown where the base number of responses is less than 10 during the period. % is calculated as Quantity/Base number\*100

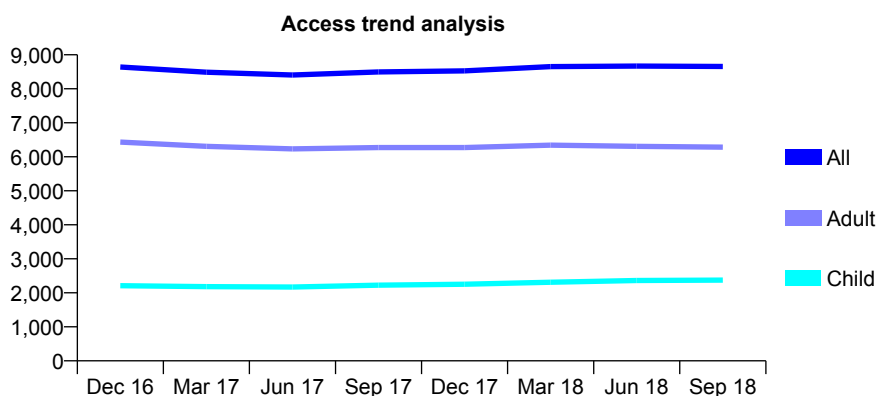
## Q67 - Vital Signs At a Glance Contract Report for 238783/0002 - September 2018

Name or company name	MR AN ZYBUTZ
Contract type name	GDS Contract
Purpose of contract	General
Contract start date	01/04/2006
Contract end date	

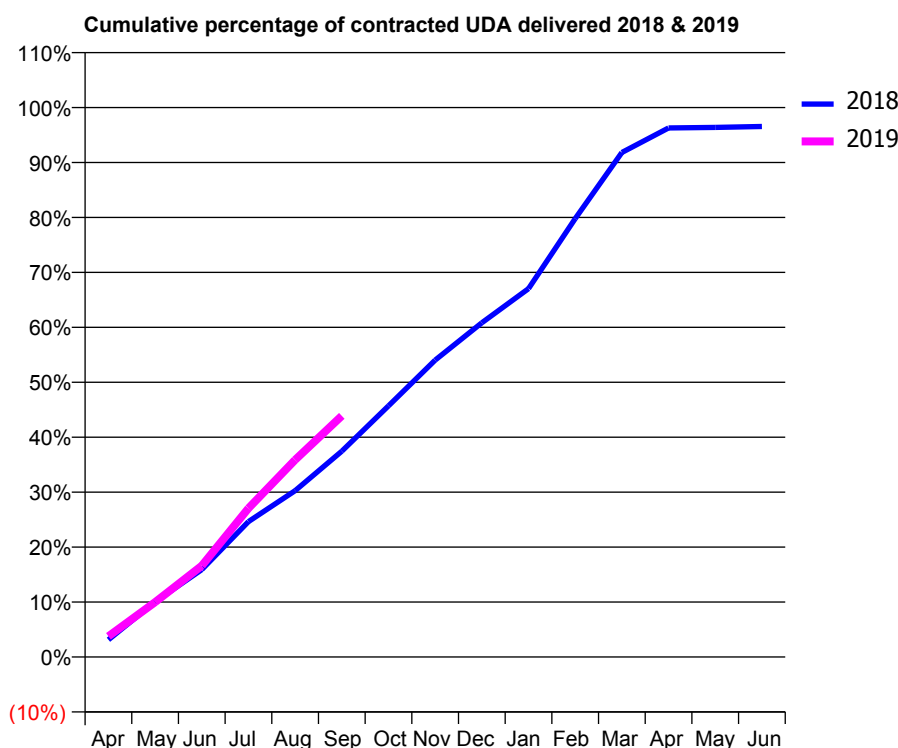
18/19 Contracted general activity (UDA)	28,947
Carry forward general activity (UDA)	60
18/19 Contracted orthodontic activity (UOA)	0
Carry forward orthodontic activity (UOA)	0
Baseline contract value	£783,590.93

### ACCESS\*

Patients seen in 24 months	Total	Change since previous quarter
Quarter ending September 2017	8,497	
Quarter ending December 2017	8,526	→
Quarter ending March 2018	8,653	→
Quarter ending June 2018	8,668	→
Quarter ending September 2018	8,656	→
<b>Variance since September 2017</b>	<b>1.9%</b>	<b>→</b>



### ACTIVITY



Adjusted Scheduled Activity (UDA)		
Month	2018	2019
April	878	1,089
May	2,793	2,891
June	4,431	4,811
July	6,861	7,838
August	8,433	10,389
September	10,428	12,707
October	12,731	
November	15,046	
December	16,941	
January	18,666	
February	22,217	
March	25,565	
April	26,809	
May	26,836	
June	26,887	

### QUALITY

	Quantity	Base Number	Contract	AT	Region	England
% of FP17s for the same patient ID Re-attending within 3 months - Children	107	1,673	6.4%	11.0%	11.1%	11.6%
% of FP17s for the same patient ID Re-attending within 3 months - Adults	409	4,216	9.7%	16.1%	15.3%	15.5%
% of FP17s for the same patient ID Re-attending between 3 & 9 months - Children	899	1,673	53.7%	55.6%	61.1%	58.8%
% of FP17s for the same patient ID Re-attending between 3 & 9 months - Adults	2,177	4,216	51.6%	48.8%	52.3%	51.1%
% of FP17s for Band 1 Urgent Courses	389	5,410	7.2%	10.0%	9.5%	9.0%
% of FP17s Relating to Free Repair or Replacements	29	5,410	0.5%	0.6%	0.7%	0.8%
% of FP17s Relating to Continuations	72	5,410	1.3%	0.7%	0.8%	0.9%
% of Patients satisfied with the dentistry they have received	6	6	N/A	93.6%	93.6%	93.3%
% of Patients satisfied with the time they had to wait for an appointment	5	6	N/A	88.9%	88.8%	88.9%

\* This is based on patients treated on this contract for their most recent course of treatment. Figures in italics indicate the base number of FP17s or Patient Questionnaire responses are less than 100. N/A is shown where the base number of responses is less than 10 during the period. % is calculated as Quantity/Base number\*100



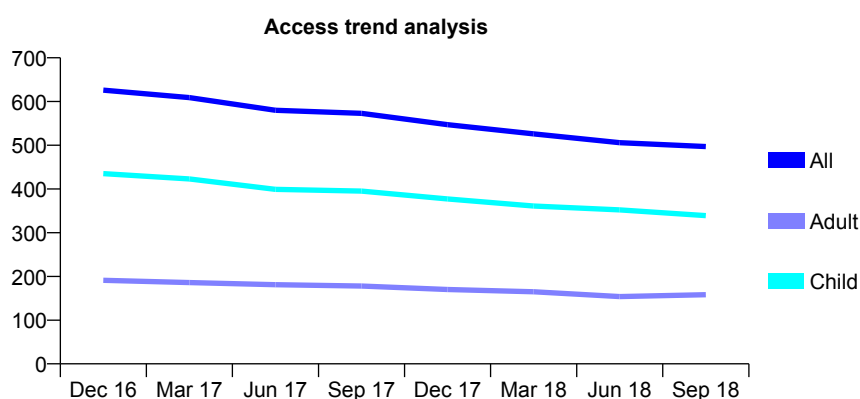
## Q67 - Vital Signs At a Glance Contract Report for 246476/0001 - September 2018

Name or company name	MR PS BHOGAL
Contract type name	GDS Contract
Purpose of contract	General
Contract start date	17/04/2014
Contract end date	

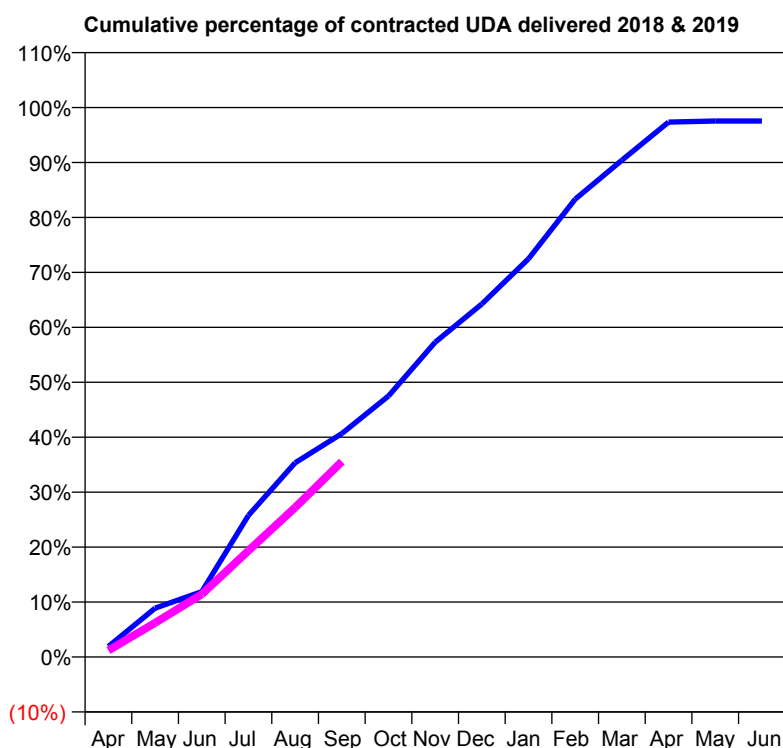
18/19 Contracted general activity (UDA)	1,600
Carry forward general activity (UDA)	39
18/19 Contracted orthodontic activity (UOA)	0
Carry forward orthodontic activity (UOA)	0
Baseline contract value	£38,423.92

### ACCESS\*

Patients seen in 24 months	Total	Change since previous quarter
Quarter ending September 2017	573	
Quarter ending December 2017	547	↓
Quarter ending March 2018	526	↓
Quarter ending June 2018	506	↓
Quarter ending September 2018	497	↓
<b>Variance since September 2017</b>	<b>(13.3%)</b>	↓



### ACTIVITY



Adjusted Scheduled Activity (UDA)		
Month	2018	2019
April	31	19
May	142	100
June	191	183
July	413	310
August	566	435
September	651	569
October	760	
November	916	
December	1,028	
January	1,160	
February	1,333	
March	1,446	
April	1,558	
May	1,561	
June	1,561	

### QUALITY

	Quantity	Base Number	Contract	AT	Region	England
% of FP17s for the same patient ID Re-attending within 3 months - Children	45	255	17.6%	11.0%	11.1%	11.6%
% of FP17s for the same patient ID Re-attending within 3 months - Adults	16	68	23.5%	16.1%	15.3%	15.5%
% of FP17s for the same patient ID Re-attending between 3 & 9 months - Children	127	255	49.8%	55.6%	61.1%	58.8%
% of FP17s for the same patient ID Re-attending between 3 & 9 months - Adults	27	68	39.7%	48.8%	52.3%	51.1%
% of FP17s for Band 1 Urgent Courses	15	284	5.3%	10.0%	9.5%	9.0%
% of FP17s Relating to Free Repair or Replacements	0	284	0.0%	0.6%	0.7%	0.8%
% of FP17s Relating to Continuations	0	284	0.0%	0.7%	0.8%	0.9%
% of Patients satisfied with the dentistry they have received	0	0	N/A	93.6%	93.6%	93.3%
% of Patients satisfied with the time they had to wait for an appointment	0	0	N/A	88.9%	88.8%	88.9%

\* This is based on patients treated on this contract for their most recent course of treatment. Figures in italics indicate the base number of FP17s or Patient Questionnaire responses are less than 100. N/A is shown where the base number of responses is less than 10 during the period. % is calculated as Quantity/Base number\*100

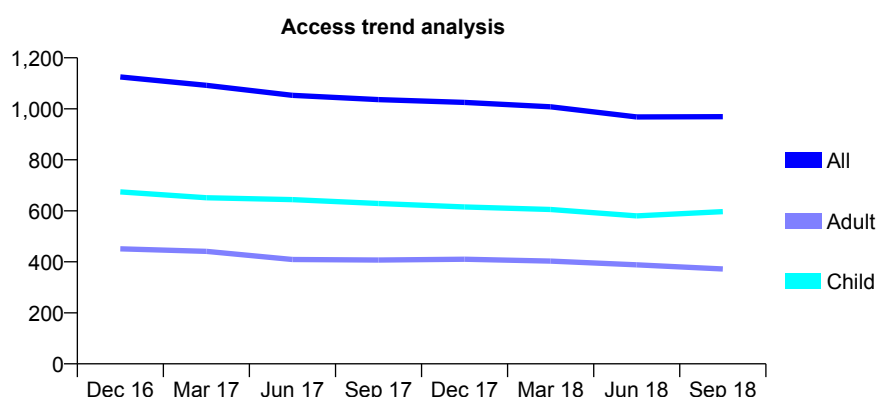
# Q67 - Vital Signs At a Glance Contract Report for 249130/0001 - September 2018

Name or company name	MISS S PATEL
Contract type name	GDS Contract
Purpose of contract	General
Contract start date	12/05/2014
Contract end date	

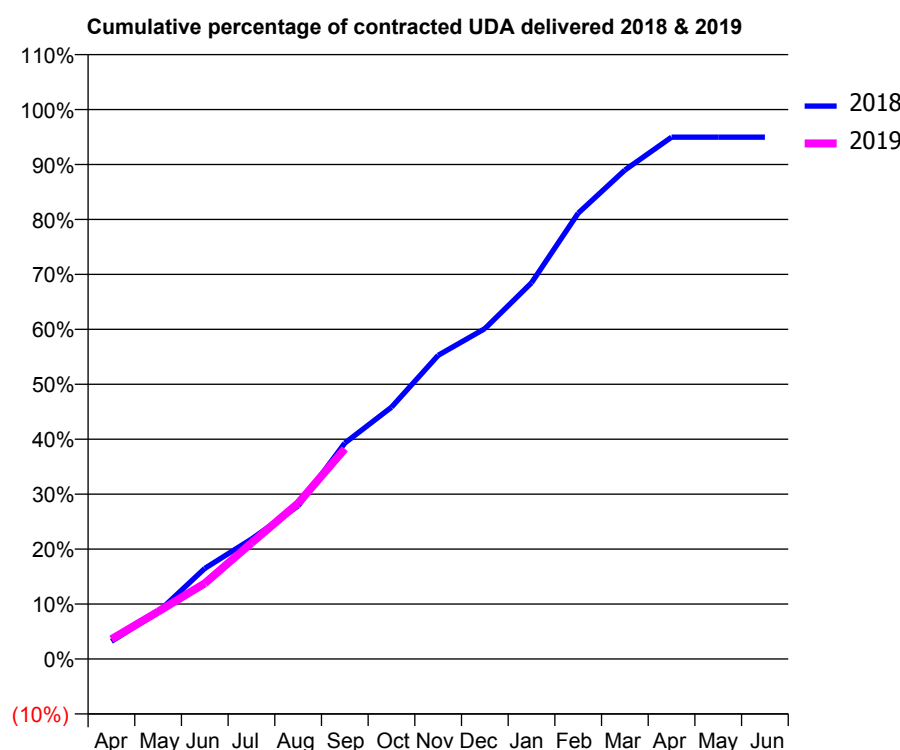
18/19 Contracted general activity (UDA)	4,550
Carry forward general activity (UDA)	0
18/19 Contracted orthodontic activity (UOA)	0
Carry forward orthodontic activity (UOA)	0
Baseline contract value	£135,492.85

## ACCESS\*

Patients seen in 24 months	Total	Change since previous quarter
Quarter ending September 2017	1,036	
Quarter ending December 2017	1,025	↓
Quarter ending March 2018	1,008	↓
Quarter ending June 2018	968	↓
Quarter ending September 2018	969	→
<b>Variance since September 2017</b>	<b>(6.5%)</b>	<b>↓</b>



## ACTIVITY



Adjusted Scheduled Activity (UDA)		
Month	2018	2019
April	146	164
May	389	392
June	750	627
July	993	961
August	1,268	1,290
September	1,788	1,741
October	2,086	
November	2,514	
December	2,735	
January	3,116	
February	3,692	
March	4,049	
April	4,321	
May	4,321	
June	4,321	

## QUALITY

	Quantity	Base Number	Contract	AT	Region	England
% of FP17s for the same patient ID Re-attending within 3 months - Children	36	484	7.4%	11.0%	11.1%	11.6%
% of FP17s for the same patient ID Re-attending within 3 months - Adults	22	205	10.7%	16.1%	15.3%	15.5%
% of FP17s for the same patient ID Re-attending between 3 & 9 months - Children	294	484	60.7%	55.6%	61.1%	58.8%
% of FP17s for the same patient ID Re-attending between 3 & 9 months - Adults	128	205	62.4%	48.8%	52.3%	51.1%
% of FP17s for Band 1 Urgent Courses	21	630	3.3%	10.0%	9.5%	9.0%
% of FP17s Relating to Free Repair or Replacements	1	630	0.2%	0.6%	0.7%	0.8%
% of FP17s Relating to Continuations	3	630	0.5%	0.7%	0.8%	0.9%
% of Patients satisfied with the dentistry they have received	0	0	N/A	93.6%	93.6%	93.3%
% of Patients satisfied with the time they had to wait for an appointment	0	0	N/A	88.9%	88.8%	88.9%

\* This is based on patients treated on this contract for their most recent course of treatment. Figures in italics indicate the base number of FP17s or Patient Questionnaire responses are less than 100. N/A is shown where the base number of responses is less than 10 during the period. % is calculated as Quantity/Base number\*100

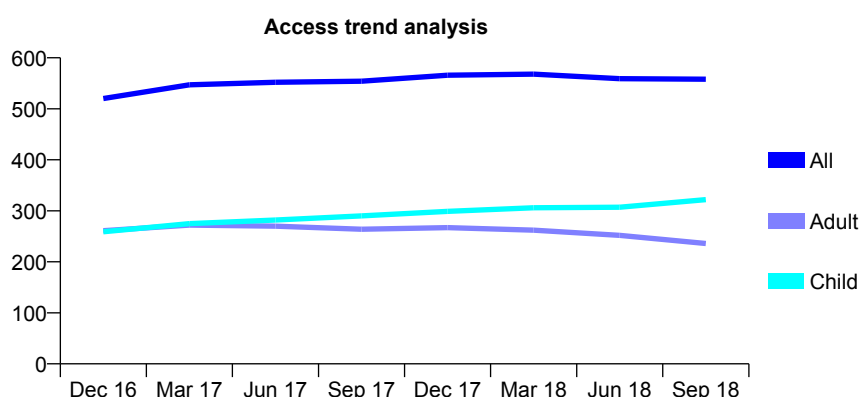
# Q67 - Vital Signs At a Glance Contract Report for 261378/0001 - September 2018

Name or company name	MS OM FULMYK
Contract type name	GDS Contract
Purpose of contract	General
Contract start date	01/06/2015
Contract end date	

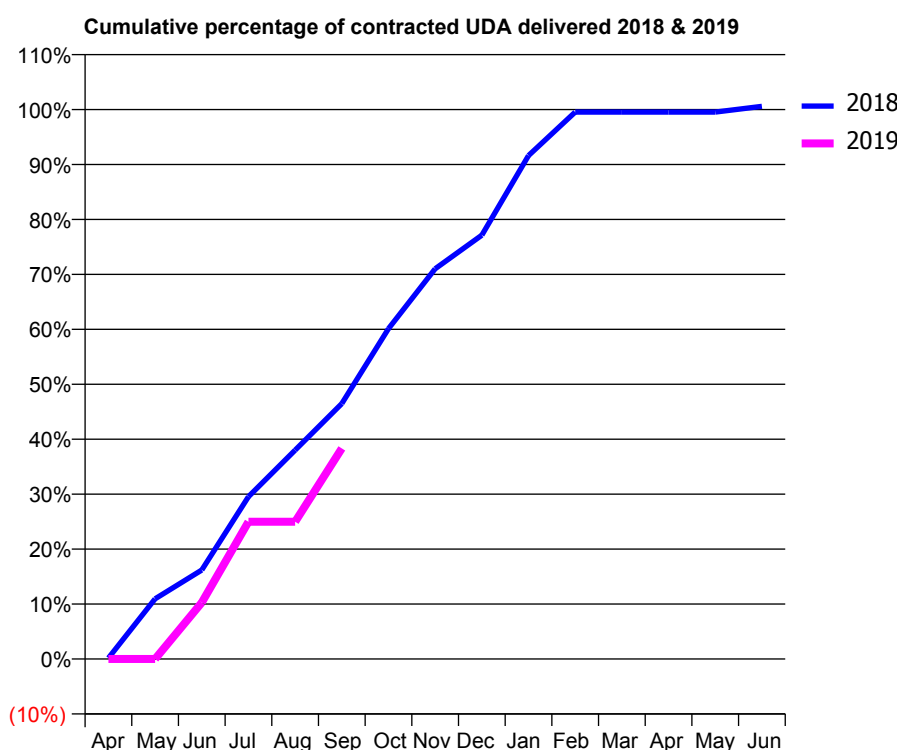
18/19 Contracted general activity (UDA)	1,050
Carry forward general activity (UDA)	0
18/19 Contracted orthodontic activity (UOA)	0
Carry forward orthodontic activity (UOA)	0
Baseline contract value	£25,965.59

## ACCESS\*

Patients seen in 24 months	Total	Change since previous quarter
Quarter ending September 2017	554	
Quarter ending December 2017	566	↑
Quarter ending March 2018	568	→
Quarter ending June 2018	559	↓
Quarter ending September 2018	558	→
<b>Variance since September 2017</b>	<b>0.7%</b>	<b>→</b>



## ACTIVITY



Adjusted Scheduled Activity (UDA)		
Month	2018	2019
April	2	0
May	115	0
June	170	108
July	310	262
August	399	262
September	488	402
October	631	
November	746	
December	810	
January	962	
February	1,045	
March	1,045	
April	1,045	
May	1,045	
June	1,056	

## QUALITY

	Quantity	Base Number	Contract	AT	Region	England
% of FP17s for the same patient ID Re-attending within 3 months - Children	9	234	3.8%	11.0%	11.1%	11.6%
% of FP17s for the same patient ID Re-attending within 3 months - Adults	3	100	3.0%	16.1%	15.3%	15.5%
% of FP17s for the same patient ID Re-attending between 3 & 9 months - Children	110	234	47.0%	55.6%	61.1%	58.8%
% of FP17s for the same patient ID Re-attending between 3 & 9 months - Adults	39	100	39.0%	48.8%	52.3%	51.1%
% of FP17s for Band 1 Urgent Courses	2	283	0.7%	10.0%	9.5%	9.0%
% of FP17s Relating to Free Repair or Replacements	0	283	0.0%	0.6%	0.7%	0.8%
% of FP17s Relating to Continuations	0	283	0.0%	0.7%	0.8%	0.9%
% of Patients satisfied with the dentistry they have received	3	3	N/A	93.6%	93.6%	93.3%
% of Patients satisfied with the time they had to wait for an appointment	3	3	N/A	88.9%	88.8%	88.9%

\* This is based on patients treated on this contract for their most recent course of treatment. Figures in italics indicate the base number of FP17s or Patient Questionnaire responses are less than 100. N/A is shown where the base number of responses is less than 10 during the period. % is calculated as Quantity/Base number\*100

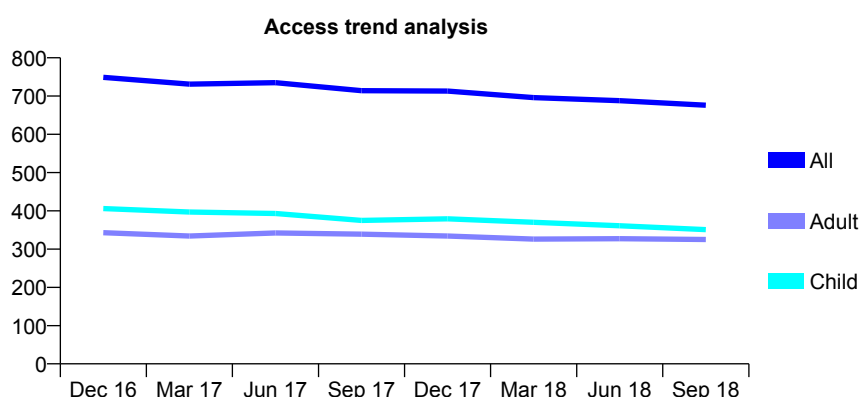
# Q67 - Vital Signs At a Glance Contract Report for 261653/0001 - September 2018

Name or company name	MR M EBRAHIMI HONARVAR
Contract type name	GDS Contract
Purpose of contract	General
Contract start date	01/04/2006
Contract end date	

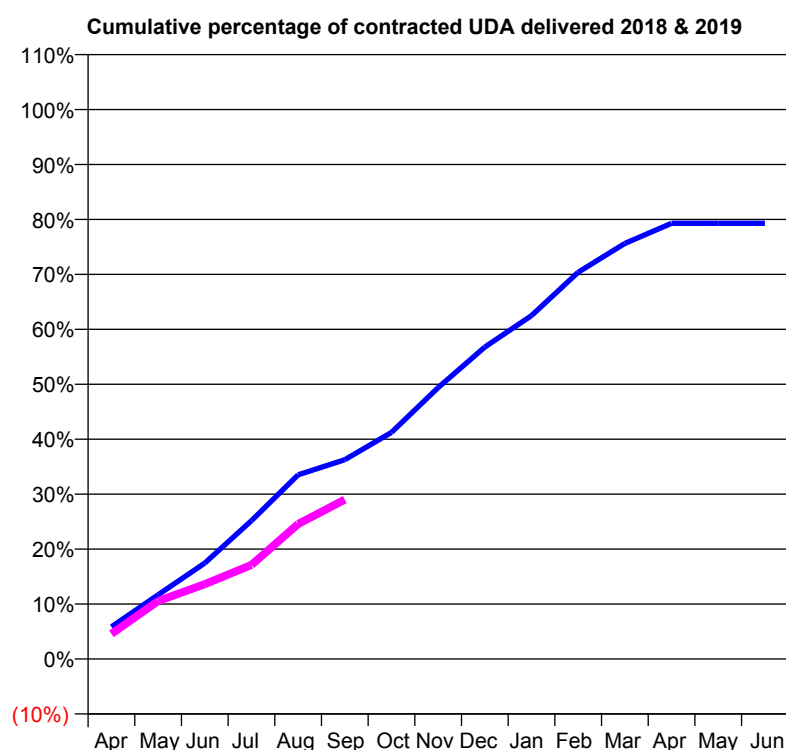
18/19 Contracted general activity (UDA)	2,010
Carry forward general activity (UDA)	0
18/19 Contracted orthodontic activity (UOA)	0
Carry forward orthodontic activity (UOA)	0
Baseline contract value	£49,705.54

## ACCESS\*

Patients seen in 24 months	Total	Change since previous quarter
Quarter ending September 2017	714	
Quarter ending December 2017	713	→
Quarter ending March 2018	696	↓
Quarter ending June 2018	688	↓
Quarter ending September 2018	676	↓
<b>Variance since September 2017</b>	<b>(5.3%)</b>	<b>↓</b>



## ACTIVITY



Adjusted Scheduled Activity (UDA)		
Month	2018	2019
April	118	92
May	235	212
June	351	274
July	506	344
August	674	494
September	729	583
October	829	
November	993	
December	1,141	
January	1,256	
February	1,415	
March	1,520	
April	1,594	
May	1,594	
June	1,594	

## QUALITY

	Quantity	Base Number	Contract	AT	Region	England
% of FP17s for the same patient ID Re-attending within 3 months - Children	9	251	3.6%	11.0%	11.1%	11.6%
% of FP17s for the same patient ID Re-attending within 3 months - Adults	10	213	4.7%	16.1%	15.3%	15.5%
% of FP17s for the same patient ID Re-attending between 3 & 9 months - Children	174	251	69.3%	55.6%	61.1%	58.8%
% of FP17s for the same patient ID Re-attending between 3 & 9 months - Adults	162	213	76.1%	48.8%	52.3%	51.1%
% of FP17s for Band 1 Urgent Courses	0	419	0.0%	10.0%	9.5%	9.0%
% of FP17s Relating to Free Repair or Replacements	0	419	0.0%	0.6%	0.7%	0.8%
% of FP17s Relating to Continuations	2	419	0.5%	0.7%	0.8%	0.9%
% of Patients satisfied with the dentistry they have received	0	0	N/A	93.6%	93.6%	93.3%
% of Patients satisfied with the time they had to wait for an appointment	0	0	N/A	88.9%	88.8%	88.9%

\* This is based on patients treated on this contract for their most recent course of treatment. Figures in italics indicate the base number of FP17s or Patient Questionnaire responses are less than 100. N/A is shown where the base number of responses is less than 10 during the period. % is calculated as Quantity/Base number\*100

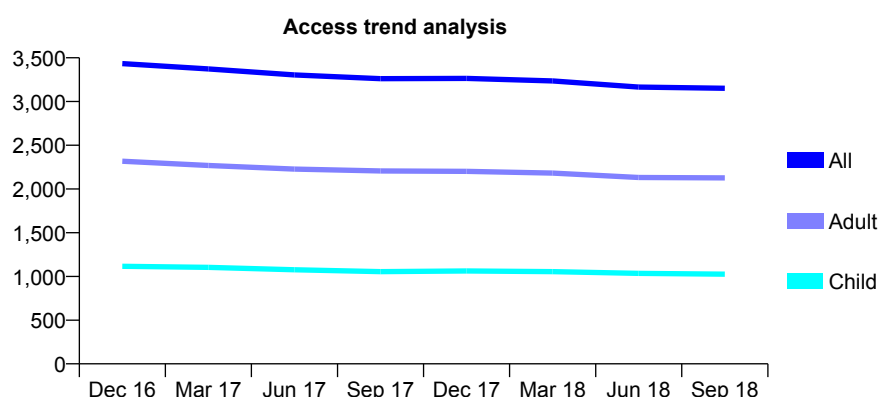
# Q67 - Vital Signs At a Glance Contract Report for 263893/0001 - September 2018

Name or company name	MR SH DATTANI
Contract type name	GDS Contract
Purpose of contract	General
Contract start date	01/04/2006
Contract end date	

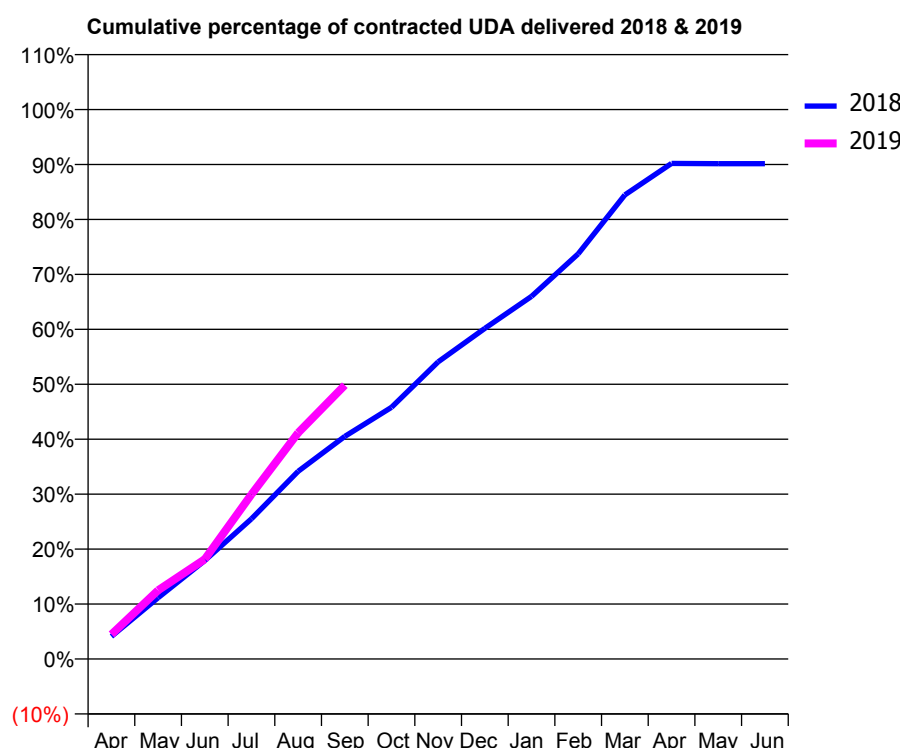
18/19 Contracted general activity (UDA)	12,028
Carry forward general activity (UDA)	0
18/19 Contracted orthodontic activity (UOA)	0
Carry forward orthodontic activity (UOA)	0
Baseline contract value	£329,103.81

## ACCESS\*

Patients seen in 24 months	Total	Change since previous quarter
Quarter ending September 2017	3,261	
Quarter ending December 2017	3,264	→
Quarter ending March 2018	3,236	→
Quarter ending June 2018	3,165	↓
Quarter ending September 2018	3,152	→
<b>Variance since September 2017</b>	<b>(3.3%)</b>	<b>↓</b>



## ACTIVITY



Adjusted Scheduled Activity (UDA)		
Month	2018	2019
April	496	539
May	1,342	1,503
June	2,154	2,183
July	3,069	3,603
August	4,109	4,952
September	4,874	5,995
October	5,508	
November	6,505	
December	7,238	
January	7,939	
February	8,868	
March	10,158	
April	10,849	
May	10,841	
June	10,841	

## QUALITY

	Quantity	Base Number	Contract	AT	Region	England
% of FP17s for the same patient ID Re-attending within 3 months - Children	67	896	7.5%	11.0%	11.1%	11.6%
% of FP17s for the same patient ID Re-attending within 3 months - Adults	229	1,798	12.7%	16.1%	15.3%	15.5%
% of FP17s for the same patient ID Re-attending between 3 & 9 months - Children	657	896	73.3%	55.6%	61.1%	58.8%
% of FP17s for the same patient ID Re-attending between 3 & 9 months - Adults	1,208	1,798	67.2%	48.8%	52.3%	51.1%
% of FP17s for Band 1 Urgent Courses	144	2,435	5.9%	10.0%	9.5%	9.0%
% of FP17s Relating to Free Repair or Replacements	8	2,435	0.3%	0.6%	0.7%	0.8%
% of FP17s Relating to Continuations	34	2,435	1.4%	0.7%	0.8%	0.9%
% of Patients satisfied with the dentistry they have received	5	6	N/A	93.6%	93.6%	93.3%
% of Patients satisfied with the time they had to wait for an appointment	4	6	N/A	88.9%	88.8%	88.9%

\* This is based on patients treated on this contract for their most recent course of treatment. Figures in italics indicate the base number of FP17s or Patient Questionnaire responses are less than 100. N/A is shown where the base number of responses is less than 10 during the period. % is calculated as Quantity/Base number\*100

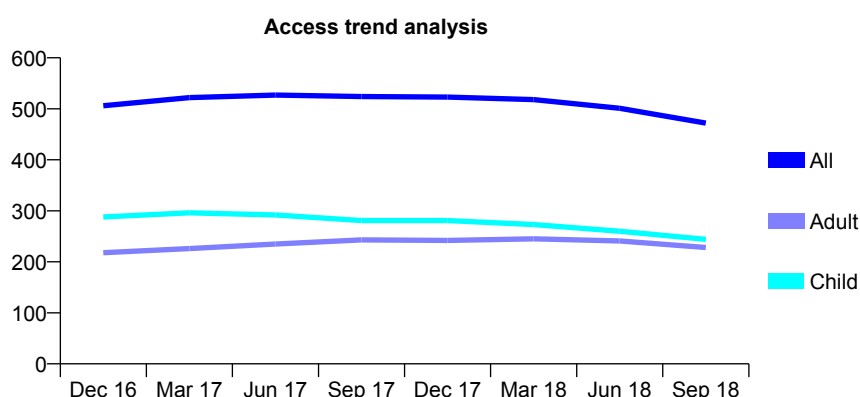
# Q67 - Vital Signs At a Glance Contract Report for 270431/0001 - September 2018

Name or company name	MISS H VARAITCH
Contract type name	GDS Contract
Purpose of contract	General
Contract start date	01/02/2012
Contract end date	

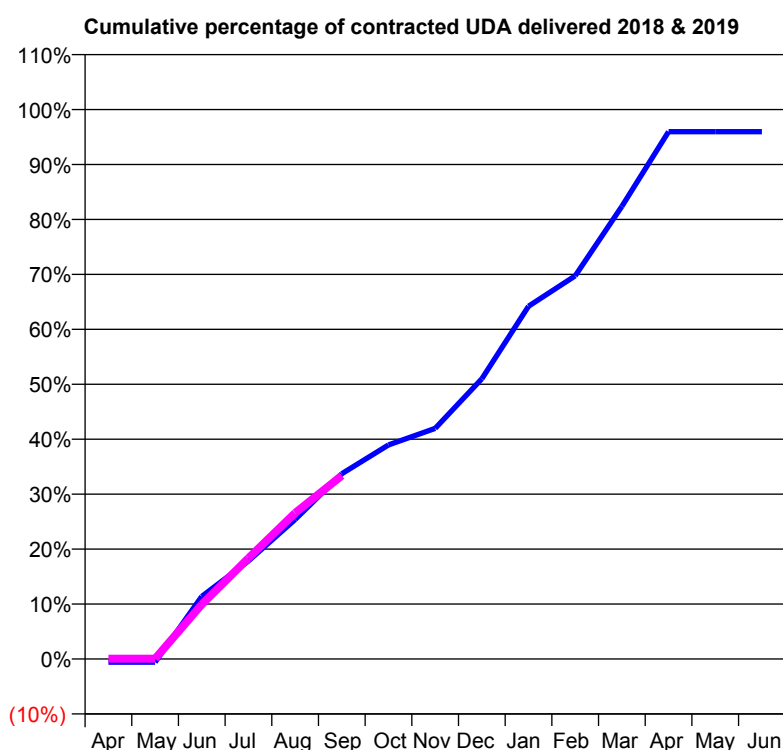
18/19 Contracted general activity (UDA)	1,953
Carry forward general activity (UDA)	0
18/19 Contracted orthodontic activity (UOA)	0
Carry forward orthodontic activity (UOA)	0
Baseline contract value	£48,295.99

## ACCESS\*

Patients seen in 24 months	Total	Change since previous quarter
Quarter ending September 2017	524	
Quarter ending December 2017	523	→
Quarter ending March 2018	518	→
Quarter ending June 2018	501	↓
Quarter ending September 2018	472	↓
<b>Variance since September 2017</b>	<b>(9.9%)</b>	<b>↓</b>



## ACTIVITY



Adjusted Scheduled Activity (UDA)		
Month	2018	2019
April	-12	1
May	-12	1
June	223	194
July	348	359
August	496	519
September	659	652
October	761	
November	820	
December	996	
January	1,254	
February	1,362	
March	1,609	
April	1,874	
May	1,874	
June	1,874	

## QUALITY

	Quantity	Base Number	Contract	AT	Region	England
% of FP17s for the same patient ID Re-attending within 3 months - Children	17	223	7.6%	11.0%	11.1%	11.6%
% of FP17s for the same patient ID Re-attending within 3 months - Adults	29	163	17.8%	16.1%	15.3%	15.5%
% of FP17s for the same patient ID Re-attending between 3 & 9 months - Children	160	223	71.7%	55.6%	61.1%	58.8%
% of FP17s for the same patient ID Re-attending between 3 & 9 months - Adults	104	163	63.8%	48.8%	52.3%	51.1%
% of FP17s for Band 1 Urgent Courses	20	313	6.4%	10.0%	9.5%	9.0%
% of FP17s Relating to Free Repair or Replacements	5	313	1.6%	0.6%	0.7%	0.8%
% of FP17s Relating to Continuations	0	313	0.0%	0.7%	0.8%	0.9%
% of Patients satisfied with the dentistry they have received	0	0	N/A	93.6%	93.6%	93.3%
% of Patients satisfied with the time they had to wait for an appointment	0	0	N/A	88.9%	88.8%	88.9%

\* This is based on patients treated on this contract for their most recent course of treatment. Figures in italics indicate the base number of FP17s or Patient Questionnaire responses are less than 100. N/A is shown where the base number of responses is less than 10 during the period. % is calculated as Quantity/Base number\*100

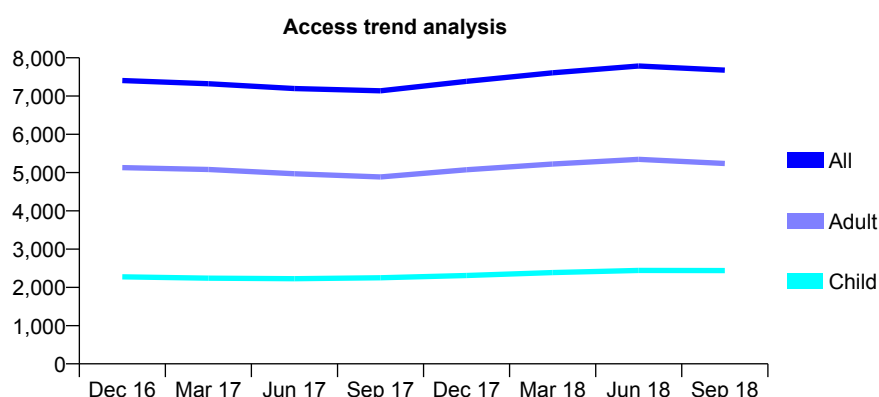
## Q67 - Vital Signs At a Glance Contract Report for 279625/0002 - September 2018

Name or company name	MR BS SIDHU
Contract type name	GDS Contract
Purpose of contract	General
Contract start date	01/09/2009
Contract end date	

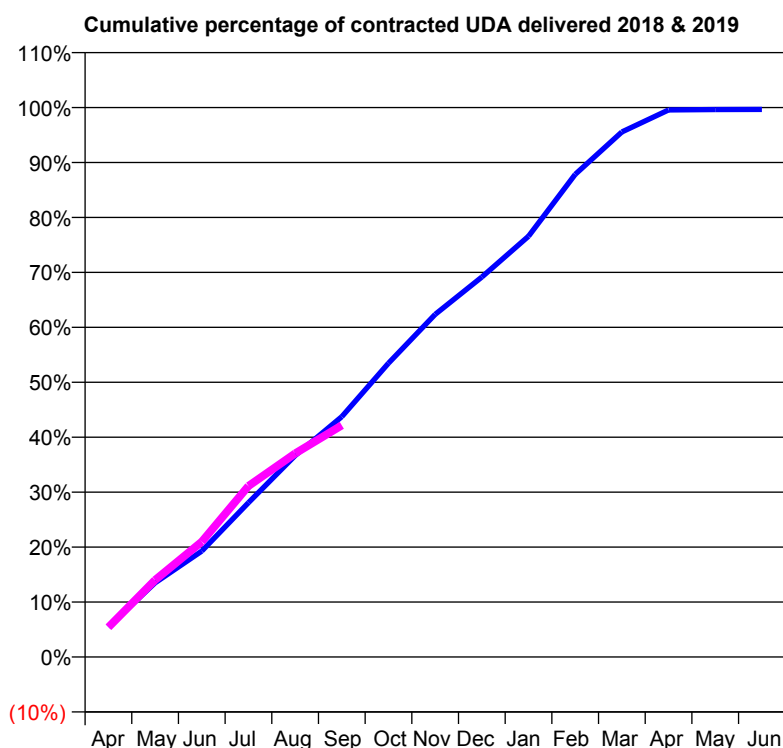
18/19 Contracted general activity (UDA)	21,684
Carry forward general activity (UDA)	77
18/19 Contracted orthodontic activity (UOA)	0
Carry forward orthodontic activity (UOA)	0
Baseline contract value	£510,875.44

### ACCESS\*

Patients seen in 24 months	Total	Change since previous quarter
Quarter ending September 2017	7,136	
Quarter ending December 2017	7,385	↑
Quarter ending March 2018	7,609	↑
Quarter ending June 2018	7,786	↑
Quarter ending September 2018	7,677	↓
<b>Variance since September 2017</b>	<b>7.6%</b>	<b>↑</b>



### ACTIVITY



Adjusted Scheduled Activity (UDA)		
Month	2018	2019
April	1,188	1,175
May	2,927	3,038
June	4,180	4,552
July	6,090	6,750
August	7,951	8,034
September	9,485	9,141
October	11,593	
November	13,519	
December	14,994	
January	16,603	
February	19,043	
March	20,721	
April	21,586	
May	21,604	
June	21,607	

### QUALITY

	Quantity	Base Number	Contract	AT	Region	England
% of FP17s for the same patient ID Re-attending within 3 months - Children	106	1,978	5.4%	11.0%	11.1%	11.6%
% of FP17s for the same patient ID Re-attending within 3 months - Adults	596	3,717	16.0%	16.1%	15.3%	15.5%
% of FP17s for the same patient ID Re-attending between 3 & 9 months - Children	1,331	1,978	67.3%	55.6%	61.1%	58.8%
% of FP17s for the same patient ID Re-attending between 3 & 9 months - Adults	1,842	3,717	49.6%	48.8%	52.3%	51.1%
% of FP17s for Band 1 Urgent Courses	610	5,284	11.5%	10.0%	9.5%	9.0%
% of FP17s Relating to Free Repair or Replacements	10	5,284	0.2%	0.6%	0.7%	0.8%
% of FP17s Relating to Continuations	42	5,284	0.8%	0.7%	0.8%	0.9%
% of Patients satisfied with the dentistry they have received	7	8	N/A	93.6%	93.6%	93.3%
% of Patients satisfied with the time they had to wait for an appointment	7	8	N/A	88.9%	88.8%	88.9%

\* This is based on patients treated on this contract for their most recent course of treatment. Figures in italics indicate the base number of FP17s or Patient Questionnaire responses are less than 100. N/A is shown where the base number of responses is less than 10 during the period. % is calculated as Quantity/Base number\*100



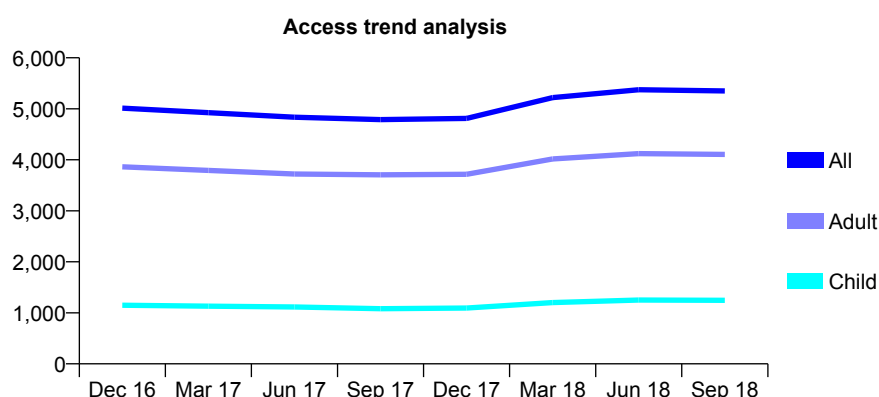
# Q67 - Vital Signs At a Glance Contract Report for 280240/0001 - September 2018

Name or company name	MR SA BANVIR
Contract type name	GDS Contract
Purpose of contract	General
Contract start date	01/01/2015
Contract end date	

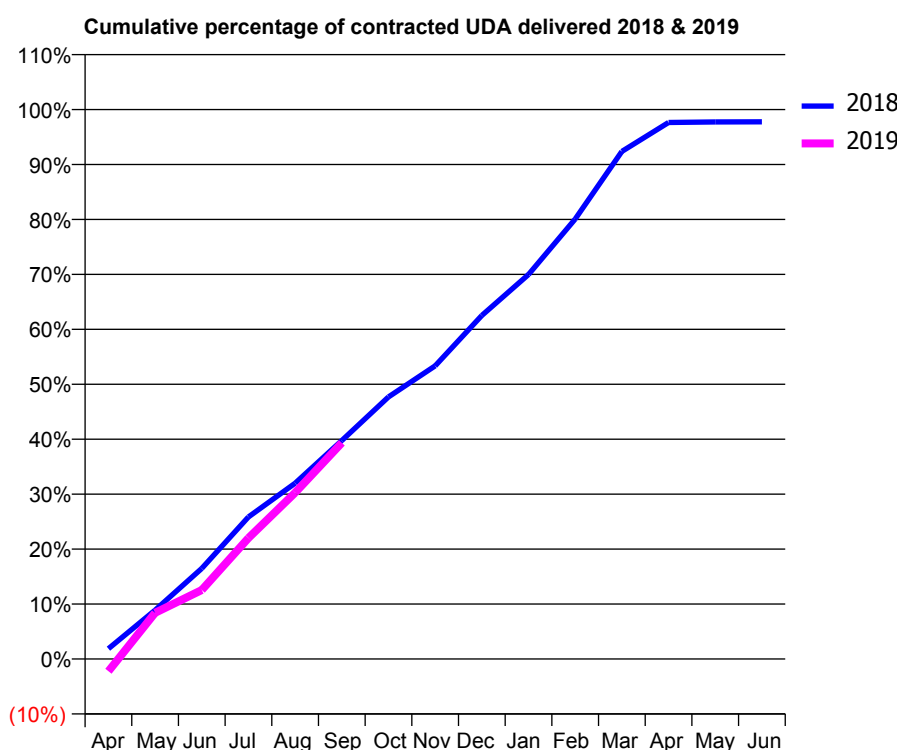
18/19 Contracted general activity (UDA)	16,057
Carry forward general activity (UDA)	360
18/19 Contracted orthodontic activity (UOA)	0
Carry forward orthodontic activity (UOA)	0
Baseline contract value	£414,131.45

## ACCESS\*

Patients seen in 24 months	Total	Change since previous quarter
Quarter ending September 2017	4,788	
Quarter ending December 2017	4,812	→
Quarter ending March 2018	5,219	↑
Quarter ending June 2018	5,373	↑
Quarter ending September 2018	5,351	→
<b>Variance since September 2017</b>	<b>11.8%</b>	<b>↑</b>



## ACTIVITY



Adjusted Scheduled Activity (UDA)		
Month	2018	2019
April	302	-360
May	1,426	1,349
June	2,649	2,015
July	4,152	3,535
August	5,136	4,860
September	6,386	6,319
October	7,657	
November	8,568	
December	10,038	
January	11,235	
February	12,858	
March	14,830	
April	15,677	
May	15,692	
June	15,697	

## QUALITY

	Quantity	Base Number	Contract	AT	Region	England
% of FP17s for the same patient ID Re-attending within 3 months - Children	79	965	8.2%	11.0%	11.1%	11.6%
% of FP17s for the same patient ID Re-attending within 3 months - Adults	564	3,311	17.0%	16.1%	15.3%	15.5%
% of FP17s for the same patient ID Re-attending between 3 & 9 months - Children	583	965	60.4%	55.6%	61.1%	58.8%
% of FP17s for the same patient ID Re-attending between 3 & 9 months - Adults	1,954	3,311	59.0%	48.8%	52.3%	51.1%
% of FP17s for Band 1 Urgent Courses	492	3,898	12.6%	10.0%	9.5%	9.0%
% of FP17s Relating to Free Repair or Replacements	36	3,898	0.9%	0.6%	0.7%	0.8%
% of FP17s Relating to Continuations	42	3,898	1.1%	0.7%	0.8%	0.9%
% of Patients satisfied with the dentistry they have received	8	8	N/A	93.6%	93.6%	93.3%
% of Patients satisfied with the time they had to wait for an appointment	8	8	N/A	88.9%	88.8%	88.9%

\* This is based on patients treated on this contract for their most recent course of treatment. Figures in italics indicate the base number of FP17s or Patient Questionnaire responses are less than 100. N/A is shown where the base number of responses is less than 10 during the period. % is calculated as Quantity/Base number\*100

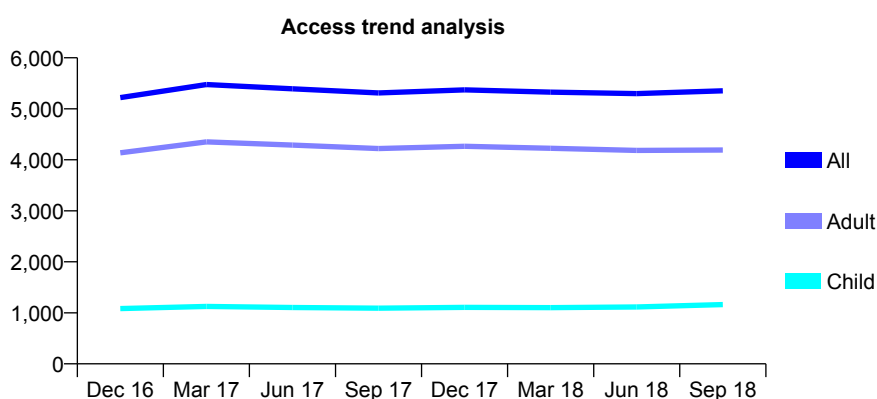
## Q67 - Vital Signs At a Glance Contract Report for 281492/0001 - September 2018

Name or company name	MS C TULLURI
Contract type name	GDS Contract
Purpose of contract	General
Contract start date	12/03/2015
Contract end date	

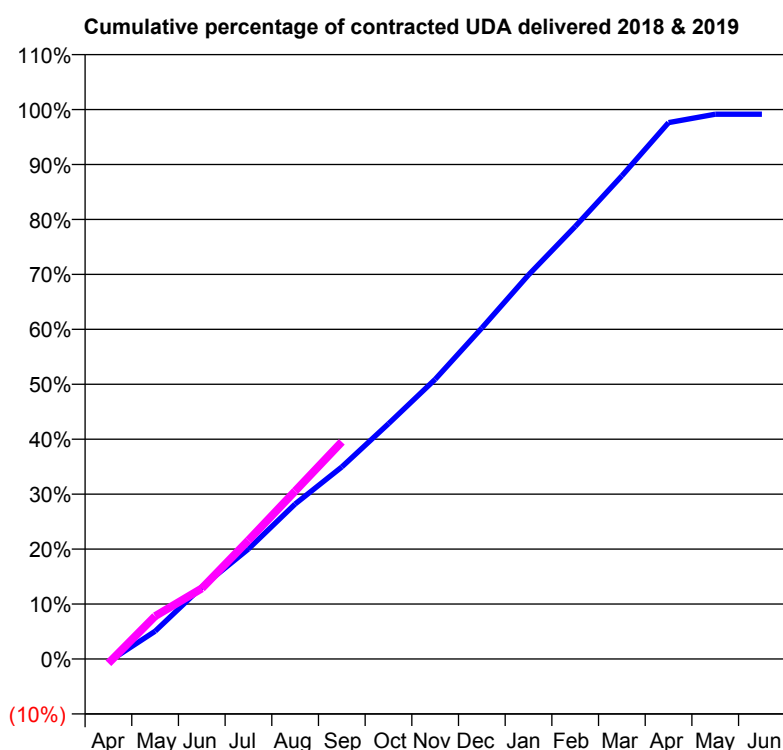
18/19 Contracted general activity (UDA)	12,653
Carry forward general activity (UDA)	109
18/19 Contracted orthodontic activity (UOA)	0
Carry forward orthodontic activity (UOA)	0
Baseline contract value	£312,897.67

### ACCESS\*

Patients seen in 24 months	Total	Change since previous quarter
Quarter ending September 2017	5,312	
Quarter ending December 2017	5,371	→
Quarter ending March 2018	5,328	→
Quarter ending June 2018	5,299	→
Quarter ending September 2018	5,354	→
<b>Variance since September 2017</b>	<b>0.8%</b>	<b>→</b>



### ACTIVITY



Adjusted Scheduled Activity (UDA)		
Month	2018	2019
April	-66	-100
May	642	989
June	1,660	1,625
July	2,535	2,735
August	3,570	3,866
September	4,424	5,001
October	5,417	
November	6,441	
December	7,621	
January	8,845	
February	9,960	
March	11,125	
April	12,351	
May	12,543	
June	12,544	

### QUALITY

	Quantity	Base Number	Contract	AT	Region	England
% of FP17s for the same patient ID Re-attending within 3 months - Children	27	720	3.8%	11.0%	11.1%	11.6%
% of FP17s for the same patient ID Re-attending within 3 months - Adults	171	2,396	7.1%	16.1%	15.3%	15.5%
% of FP17s for the same patient ID Re-attending between 3 & 9 months - Children	239	720	33.2%	55.6%	61.1%	58.8%
% of FP17s for the same patient ID Re-attending between 3 & 9 months - Adults	855	2,396	35.7%	48.8%	52.3%	51.1%
% of FP17s for Band 1 Urgent Courses	161	2,519	6.4%	10.0%	9.5%	9.0%
% of FP17s Relating to Free Repair or Replacements	3	2,519	0.1%	0.6%	0.7%	0.8%
% of FP17s Relating to Continuations	2	2,519	0.1%	0.7%	0.8%	0.9%
% of Patients satisfied with the dentistry they have received	14	16	87.5%	93.6%	93.6%	93.3%
% of Patients satisfied with the time they had to wait for an appointment	13	16	81.3%	88.9%	88.8%	88.9%

\* This is based on patients treated on this contract for their most recent course of treatment. Figures in italics indicate the base number of FP17s or Patient Questionnaire responses are less than 100. N/A is shown where the base number of responses is less than 10 during the period. % is calculated as Quantity/Base number\*100

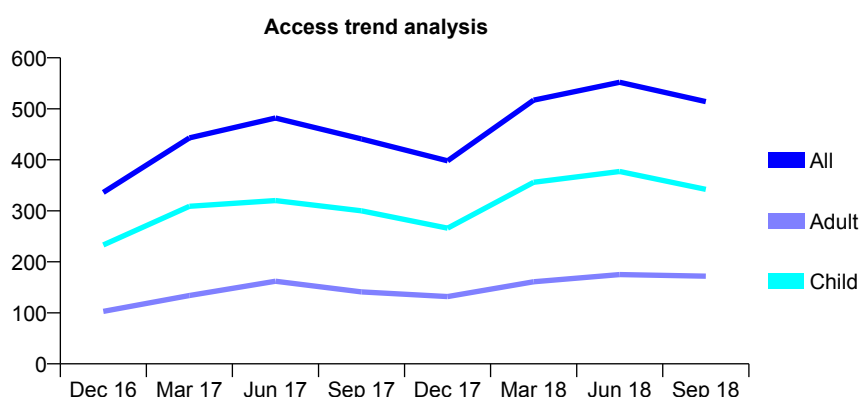
# Q67 - Vital Signs At a Glance Contract Report for 300519/0002 - September 2018

Name or company name	MRS C LUPIN
Contract type name	GDS Contract
Purpose of contract	General
Contract start date	27/01/2010
Contract end date	

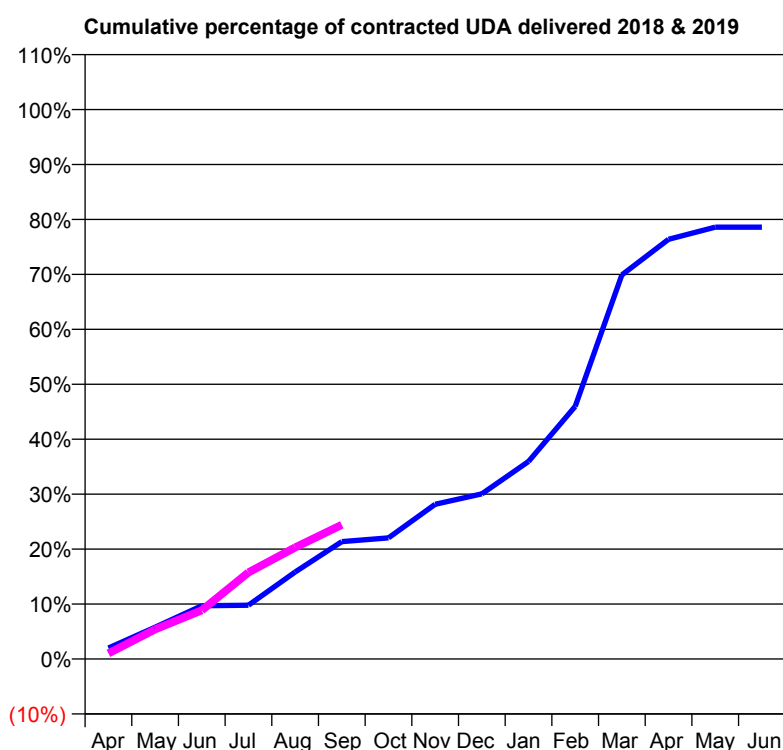
18/19 Contracted general activity (UDA)	900
Carry forward general activity (UDA)	0
18/19 Contracted orthodontic activity (UOA)	0
Carry forward orthodontic activity (UOA)	0
Baseline contract value	£20,777.02

## ACCESS\*

Patients seen in 24 months	Total	Change since previous quarter
Quarter ending September 2017	441	
Quarter ending December 2017	398	↓
Quarter ending March 2018	517	↑
Quarter ending June 2018	552	↑
Quarter ending September 2018	514	↓
<b>Variance since September 2017</b>	<b>16.6%</b>	<b>↑</b>



## ACTIVITY



Adjusted Scheduled Activity (UDA)		
Month	2018	2019
April	18	9
May	52	49
June	87	80
July	88	142
August	142	183
September	192	220
October	198	
November	253	
December	270	
January	324	
February	414	
March	629	
April	687	
May	707	
June	707	

## QUALITY

	Quantity	Base Number	Contract	AT	Region	England
% of FP17s for the same patient ID Re-attending within 3 months - Children	8	179	4.5%	11.0%	11.1%	11.6%
% of FP17s for the same patient ID Re-attending within 3 months - Adults	0	45	0.0%	16.1%	15.3%	15.5%
% of FP17s for the same patient ID Re-attending between 3 & 9 months - Children	50	179	27.9%	55.6%	61.1%	58.8%
% of FP17s for the same patient ID Re-attending between 3 & 9 months - Adults	13	45	28.9%	48.8%	52.3%	51.1%
% of FP17s for Band 1 Urgent Courses	4	177	2.3%	10.0%	9.5%	9.0%
% of FP17s Relating to Free Repair or Replacements	0	177	0.0%	0.6%	0.7%	0.8%
% of FP17s Relating to Continuations	0	177	0.0%	0.7%	0.8%	0.9%
% of Patients satisfied with the dentistry they have received	1	1	N/A	93.6%	93.6%	93.3%
% of Patients satisfied with the time they had to wait for an appointment	1	1	N/A	88.9%	88.8%	88.9%

\* This is based on patients treated on this contract for their most recent course of treatment. Figures in italics indicate the base number of FP17s or Patient Questionnaire responses are less than 100. N/A is shown where the base number of responses is less than 10 during the period. % is calculated as Quantity/Base number\*100

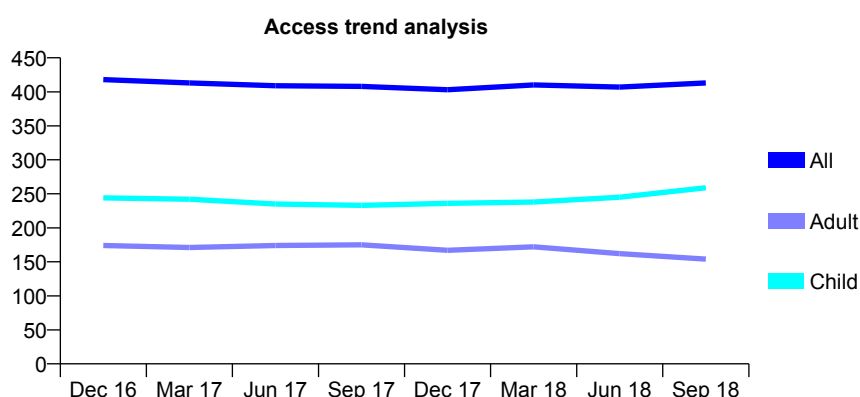
# Q67 - Vital Signs At a Glance Contract Report for 308870/0001 - September 2018

Name or company name	Dr H Pankhania trading as Sea Street Dent
Contract type name	GDS Contract
Purpose of contract	General
Contract start date	01/04/2006
Contract end date	

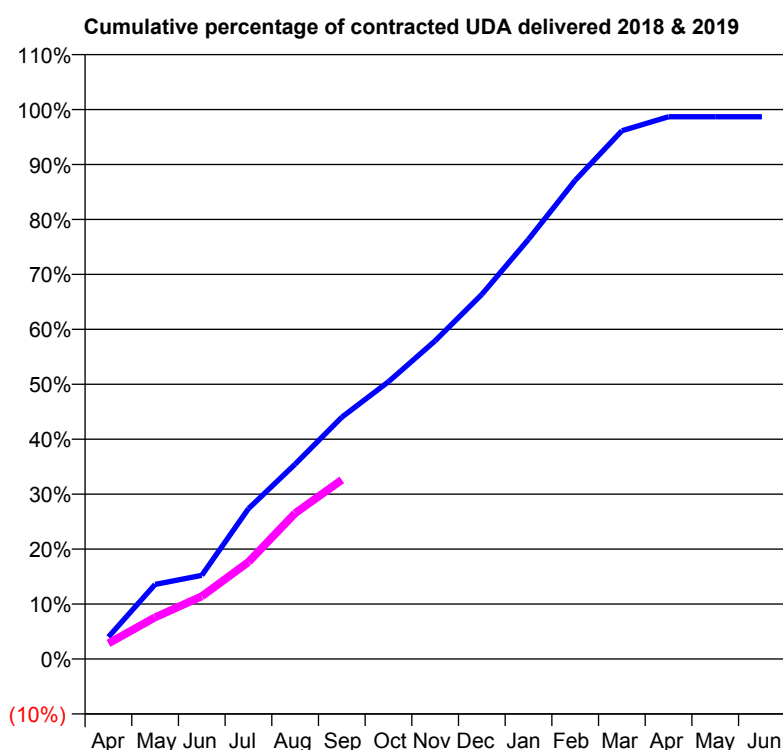
18/19 Contracted general activity (UDA)	1,400
Carry forward general activity (UDA)	18
18/19 Contracted orthodontic activity (UOA)	0
Carry forward orthodontic activity (UOA)	0
Baseline contract value	£31,916.16

## ACCESS\*

Patients seen in 24 months	Total	Change since previous quarter
Quarter ending September 2017	408	
Quarter ending December 2017	403	↓
Quarter ending March 2018	410	→
Quarter ending June 2018	407	→
Quarter ending September 2018	413	→
<b>Variance since September 2017</b>	<b>1.2%</b>	<b>→</b>



## ACTIVITY



Adjusted Scheduled Activity (UDA)		
Month	2018	2019
April	56	40
May	190	106
June	213	160
July	383	247
August	497	372
September	616	456
October	707	
November	811	
December	929	
January	1,069	
February	1,220	
March	1,346	
April	1,381	
May	1,381	
June	1,381	

## QUALITY

	Quantity	Base Number	Contract	AT	Region	England
% of FP17s for the same patient ID Re-attending within 3 months - Children	14	256	5.5%	11.0%	11.1%	11.6%
% of FP17s for the same patient ID Re-attending within 3 months - Adults	7	93	7.5%	16.1%	15.3%	15.5%
% of FP17s for the same patient ID Re-attending between 3 & 9 months - Children	178	256	69.5%	55.6%	61.1%	58.8%
% of FP17s for the same patient ID Re-attending between 3 & 9 months - Adults	66	93	71.0%	48.8%	52.3%	51.1%
% of FP17s for Band 1 Urgent Courses	7	324	2.2%	10.0%	9.5%	9.0%
% of FP17s Relating to Free Repair or Replacements	0	324	0.0%	0.6%	0.7%	0.8%
% of FP17s Relating to Continuations	0	324	0.0%	0.7%	0.8%	0.9%
% of Patients satisfied with the dentistry they have received	0	0	N/A	93.6%	93.6%	93.3%
% of Patients satisfied with the time they had to wait for an appointment	0	0	N/A	88.9%	88.8%	88.9%

\* This is based on patients treated on this contract for their most recent course of treatment. Figures in italics indicate the base number of FP17s or Patient Questionnaire responses are less than 100. N/A is shown where the base number of responses is less than 10 during the period. % is calculated as Quantity/Base number\*100

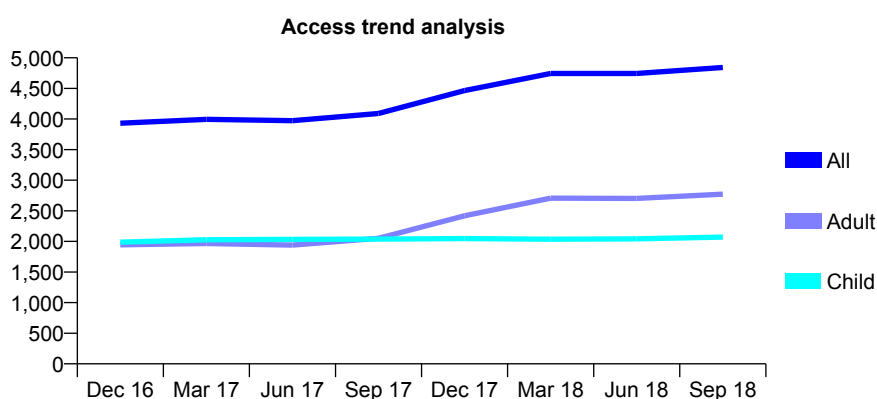
## Q67 - Vital Signs At a Glance Contract Report for 317764/0004 - September 2018

Name or company name	Ashley Lupin & Associates Ltd
Contract type name	GDS Contract
Purpose of contract	General
Contract start date	29/03/2010
Contract end date	

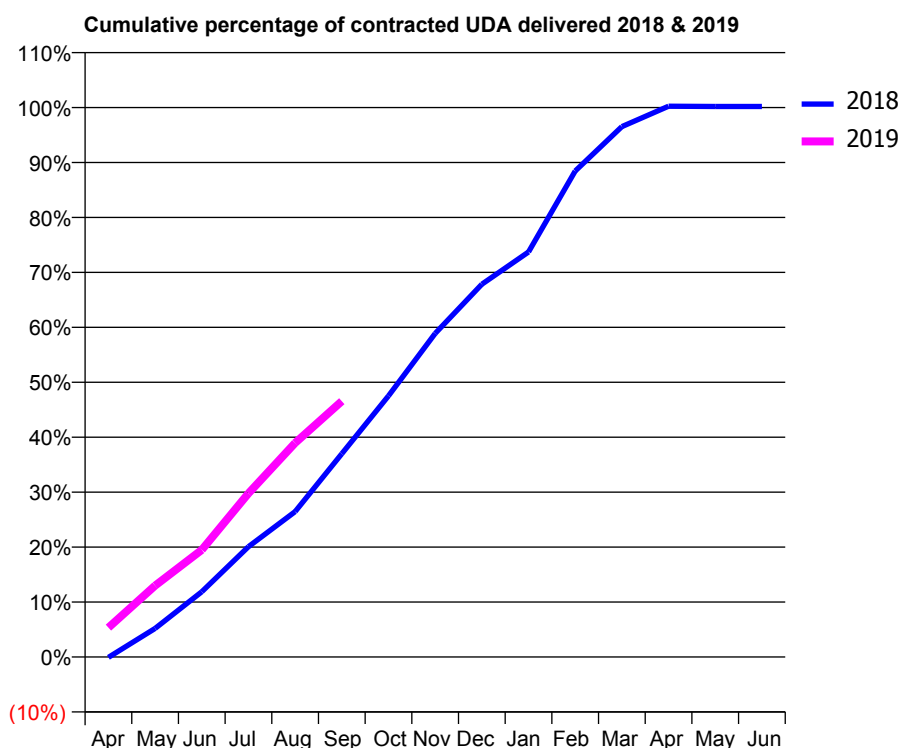
18/19 Contracted general activity (UDA)	16,144
Carry forward general activity (UDA)	0
18/19 Contracted orthodontic activity (UOA)	0
Carry forward orthodontic activity (UOA)	0
Baseline contract value	£403,614.19

### ACCESS\*

Patients seen in 24 months	Total	Change since previous quarter
Quarter ending September 2017	4,090	
Quarter ending December 2017	4,465	↑
Quarter ending March 2018	4,744	↑
Quarter ending June 2018	4,745	→
Quarter ending September 2018	4,842	↑
<b>Variance since September 2017</b>	<b>18.4%</b>	<b>↑</b>



### ACTIVITY



Adjusted Scheduled Activity (UDA)		
Month	2018	2019
April	-14	863
May	838	2,098
June	1,919	3,149
July	3,243	4,811
August	4,274	6,290
September	5,973	7,518
October	7,672	
November	9,506	
December	10,950	
January	11,901	
February	14,278	
March	15,583	
April	16,180	
May	16,173	
June	16,173	

### QUALITY

	Quantity	Base Number	Contract	AT	Region	England
% of FP17s for the same patient ID Re-attending within 3 months - Children	120	1,531	7.8%	11.0%	11.1%	11.6%
% of FP17s for the same patient ID Re-attending within 3 months - Adults	261	1,364	19.1%	16.1%	15.3%	15.5%
% of FP17s for the same patient ID Re-attending between 3 & 9 months - Children	713	1,531	46.6%	55.6%	61.1%	58.8%
% of FP17s for the same patient ID Re-attending between 3 & 9 months - Adults	514	1,364	37.7%	48.8%	52.3%	51.1%
% of FP17s for Band 1 Urgent Courses	249	2,679	9.3%	10.0%	9.5%	9.0%
% of FP17s Relating to Free Repair or Replacements	10	2,679	0.4%	0.6%	0.7%	0.8%
% of FP17s Relating to Continuations	31	2,679	1.2%	0.7%	0.8%	0.9%
% of Patients satisfied with the dentistry they have received	2	2	N/A	93.6%	93.6%	93.3%
% of Patients satisfied with the time they had to wait for an appointment	2	2	N/A	88.9%	88.8%	88.9%

\* This is based on patients treated on this contract for their most recent course of treatment. Figures in italics indicate the base number of FP17s or Patient Questionnaire responses are less than 100. N/A is shown where the base number of responses is less than 10 during the period. % is calculated as Quantity/Base number\*100

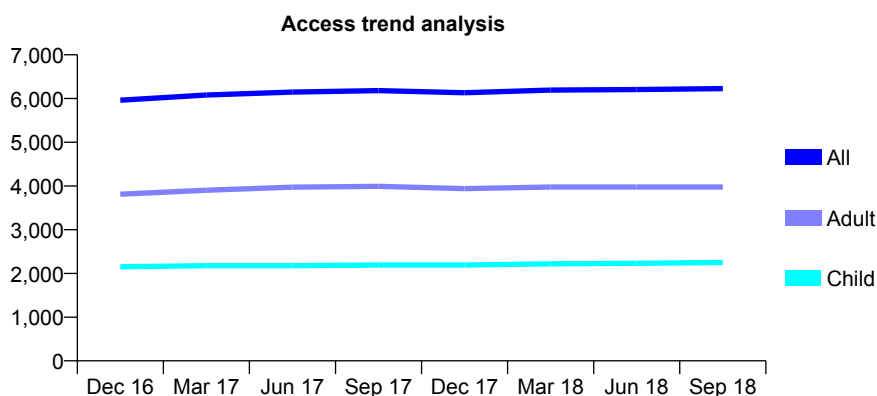
## Q67 - Vital Signs At a Glance Contract Report for 318892/0002 - September 2018

Name or company name	MR DP BUSH
Contract type name	GDS Contract
Purpose of contract	General
Contract start date	01/11/2012
Contract end date	

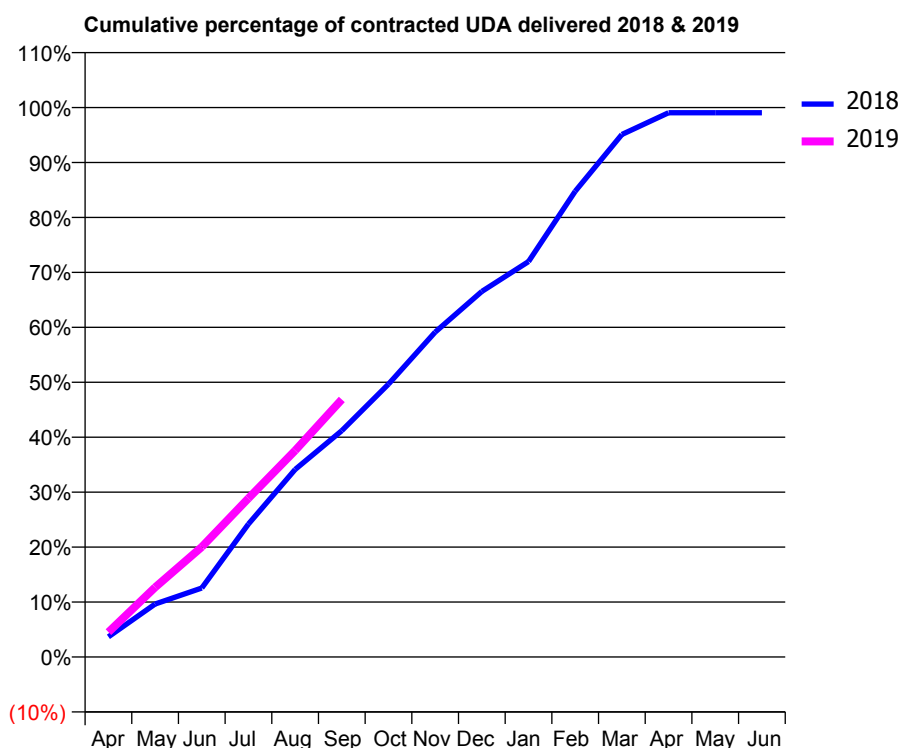
18/19 Contracted general activity (UDA)	14,293
Carry forward general activity (UDA)	138
18/19 Contracted orthodontic activity (UOA)	0
Carry forward orthodontic activity (UOA)	0
Baseline contract value	£353,453.46

### ACCESS\*

Patients seen in 24 months	Total	Change since previous quarter
Quarter ending September 2017	6,181	
Quarter ending December 2017	6,131	→
Quarter ending March 2018	6,193	→
Quarter ending June 2018	6,206	→
Quarter ending September 2018	6,226	→
<b>Variance since September 2017</b>	<b>0.7%</b>	<b>→</b>



### ACTIVITY



Adjusted Scheduled Activity (UDA)		
Month	2018	2019
April	524	645
May	1,380	1,812
June	1,794	2,864
July	3,458	4,128
August	4,879	5,369
September	5,889	6,699
October	7,099	
November	8,450	
December	9,508	
January	10,285	
February	12,114	
March	13,593	
April	14,155	
May	14,155	
June	14,155	

### QUALITY

	Quantity	Base Number	Contract	AT	Region	England
% of FP17s for the same patient ID Re-attending within 3 months - Children	84	1,859	4.5%	11.0%	11.1%	11.6%
% of FP17s for the same patient ID Re-attending within 3 months - Adults	248	2,478	10.0%	16.1%	15.3%	15.5%
% of FP17s for the same patient ID Re-attending between 3 & 9 months - Children	1,180	1,859	63.5%	55.6%	61.1%	58.8%
% of FP17s for the same patient ID Re-attending between 3 & 9 months - Adults	1,332	2,478	53.8%	48.8%	52.3%	51.1%
% of FP17s for Band 1 Urgent Courses	242	4,049	6.0%	10.0%	9.5%	9.0%
% of FP17s Relating to Free Repair or Replacements	19	4,049	0.5%	0.6%	0.7%	0.8%
% of FP17s Relating to Continuations	5	4,049	0.1%	0.7%	0.8%	0.9%
% of Patients satisfied with the dentistry they have received	9	9	N/A	93.6%	93.6%	93.3%
% of Patients satisfied with the time they had to wait for an appointment	8	9	N/A	88.9%	88.8%	88.9%

\* This is based on patients treated on this contract for their most recent course of treatment. Figures in italics indicate the base number of FP17s or Patient Questionnaire responses are less than 100. N/A is shown where the base number of responses is less than 10 during the period. % is calculated as Quantity/Base number\*100

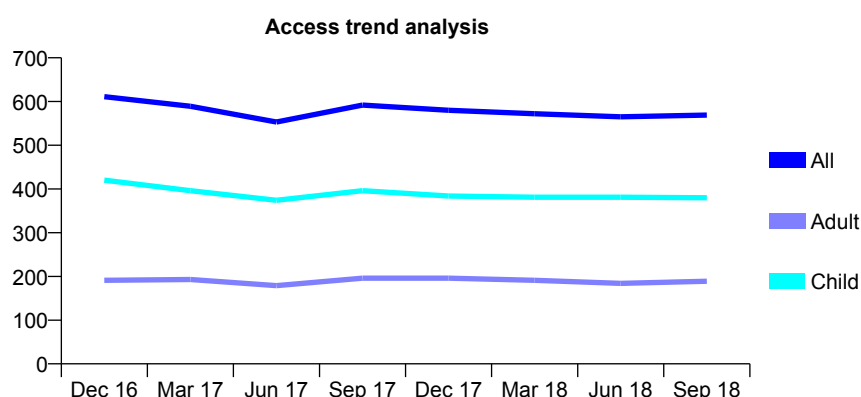
# Q67 - Vital Signs At a Glance Contract Report for 319406/0001 - September 2018

Name or company name	Kreate Dental (Partnership)
Contract type name	GDS Contract
Purpose of contract	General
Contract start date	01/04/2006
Contract end date	

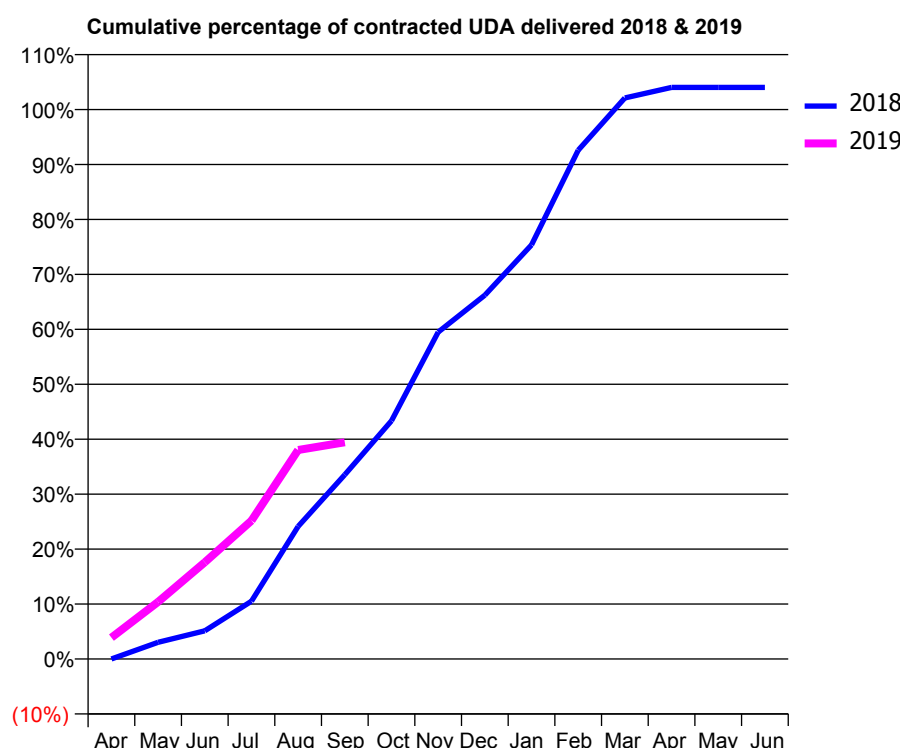
18/19 Contracted general activity (UDA)	1,400
Carry forward general activity (UDA)	0
18/19 Contracted orthodontic activity (UOA)	0
Carry forward orthodontic activity (UOA)	0
Baseline contract value	£34,620.78

## ACCESS\*

Patients seen in 24 months	Total	Change since previous quarter
Quarter ending September 2017	592	
Quarter ending December 2017	580	↓
Quarter ending March 2018	572	↓
Quarter ending June 2018	565	↓
Quarter ending September 2018	569	→
<b>Variance since September 2017</b>	<b>(3.9%)</b>	<b>↓</b>



## ACTIVITY



Adjusted Scheduled Activity (UDA)		
Month	2018	2019
April	0	54
May	43	146
June	72	247
July	147	353
August	338	532
September	470	552
October	607	
November	833	
December	927	
January	1,055	
February	1,296	
March	1,430	
April	1,456	
May	1,456	
June	1,456	

## QUALITY

	Quantity	Base Number	Contract	AT	Region	England
% of FP17s for the same patient ID Re-attending within 3 months - Children	24	239	10.0%	11.0%	11.1%	11.6%
% of FP17s for the same patient ID Re-attending within 3 months - Adults	14	87	16.1%	16.1%	15.3%	15.5%
% of FP17s for the same patient ID Re-attending between 3 & 9 months - Children	119	239	49.8%	55.6%	61.1%	58.8%
% of FP17s for the same patient ID Re-attending between 3 & 9 months - Adults	47	87	54.0%	48.8%	52.3%	51.1%
% of FP17s for Band 1 Urgent Courses	7	309	2.3%	10.0%	9.5%	9.0%
% of FP17s Relating to Free Repair or Replacements	0	309	0.0%	0.6%	0.7%	0.8%
% of FP17s Relating to Continuations	2	309	0.6%	0.7%	0.8%	0.9%
% of Patients satisfied with the dentistry they have received	1	1	N/A	93.6%	93.6%	93.3%
% of Patients satisfied with the time they had to wait for an appointment	1	1	N/A	88.9%	88.8%	88.9%

\* This is based on patients treated on this contract for their most recent course of treatment. Figures in italics indicate the base number of FP17s or Patient Questionnaire responses are less than 100. N/A is shown where the base number of responses is less than 10 during the period. % is calculated as Quantity/Base number\*100



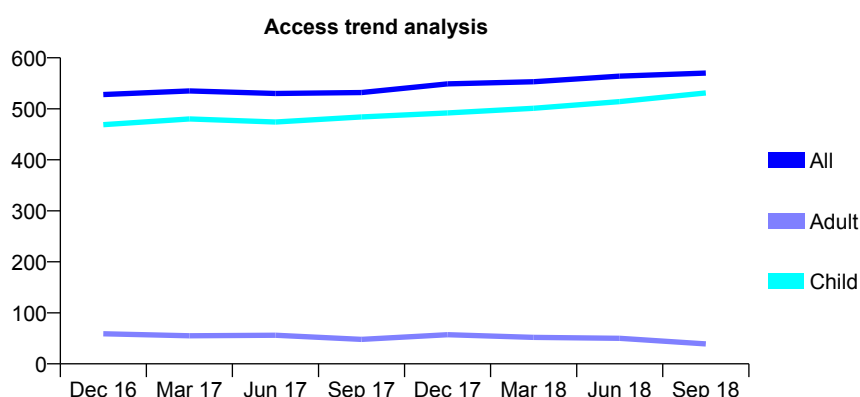
# Q67 - Vital Signs At a Glance Contract Report for 319821/0001 - September 2018

Name or company name	MR PJ DENING
Contract type name	GDS Contract
Purpose of contract	General
Contract start date	01/04/2006
Contract end date	

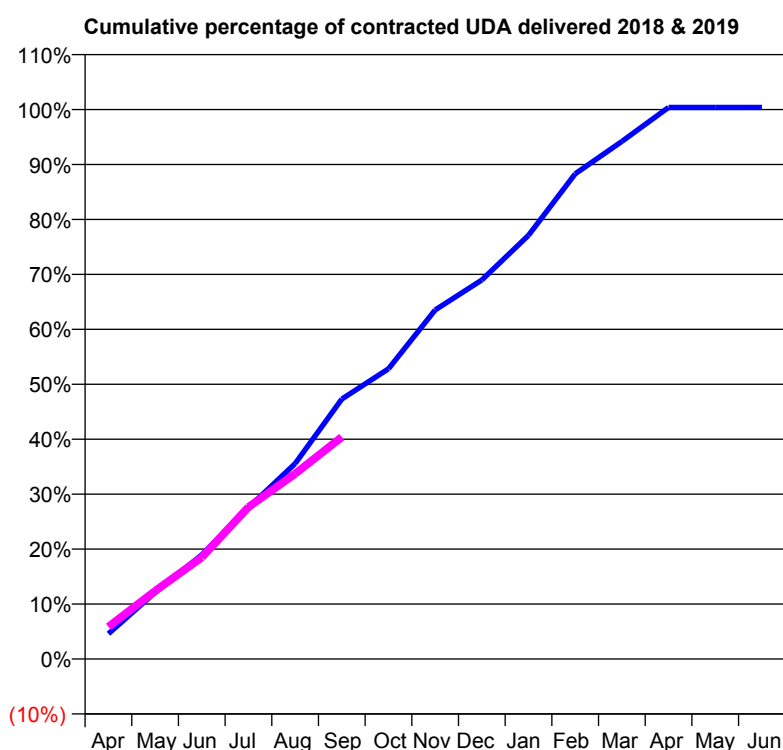
18/19 Contracted general activity (UDA)	1,042
Carry forward general activity (UDA)	0
18/19 Contracted orthodontic activity (UOA)	0
Carry forward orthodontic activity (UOA)	0
Baseline contract value	£23,418.38

## ACCESS\*

Patients seen in 24 months	Total	Change since previous quarter
Quarter ending September 2017	532	
Quarter ending December 2017	549	↑
Quarter ending March 2018	553	→
Quarter ending June 2018	564	→
Quarter ending September 2018	570	→
<b>Variance since September 2017</b>	<b>7.1%</b>	<b>↑</b>



## ACTIVITY



Adjusted Scheduled Activity (UDA)		
Month	2018	2019
April	48	61
May	126	129
June	198	193
July	287	288
August	371	351
September	493	421
October	550	
November	662	
December	719	
January	803	
February	920	
March	981	
April	1,046	
May	1,046	
June	1,046	

## QUALITY

	Quantity	Base Number	Contract	AT	Region	England
% of FP17s for the same patient ID Re-attending within 3 months - Children	20	409	4.9%	11.0%	11.1%	11.6%
% of FP17s for the same patient ID Re-attending within 3 months - Adults	0	0	N/A	16.1%	15.3%	15.5%
% of FP17s for the same patient ID Re-attending between 3 & 9 months - Children	274	409	67.0%	55.6%	61.1%	58.8%
% of FP17s for the same patient ID Re-attending between 3 & 9 months - Adults	0	0	N/A	48.8%	52.3%	51.1%
% of FP17s for Band 1 Urgent Courses	9	360	2.5%	10.0%	9.5%	9.0%
% of FP17s Relating to Free Repair or Replacements	0	360	0.0%	0.6%	0.7%	0.8%
% of FP17s Relating to Continuations	0	360	0.0%	0.7%	0.8%	0.9%
% of Patients satisfied with the dentistry they have received	0	0	N/A	93.6%	93.6%	93.3%
% of Patients satisfied with the time they had to wait for an appointment	0	0	N/A	88.9%	88.8%	88.9%

\* This is based on patients treated on this contract for their most recent course of treatment. Figures in italics indicate the base number of FP17s or Patient Questionnaire responses are less than 100. N/A is shown where the base number of responses is less than 10 during the period. % is calculated as Quantity/Base number\*100

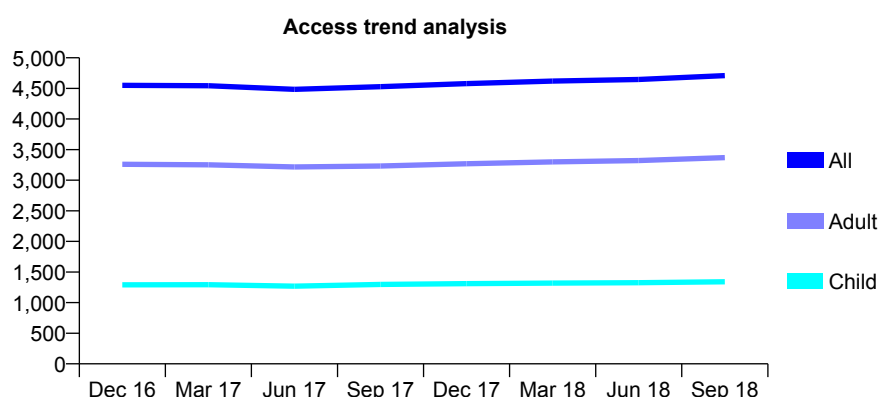
## Q67 - Vital Signs At a Glance Contract Report for 320625/0001 - September 2018

Name or company name	Lenham Dental Surgery
Contract type name	GDS Contract
Purpose of contract	General
Contract start date	01/04/2006
Contract end date	

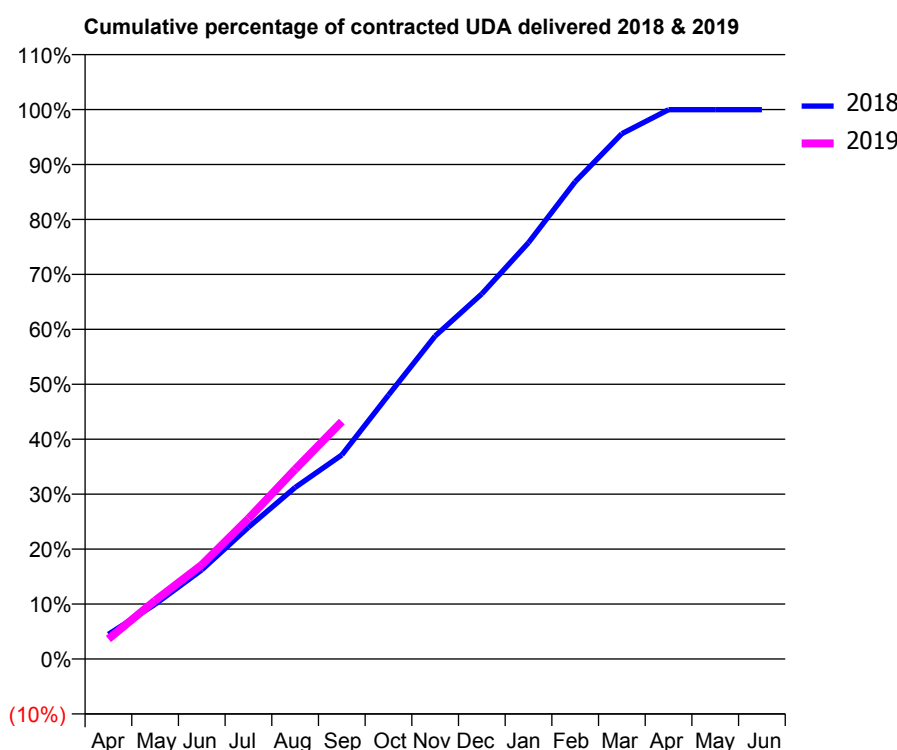
18/19 Contracted general activity (UDA)	16,902
Carry forward general activity (UDA)	5
18/19 Contracted orthodontic activity (UOA)	0
Carry forward orthodontic activity (UOA)	0
Baseline contract value	£417,971.72

### ACCESS\*

Patients seen in 24 months	Total	Change since previous quarter
Quarter ending September 2017	4,529	
Quarter ending December 2017	4,579	→
Quarter ending March 2018	4,620	→
Quarter ending June 2018	4,647	→
Quarter ending September 2018	4,710	→
<b>Variance since September 2017</b>	<b>4.0%</b>	<b>↑</b>



### ACTIVITY



Adjusted Scheduled Activity (UDA)		
Month	2018	2019
April	741	616
May	1,645	1,800
June	2,677	2,896
July	3,957	4,322
August	5,153	5,834
September	6,128	7,303
October	7,926	
November	9,700	
December	10,967	
January	12,503	
February	14,333	
March	15,775	
April	16,497	
May	16,497	
June	16,497	

### QUALITY

	Quantity	Base Number	Contract	AT	Region	England
% of FP17s for the same patient ID Re-attending within 3 months - Children	85	1,178	7.2%	11.0%	11.1%	11.6%
% of FP17s for the same patient ID Re-attending within 3 months - Adults	402	2,783	14.4%	16.1%	15.3%	15.5%
% of FP17s for the same patient ID Re-attending between 3 & 9 months - Children	731	1,178	62.1%	55.6%	61.1%	58.8%
% of FP17s for the same patient ID Re-attending between 3 & 9 months - Adults	1,762	2,783	63.3%	48.8%	52.3%	51.1%
% of FP17s for Band 1 Urgent Courses	498	3,700	13.5%	10.0%	9.5%	9.0%
% of FP17s Relating to Free Repair or Replacements	65	3,700	1.8%	0.6%	0.7%	0.8%
% of FP17s Relating to Continuations	7	3,700	0.2%	0.7%	0.8%	0.9%
% of Patients satisfied with the dentistry they have received	14	15	93.3%	93.6%	93.6%	93.3%
% of Patients satisfied with the time they had to wait for an appointment	15	15	100.0%	88.9%	88.8%	88.9%

\* This is based on patients treated on this contract for their most recent course of treatment. Figures in italics indicate the base number of FP17s or Patient Questionnaire responses are less than 100. N/A is shown where the base number of responses is less than 10 during the period. % is calculated as Quantity/Base number\*100

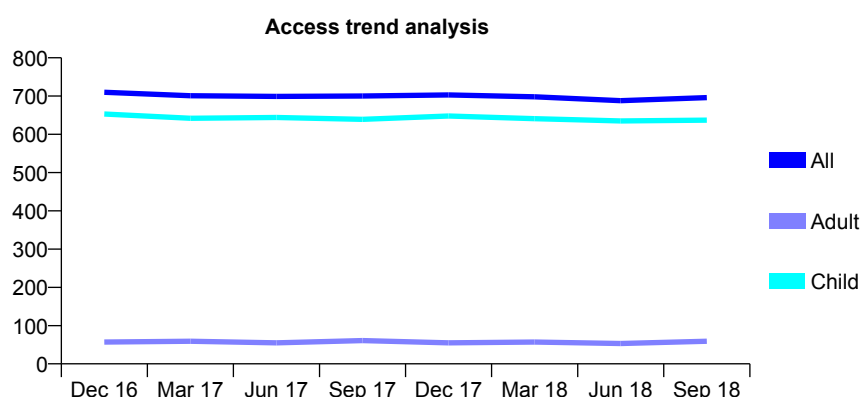
# Q67 - Vital Signs At a Glance Contract Report for 330493/0001 - September 2018

Name or company name	MR CF GUNTER
Contract type name	GDS Contract
Purpose of contract	General
Contract start date	01/04/2006
Contract end date	

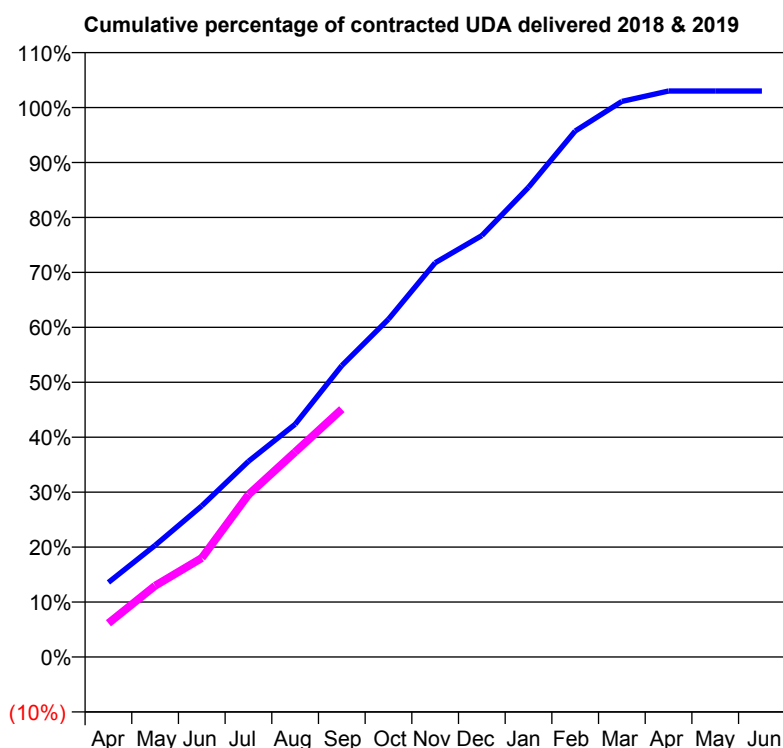
18/19 Contracted general activity (UDA)	1,171
Carry forward general activity (UDA)	0
18/19 Contracted orthodontic activity (UOA)	0
Carry forward orthodontic activity (UOA)	0
Baseline contract value	£28,957.82

## ACCESS\*

Patients seen in 24 months	Total	Change since previous quarter
Quarter ending September 2017	700	
Quarter ending December 2017	703	→
Quarter ending March 2018	698	→
Quarter ending June 2018	688	↓
Quarter ending September 2018	696	→
Variance since September 2017	(0.6%)	→



## ACTIVITY



Adjusted Scheduled Activity (UDA)		
Month	2018	2019
April	159	72
May	238	152
June	322	211
July	417	346
August	496	437
September	621	528
October	720	
November	840	
December	898	
January	1,001	
February	1,121	
March	1,184	
April	1,206	
May	1,206	
June	1,206	

## QUALITY

	Quantity	Base Number	Contract	AT	Region	England
% of FP17s for the same patient ID Re-attending within 3 months - Children	7	467	1.5%	11.0%	11.1%	11.6%
% of FP17s for the same patient ID Re-attending within 3 months - Adults	0	0	N/A	16.1%	15.3%	15.5%
% of FP17s for the same patient ID Re-attending between 3 & 9 months - Children	309	467	66.2%	55.6%	61.1%	58.8%
% of FP17s for the same patient ID Re-attending between 3 & 9 months - Adults	0	0	N/A	48.8%	52.3%	51.1%
% of FP17s for Band 1 Urgent Courses	0	451	0.0%	10.0%	9.5%	9.0%
% of FP17s Relating to Free Repair or Replacements	0	451	0.0%	0.6%	0.7%	0.8%
% of FP17s Relating to Continuations	0	451	0.0%	0.7%	0.8%	0.9%
% of Patients satisfied with the dentistry they have received	0	0	N/A	93.6%	93.6%	93.3%
% of Patients satisfied with the time they had to wait for an appointment	0	0	N/A	88.9%	88.8%	88.9%

\* This is based on patients treated on this contract for their most recent course of treatment. Figures in italics indicate the base number of FP17s or Patient Questionnaire responses are less than 100. N/A is shown where the base number of responses is less than 10 during the period. % is calculated as Quantity/Base number\*100

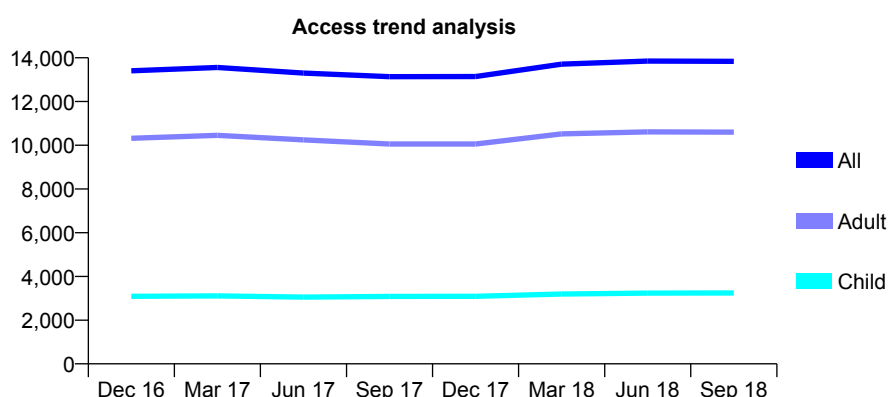
# Q67 - Vital Signs At a Glance Contract Report for 330736/0018 - September 2018

Name or company name	MR N PATEL
Contract type name	GDS Contract
Purpose of contract	General and Orthodontic
Contract start date	01/01/2015
Contract end date	

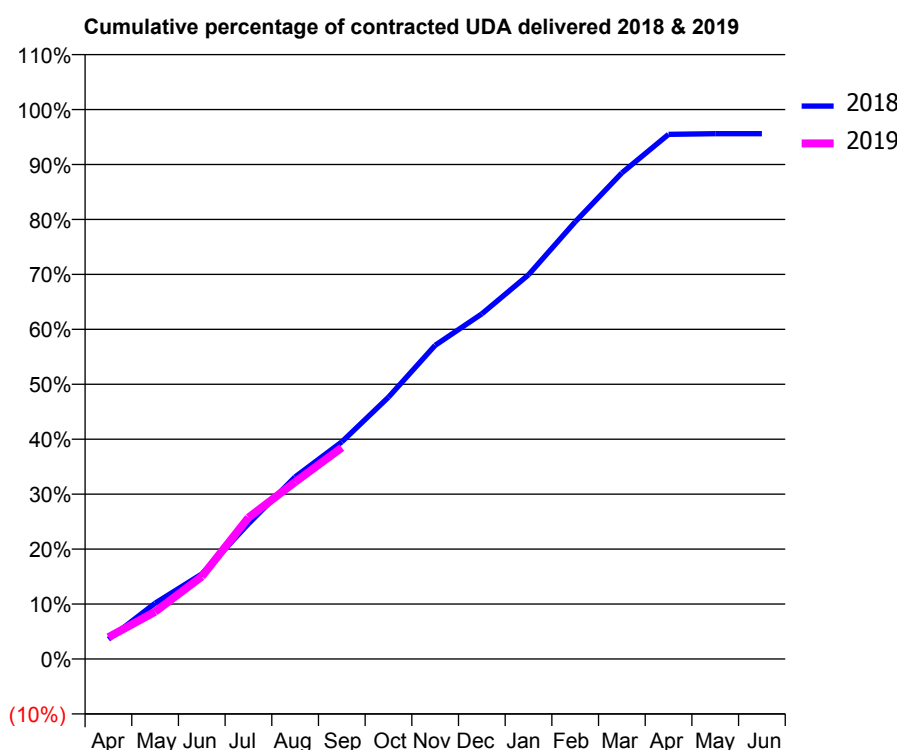
18/19 Contracted general activity (UDA)	38,100
Carry forward general activity (UDA)	350
18/19 Contracted orthodontic activity (UOA)	1,275
Carry forward orthodontic activity (UOA)	39
Baseline contract value	£997,860.21

## ACCESS\*

Patients seen in 24 months	Total	Change since previous quarter
Quarter ending September 2017	13,135	
Quarter ending December 2017	13,143	→
Quarter ending March 2018	13,711	↑
Quarter ending June 2018	13,848	→
Quarter ending September 2018	13,838	→
<b>Variance since September 2017</b>	<b>5.4%</b>	<b>↑</b>



## ACTIVITY



Adjusted Scheduled Activity (UDA)		
Month	2018	2019
April	1,377	1,512
May	3,868	3,279
June	5,896	5,721
July	9,377	9,810
August	12,622	12,272
September	15,052	14,663
October	18,149	
November	21,752	
December	23,935	
January	26,639	
February	30,317	
March	33,709	
April	36,373	
May	36,426	
June	36,425	

## QUALITY

	Quantity	Base Number	Contract	AT	Region	England
% of FP17s for the same patient ID Re-attending within 3 months - Children	144	2,395	6.0%	11.0%	11.1%	11.6%
% of FP17s for the same patient ID Re-attending within 3 months - Adults	900	7,676	11.7%	16.1%	15.3%	15.5%
% of FP17s for the same patient ID Re-attending between 3 & 9 months - Children	1,584	2,395	66.1%	55.6%	61.1%	58.8%
% of FP17s for the same patient ID Re-attending between 3 & 9 months - Adults	4,798	7,676	62.5%	48.8%	52.3%	51.1%
% of FP17s for Band 1 Urgent Courses	786	9,038	8.7%	10.0%	9.5%	9.0%
% of FP17s Relating to Free Repair or Replacements	35	9,038	0.4%	0.6%	0.7%	0.8%
% of FP17s Relating to Continuations	26	9,038	0.3%	0.7%	0.8%	0.9%
% of Patients satisfied with the dentistry they have received	11	16	68.8%	93.6%	93.6%	93.3%
% of Patients satisfied with the time they had to wait for an appointment	14	16	87.5%	88.9%	88.8%	88.9%

\* This is based on patients treated on this contract for their most recent course of treatment. Figures in italics indicate the base number of FP17s or Patient Questionnaire responses are less than 100. N/A is shown where the base number of responses is less than 10 during the period. % is calculated as Quantity/Base number\*100

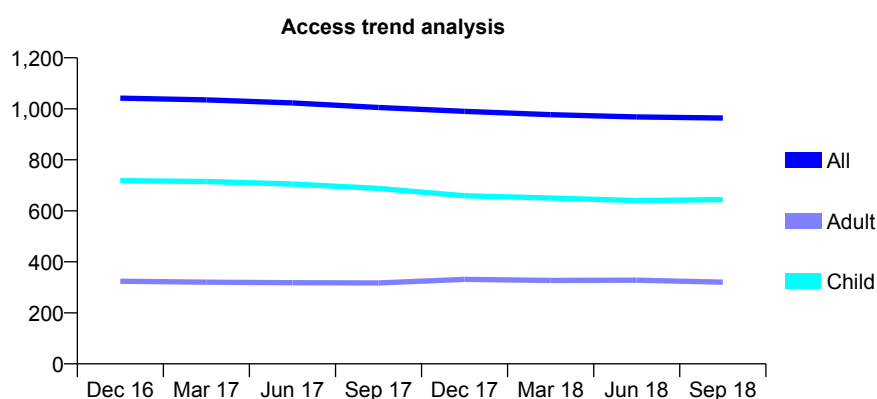
## Q67 - Vital Signs At a Glance Contract Report for 331538/0001 - September 2018

Name or company name	MR SJ PATIENT
Contract type name	GDS Contract
Purpose of contract	General
Contract start date	01/04/2006
Contract end date	

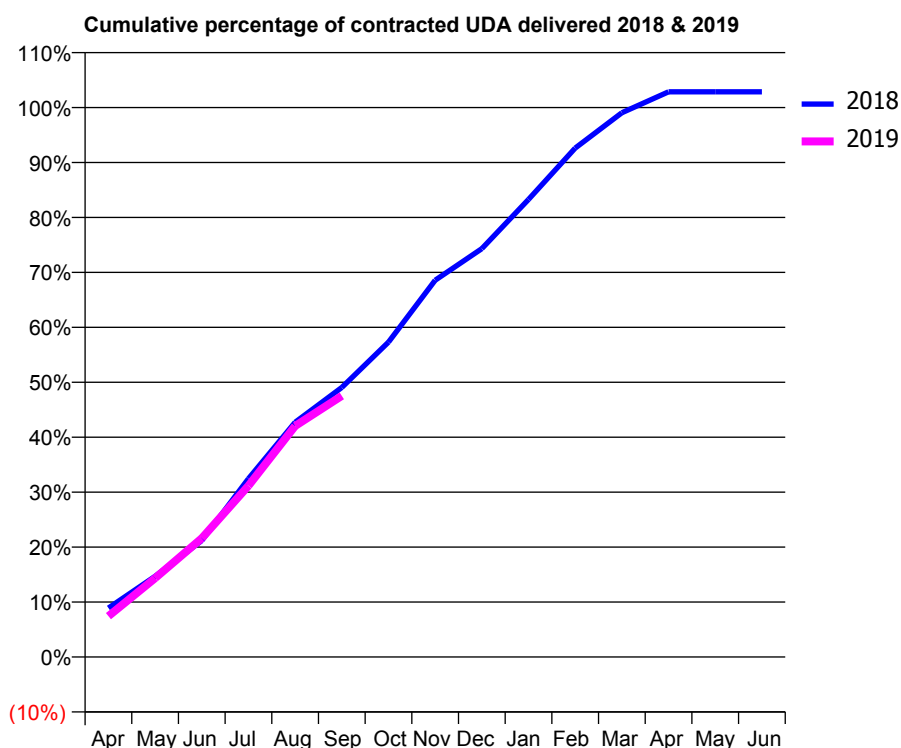
18/19 Contracted general activity (UDA)	1,842
Carry forward general activity (UDA)	0
18/19 Contracted orthodontic activity (UOA)	0
Carry forward orthodontic activity (UOA)	0
Baseline contract value	£46,896.39

### ACCESS\*

Patients seen in 24 months	Total	Change since previous quarter
Quarter ending September 2017	1,005	
Quarter ending December 2017	990	↓
Quarter ending March 2018	977	↓
Quarter ending June 2018	968	→
Quarter ending September 2018	964	→
<b>Variance since September 2017</b>	<b>(4.1%)</b>	<b>↓</b>



### ACTIVITY



Adjusted Scheduled Activity (UDA)		
Month	2018	2019
April	164	137
May	271	265
June	390	398
July	598	574
August	787	774
September	903	875
October	1,056	
November	1,263	
December	1,369	
January	1,534	
February	1,706	
March	1,824	
April	1,894	
May	1,894	
June	1,894	

### QUALITY

	Quantity	Base Number	Contract	AT	Region	England
% of FP17s for the same patient ID Re-attending within 3 months - Children	14	472	3.0%	11.0%	11.1%	11.6%
% of FP17s for the same patient ID Re-attending within 3 months - Adults	6	160	3.8%	16.1%	15.3%	15.5%
% of FP17s for the same patient ID Re-attending between 3 & 9 months - Children	272	472	57.6%	55.6%	61.1%	58.8%
% of FP17s for the same patient ID Re-attending between 3 & 9 months - Adults	69	160	43.1%	48.8%	52.3%	51.1%
% of FP17s for Band 1 Urgent Courses	22	595	3.7%	10.0%	9.5%	9.0%
% of FP17s Relating to Free Repair or Replacements	0	595	0.0%	0.6%	0.7%	0.8%
% of FP17s Relating to Continuations	0	595	0.0%	0.7%	0.8%	0.9%
% of Patients satisfied with the dentistry they have received	2	2	N/A	93.6%	93.6%	93.3%
% of Patients satisfied with the time they had to wait for an appointment	2	2	N/A	88.9%	88.8%	88.9%

\* This is based on patients treated on this contract for their most recent course of treatment. Figures in italics indicate the base number of FP17s or Patient Questionnaire responses are less than 100. N/A is shown where the base number of responses is less than 10 during the period. % is calculated as Quantity/Base number\*100

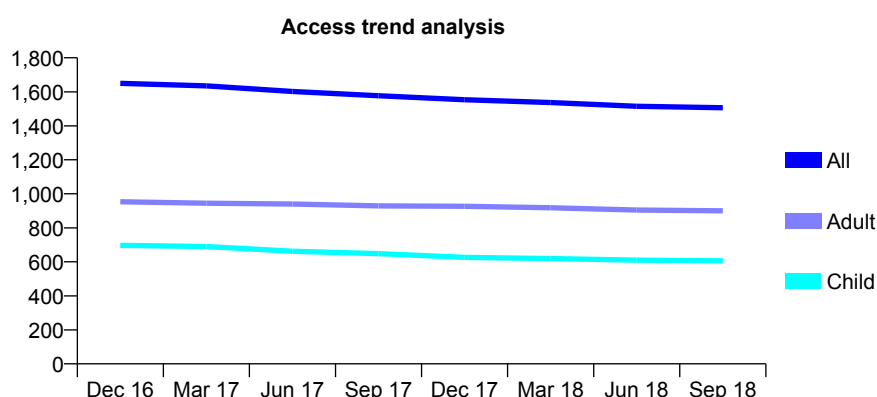
# Q67 - Vital Signs At a Glance Contract Report for 332623/0001 - September 2018

Name or company name	MR RE BANKS
Contract type name	GDS Contract
Purpose of contract	General
Contract start date	01/04/2006
Contract end date	

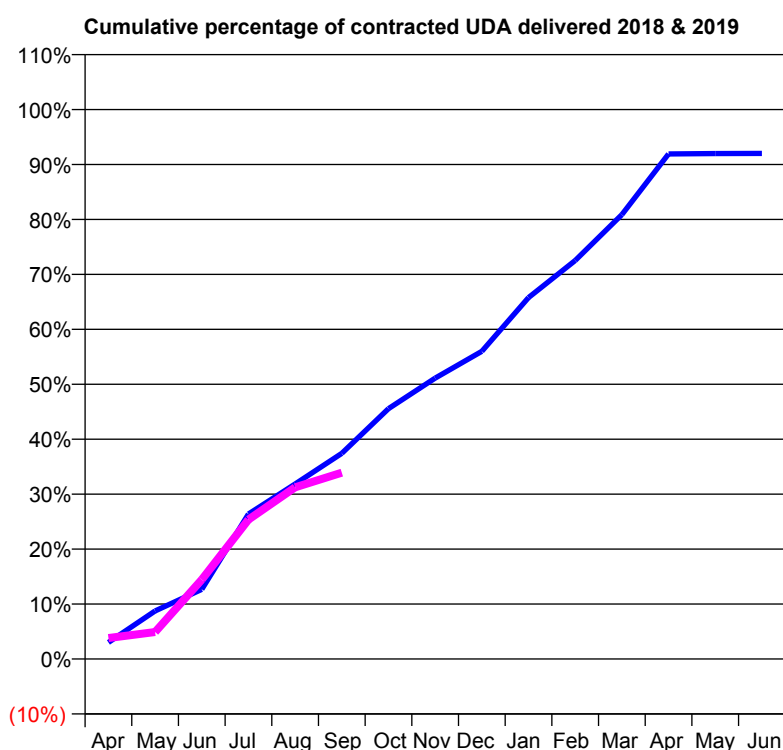
18/19 Contracted general activity (UDA)	4,000
Carry forward general activity (UDA)	0
18/19 Contracted orthodontic activity (UOA)	0
Carry forward orthodontic activity (UOA)	0
Baseline contract value	£98,046.93

## ACCESS\*

Patients seen in 24 months	Total	Change since previous quarter
Quarter ending September 2017	1,577	
Quarter ending December 2017	1,553	↓
Quarter ending March 2018	1,537	↓
Quarter ending June 2018	1,515	↓
Quarter ending September 2018	1,506	→
<b>Variance since September 2017</b>	<b>(4.5%)</b>	<b>↓</b>



## ACTIVITY



Adjusted Scheduled Activity (UDA)		
Month	2018	2019
April	121	153
May	350	197
June	508	578
July	1,056	1,015
August	1,274	1,249
September	1,497	1,356
October	1,822	
November	2,045	
December	2,240	
January	2,631	
February	2,901	
March	3,235	
April	3,676	
May	3,679	
June	3,680	

## QUALITY

	Quantity	Base Number	Contract	AT	Region	England
% of FP17s for the same patient ID Re-attending within 3 months - Children	24	425	5.6%	11.0%	11.1%	11.6%
% of FP17s for the same patient ID Re-attending within 3 months - Adults	79	590	13.4%	16.1%	15.3%	15.5%
% of FP17s for the same patient ID Re-attending between 3 & 9 months - Children	261	425	61.4%	55.6%	61.1%	58.8%
% of FP17s for the same patient ID Re-attending between 3 & 9 months - Adults	331	590	56.1%	48.8%	52.3%	51.1%
% of FP17s for Band 1 Urgent Courses	76	812	9.4%	10.0%	9.5%	9.0%
% of FP17s Relating to Free Repair or Replacements	2	812	0.2%	0.6%	0.7%	0.8%
% of FP17s Relating to Continuations	4	812	0.5%	0.7%	0.8%	0.9%
% of Patients satisfied with the dentistry they have received	0	0	N/A	93.6%	93.6%	93.3%
% of Patients satisfied with the time they had to wait for an appointment	0	0	N/A	88.9%	88.8%	88.9%

\* This is based on patients treated on this contract for their most recent course of treatment. Figures in italics indicate the base number of FP17s or Patient Questionnaire responses are less than 100. N/A is shown where the base number of responses is less than 10 during the period. % is calculated as Quantity/Base number\*100

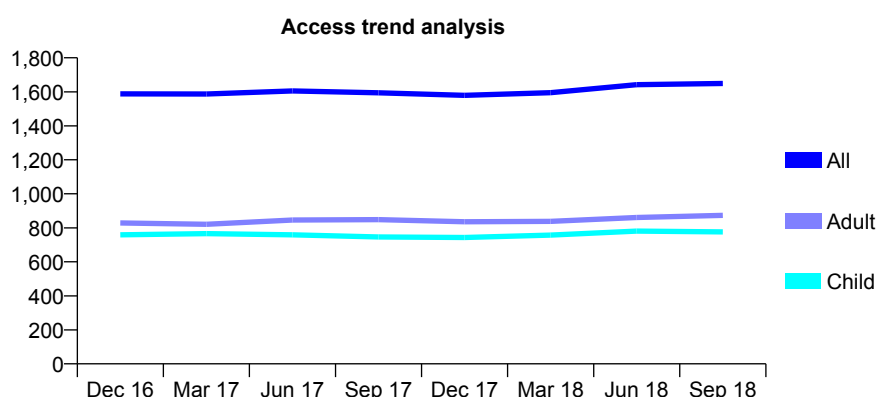
# Q67 - Vital Signs At a Glance Contract Report for 333751/0001 - September 2018

Name or company name	MR J MEAKIN
Contract type name	GDS Contract
Purpose of contract	General
Contract start date	01/04/2006
Contract end date	

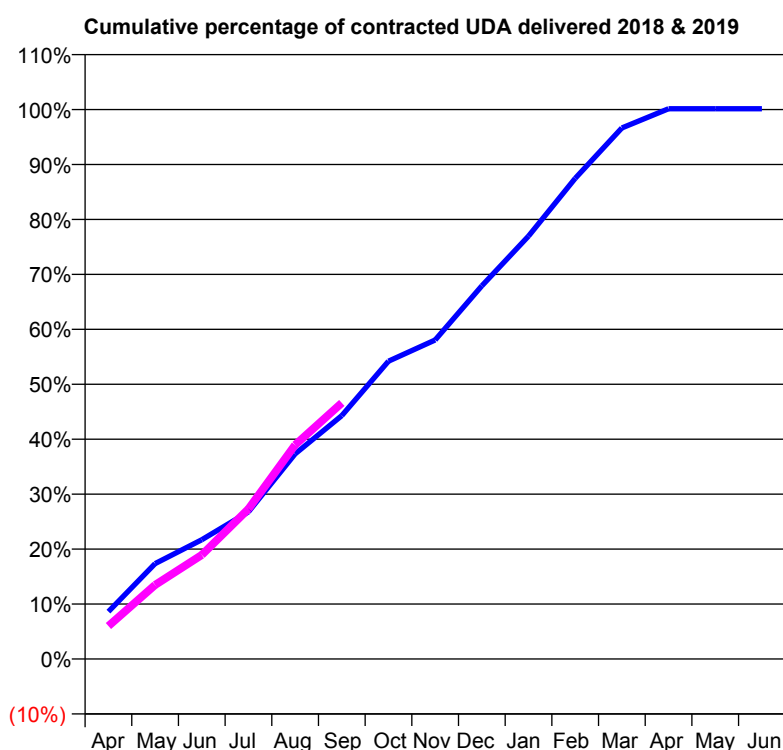
18/19 Contracted general activity (UDA)	2,211
Carry forward general activity (UDA)	0
18/19 Contracted orthodontic activity (UOA)	0
Carry forward orthodontic activity (UOA)	0
Baseline contract value	£49,701.20

## ACCESS\*

Patients seen in 24 months	Total	Change since previous quarter
Quarter ending September 2017	1,594	
Quarter ending December 2017	1,579	→
Quarter ending March 2018	1,595	→
Quarter ending June 2018	1,642	↑
Quarter ending September 2018	1,649	→
<b>Variance since September 2017</b>	<b>3.5%</b>	<b>↑</b>



## ACTIVITY



Adjusted Scheduled Activity (UDA)		
Month	2018	2019
April	191	133
May	384	298
June	480	419
July	592	604
August	825	861
September	979	1,030
October	1,199	
November	1,284	
December	1,502	
January	1,702	
February	1,934	
March	2,137	
April	2,214	
May	2,214	
June	2,214	

## QUALITY

	Quantity	Base Number	Contract	AT	Region	England
% of FP17s for the same patient ID Re-attending within 3 months - Children	55	626	8.8%	11.0%	11.1%	11.6%
% of FP17s for the same patient ID Re-attending within 3 months - Adults	85	572	14.9%	16.1%	15.3%	15.5%
% of FP17s for the same patient ID Re-attending between 3 & 9 months - Children	394	626	62.9%	55.6%	61.1%	58.8%
% of FP17s for the same patient ID Re-attending between 3 & 9 months - Adults	243	572	42.5%	48.8%	52.3%	51.1%
% of FP17s for Band 1 Urgent Courses	1	721	0.1%	10.0%	9.5%	9.0%
% of FP17s Relating to Free Repair or Replacements	0	721	0.0%	0.6%	0.7%	0.8%
% of FP17s Relating to Continuations	1	721	0.1%	0.7%	0.8%	0.9%
% of Patients satisfied with the dentistry they have received	1	2	N/A	93.6%	93.6%	93.3%
% of Patients satisfied with the time they had to wait for an appointment	2	2	N/A	88.9%	88.8%	88.9%

\* This is based on patients treated on this contract for their most recent course of treatment. Figures in italics indicate the base number of FP17s or Patient Questionnaire responses are less than 100. N/A is shown where the base number of responses is less than 10 during the period. % is calculated as Quantity/Base number\*100



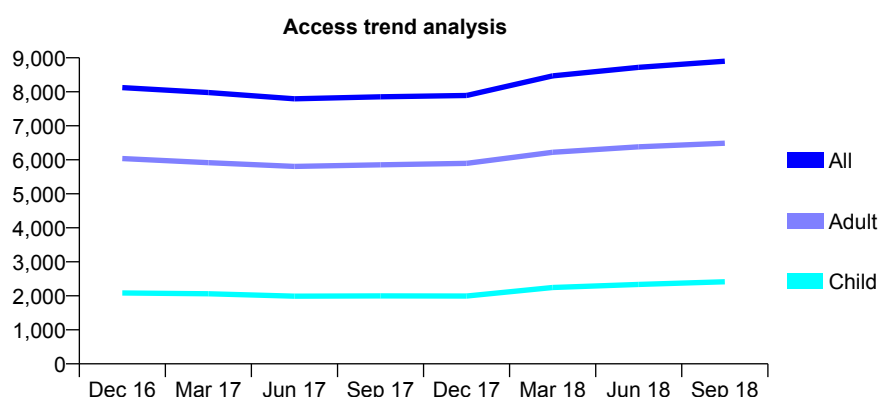
# Q67 - Vital Signs At a Glance Contract Report for 339296/0001 - September 2018

Name or company name	Dr G Biant and Dr Anish Patel
Contract type name	GDS Contract
Purpose of contract	General
Contract start date	01/04/2006
Contract end date	

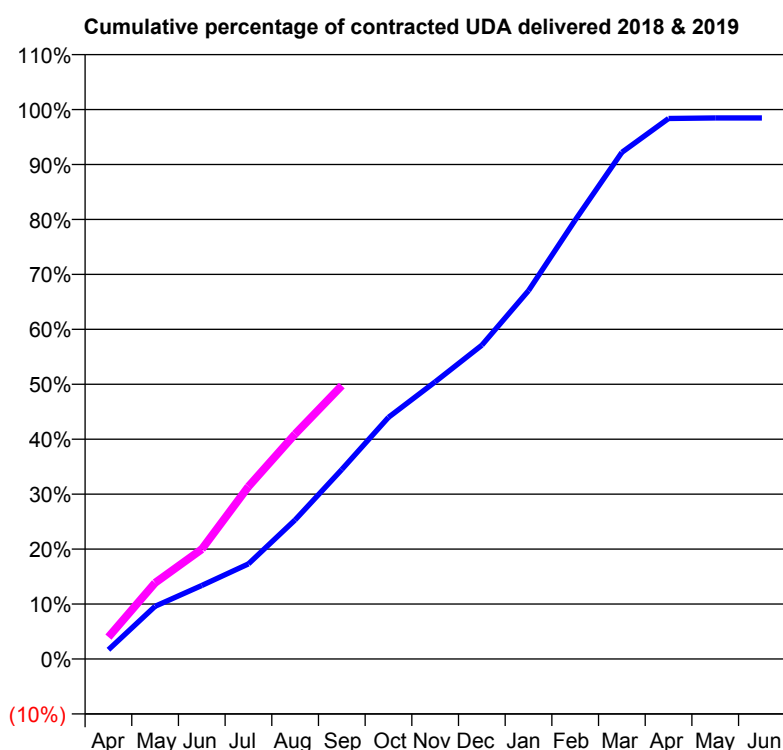
18/19 Contracted general activity (UDA)	24,152
Carry forward general activity (UDA)	369
18/19 Contracted orthodontic activity (UOA)	0
Carry forward orthodontic activity (UOA)	0
Baseline contract value	£567,979.72

## ACCESS\*

Patients seen in 24 months	Total	Change since previous quarter
Quarter ending September 2017	7,852	
Quarter ending December 2017	7,892	→
Quarter ending March 2018	8,467	↑
Quarter ending June 2018	8,718	↑
Quarter ending September 2018	8,900	↑
<b>Variance since September 2017</b>	<b>13.3%</b>	<b>↑</b>



## ACTIVITY



Adjusted Scheduled Activity (UDA)		
Month	2018	2019
April	408	966
May	2,318	3,351
June	3,231	4,828
July	4,181	7,581
August	6,114	9,888
September	8,334	12,021
October	10,620	
November	12,182	
December	13,795	
January	16,194	
February	19,293	
March	22,267	
April	23,758	
May	23,782	
June	23,783	

## QUALITY

	Quantity	Base Number	Contract	AT	Region	England
% of FP17s for the same patient ID Re-attending within 3 months - Children	145	2,001	7.2%	11.0%	11.1%	11.6%
% of FP17s for the same patient ID Re-attending within 3 months - Adults	628	5,095	12.3%	16.1%	15.3%	15.5%
% of FP17s for the same patient ID Re-attending between 3 & 9 months - Children	1,167	2,001	58.3%	55.6%	61.1%	58.8%
% of FP17s for the same patient ID Re-attending between 3 & 9 months - Adults	2,891	5,095	56.7%	48.8%	52.3%	51.1%
% of FP17s for Band 1 Urgent Courses	764	6,385	12.0%	10.0%	9.5%	9.0%
% of FP17s Relating to Free Repair or Replacements	20	6,385	0.3%	0.6%	0.7%	0.8%
% of FP17s Relating to Continuations	24	6,385	0.4%	0.7%	0.8%	0.9%
% of Patients satisfied with the dentistry they have received	22	22	100.0%	93.6%	93.6%	93.3%
% of Patients satisfied with the time they had to wait for an appointment	18	22	81.8%	88.9%	88.8%	88.9%

\* This is based on patients treated on this contract for their most recent course of treatment. Figures in italics indicate the base number of FP17s or Patient Questionnaire responses are less than 100. N/A is shown where the base number of responses is less than 10 during the period. % is calculated as Quantity/Base number\*100

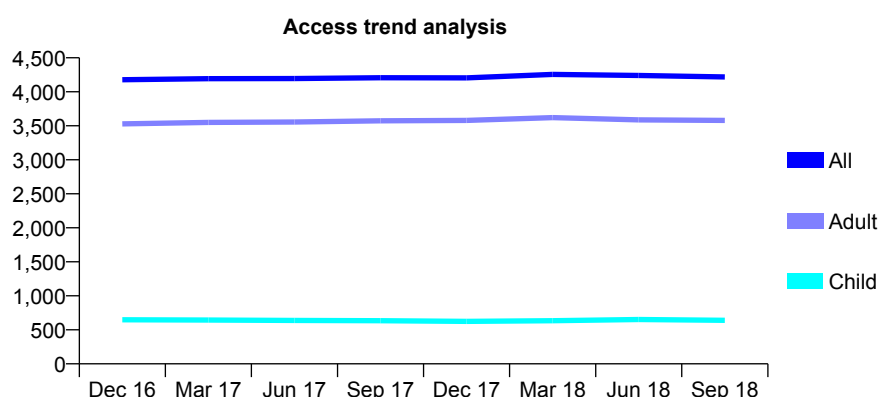
# Q67 - Vital Signs At a Glance Contract Report for 340782/0001 - September 2018

Name or company name	MRS F HAGHI
Contract type name	GDS Contract
Purpose of contract	General
Contract start date	01/04/2006
Contract end date	

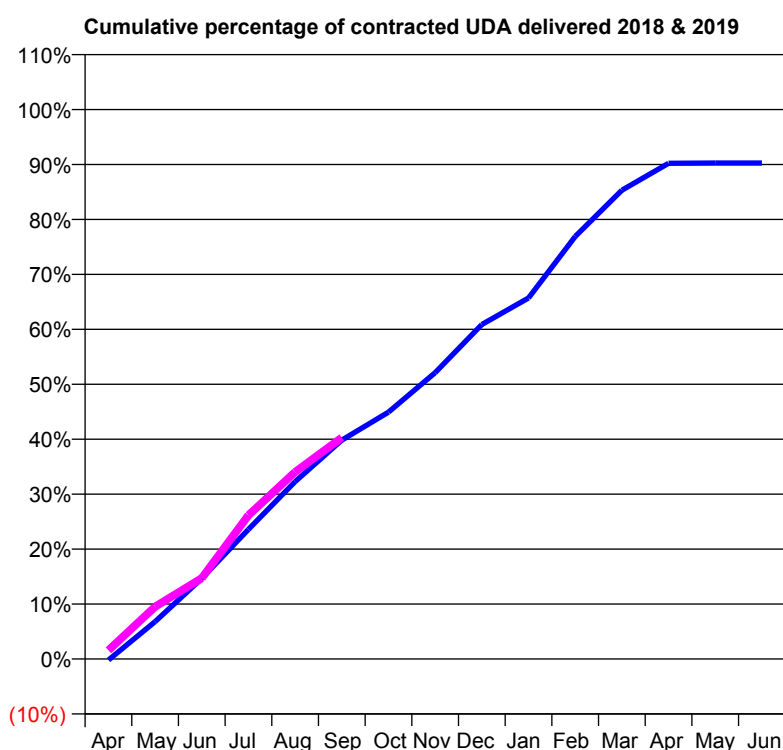
18/19 Contracted general activity (UDA)	13,363
Carry forward general activity (UDA)	0
18/19 Contracted orthodontic activity (UOA)	0
Carry forward orthodontic activity (UOA)	0
Baseline contract value	£300,389.11

## ACCESS\*

Patients seen in 24 months	Total	Change since previous quarter
Quarter ending September 2017	4,207	
Quarter ending December 2017	4,204	→
Quarter ending March 2018	4,256	→
Quarter ending June 2018	4,240	→
Quarter ending September 2018	4,219	→
<b>Variance since September 2017</b>	<b>0.3%</b>	<b>→</b>



## ACTIVITY



Adjusted Scheduled Activity (UDA)		
Month	2018	2019
April	-26	213
May	910	1,271
June	1,961	1,966
July	3,155	3,499
August	4,315	4,547
September	5,322	5,385
October	6,004	
November	6,964	
December	8,135	
January	8,779	
February	10,276	
March	11,399	
April	12,055	
May	12,060	
June	12,060	

## QUALITY

	Quantity	Base Number	Contract	AT	Region	England
% of FP17s for the same patient ID Re-attending within 3 months - Children	29	534	5.4%	11.0%	11.1%	11.6%
% of FP17s for the same patient ID Re-attending within 3 months - Adults	376	3,060	12.3%	16.1%	15.3%	15.5%
% of FP17s for the same patient ID Re-attending between 3 & 9 months - Children	367	534	68.7%	55.6%	61.1%	58.8%
% of FP17s for the same patient ID Re-attending between 3 & 9 months - Adults	2,172	3,060	71.0%	48.8%	52.3%	51.1%
% of FP17s for Band 1 Urgent Courses	148	3,248	4.6%	10.0%	9.5%	9.0%
% of FP17s Relating to Free Repair or Replacements	29	3,248	0.9%	0.6%	0.7%	0.8%
% of FP17s Relating to Continuations	29	3,248	0.9%	0.7%	0.8%	0.9%
% of Patients satisfied with the dentistry they have received	3	3	N/A	93.6%	93.6%	93.3%
% of Patients satisfied with the time they had to wait for an appointment	3	3	N/A	88.9%	88.8%	88.9%

\* This is based on patients treated on this contract for their most recent course of treatment. Figures in italics indicate the base number of FP17s or Patient Questionnaire responses are less than 100. N/A is shown where the base number of responses is less than 10 during the period. % is calculated as Quantity/Base number\*100

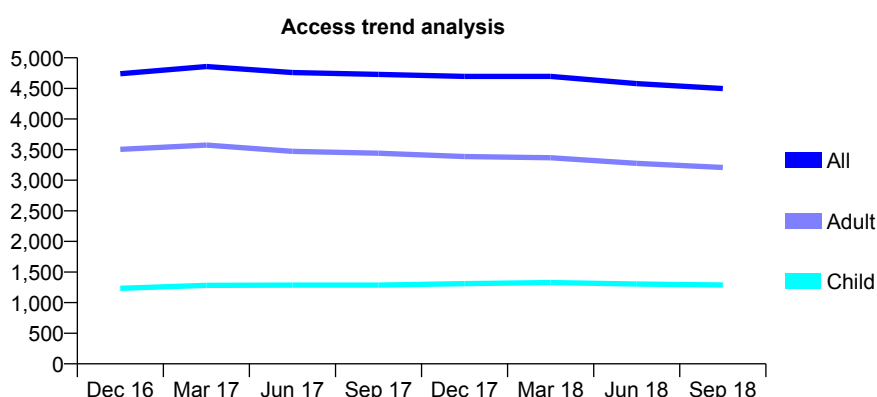
# Q67 - Vital Signs At a Glance Contract Report for 342955/0001 - September 2018

Name or company name	Premier Dental Care
Contract type name	GDS Contract
Purpose of contract	General
Contract start date	01/04/2006
Contract end date	

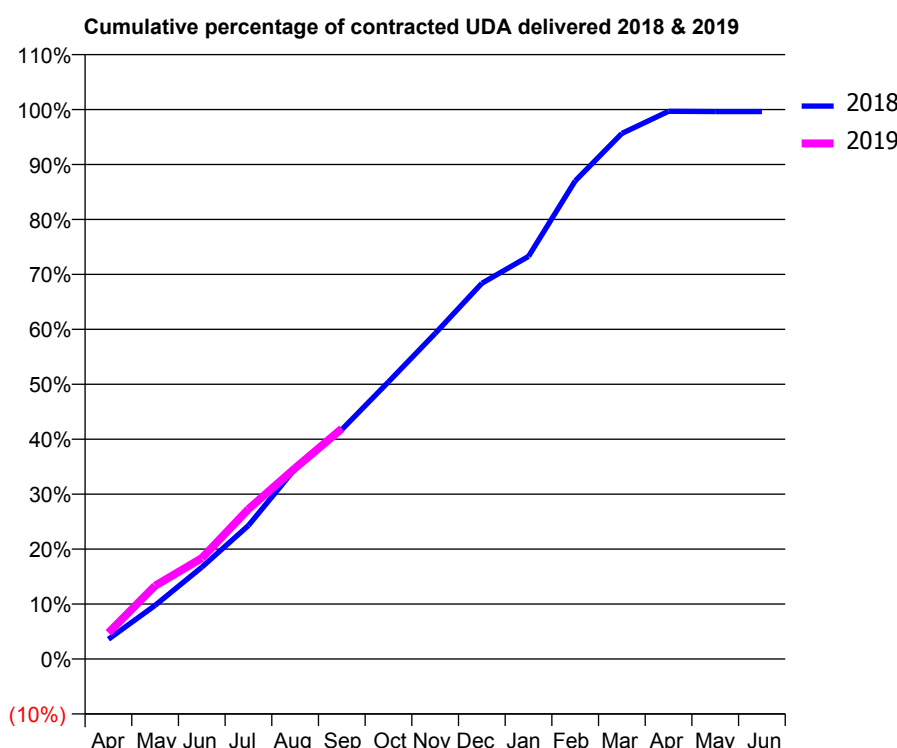
18/19 Contracted general activity (UDA)	15,500
Carry forward general activity (UDA)	57
18/19 Contracted orthodontic activity (UOA)	0
Carry forward orthodontic activity (UOA)	0
Baseline contract value	£387,594.15

## ACCESS\*

Patients seen in 24 months	Total	Change since previous quarter
Quarter ending September 2017	4,729	
Quarter ending December 2017	4,697	→
Quarter ending March 2018	4,696	→
Quarter ending June 2018	4,578	↓
Quarter ending September 2018	4,498	↓
<b>Variance since September 2017</b>	<b>(4.9%)</b>	<b>↓</b>



## ACTIVITY



Adjusted Scheduled Activity (UDA)		
Month	2018	2019
April	558	738
May	1,513	2,066
June	2,589	2,845
July	3,768	4,229
August	5,370	5,384
September	6,470	6,496
October	7,817	
November	9,183	
December	10,598	
January	11,358	
February	13,487	
March	14,826	
April	15,450	
May	15,443	
June	15,442	

## QUALITY

	Quantity	Base Number	Contract	AT	Region	England
% of FP17s for the same patient ID Re-attending within 3 months - Children	159	944	16.8%	11.0%	11.1%	11.6%
% of FP17s for the same patient ID Re-attending within 3 months - Adults	319	2,047	15.6%	16.1%	15.3%	15.5%
% of FP17s for the same patient ID Re-attending between 3 & 9 months - Children	502	944	53.2%	55.6%	61.1%	58.8%
% of FP17s for the same patient ID Re-attending between 3 & 9 months - Adults	1,106	2,047	54.0%	48.8%	52.3%	51.1%
% of FP17s for Band 1 Urgent Courses	235	2,758	8.5%	10.0%	9.5%	9.0%
% of FP17s Relating to Free Repair or Replacements	30	2,758	1.1%	0.6%	0.7%	0.8%
% of FP17s Relating to Continuations	8	2,758	0.3%	0.7%	0.8%	0.9%
% of Patients satisfied with the dentistry they have received	4	5	N/A	93.6%	93.6%	93.3%
% of Patients satisfied with the time they had to wait for an appointment	4	5	N/A	88.9%	88.8%	88.9%

\* This is based on patients treated on this contract for their most recent course of treatment. Figures in italics indicate the base number of FP17s or Patient Questionnaire responses are less than 100. N/A is shown where the base number of responses is less than 10 during the period. % is calculated as Quantity/Base number\*100

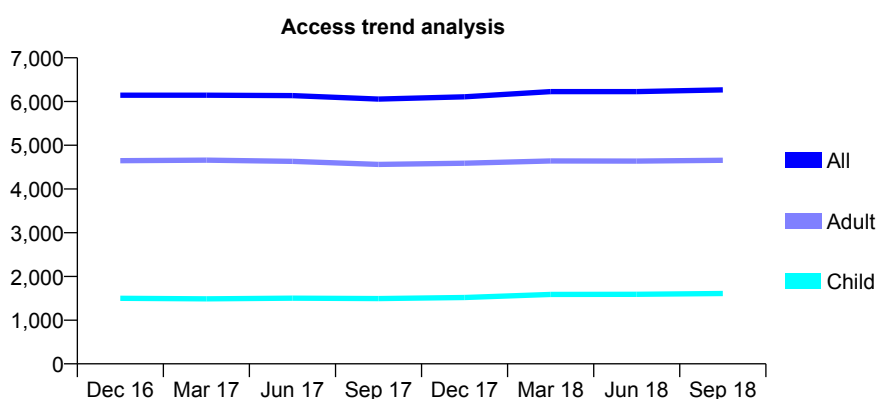
## Q67 - Vital Signs At a Glance Contract Report for 343064/0001 - September 2018

Name or company name	MISS R FATHI SAFFAR
Contract type name	GDS Contract
Purpose of contract	General
Contract start date	01/04/2006
Contract end date	

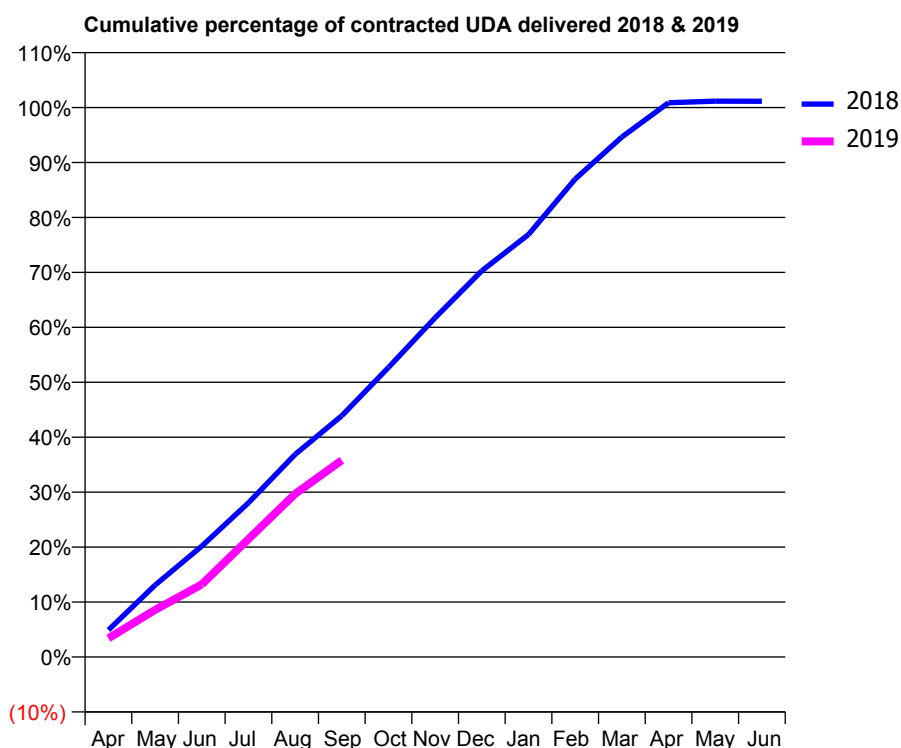
18/19 Contracted general activity (UDA)	16,790
Carry forward general activity (UDA)	0
18/19 Contracted orthodontic activity (UOA)	0
Carry forward orthodontic activity (UOA)	0
Baseline contract value	£415,202.07

### ACCESS\*

Patients seen in 24 months	Total	Change since previous quarter
Quarter ending September 2017	6,055	
Quarter ending December 2017	6,107	→
Quarter ending March 2018	6,228	→
Quarter ending June 2018	6,228	→
Quarter ending September 2018	6,265	→
<b>Variance since September 2017</b>	<b>3.5%</b>	<b>↑</b>



### ACTIVITY



Adjusted Scheduled Activity (UDA)		
Month	2018	2019
April	827	571
May	2,200	1,442
June	3,388	2,220
July	4,714	3,604
August	6,190	4,985
September	7,373	6,012
October	8,849	
November	10,369	
December	11,803	
January	12,909	
February	14,605	
March	15,890	
April	16,937	
May	16,983	
June	16,979	

### QUALITY

	Quantity	Base Number	Contract	AT	Region	England
% of FP17s for the same patient ID Re-attending within 3 months - Children	43	1,104	3.9%	11.0%	11.1%	11.6%
% of FP17s for the same patient ID Re-attending within 3 months - Adults	132	2,907	4.5%	16.1%	15.3%	15.5%
% of FP17s for the same patient ID Re-attending between 3 & 9 months - Children	728	1,104	65.9%	55.6%	61.1%	58.8%
% of FP17s for the same patient ID Re-attending between 3 & 9 months - Adults	1,861	2,907	64.0%	48.8%	52.3%	51.1%
% of FP17s for Band 1 Urgent Courses	127	3,590	3.5%	10.0%	9.5%	9.0%
% of FP17s Relating to Free Repair or Replacements	18	3,590	0.5%	0.6%	0.7%	0.8%
% of FP17s Relating to Continuations	1	3,590	0.0%	0.7%	0.8%	0.9%
% of Patients satisfied with the dentistry they have received	5	5	N/A	93.6%	93.6%	93.3%
% of Patients satisfied with the time they had to wait for an appointment	4	5	N/A	88.9%	88.8%	88.9%

\* This is based on patients treated on this contract for their most recent course of treatment. Figures in italics indicate the base number of FP17s or Patient Questionnaire responses are less than 100. N/A is shown where the base number of responses is less than 10 during the period. % is calculated as Quantity/Base number\*100

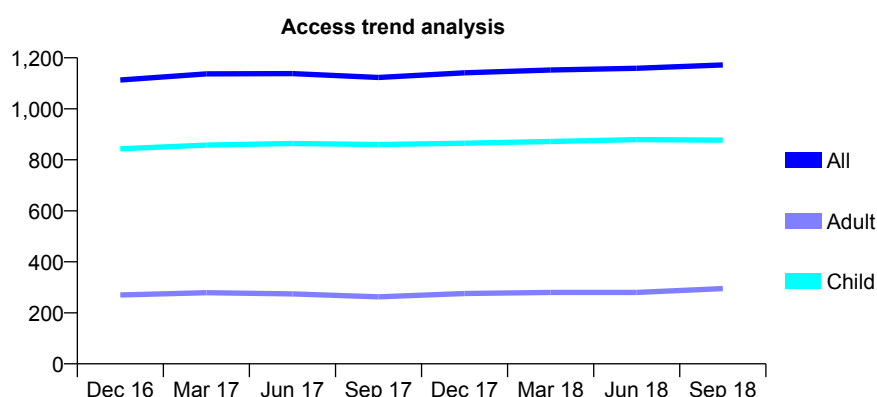
# Q67 - Vital Signs At a Glance Contract Report for 345415/0001 - September 2018

Name or company name	Khalil, Afridi and McSwiney
Contract type name	GDS Contract
Purpose of contract	General
Contract start date	01/12/2009
Contract end date	

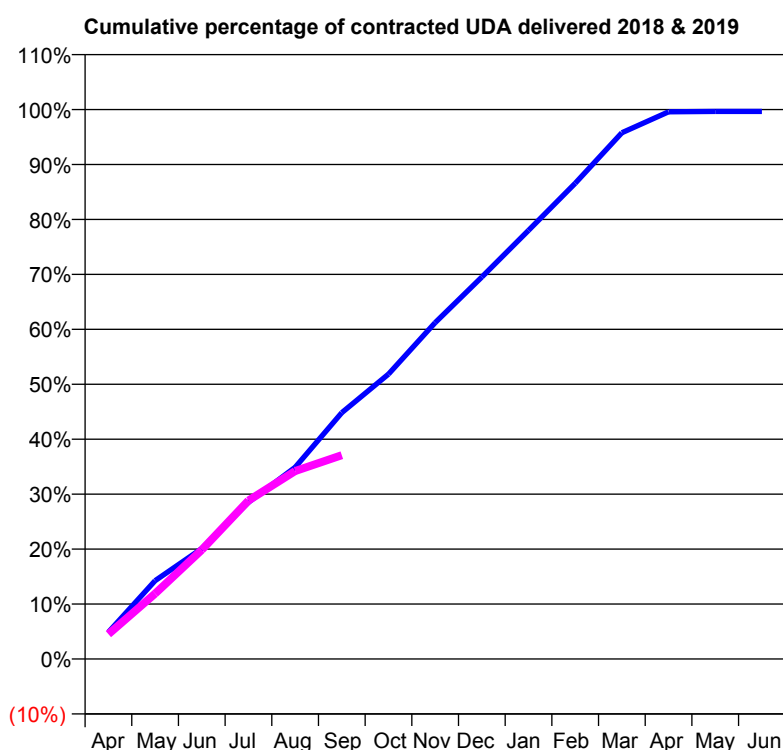
18/19 Contracted general activity (UDA)	2,945
Carry forward general activity (UDA)	10
18/19 Contracted orthodontic activity (UOA)	0
Carry forward orthodontic activity (UOA)	0
Baseline contract value	£82,783.02

## ACCESS\*

Patients seen in 24 months	Total	Change since previous quarter
Quarter ending September 2017	1,123	
Quarter ending December 2017	1,141	→
Quarter ending March 2018	1,152	→
Quarter ending June 2018	1,159	→
Quarter ending September 2018	1,172	→
<b>Variance since September 2017</b>	<b>4.4%</b>	<b>↑</b>



## ACTIVITY



Adjusted Scheduled Activity (UDA)		
Month	2018	2019
April	144	133
May	420	350
June	592	585
July	840	849
August	1,027	1,008
September	1,321	1,093
October	1,527	
November	1,803	
December	2,047	
January	2,297	
February	2,549	
March	2,820	
April	2,932	
May	2,934	
June	2,934	

## QUALITY

	Quantity	Base Number	Contract	AT	Region	England
% of FP17s for the same patient ID Re-attending within 3 months - Children	63	588	10.7%	11.0%	11.1%	11.6%
% of FP17s for the same patient ID Re-attending within 3 months - Adults	35	145	24.1%	16.1%	15.3%	15.5%
% of FP17s for the same patient ID Re-attending between 3 & 9 months - Children	361	588	61.4%	55.6%	61.1%	58.8%
% of FP17s for the same patient ID Re-attending between 3 & 9 months - Adults	66	145	45.5%	48.8%	52.3%	51.1%
% of FP17s for Band 1 Urgent Courses	28	684	4.1%	10.0%	9.5%	9.0%
% of FP17s Relating to Free Repair or Replacements	1	684	0.1%	0.6%	0.7%	0.8%
% of FP17s Relating to Continuations	0	684	0.0%	0.7%	0.8%	0.9%
% of Patients satisfied with the dentistry they have received	1	1	N/A	93.6%	93.6%	93.3%
% of Patients satisfied with the time they had to wait for an appointment	1	1	N/A	88.9%	88.8%	88.9%

\* This is based on patients treated on this contract for their most recent course of treatment. Figures in italics indicate the base number of FP17s or Patient Questionnaire responses are less than 100. N/A is shown where the base number of responses is less than 10 during the period. % is calculated as Quantity/Base number\*100

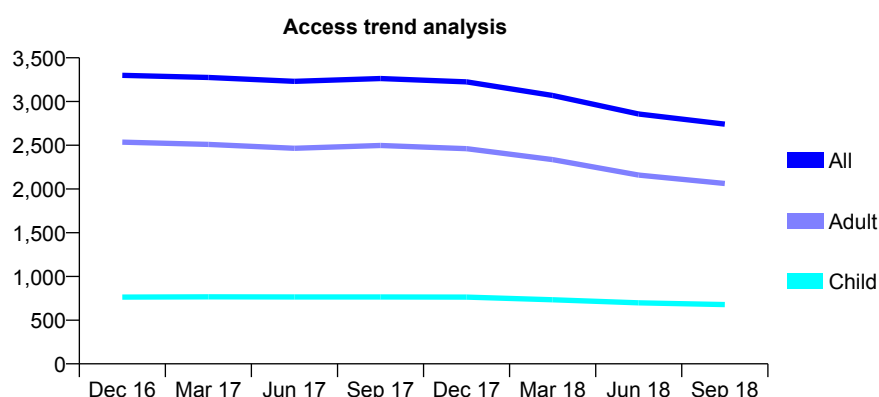
# Q67 - Vital Signs At a Glance Contract Report for 353337/0002 - September 2018

Name or company name	MR DM BOWER
Contract type name	GDS Contract
Purpose of contract	General
Contract start date	01/06/2007
Contract end date	

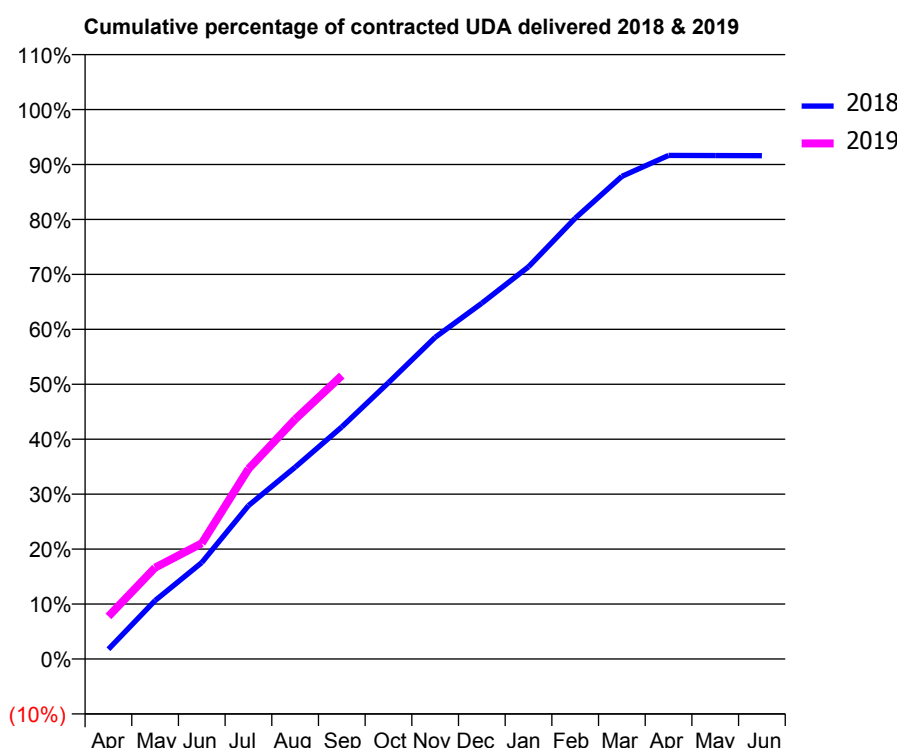
18/19 Contracted general activity (UDA)	4,200
Carry forward general activity (UDA)	0
18/19 Contracted orthodontic activity (UOA)	0
Carry forward orthodontic activity (UOA)	0
Baseline contract value	£107,904.30

## ACCESS\*

Patients seen in 24 months	Total	Change since previous quarter
Quarter ending September 2017	3,263	
Quarter ending December 2017	3,224	↓
Quarter ending March 2018	3,069	↓
Quarter ending June 2018	2,857	↓
Quarter ending September 2018	2,741	↓
<b>Variance since September 2017</b>	<b>(16.0%)</b>	↓



## ACTIVITY



Adjusted Scheduled Activity (UDA)		
Month	2018	2019
April	171	326
May	1,022	698
June	1,684	884
July	2,679	1,453
August	3,352	1,832
September	4,056	2,166
October	4,827	
November	5,619	
December	6,217	
January	6,853	
February	7,700	
March	8,433	
April	8,797	
May	8,795	
June	8,794	

## QUALITY

	Quantity	Base Number	Contract	AT	Region	England
% of FP17s for the same patient ID Re-attending within 3 months - Children	35	554	6.3%	11.0%	11.1%	11.6%
% of FP17s for the same patient ID Re-attending within 3 months - Adults	121	856	14.1%	16.1%	15.3%	15.5%
% of FP17s for the same patient ID Re-attending between 3 & 9 months - Children	373	554	67.3%	55.6%	61.1%	58.8%
% of FP17s for the same patient ID Re-attending between 3 & 9 months - Adults	588	856	68.7%	48.8%	52.3%	51.1%
% of FP17s for Band 1 Urgent Courses	51	1,237	4.1%	10.0%	9.5%	9.0%
% of FP17s Relating to Free Repair or Replacements	9	1,237	0.7%	0.6%	0.7%	0.8%
% of FP17s Relating to Continuations	11	1,237	0.9%	0.7%	0.8%	0.9%
% of Patients satisfied with the dentistry they have received	4	4	N/A	93.6%	93.6%	93.3%
% of Patients satisfied with the time they had to wait for an appointment	4	4	N/A	88.9%	88.8%	88.9%

\* This is based on patients treated on this contract for their most recent course of treatment. Figures in italics indicate the base number of FP17s or Patient Questionnaire responses are less than 100. N/A is shown where the base number of responses is less than 10 during the period. % is calculated as Quantity/Base number\*100

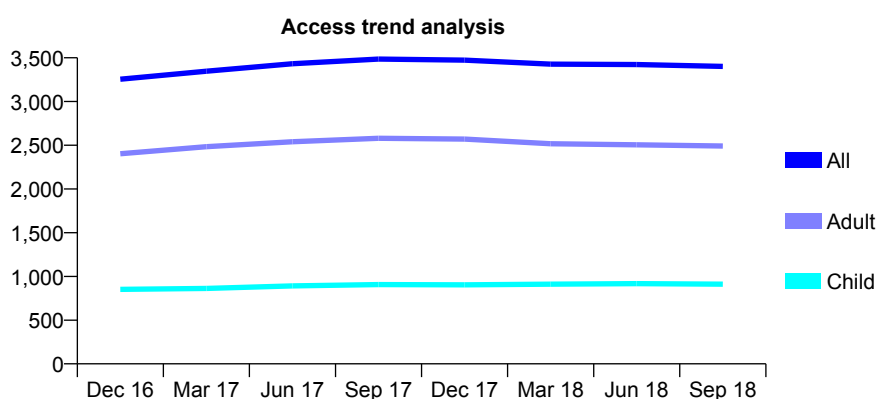
## Q67 - Vital Signs At a Glance Contract Report for 357960/0001 - September 2018

Name or company name	MISS DE HAYES
Contract type name	GDS Contract
Purpose of contract	General
Contract start date	24/06/2015
Contract end date	

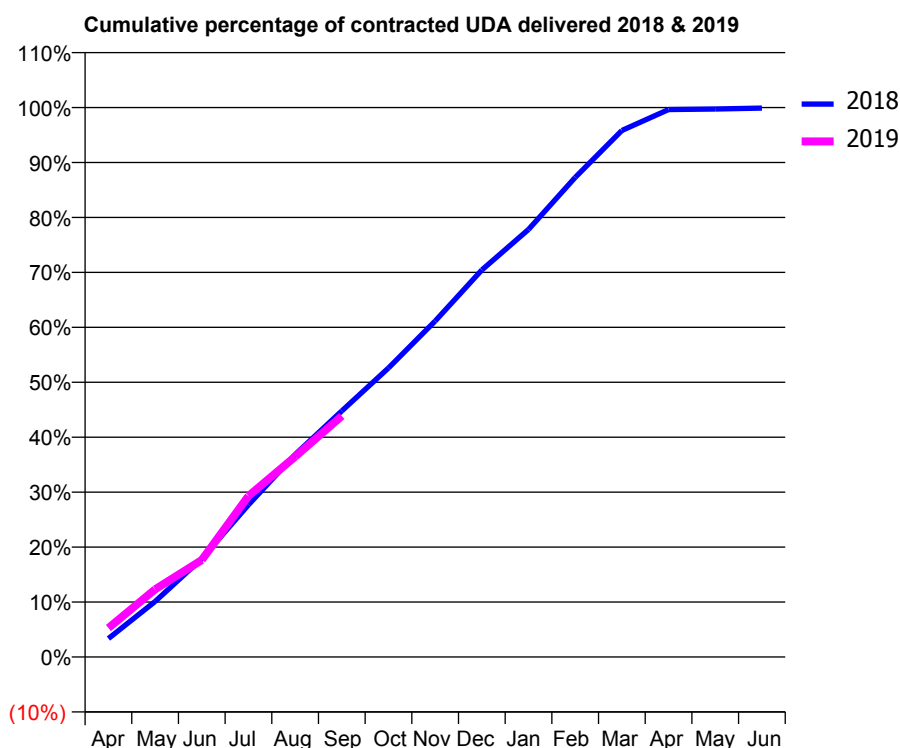
18/19 Contracted general activity (UDA)	10,000
Carry forward general activity (UDA)	10
18/19 Contracted orthodontic activity (UOA)	0
Carry forward orthodontic activity (UOA)	0
Baseline contract value	£247,291.30

### ACCESS\*

Patients seen in 24 months	Total	Change since previous quarter
Quarter ending September 2017	3,486	
Quarter ending December 2017	3,474	→
Quarter ending March 2018	3,428	↓
Quarter ending June 2018	3,423	→
Quarter ending September 2018	3,402	→
<b>Variance since September 2017</b>	<b>(2.4%)</b>	<b>↓</b>



### ACTIVITY



Adjusted Scheduled Activity (UDA)		
Month	2018	2019
April	336	528
May	1,011	1,231
June	1,790	1,764
July	2,770	2,931
August	3,686	3,646
September	4,479	4,385
October	5,259	
November	6,115	
December	7,043	
January	7,782	
February	8,728	
March	9,581	
April	9,963	
May	9,972	
June	9,989	

### QUALITY

	Quantity	Base Number	Contract	AT	Region	England
% of FP17s for the same patient ID Re-attending within 3 months - Children	63	743	8.5%	11.0%	11.1%	11.6%
% of FP17s for the same patient ID Re-attending within 3 months - Adults	347	2,056	16.9%	16.1%	15.3%	15.5%
% of FP17s for the same patient ID Re-attending between 3 & 9 months - Children	445	743	59.9%	55.6%	61.1%	58.8%
% of FP17s for the same patient ID Re-attending between 3 & 9 months - Adults	1,185	2,056	57.6%	48.8%	52.3%	51.1%
% of FP17s for Band 1 Urgent Courses	352	2,604	13.5%	10.0%	9.5%	9.0%
% of FP17s Relating to Free Repair or Replacements	26	2,604	1.0%	0.6%	0.7%	0.8%
% of FP17s Relating to Continuations	22	2,604	0.8%	0.7%	0.8%	0.9%
% of Patients satisfied with the dentistry they have received	5	5	N/A	93.6%	93.6%	93.3%
% of Patients satisfied with the time they had to wait for an appointment	5	5	N/A	88.9%	88.8%	88.9%

\* This is based on patients treated on this contract for their most recent course of treatment. Figures in italics indicate the base number of FP17s or Patient Questionnaire responses are less than 100. N/A is shown where the base number of responses is less than 10 during the period. % is calculated as Quantity/Base number\*100



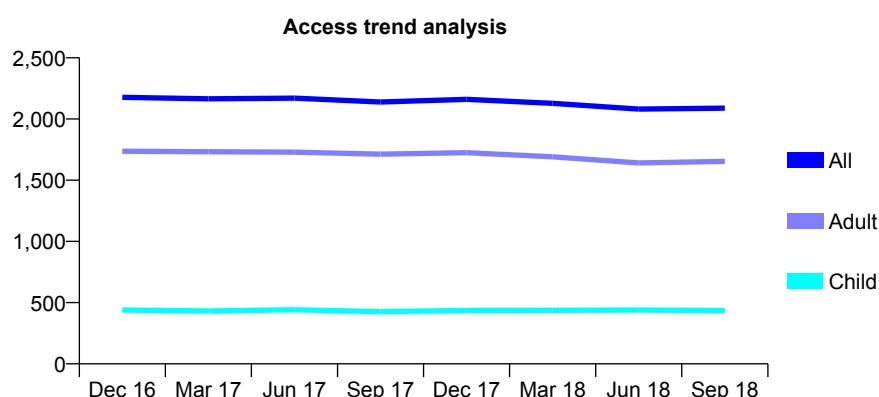
# Q67 - Vital Signs At a Glance Contract Report for 358096/0001 - September 2018

Name or company name	MR AA TIKARE
Contract type name	GDS Contract
Purpose of contract	General
Contract start date	16/12/2006
Contract end date	

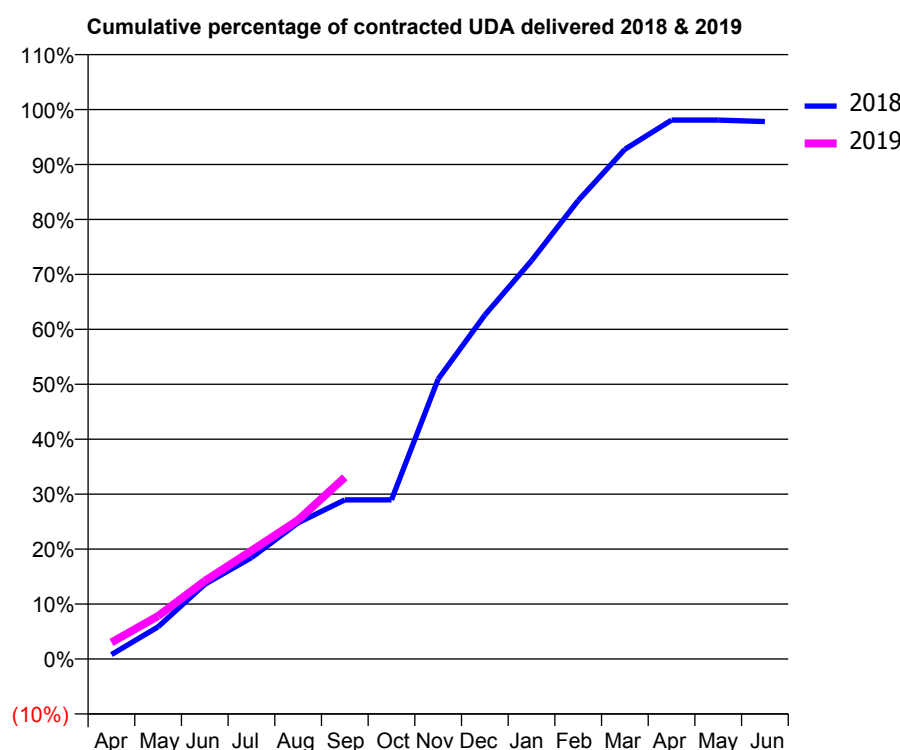
18/19 Contracted general activity (UDA)	4,413
Carry forward general activity (UDA)	0
18/19 Contracted orthodontic activity (UOA)	0
Carry forward orthodontic activity (UOA)	0
Baseline contract value	£115,713.12

## ACCESS\*

Patients seen in 24 months	Total	Change since previous quarter
Quarter ending September 2017	2,139	
Quarter ending December 2017	2,161	→
Quarter ending March 2018	2,128	↓
Quarter ending June 2018	2,081	↓
Quarter ending September 2018	2,089	→
<b>Variance since September 2017</b>	<b>(2.3%)</b>	<b>↓</b>



## ACTIVITY



Adjusted Scheduled Activity (UDA)		
Month	2018	2019
April	36	133
May	258	346
June	600	627
July	815	870
August	1,093	1,116
September	1,278	1,459
October	1,278	
November	2,248	
December	2,762	
January	3,200	
February	3,682	
March	4,094	
April	4,328	
May	4,328	
June	4,316	

## QUALITY

	Quantity	Base Number	Contract	AT	Region	England
% of FP17s for the same patient ID Re-attending within 3 months - Children	31	328	9.5%	11.0%	11.1%	11.6%
% of FP17s for the same patient ID Re-attending within 3 months - Adults	159	894	17.8%	16.1%	15.3%	15.5%
% of FP17s for the same patient ID Re-attending between 3 & 9 months - Children	128	328	39.0%	55.6%	61.1%	58.8%
% of FP17s for the same patient ID Re-attending between 3 & 9 months - Adults	327	894	36.6%	48.8%	52.3%	51.1%
% of FP17s for Band 1 Urgent Courses	61	743	8.2%	10.0%	9.5%	9.0%
% of FP17s Relating to Free Repair or Replacements	7	743	0.9%	0.6%	0.7%	0.8%
% of FP17s Relating to Continuations	18	743	2.4%	0.7%	0.8%	0.9%
% of Patients satisfied with the dentistry they have received	4	4	N/A	93.6%	93.6%	93.3%
% of Patients satisfied with the time they had to wait for an appointment	3	4	N/A	88.9%	88.8%	88.9%

\* This is based on patients treated on this contract for their most recent course of treatment. Figures in italics indicate the base number of FP17s or Patient Questionnaire responses are less than 100. N/A is shown where the base number of responses is less than 10 during the period. % is calculated as Quantity/Base number\*100

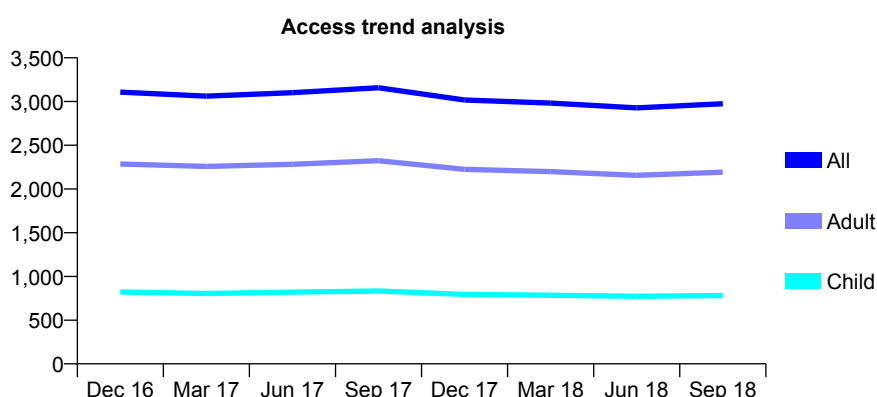
# Q67 - Vital Signs At a Glance Contract Report for 358800/0001 - September 2018

Name or company name	Shornccliffe Road Partnership
Contract type name	GDS Contract
Purpose of contract	General
Contract start date	01/04/2006
Contract end date	

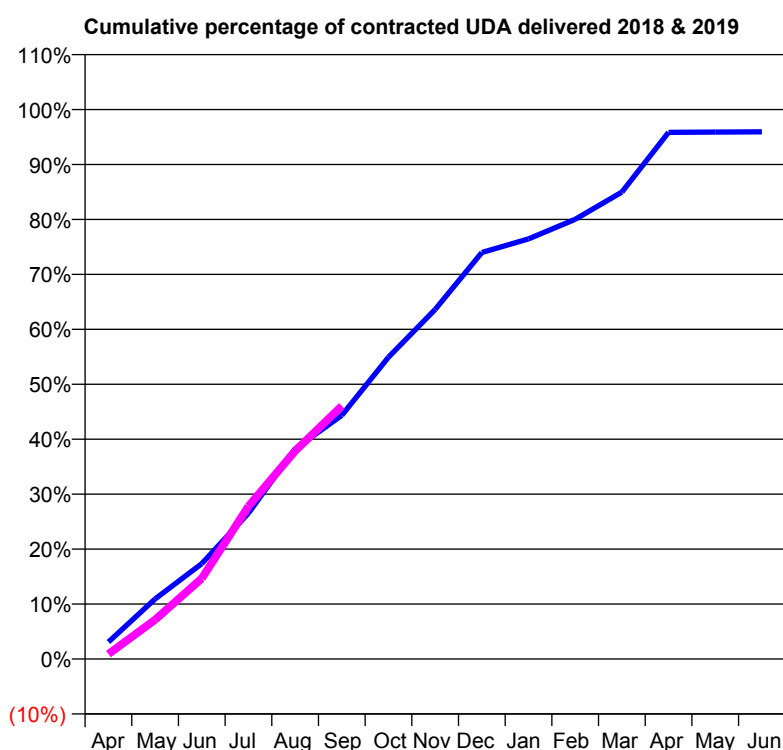
18/19 Contracted general activity (UDA)	6,969
Carry forward general activity (UDA)	0
18/19 Contracted orthodontic activity (UOA)	0
Carry forward orthodontic activity (UOA)	0
Baseline contract value	£158,593.26

## ACCESS\*

Patients seen in 24 months	Total	Change since previous quarter
Quarter ending September 2017	3,158	
Quarter ending December 2017	3,018	↓
Quarter ending March 2018	2,983	↓
Quarter ending June 2018	2,928	↓
Quarter ending September 2018	2,974	→
<b>Variance since September 2017</b>	<b>(5.8%)</b>	<b>↓</b>



## ACTIVITY



Adjusted Scheduled Activity (UDA)		
Month	2018	2019
April	215	63
May	762	499
June	1,210	1,022
July	1,849	1,937
August	2,666	2,638
September	3,091	3,209
October	3,827	
November	4,433	
December	5,155	
January	5,329	
February	5,577	
March	5,922	
April	6,679	
May	6,683	
June	6,686	

## QUALITY

	Quantity	Base Number	Contract	AT	Region	England
% of FP17s for the same patient ID Re-attending within 3 months - Children	37	836	4.4%	11.0%	11.1%	11.6%
% of FP17s for the same patient ID Re-attending within 3 months - Adults	249	2,176	11.4%	16.1%	15.3%	15.5%
% of FP17s for the same patient ID Re-attending between 3 & 9 months - Children	624	836	74.6%	55.6%	61.1%	58.8%
% of FP17s for the same patient ID Re-attending between 3 & 9 months - Adults	1,320	2,176	60.7%	48.8%	52.3%	51.1%
% of FP17s for Band 1 Urgent Courses	112	2,086	5.4%	10.0%	9.5%	9.0%
% of FP17s Relating to Free Repair or Replacements	23	2,086	1.1%	0.6%	0.7%	0.8%
% of FP17s Relating to Continuations	4	2,086	0.2%	0.7%	0.8%	0.9%
% of Patients satisfied with the dentistry they have received	2	2	N/A	93.6%	93.6%	93.3%
% of Patients satisfied with the time they had to wait for an appointment	2	2	N/A	88.9%	88.8%	88.9%

\* This is based on patients treated on this contract for their most recent course of treatment. Figures in italics indicate the base number of FP17s or Patient Questionnaire responses are less than 100. N/A is shown where the base number of responses is less than 10 during the period. % is calculated as Quantity/Base number\*100

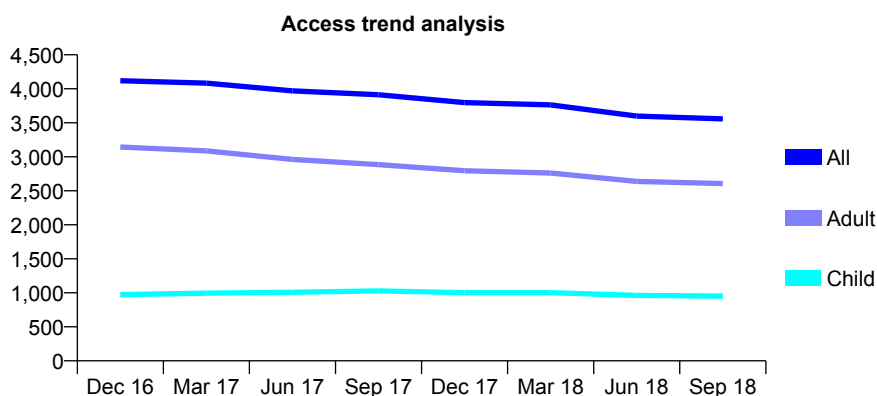
## Q67 - Vital Signs At a Glance Contract Report for 360058/0004 - September 2018

Name or company name	MR VH PATEL
Contract type name	GDS Contract
Purpose of contract	General
Contract start date	15/12/2011
Contract end date	

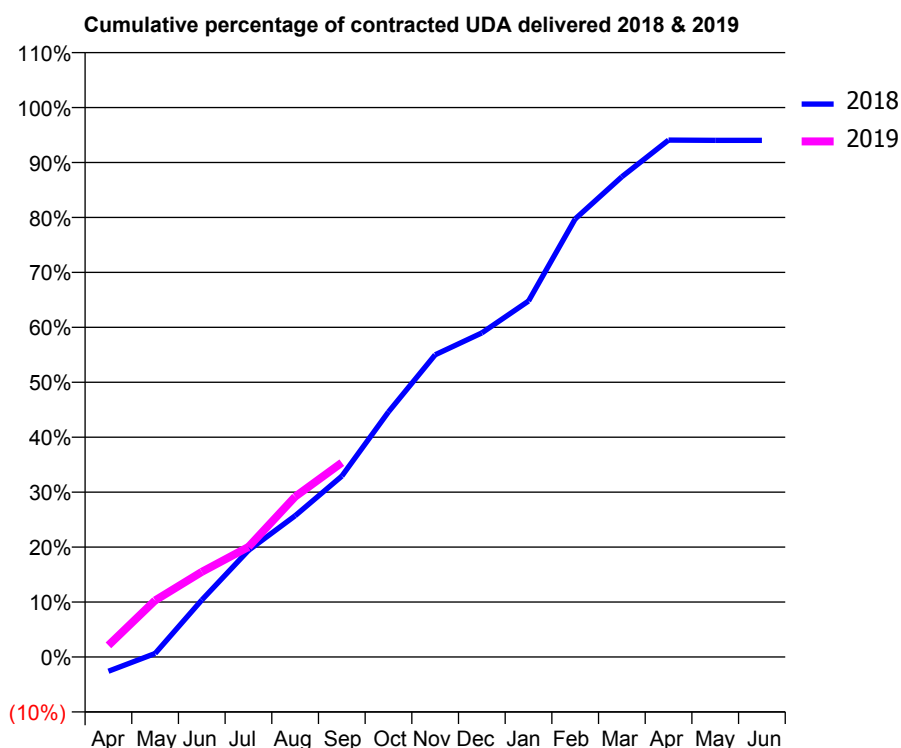
18/19 Contracted general activity (UDA)	7,236
Carry forward general activity (UDA)	0
18/19 Contracted orthodontic activity (UOA)	0
Carry forward orthodontic activity (UOA)	0
Baseline contract value	£180,906.36

### ACCESS\*

Patients seen in 24 months	Total	Change since previous quarter
Quarter ending September 2017	3,913	
Quarter ending December 2017	3,798	↓
Quarter ending March 2018	3,764	→
Quarter ending June 2018	3,599	↓
Quarter ending September 2018	3,558	↓
<b>Variance since September 2017</b>	<b>(9.1%)</b>	<b>↓</b>



### ACTIVITY



Adjusted Scheduled Activity (UDA)		
Month	2018	2019
April	-189	153
May	47	746
June	751	1,121
July	1,404	1,449
August	1,860	2,112
September	2,381	2,560
October	3,228	
November	3,980	
December	4,268	
January	4,688	
February	5,770	
March	6,324	
April	6,807	
May	6,804	
June	6,804	

### QUALITY

	Quantity	Base Number	Contract	AT	Region	England
% of FP17s for the same patient ID Re-attending within 3 months - Children	32	659	4.9%	11.0%	11.1%	11.6%
% of FP17s for the same patient ID Re-attending within 3 months - Adults	149	1,588	9.4%	16.1%	15.3%	15.5%
% of FP17s for the same patient ID Re-attending between 3 & 9 months - Children	370	659	56.1%	55.6%	61.1%	58.8%
% of FP17s for the same patient ID Re-attending between 3 & 9 months - Adults	617	1,588	38.9%	48.8%	52.3%	51.1%
% of FP17s for Band 1 Urgent Courses	78	1,330	5.9%	10.0%	9.5%	9.0%
% of FP17s Relating to Free Repair or Replacements	6	1,330	0.5%	0.6%	0.7%	0.8%
% of FP17s Relating to Continuations	0	1,330	0.0%	0.7%	0.8%	0.9%
% of Patients satisfied with the dentistry they have received	5	5	N/A	93.6%	93.6%	93.3%
% of Patients satisfied with the time they had to wait for an appointment	3	5	N/A	88.9%	88.8%	88.9%

\* This is based on patients treated on this contract for their most recent course of treatment. Figures in italics indicate the base number of FP17s or Patient Questionnaire responses are less than 100. N/A is shown where the base number of responses is less than 10 during the period. % is calculated as Quantity/Base number\*100

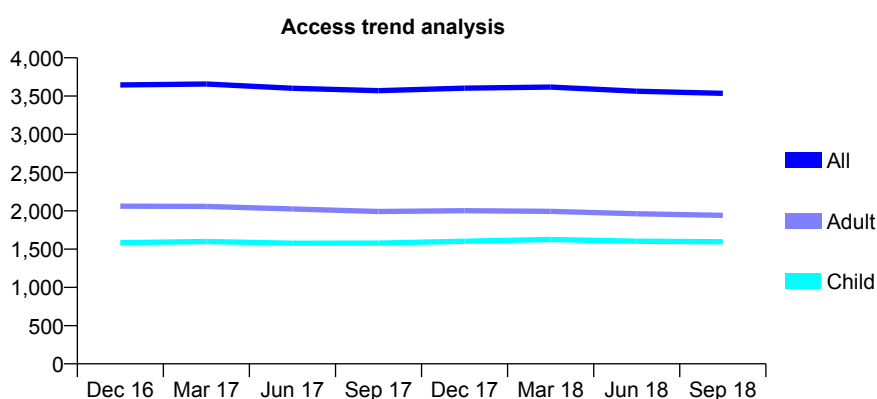
## Q67 - Vital Signs At a Glance Contract Report for 565091/0003 - September 2018

Name or company name	Cheriton Dental Practice
Contract type name	GDS Contract
Purpose of contract	General
Contract start date	01/04/2006
Contract end date	

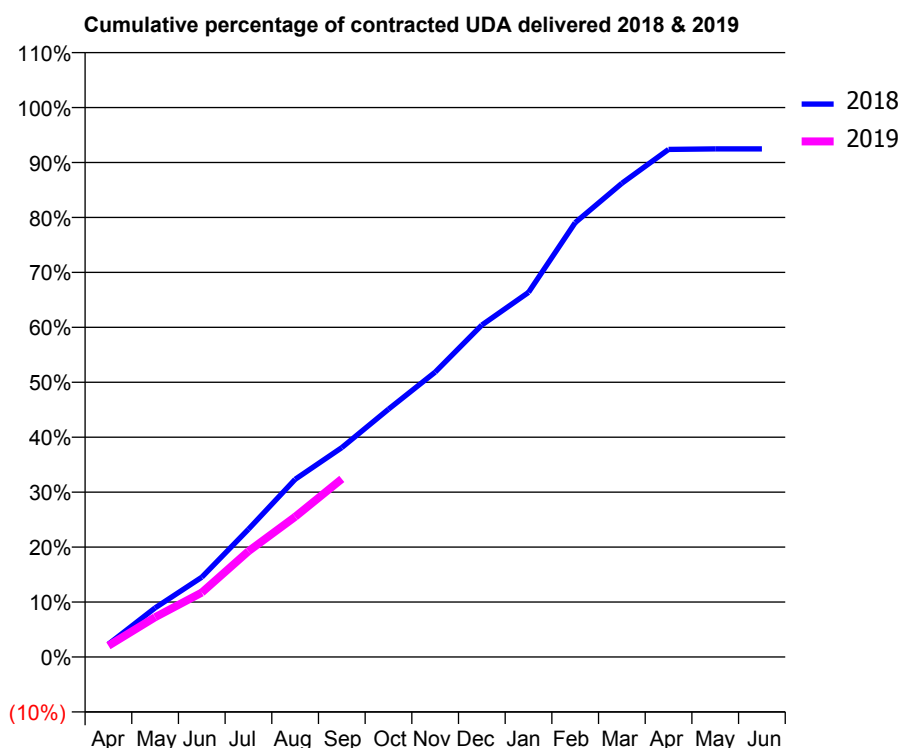
18/19 Contracted general activity (UDA)	10,200
Carry forward general activity (UDA)	0
18/19 Contracted orthodontic activity (UOA)	0
Carry forward orthodontic activity (UOA)	0
Baseline contract value	£253,485.13

### ACCESS\*

Patients seen in 24 months	Total	Change since previous quarter
Quarter ending September 2017	3,570	
Quarter ending December 2017	3,603	→
Quarter ending March 2018	3,618	→
Quarter ending June 2018	3,564	↓
Quarter ending September 2018	3,536	→
<b>Variance since September 2017</b>	<b>(1.0%)</b>	<b>→</b>



### ACTIVITY



Adjusted Scheduled Activity (UDA)		
Month	2018	2019
April	240	210
May	911	740
June	1,482	1,197
July	2,373	1,965
August	3,297	2,602
September	3,887	3,305
October	4,601	
November	5,289	
December	6,162	
January	6,769	
February	8,064	
March	8,792	
April	9,421	
May	9,431	
June	9,432	

### QUALITY

	Quantity	Base Number	Contract	AT	Region	England
% of FP17s for the same patient ID Re-attending within 3 months - Children	47	888	5.3%	11.0%	11.1%	11.6%
% of FP17s for the same patient ID Re-attending within 3 months - Adults	136	1,013	13.4%	16.1%	15.3%	15.5%
% of FP17s for the same patient ID Re-attending between 3 & 9 months - Children	453	888	51.0%	55.6%	61.1%	58.8%
% of FP17s for the same patient ID Re-attending between 3 & 9 months - Adults	517	1,013	51.0%	48.8%	52.3%	51.1%
% of FP17s for Band 1 Urgent Courses	116	1,661	7.0%	10.0%	9.5%	9.0%
% of FP17s Relating to Free Repair or Replacements	8	1,661	0.5%	0.6%	0.7%	0.8%
% of FP17s Relating to Continuations	2	1,661	0.1%	0.7%	0.8%	0.9%
% of Patients satisfied with the dentistry they have received	2	2	N/A	93.6%	93.6%	93.3%
% of Patients satisfied with the time they had to wait for an appointment	2	2	N/A	88.9%	88.8%	88.9%

\* This is based on patients treated on this contract for their most recent course of treatment. Figures in italics indicate the base number of FP17s or Patient Questionnaire responses are less than 100. N/A is shown where the base number of responses is less than 10 during the period. % is calculated as Quantity/Base number\*100

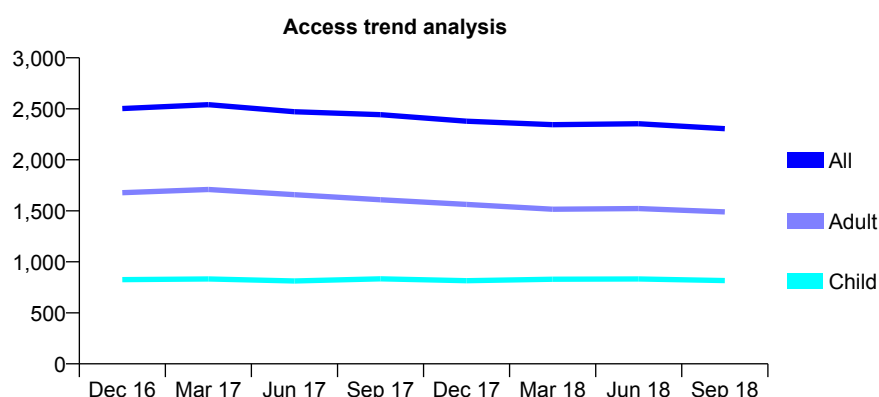
# Q67 - Vital Signs At a Glance Contract Report for 570850/0001 - September 2018

Name or company name	Church Green Partnership
Contract type name	GDS Contract
Purpose of contract	General
Contract start date	01/04/2006
Contract end date	

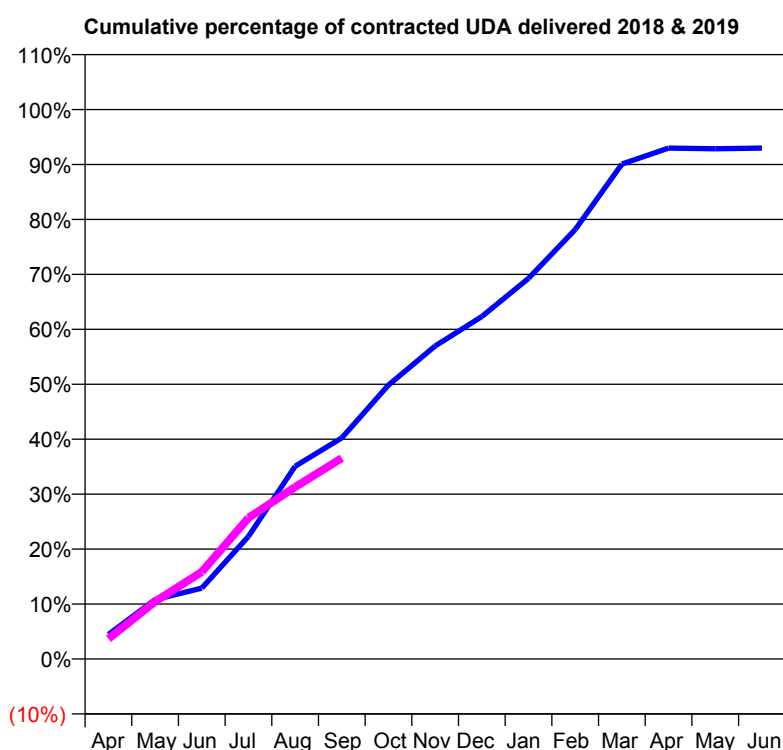
18/19 Contracted general activity (UDA)	9,091
Carry forward general activity (UDA)	0
18/19 Contracted orthodontic activity (UOA)	0
Carry forward orthodontic activity (UOA)	0
Baseline contract value	£224,812.51

## ACCESS\*

Patients seen in 24 months	Total	Change since previous quarter
Quarter ending September 2017	2,442	
Quarter ending December 2017	2,378	↓
Quarter ending March 2018	2,345	↓
Quarter ending June 2018	2,354	→
Quarter ending September 2018	2,305	↓
<b>Variance since September 2017</b>	<b>(5.6%)</b>	<b>↓</b>



## ACTIVITY



Adjusted Scheduled Activity (UDA)		
Month	2018	2019
April	407	334
May	982	950
June	1,172	1,442
July	2,030	2,336
August	3,189	2,844
September	3,659	3,323
October	4,533	
November	5,178	
December	5,667	
January	6,298	
February	7,105	
March	8,189	
April	8,453	
May	8,441	
June	8,452	

## QUALITY

	Quantity	Base Number	Contract	AT	Region	England
% of FP17s for the same patient ID Re-attending within 3 months - Children	65	584	11.1%	11.0%	11.1%	11.6%
% of FP17s for the same patient ID Re-attending within 3 months - Adults	196	973	20.1%	16.1%	15.3%	15.5%
% of FP17s for the same patient ID Re-attending between 3 & 9 months - Children	352	584	60.3%	55.6%	61.1%	58.8%
% of FP17s for the same patient ID Re-attending between 3 & 9 months - Adults	481	973	49.4%	48.8%	52.3%	51.1%
% of FP17s for Band 1 Urgent Courses	153	1,451	10.5%	10.0%	9.5%	9.0%
% of FP17s Relating to Free Repair or Replacements	3	1,451	0.2%	0.6%	0.7%	0.8%
% of FP17s Relating to Continuations	1	1,451	0.1%	0.7%	0.8%	0.9%
% of Patients satisfied with the dentistry they have received	0	0	N/A	93.6%	93.6%	93.3%
% of Patients satisfied with the time they had to wait for an appointment	0	0	N/A	88.9%	88.8%	88.9%

\* This is based on patients treated on this contract for their most recent course of treatment. Figures in italics indicate the base number of FP17s or Patient Questionnaire responses are less than 100. N/A is shown where the base number of responses is less than 10 during the period. % is calculated as Quantity/Base number\*100

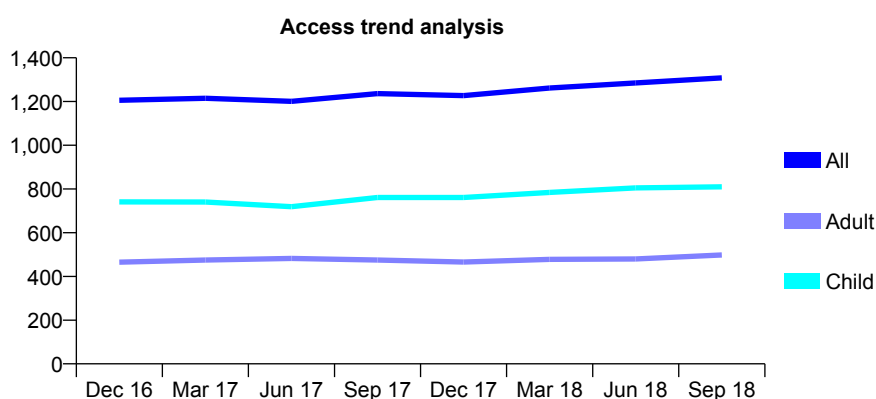
## Q67 - Vital Signs At a Glance Contract Report for 571628/0001 - September 2018

Name or company name	MR DC SLANEY
Contract type name	GDS Contract
Purpose of contract	General
Contract start date	01/04/2006
Contract end date	

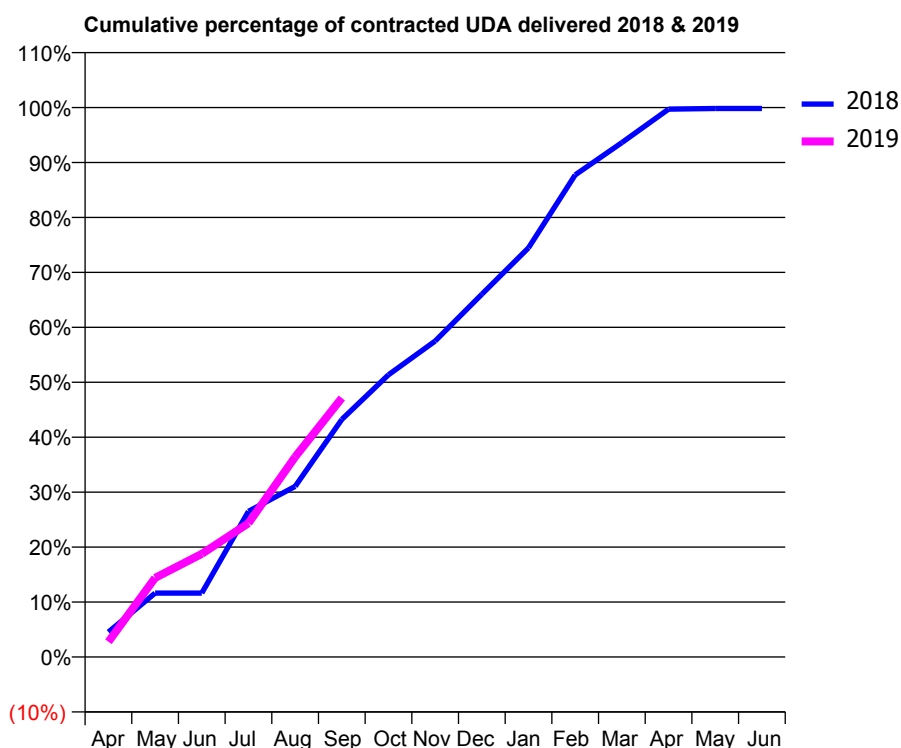
18/19 Contracted general activity (UDA)	3,013
Carry forward general activity (UDA)	5
18/19 Contracted orthodontic activity (UOA)	0
Carry forward orthodontic activity (UOA)	0
Baseline contract value	£74,508.87

### ACCESS\*

Patients seen in 24 months	Total	Change since previous quarter
Quarter ending September 2017	1,236	
Quarter ending December 2017	1,227	→
Quarter ending March 2018	1,262	↑
Quarter ending June 2018	1,285	→
Quarter ending September 2018	1,308	→
<b>Variance since September 2017</b>	<b>5.8%</b>	<b>↑</b>



### ACTIVITY



Adjusted Scheduled Activity (UDA)		
Month	2018	2019
April	137	84
May	350	434
June	350	565
July	799	734
August	935	1,097
September	1,302	1,420
October	1,547	
November	1,732	
December	1,989	
January	2,244	
February	2,643	
March	2,820	
April	3,004	
May	3,008	
June	3,008	

### QUALITY

	Quantity	Base Number	Contract	AT	Region	England
% of FP17s for the same patient ID Re-attending within 3 months - Children	58	644	9.0%	11.0%	11.1%	11.6%
% of FP17s for the same patient ID Re-attending within 3 months - Adults	30	240	12.5%	16.1%	15.3%	15.5%
% of FP17s for the same patient ID Re-attending between 3 & 9 months - Children	335	644	52.0%	55.6%	61.1%	58.8%
% of FP17s for the same patient ID Re-attending between 3 & 9 months - Adults	108	240	45.0%	48.8%	52.3%	51.1%
% of FP17s for Band 1 Urgent Courses	31	785	3.9%	10.0%	9.5%	9.0%
% of FP17s Relating to Free Repair or Replacements	6	785	0.8%	0.6%	0.7%	0.8%
% of FP17s Relating to Continuations	0	785	0.0%	0.7%	0.8%	0.9%
% of Patients satisfied with the dentistry they have received	0	0	N/A	93.6%	93.6%	93.3%
% of Patients satisfied with the time they had to wait for an appointment	0	0	N/A	88.9%	88.8%	88.9%

\* This is based on patients treated on this contract for their most recent course of treatment. Figures in italics indicate the base number of FP17s or Patient Questionnaire responses are less than 100. N/A is shown where the base number of responses is less than 10 during the period. % is calculated as Quantity/Base number\*100

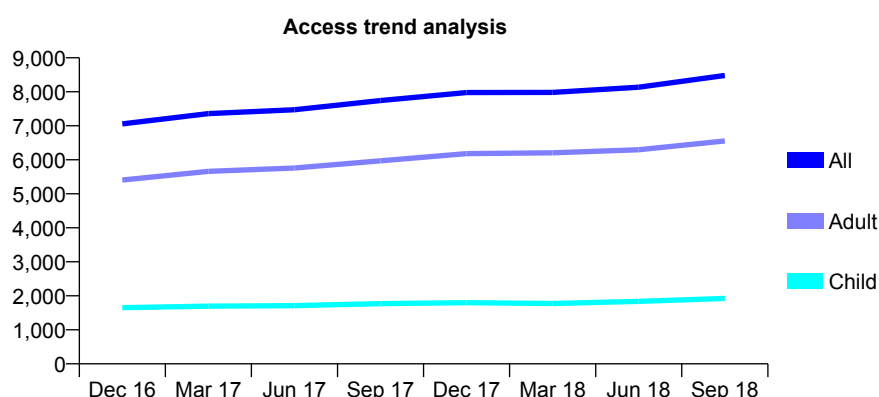
# Q67 - Vital Signs At a Glance Contract Report for 572373/0001 - September 2018

Name or company name	Park Road Dental Practice
Contract type name	GDS Contract
Purpose of contract	General
Contract start date	01/04/2006
Contract end date	

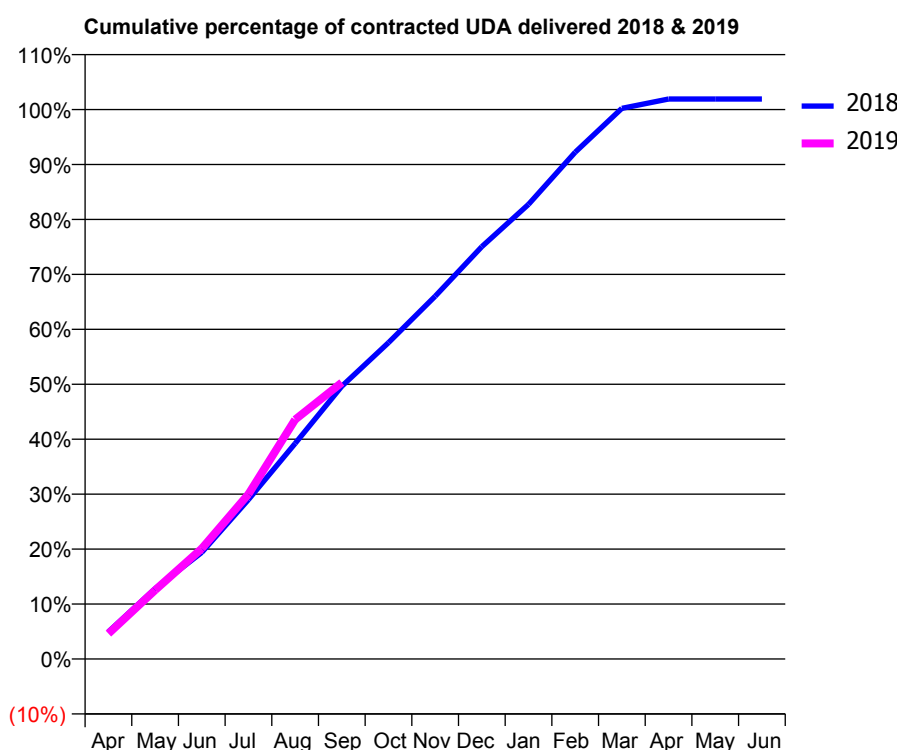
18/19 Contracted general activity (UDA)	26,671
Carry forward general activity (UDA)	0
18/19 Contracted orthodontic activity (UOA)	0
Carry forward orthodontic activity (UOA)	0
Baseline contract value	£639,327.20

## ACCESS\*

Patients seen in 24 months	Total	Change since previous quarter
Quarter ending September 2017	7,742	
Quarter ending December 2017	7,979	↑
Quarter ending March 2018	7,982	→
Quarter ending June 2018	8,134	→
Quarter ending September 2018	8,480	↑
<b>Variance since September 2017</b>	<b>9.5%</b>	<b>↑</b>



## ACTIVITY



Adjusted Scheduled Activity (UDA)		
Month	2018	2019
April	1,225	1,232
May	3,157	3,345
June	4,787	5,360
July	7,158	8,001
August	9,680	11,622
September	12,247	13,420
October	14,205	
November	16,286	
December	18,512	
January	20,412	
February	22,755	
March	24,721	
April	25,141	
May	25,140	
June	25,142	

## QUALITY

	Quantity	Base Number	Contract	AT	Region	England
% of FP17s for the same patient ID Re-attending within 3 months - Children	92	1,545	6.0%	11.0%	11.1%	11.6%
% of FP17s for the same patient ID Re-attending within 3 months - Adults	385	4,239	9.1%	16.1%	15.3%	15.5%
% of FP17s for the same patient ID Re-attending between 3 & 9 months - Children	897	1,545	58.1%	55.6%	61.1%	58.8%
% of FP17s for the same patient ID Re-attending between 3 & 9 months - Adults	2,496	4,239	58.9%	48.8%	52.3%	51.1%
% of FP17s for Band 1 Urgent Courses	285	5,529	5.2%	10.0%	9.5%	9.0%
% of FP17s Relating to Free Repair or Replacements	27	5,529	0.5%	0.6%	0.7%	0.8%
% of FP17s Relating to Continuations	8	5,529	0.1%	0.7%	0.8%	0.9%
% of Patients satisfied with the dentistry they have received	9	9	N/A	93.6%	93.6%	93.3%
% of Patients satisfied with the time they had to wait for an appointment	8	9	N/A	88.9%	88.8%	88.9%

\* This is based on patients treated on this contract for their most recent course of treatment. Figures in italics indicate the base number of FP17s or Patient Questionnaire responses are less than 100. N/A is shown where the base number of responses is less than 10 during the period. % is calculated as Quantity/Base number\*100



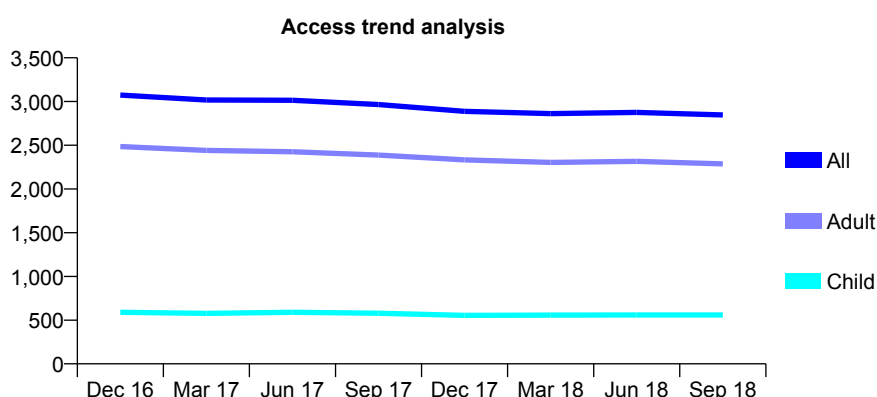
# Q67 - Vital Signs At a Glance Contract Report for 573787/0001 - September 2018

Name or company name	MISS DM DALY
Contract type name	GDS Contract
Purpose of contract	General
Contract start date	01/04/2006
Contract end date	

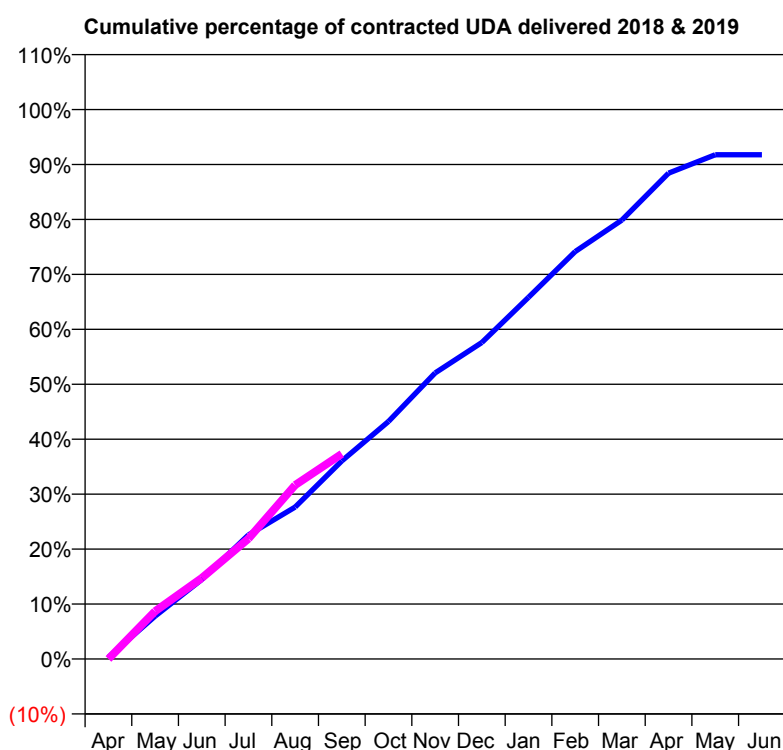
18/19 Contracted general activity (UDA)	7,808
Carry forward general activity (UDA)	0
18/19 Contracted orthodontic activity (UOA)	0
Carry forward orthodontic activity (UOA)	0
Baseline contract value	£193,085.05

## ACCESS\*

Patients seen in 24 months	Total	Change since previous quarter
Quarter ending September 2017	2,966	
Quarter ending December 2017	2,887	↓
Quarter ending March 2018	2,862	→
Quarter ending June 2018	2,875	→
Quarter ending September 2018	2,846	↓
<b>Variance since September 2017</b>	<b>(4.0%)</b>	<b>↓</b>



## ACTIVITY



Adjusted Scheduled Activity (UDA)		
Month	2018	2019
April	25	0
May	608	680
June	1,130	1,151
July	1,762	1,710
August	2,159	2,472
September	2,815	2,915
October	3,375	
November	4,066	
December	4,497	
January	5,139	
February	5,790	
March	6,237	
April	6,903	
May	7,166	
June	7,166	

## QUALITY

	Quantity	Base Number	Contract	AT	Region	England
% of FP17s for the same patient ID Re-attending within 3 months - Children	19	437	4.3%	11.0%	11.1%	11.6%
% of FP17s for the same patient ID Re-attending within 3 months - Adults	179	1,609	11.1%	16.1%	15.3%	15.5%
% of FP17s for the same patient ID Re-attending between 3 & 9 months - Children	266	437	60.9%	55.6%	61.1%	58.8%
% of FP17s for the same patient ID Re-attending between 3 & 9 months - Adults	837	1,609	52.0%	48.8%	52.3%	51.1%
% of FP17s for Band 1 Urgent Courses	83	1,668	5.0%	10.0%	9.5%	9.0%
% of FP17s Relating to Free Repair or Replacements	9	1,668	0.5%	0.6%	0.7%	0.8%
% of FP17s Relating to Continuations	11	1,668	0.7%	0.7%	0.8%	0.9%
% of Patients satisfied with the dentistry they have received	4	6	N/A	93.6%	93.6%	93.3%
% of Patients satisfied with the time they had to wait for an appointment	6	6	N/A	88.9%	88.8%	88.9%

\* This is based on patients treated on this contract for their most recent course of treatment. Figures in italics indicate the base number of FP17s or Patient Questionnaire responses are less than 100. N/A is shown where the base number of responses is less than 10 during the period. % is calculated as Quantity/Base number\*100

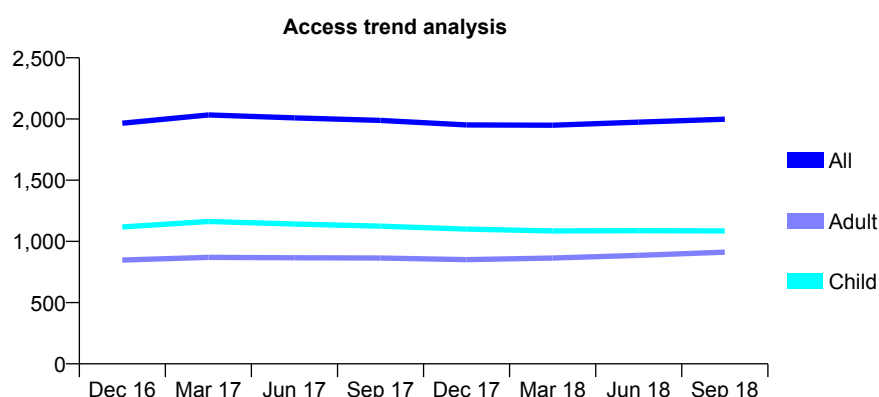
# Q67 - Vital Signs At a Glance Contract Report for 574376/0001 - September 2018

Name or company name	MR EM CAMPBELL
Contract type name	GDS Contract
Purpose of contract	General
Contract start date	01/12/2013
Contract end date	

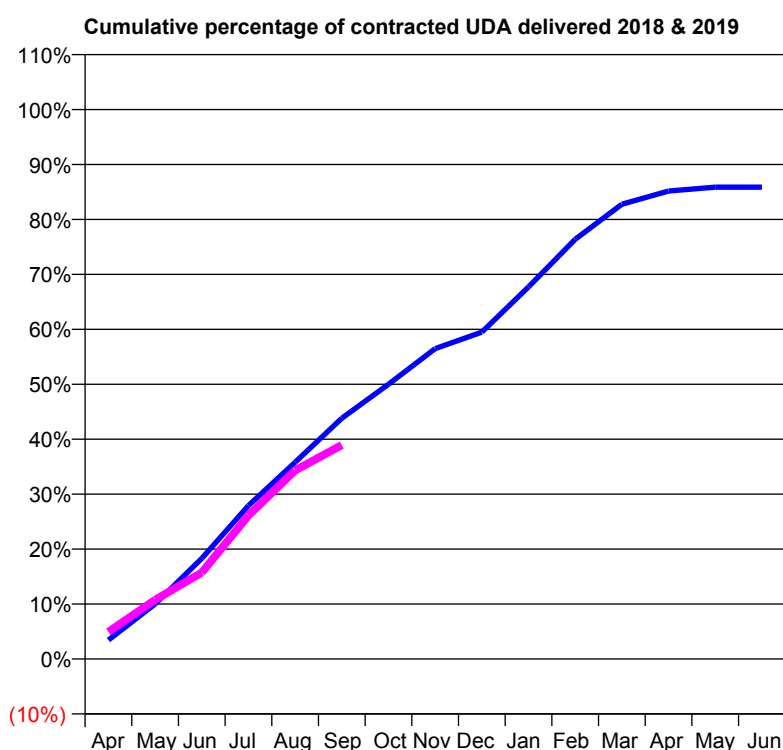
18/19 Contracted general activity (UDA)	4,400
Carry forward general activity (UDA)	0
18/19 Contracted orthodontic activity (UOA)	0
Carry forward orthodontic activity (UOA)	0
Baseline contract value	£106,985.28

## ACCESS\*

Patients seen in 24 months	Total	Change since previous quarter
Quarter ending September 2017	1,989	
Quarter ending December 2017	1,952	↓
Quarter ending March 2018	1,949	→
Quarter ending June 2018	1,974	→
Quarter ending September 2018	1,998	→
<b>Variance since September 2017</b>	<b>0.5%</b>	<b>→</b>



## ACTIVITY



Adjusted Scheduled Activity (UDA)		
Month	2018	2019
April	152	217
May	440	474
June	805	692
July	1,229	1,149
August	1,576	1,510
September	1,928	1,713
October	2,200	
November	2,485	
December	2,617	
January	2,979	
February	3,361	
March	3,642	
April	3,748	
May	3,778	
June	3,778	

## QUALITY

	Quantity	Base Number	Contract	AT	Region	England
% of FP17s for the same patient ID Re-attending within 3 months - Children	23	730	3.2%	11.0%	11.1%	11.6%
% of FP17s for the same patient ID Re-attending within 3 months - Adults	45	529	8.5%	16.1%	15.3%	15.5%
% of FP17s for the same patient ID Re-attending between 3 & 9 months - Children	358	730	49.0%	55.6%	61.1%	58.8%
% of FP17s for the same patient ID Re-attending between 3 & 9 months - Adults	271	529	51.2%	48.8%	52.3%	51.1%
% of FP17s for Band 1 Urgent Courses	5	1,162	0.4%	10.0%	9.5%	9.0%
% of FP17s Relating to Free Repair or Replacements	0	1,162	0.0%	0.6%	0.7%	0.8%
% of FP17s Relating to Continuations	1	1,162	0.1%	0.7%	0.8%	0.9%
% of Patients satisfied with the dentistry they have received	1	1	N/A	93.6%	93.6%	93.3%
% of Patients satisfied with the time they had to wait for an appointment	1	1	N/A	88.9%	88.8%	88.9%

\* This is based on patients treated on this contract for their most recent course of treatment. Figures in italics indicate the base number of FP17s or Patient Questionnaire responses are less than 100. N/A is shown where the base number of responses is less than 10 during the period. % is calculated as Quantity/Base number\*100

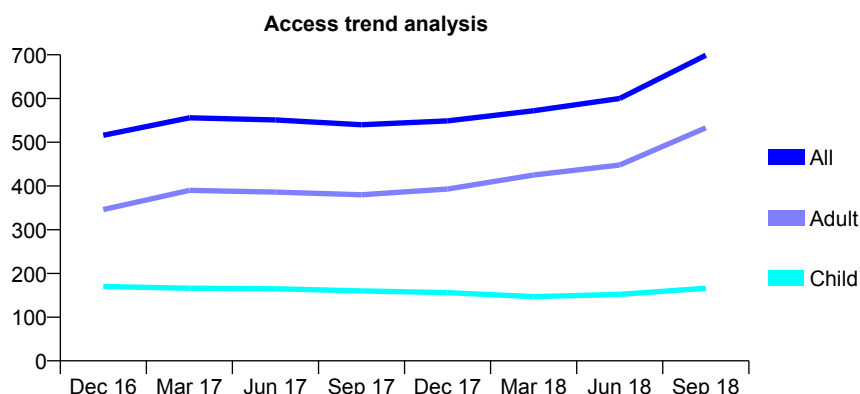
## Q67 - Vital Signs At a Glance Contract Report for 629871/0003 - September 2018

Name or company name	Browne, Laurens & Myint Dental Partnershi
Contract type name	GDS Contract
Purpose of contract	General
Contract start date	01/09/2013
Contract end date	

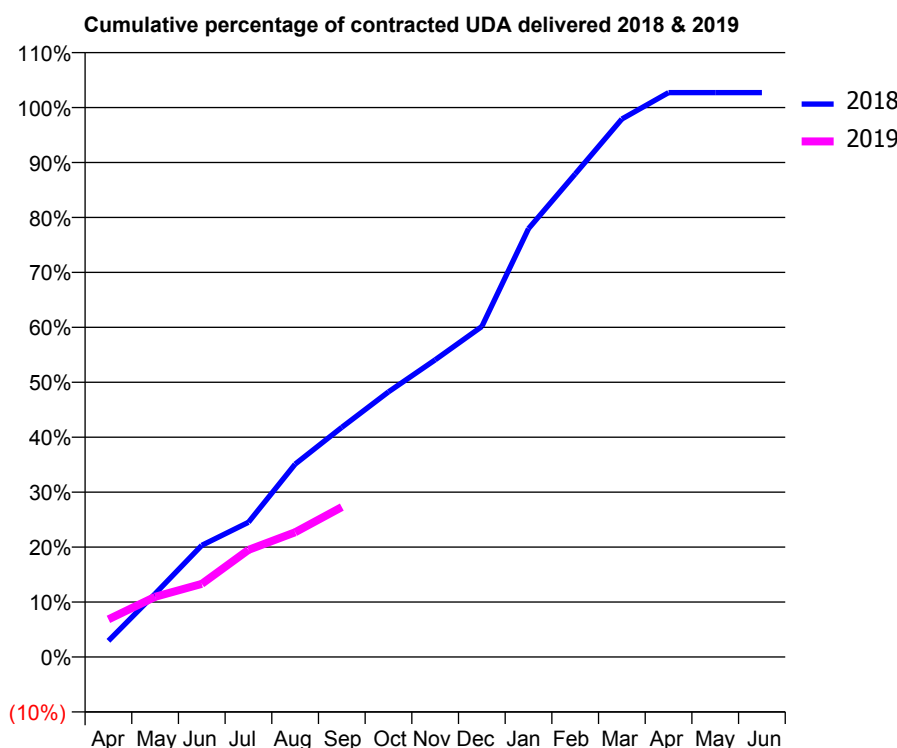
18/19 Contracted general activity (UDA)	2,765
Carry forward general activity (UDA)	0
18/19 Contracted orthodontic activity (UOA)	0
Carry forward orthodontic activity (UOA)	0
Baseline contract value	£76,401.31

### ACCESS\*

Patients seen in 24 months	Total	Change since previous quarter
Quarter ending September 2017	540	
Quarter ending December 2017	549	→
Quarter ending March 2018	572	↑
Quarter ending June 2018	600	↑
Quarter ending September 2018	699	↑
<b>Variance since September 2017</b>	<b>29.4%</b>	<b>↑</b>



### ACTIVITY



Adjusted Scheduled Activity (UDA)		
Month	2018	2019
April	52	190
May	203	303
June	359	368
July	433	539
August	619	628
September	738	755
October	852	
November	955	
December	1,062	
January	1,376	
February	1,552	
March	1,728	
April	1,813	
May	1,813	
June	1,813	

### QUALITY

	Quantity	Base Number	Contract	AT	Region	England
% of FP17s for the same patient ID Re-attending within 3 months - Children	3	137	2.2%	11.0%	11.1%	11.6%
% of FP17s for the same patient ID Re-attending within 3 months - Adults	14	302	4.6%	16.1%	15.3%	15.5%
% of FP17s for the same patient ID Re-attending between 3 & 9 months - Children	79	137	57.7%	55.6%	61.1%	58.8%
% of FP17s for the same patient ID Re-attending between 3 & 9 months - Adults	129	302	42.7%	48.8%	52.3%	51.1%
% of FP17s for Band 1 Urgent Courses	18	414	4.3%	10.0%	9.5%	9.0%
% of FP17s Relating to Free Repair or Replacements	4	414	1.0%	0.6%	0.7%	0.8%
% of FP17s Relating to Continuations	0	414	0.0%	0.7%	0.8%	0.9%
% of Patients satisfied with the dentistry they have received	1	1	N/A	93.6%	93.6%	93.3%
% of Patients satisfied with the time they had to wait for an appointment	1	1	N/A	88.9%	88.8%	88.9%

\* This is based on patients treated on this contract for their most recent course of treatment. Figures in italics indicate the base number of FP17s or Patient Questionnaire responses are less than 100. N/A is shown where the base number of responses is less than 10 during the period. % is calculated as Quantity/Base number\*100

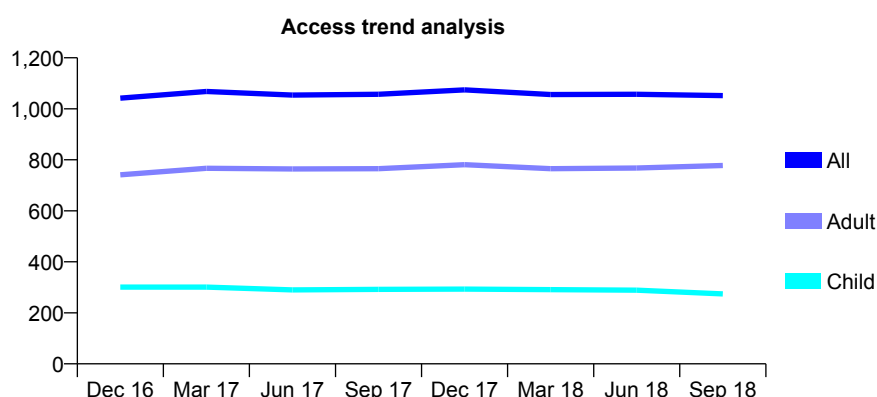
## Q67 - Vital Signs At a Glance Contract Report for 630047/0001 - September 2018

Name or company name	MISS JH FORRYAN
Contract type name	GDS Contract
Purpose of contract	General
Contract start date	01/04/2006
Contract end date	

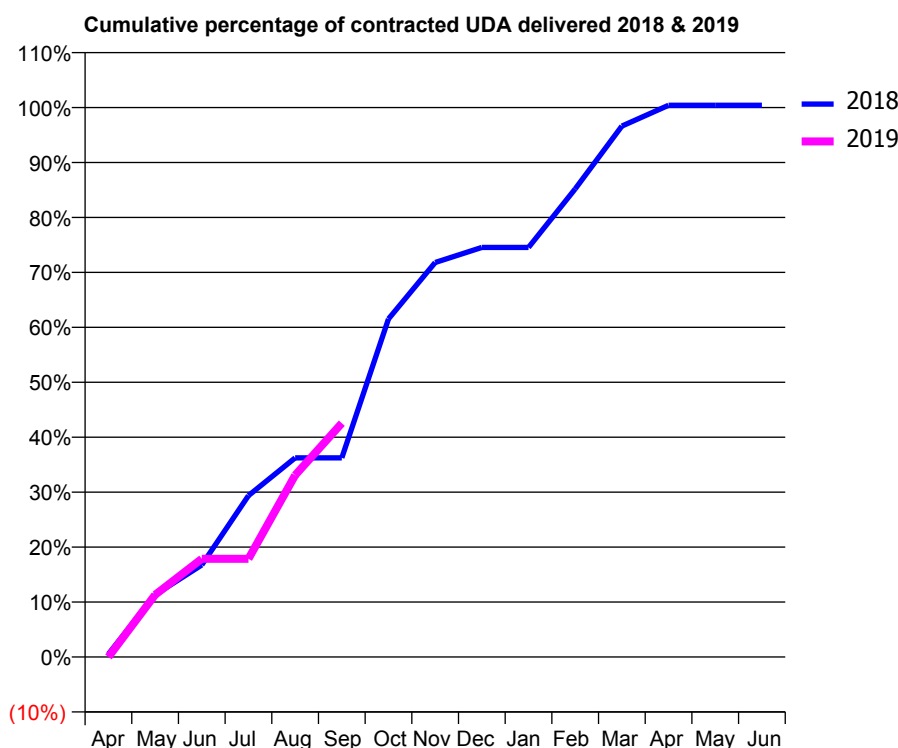
18/19 Contracted general activity (UDA)	2,376
Carry forward general activity (UDA)	0
18/19 Contracted orthodontic activity (UOA)	0
Carry forward orthodontic activity (UOA)	0
Baseline contract value	£53,410.21

### ACCESS\*

Patients seen in 24 months	Total	Change since previous quarter
Quarter ending September 2017	1,057	
Quarter ending December 2017	1,074	→
Quarter ending March 2018	1,056	↓
Quarter ending June 2018	1,057	→
Quarter ending September 2018	1,052	→
<b>Variance since September 2017</b>	<b>(0.5%)</b>	<b>→</b>



### ACTIVITY



Adjusted Scheduled Activity (UDA)		
Month	2018	2019
April	13	0
May	269	269
June	398	424
July	698	424
August	861	786
September	861	1,011
October	1,462	
November	1,706	
December	1,771	
January	1,771	
February	2,024	
March	2,296	
April	2,386	
May	2,386	
June	2,386	

### QUALITY

	Quantity	Base Number	Contract	AT	Region	England
% of FP17s for the same patient ID Re-attending within 3 months - Children	12	194	6.2%	11.0%	11.1%	11.6%
% of FP17s for the same patient ID Re-attending within 3 months - Adults	27	351	7.7%	16.1%	15.3%	15.5%
% of FP17s for the same patient ID Re-attending between 3 & 9 months - Children	109	194	56.2%	55.6%	61.1%	58.8%
% of FP17s for the same patient ID Re-attending between 3 & 9 months - Adults	122	351	34.8%	48.8%	52.3%	51.1%
% of FP17s for Band 1 Urgent Courses	26	504	5.2%	10.0%	9.5%	9.0%
% of FP17s Relating to Free Repair or Replacements	0	504	0.0%	0.6%	0.7%	0.8%
% of FP17s Relating to Continuations	2	504	0.4%	0.7%	0.8%	0.9%
% of Patients satisfied with the dentistry they have received	2	2	N/A	93.6%	93.6%	93.3%
% of Patients satisfied with the time they had to wait for an appointment	1	2	N/A	88.9%	88.8%	88.9%

\* This is based on patients treated on this contract for their most recent course of treatment. Figures in italics indicate the base number of FP17s or Patient Questionnaire responses are less than 100. N/A is shown where the base number of responses is less than 10 during the period. % is calculated as Quantity/Base number\*100

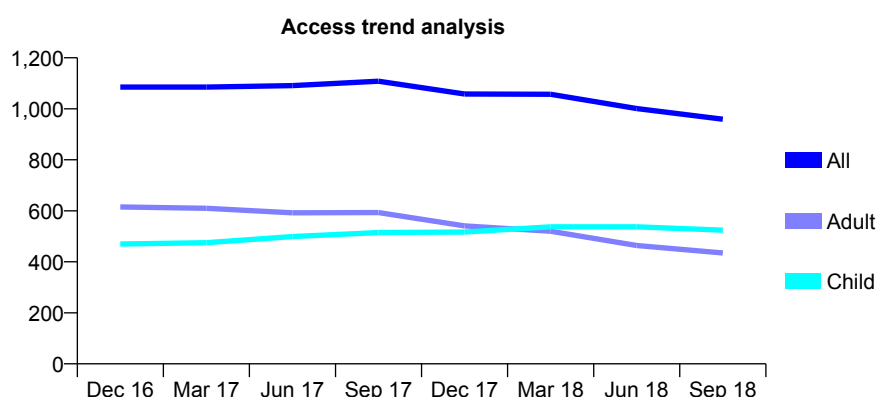
# Q67 - Vital Signs At a Glance Contract Report for 636576/0001 - September 2018

Name or company name	Mr D Patel and Mr B Patel
Contract type name	GDS Contract
Purpose of contract	General
Contract start date	01/04/2006
Contract end date	

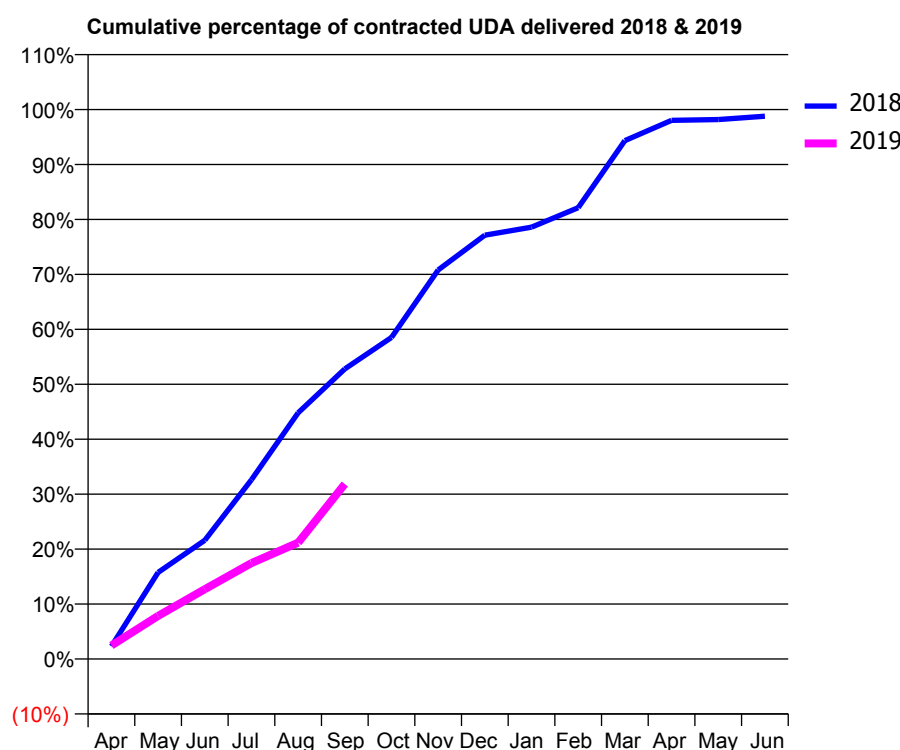
18/19 Contracted general activity (UDA)	2,500
Carry forward general activity (UDA)	30
18/19 Contracted orthodontic activity (UOA)	0
Carry forward orthodontic activity (UOA)	0
Baseline contract value	£62,225.39

## ACCESS\*

Patients seen in 24 months	Total	Change since previous quarter
Quarter ending September 2017	1,108	
Quarter ending December 2017	1,058	↓
Quarter ending March 2018	1,057	→
Quarter ending June 2018	1,001	↓
Quarter ending September 2018	959	↓
<b>Variance since September 2017</b>	<b>(13.4%)</b>	<b>↓</b>



## ACTIVITY



Adjusted Scheduled Activity (UDA)		
Month	2018	2019
April	58	62
May	394	196
June	540	318
July	816	436
August	1,120	529
September	1,320	796
October	1,463	
November	1,770	
December	1,928	
January	1,965	
February	2,053	
March	2,358	
April	2,450	
May	2,454	
June	2,470	

## QUALITY

	Quantity	Base Number	Contract	AT	Region	England
% of FP17s for the same patient ID Re-attending within 3 months - Children	19	356	5.3%	11.0%	11.1%	11.6%
% of FP17s for the same patient ID Re-attending within 3 months - Adults	20	204	9.8%	16.1%	15.3%	15.5%
% of FP17s for the same patient ID Re-attending between 3 & 9 months - Children	208	356	58.4%	55.6%	61.1%	58.8%
% of FP17s for the same patient ID Re-attending between 3 & 9 months - Adults	111	204	54.4%	48.8%	52.3%	51.1%
% of FP17s for Band 1 Urgent Courses	26	509	5.1%	10.0%	9.5%	9.0%
% of FP17s Relating to Free Repair or Replacements	2	509	0.4%	0.6%	0.7%	0.8%
% of FP17s Relating to Continuations	1	509	0.2%	0.7%	0.8%	0.9%
% of Patients satisfied with the dentistry they have received	0	0	N/A	93.6%	93.6%	93.3%
% of Patients satisfied with the time they had to wait for an appointment	0	0	N/A	88.9%	88.8%	88.9%

\* This is based on patients treated on this contract for their most recent course of treatment. Figures in italics indicate the base number of FP17s or Patient Questionnaire responses are less than 100. N/A is shown where the base number of responses is less than 10 during the period. % is calculated as Quantity/Base number\*100

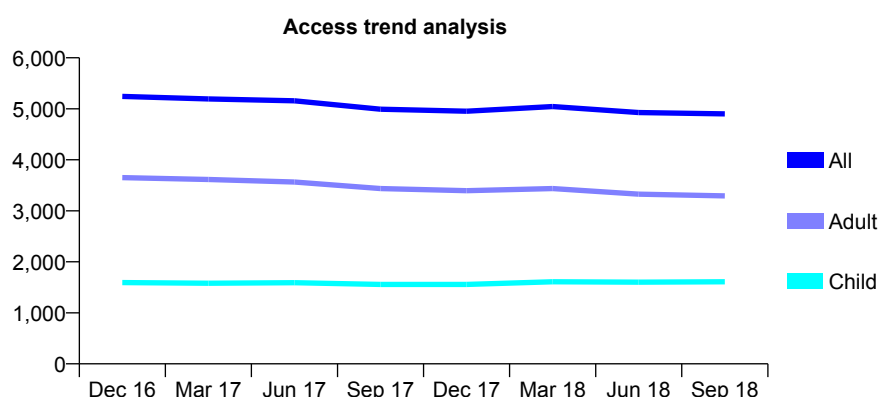
# Q67 - Vital Signs At a Glance Contract Report for 638323/0001 - September 2018

Name or company name	MR SS PHOTAY
Contract type name	GDS Contract
Purpose of contract	General
Contract start date	01/04/2006
Contract end date	

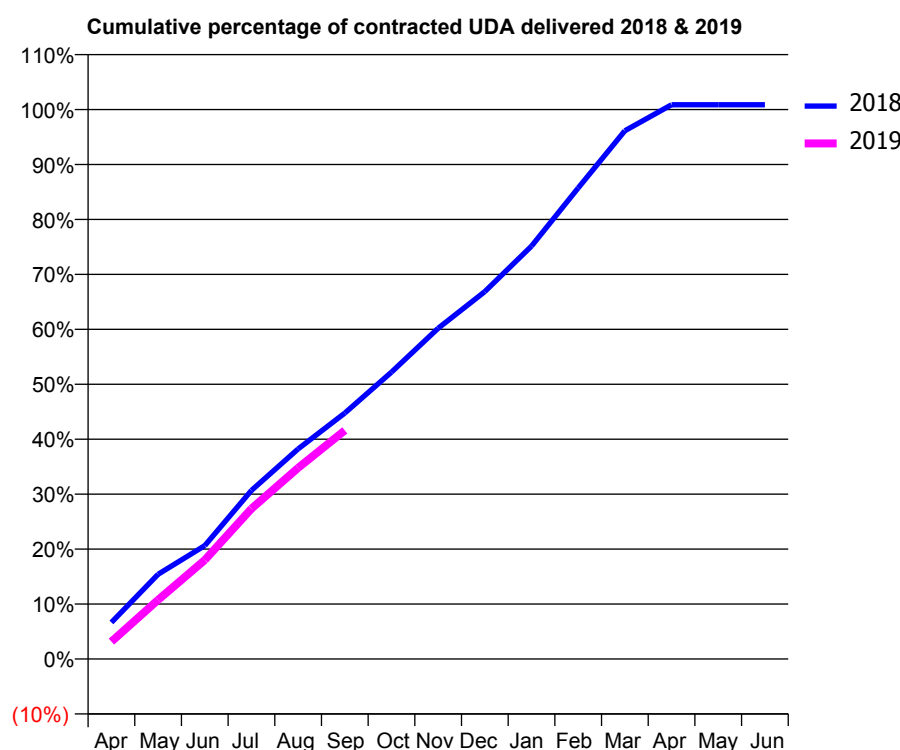
18/19 Contracted general activity (UDA)	12,702
Carry forward general activity (UDA)	0
18/19 Contracted orthodontic activity (UOA)	0
Carry forward orthodontic activity (UOA)	0
Baseline contract value	£314,109.40

## ACCESS\*

Patients seen in 24 months	Total	Change since previous quarter
Quarter ending September 2017	4,993	
Quarter ending December 2017	4,954	→
Quarter ending March 2018	5,045	→
Quarter ending June 2018	4,928	↓
Quarter ending September 2018	4,900	→
<b>Variance since September 2017</b>	<b>(1.9%)</b>	<b>↓</b>



## ACTIVITY



Adjusted Scheduled Activity (UDA)		
Month	2018	2019
April	847	401
May	1,957	1,367
June	2,620	2,290
July	3,899	3,475
August	4,857	4,419
September	5,685	5,285
October	6,631	
November	7,645	
December	8,493	
January	9,545	
February	10,890	
March	12,211	
April	12,811	
May	12,813	
June	12,813	

## QUALITY

	Quantity	Base Number	Contract	AT	Region	England
% of FP17s for the same patient ID Re-attending within 3 months - Children	91	982	9.3%	11.0%	11.1%	11.6%
% of FP17s for the same patient ID Re-attending within 3 months - Adults	323	1,803	17.9%	16.1%	15.3%	15.5%
% of FP17s for the same patient ID Re-attending between 3 & 9 months - Children	299	982	30.4%	55.6%	61.1%	58.8%
% of FP17s for the same patient ID Re-attending between 3 & 9 months - Adults	533	1,803	29.6%	48.8%	52.3%	51.1%
% of FP17s for Band 1 Urgent Courses	332	2,490	13.3%	10.0%	9.5%	9.0%
% of FP17s Relating to Free Repair or Replacements	26	2,490	1.0%	0.6%	0.7%	0.8%
% of FP17s Relating to Continuations	49	2,490	2.0%	0.7%	0.8%	0.9%
% of Patients satisfied with the dentistry they have received	7	7	N/A	93.6%	93.6%	93.3%
% of Patients satisfied with the time they had to wait for an appointment	7	7	N/A	88.9%	88.8%	88.9%

\* This is based on patients treated on this contract for their most recent course of treatment. Figures in italics indicate the base number of FP17s or Patient Questionnaire responses are less than 100. N/A is shown where the base number of responses is less than 10 during the period. % is calculated as Quantity/Base number\*100

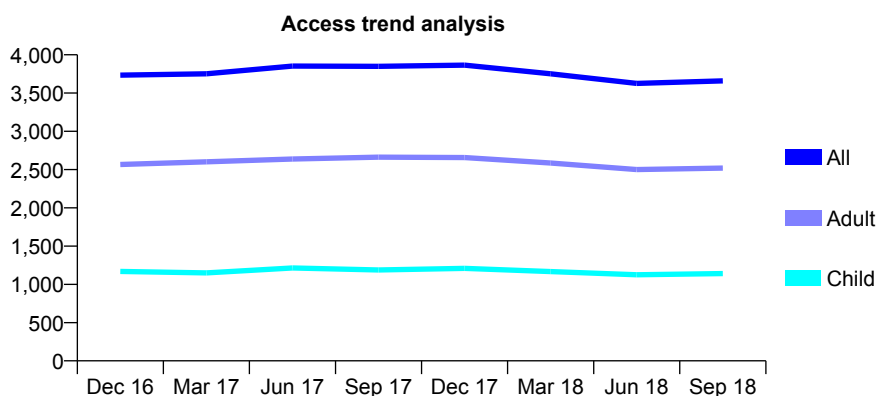
## Q67 - Vital Signs At a Glance Contract Report for 638323/0002 - September 2018

Name or company name	MR SS PHOTAY
Contract type name	GDS Contract
Purpose of contract	General
Contract start date	01/04/2006
Contract end date	

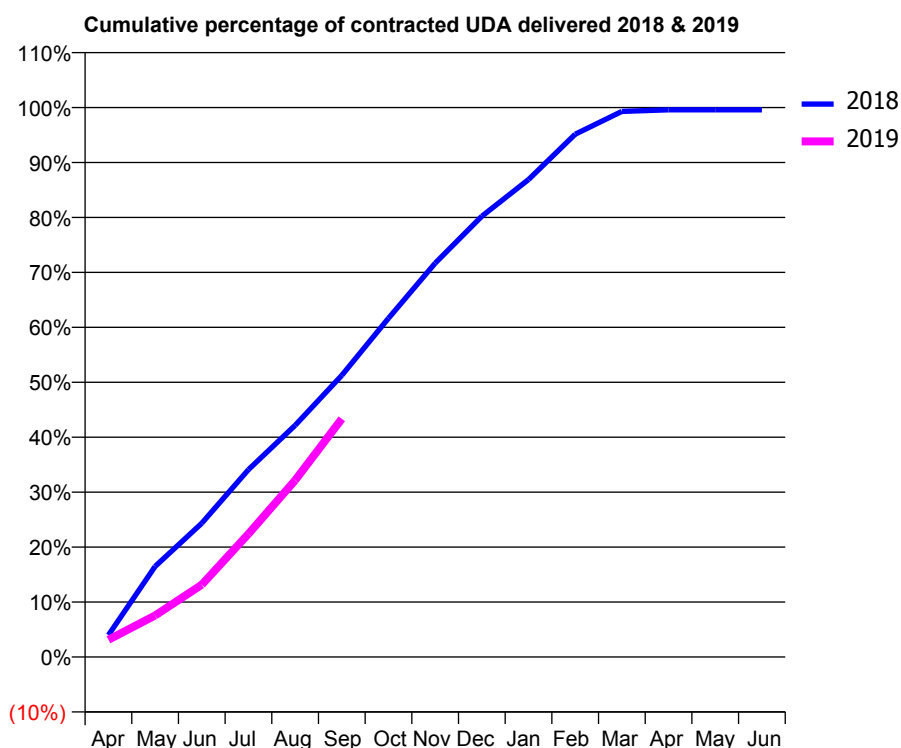
18/19 Contracted general activity (UDA)	10,254
Carry forward general activity (UDA)	43
18/19 Contracted orthodontic activity (UOA)	0
Carry forward orthodontic activity (UOA)	0
Baseline contract value	£253,572.48

### ACCESS\*

Patients seen in 24 months	Total	Change since previous quarter
Quarter ending September 2017	3,850	
Quarter ending December 2017	3,865	→
Quarter ending March 2018	3,752	↓
Quarter ending June 2018	3,626	↓
Quarter ending September 2018	3,660	→
<b>Variance since September 2017</b>	<b>(4.9%)</b>	<b>↓</b>



### ACTIVITY



Adjusted Scheduled Activity (UDA)		
Month	2018	2019
April	410	321
May	1,691	775
June	2,497	1,351
July	3,498	2,297
August	4,324	3,299
September	5,256	4,446
October	6,322	
November	7,350	
December	8,225	
January	8,908	
February	9,756	
March	10,180	
April	10,210	
May	10,210	
June	10,210	

### QUALITY

	Quantity	Base Number	Contract	AT	Region	England
% of FP17s for the same patient ID Re-attending within 3 months - Children	22	571	3.9%	11.0%	11.1%	11.6%
% of FP17s for the same patient ID Re-attending within 3 months - Adults	191	1,324	14.4%	16.1%	15.3%	15.5%
% of FP17s for the same patient ID Re-attending between 3 & 9 months - Children	203	571	35.6%	55.6%	61.1%	58.8%
% of FP17s for the same patient ID Re-attending between 3 & 9 months - Adults	439	1,324	33.2%	48.8%	52.3%	51.1%
% of FP17s for Band 1 Urgent Courses	338	1,880	18.0%	10.0%	9.5%	9.0%
% of FP17s Relating to Free Repair or Replacements	1	1,880	0.1%	0.6%	0.7%	0.8%
% of FP17s Relating to Continuations	5	1,880	0.3%	0.7%	0.8%	0.9%
% of Patients satisfied with the dentistry they have received	1	1	N/A	93.6%	93.6%	93.3%
% of Patients satisfied with the time they had to wait for an appointment	0	1	N/A	88.9%	88.8%	88.9%

\* This is based on patients treated on this contract for their most recent course of treatment. Figures in italics indicate the base number of FP17s or Patient Questionnaire responses are less than 100. N/A is shown where the base number of responses is less than 10 during the period. % is calculated as Quantity/Base number\*100



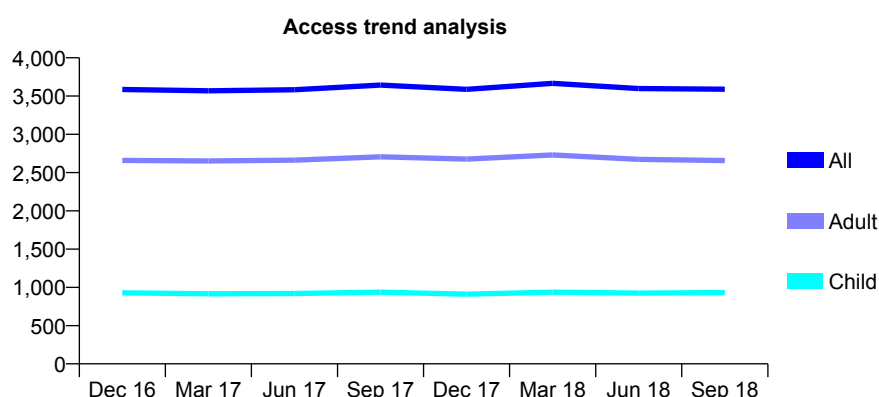
# Q67 - Vital Signs At a Glance Contract Report for 638323/0003 - September 2018

Name or company name	MR SS PHOTAY
Contract type name	GDS Contract
Purpose of contract	General
Contract start date	01/04/2006
Contract end date	

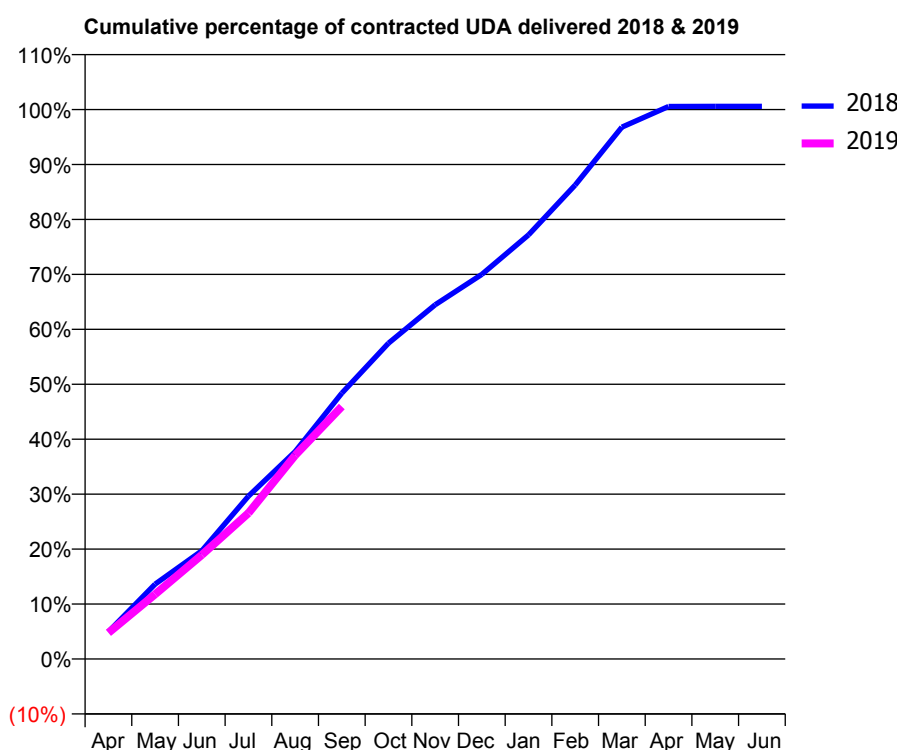
18/19 Contracted general activity (UDA)	9,000
Carry forward general activity (UDA)	0
18/19 Contracted orthodontic activity (UOA)	0
Carry forward orthodontic activity (UOA)	0
Baseline contract value	£222,562.17

## ACCESS\*

Patients seen in 24 months	Total	Change since previous quarter
Quarter ending September 2017	3,643	
Quarter ending December 2017	3,588	↓
Quarter ending March 2018	3,666	↑
Quarter ending June 2018	3,598	↓
Quarter ending September 2018	3,589	→
<b>Variance since September 2017</b>	<b>(1.5%)</b>	<b>↓</b>



## ACTIVITY



Adjusted Scheduled Activity (UDA)		
Month	2018	2019
April	447	429
May	1,226	1,060
June	1,772	1,704
July	2,669	2,391
August	3,397	3,337
September	4,353	4,135
October	5,173	
November	5,803	
December	6,300	
January	6,946	
February	7,763	
March	8,712	
April	9,050	
May	9,051	
June	9,052	

## QUALITY

	Quantity	Base Number	Contract	AT	Region	England
% of FP17s for the same patient ID Re-attending within 3 months - Children	25	554	4.5%	11.0%	11.1%	11.6%
% of FP17s for the same patient ID Re-attending within 3 months - Adults	140	1,497	9.4%	16.1%	15.3%	15.5%
% of FP17s for the same patient ID Re-attending between 3 & 9 months - Children	213	554	38.4%	55.6%	61.1%	58.8%
% of FP17s for the same patient ID Re-attending between 3 & 9 months - Adults	574	1,497	38.3%	48.8%	52.3%	51.1%
% of FP17s for Band 1 Urgent Courses	102	1,879	5.4%	10.0%	9.5%	9.0%
% of FP17s Relating to Free Repair or Replacements	0	1,879	0.0%	0.6%	0.7%	0.8%
% of FP17s Relating to Continuations	10	1,879	0.5%	0.7%	0.8%	0.9%
% of Patients satisfied with the dentistry they have received	1	1	N/A	93.6%	93.6%	93.3%
% of Patients satisfied with the time they had to wait for an appointment	1	1	N/A	88.9%	88.8%	88.9%

\* This is based on patients treated on this contract for their most recent course of treatment. Figures in italics indicate the base number of FP17s or Patient Questionnaire responses are less than 100. N/A is shown where the base number of responses is less than 10 during the period. % is calculated as Quantity/Base number\*100

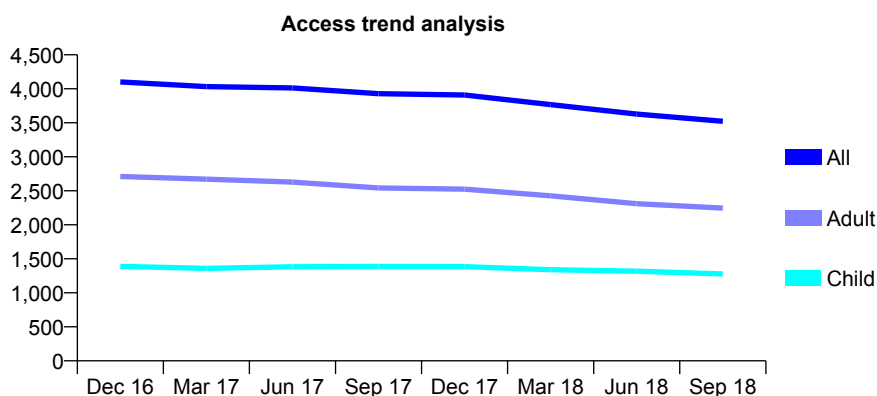
## Q67 - Vital Signs At a Glance Contract Report for 638323/0004 - September 2018

Name or company name	MR SS PHOTAY
Contract type name	GDS Contract
Purpose of contract	General
Contract start date	01/04/2006
Contract end date	

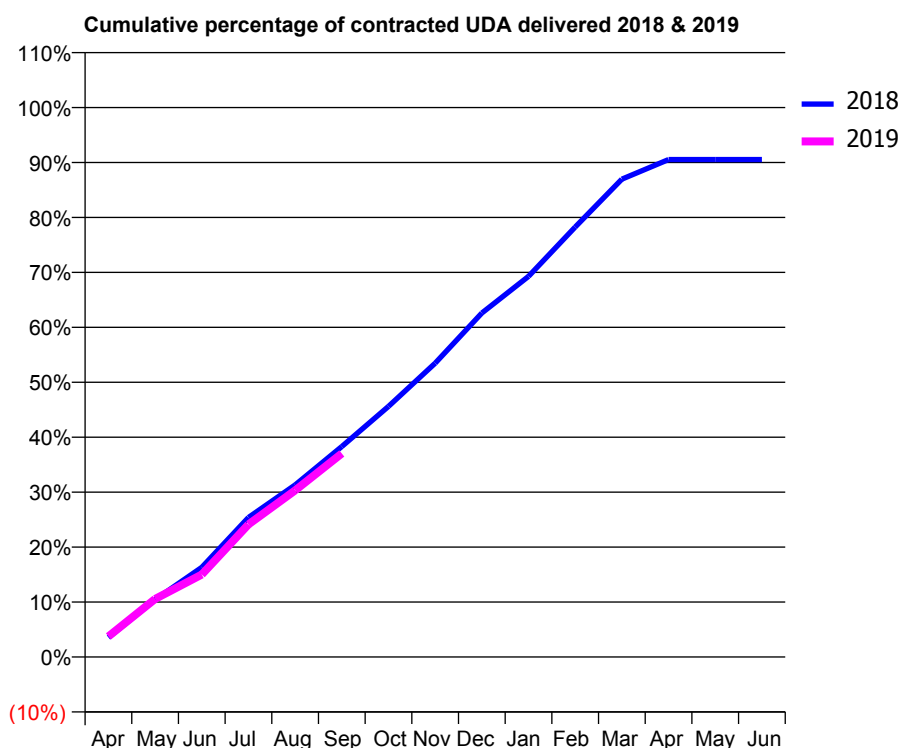
18/19 Contracted general activity (UDA)	10,500
Carry forward general activity (UDA)	0
18/19 Contracted orthodontic activity (UOA)	0
Carry forward orthodontic activity (UOA)	0
Baseline contract value	£259,655.86

### ACCESS\*

Patients seen in 24 months	Total	Change since previous quarter
Quarter ending September 2017	3,929	
Quarter ending December 2017	3,909	→
Quarter ending March 2018	3,767	↓
Quarter ending June 2018	3,628	↓
Quarter ending September 2018	3,523	↓
<b>Variance since September 2017</b>	<b>(10.3%)</b>	<b>↓</b>



### ACTIVITY



Adjusted Scheduled Activity (UDA)		
Month	2018	2019
April	374	392
May	1,098	1,109
June	1,715	1,577
July	2,666	2,535
August	3,288	3,183
September	4,023	3,888
October	4,788	
November	5,615	
December	6,572	
January	7,273	
February	8,217	
March	9,131	
April	9,507	
May	9,507	
June	9,507	

### QUALITY

	Quantity	Base Number	Contract	AT	Region	England
% of FP17s for the same patient ID Re-attending within 3 months - Children	45	820	5.5%	11.0%	11.1%	11.6%
% of FP17s for the same patient ID Re-attending within 3 months - Adults	202	1,422	14.2%	16.1%	15.3%	15.5%
% of FP17s for the same patient ID Re-attending between 3 & 9 months - Children	453	820	55.2%	55.6%	61.1%	58.8%
% of FP17s for the same patient ID Re-attending between 3 & 9 months - Adults	738	1,422	51.9%	48.8%	52.3%	51.1%
% of FP17s for Band 1 Urgent Courses	192	2,067	9.3%	10.0%	9.5%	9.0%
% of FP17s Relating to Free Repair or Replacements	12	2,067	0.6%	0.6%	0.7%	0.8%
% of FP17s Relating to Continuations	22	2,067	1.1%	0.7%	0.8%	0.9%
% of Patients satisfied with the dentistry they have received	2	2	N/A	93.6%	93.6%	93.3%
% of Patients satisfied with the time they had to wait for an appointment	2	2	N/A	88.9%	88.8%	88.9%

\* This is based on patients treated on this contract for their most recent course of treatment. Figures in italics indicate the base number of FP17s or Patient Questionnaire responses are less than 100. N/A is shown where the base number of responses is less than 10 during the period. % is calculated as Quantity/Base number\*100

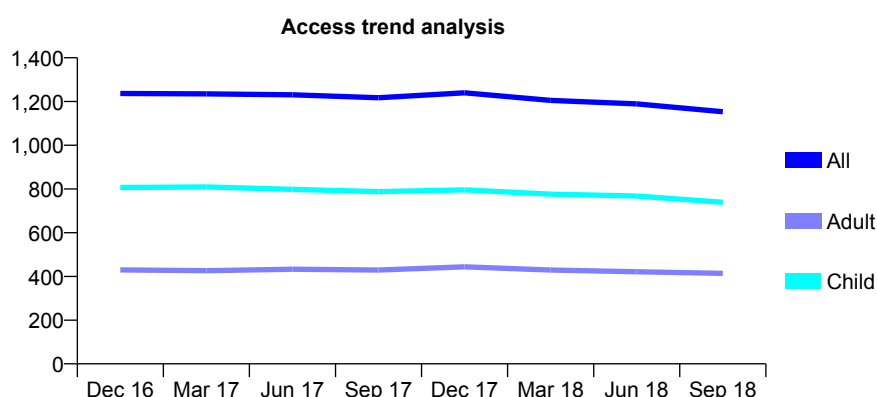
# Q67 - Vital Signs At a Glance Contract Report for 639338/0001 - September 2018

Name or company name	MR MR ROBINSON
Contract type name	GDS Contract
Purpose of contract	General
Contract start date	01/04/2006
Contract end date	

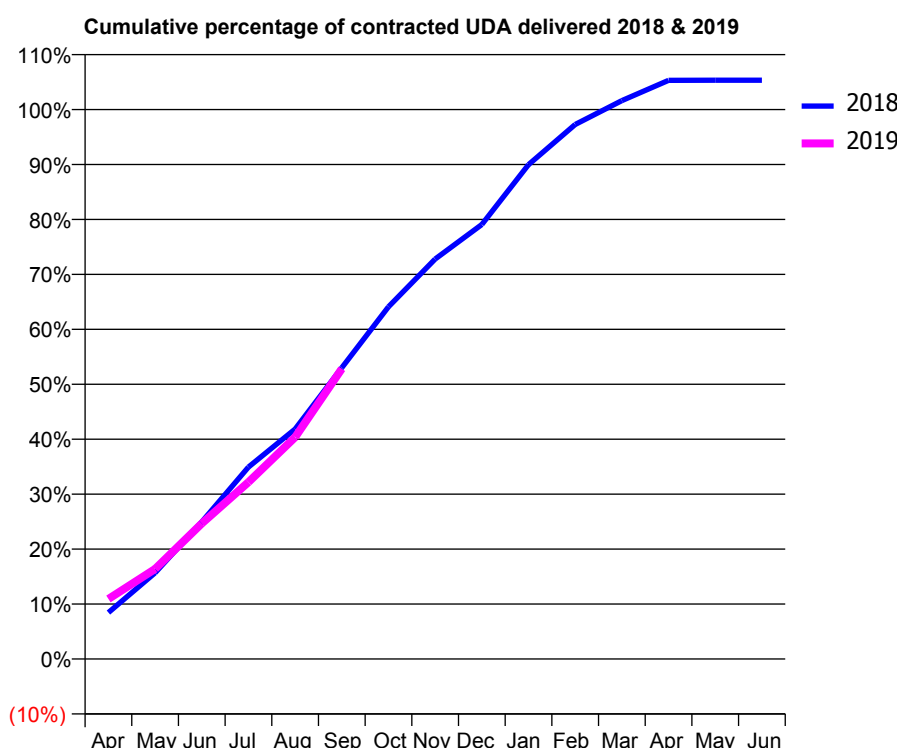
18/19 Contracted general activity (UDA)	2,580
Carry forward general activity (UDA)	0
18/19 Contracted orthodontic activity (UOA)	0
Carry forward orthodontic activity (UOA)	0
Baseline contract value	£63,801.14

## ACCESS\*

Patients seen in 24 months	Total	Change since previous quarter
Quarter ending September 2017	1,217	
Quarter ending December 2017	1,240	→
Quarter ending March 2018	1,205	↓
Quarter ending June 2018	1,189	↓
Quarter ending September 2018	1,153	↓
<b>Variance since September 2017</b>	<b>(5.3%)</b>	<b>↓</b>



## ACTIVITY



Adjusted Scheduled Activity (UDA)		
Month	2018	2019
April	218	282
May	405	423
June	644	636
July	901	830
August	1,080	1,041
September	1,368	1,362
October	1,654	
November	1,878	
December	2,040	
January	2,321	
February	2,509	
March	2,622	
April	2,717	
May	2,718	
June	2,718	

## QUALITY

	Quantity	Base Number	Contract	AT	Region	England
% of FP17s for the same patient ID Re-attending within 3 months - Children	27	666	4.1%	11.0%	11.1%	11.6%
% of FP17s for the same patient ID Re-attending within 3 months - Adults	12	219	5.5%	16.1%	15.3%	15.5%
% of FP17s for the same patient ID Re-attending between 3 & 9 months - Children	484	666	72.7%	55.6%	61.1%	58.8%
% of FP17s for the same patient ID Re-attending between 3 & 9 months - Adults	120	219	54.8%	48.8%	52.3%	51.1%
% of FP17s for Band 1 Urgent Courses	2	819	0.2%	10.0%	9.5%	9.0%
% of FP17s Relating to Free Repair or Replacements	0	819	0.0%	0.6%	0.7%	0.8%
% of FP17s Relating to Continuations	0	819	0.0%	0.7%	0.8%	0.9%
% of Patients satisfied with the dentistry they have received	0	0	N/A	93.6%	93.6%	93.3%
% of Patients satisfied with the time they had to wait for an appointment	0	0	N/A	88.9%	88.8%	88.9%

\* This is based on patients treated on this contract for their most recent course of treatment. Figures in italics indicate the base number of FP17s or Patient Questionnaire responses are less than 100. N/A is shown where the base number of responses is less than 10 during the period. % is calculated as Quantity/Base number\*100

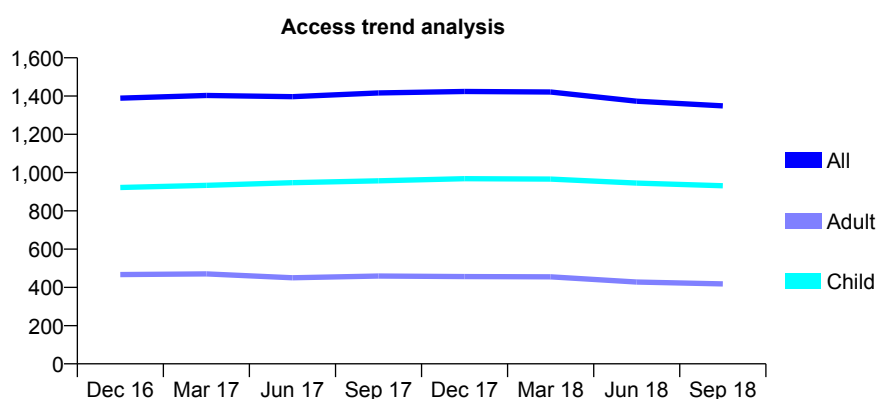
## Q67 - Vital Signs At a Glance Contract Report for 651117/0001 - September 2018

Name or company name	MR GS DORMAN
Contract type name	GDS Contract
Purpose of contract	General
Contract start date	01/04/2006
Contract end date	

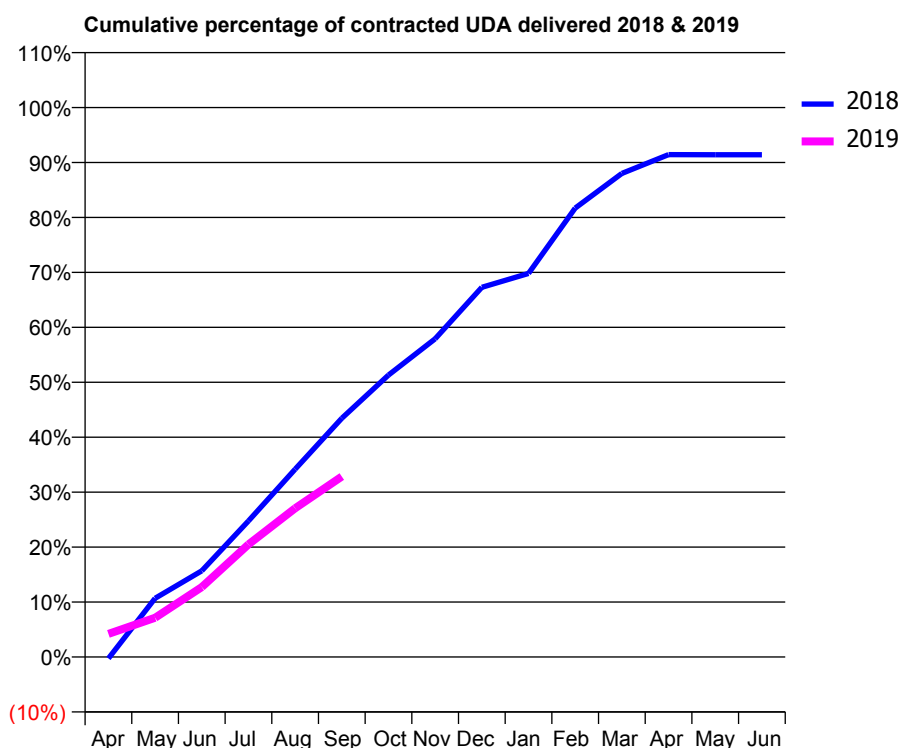
18/19 Contracted general activity (UDA)	3,807
Carry forward general activity (UDA)	0
18/19 Contracted orthodontic activity (UOA)	0
Carry forward orthodontic activity (UOA)	0
Baseline contract value	£94,143.79

### ACCESS\*

Patients seen in 24 months	Total	Change since previous quarter
Quarter ending September 2017	1,416	
Quarter ending December 2017	1,424	→
Quarter ending March 2018	1,421	→
Quarter ending June 2018	1,373	↓
Quarter ending September 2018	1,349	↓
<b>Variance since September 2017</b>	<b>(4.7%)</b>	<b>↓</b>



### ACTIVITY



Adjusted Scheduled Activity (UDA)		
Month	2018	2019
April	-11	160
May	407	272
June	597	484
July	943	780
August	1,301	1,030
September	1,654	1,250
October	1,954	
November	2,205	
December	2,561	
January	2,658	
February	3,110	
March	3,350	
April	3,481	
May	3,480	
June	3,480	

### QUALITY

	Quantity	Base Number	Contract	AT	Region	England
% of FP17s for the same patient ID Re-attending within 3 months - Children	70	729	9.6%	11.0%	11.1%	11.6%
% of FP17s for the same patient ID Re-attending within 3 months - Adults	48	205	23.4%	16.1%	15.3%	15.5%
% of FP17s for the same patient ID Re-attending between 3 & 9 months - Children	491	729	67.4%	55.6%	61.1%	58.8%
% of FP17s for the same patient ID Re-attending between 3 & 9 months - Adults	105	205	51.2%	48.8%	52.3%	51.1%
% of FP17s for Band 1 Urgent Courses	25	845	3.0%	10.0%	9.5%	9.0%
% of FP17s Relating to Free Repair or Replacements	0	845	0.0%	0.6%	0.7%	0.8%
% of FP17s Relating to Continuations	0	845	0.0%	0.7%	0.8%	0.9%
% of Patients satisfied with the dentistry they have received	2	2	N/A	93.6%	93.6%	93.3%
% of Patients satisfied with the time they had to wait for an appointment	1	2	N/A	88.9%	88.8%	88.9%

\* This is based on patients treated on this contract for their most recent course of treatment. Figures in italics indicate the base number of FP17s or Patient Questionnaire responses are less than 100. N/A is shown where the base number of responses is less than 10 during the period. % is calculated as Quantity/Base number\*100

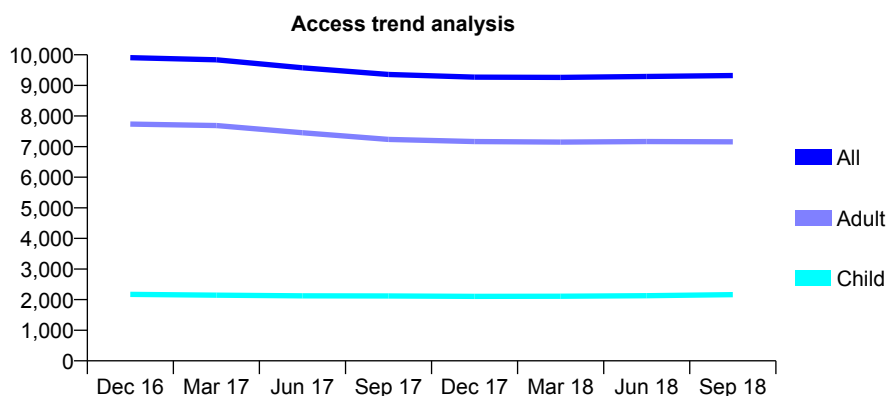
## Q67 - Vital Signs At a Glance Contract Report for 653136/0001 - September 2018

Name or company name	MS EJ HARTLE
Contract type name	GDS Contract
Purpose of contract	General
Contract start date	01/04/2006
Contract end date	

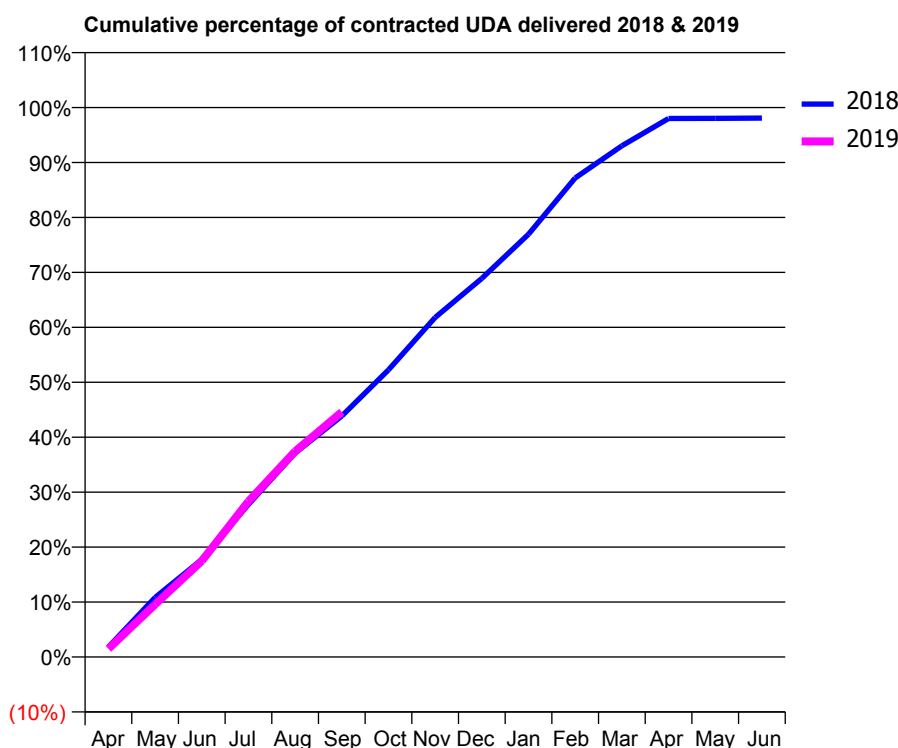
18/19 Contracted general activity (UDA)	25,466
Carry forward general activity (UDA)	487
18/19 Contracted orthodontic activity (UOA)	0
Carry forward orthodontic activity (UOA)	0
Baseline contract value	£629,885.72

### ACCESS\*

Patients seen in 24 months	Total	Change since previous quarter
Quarter ending September 2017	9,358	
Quarter ending December 2017	9,271	→
Quarter ending March 2018	9,260	→
Quarter ending June 2018	9,294	→
Quarter ending September 2018	9,321	→
<b>Variance since September 2017</b>	<b>(0.4%)</b>	→



### ACTIVITY



Adjusted Scheduled Activity (UDA)		
Month	2018	2019
April	470	381
May	2,760	2,439
June	4,520	4,455
July	7,074	7,212
August	9,455	9,532
September	11,173	11,355
October	13,306	
November	15,736	
December	17,551	
January	19,596	
February	22,199	
March	23,690	
April	24,958	
May	24,965	
June	24,978	

### QUALITY

	Quantity	Base Number	Contract	AT	Region	England
% of FP17s for the same patient ID Re-attending within 3 months - Children	103	1,580	6.5%	11.0%	11.1%	11.6%
% of FP17s for the same patient ID Re-attending within 3 months - Adults	770	5,227	14.7%	16.1%	15.3%	15.5%
% of FP17s for the same patient ID Re-attending between 3 & 9 months - Children	693	1,580	43.9%	55.6%	61.1%	58.8%
% of FP17s for the same patient ID Re-attending between 3 & 9 months - Adults	2,282	5,227	43.7%	48.8%	52.3%	51.1%
% of FP17s for Band 1 Urgent Courses	715	6,240	11.5%	10.0%	9.5%	9.0%
% of FP17s Relating to Free Repair or Replacements	73	6,240	1.2%	0.6%	0.7%	0.8%
% of FP17s Relating to Continuations	64	6,240	1.0%	0.7%	0.8%	0.9%
% of Patients satisfied with the dentistry they have received	2	2	N/A	93.6%	93.6%	93.3%
% of Patients satisfied with the time they had to wait for an appointment	2	2	N/A	88.9%	88.8%	88.9%

\* This is based on patients treated on this contract for their most recent course of treatment. Figures in italics indicate the base number of FP17s or Patient Questionnaire responses are less than 100. N/A is shown where the base number of responses is less than 10 during the period. % is calculated as Quantity/Base number\*100

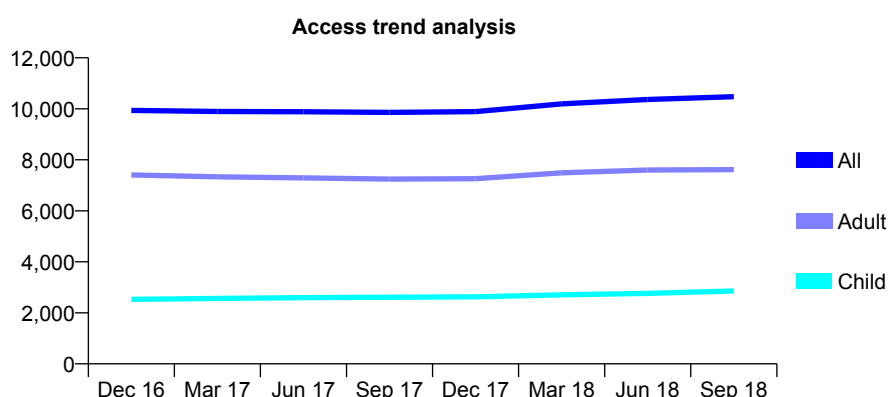
# Q67 - Vital Signs At a Glance Contract Report for 653136/0002 - September 2018

Name or company name	MS EJ HARTLE
Contract type name	GDS Contract
Purpose of contract	General
Contract start date	02/11/2009
Contract end date	

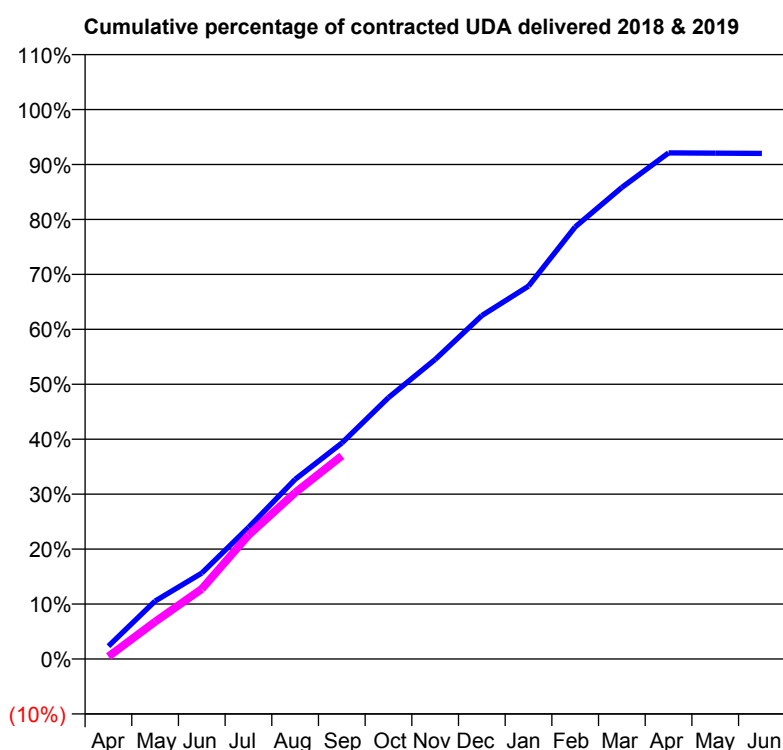
18/19 Contracted general activity (UDA)	28,000
Carry forward general activity (UDA)	539
18/19 Contracted orthodontic activity (UOA)	0
Carry forward orthodontic activity (UOA)	0
Baseline contract value	£721,373.00

## ACCESS\*

Patients seen in 24 months	Total	Change since previous quarter
Quarter ending September 2017	9,858	
Quarter ending December 2017	9,888	→
Quarter ending March 2018	10,194	↑
Quarter ending June 2018	10,364	→
Quarter ending September 2018	10,474	→
<b>Variance since September 2017</b>	<b>6.2%</b>	<b>↑</b>



## ACTIVITY



Adjusted Scheduled Activity (UDA)		
Month	2018	2019
April	597	129
May	2,687	1,898
June	3,991	3,569
July	6,107	6,311
August	8,338	8,476
September	10,019	10,355
October	12,133	
November	13,904	
December	15,940	
January	17,305	
February	20,052	
March	21,886	
April	23,486	
May	23,476	
June	23,461	

## QUALITY

	Quantity	Base Number	Contract	AT	Region	England
% of FP17s for the same patient ID Re-attending within 3 months - Children	84	1,773	4.7%	11.0%	11.1%	11.6%
% of FP17s for the same patient ID Re-attending within 3 months - Adults	588	4,615	12.7%	16.1%	15.3%	15.5%
% of FP17s for the same patient ID Re-attending between 3 & 9 months - Children	695	1,773	39.2%	55.6%	61.1%	58.8%
% of FP17s for the same patient ID Re-attending between 3 & 9 months - Adults	1,347	4,615	29.2%	48.8%	52.3%	51.1%
% of FP17s for Band 1 Urgent Courses	759	5,782	13.1%	10.0%	9.5%	9.0%
% of FP17s Relating to Free Repair or Replacements	27	5,782	0.5%	0.6%	0.7%	0.8%
% of FP17s Relating to Continuations	30	5,782	0.5%	0.7%	0.8%	0.9%
% of Patients satisfied with the dentistry they have received	10	11	90.9%	93.6%	93.6%	93.3%
% of Patients satisfied with the time they had to wait for an appointment	9	11	81.8%	88.9%	88.8%	88.9%

\* This is based on patients treated on this contract for their most recent course of treatment. Figures in italics indicate the base number of FP17s or Patient Questionnaire responses are less than 100. N/A is shown where the base number of responses is less than 10 during the period. % is calculated as Quantity/Base number\*100

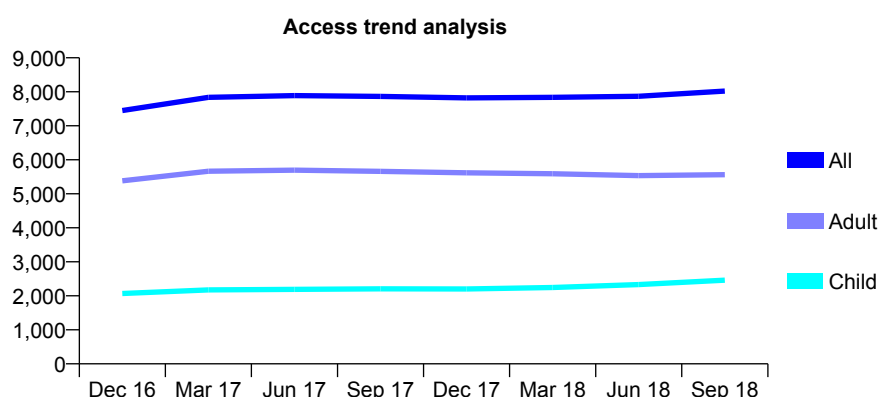
# Q67 - Vital Signs At a Glance Contract Report for 653136/0003 - September 2018

Name or company name	MS EJ HARTLE
Contract type name	GDS Contract
Purpose of contract	General
Contract start date	01/01/2010
Contract end date	

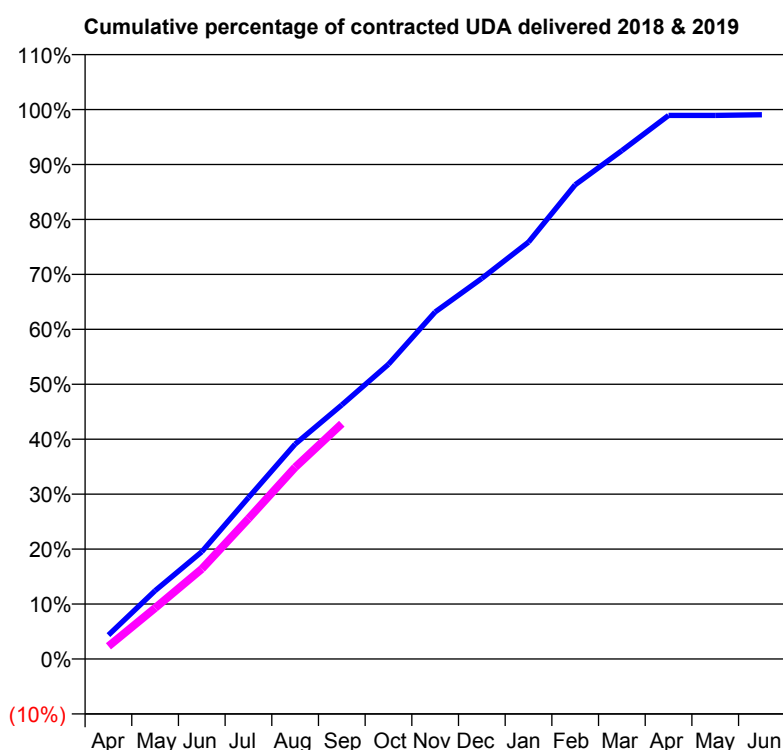
18/19 Contracted general activity (UDA)	18,000
Carry forward general activity (UDA)	173
18/19 Contracted orthodontic activity (UOA)	0
Carry forward orthodontic activity (UOA)	0
Baseline contract value	£444,191.53

## ACCESS\*

Patients seen in 24 months	Total	Change since previous quarter
Quarter ending September 2017	7,866	
Quarter ending December 2017	7,820	→
Quarter ending March 2018	7,836	→
Quarter ending June 2018	7,870	→
Quarter ending September 2018	8,023	→
<b>Variance since September 2017</b>	<b>2.0%</b>	<b>→</b>



## ACTIVITY



Adjusted Scheduled Activity (UDA)		
Month	2018	2019
April	786	418
May	2,240	1,670
June	3,516	2,949
July	5,289	4,598
August	7,040	6,278
September	8,321	7,706
October	9,654	
November	11,366	
December	12,467	
January	13,655	
February	15,533	
March	16,651	
April	17,807	
May	17,805	
June	17,826	

## QUALITY

	Quantity	Base Number	Contract	AT	Region	England
% of FP17s for the same patient ID Re-attending within 3 months - Children	84	1,921	4.4%	11.0%	11.1%	11.6%
% of FP17s for the same patient ID Re-attending within 3 months - Adults	350	3,558	9.8%	16.1%	15.3%	15.5%
% of FP17s for the same patient ID Re-attending between 3 & 9 months - Children	1,116	1,921	58.1%	55.6%	61.1%	58.8%
% of FP17s for the same patient ID Re-attending between 3 & 9 months - Adults	1,704	3,558	47.9%	48.8%	52.3%	51.1%
% of FP17s for Band 1 Urgent Courses	431	4,921	8.8%	10.0%	9.5%	9.0%
% of FP17s Relating to Free Repair or Replacements	15	4,921	0.3%	0.6%	0.7%	0.8%
% of FP17s Relating to Continuations	7	4,921	0.1%	0.7%	0.8%	0.9%
% of Patients satisfied with the dentistry they have received	3	3	N/A	93.6%	93.6%	93.3%
% of Patients satisfied with the time they had to wait for an appointment	3	3	N/A	88.9%	88.8%	88.9%

\* This is based on patients treated on this contract for their most recent course of treatment. Figures in italics indicate the base number of FP17s or Patient Questionnaire responses are less than 100. N/A is shown where the base number of responses is less than 10 during the period. % is calculated as Quantity/Base number\*100



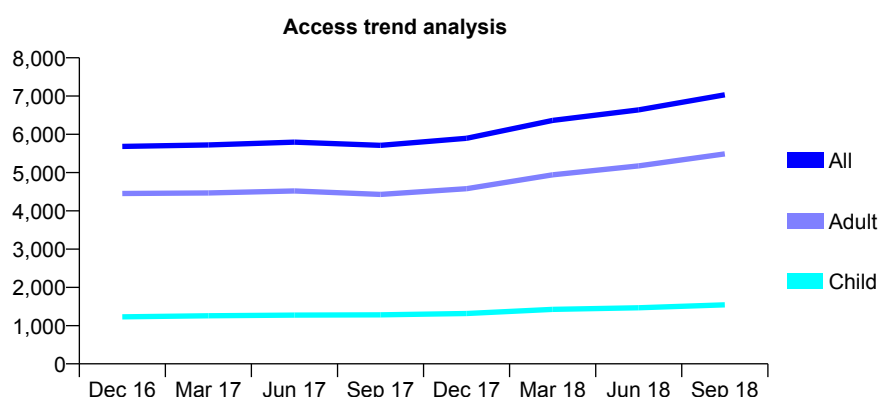
# Q67 - Vital Signs At a Glance Contract Report for 653136/0005 - September 2018

Name or company name	MS EJ HARTLE
Contract type name	GDS Contract
Purpose of contract	General
Contract start date	15/11/2010
Contract end date	

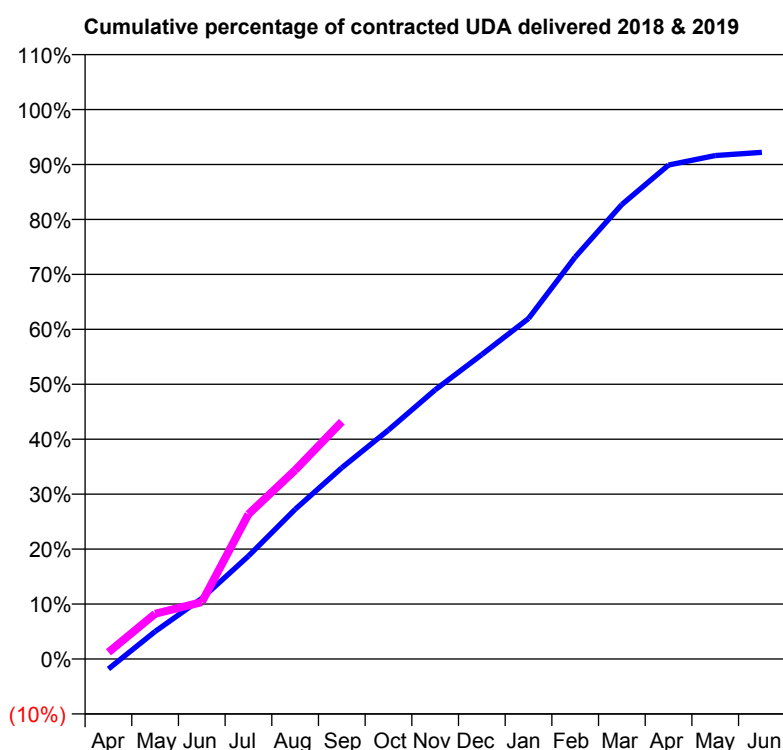
18/19 Contracted general activity (UDA)	20,000
Carry forward general activity (UDA)	0
18/19 Contracted orthodontic activity (UOA)	0
Carry forward orthodontic activity (UOA)	0
Baseline contract value	£512,670.01

## ACCESS\*

Patients seen in 24 months	Total	Change since previous quarter
Quarter ending September 2017	5,710	
Quarter ending December 2017	5,895	↑
Quarter ending March 2018	6,365	↑
Quarter ending June 2018	6,639	↑
Quarter ending September 2018	7,032	↑
<b>Variance since September 2017</b>	<b>23.2%</b>	<b>↑</b>



## ACTIVITY



Adjusted Scheduled Activity (UDA)		
Month	2018	2019
April	-291	246
May	803	1,647
June	1,765	2,068
July	2,998	5,273
August	4,357	6,875
September	5,570	8,639
October	6,668	
November	7,837	
December	8,867	
January	9,915	
February	11,705	
March	13,235	
April	14,382	
May	14,660	
June	14,753	

## QUALITY

	Quantity	Base Number	Contract	AT	Region	England
% of FP17s for the same patient ID Re-attending within 3 months - Children	58	1,060	5.5%	11.0%	11.1%	11.6%
% of FP17s for the same patient ID Re-attending within 3 months - Adults	466	3,868	12.0%	16.1%	15.3%	15.5%
% of FP17s for the same patient ID Re-attending between 3 & 9 months - Children	399	1,060	37.6%	55.6%	61.1%	58.8%
% of FP17s for the same patient ID Re-attending between 3 & 9 months - Adults	1,244	3,868	32.2%	48.8%	52.3%	51.1%
% of FP17s for Band 1 Urgent Courses	621	4,411	14.1%	10.0%	9.5%	9.0%
% of FP17s Relating to Free Repair or Replacements	15	4,411	0.3%	0.6%	0.7%	0.8%
% of FP17s Relating to Continuations	15	4,411	0.3%	0.7%	0.8%	0.9%
% of Patients satisfied with the dentistry they have received	6	6	N/A	93.6%	93.6%	93.3%
% of Patients satisfied with the time they had to wait for an appointment	6	6	N/A	88.9%	88.8%	88.9%

\* This is based on patients treated on this contract for their most recent course of treatment. Figures in italics indicate the base number of FP17s or Patient Questionnaire responses are less than 100. N/A is shown where the base number of responses is less than 10 during the period. % is calculated as Quantity/Base number\*100

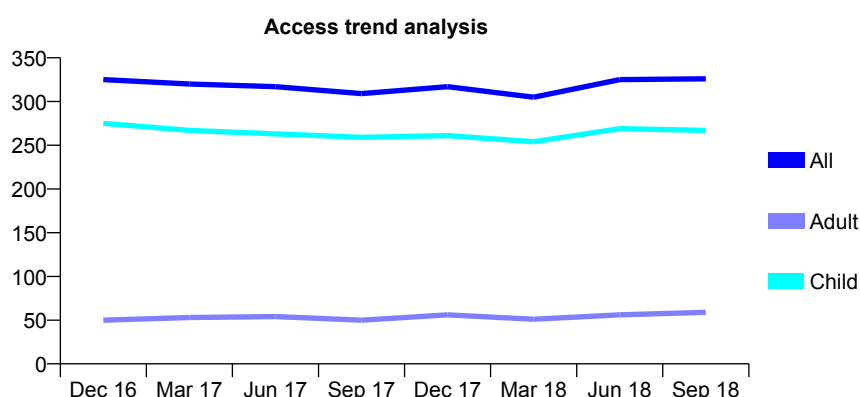
# Q67 - Vital Signs At a Glance Contract Report for 661635/0001 - September 2018

Name or company name	MR S SHARMA
Contract type name	GDS Contract
Purpose of contract	General
Contract start date	01/04/2006
Contract end date	

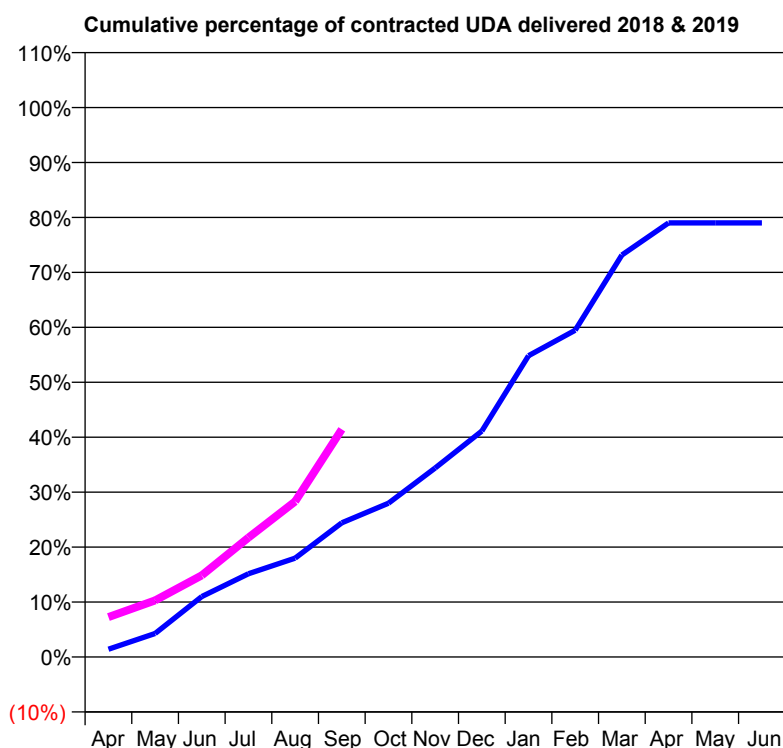
18/19 Contracted general activity (UDA)	701
Carry forward general activity (UDA)	0
18/19 Contracted orthodontic activity (UOA)	0
Carry forward orthodontic activity (UOA)	0
Baseline contract value	£17,335.12

## ACCESS\*

Patients seen in 24 months	Total	Change since previous quarter
Quarter ending September 2017	309	
Quarter ending December 2017	317	↑
Quarter ending March 2018	305	↓
Quarter ending June 2018	325	↑
Quarter ending September 2018	326	→
<b>Variance since September 2017</b>	<b>5.5%</b>	<b>↑</b>



## ACTIVITY



Adjusted Scheduled Activity (UDA)		
Month	2018	2019
April	10	51
May	30	72
June	77	104
July	106	152
August	126	198
September	171	290
October	196	
November	241	
December	288	
January	384	
February	417	
March	513	
April	554	
May	554	
June	554	

## QUALITY

	Quantity	Base Number	Contract	AT	Region	England
% of FP17s for the same patient ID Re-attending within 3 months - Children	18	205	8.8%	11.0%	11.1%	11.6%
% of FP17s for the same patient ID Re-attending within 3 months - Adults	2	23	8.7%	16.1%	15.3%	15.5%
% of FP17s for the same patient ID Re-attending between 3 & 9 months - Children	100	205	48.8%	55.6%	61.1%	58.8%
% of FP17s for the same patient ID Re-attending between 3 & 9 months - Adults	12	23	52.2%	48.8%	52.3%	51.1%
% of FP17s for Band 1 Urgent Courses	2	213	0.9%	10.0%	9.5%	9.0%
% of FP17s Relating to Free Repair or Replacements	0	213	0.0%	0.6%	0.7%	0.8%
% of FP17s Relating to Continuations	0	213	0.0%	0.7%	0.8%	0.9%
% of Patients satisfied with the dentistry they have received	0	0	N/A	93.6%	93.6%	93.3%
% of Patients satisfied with the time they had to wait for an appointment	0	0	N/A	88.9%	88.8%	88.9%

\* This is based on patients treated on this contract for their most recent course of treatment. Figures in italics indicate the base number of FP17s or Patient Questionnaire responses are less than 100. N/A is shown where the base number of responses is less than 10 during the period. % is calculated as Quantity/Base number\*100

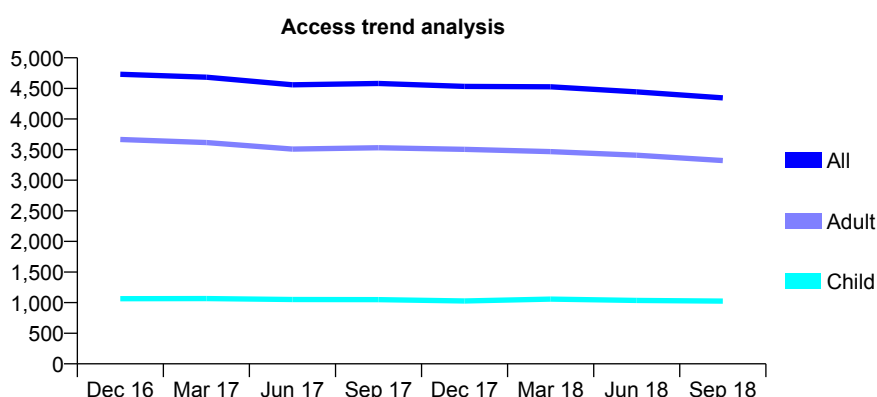
## Q67 - Vital Signs At a Glance Contract Report for 664197/0001 - September 2018

Name or company name	MR D RYAN
Contract type name	GDS Contract
Purpose of contract	General
Contract start date	01/04/2006
Contract end date	

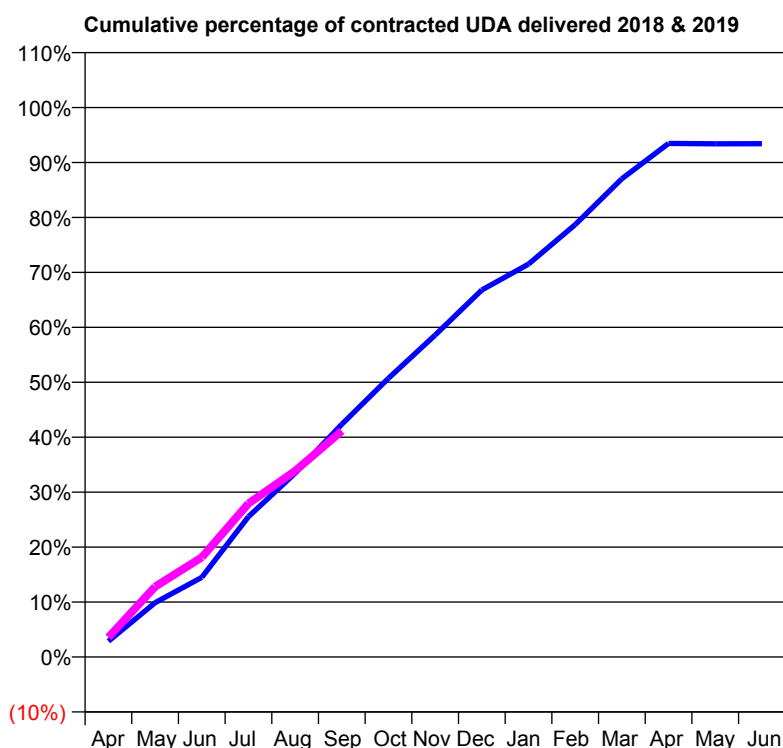
18/19 Contracted general activity (UDA)	14,200
Carry forward general activity (UDA)	0
18/19 Contracted orthodontic activity (UOA)	0
Carry forward orthodontic activity (UOA)	0
Baseline contract value	£354,994.50

### ACCESS\*

Patients seen in 24 months	Total	Change since previous quarter
Quarter ending September 2017	4,580	
Quarter ending December 2017	4,532	↓
Quarter ending March 2018	4,526	→
Quarter ending June 2018	4,444	↓
Quarter ending September 2018	4,345	↓
<b>Variance since September 2017</b>	<b>(5.1%)</b>	<b>↓</b>



### ACTIVITY



Adjusted Scheduled Activity (UDA)		
Month	2018	2019
April	407	509
May	1,405	1,817
June	2,059	2,575
July	3,626	3,968
August	4,750	4,808
September	6,015	5,841
October	7,203	
November	8,322	
December	9,485	
January	10,152	
February	11,175	
March	12,357	
April	13,271	
May	13,263	
June	13,265	

### QUALITY

	Quantity	Base Number	Contract	AT	Region	England
% of FP17s for the same patient ID Re-attending within 3 months - Children	44	684	6.4%	11.0%	11.1%	11.6%
% of FP17s for the same patient ID Re-attending within 3 months - Adults	325	2,144	15.2%	16.1%	15.3%	15.5%
% of FP17s for the same patient ID Re-attending between 3 & 9 months - Children	316	684	46.2%	55.6%	61.1%	58.8%
% of FP17s for the same patient ID Re-attending between 3 & 9 months - Adults	899	2,144	41.9%	48.8%	52.3%	51.1%
% of FP17s for Band 1 Urgent Courses	381	2,496	15.3%	10.0%	9.5%	9.0%
% of FP17s Relating to Free Repair or Replacements	8	2,496	0.3%	0.6%	0.7%	0.8%
% of FP17s Relating to Continuations	1	2,496	0.0%	0.7%	0.8%	0.9%
% of Patients satisfied with the dentistry they have received	4	4	N/A	93.6%	93.6%	93.3%
% of Patients satisfied with the time they had to wait for an appointment	3	4	N/A	88.9%	88.8%	88.9%

\* This is based on patients treated on this contract for their most recent course of treatment. Figures in italics indicate the base number of FP17s or Patient Questionnaire responses are less than 100. N/A is shown where the base number of responses is less than 10 during the period. % is calculated as Quantity/Base number\*100

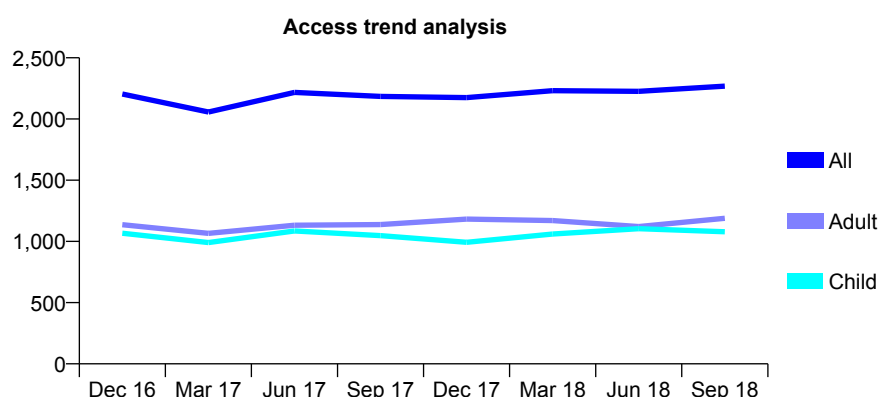
# Q67 - Vital Signs At a Glance Contract Report for 664197/0005 - September 2018

Name or company name	MR D RYAN
Contract type name	PDS Contract
Purpose of contract	General
Contract start date	01/04/2007
Contract end date	31/03/2026

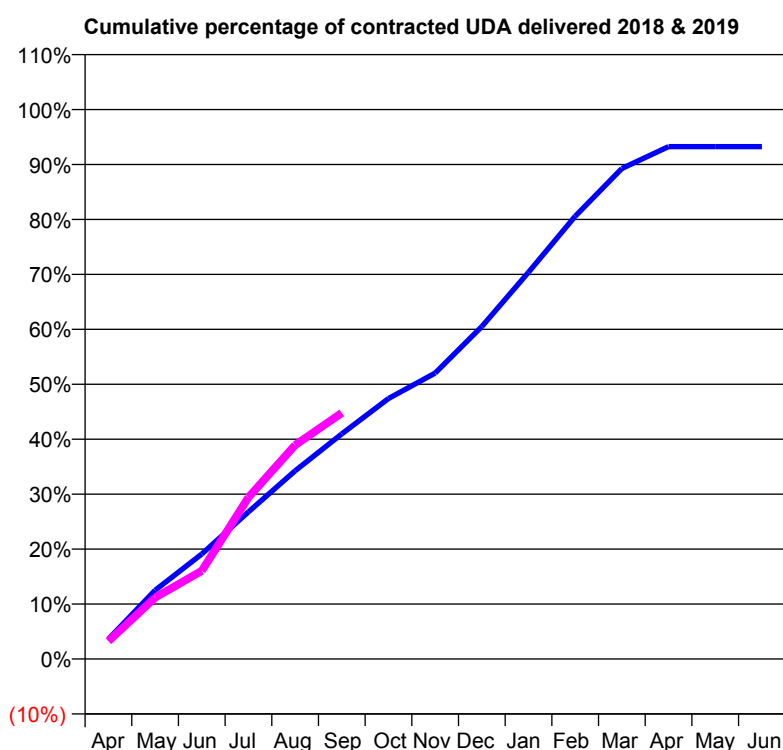
18/19 Contracted general activity (UDA)	7,262
Carry forward general activity (UDA)	0
18/19 Contracted orthodontic activity (UOA)	0
Carry forward orthodontic activity (UOA)	0
Baseline contract value	£369,403.80

## ACCESS\*

Patients seen in 24 months	Total	Change since previous quarter
Quarter ending September 2017	2,185	
Quarter ending December 2017	2,175	→
Quarter ending March 2018	2,231	↑
Quarter ending June 2018	2,226	→
Quarter ending September 2018	2,268	→
<b>Variance since September 2017</b>	<b>3.8%</b>	<b>↑</b>



## ACTIVITY



Adjusted Scheduled Activity (UDA)		
Month	2018	2019
April	264	235
May	908	812
June	1,388	1,166
July	1,944	2,136
August	2,487	2,827
September	2,975	3,253
October	3,443	
November	3,779	
December	4,394	
January	5,111	
February	5,852	
March	6,482	
April	6,771	
May	6,771	
June	6,771	

## QUALITY

	Quantity	Base Number	Contract	AT	Region	England
% of FP17s for the same patient ID Re-attending within 3 months - Children	4	605	0.7%	11.0%	11.1%	11.6%
% of FP17s for the same patient ID Re-attending within 3 months - Adults	13	586	2.2%	16.1%	15.3%	15.5%
% of FP17s for the same patient ID Re-attending between 3 & 9 months - Children	1	605	0.2%	55.6%	61.1%	58.8%
% of FP17s for the same patient ID Re-attending between 3 & 9 months - Adults	2	586	0.3%	48.8%	52.3%	51.1%
% of FP17s for Band 1 Urgent Courses	0	1,093	0.0%	10.0%	9.5%	9.0%
% of FP17s Relating to Free Repair or Replacements	1	1,093	0.1%	0.6%	0.7%	0.8%
% of FP17s Relating to Continuations	4	1,093	0.4%	0.7%	0.8%	0.9%
% of Patients satisfied with the dentistry they have received	0	0	N/A	93.6%	93.6%	93.3%
% of Patients satisfied with the time they had to wait for an appointment	0	0	N/A	88.9%	88.8%	88.9%

\* This is based on patients treated on this contract for their most recent course of treatment. Figures in italics indicate the base number of FP17s or Patient Questionnaire responses are less than 100. N/A is shown where the base number of responses is less than 10 during the period. % is calculated as Quantity/Base number\*100

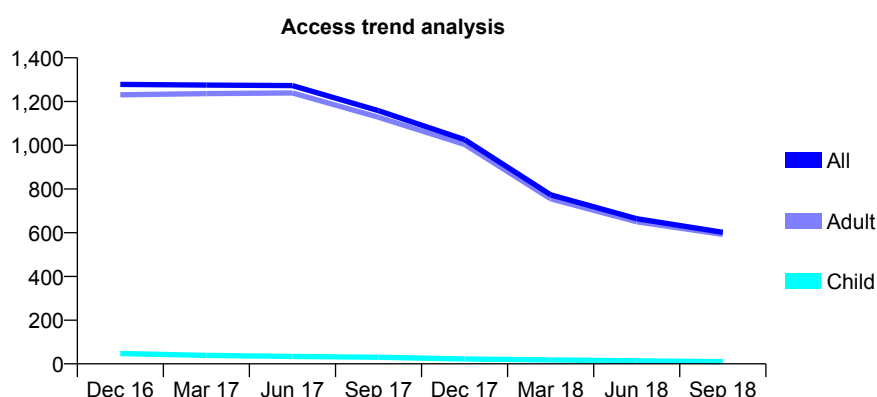
# Q67 - Vital Signs At a Glance Contract Report for 664197/0008 - September 2018

Name or company name	MR D RYAN
Contract type name	PDS Contract
Purpose of contract	General
Contract start date	01/04/2011
Contract end date	31/03/2026

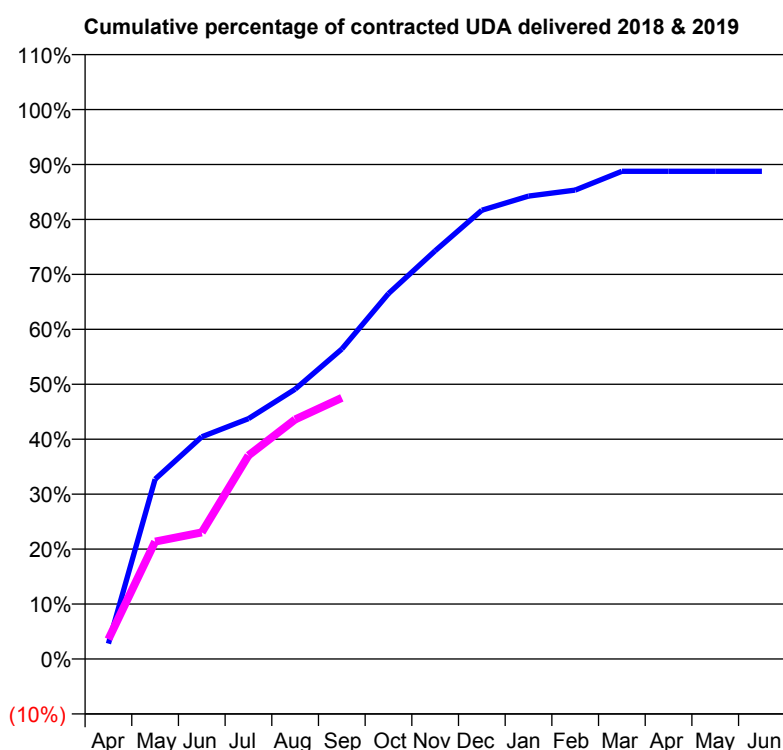
18/19 Contracted general activity (UDA)	1,250
Carry forward general activity (UDA)	0
18/19 Contracted orthodontic activity (UOA)	0
Carry forward orthodontic activity (UOA)	0
Baseline contract value	£42,840.40

## ACCESS\*

Patients seen in 24 months	Total	Change since previous quarter
Quarter ending September 2017	1,158	
Quarter ending December 2017	1,026	↓
Quarter ending March 2018	773	↓
Quarter ending June 2018	664	↓
Quarter ending September 2018	602	↓
<b>Variance since September 2017</b>	<b>(48.0%)</b>	↓



## ACTIVITY



Adjusted Scheduled Activity (UDA)		
Month	2018	2019
April	39	45
May	457	267
June	565	288
July	611	463
August	686	545
September	788	594
October	929	
November	1,038	
December	1,141	
January	1,177	
February	1,192	
March	1,240	
April	1,240	
May	1,240	
June	1,240	

## QUALITY

	Quantity	Base Number	Contract	AT	Region	England
% of FP17s for the same patient ID Re-attending within 3 months - Children	0	4	0.0%	11.0%	11.1%	11.6%
% of FP17s for the same patient ID Re-attending within 3 months - Adults	0	198	0.0%	16.1%	15.3%	15.5%
% of FP17s for the same patient ID Re-attending between 3 & 9 months - Children	0	4	0.0%	55.6%	61.1%	58.8%
% of FP17s for the same patient ID Re-attending between 3 & 9 months - Adults	1	198	0.5%	48.8%	52.3%	51.1%
% of FP17s for Band 1 Urgent Courses	0	202	0.0%	10.0%	9.5%	9.0%
% of FP17s Relating to Free Repair or Replacements	0	202	0.0%	0.6%	0.7%	0.8%
% of FP17s Relating to Continuations	0	202	0.0%	0.7%	0.8%	0.9%
% of Patients satisfied with the dentistry they have received	0	0	N/A	93.6%	93.6%	93.3%
% of Patients satisfied with the time they had to wait for an appointment	0	0	N/A	88.9%	88.8%	88.9%

\* This is based on patients treated on this contract for their most recent course of treatment. Figures in italics indicate the base number of FP17s or Patient Questionnaire responses are less than 100. N/A is shown where the base number of responses is less than 10 during the period. % is calculated as Quantity/Base number\*100

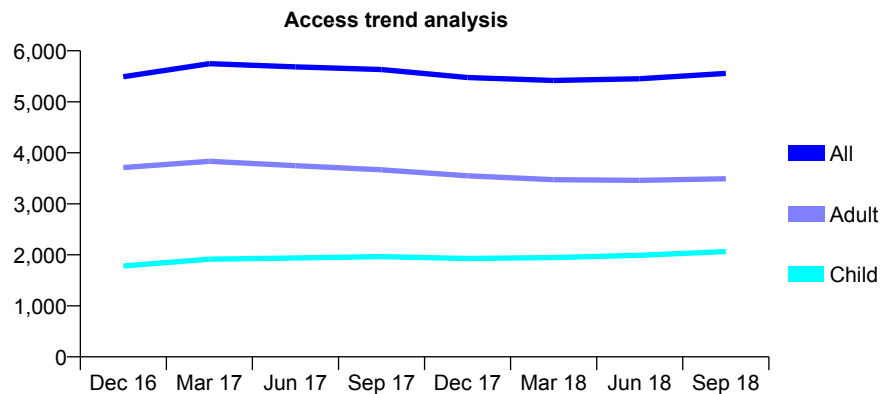
## Q67 - Vital Signs At a Glance Contract Report for 678481/0001 - September 2018

Name or company name	MR R TRIVEDI
Contract type name	GDS Contract
Purpose of contract	General
Contract start date	01/04/2006
Contract end date	

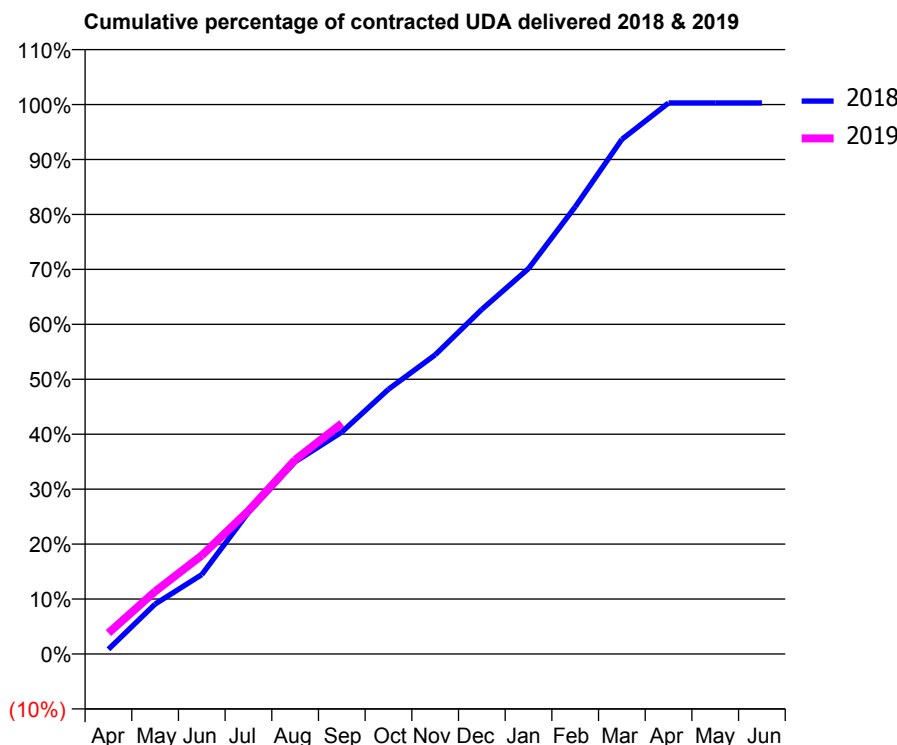
18/19 Contracted general activity (UDA)	15,541
Carry forward general activity (UDA)	0
18/19 Contracted orthodontic activity (UOA)	0
Carry forward orthodontic activity (UOA)	0
Baseline contract value	£405,695.57

### ACCESS\*

Patients seen in 24 months	Total	Change since previous quarter
Quarter ending September 2017	5,633	
Quarter ending December 2017	5,476	↓
Quarter ending March 2018	5,418	↓
Quarter ending June 2018	5,451	→
Quarter ending September 2018	5,556	→
<b>Variance since September 2017</b>	<b>(1.4%)</b>	<b>↓</b>



### ACTIVITY



Adjusted Scheduled Activity (UDA)		
Month	2018	2019
April	134	592
May	1,412	1,771
June	2,245	2,788
July	4,007	4,051
August	5,435	5,491
September	6,277	6,524
October	7,486	
November	8,461	
December	9,745	
January	10,901	
February	12,647	
March	14,556	
April	15,583	
May	15,583	
June	15,583	

### QUALITY

	Quantity	Base Number	Contract	AT	Region	England
% of FP17s for the same patient ID Re-attending within 3 months - Children	139	1,609	8.6%	11.0%	11.1%	11.6%
% of FP17s for the same patient ID Re-attending within 3 months - Adults	325	2,173	15.0%	16.1%	15.3%	15.5%
% of FP17s for the same patient ID Re-attending between 3 & 9 months - Children	866	1,609	53.8%	55.6%	61.1%	58.8%
% of FP17s for the same patient ID Re-attending between 3 & 9 months - Adults	954	2,173	43.9%	48.8%	52.3%	51.1%
% of FP17s for Band 1 Urgent Courses	435	3,344	13.0%	10.0%	9.5%	9.0%
% of FP17s Relating to Free Repair or Replacements	9	3,344	0.3%	0.6%	0.7%	0.8%
% of FP17s Relating to Continuations	45	3,344	1.3%	0.7%	0.8%	0.9%
% of Patients satisfied with the dentistry they have received	2	4	N/A	93.6%	93.6%	93.3%
% of Patients satisfied with the time they had to wait for an appointment	2	4	N/A	88.9%	88.8%	88.9%

\* This is based on patients treated on this contract for their most recent course of treatment. Figures in italics indicate the base number of FP17s or Patient Questionnaire responses are less than 100. N/A is shown where the base number of responses is less than 10 during the period. % is calculated as Quantity/Base number\*100

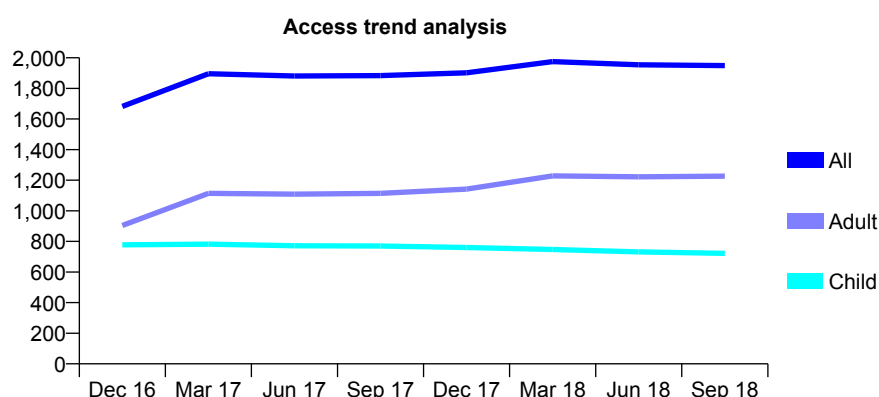
# Q67 - Vital Signs At a Glance Contract Report for 687421/0001 - September 2018

Name or company name	MR VM MOODALEY
Contract type name	GDS Contract
Purpose of contract	General
Contract start date	09/05/2011
Contract end date	

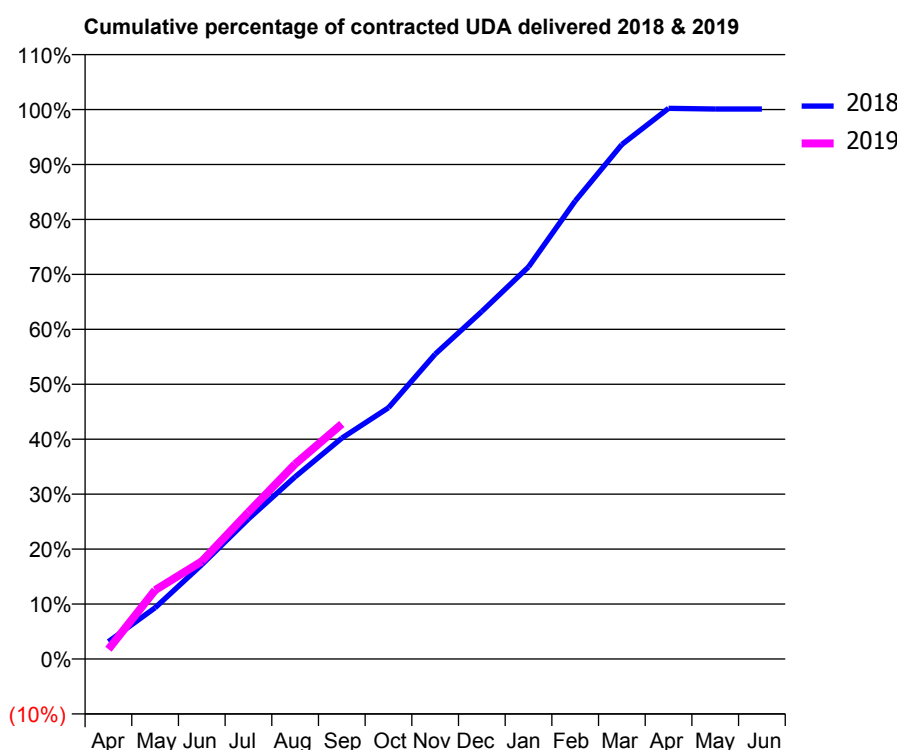
18/19 Contracted general activity (UDA)	5,770
Carry forward general activity (UDA)	0
18/19 Contracted orthodontic activity (UOA)	0
Carry forward orthodontic activity (UOA)	0
Baseline contract value	£129,697.00

## ACCESS\*

Patients seen in 24 months	Total	Change since previous quarter
Quarter ending September 2017	1,884	
Quarter ending December 2017	1,902	→
Quarter ending March 2018	1,975	↑
Quarter ending June 2018	1,954	↓
Quarter ending September 2018	1,949	→
<b>Variance since September 2017</b>	<b>3.5%</b>	<b>↑</b>



## ACTIVITY



Adjusted Scheduled Activity (UDA)		
Month	2018	2019
April	183	103
May	538	724
June	991	1,026
July	1,471	1,542
August	1,914	2,048
September	2,320	2,468
October	2,639	
November	3,201	
December	3,649	
January	4,118	
February	4,809	
March	5,403	
April	5,782	
May	5,776	
June	5,775	

## QUALITY

	Quantity	Base Number	Contract	AT	Region	England
% of FP17s for the same patient ID Re-attending within 3 months - Children	22	569	3.9%	11.0%	11.1%	11.6%
% of FP17s for the same patient ID Re-attending within 3 months - Adults	67	702	9.5%	16.1%	15.3%	15.5%
% of FP17s for the same patient ID Re-attending between 3 & 9 months - Children	382	569	67.1%	55.6%	61.1%	58.8%
% of FP17s for the same patient ID Re-attending between 3 & 9 months - Adults	442	702	63.0%	48.8%	52.3%	51.1%
% of FP17s for Band 1 Urgent Courses	26	1,164	2.2%	10.0%	9.5%	9.0%
% of FP17s Relating to Free Repair or Replacements	0	1,164	0.0%	0.6%	0.7%	0.8%
% of FP17s Relating to Continuations	0	1,164	0.0%	0.7%	0.8%	0.9%
% of Patients satisfied with the dentistry they have received	2	2	N/A	93.6%	93.6%	93.3%
% of Patients satisfied with the time they had to wait for an appointment	2	2	N/A	88.9%	88.8%	88.9%

\* This is based on patients treated on this contract for their most recent course of treatment. Figures in italics indicate the base number of FP17s or Patient Questionnaire responses are less than 100. N/A is shown where the base number of responses is less than 10 during the period. % is calculated as Quantity/Base number\*100



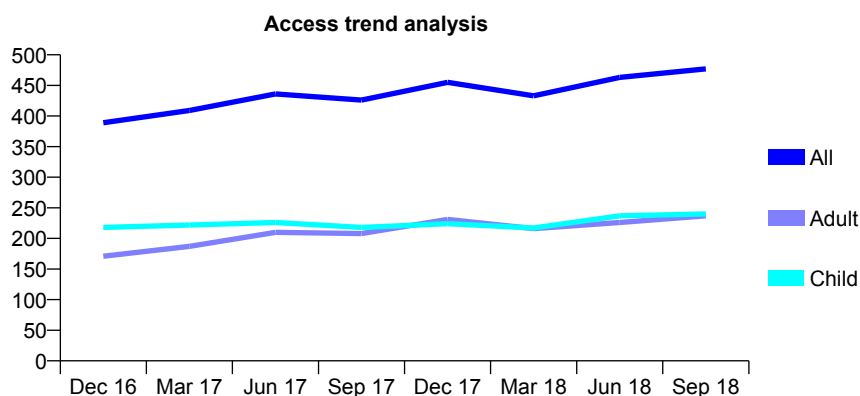
## Q67 - Vital Signs At a Glance Contract Report for 719439/0001 - September 2018

Name or company name	MR JR PATEL
Contract type name	GDS Contract
Purpose of contract	General
Contract start date	01/04/2014
Contract end date	

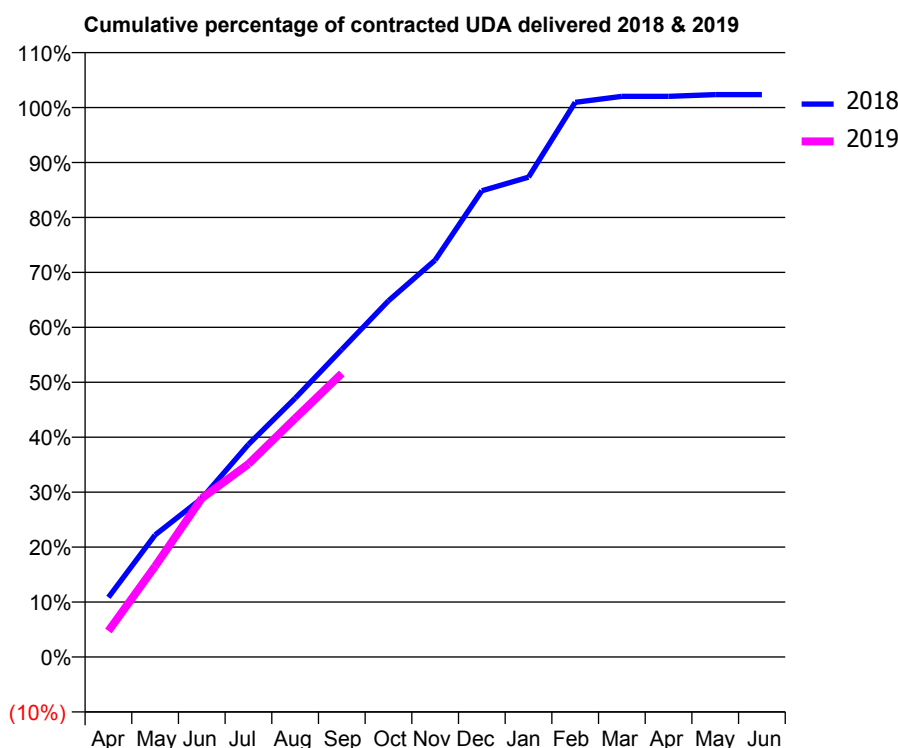
18/19 Contracted general activity (UDA)	1,000
Carry forward general activity (UDA)	0
18/19 Contracted orthodontic activity (UOA)	0
Carry forward orthodontic activity (UOA)	0
Baseline contract value	£24,729.11

### ACCESS\*

Patients seen in 24 months	Total	Change since previous quarter
Quarter ending September 2017	426	
Quarter ending December 2017	455	↑
Quarter ending March 2018	433	↓
Quarter ending June 2018	463	↑
Quarter ending September 2018	477	↑
<b>Variance since September 2017</b>	<b>12.0%</b>	<b>↑</b>



### ACTIVITY



Adjusted Scheduled Activity (UDA)		
Month	2018	2019
April	109	47
May	222	165
June	289	289
July	387	351
August	471	434
September	560	516
October	648	
November	722	
December	849	
January	873	
February	1,009	
March	1,020	
April	1,020	
May	1,023	
June	1,023	

### QUALITY

	Quantity	Base Number	Contract	AT	Region	England
% of FP17s for the same patient ID Re-attending within 3 months - Children	10	242	4.1%	11.0%	11.1%	11.6%
% of FP17s for the same patient ID Re-attending within 3 months - Adults	7	119	5.9%	16.1%	15.3%	15.5%
% of FP17s for the same patient ID Re-attending between 3 & 9 months - Children	170	242	70.2%	55.6%	61.1%	58.8%
% of FP17s for the same patient ID Re-attending between 3 & 9 months - Adults	43	119	36.1%	48.8%	52.3%	51.1%
% of FP17s for Band 1 Urgent Courses	20	357	5.6%	10.0%	9.5%	9.0%
% of FP17s Relating to Free Repair or Replacements	0	357	0.0%	0.6%	0.7%	0.8%
% of FP17s Relating to Continuations	0	357	0.0%	0.7%	0.8%	0.9%
% of Patients satisfied with the dentistry they have received	0	0	N/A	93.6%	93.6%	93.3%
% of Patients satisfied with the time they had to wait for an appointment	0	0	N/A	88.9%	88.8%	88.9%

\* This is based on patients treated on this contract for their most recent course of treatment. Figures in italics indicate the base number of FP17s or Patient Questionnaire responses are less than 100. N/A is shown where the base number of responses is less than 10 during the period. % is calculated as Quantity/Base number\*100

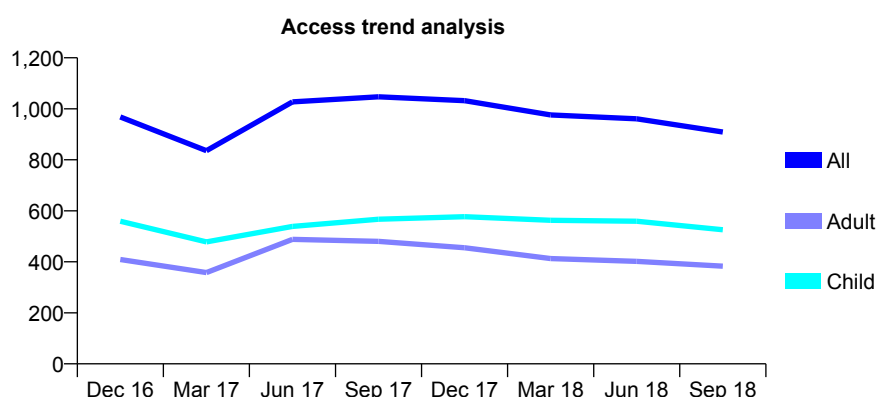
# Q67 - Vital Signs At a Glance Contract Report for 732214/0001 - September 2018

Name or company name	MR RH KING
Contract type name	GDS Contract
Purpose of contract	General
Contract start date	01/04/2006
Contract end date	

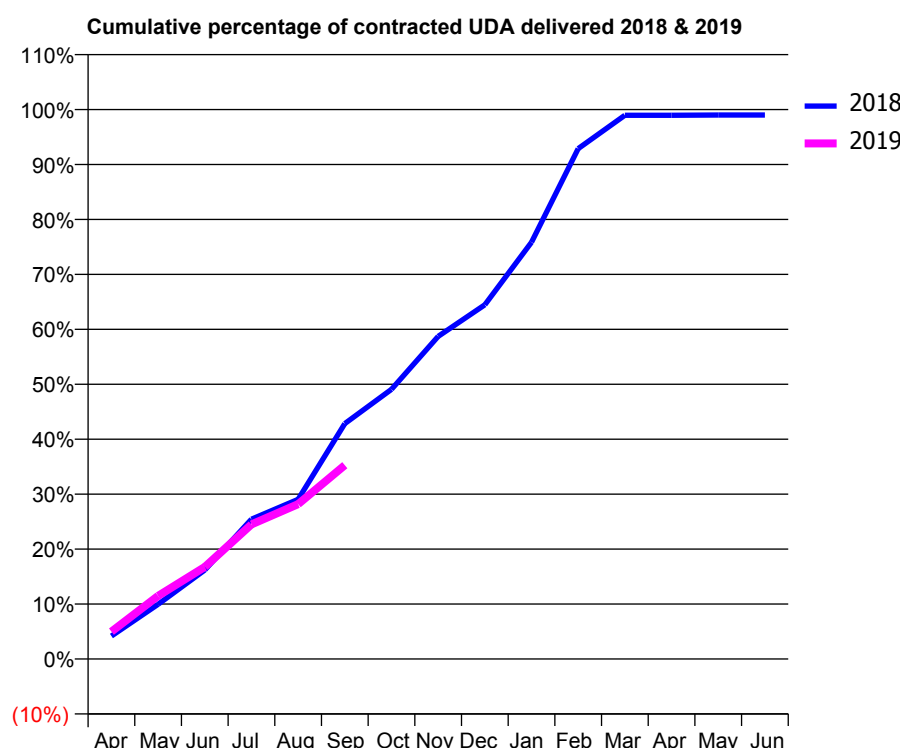
18/19 Contracted general activity (UDA)	2,399
Carry forward general activity (UDA)	24
18/19 Contracted orthodontic activity (UOA)	0
Carry forward orthodontic activity (UOA)	0
Baseline contract value	£78,052.48

## ACCESS\*

Patients seen in 24 months	Total	Change since previous quarter
Quarter ending September 2017	1,047	
Quarter ending December 2017	1,032	↓
Quarter ending March 2018	976	↓
Quarter ending June 2018	961	↓
Quarter ending September 2018	909	↓
<b>Variance since September 2017</b>	<b>(13.2%)</b>	<b>↓</b>



## ACTIVITY



Adjusted Scheduled Activity (UDA)		
Month	2018	2019
April	100	120
May	239	276
June	389	402
July	610	588
August	697	676
September	1,028	846
October	1,178	
November	1,409	
December	1,546	
January	1,820	
February	2,228	
March	2,374	
April	2,374	
May	2,375	
June	2,375	

## QUALITY

	Quantity	Base Number	Contract	AT	Region	England
% of FP17s for the same patient ID Re-attending within 3 months - Children	8	323	2.5%	11.0%	11.1%	11.6%
% of FP17s for the same patient ID Re-attending within 3 months - Adults	27	186	14.5%	16.1%	15.3%	15.5%
% of FP17s for the same patient ID Re-attending between 3 & 9 months - Children	146	323	45.2%	55.6%	61.1%	58.8%
% of FP17s for the same patient ID Re-attending between 3 & 9 months - Adults	63	186	33.9%	48.8%	52.3%	51.1%
% of FP17s for Band 1 Urgent Courses	41	508	8.1%	10.0%	9.5%	9.0%
% of FP17s Relating to Free Repair or Replacements	0	508	0.0%	0.6%	0.7%	0.8%
% of FP17s Relating to Continuations	6	508	1.2%	0.7%	0.8%	0.9%
% of Patients satisfied with the dentistry they have received	0	0	N/A	93.6%	93.6%	93.3%
% of Patients satisfied with the time they had to wait for an appointment	0	0	N/A	88.9%	88.8%	88.9%

\* This is based on patients treated on this contract for their most recent course of treatment. Figures in italics indicate the base number of FP17s or Patient Questionnaire responses are less than 100. N/A is shown where the base number of responses is less than 10 during the period. % is calculated as Quantity/Base number\*100

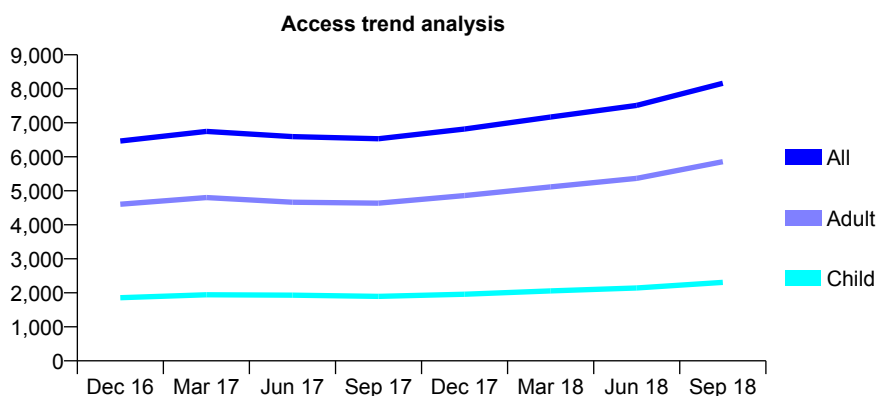
## Q67 - Vital Signs At a Glance Contract Report for 736643/0001 - September 2018

Name or company name	MR RM BROWNE
Contract type name	GDS Contract
Purpose of contract	General
Contract start date	01/04/2006
Contract end date	

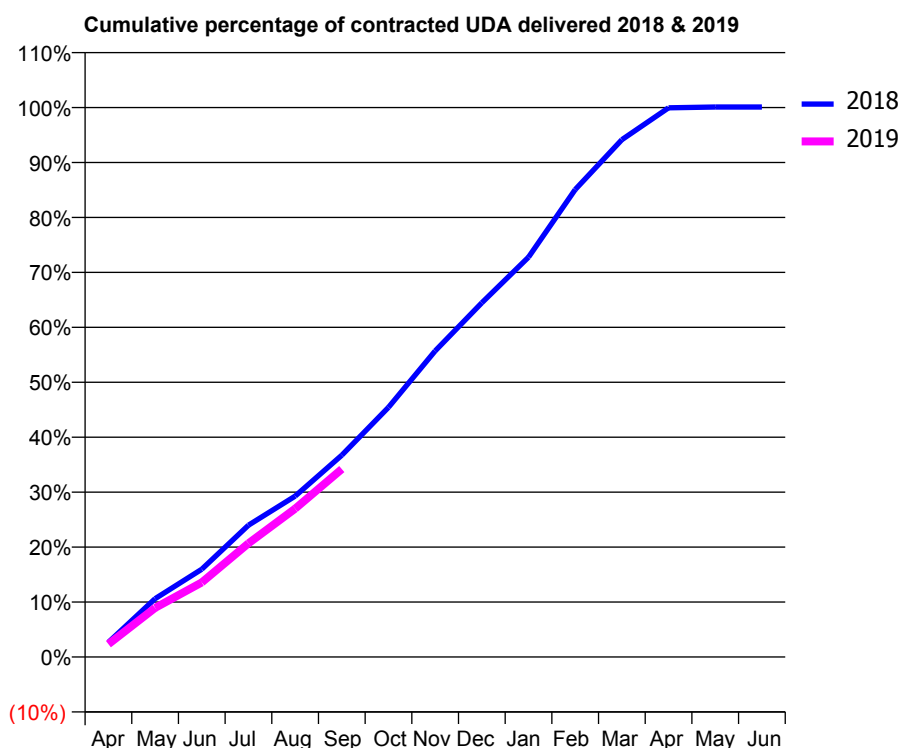
18/19 Contracted general activity (UDA)	28,666
Carry forward general activity (UDA)	0
18/19 Contracted orthodontic activity (UOA)	0
Carry forward orthodontic activity (UOA)	0
Baseline contract value	£704,966.97

### ACCESS\*

Patients seen in 24 months	Total	Change since previous quarter
Quarter ending September 2017	6,533	
Quarter ending December 2017	6,818	↑
Quarter ending March 2018	7,171	↑
Quarter ending June 2018	7,511	↑
Quarter ending September 2018	8,164	↑
<b>Variance since September 2017</b>	<b>25.0%</b>	<b>↑</b>



### ACTIVITY



Adjusted Scheduled Activity (UDA)		
Month	2018	2019
April	449	674
May	1,770	2,560
June	2,663	3,894
July	3,997	5,929
August	4,878	7,737
September	6,123	9,803
October	7,575	
November	9,286	
December	10,744	
January	12,126	
February	14,179	
March	15,689	
April	16,658	
May	16,681	
June	16,679	

### QUALITY

	Quantity	Base Number	Contract	AT	Region	England
% of FP17s for the same patient ID Re-attending within 3 months - Children	119	1,476	8.1%	11.0%	11.1%	11.6%
% of FP17s for the same patient ID Re-attending within 3 months - Adults	705	3,971	17.8%	16.1%	15.3%	15.5%
% of FP17s for the same patient ID Re-attending between 3 & 9 months - Children	559	1,476	37.9%	55.6%	61.1%	58.8%
% of FP17s for the same patient ID Re-attending between 3 & 9 months - Adults	1,421	3,971	35.8%	48.8%	52.3%	51.1%
% of FP17s for Band 1 Urgent Courses	880	5,016	17.5%	10.0%	9.5%	9.0%
% of FP17s Relating to Free Repair or Replacements	24	5,016	0.5%	0.6%	0.7%	0.8%
% of FP17s Relating to Continuations	14	5,016	0.3%	0.7%	0.8%	0.9%
% of Patients satisfied with the dentistry they have received	3	3	N/A	93.6%	93.6%	93.3%
% of Patients satisfied with the time they had to wait for an appointment	3	3	N/A	88.9%	88.8%	88.9%

\* This is based on patients treated on this contract for their most recent course of treatment. Figures in italics indicate the base number of FP17s or Patient Questionnaire responses are less than 100. N/A is shown where the base number of responses is less than 10 during the period. % is calculated as Quantity/Base number\*100

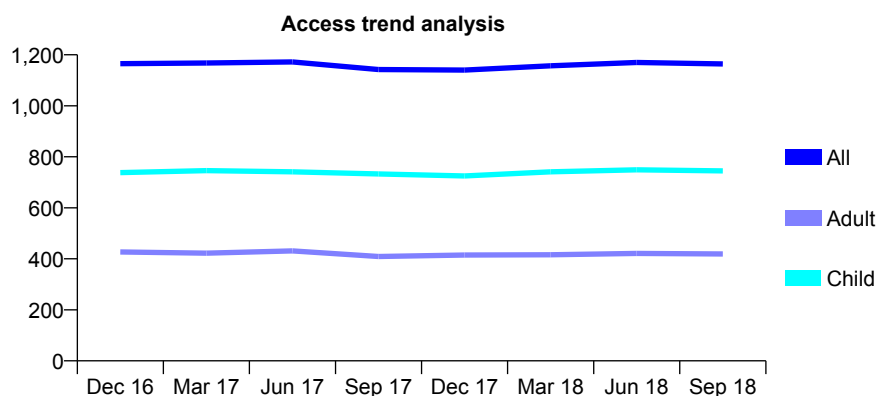
## Q67 - Vital Signs At a Glance Contract Report for 740160/0002 - September 2018

Name or company name	MISS HS ABEL
Contract type name	GDS Contract
Purpose of contract	General
Contract start date	01/05/2006
Contract end date	

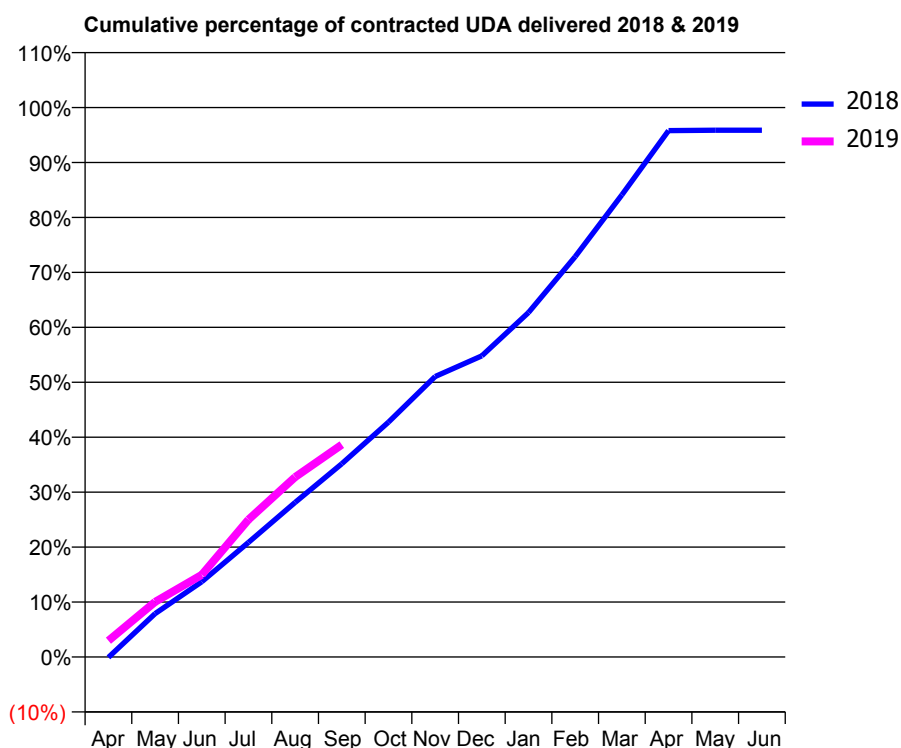
18/19 Contracted general activity (UDA)	2,394
Carry forward general activity (UDA)	0
18/19 Contracted orthodontic activity (UOA)	0
Carry forward orthodontic activity (UOA)	0
Baseline contract value	£59,852.68

### ACCESS\*

Patients seen in 24 months	Total	Change since previous quarter
Quarter ending September 2017	1,142	
Quarter ending December 2017	1,140	→
Quarter ending March 2018	1,157	→
Quarter ending June 2018	1,170	→
Quarter ending September 2018	1,164	→
<b>Variance since September 2017</b>	<b>1.9%</b>	<b>→</b>



### ACTIVITY



Adjusted Scheduled Activity (UDA)		
Month	2018	2019
April	-2	71
May	189	240
June	328	358
July	499	598
August	674	784
September	842	925
October	1,023	
November	1,222	
December	1,312	
January	1,501	
February	1,744	
March	2,013	
April	2,293	
May	2,295	
June	2,295	

### QUALITY

	Quantity	Base Number	Contract	AT	Region	England
% of FP17s for the same patient ID Re-attending within 3 months - Children	25	462	5.4%	11.0%	11.1%	11.6%
% of FP17s for the same patient ID Re-attending within 3 months - Adults	20	192	10.4%	16.1%	15.3%	15.5%
% of FP17s for the same patient ID Re-attending between 3 & 9 months - Children	250	462	54.1%	55.6%	61.1%	58.8%
% of FP17s for the same patient ID Re-attending between 3 & 9 months - Adults	71	192	37.0%	48.8%	52.3%	51.1%
% of FP17s for Band 1 Urgent Courses	22	564	3.9%	10.0%	9.5%	9.0%
% of FP17s Relating to Free Repair or Replacements	0	564	0.0%	0.6%	0.7%	0.8%
% of FP17s Relating to Continuations	0	564	0.0%	0.7%	0.8%	0.9%
% of Patients satisfied with the dentistry they have received	0	0	N/A	93.6%	93.6%	93.3%
% of Patients satisfied with the time they had to wait for an appointment	0	0	N/A	88.9%	88.8%	88.9%

\* This is based on patients treated on this contract for their most recent course of treatment. Figures in italics indicate the base number of FP17s or Patient Questionnaire responses are less than 100. N/A is shown where the base number of responses is less than 10 during the period. % is calculated as Quantity/Base number\*100

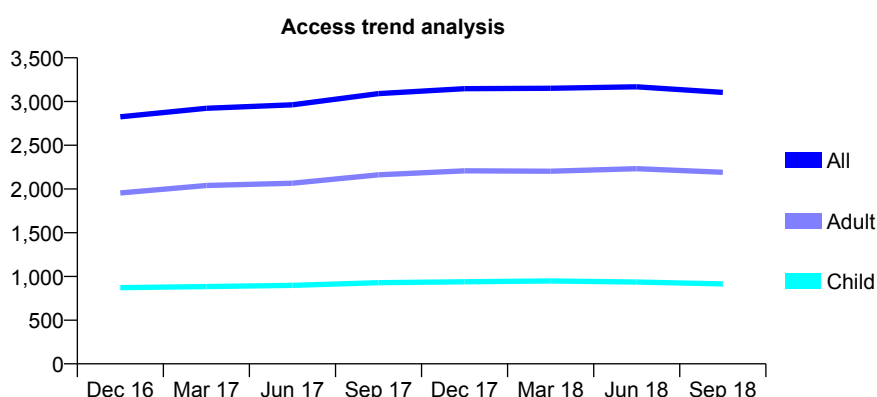
# Q67 - Vital Signs At a Glance Contract Report for 741299/0001 - September 2018

Name or company name	MISS DH QUIGLEY
Contract type name	GDS Contract
Purpose of contract	General
Contract start date	01/04/2006
Contract end date	

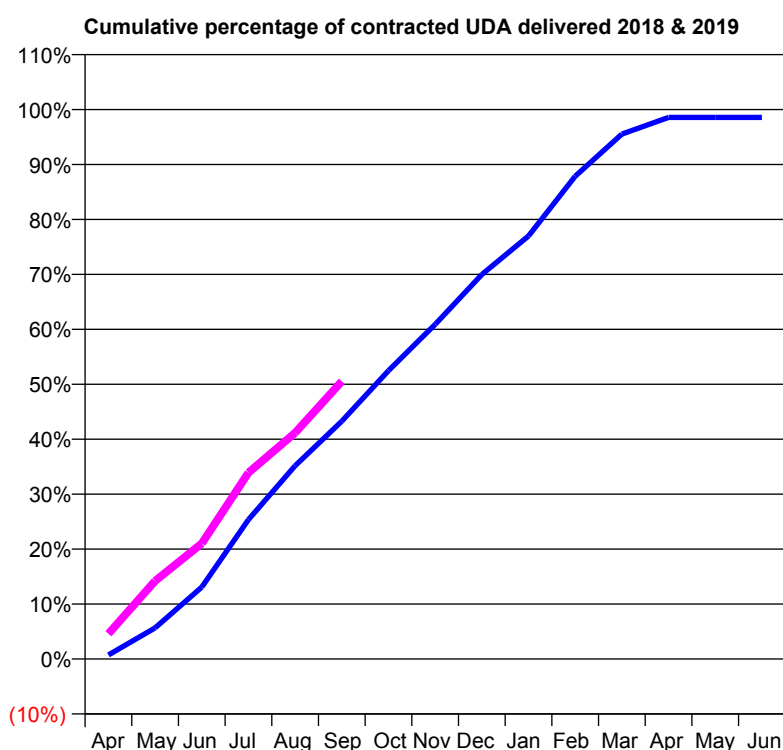
18/19 Contracted general activity (UDA)	8,032
Carry forward general activity (UDA)	115
18/19 Contracted orthodontic activity (UOA)	0
Carry forward orthodontic activity (UOA)	0
Baseline contract value	£198,624.38

## ACCESS\*

Patients seen in 24 months	Total	Change since previous quarter
Quarter ending September 2017	3,090	
Quarter ending December 2017	3,147	→
Quarter ending March 2018	3,151	→
Quarter ending June 2018	3,168	→
Quarter ending September 2018	3,104	↓
<b>Variance since September 2017</b>	<b>0.5%</b>	<b>→</b>



## ACTIVITY



Adjusted Scheduled Activity (UDA)		
Month	2018	2019
April	60	370
May	455	1,141
June	1,052	1,689
July	2,038	2,724
August	2,826	3,307
September	3,476	4,060
October	4,215	
November	4,890	
December	5,620	
January	6,184	
February	7,057	
March	7,673	
April	7,916	
May	7,916	
June	7,916	

## QUALITY

	Quantity	Base Number	Contract	AT	Region	England
% of FP17s for the same patient ID Re-attending within 3 months - Children	73	638	11.4%	11.0%	11.1%	11.6%
% of FP17s for the same patient ID Re-attending within 3 months - Adults	210	1,407	14.9%	16.1%	15.3%	15.5%
% of FP17s for the same patient ID Re-attending between 3 & 9 months - Children	327	638	51.3%	55.6%	61.1%	58.8%
% of FP17s for the same patient ID Re-attending between 3 & 9 months - Adults	670	1,407	47.6%	48.8%	52.3%	51.1%
% of FP17s for Band 1 Urgent Courses	145	1,930	7.5%	10.0%	9.5%	9.0%
% of FP17s Relating to Free Repair or Replacements	6	1,930	0.3%	0.6%	0.7%	0.8%
% of FP17s Relating to Continuations	30	1,930	1.6%	0.7%	0.8%	0.9%
% of Patients satisfied with the dentistry they have received	4	5	N/A	93.6%	93.6%	93.3%
% of Patients satisfied with the time they had to wait for an appointment	3	5	N/A	88.9%	88.8%	88.9%

\* This is based on patients treated on this contract for their most recent course of treatment. Figures in italics indicate the base number of FP17s or Patient Questionnaire responses are less than 100. N/A is shown where the base number of responses is less than 10 during the period. % is calculated as Quantity/Base number\*100

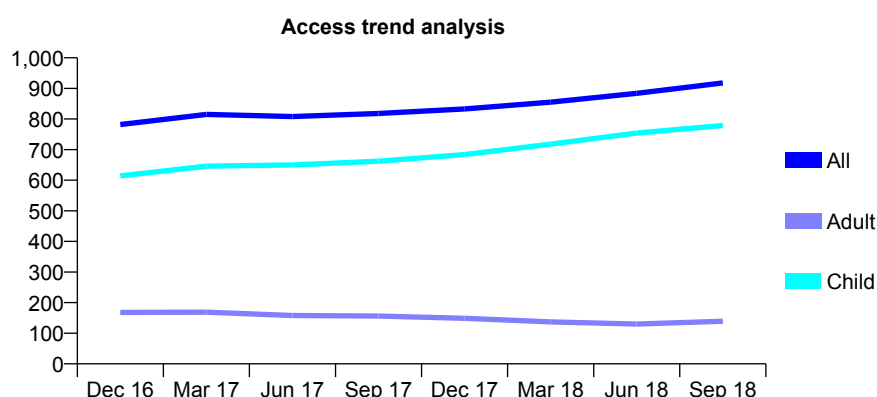
# Q67 - Vital Signs At a Glance Contract Report for 741442/0001 - September 2018

Name or company name	MR IC SMALL
Contract type name	GDS Contract
Purpose of contract	General
Contract start date	01/04/2006
Contract end date	

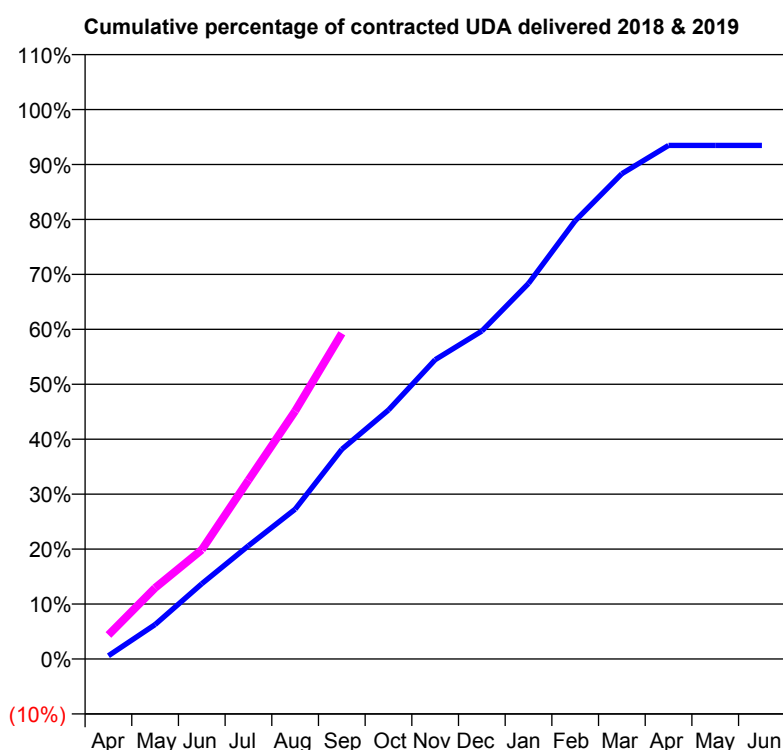
18/19 Contracted general activity (UDA)	1,444
Carry forward general activity (UDA)	0
18/19 Contracted orthodontic activity (UOA)	0
Carry forward orthodontic activity (UOA)	0
Baseline contract value	£32,459.75

## ACCESS\*

Patients seen in 24 months	Total	Change since previous quarter
Quarter ending September 2017	818	
Quarter ending December 2017	833	→
Quarter ending March 2018	855	↑
Quarter ending June 2018	884	↑
Quarter ending September 2018	918	↑
<b>Variance since September 2017</b>	<b>12.2%</b>	<b>↑</b>



## ACTIVITY



Adjusted Scheduled Activity (UDA)		
Month	2018	2019
April	9	63
May	91	187
June	198	287
July	298	470
August	394	652
September	551	856
October	654	
November	787	
December	862	
January	987	
February	1,152	
March	1,275	
April	1,350	
May	1,350	
June	1,350	

## QUALITY

	Quantity	Base Number	Contract	AT	Region	England
% of FP17s for the same patient ID Re-attending within 3 months - Children	28	591	4.7%	11.0%	11.1%	11.6%
% of FP17s for the same patient ID Re-attending within 3 months - Adults	7	63	11.1%	16.1%	15.3%	15.5%
% of FP17s for the same patient ID Re-attending between 3 & 9 months - Children	281	591	47.5%	55.6%	61.1%	58.8%
% of FP17s for the same patient ID Re-attending between 3 & 9 months - Adults	26	63	41.3%	48.8%	52.3%	51.1%
% of FP17s for Band 1 Urgent Courses	19	620	3.1%	10.0%	9.5%	9.0%
% of FP17s Relating to Free Repair or Replacements	0	620	0.0%	0.6%	0.7%	0.8%
% of FP17s Relating to Continuations	0	620	0.0%	0.7%	0.8%	0.9%
% of Patients satisfied with the dentistry they have received	0	0	N/A	93.6%	93.6%	93.3%
% of Patients satisfied with the time they had to wait for an appointment	0	0	N/A	88.9%	88.8%	88.9%

\* This is based on patients treated on this contract for their most recent course of treatment. Figures in italics indicate the base number of FP17s or Patient Questionnaire responses are less than 100. N/A is shown where the base number of responses is less than 10 during the period. % is calculated as Quantity/Base number\*100

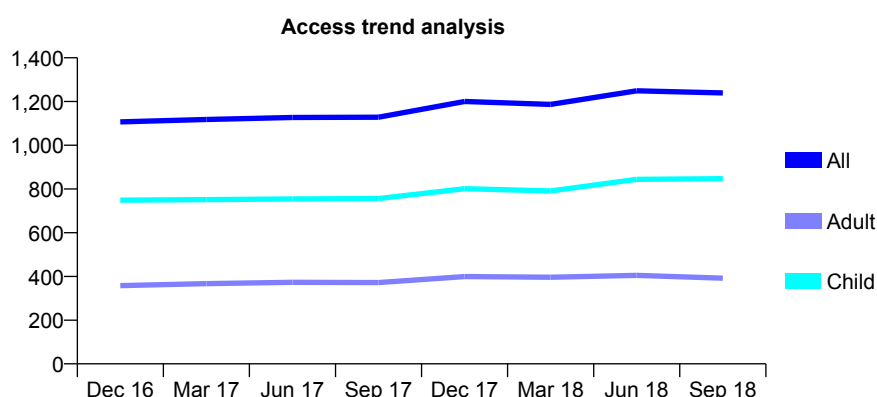
# Q67 - Vital Signs At a Glance Contract Report for 741809/0001 - September 2018

Name or company name	MISS KS LEWIS
Contract type name	GDS Contract
Purpose of contract	General
Contract start date	01/04/2006
Contract end date	

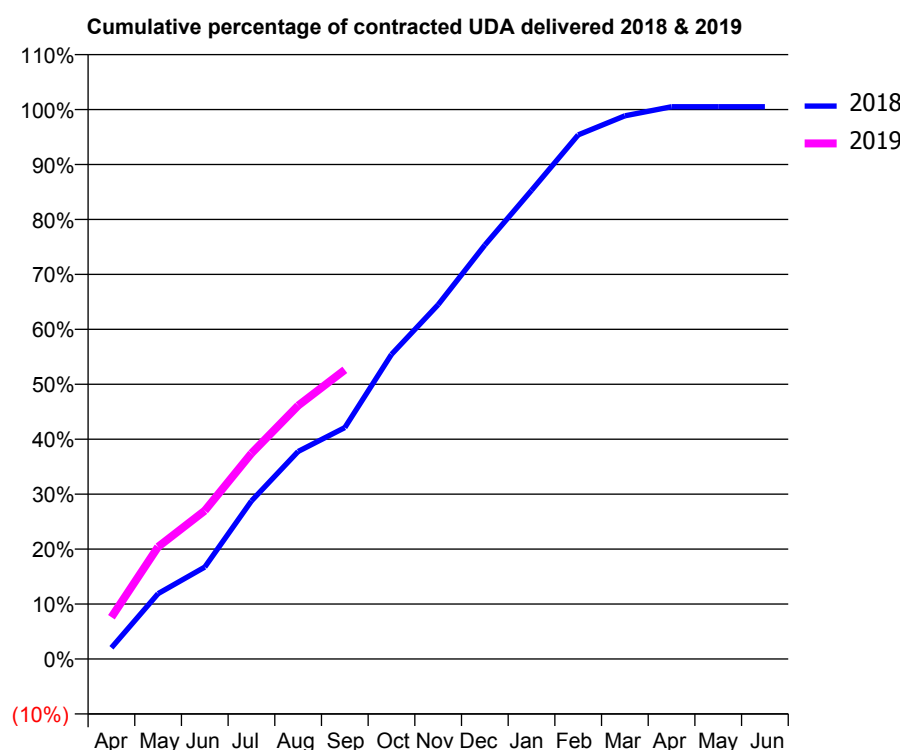
18/19 Contracted general activity (UDA)	2,302
Carry forward general activity (UDA)	0
18/19 Contracted orthodontic activity (UOA)	0
Carry forward orthodontic activity (UOA)	0
Baseline contract value	£51,746.76

## ACCESS\*

Patients seen in 24 months	Total	Change since previous quarter
Quarter ending September 2017	1,128	
Quarter ending December 2017	1,200	↑
Quarter ending March 2018	1,187	↓
Quarter ending June 2018	1,249	↑
Quarter ending September 2018	1,239	→
<b>Variance since September 2017</b>	<b>9.8%</b>	<b>↑</b>



## ACTIVITY



Adjusted Scheduled Activity (UDA)		
Month	2018	2019
April	47	175
May	274	470
June	385	621
July	662	861
August	869	1,062
September	969	1,212
October	1,276	
November	1,484	
December	1,734	
January	1,963	
February	2,195	
March	2,275	
April	2,314	
May	2,314	
June	2,314	

## QUALITY

	Quantity	Base Number	Contract	AT	Region	England
% of FP17s for the same patient ID Re-attending within 3 months - Children	19	667	2.8%	11.0%	11.1%	11.6%
% of FP17s for the same patient ID Re-attending within 3 months - Adults	25	215	11.6%	16.1%	15.3%	15.5%
% of FP17s for the same patient ID Re-attending between 3 & 9 months - Children	424	667	63.6%	55.6%	61.1%	58.8%
% of FP17s for the same patient ID Re-attending between 3 & 9 months - Adults	107	215	49.8%	48.8%	52.3%	51.1%
% of FP17s for Band 1 Urgent Courses	3	852	0.4%	10.0%	9.5%	9.0%
% of FP17s Relating to Free Repair or Replacements	0	852	0.0%	0.6%	0.7%	0.8%
% of FP17s Relating to Continuations	5	852	0.6%	0.7%	0.8%	0.9%
% of Patients satisfied with the dentistry they have received	1	1	N/A	93.6%	93.6%	93.3%
% of Patients satisfied with the time they had to wait for an appointment	1	1	N/A	88.9%	88.8%	88.9%

\* This is based on patients treated on this contract for their most recent course of treatment. Figures in italics indicate the base number of FP17s or Patient Questionnaire responses are less than 100. N/A is shown where the base number of responses is less than 10 during the period. % is calculated as Quantity/Base number\*100



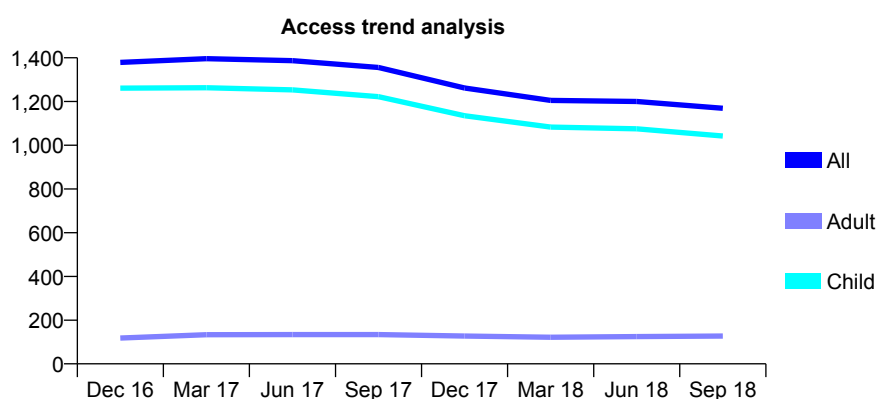
# Q67 - Vital Signs At a Glance Contract Report for 742023/0001 - September 2018

Name or company name	MR KP BAKER
Contract type name	GDS Contract
Purpose of contract	General
Contract start date	01/04/2006
Contract end date	

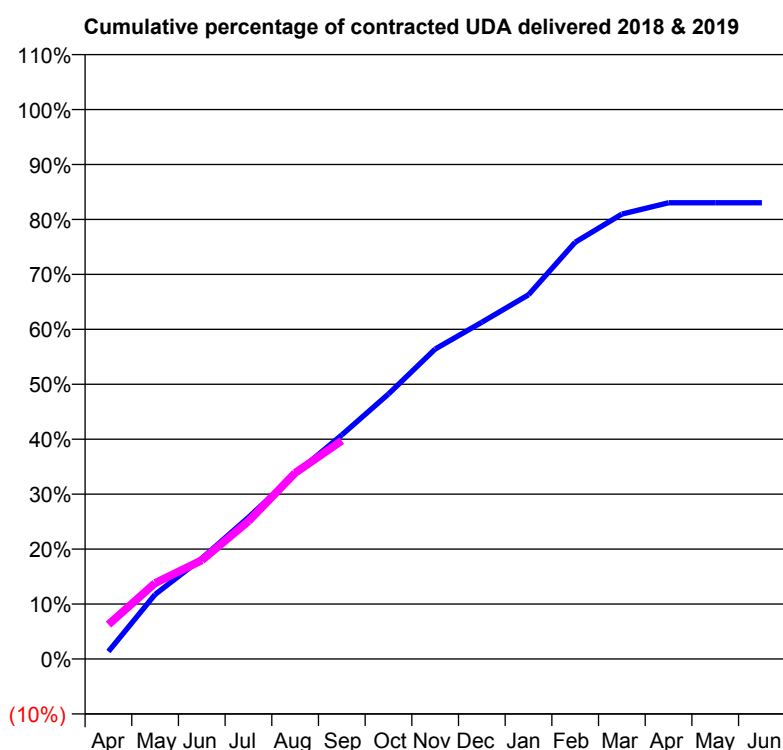
18/19 Contracted general activity (UDA)	2,200
Carry forward general activity (UDA)	0
18/19 Contracted orthodontic activity (UOA)	0
Carry forward orthodontic activity (UOA)	0
Baseline contract value	£49,453.92

## ACCESS\*

Patients seen in 24 months	Total	Change since previous quarter
Quarter ending September 2017	1,356	
Quarter ending December 2017	1,262	↓
Quarter ending March 2018	1,205	↓
Quarter ending June 2018	1,200	→
Quarter ending September 2018	1,169	↓
<b>Variance since September 2017</b>	<b>(13.8%)</b>	<b>↓</b>



## ACTIVITY



Adjusted Scheduled Activity (UDA)		
Month	2018	2019
April	30	138
May	259	304
June	403	395
July	567	552
August	741	745
September	897	874
October	1,061	
November	1,241	
December	1,348	
January	1,458	
February	1,668	
March	1,781	
April	1,826	
May	1,826	
June	1,826	

## QUALITY

	Quantity	Base Number	Contract	AT	Region	England
% of FP17s for the same patient ID Re-attending within 3 months - Children	68	784	8.7%	11.0%	11.1%	11.6%
% of FP17s for the same patient ID Re-attending within 3 months - Adults	0	4	0.0%	16.1%	15.3%	15.5%
% of FP17s for the same patient ID Re-attending between 3 & 9 months - Children	485	784	61.9%	55.6%	61.1%	58.8%
% of FP17s for the same patient ID Re-attending between 3 & 9 months - Adults	3	4	75.0%	48.8%	52.3%	51.1%
% of FP17s for Band 1 Urgent Courses	32	745	4.3%	10.0%	9.5%	9.0%
% of FP17s Relating to Free Repair or Replacements	0	745	0.0%	0.6%	0.7%	0.8%
% of FP17s Relating to Continuations	0	745	0.0%	0.7%	0.8%	0.9%
% of Patients satisfied with the dentistry they have received	0	0	N/A	93.6%	93.6%	93.3%
% of Patients satisfied with the time they had to wait for an appointment	0	0	N/A	88.9%	88.8%	88.9%

\* This is based on patients treated on this contract for their most recent course of treatment. Figures in italics indicate the base number of FP17s or Patient Questionnaire responses are less than 100. N/A is shown where the base number of responses is less than 10 during the period. % is calculated as Quantity/Base number\*100

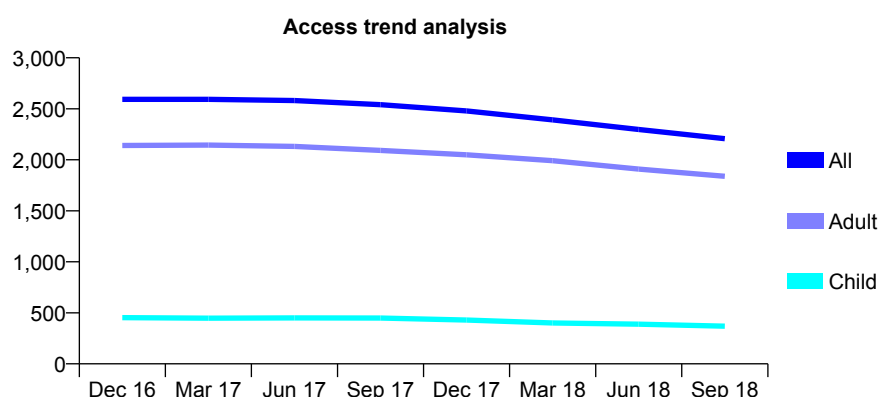
# Q67 - Vital Signs At a Glance Contract Report for 748439/0002 - September 2018

Name or company name	Mohammad Reza Najafi
Contract type name	GDS Contract
Purpose of contract	General
Contract start date	15/04/2010
Contract end date	

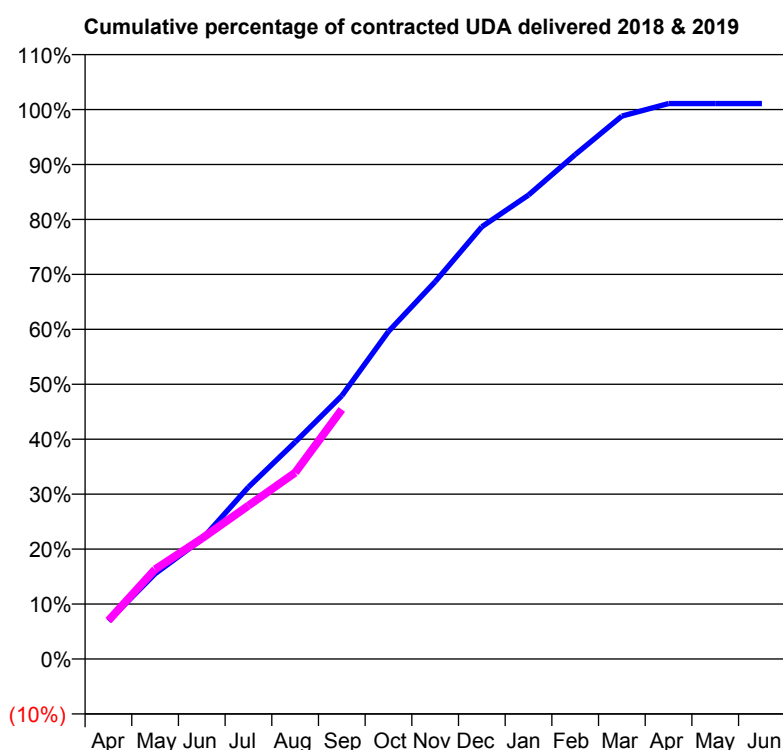
18/19 Contracted general activity (UDA)	5,845
Carry forward general activity (UDA)	0
18/19 Contracted orthodontic activity (UOA)	0
Carry forward orthodontic activity (UOA)	0
Baseline contract value	£151,581.23

## ACCESS\*

Patients seen in 24 months	Total	Change since previous quarter
Quarter ending September 2017	2,541	
Quarter ending December 2017	2,479	↓
Quarter ending March 2018	2,392	↓
Quarter ending June 2018	2,298	↓
Quarter ending September 2018	2,207	↓
<b>Variance since September 2017</b>	<b>(13.1%)</b>	<b>↓</b>



## ACTIVITY



Adjusted Scheduled Activity (UDA)		
Month	2018	2019
April	406	409
May	908	953
June	1,273	1,282
July	1,829	1,632
August	2,307	1,982
September	2,800	2,655
October	3,485	
November	4,013	
December	4,598	
January	4,936	
February	5,365	
March	5,775	
April	5,908	
May	5,909	
June	5,909	

## QUALITY

	Quantity	Base Number	Contract	AT	Region	England
% of FP17s for the same patient ID Re-attending within 3 months - Children	11	225	4.9%	11.0%	11.1%	11.6%
% of FP17s for the same patient ID Re-attending within 3 months - Adults	135	1,059	12.7%	16.1%	15.3%	15.5%
% of FP17s for the same patient ID Re-attending between 3 & 9 months - Children	95	225	42.2%	55.6%	61.1%	58.8%
% of FP17s for the same patient ID Re-attending between 3 & 9 months - Adults	413	1,059	39.0%	48.8%	52.3%	51.1%
% of FP17s for Band 1 Urgent Courses	181	1,208	15.0%	10.0%	9.5%	9.0%
% of FP17s Relating to Free Repair or Replacements	9	1,208	0.7%	0.6%	0.7%	0.8%
% of FP17s Relating to Continuations	3	1,208	0.2%	0.7%	0.8%	0.9%
% of Patients satisfied with the dentistry they have received	0	1	N/A	93.6%	93.6%	93.3%
% of Patients satisfied with the time they had to wait for an appointment	1	1	N/A	88.9%	88.8%	88.9%

\* This is based on patients treated on this contract for their most recent course of treatment. Figures in italics indicate the base number of FP17s or Patient Questionnaire responses are less than 100. N/A is shown where the base number of responses is less than 10 during the period. % is calculated as Quantity/Base number\*100

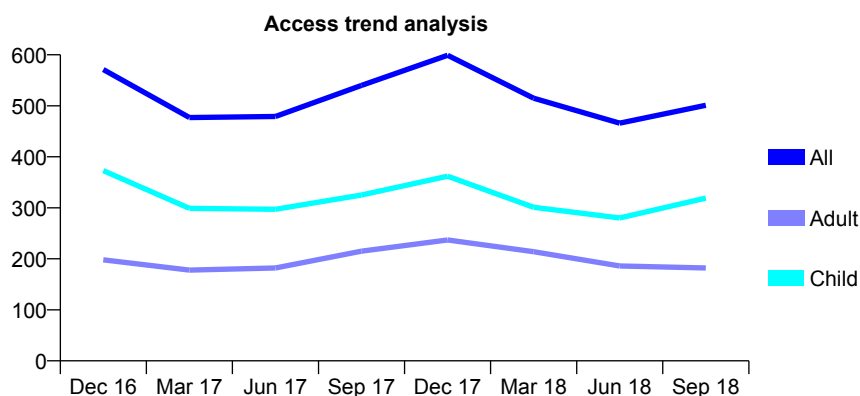
## Q67 - Vital Signs At a Glance Contract Report for 751707/0001 - September 2018

Name or company name	MR RK LINTON
Contract type name	GDS Contract
Purpose of contract	General
Contract start date	01/04/2006
Contract end date	

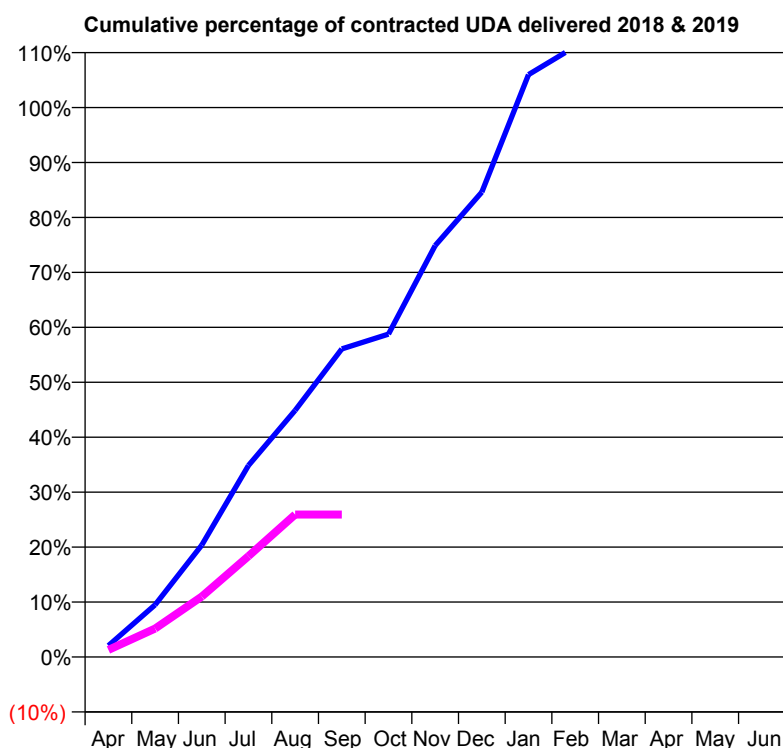
18/19 Contracted general activity (UDA)	1,161
Carry forward general activity (UDA)	0
18/19 Contracted orthodontic activity (UOA)	0
Carry forward orthodontic activity (UOA)	0
Baseline contract value	£26,098.18

### ACCESS\*

Patients seen in 24 months	Total	Change since previous quarter
Quarter ending September 2017	540	
Quarter ending December 2017	599	↑
Quarter ending March 2018	515	↓
Quarter ending June 2018	466	↓
Quarter ending September 2018	501	↑
<b>Variance since September 2017</b>	<b>(7.2%)</b>	<b>↓</b>



### ACTIVITY



Adjusted Scheduled Activity (UDA)		
Month	2018	2019
April	24	15
May	110	60
June	236	128
July	405	213
August	521	301
September	651	301
October	682	
November	869	
December	982	
January	1,230	
February	1,290	
March	1,327	
April	1,327	
May	1,327	
June	1,327	

### QUALITY

	Quantity	Base Number	Contract	AT	Region	England
% of FP17s for the same patient ID Re-attending within 3 months - Children	3	130	2.3%	11.0%	11.1%	11.6%
% of FP17s for the same patient ID Re-attending within 3 months - Adults	3	51	5.9%	16.1%	15.3%	15.5%
% of FP17s for the same patient ID Re-attending between 3 & 9 months - Children	35	130	26.9%	55.6%	61.1%	58.8%
% of FP17s for the same patient ID Re-attending between 3 & 9 months - Adults	18	51	35.3%	48.8%	52.3%	51.1%
% of FP17s for Band 1 Urgent Courses	5	181	2.8%	10.0%	9.5%	9.0%
% of FP17s Relating to Free Repair or Replacements	0	181	0.0%	0.6%	0.7%	0.8%
% of FP17s Relating to Continuations	0	181	0.0%	0.7%	0.8%	0.9%
% of Patients satisfied with the dentistry they have received	1	1	N/A	93.6%	93.6%	93.3%
% of Patients satisfied with the time they had to wait for an appointment	1	1	N/A	88.9%	88.8%	88.9%

\* This is based on patients treated on this contract for their most recent course of treatment. Figures in italics indicate the base number of FP17s or Patient Questionnaire responses are less than 100. N/A is shown where the base number of responses is less than 10 during the period. % is calculated as Quantity/Base number\*100

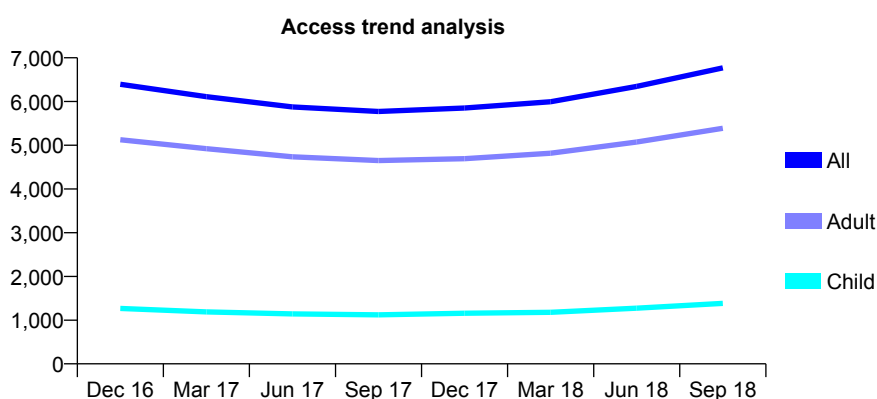
## Q67 - Vital Signs At a Glance Contract Report for 762202/0001 - September 2018

Name or company name	Station Road Dental Partnership
Contract type name	GDS Contract
Purpose of contract	General
Contract start date	01/04/2006
Contract end date	

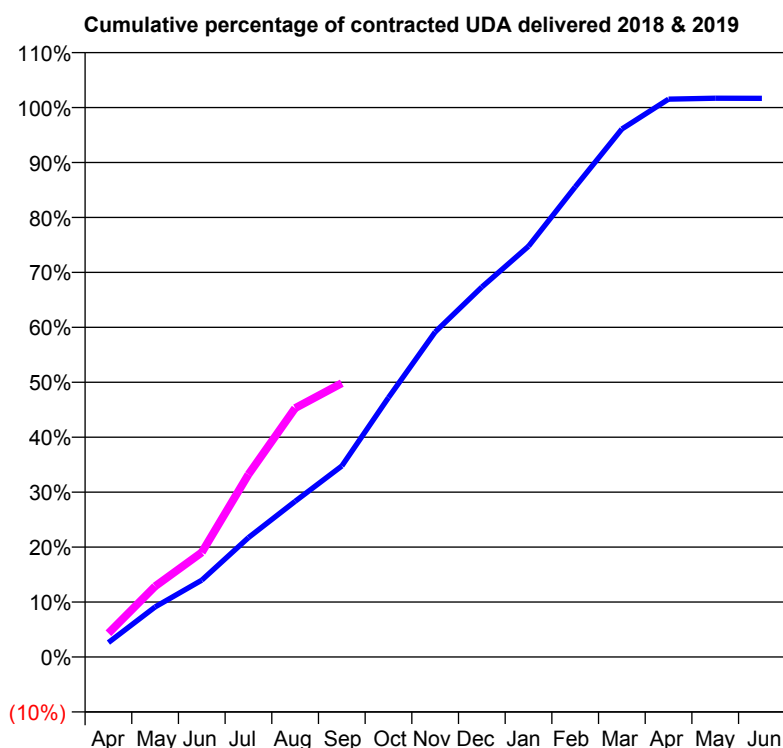
18/19 Contracted general activity (UDA)	25,663
Carry forward general activity (UDA)	0
18/19 Contracted orthodontic activity (UOA)	0
Carry forward orthodontic activity (UOA)	0
Baseline contract value	£650,540.69

### ACCESS\*

Patients seen in 24 months	Total	Change since previous quarter
Quarter ending September 2017	5,771	
Quarter ending December 2017	5,851	→
Quarter ending March 2018	5,996	↑
Quarter ending June 2018	6,345	↑
Quarter ending September 2018	6,771	↑
<b>Variance since September 2017</b>	<b>17.3%</b>	<b>↑</b>



### ACTIVITY



Adjusted Scheduled Activity (UDA)		
Month	2018	2019
April	573	1,109
May	1,982	3,305
June	3,045	4,885
July	4,728	8,531
August	6,167	11,622
September	7,564	12,791
October	10,276	
November	12,871	
December	14,651	
January	16,268	
February	18,621	
March	20,908	
April	22,096	
May	22,129	
June	22,126	

### QUALITY

	Quantity	Base Number	Contract	AT	Region	England
% of FP17s for the same patient ID Re-attending within 3 months - Children	66	1,003	6.6%	11.0%	11.1%	11.6%
% of FP17s for the same patient ID Re-attending within 3 months - Adults	621	4,219	14.7%	16.1%	15.3%	15.5%
% of FP17s for the same patient ID Re-attending between 3 & 9 months - Children	407	1,003	40.6%	55.6%	61.1%	58.8%
% of FP17s for the same patient ID Re-attending between 3 & 9 months - Adults	2,094	4,219	49.6%	48.8%	52.3%	51.1%
% of FP17s for Band 1 Urgent Courses	359	4,867	7.4%	10.0%	9.5%	9.0%
% of FP17s Relating to Free Repair or Replacements	10	4,867	0.2%	0.6%	0.7%	0.8%
% of FP17s Relating to Continuations	35	4,867	0.7%	0.7%	0.8%	0.9%
% of Patients satisfied with the dentistry they have received	11	12	91.7%	93.6%	93.6%	93.3%
% of Patients satisfied with the time they had to wait for an appointment	9	12	75.0%	88.9%	88.8%	88.9%

\* This is based on patients treated on this contract for their most recent course of treatment. Figures in italics indicate the base number of FP17s or Patient Questionnaire responses are less than 100. N/A is shown where the base number of responses is less than 10 during the period. % is calculated as Quantity/Base number\*100

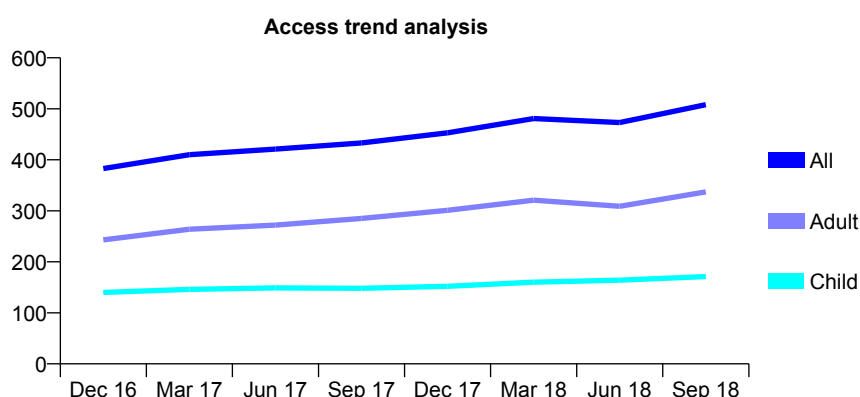
# Q67 - Vital Signs At a Glance Contract Report for 765759/0002 - September 2018

Name or company name	MRS TF SIJUWADE
Contract type name	GDS Contract
Purpose of contract	General
Contract start date	04/01/2016
Contract end date	

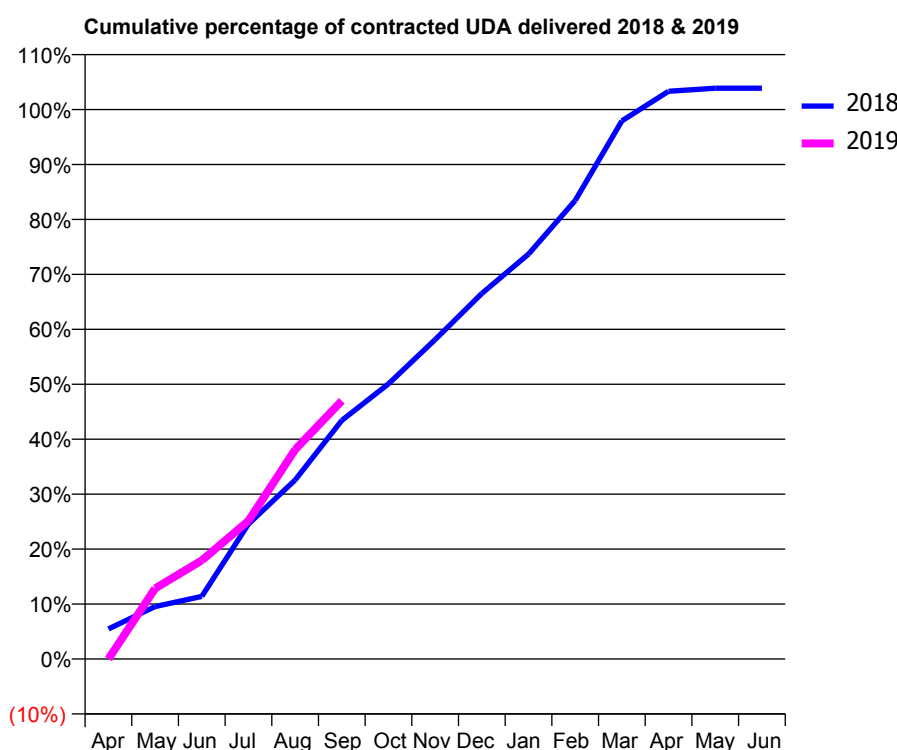
18/19 Contracted general activity (UDA)	1,270
Carry forward general activity (UDA)	0
18/19 Contracted orthodontic activity (UOA)	0
Carry forward orthodontic activity (UOA)	0
Baseline contract value	£37,191.45

## ACCESS\*

Patients seen in 24 months	Total	Change since previous quarter
Quarter ending September 2017	433	
Quarter ending December 2017	453	↑
Quarter ending March 2018	481	↑
Quarter ending June 2018	473	↓
Quarter ending September 2018	508	↑
<b>Variance since September 2017</b>	<b>17.3%</b>	<b>↑</b>



## ACTIVITY



Adjusted Scheduled Activity (UDA)		
Month	2018	2019
April	70	0
May	121	163
June	145	228
July	312	319
August	414	484
September	552	597
October	636	
November	738	
December	845	
January	936	
February	1,060	
March	1,244	
April	1,312	
May	1,319	
June	1,319	

## QUALITY

	Quantity	Base Number	Contract	AT	Region	England
% of FP17s for the same patient ID Re-attending within 3 months - Children	12	124	9.7%	11.0%	11.1%	11.6%
% of FP17s for the same patient ID Re-attending within 3 months - Adults	40	246	16.3%	16.1%	15.3%	15.5%
% of FP17s for the same patient ID Re-attending between 3 & 9 months - Children	74	124	59.7%	55.6%	61.1%	58.8%
% of FP17s for the same patient ID Re-attending between 3 & 9 months - Adults	94	246	38.2%	48.8%	52.3%	51.1%
% of FP17s for Band 1 Urgent Courses	66	328	20.1%	10.0%	9.5%	9.0%
% of FP17s Relating to Free Repair or Replacements	0	328	0.0%	0.6%	0.7%	0.8%
% of FP17s Relating to Continuations	0	328	0.0%	0.7%	0.8%	0.9%
% of Patients satisfied with the dentistry they have received	5	5	N/A	93.6%	93.6%	93.3%
% of Patients satisfied with the time they had to wait for an appointment	5	5	N/A	88.9%	88.8%	88.9%

\* This is based on patients treated on this contract for their most recent course of treatment. Figures in italics indicate the base number of FP17s or Patient Questionnaire responses are less than 100. N/A is shown where the base number of responses is less than 10 during the period. % is calculated as Quantity/Base number\*100

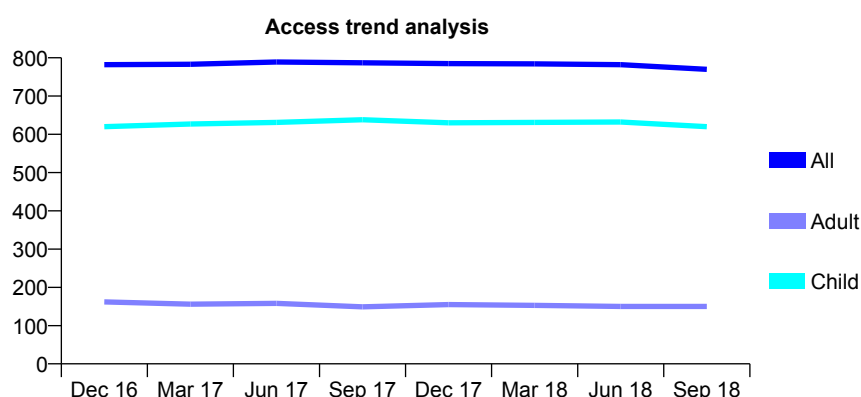
# Q67 - Vital Signs At a Glance Contract Report for 768189/0001 - September 2018

Name or company name	MR CA DU PLESSIS
Contract type name	GDS Contract
Purpose of contract	General
Contract start date	01/04/2006
Contract end date	

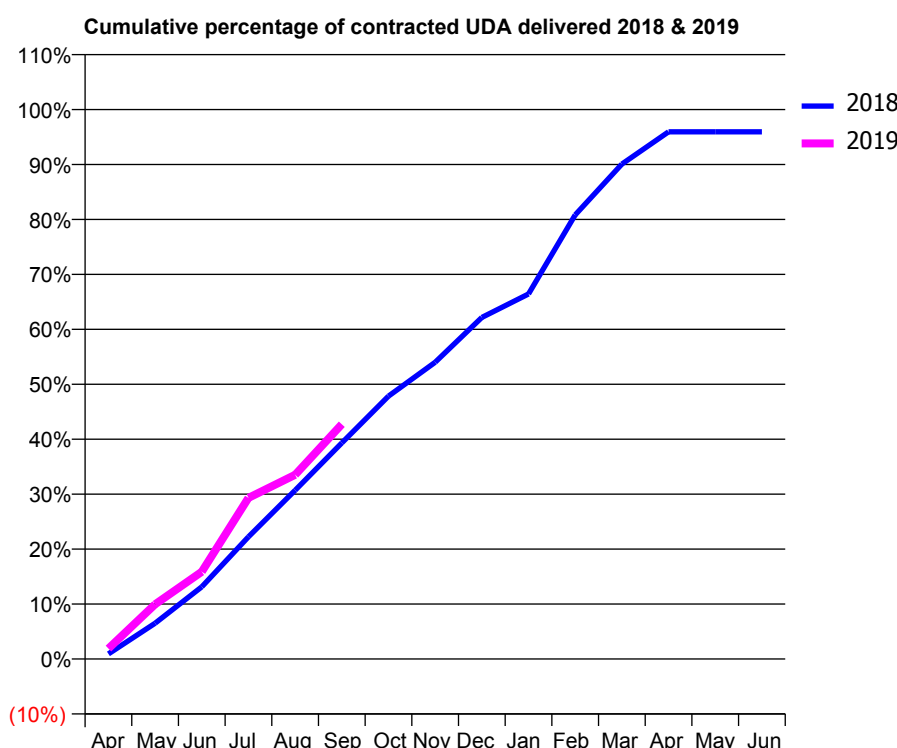
18/19 Contracted general activity (UDA)	2,050
Carry forward general activity (UDA)	0
18/19 Contracted orthodontic activity (UOA)	0
Carry forward orthodontic activity (UOA)	0
Baseline contract value	£50,686.94

## ACCESS\*

Patients seen in 24 months	Total	Change since previous quarter
Quarter ending September 2017	787	
Quarter ending December 2017	785	→
Quarter ending March 2018	784	→
Quarter ending June 2018	782	→
Quarter ending September 2018	770	↓
<b>Variance since September 2017</b>	<b>(2.2%)</b>	<b>↓</b>



## ACTIVITY



Adjusted Scheduled Activity (UDA)		
Month	2018	2019
April	19	39
May	134	204
June	270	326
July	456	601
August	629	687
September	806	876
October	981	
November	1,107	
December	1,274	
January	1,362	
February	1,657	
March	1,846	
April	1,967	
May	1,967	
June	1,967	

## QUALITY

	Quantity	Base Number	Contract	AT	Region	England
% of FP17s for the same patient ID Re-attending within 3 months - Children	50	580	8.6%	11.0%	11.1%	11.6%
% of FP17s for the same patient ID Re-attending within 3 months - Adults	13	68	19.1%	16.1%	15.3%	15.5%
% of FP17s for the same patient ID Re-attending between 3 & 9 months - Children	422	580	72.8%	55.6%	61.1%	58.8%
% of FP17s for the same patient ID Re-attending between 3 & 9 months - Adults	44	68	64.7%	48.8%	52.3%	51.1%
% of FP17s for Band 1 Urgent Courses	13	589	2.2%	10.0%	9.5%	9.0%
% of FP17s Relating to Free Repair or Replacements	0	589	0.0%	0.6%	0.7%	0.8%
% of FP17s Relating to Continuations	0	589	0.0%	0.7%	0.8%	0.9%
% of Patients satisfied with the dentistry they have received	0	0	N/A	93.6%	93.6%	93.3%
% of Patients satisfied with the time they had to wait for an appointment	0	0	N/A	88.9%	88.8%	88.9%

\* This is based on patients treated on this contract for their most recent course of treatment. Figures in italics indicate the base number of FP17s or Patient Questionnaire responses are less than 100. N/A is shown where the base number of responses is less than 10 during the period. % is calculated as Quantity/Base number\*100

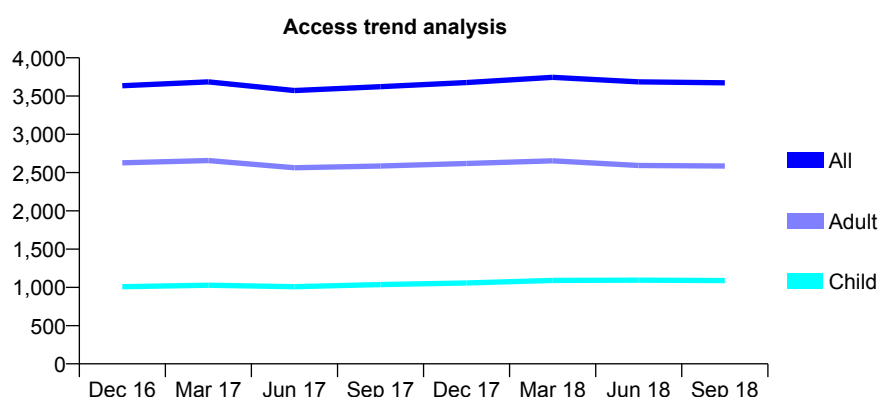
# Q67 - Vital Signs At a Glance Contract Report for 769142/0002 - September 2018

Name or company name	MR JK BABAYEMI
Contract type name	GDS Contract
Purpose of contract	General
Contract start date	01/03/2008
Contract end date	

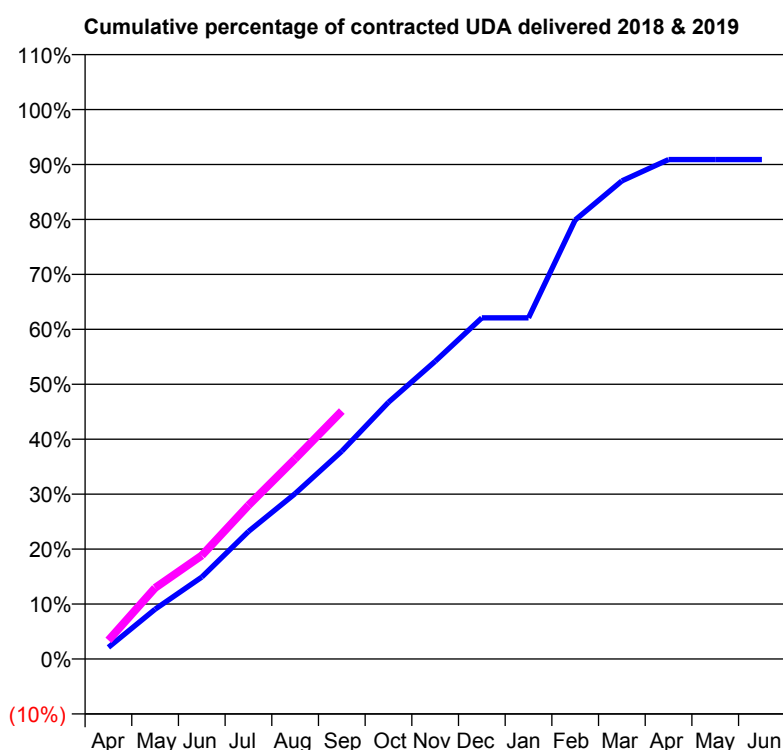
18/19 Contracted general activity (UDA)	10,638
Carry forward general activity (UDA)	0
18/19 Contracted orthodontic activity (UOA)	0
Carry forward orthodontic activity (UOA)	0
Baseline contract value	£302,726.94

## ACCESS\*

Patients seen in 24 months	Total	Change since previous quarter
Quarter ending September 2017	3,623	
Quarter ending December 2017	3,676	→
Quarter ending March 2018	3,745	→
Quarter ending June 2018	3,686	↓
Quarter ending September 2018	3,674	→
<b>Variance since September 2017</b>	<b>1.4%</b>	<b>→</b>



## ACTIVITY



Adjusted Scheduled Activity (UDA)		
Month	2018	2019
April	225	363
May	963	1,378
June	1,587	2,005
July	2,469	2,976
August	3,203	3,877
September	4,023	4,801
October	4,970	
November	5,764	
December	6,604	
January	6,604	
February	8,501	
March	9,255	
April	9,669	
May	9,669	
June	9,669	

## QUALITY

	Quantity	Base Number	Contract	AT	Region	England
% of FP17s for the same patient ID Re-attending within 3 months - Children	17	595	2.9%	11.0%	11.1%	11.6%
% of FP17s for the same patient ID Re-attending within 3 months - Adults	123	1,324	9.3%	16.1%	15.3%	15.5%
% of FP17s for the same patient ID Re-attending between 3 & 9 months - Children	239	595	40.2%	55.6%	61.1%	58.8%
% of FP17s for the same patient ID Re-attending between 3 & 9 months - Adults	489	1,324	36.9%	48.8%	52.3%	51.1%
% of FP17s for Band 1 Urgent Courses	153	1,759	8.7%	10.0%	9.5%	9.0%
% of FP17s Relating to Free Repair or Replacements	0	1,759	0.0%	0.6%	0.7%	0.8%
% of FP17s Relating to Continuations	0	1,759	0.0%	0.7%	0.8%	0.9%
% of Patients satisfied with the dentistry they have received	3	3	N/A	93.6%	93.6%	93.3%
% of Patients satisfied with the time they had to wait for an appointment	1	3	N/A	88.9%	88.8%	88.9%

\* This is based on patients treated on this contract for their most recent course of treatment. Figures in italics indicate the base number of FP17s or Patient Questionnaire responses are less than 100. N/A is shown where the base number of responses is less than 10 during the period. % is calculated as Quantity/Base number\*100



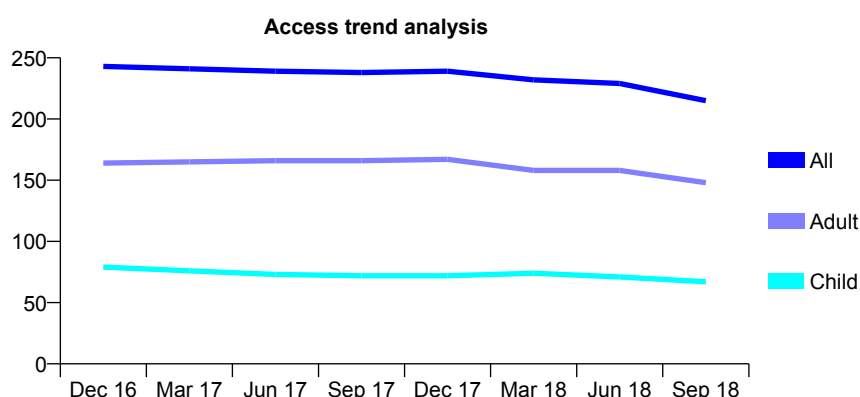
# Q67 - Vital Signs At a Glance Contract Report for 773727/0001 - September 2018

Name or company name	MR PK MOO
Contract type name	GDS Contract
Purpose of contract	General
Contract start date	01/04/2006
Contract end date	

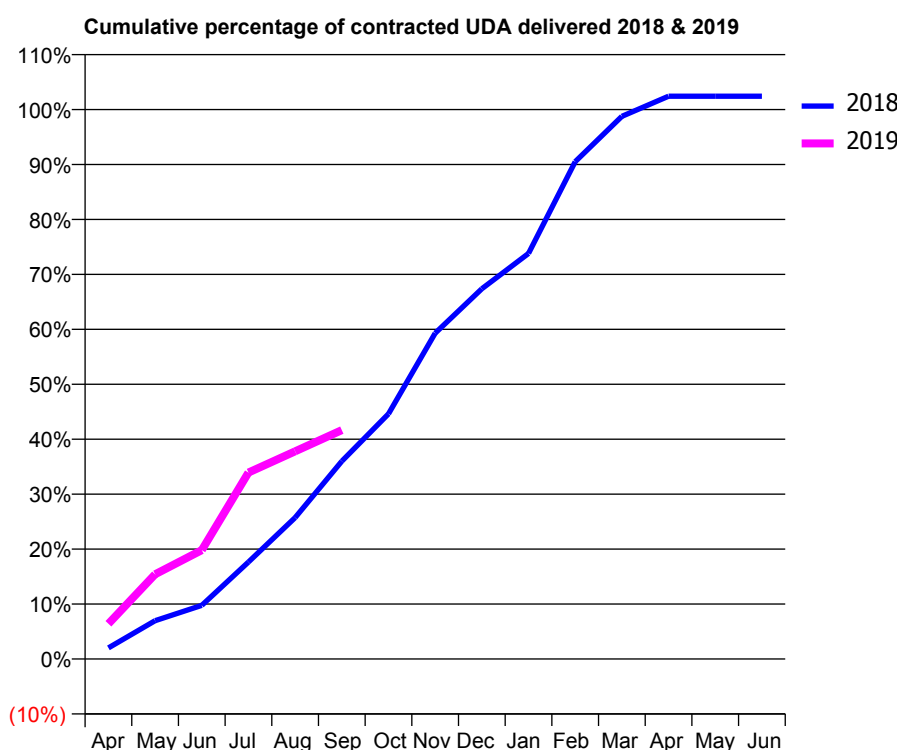
18/19 Contracted general activity (UDA)	545
Carry forward general activity (UDA)	0
18/19 Contracted orthodontic activity (UOA)	0
Carry forward orthodontic activity (UOA)	0
Baseline contract value	£12,552.44

## ACCESS\*

Patients seen in 24 months	Total	Change since previous quarter
Quarter ending September 2017	238	
Quarter ending December 2017	239	→
Quarter ending March 2018	232	↓
Quarter ending June 2018	229	↓
Quarter ending September 2018	215	↓
<b>Variance since September 2017</b>	<b>(9.7%)</b>	<b>↓</b>



## ACTIVITY



Month	Adjusted Scheduled Activity (UDA)	
	2018	2019
April	11	35
May	38	84
June	53	108
July	96	185
August	140	206
September	196	227
October	243	
November	323	
December	367	
January	402	
February	493	
March	538	
April	558	
May	558	
June	558	

## QUALITY

	Quantity	Base Number	Contract	AT	Region	England
% of FP17s for the same patient ID Re-attending within 3 months - Children	6	61	9.8%	11.0%	11.1%	11.6%
% of FP17s for the same patient ID Re-attending within 3 months - Adults	3	47	6.4%	16.1%	15.3%	15.5%
% of FP17s for the same patient ID Re-attending between 3 & 9 months - Children	46	61	75.4%	55.6%	61.1%	58.8%
% of FP17s for the same patient ID Re-attending between 3 & 9 months - Adults	12	47	25.5%	48.8%	52.3%	51.1%
% of FP17s for Band 1 Urgent Courses	0	100	0.0%	10.0%	9.5%	9.0%
% of FP17s Relating to Free Repair or Replacements	0	100	0.0%	0.6%	0.7%	0.8%
% of FP17s Relating to Continuations	0	100	0.0%	0.7%	0.8%	0.9%
% of Patients satisfied with the dentistry they have received	2	2	N/A	93.6%	93.6%	93.3%
% of Patients satisfied with the time they had to wait for an appointment	2	2	N/A	88.9%	88.8%	88.9%

\* This is based on patients treated on this contract for their most recent course of treatment. Figures in italics indicate the base number of FP17s or Patient Questionnaire responses are less than 100. N/A is shown where the base number of responses is less than 10 during the period. % is calculated as Quantity/Base number\*100

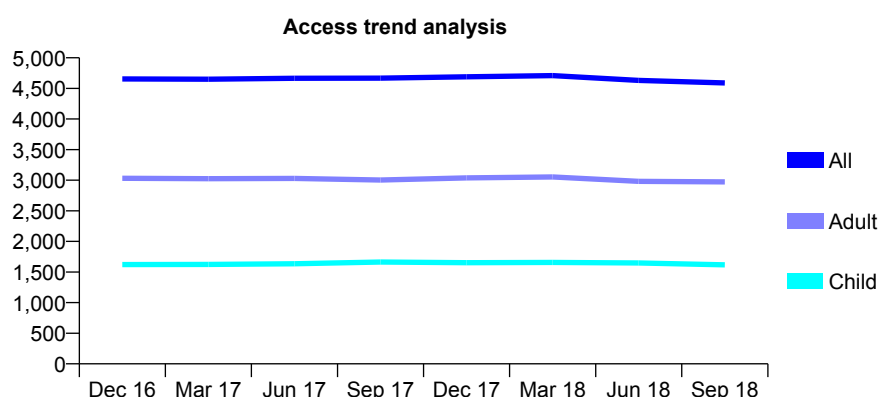
# Q67 - Vital Signs At a Glance Contract Report for 776009/0002 - September 2018

Name or company name	MISS R RAY
Contract type name	GDS Contract
Purpose of contract	General
Contract start date	01/04/2009
Contract end date	

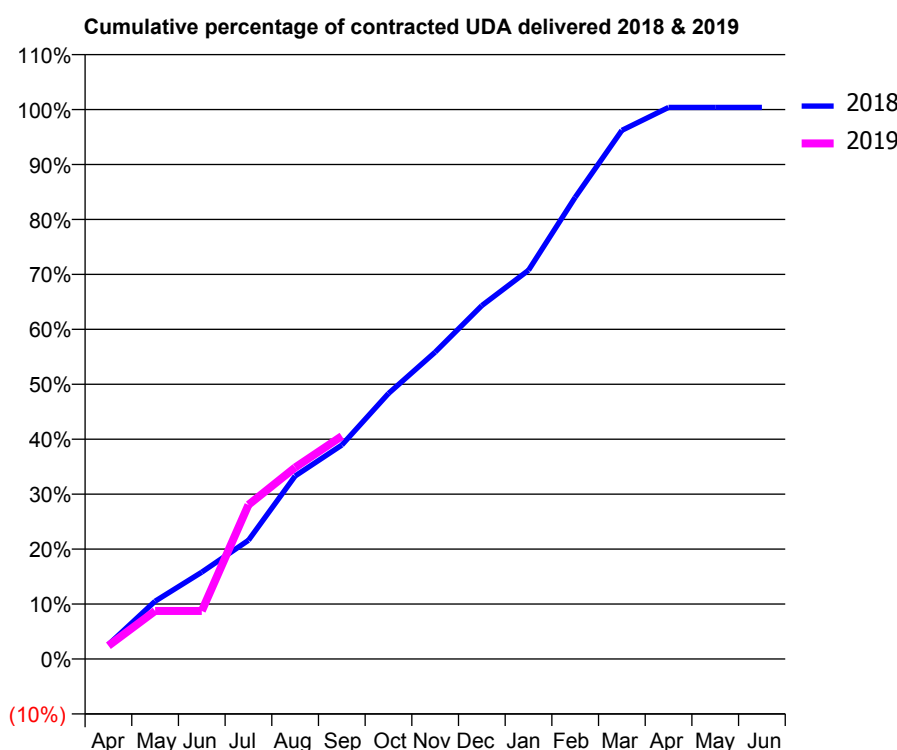
18/19 Contracted general activity (UDA)	10,262
Carry forward general activity (UDA)	0
18/19 Contracted orthodontic activity (UOA)	0
Carry forward orthodontic activity (UOA)	0
Baseline contract value	£272,085.32

## ACCESS\*

Patients seen in 24 months	Total	Change since previous quarter
Quarter ending September 2017	4,667	
Quarter ending December 2017	4,690	→
Quarter ending March 2018	4,709	→
Quarter ending June 2018	4,631	↓
Quarter ending September 2018	4,590	→
<b>Variance since September 2017</b>	<b>(1.6%)</b>	<b>↓</b>



## ACTIVITY



Adjusted Scheduled Activity (UDA)		
Month	2018	2019
April	270	248
May	1,079	897
June	1,623	897
July	2,217	2,879
August	3,417	3,577
September	3,996	4,162
October	4,959	
November	5,732	
December	6,601	
January	7,261	
February	8,624	
March	9,873	
April	10,301	
May	10,301	
June	10,301	

## QUALITY

	Quantity	Base Number	Contract	AT	Region	England
% of FP17s for the same patient ID Re-attending within 3 months - Children	54	849	6.4%	11.0%	11.1%	11.6%
% of FP17s for the same patient ID Re-attending within 3 months - Adults	280	1,533	18.3%	16.1%	15.3%	15.5%
% of FP17s for the same patient ID Re-attending between 3 & 9 months - Children	282	849	33.2%	55.6%	61.1%	58.8%
% of FP17s for the same patient ID Re-attending between 3 & 9 months - Adults	440	1,533	28.7%	48.8%	52.3%	51.1%
% of FP17s for Band 1 Urgent Courses	197	1,795	11.0%	10.0%	9.5%	9.0%
% of FP17s Relating to Free Repair or Replacements	22	1,795	1.2%	0.6%	0.7%	0.8%
% of FP17s Relating to Continuations	27	1,795	1.5%	0.7%	0.8%	0.9%
% of Patients satisfied with the dentistry they have received	1	1	N/A	93.6%	93.6%	93.3%
% of Patients satisfied with the time they had to wait for an appointment	1	1	N/A	88.9%	88.8%	88.9%

\* This is based on patients treated on this contract for their most recent course of treatment. Figures in italics indicate the base number of FP17s or Patient Questionnaire responses are less than 100. N/A is shown where the base number of responses is less than 10 during the period. % is calculated as Quantity/Base number\*100

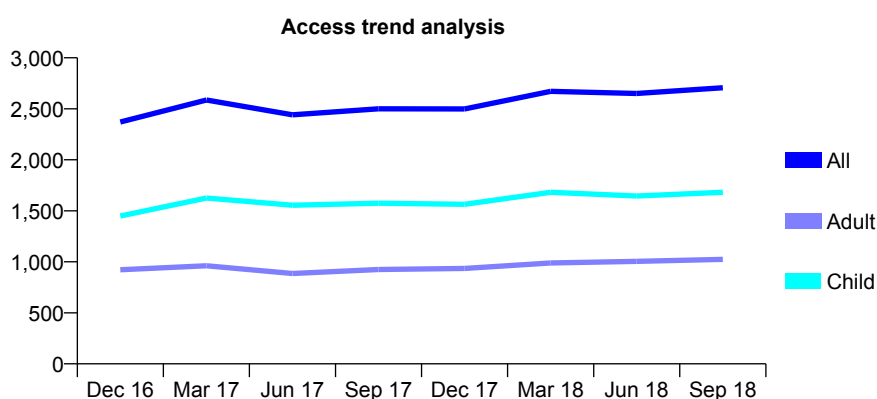
## Q67 - Vital Signs At a Glance Contract Report for 781282/0001 - September 2018

Name or company name	MR H WALIA
Contract type name	GDS Contract
Purpose of contract	General
Contract start date	01/04/2006
Contract end date	

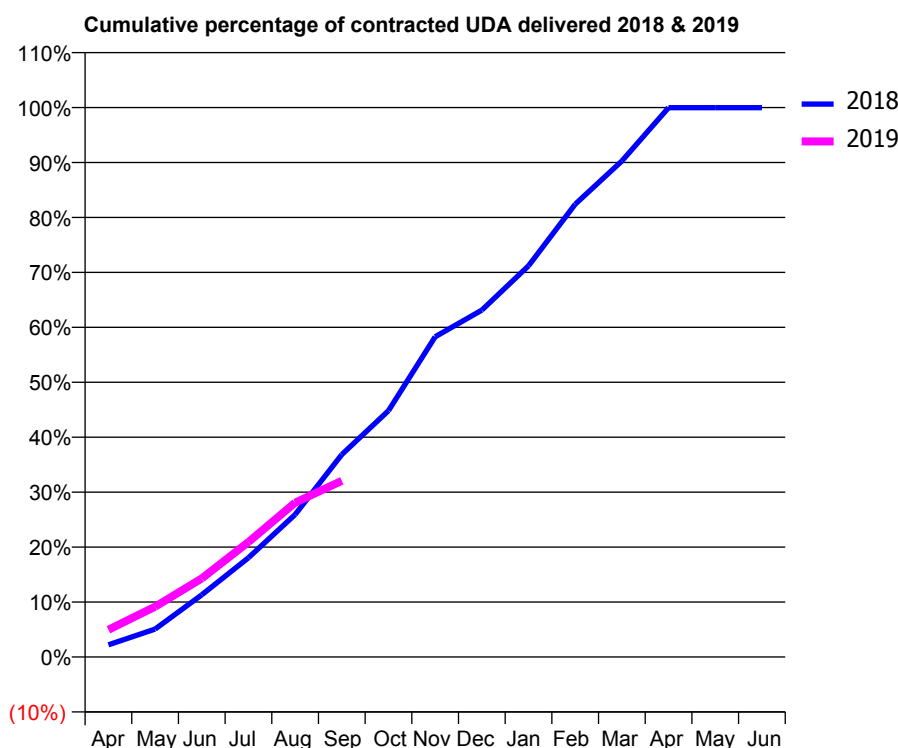
18/19 Contracted general activity (UDA)	6,898
Carry forward general activity (UDA)	1
18/19 Contracted orthodontic activity (UOA)	0
Carry forward orthodontic activity (UOA)	0
Baseline contract value	£191,528.87

### ACCESS\*

Patients seen in 24 months	Total	Change since previous quarter
Quarter ending September 2017	2,500	
Quarter ending December 2017	2,499	→
Quarter ending March 2018	2,671	↑
Quarter ending June 2018	2,650	→
Quarter ending September 2018	2,706	↑
<b>Variance since September 2017</b>	<b>8.2%</b>	<b>↑</b>



### ACTIVITY



Adjusted Scheduled Activity (UDA)		
Month	2018	2019
April	154	342
May	351	631
June	781	987
July	1,246	1,444
August	1,788	1,938
September	2,542	2,212
October	3,092	
November	4,019	
December	4,355	
January	4,910	
February	5,684	
March	6,226	
April	6,897	
May	6,897	
June	6,897	

### QUALITY

	Quantity	Base Number	Contract	AT	Region	England
% of FP17s for the same patient ID Re-attending within 3 months - Children	108	1,259	8.6%	11.0%	11.1%	11.6%
% of FP17s for the same patient ID Re-attending within 3 months - Adults	161	670	24.0%	16.1%	15.3%	15.5%
% of FP17s for the same patient ID Re-attending between 3 & 9 months - Children	603	1,259	47.9%	55.6%	61.1%	58.8%
% of FP17s for the same patient ID Re-attending between 3 & 9 months - Adults	211	670	31.5%	48.8%	52.3%	51.1%
% of FP17s for Band 1 Urgent Courses	127	1,244	10.2%	10.0%	9.5%	9.0%
% of FP17s Relating to Free Repair or Replacements	2	1,244	0.2%	0.6%	0.7%	0.8%
% of FP17s Relating to Continuations	12	1,244	1.0%	0.7%	0.8%	0.9%
% of Patients satisfied with the dentistry they have received	1	1	N/A	93.6%	93.6%	93.3%
% of Patients satisfied with the time they had to wait for an appointment	1	1	N/A	88.9%	88.8%	88.9%

\* This is based on patients treated on this contract for their most recent course of treatment. Figures in italics indicate the base number of FP17s or Patient Questionnaire responses are less than 100. N/A is shown where the base number of responses is less than 10 during the period. % is calculated as Quantity/Base number\*100

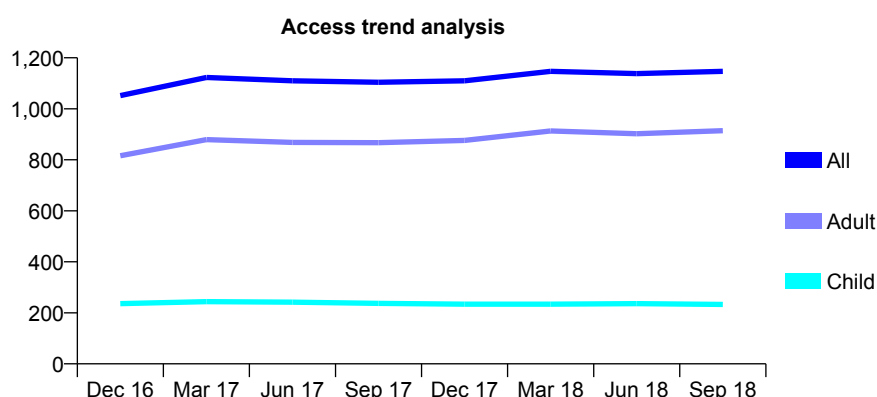
# Q67 - Vital Signs At a Glance Contract Report for 784184/0001 - September 2018

Name or company name	MR MW RICHTER
Contract type name	GDS Contract
Purpose of contract	General
Contract start date	01/03/2012
Contract end date	

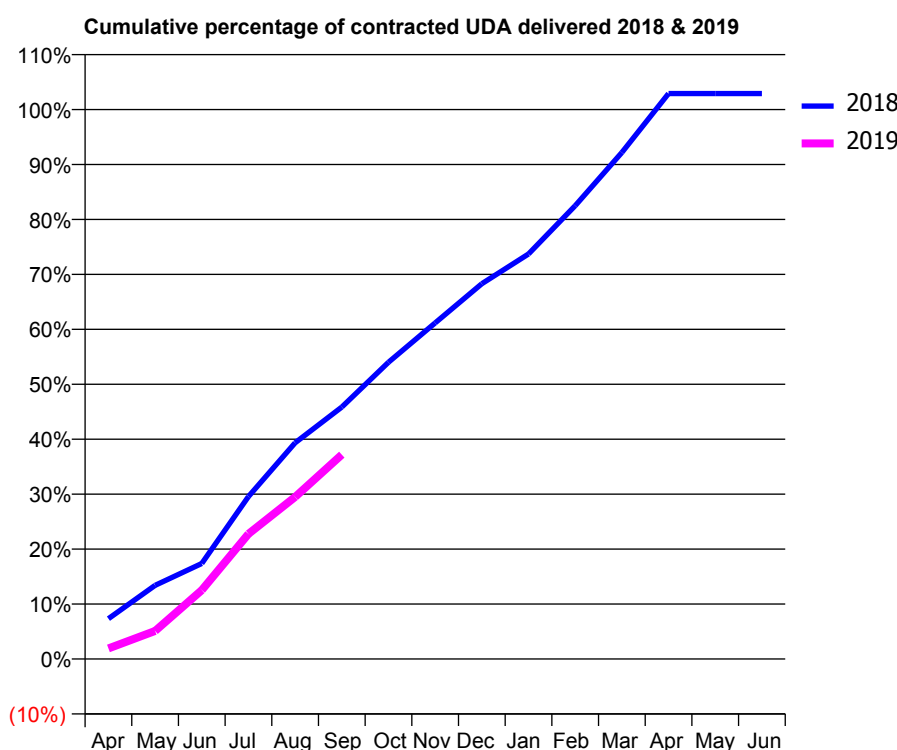
18/19 Contracted general activity (UDA)	3,837
Carry forward general activity (UDA)	0
18/19 Contracted orthodontic activity (UOA)	0
Carry forward orthodontic activity (UOA)	0
Baseline contract value	£118,510.29

## ACCESS\*

Patients seen in 24 months	Total	Change since previous quarter
Quarter ending September 2017	1,104	
Quarter ending December 2017	1,110	→
Quarter ending March 2018	1,147	↑
Quarter ending June 2018	1,138	→
Quarter ending September 2018	1,147	→
<b>Variance since September 2017</b>	<b>3.9%</b>	<b>↑</b>



## ACTIVITY



Adjusted Scheduled Activity (UDA)		
Month	2018	2019
April	281	74
May	514	196
June	667	481
July	1,134	874
August	1,509	1,132
September	1,759	1,427
October	2,073	
November	2,347	
December	2,621	
January	2,829	
February	3,165	
March	3,537	
April	3,948	
May	3,948	
June	3,948	

## QUALITY

	Quantity	Base Number	Contract	AT	Region	England
% of FP17s for the same patient ID Re-attending within 3 months - Children	9	183	4.9%	11.0%	11.1%	11.6%
% of FP17s for the same patient ID Re-attending within 3 months - Adults	71	484	14.7%	16.1%	15.3%	15.5%
% of FP17s for the same patient ID Re-attending between 3 & 9 months - Children	120	183	65.6%	55.6%	61.1%	58.8%
% of FP17s for the same patient ID Re-attending between 3 & 9 months - Adults	201	484	41.5%	48.8%	52.3%	51.1%
% of FP17s for Band 1 Urgent Courses	48	561	8.6%	10.0%	9.5%	9.0%
% of FP17s Relating to Free Repair or Replacements	0	561	0.0%	0.6%	0.7%	0.8%
% of FP17s Relating to Continuations	19	561	3.4%	0.7%	0.8%	0.9%
% of Patients satisfied with the dentistry they have received	2	2	N/A	93.6%	93.6%	93.3%
% of Patients satisfied with the time they had to wait for an appointment	2	2	N/A	88.9%	88.8%	88.9%

\* This is based on patients treated on this contract for their most recent course of treatment. Figures in italics indicate the base number of FP17s or Patient Questionnaire responses are less than 100. N/A is shown where the base number of responses is less than 10 during the period. % is calculated as Quantity/Base number\*100

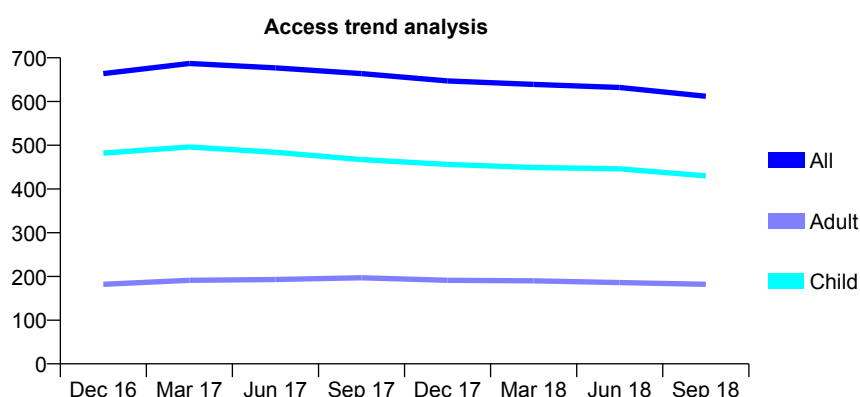
# Q67 - Vital Signs At a Glance Contract Report for 810177/0001 - September 2018

Name or company name	MR CJ BAKER
Contract type name	GDS Contract
Purpose of contract	General
Contract start date	01/04/2006
Contract end date	

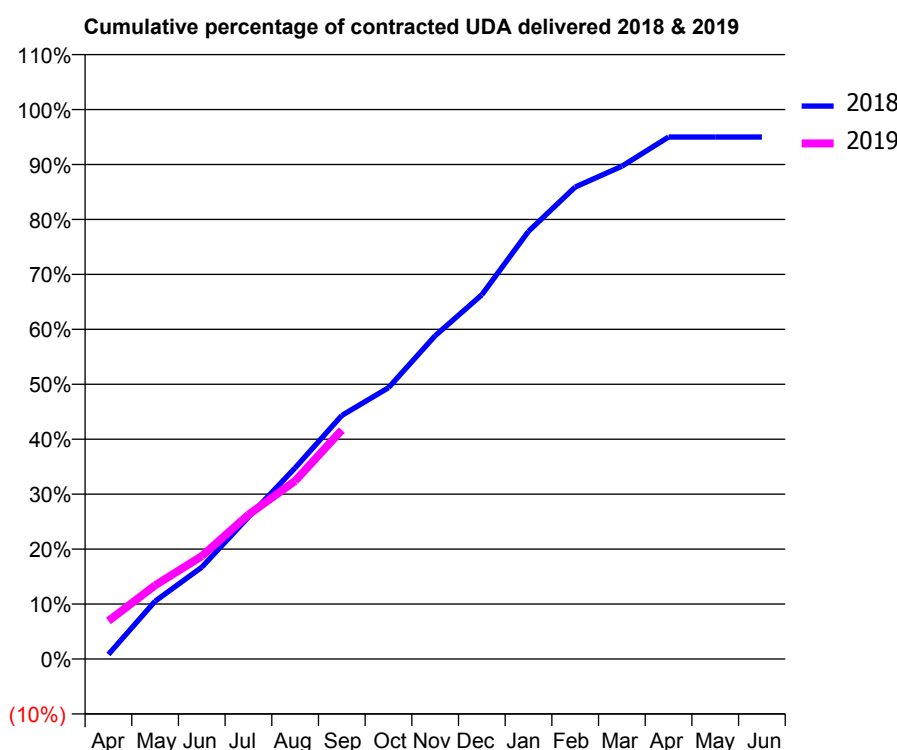
18/19 Contracted general activity (UDA)	1,260
Carry forward general activity (UDA)	0
18/19 Contracted orthodontic activity (UOA)	0
Carry forward orthodontic activity (UOA)	0
Baseline contract value	£28,323.59

## ACCESS\*

Patients seen in 24 months	Total	Change since previous quarter
Quarter ending September 2017	664	
Quarter ending December 2017	647	↓
Quarter ending March 2018	639	↓
Quarter ending June 2018	632	↓
Quarter ending September 2018	612	↓
<b>Variance since September 2017</b>	<b>(7.8%)</b>	<b>↓</b>



## ACTIVITY



Adjusted Scheduled Activity (UDA)		
Month	2018	2019
April	10	87
May	133	169
June	211	236
July	325	331
August	438	408
September	558	525
October	622	
November	741	
December	835	
January	981	
February	1,082	
March	1,130	
April	1,197	
May	1,197	
June	1,197	

## QUALITY

	Quantity	Base Number	Contract	AT	Region	England
% of FP17s for the same patient ID Re-attending within 3 months - Children	12	321	3.7%	11.0%	11.1%	11.6%
% of FP17s for the same patient ID Re-attending within 3 months - Adults	9	75	12.0%	16.1%	15.3%	15.5%
% of FP17s for the same patient ID Re-attending between 3 & 9 months - Children	205	321	63.9%	55.6%	61.1%	58.8%
% of FP17s for the same patient ID Re-attending between 3 & 9 months - Adults	42	75	56.0%	48.8%	52.3%	51.1%
% of FP17s for Band 1 Urgent Courses	11	367	3.0%	10.0%	9.5%	9.0%
% of FP17s Relating to Free Repair or Replacements	0	367	0.0%	0.6%	0.7%	0.8%
% of FP17s Relating to Continuations	0	367	0.0%	0.7%	0.8%	0.9%
% of Patients satisfied with the dentistry they have received	0	0	N/A	93.6%	93.6%	93.3%
% of Patients satisfied with the time they had to wait for an appointment	0	0	N/A	88.9%	88.8%	88.9%

\* This is based on patients treated on this contract for their most recent course of treatment. Figures in italics indicate the base number of FP17s or Patient Questionnaire responses are less than 100. N/A is shown where the base number of responses is less than 10 during the period. % is calculated as Quantity/Base number\*100

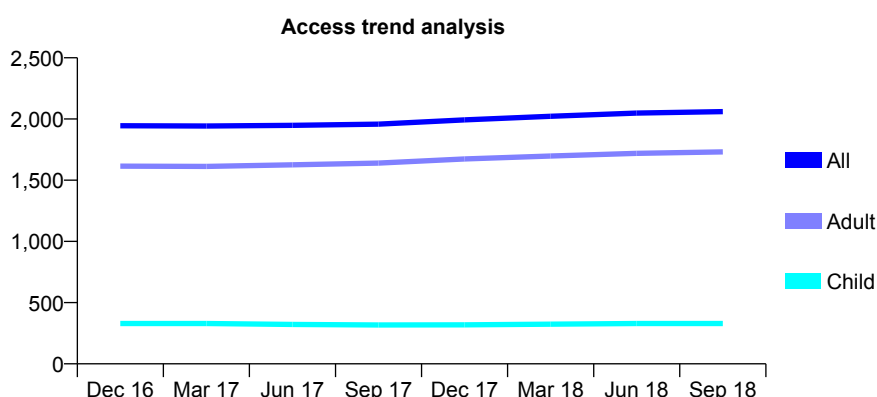
# Q67 - Vital Signs At a Glance Contract Report for 817600/0001 - September 2018

Name or company name	Browne, Laurens & Myint Dental Partnershi
Contract type name	GDS Contract
Purpose of contract	General
Contract start date	01/04/2006
Contract end date	

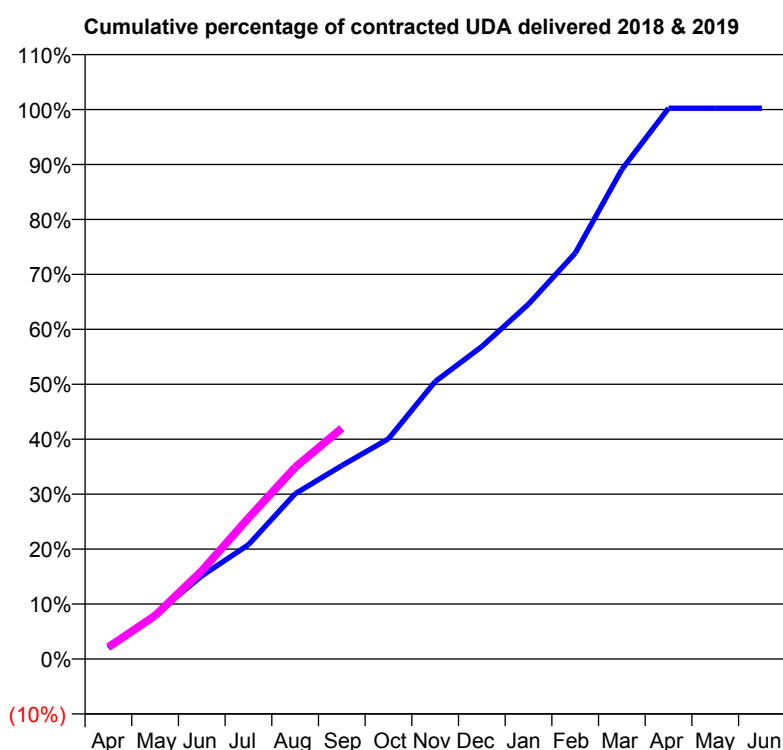
18/19 Contracted general activity (UDA)	8,025
Carry forward general activity (UDA)	0
18/19 Contracted orthodontic activity (UOA)	0
Carry forward orthodontic activity (UOA)	0
Baseline contract value	£210,883.63

## ACCESS\*

Patients seen in 24 months	Total	Change since previous quarter
Quarter ending September 2017	1,958	
Quarter ending December 2017	1,993	→
Quarter ending March 2018	2,022	→
Quarter ending June 2018	2,049	→
Quarter ending September 2018	2,060	→
<b>Variance since September 2017</b>	<b>5.2%</b>	<b>↑</b>



## ACTIVITY



Adjusted Scheduled Activity (UDA)		
Month	2018	2019
April	145	173
May	589	633
June	1,101	1,288
July	1,514	2,059
August	2,188	2,799
September	2,561	3,370
October	2,916	
November	3,674	
December	4,137	
January	4,699	
February	5,372	
March	6,482	
April	7,291	
May	7,291	
June	7,291	

## QUALITY

	Quantity	Base Number	Contract	AT	Region	England
% of FP17s for the same patient ID Re-attending within 3 months - Children	7	270	2.6%	11.0%	11.1%	11.6%
% of FP17s for the same patient ID Re-attending within 3 months - Adults	95	1,415	6.7%	16.1%	15.3%	15.5%
% of FP17s for the same patient ID Re-attending between 3 & 9 months - Children	187	270	69.3%	55.6%	61.1%	58.8%
% of FP17s for the same patient ID Re-attending between 3 & 9 months - Adults	1,072	1,415	75.8%	48.8%	52.3%	51.1%
% of FP17s for Band 1 Urgent Courses	38	1,527	2.5%	10.0%	9.5%	9.0%
% of FP17s Relating to Free Repair or Replacements	5	1,527	0.3%	0.6%	0.7%	0.8%
% of FP17s Relating to Continuations	0	1,527	0.0%	0.7%	0.8%	0.9%
% of Patients satisfied with the dentistry they have received	1	1	N/A	93.6%	93.6%	93.3%
% of Patients satisfied with the time they had to wait for an appointment	1	1	N/A	88.9%	88.8%	88.9%

\* This is based on patients treated on this contract for their most recent course of treatment. Figures in italics indicate the base number of FP17s or Patient Questionnaire responses are less than 100. N/A is shown where the base number of responses is less than 10 during the period. % is calculated as Quantity/Base number\*100

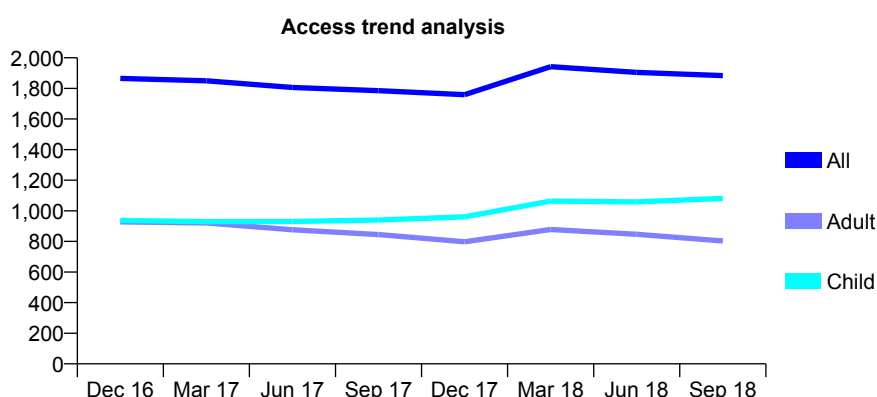
# Q67 - Vital Signs At a Glance Contract Report for 819565/0001 - September 2018

Name or company name	MR MN SOUTHON
Contract type name	GDS Contract
Purpose of contract	General and Orthodontic
Contract start date	06/09/2012
Contract end date	

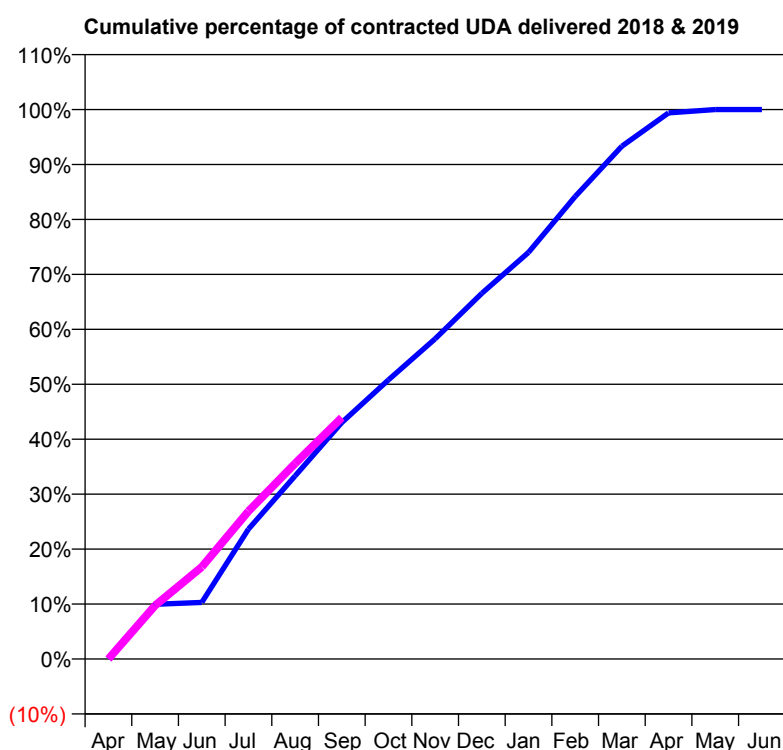
18/19 Contracted general activity (UDA)	4,674
Carry forward general activity (UDA)	0
18/19 Contracted orthodontic activity (UOA)	0
Carry forward orthodontic activity (UOA)	0
Baseline contract value	£113,955.03

## ACCESS\*

Patients seen in 24 months	Total	Change since previous quarter
Quarter ending September 2017	1,785	
Quarter ending December 2017	1,759	↓
Quarter ending March 2018	1,942	↑
Quarter ending June 2018	1,905	↓
Quarter ending September 2018	1,884	↓
<b>Variance since September 2017</b>	<b>5.5%</b>	<b>↑</b>



## ACTIVITY



Adjusted Scheduled Activity (UDA)		
Month	2018	2019
April	0	0
May	457	455
June	473	784
July	1,083	1,258
August	1,527	1,663
September	1,972	2,054
October	2,328	
November	2,670	
December	3,050	
January	3,391	
February	3,858	
March	4,277	
April	4,555	
May	4,583	
June	4,583	

## QUALITY

	Quantity	Base Number	Contract	AT	Region	England
% of FP17s for the same patient ID Re-attending within 3 months - Children	44	750	5.9%	11.0%	11.1%	11.6%
% of FP17s for the same patient ID Re-attending within 3 months - Adults	62	460	13.5%	16.1%	15.3%	15.5%
% of FP17s for the same patient ID Re-attending between 3 & 9 months - Children	413	750	55.1%	55.6%	61.1%	58.8%
% of FP17s for the same patient ID Re-attending between 3 & 9 months - Adults	242	460	52.6%	48.8%	52.3%	51.1%
% of FP17s for Band 1 Urgent Courses	48	1,069	4.5%	10.0%	9.5%	9.0%
% of FP17s Relating to Free Repair or Replacements	0	1,069	0.0%	0.6%	0.7%	0.8%
% of FP17s Relating to Continuations	22	1,069	2.1%	0.7%	0.8%	0.9%
% of Patients satisfied with the dentistry they have received	0	0	N/A	93.6%	93.6%	93.3%
% of Patients satisfied with the time they had to wait for an appointment	0	0	N/A	88.9%	88.8%	88.9%

\* This is based on patients treated on this contract for their most recent course of treatment. Figures in italics indicate the base number of FP17s or Patient Questionnaire responses are less than 100. N/A is shown where the base number of responses is less than 10 during the period. % is calculated as Quantity/Base number\*100



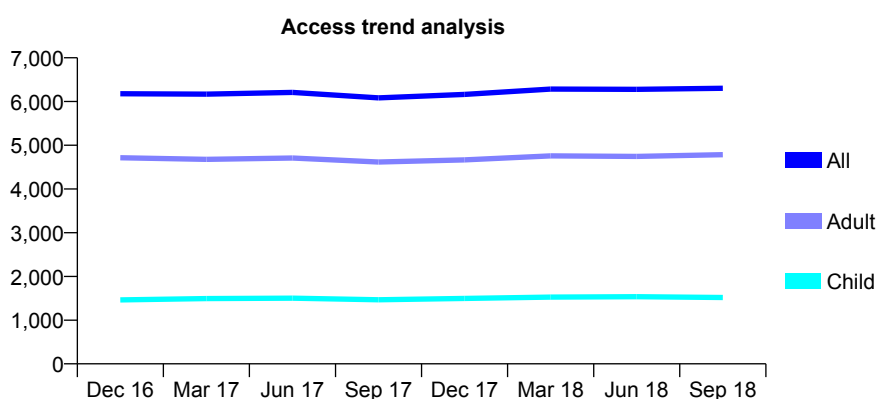
## Q67 - Vital Signs At a Glance Contract Report for 820008/0001 - September 2018

Name or company name	MR PW MAUTHE
Contract type name	GDS Contract
Purpose of contract	General
Contract start date	01/04/2006
Contract end date	

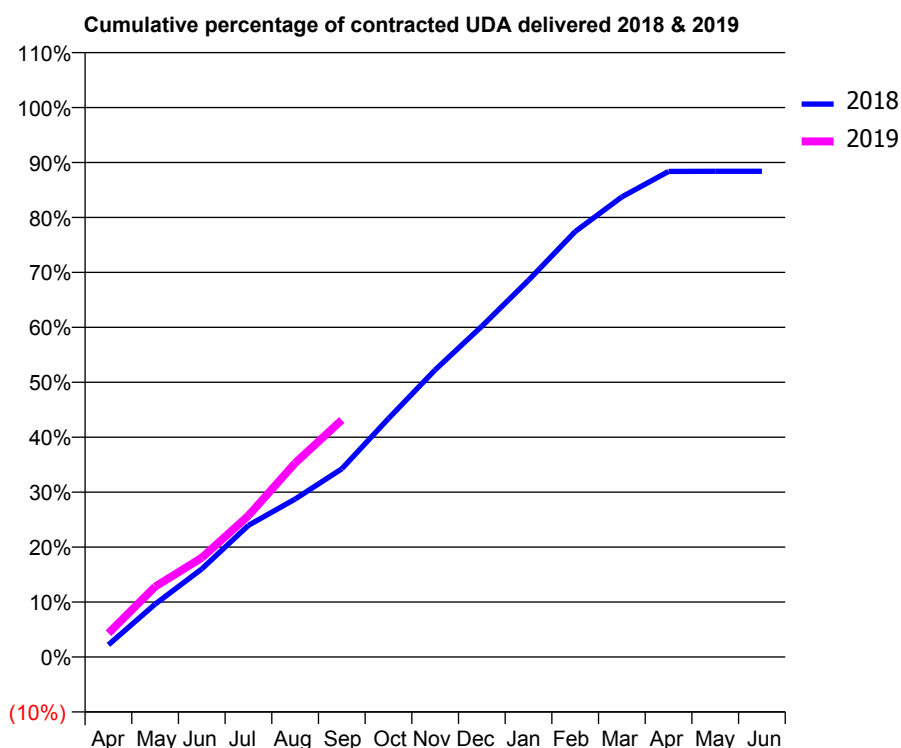
18/19 Contracted general activity (UDA)	17,666
Carry forward general activity (UDA)	0
18/19 Contracted orthodontic activity (UOA)	0
Carry forward orthodontic activity (UOA)	0
Baseline contract value	£436,864.78

### ACCESS\*

Patients seen in 24 months	Total	Change since previous quarter
Quarter ending September 2017	6,083	
Quarter ending December 2017	6,163	→
Quarter ending March 2018	6,284	→
Quarter ending June 2018	6,279	→
Quarter ending September 2018	6,302	→
<b>Variance since September 2017</b>	<b>3.6%</b>	<b>↑</b>



### ACTIVITY



Adjusted Scheduled Activity (UDA)		
Month	2018	2019
April	393	765
May	1,698	2,263
June	2,830	3,190
July	4,234	4,545
August	5,079	6,235
September	6,049	7,622
October	7,668	
November	9,231	
December	10,633	
January	12,114	
February	13,676	
March	14,791	
April	15,613	
May	15,616	
June	15,616	

### QUALITY

	Quantity	Base Number	Contract	AT	Region	England
% of FP17s for the same patient ID Re-attending within 3 months - Children	63	1,065	5.9%	11.0%	11.1%	11.6%
% of FP17s for the same patient ID Re-attending within 3 months - Adults	512	3,154	16.2%	16.1%	15.3%	15.5%
% of FP17s for the same patient ID Re-attending between 3 & 9 months - Children	538	1,065	50.5%	55.6%	61.1%	58.8%
% of FP17s for the same patient ID Re-attending between 3 & 9 months - Adults	1,377	3,154	43.7%	48.8%	52.3%	51.1%
% of FP17s for Band 1 Urgent Courses	403	3,645	11.1%	10.0%	9.5%	9.0%
% of FP17s Relating to Free Repair or Replacements	21	3,645	0.6%	0.6%	0.7%	0.8%
% of FP17s Relating to Continuations	46	3,645	1.3%	0.7%	0.8%	0.9%
% of Patients satisfied with the dentistry they have received	4	4	N/A	93.6%	93.6%	93.3%
% of Patients satisfied with the time they had to wait for an appointment	4	4	N/A	88.9%	88.8%	88.9%

\* This is based on patients treated on this contract for their most recent course of treatment. Figures in italics indicate the base number of FP17s or Patient Questionnaire responses are less than 100. N/A is shown where the base number of responses is less than 10 during the period. % is calculated as Quantity/Base number\*100

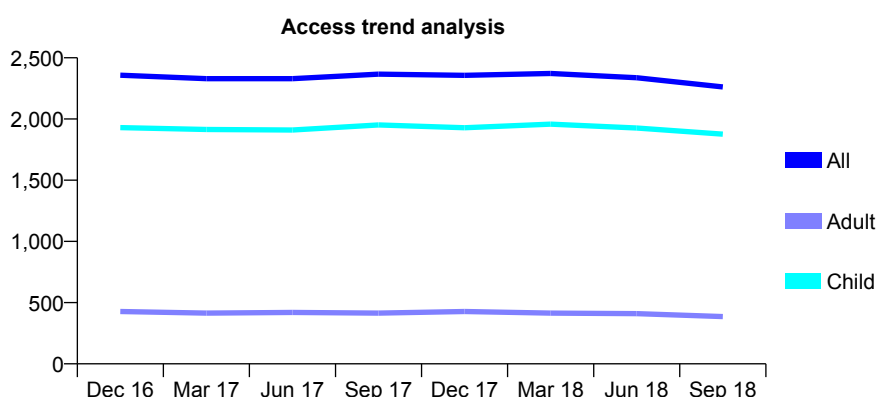
# Q67 - Vital Signs At a Glance Contract Report for 822671/0001 - September 2018

Name or company name	The Stradbrook Dental Centre
Contract type name	GDS Contract
Purpose of contract	General
Contract start date	01/04/2006
Contract end date	

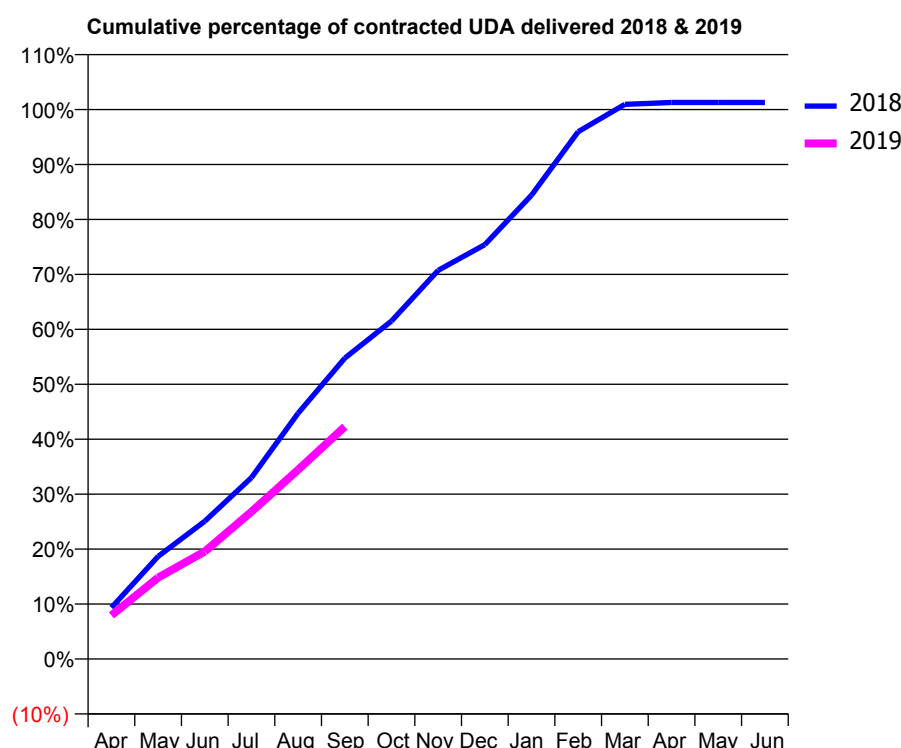
18/19 Contracted general activity (UDA)	4,900
Carry forward general activity (UDA)	0
18/19 Contracted orthodontic activity (UOA)	0
Carry forward orthodontic activity (UOA)	0
Baseline contract value	£121,172.73

## ACCESS\*

Patients seen in 24 months	Total	Change since previous quarter
Quarter ending September 2017	2,367	
Quarter ending December 2017	2,357	→
Quarter ending March 2018	2,372	→
Quarter ending June 2018	2,337	↓
Quarter ending September 2018	2,262	↓
<b>Variance since September 2017</b>	<b>(4.4%)</b>	<b>↓</b>



## ACTIVITY



Adjusted Scheduled Activity (UDA)		
Month	2018	2019
April	459	389
May	915	725
June	1,229	959
July	1,618	1,313
August	2,192	1,688
September	2,684	2,072
October	3,014	
November	3,465	
December	3,695	
January	4,137	
February	4,703	
March	4,946	
April	4,962	
May	4,962	
June	4,962	

## QUALITY

	Quantity	Base Number	Contract	AT	Region	England
% of FP17s for the same patient ID Re-attending within 3 months - Children	79	1,415	5.6%	11.0%	11.1%	11.6%
% of FP17s for the same patient ID Re-attending within 3 months - Adults	31	159	19.5%	16.1%	15.3%	15.5%
% of FP17s for the same patient ID Re-attending between 3 & 9 months - Children	930	1,415	65.7%	55.6%	61.1%	58.8%
% of FP17s for the same patient ID Re-attending between 3 & 9 months - Adults	89	159	56.0%	48.8%	52.3%	51.1%
% of FP17s for Band 1 Urgent Courses	53	1,564	3.4%	10.0%	9.5%	9.0%
% of FP17s Relating to Free Repair or Replacements	0	1,564	0.0%	0.6%	0.7%	0.8%
% of FP17s Relating to Continuations	1	1,564	0.1%	0.7%	0.8%	0.9%
% of Patients satisfied with the dentistry they have received	0	0	N/A	93.6%	93.6%	93.3%
% of Patients satisfied with the time they had to wait for an appointment	0	0	N/A	88.9%	88.8%	88.9%

\* This is based on patients treated on this contract for their most recent course of treatment. Figures in italics indicate the base number of FP17s or Patient Questionnaire responses are less than 100. N/A is shown where the base number of responses is less than 10 during the period. % is calculated as Quantity/Base number\*100

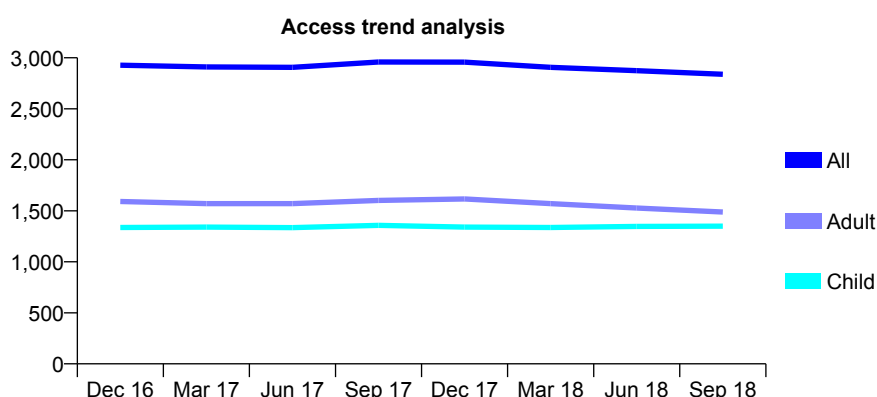
# Q67 - Vital Signs At a Glance Contract Report for 828963/0001 - September 2018

Name or company name	MR SM PEARCE
Contract type name	GDS Contract
Purpose of contract	General
Contract start date	01/04/2006
Contract end date	

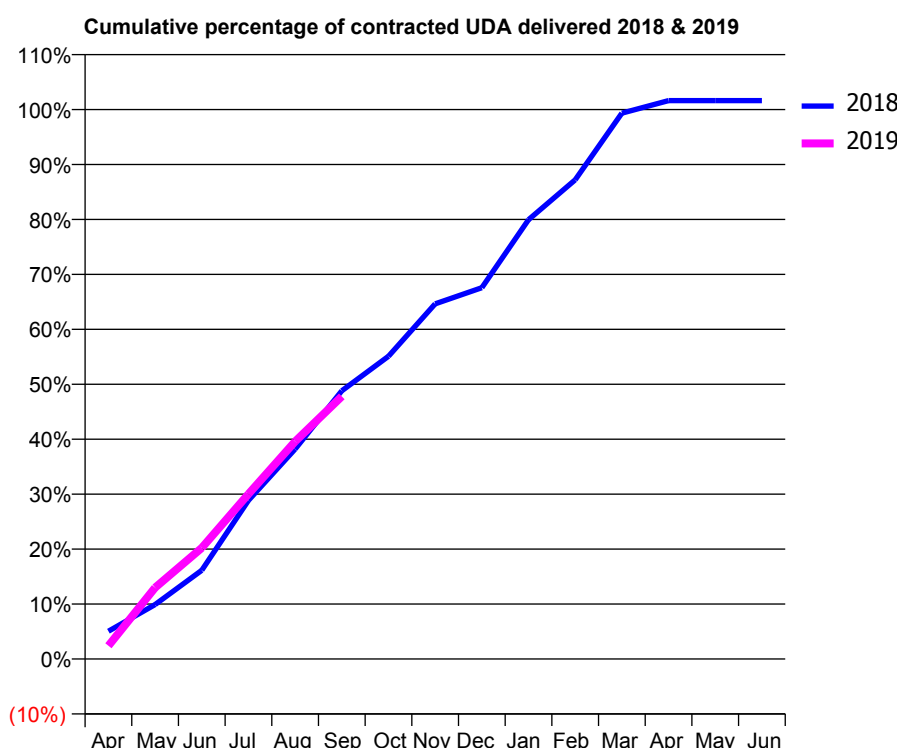
18/19 Contracted general activity (UDA)	4,413
Carry forward general activity (UDA)	0
18/19 Contracted orthodontic activity (UOA)	0
Carry forward orthodontic activity (UOA)	0
Baseline contract value	£109,129.66

## ACCESS\*

Patients seen in 24 months	Total	Change since previous quarter
Quarter ending September 2017	2,959	
Quarter ending December 2017	2,957	→
Quarter ending March 2018	2,907	↓
Quarter ending June 2018	2,874	↓
Quarter ending September 2018	2,838	↓
<b>Variance since September 2017</b>	<b>(4.1%)</b>	<b>↓</b>



## ACTIVITY



Adjusted Scheduled Activity (UDA)		
Month	2018	2019
April	223	107
May	437	574
June	713	893
July	1,274	1,325
August	1,686	1,747
September	2,154	2,109
October	2,432	
November	2,853	
December	2,982	
January	3,528	
February	3,848	
March	4,384	
April	4,485	
May	4,485	
June	4,485	

## QUALITY

	Quantity	Base Number	Contract	AT	Region	England
% of FP17s for the same patient ID Re-attending within 3 months - Children	46	947	4.9%	11.0%	11.1%	11.6%
% of FP17s for the same patient ID Re-attending within 3 months - Adults	25	629	4.0%	16.1%	15.3%	15.5%
% of FP17s for the same patient ID Re-attending between 3 & 9 months - Children	476	947	50.3%	55.6%	61.1%	58.8%
% of FP17s for the same patient ID Re-attending between 3 & 9 months - Adults	290	629	46.1%	48.8%	52.3%	51.1%
% of FP17s for Band 1 Urgent Courses	4	1,501	0.3%	10.0%	9.5%	9.0%
% of FP17s Relating to Free Repair or Replacements	0	1,501	0.0%	0.6%	0.7%	0.8%
% of FP17s Relating to Continuations	5	1,501	0.3%	0.7%	0.8%	0.9%
% of Patients satisfied with the dentistry they have received	1	1	N/A	93.6%	93.6%	93.3%
% of Patients satisfied with the time they had to wait for an appointment	1	1	N/A	88.9%	88.8%	88.9%

\* This is based on patients treated on this contract for their most recent course of treatment. Figures in italics indicate the base number of FP17s or Patient Questionnaire responses are less than 100. N/A is shown where the base number of responses is less than 10 during the period. % is calculated as Quantity/Base number\*100

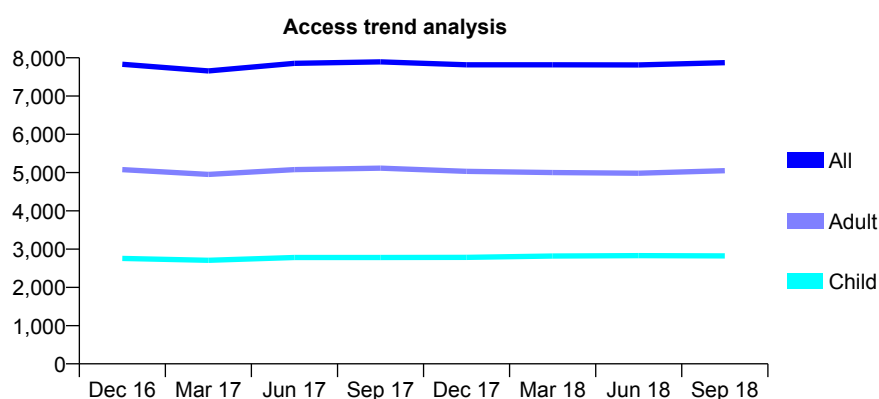
## Q67 - Vital Signs At a Glance Contract Report for 829285/0003 - September 2018

Name or company name	MRS CO ADELOYE
Contract type name	GDS Contract
Purpose of contract	General
Contract start date	08/12/2006
Contract end date	

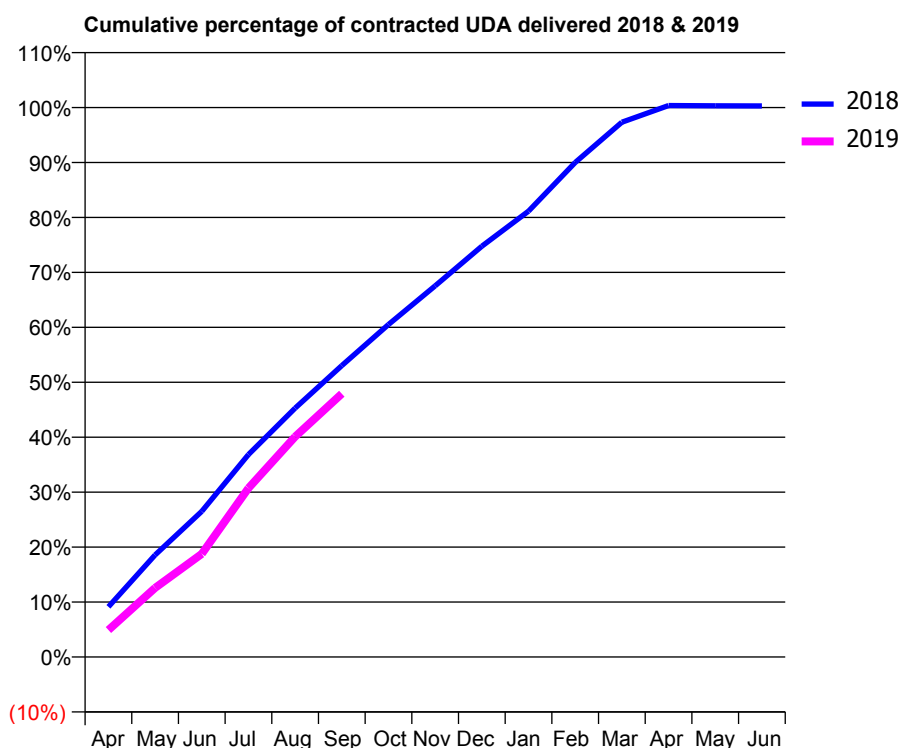
18/19 Contracted general activity (UDA)	21,200
Carry forward general activity (UDA)	0
18/19 Contracted orthodontic activity (UOA)	0
Carry forward orthodontic activity (UOA)	0
Baseline contract value	£520,839.15

### ACCESS\*

Patients seen in 24 months	Total	Change since previous quarter
Quarter ending September 2017	7,895	
Quarter ending December 2017	7,816	↓
Quarter ending March 2018	7,816	→
Quarter ending June 2018	7,812	→
Quarter ending September 2018	7,872	→
<b>Variance since September 2017</b>	<b>(0.3%)</b>	→



### ACTIVITY



Adjusted Scheduled Activity (UDA)		
Month	2018	2019
April	1,935	1,042
May	3,940	2,666
June	5,621	3,977
July	7,813	6,518
August	9,605	8,504
September	11,244	10,160
October	12,828	
November	14,320	
December	15,848	
January	17,201	
February	19,081	
March	20,634	
April	21,273	
May	21,265	
June	21,259	

### QUALITY

	Quantity	Base Number	Contract	AT	Region	England
% of FP17s for the same patient ID Re-attending within 3 months - Children	109	1,620	6.7%	11.0%	11.1%	11.6%
% of FP17s for the same patient ID Re-attending within 3 months - Adults	457	2,846	16.1%	16.1%	15.3%	15.5%
% of FP17s for the same patient ID Re-attending between 3 & 9 months - Children	539	1,620	33.3%	55.6%	61.1%	58.8%
% of FP17s for the same patient ID Re-attending between 3 & 9 months - Adults	865	2,846	30.4%	48.8%	52.3%	51.1%
% of FP17s for Band 1 Urgent Courses	416	4,200	9.9%	10.0%	9.5%	9.0%
% of FP17s Relating to Free Repair or Replacements	50	4,200	1.2%	0.6%	0.7%	0.8%
% of FP17s Relating to Continuations	32	4,200	0.8%	0.7%	0.8%	0.9%
% of Patients satisfied with the dentistry they have received	4	4	N/A	93.6%	93.6%	93.3%
% of Patients satisfied with the time they had to wait for an appointment	4	4	N/A	88.9%	88.8%	88.9%

\* This is based on patients treated on this contract for their most recent course of treatment. Figures in italics indicate the base number of FP17s or Patient Questionnaire responses are less than 100. N/A is shown where the base number of responses is less than 10 during the period. % is calculated as Quantity/Base number\*100

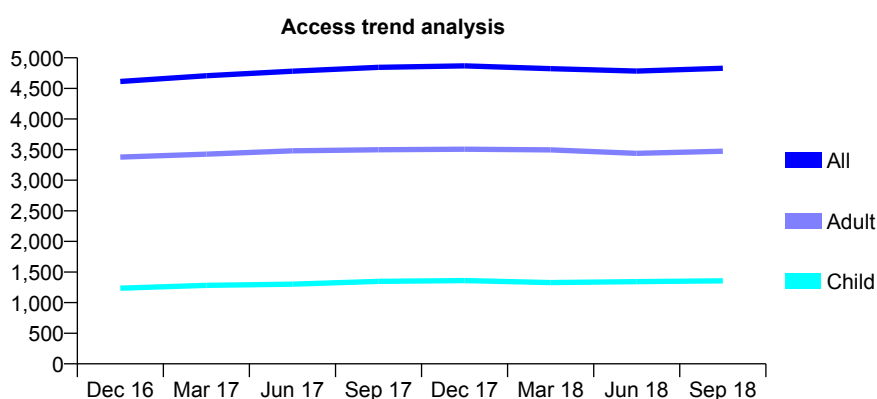
## Q67 - Vital Signs At a Glance Contract Report for 829285/0004 - September 2018

Name or company name	MRS CO ADELOYE
Contract type name	GDS Contract
Purpose of contract	General
Contract start date	02/07/2007
Contract end date	

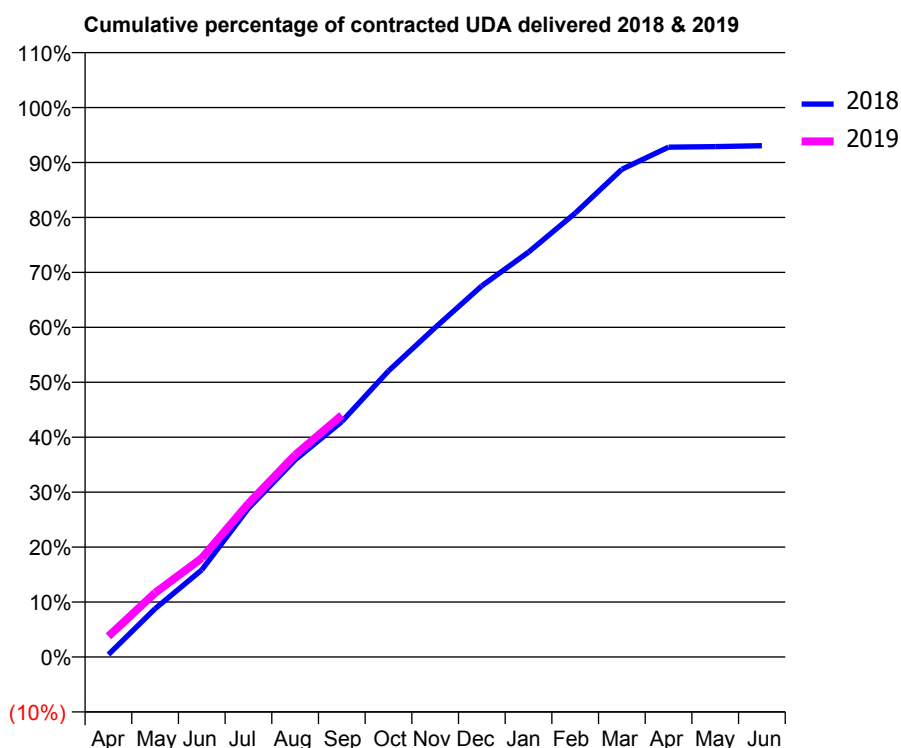
18/19 Contracted general activity (UDA)	16,500
Carry forward general activity (UDA)	0
18/19 Contracted orthodontic activity (UOA)	0
Carry forward orthodontic activity (UOA)	0
Baseline contract value	£358,155.65

### ACCESS\*

Patients seen in 24 months	Total	Change since previous quarter
Quarter ending September 2017	4,845	
Quarter ending December 2017	4,868	→
Quarter ending March 2018	4,823	→
Quarter ending June 2018	4,783	→
Quarter ending September 2018	4,830	→
<b>Variance since September 2017</b>	<b>(0.3%)</b>	→



### ACTIVITY



Adjusted Scheduled Activity (UDA)		
Month	2018	2019
April	73	621
May	1,452	1,929
June	2,616	2,968
July	4,465	4,612
August	5,920	6,068
September	7,068	7,261
October	8,590	
November	9,891	
December	11,147	
January	12,159	
February	13,326	
March	14,645	
April	15,308	
May	15,324	
June	15,355	

### QUALITY

	Quantity	Base Number	Contract	AT	Region	England
% of FP17s for the same patient ID Re-attending within 3 months - Children	79	847	9.3%	11.0%	11.1%	11.6%
% of FP17s for the same patient ID Re-attending within 3 months - Adults	350	2,132	16.4%	16.1%	15.3%	15.5%
% of FP17s for the same patient ID Re-attending between 3 & 9 months - Children	359	847	42.4%	55.6%	61.1%	58.8%
% of FP17s for the same patient ID Re-attending between 3 & 9 months - Adults	856	2,132	40.2%	48.8%	52.3%	51.1%
% of FP17s for Band 1 Urgent Courses	216	2,723	7.9%	10.0%	9.5%	9.0%
% of FP17s Relating to Free Repair or Replacements	27	2,723	1.0%	0.6%	0.7%	0.8%
% of FP17s Relating to Continuations	22	2,723	0.8%	0.7%	0.8%	0.9%
% of Patients satisfied with the dentistry they have received	2	3	N/A	93.6%	93.6%	93.3%
% of Patients satisfied with the time they had to wait for an appointment	3	3	N/A	88.9%	88.8%	88.9%

\* This is based on patients treated on this contract for their most recent course of treatment. Figures in italics indicate the base number of FP17s or Patient Questionnaire responses are less than 100. N/A is shown where the base number of responses is less than 10 during the period. % is calculated as Quantity/Base number\*100

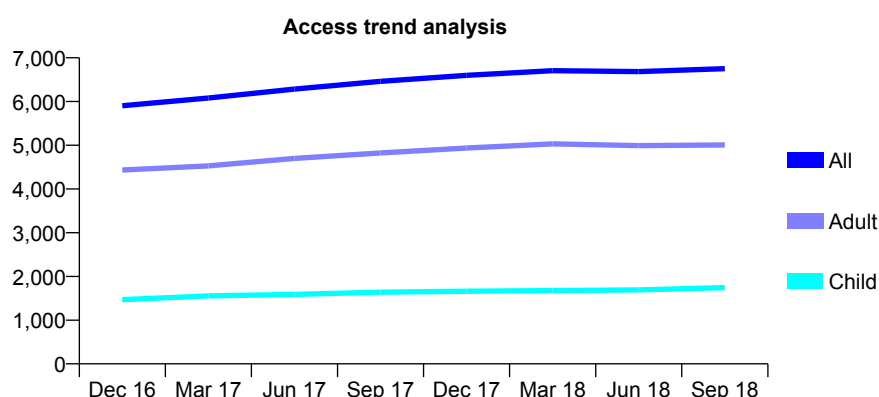
# Q67 - Vital Signs At a Glance Contract Report for 829285/0005 - September 2018

Name or company name	MRS CO ADELOYE
Contract type name	GDS Contract
Purpose of contract	General
Contract start date	01/06/2008
Contract end date	

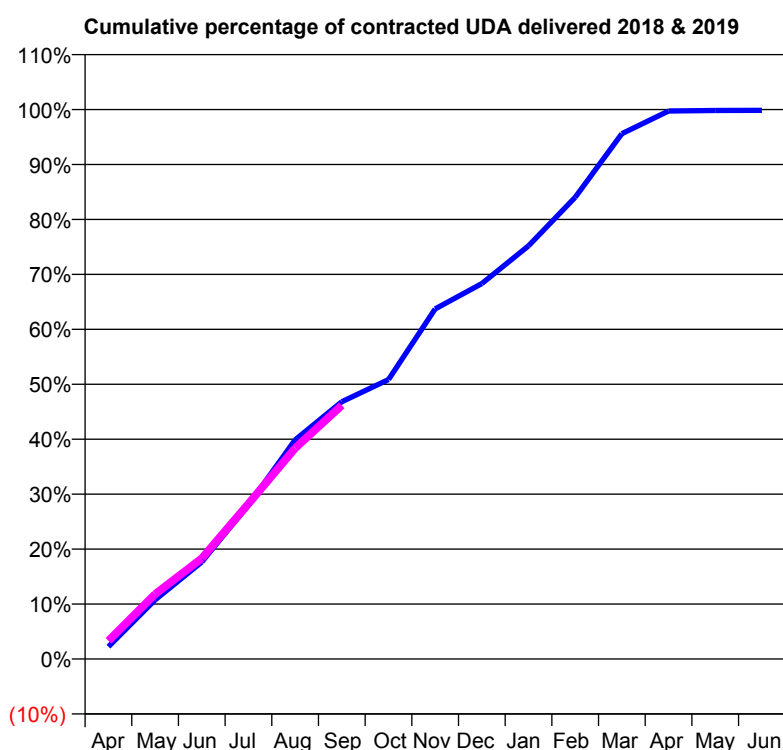
18/19 Contracted general activity (UDA)	18,000
Carry forward general activity (UDA)	29
18/19 Contracted orthodontic activity (UOA)	0
Carry forward orthodontic activity (UOA)	0
Baseline contract value	£432,406.49

## ACCESS\*

Patients seen in 24 months	Total	Change since previous quarter
Quarter ending September 2017	6,462	
Quarter ending December 2017	6,598	↑
Quarter ending March 2018	6,706	→
Quarter ending June 2018	6,683	→
Quarter ending September 2018	6,750	→
<b>Variance since September 2017</b>	<b>4.5%</b>	<b>↑</b>



## ACTIVITY



Adjusted Scheduled Activity (UDA)		
Month	2018	2019
April	406	596
May	1,938	2,125
June	3,178	3,297
July	5,048	5,087
August	7,180	6,908
September	8,428	8,309
October	9,155	
November	11,468	
December	12,298	
January	13,534	
February	15,125	
March	17,209	
April	17,950	
May	17,970	
June	17,971	

## QUALITY

	Quantity	Base Number	Contract	AT	Region	England
% of FP17s for the same patient ID Re-attending within 3 months - Children	58	1,122	5.2%	11.0%	11.1%	11.6%
% of FP17s for the same patient ID Re-attending within 3 months - Adults	588	3,135	18.8%	16.1%	15.3%	15.5%
% of FP17s for the same patient ID Re-attending between 3 & 9 months - Children	391	1,122	34.8%	55.6%	61.1%	58.8%
% of FP17s for the same patient ID Re-attending between 3 & 9 months - Adults	1,064	3,135	33.9%	48.8%	52.3%	51.1%
% of FP17s for Band 1 Urgent Courses	514	3,896	13.2%	10.0%	9.5%	9.0%
% of FP17s Relating to Free Repair or Replacements	126	3,896	3.2%	0.6%	0.7%	0.8%
% of FP17s Relating to Continuations	18	3,896	0.5%	0.7%	0.8%	0.9%
% of Patients satisfied with the dentistry they have received	3	4	N/A	93.6%	93.6%	93.3%
% of Patients satisfied with the time they had to wait for an appointment	3	4	N/A	88.9%	88.8%	88.9%

\* This is based on patients treated on this contract for their most recent course of treatment. Figures in italics indicate the base number of FP17s or Patient Questionnaire responses are less than 100. N/A is shown where the base number of responses is less than 10 during the period. % is calculated as Quantity/Base number\*100

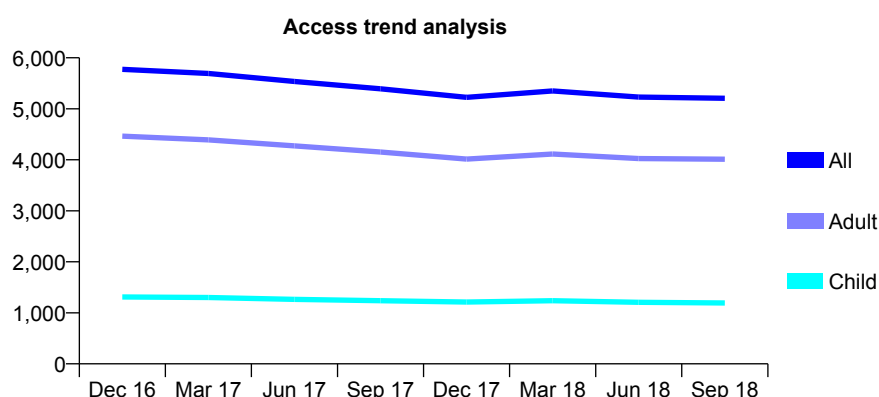
# Q67 - Vital Signs At a Glance Contract Report for 844292/0001 - September 2018

Name or company name	Mr Vikas Patel
Contract type name	GDS Contract
Purpose of contract	General
Contract start date	01/04/2006
Contract end date	

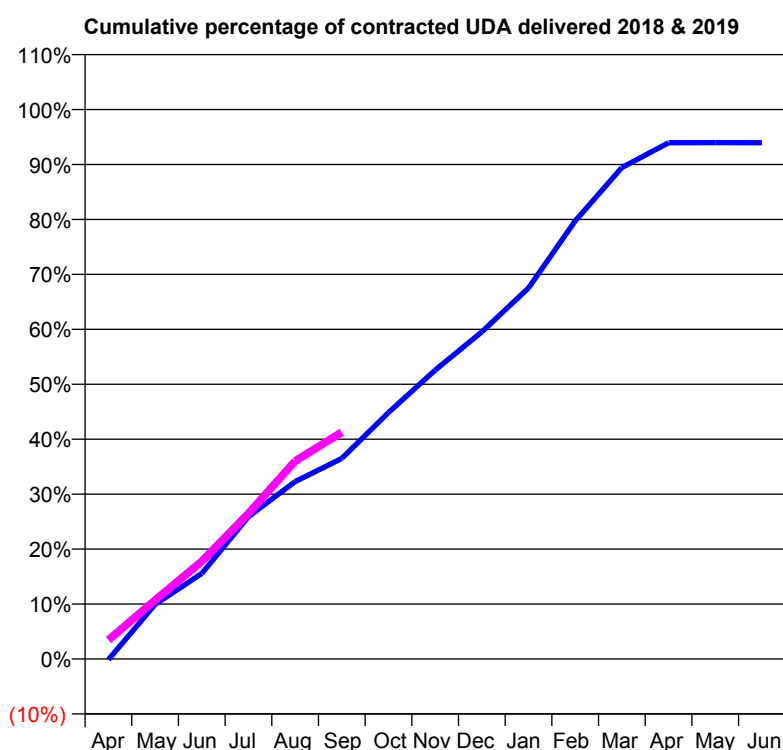
18/19 Contracted general activity (UDA)	15,454
Carry forward general activity (UDA)	0
18/19 Contracted orthodontic activity (UOA)	0
Carry forward orthodontic activity (UOA)	0
Baseline contract value	£386,357.13

## ACCESS\*

Patients seen in 24 months	Total	Change since previous quarter
Quarter ending September 2017	5,392	
Quarter ending December 2017	5,225	↓
Quarter ending March 2018	5,351	↑
Quarter ending June 2018	5,230	↓
Quarter ending September 2018	5,206	→
<b>Variance since September 2017</b>	<b>(3.4%)</b>	<b>↓</b>



## ACTIVITY



Adjusted Scheduled Activity (UDA)		
Month	2018	2019
April	-19	535
May	1,534	1,655
June	2,406	2,748
July	4,004	4,093
August	4,989	5,568
September	5,641	6,376
October	6,933	
November	8,125	
December	9,202	
January	10,433	
February	12,320	
March	13,820	
April	14,519	
May	14,521	
June	14,518	

## QUALITY

	Quantity	Base Number	Contract	AT	Region	England
% of FP17s for the same patient ID Re-attending within 3 months - Children	87	869	10.0%	11.0%	11.1%	11.6%
% of FP17s for the same patient ID Re-attending within 3 months - Adults	370	2,638	14.0%	16.1%	15.3%	15.5%
% of FP17s for the same patient ID Re-attending between 3 & 9 months - Children	513	869	59.0%	55.6%	61.1%	58.8%
% of FP17s for the same patient ID Re-attending between 3 & 9 months - Adults	1,351	2,638	51.2%	48.8%	52.3%	51.1%
% of FP17s for Band 1 Urgent Courses	359	3,230	11.1%	10.0%	9.5%	9.0%
% of FP17s Relating to Free Repair or Replacements	42	3,230	1.3%	0.6%	0.7%	0.8%
% of FP17s Relating to Continuations	15	3,230	0.5%	0.7%	0.8%	0.9%
% of Patients satisfied with the dentistry they have received	4	4	N/A	93.6%	93.6%	93.3%
% of Patients satisfied with the time they had to wait for an appointment	4	4	N/A	88.9%	88.8%	88.9%

\* This is based on patients treated on this contract for their most recent course of treatment. Figures in italics indicate the base number of FP17s or Patient Questionnaire responses are less than 100. N/A is shown where the base number of responses is less than 10 during the period. % is calculated as Quantity/Base number\*100



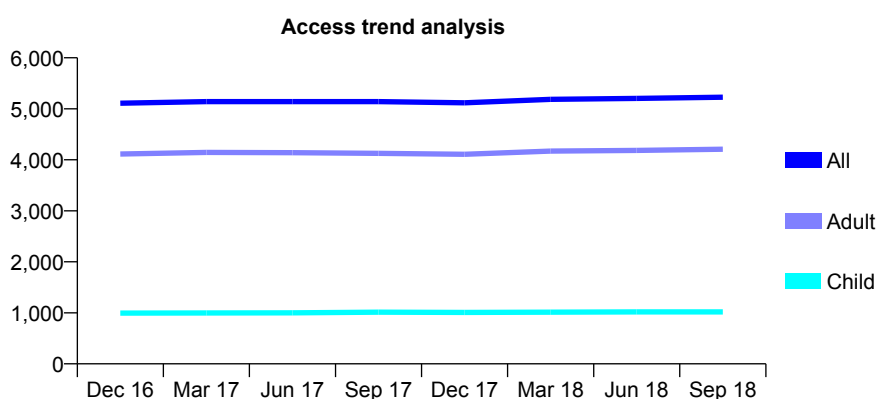
## Q67 - Vital Signs At a Glance Contract Report for 847259/0001 - September 2018

Name or company name	MR GT HAMILL
Contract type name	GDS Contract
Purpose of contract	General
Contract start date	01/04/2006
Contract end date	

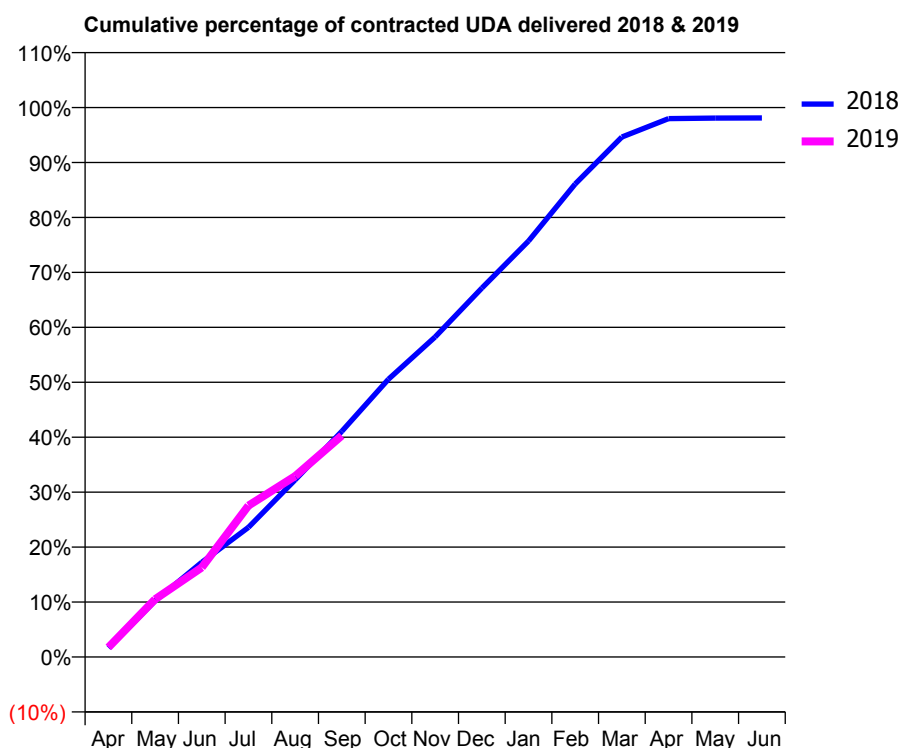
18/19 Contracted general activity (UDA)	18,400
Carry forward general activity (UDA)	349
18/19 Contracted orthodontic activity (UOA)	0
Carry forward orthodontic activity (UOA)	0
Baseline contract value	£413,616.05

### ACCESS\*

Patients seen in 24 months	Total	Change since previous quarter
Quarter ending September 2017	5,142	
Quarter ending December 2017	5,117	→
Quarter ending March 2018	5,185	→
Quarter ending June 2018	5,203	→
Quarter ending September 2018	5,227	→
<b>Variance since September 2017</b>	<b>1.7%</b>	<b>→</b>



### ACTIVITY



Adjusted Scheduled Activity (UDA)		
Month	2018	2019
April	306	323
May	1,884	1,937
June	3,173	2,997
July	4,343	5,072
August	5,931	6,055
September	7,558	7,416
October	9,304	
November	10,717	
December	12,352	
January	13,929	
February	15,842	
March	17,413	
April	18,029	
May	18,047	
June	18,050	

### QUALITY

	Quantity	Base Number	Contract	AT	Region	England
% of FP17s for the same patient ID Re-attending within 3 months - Children	51	849	6.0%	11.0%	11.1%	11.6%
% of FP17s for the same patient ID Re-attending within 3 months - Adults	434	3,268	13.3%	16.1%	15.3%	15.5%
% of FP17s for the same patient ID Re-attending between 3 & 9 months - Children	634	849	74.7%	55.6%	61.1%	58.8%
% of FP17s for the same patient ID Re-attending between 3 & 9 months - Adults	2,089	3,268	63.9%	48.8%	52.3%	51.1%
% of FP17s for Band 1 Urgent Courses	188	3,838	4.9%	10.0%	9.5%	9.0%
% of FP17s Relating to Free Repair or Replacements	84	3,838	2.2%	0.6%	0.7%	0.8%
% of FP17s Relating to Continuations	75	3,838	2.0%	0.7%	0.8%	0.9%
% of Patients satisfied with the dentistry they have received	4	5	N/A	93.6%	93.6%	93.3%
% of Patients satisfied with the time they had to wait for an appointment	5	5	N/A	88.9%	88.8%	88.9%

\* This is based on patients treated on this contract for their most recent course of treatment. Figures in italics indicate the base number of FP17s or Patient Questionnaire responses are less than 100. N/A is shown where the base number of responses is less than 10 during the period. % is calculated as Quantity/Base number\*100

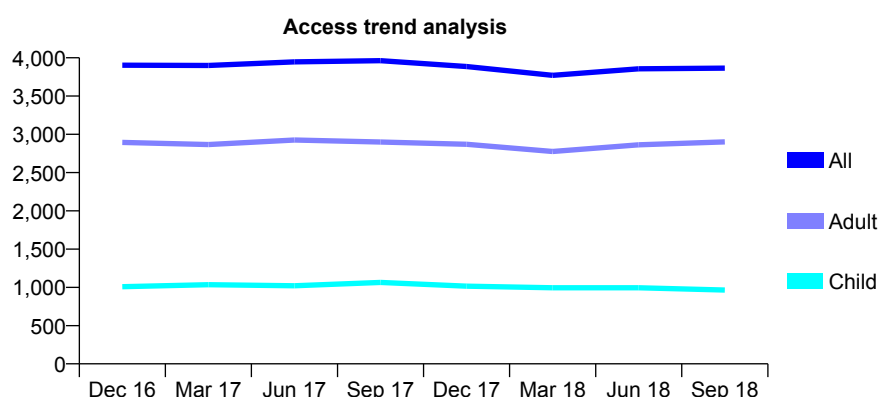
# Q67 - Vital Signs At a Glance Contract Report for 848220/0001 - September 2018

Name or company name	MS M RAMZANI
Contract type name	GDS Contract
Purpose of contract	General
Contract start date	01/04/2006
Contract end date	

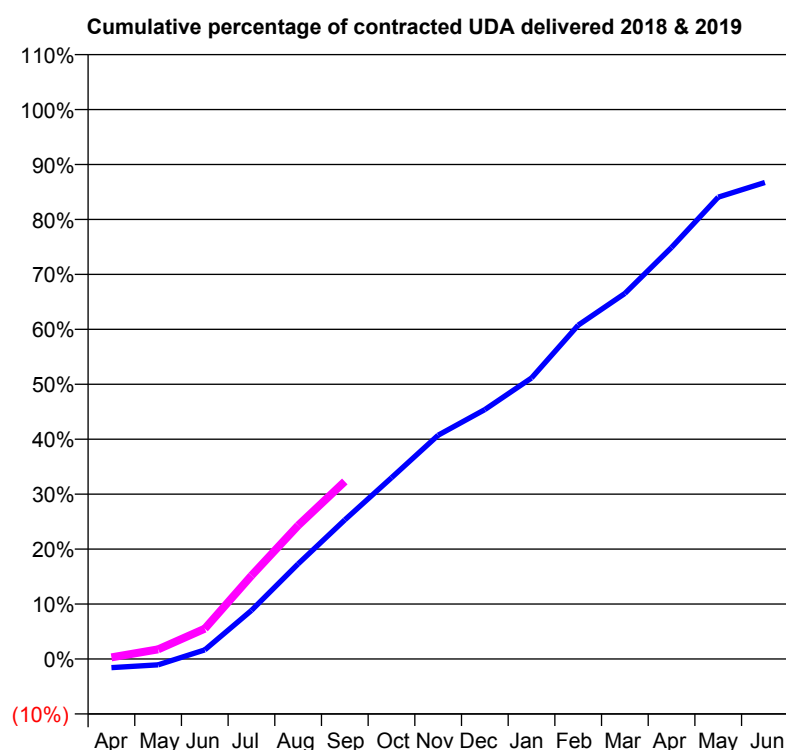
18/19 Contracted general activity (UDA)	17,760
Carry forward general activity (UDA)	0
18/19 Contracted orthodontic activity (UOA)	0
Carry forward orthodontic activity (UOA)	0
Baseline contract value	£444,003.62

## ACCESS\*

Patients seen in 24 months	Total	Change since previous quarter
Quarter ending September 2017	3,963	
Quarter ending December 2017	3,885	↓
Quarter ending March 2018	3,770	↓
Quarter ending June 2018	3,856	↑
Quarter ending September 2018	3,865	→
<b>Variance since September 2017</b>	<b>(2.5%)</b>	<b>↓</b>



## ACTIVITY



Adjusted Scheduled Activity (UDA)		
Month	2018	2019
April	-284	55
May	-193	313
June	295	981
July	1,571	2,696
August	3,076	4,314
September	4,497	5,737
October	5,859	
November	7,234	
December	8,062	
January	9,085	
February	10,791	
March	11,816	
April	13,300	
May	14,925	
June	15,400	

## QUALITY

	Quantity	Base Number	Contract	AT	Region	England
% of FP17s for the same patient ID Re-attending within 3 months - Children	127	787	16.1%	11.0%	11.1%	11.6%
% of FP17s for the same patient ID Re-attending within 3 months - Adults	372	2,025	18.4%	16.1%	15.3%	15.5%
% of FP17s for the same patient ID Re-attending between 3 & 9 months - Children	386	787	49.0%	55.6%	61.1%	58.8%
% of FP17s for the same patient ID Re-attending between 3 & 9 months - Adults	851	2,025	42.0%	48.8%	52.3%	51.1%
% of FP17s for Band 1 Urgent Courses	206	1,783	11.6%	10.0%	9.5%	9.0%
% of FP17s Relating to Free Repair or Replacements	29	1,783	1.6%	0.6%	0.7%	0.8%
% of FP17s Relating to Continuations	5	1,783	0.3%	0.7%	0.8%	0.9%
% of Patients satisfied with the dentistry they have received	2	2	N/A	93.6%	93.6%	93.3%
% of Patients satisfied with the time they had to wait for an appointment	2	2	N/A	88.9%	88.8%	88.9%

\* This is based on patients treated on this contract for their most recent course of treatment. Figures in italics indicate the base number of FP17s or Patient Questionnaire responses are less than 100. N/A is shown where the base number of responses is less than 10 during the period. % is calculated as Quantity/Base number\*100

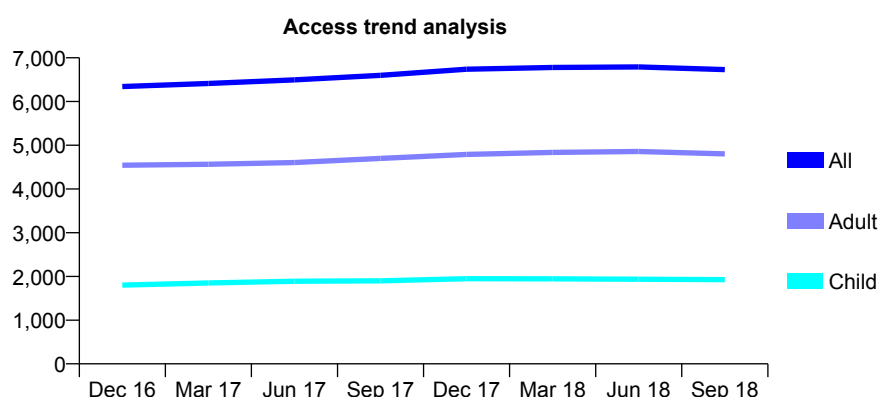
# Q67 - Vital Signs At a Glance Contract Report for 855405/0001 - September 2018

Name or company name	Majid Vahid and Seyed Bijan Mortazavi
Contract type name	GDS Contract
Purpose of contract	General
Contract start date	01/02/2007
Contract end date	

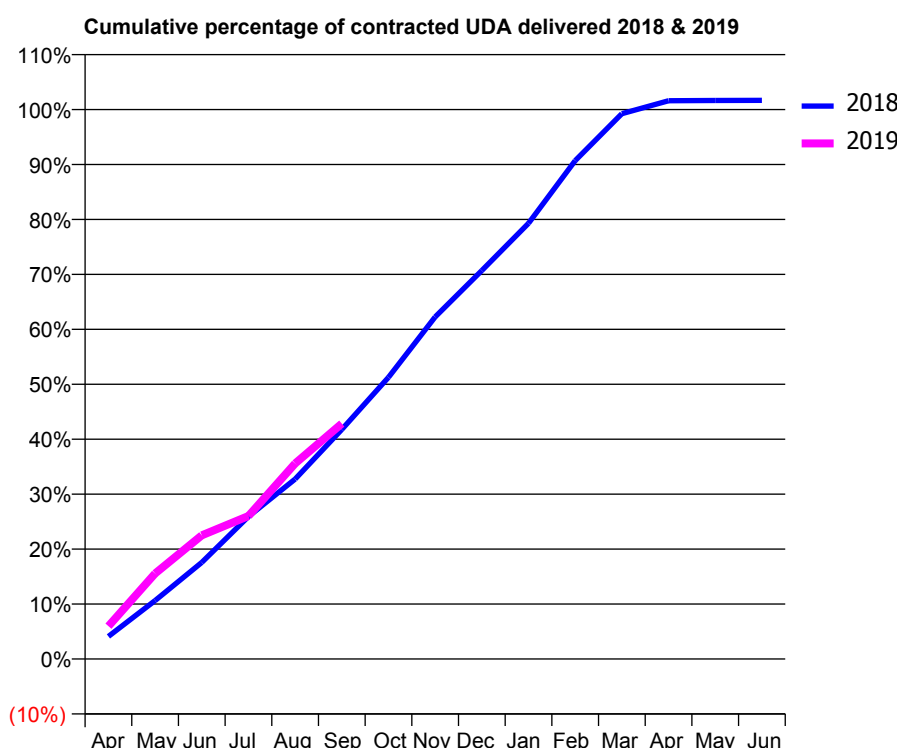
18/19 Contracted general activity (UDA)	17,664
Carry forward general activity (UDA)	0
18/19 Contracted orthodontic activity (UOA)	0
Carry forward orthodontic activity (UOA)	0
Baseline contract value	£436,857.73

## ACCESS\*

Patients seen in 24 months	Total	Change since previous quarter
Quarter ending September 2017	6,598	
Quarter ending December 2017	6,738	↑
Quarter ending March 2018	6,780	→
Quarter ending June 2018	6,792	→
Quarter ending September 2018	6,730	→
<b>Variance since September 2017</b>	<b>2.0%</b>	<b>↑</b>



## ACTIVITY



Adjusted Scheduled Activity (UDA)		
Month	2018	2019
April	727	1,056
May	1,878	2,751
June	3,107	3,975
July	4,582	4,596
August	5,784	6,287
September	7,381	7,566
October	9,054	
November	10,996	
December	12,488	
January	14,004	
February	16,019	
March	17,528	
April	17,945	
May	17,955	
June	17,958	

## QUALITY

	Quantity	Base Number	Contract	AT	Region	England
% of FP17s for the same patient ID Re-attending within 3 months - Children	80	1,239	6.5%	11.0%	11.1%	11.6%
% of FP17s for the same patient ID Re-attending within 3 months - Adults	459	2,902	15.8%	16.1%	15.3%	15.5%
% of FP17s for the same patient ID Re-attending between 3 & 9 months - Children	779	1,239	62.9%	55.6%	61.1%	58.8%
% of FP17s for the same patient ID Re-attending between 3 & 9 months - Adults	1,627	2,902	56.1%	48.8%	52.3%	51.1%
% of FP17s for Band 1 Urgent Courses	540	3,875	13.9%	10.0%	9.5%	9.0%
% of FP17s Relating to Free Repair or Replacements	0	3,875	0.0%	0.6%	0.7%	0.8%
% of FP17s Relating to Continuations	3	3,875	0.1%	0.7%	0.8%	0.9%
% of Patients satisfied with the dentistry they have received	13	13	100.0%	93.6%	93.6%	93.3%
% of Patients satisfied with the time they had to wait for an appointment	11	13	84.6%	88.9%	88.8%	88.9%

\* This is based on patients treated on this contract for their most recent course of treatment. Figures in italics indicate the base number of FP17s or Patient Questionnaire responses are less than 100. N/A is shown where the base number of responses is less than 10 during the period. % is calculated as Quantity/Base number\*100

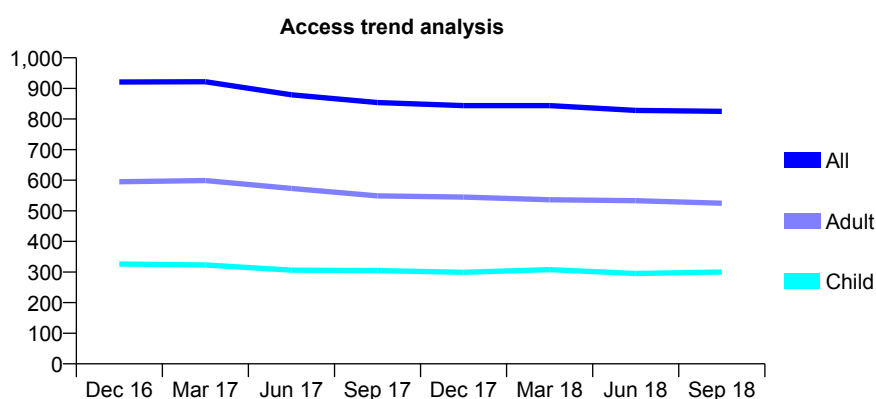
## Q67 - Vital Signs At a Glance Contract Report for 859745/0001 - September 2018

Name or company name	MRS TO ILORI
Contract type name	GDS Contract
Purpose of contract	General
Contract start date	13/10/2014
Contract end date	

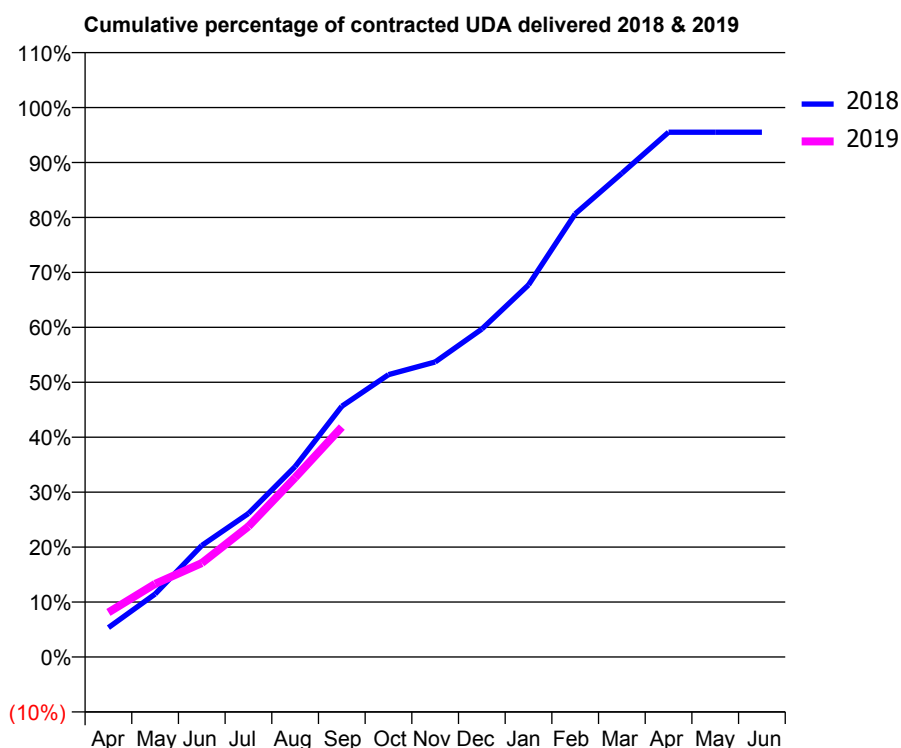
18/19 Contracted general activity (UDA)	2,003
Carry forward general activity (UDA)	0
18/19 Contracted orthodontic activity (UOA)	0
Carry forward orthodontic activity (UOA)	0
Baseline contract value	£50,822.90

### ACCESS\*

Patients seen in 24 months	Total	Change since previous quarter
Quarter ending September 2017	854	
Quarter ending December 2017	844	↓
Quarter ending March 2018	844	→
Quarter ending June 2018	828	↓
Quarter ending September 2018	825	→
<b>Variance since September 2017</b>	<b>(3.4%)</b>	<b>↓</b>



### ACTIVITY



Adjusted Scheduled Activity (UDA)		
Month	2018	2019
April	107	162
May	230	266
June	407	343
July	523	476
August	694	654
September	914	838
October	1,029	
November	1,075	
December	1,196	
January	1,356	
February	1,615	
March	1,763	
April	1,913	
May	1,913	
June	1,913	

### QUALITY

	Quantity	Base Number	Contract	AT	Region	England
% of FP17s for the same patient ID Re-attending within 3 months - Children	9	176	5.1%	11.0%	11.1%	11.6%
% of FP17s for the same patient ID Re-attending within 3 months - Adults	35	310	11.3%	16.1%	15.3%	15.5%
% of FP17s for the same patient ID Re-attending between 3 & 9 months - Children	29	176	16.5%	55.6%	61.1%	58.8%
% of FP17s for the same patient ID Re-attending between 3 & 9 months - Adults	94	310	30.3%	48.8%	52.3%	51.1%
% of FP17s for Band 1 Urgent Courses	35	439	8.0%	10.0%	9.5%	9.0%
% of FP17s Relating to Free Repair or Replacements	5	439	1.1%	0.6%	0.7%	0.8%
% of FP17s Relating to Continuations	3	439	0.7%	0.7%	0.8%	0.9%
% of Patients satisfied with the dentistry they have received	1	1	N/A	93.6%	93.6%	93.3%
% of Patients satisfied with the time they had to wait for an appointment	1	1	N/A	88.9%	88.8%	88.9%

\* This is based on patients treated on this contract for their most recent course of treatment. Figures in italics indicate the base number of FP17s or Patient Questionnaire responses are less than 100. N/A is shown where the base number of responses is less than 10 during the period. % is calculated as Quantity/Base number\*100

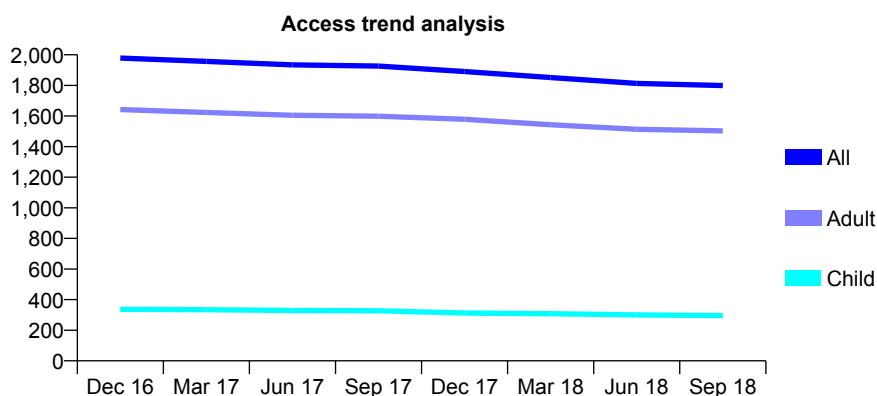
## Q67 - Vital Signs At a Glance Contract Report for 912360/0001 - September 2018

Name or company name	MR MP JONES
Contract type name	GDS Contract
Purpose of contract	General
Contract start date	01/04/2006
Contract end date	

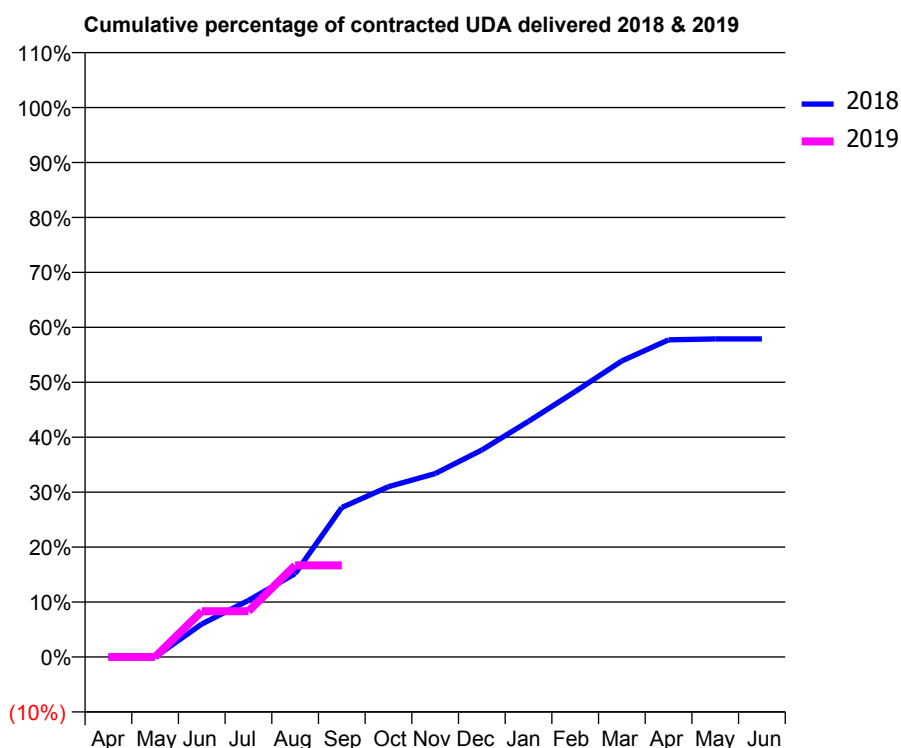
18/19 Contracted general activity (UDA)	6,421
Carry forward general activity (UDA)	0
18/19 Contracted orthodontic activity (UOA)	0
Carry forward orthodontic activity (UOA)	0
Baseline contract value	£144,337.98

### ACCESS\*

Patients seen in 24 months	Total	Change since previous quarter
Quarter ending September 2017	1,926	
Quarter ending December 2017	1,891	↓
Quarter ending March 2018	1,851	↓
Quarter ending June 2018	1,813	↓
Quarter ending September 2018	1,799	→
<b>Variance since September 2017</b>	<b>(6.6%)</b>	<b>↓</b>



### ACTIVITY



Adjusted Scheduled Activity (UDA)		
Month	2018	2019
April	0	0
May	0	0
June	386	536
July	661	536
August	974	1,071
September	1,748	1,071
October	1,990	
November	2,143	
December	2,420	
January	2,754	
February	3,101	
March	3,459	
April	3,707	
May	3,718	
June	3,718	

### QUALITY

	Quantity	Base Number	Contract	AT	Region	England
% of FP17s for the same patient ID Re-attending within 3 months - Children	2	100	2.0%	11.0%	11.1%	11.6%
% of FP17s for the same patient ID Re-attending within 3 months - Adults	31	562	5.5%	16.1%	15.3%	15.5%
% of FP17s for the same patient ID Re-attending between 3 & 9 months - Children	20	100	20.0%	55.6%	61.1%	58.8%
% of FP17s for the same patient ID Re-attending between 3 & 9 months - Adults	150	562	26.7%	48.8%	52.3%	51.1%
% of FP17s for Band 1 Urgent Courses	1	543	0.2%	10.0%	9.5%	9.0%
% of FP17s Relating to Free Repair or Replacements	0	543	0.0%	0.6%	0.7%	0.8%
% of FP17s Relating to Continuations	0	543	0.0%	0.7%	0.8%	0.9%
% of Patients satisfied with the dentistry they have received	6	6	N/A	93.6%	93.6%	93.3%
% of Patients satisfied with the time they had to wait for an appointment	5	6	N/A	88.9%	88.8%	88.9%

\* This is based on patients treated on this contract for their most recent course of treatment. Figures in italics indicate the base number of FP17s or Patient Questionnaire responses are less than 100. N/A is shown where the base number of responses is less than 10 during the period. % is calculated as Quantity/Base number\*100

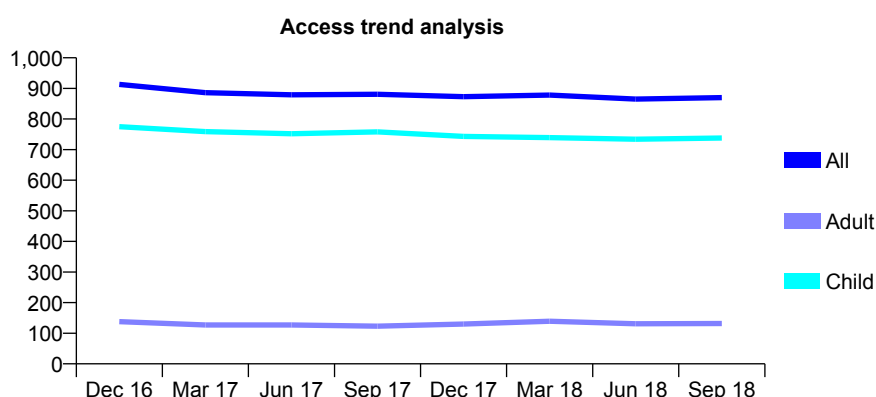
# Q67 - Vital Signs At a Glance Contract Report for 913278/0001 - September 2018

Name or company name	MRS LD LUNNESS-BARNES
Contract type name	GDS Contract
Purpose of contract	General
Contract start date	01/04/2006
Contract end date	

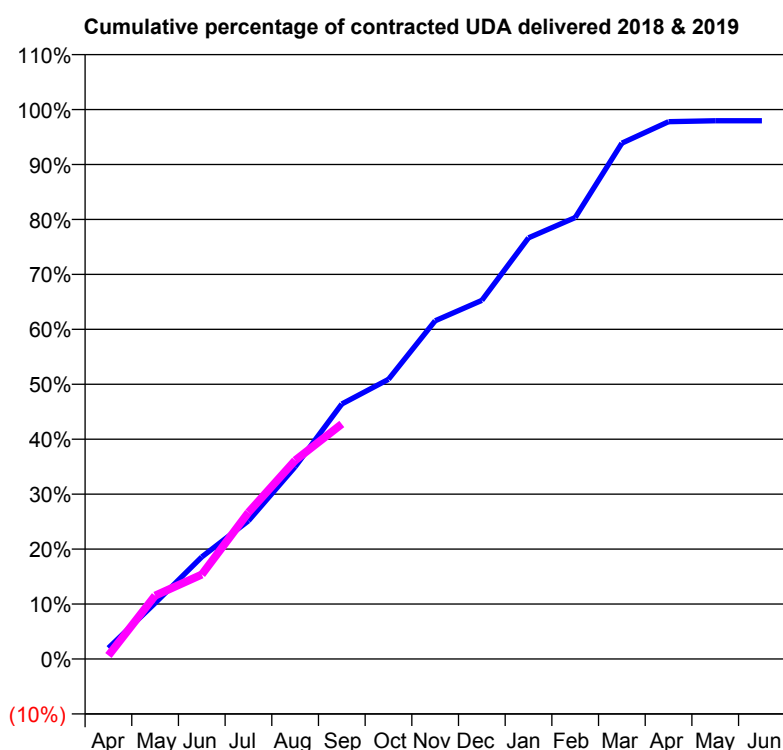
18/19 Contracted general activity (UDA)	1,700
Carry forward general activity (UDA)	34
18/19 Contracted orthodontic activity (UOA)	0
Carry forward orthodontic activity (UOA)	0
Baseline contract value	£42,510.13

## ACCESS\*

Patients seen in 24 months	Total	Change since previous quarter
Quarter ending September 2017	881	
Quarter ending December 2017	873	→
Quarter ending March 2018	878	→
Quarter ending June 2018	865	↓
Quarter ending September 2018	870	→
<b>Variance since September 2017</b>	<b>(1.2%)</b>	<b>↓</b>



## ACTIVITY



Adjusted Scheduled Activity (UDA)		
Month	2018	2019
April	34	11
May	173	196
June	316	261
July	427	454
August	595	615
September	789	727
October	865	
November	1,046	
December	1,110	
January	1,303	
February	1,366	
March	1,596	
April	1,662	
May	1,665	
June	1,665	

## QUALITY

	Quantity	Base Number	Contract	AT	Region	England
% of FP17s for the same patient ID Re-attending within 3 months - Children	47	559	8.4%	11.0%	11.1%	11.6%
% of FP17s for the same patient ID Re-attending within 3 months - Adults	6	65	9.2%	16.1%	15.3%	15.5%
% of FP17s for the same patient ID Re-attending between 3 & 9 months - Children	357	559	63.9%	55.6%	61.1%	58.8%
% of FP17s for the same patient ID Re-attending between 3 & 9 months - Adults	38	65	58.5%	48.8%	52.3%	51.1%
% of FP17s for Band 1 Urgent Courses	6	568	1.1%	10.0%	9.5%	9.0%
% of FP17s Relating to Free Repair or Replacements	0	568	0.0%	0.6%	0.7%	0.8%
% of FP17s Relating to Continuations	0	568	0.0%	0.7%	0.8%	0.9%
% of Patients satisfied with the dentistry they have received	1	1	N/A	93.6%	93.6%	93.3%
% of Patients satisfied with the time they had to wait for an appointment	1	1	N/A	88.9%	88.8%	88.9%

\* This is based on patients treated on this contract for their most recent course of treatment. Figures in italics indicate the base number of FP17s or Patient Questionnaire responses are less than 100. N/A is shown where the base number of responses is less than 10 during the period. % is calculated as Quantity/Base number\*100

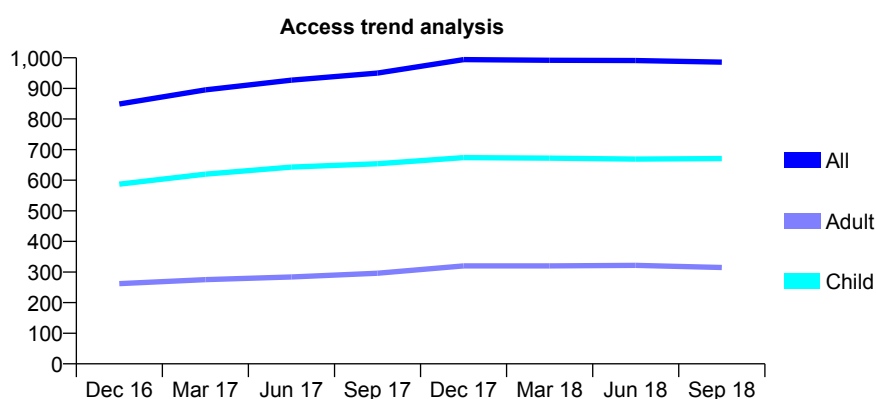
## Q67 - Vital Signs At a Glance Contract Report for 913383/0001 - September 2018

Name or company name	MR TJ VAN DIEPEN
Contract type name	GDS Contract
Purpose of contract	General
Contract start date	01/04/2006
Contract end date	

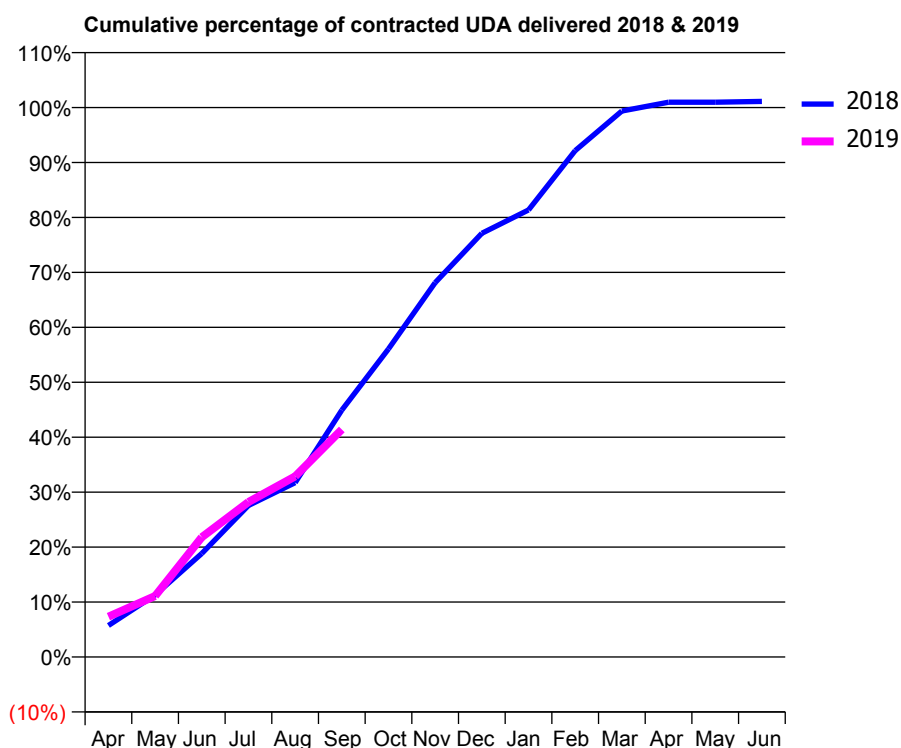
18/19 Contracted general activity (UDA)	2,000
Carry forward general activity (UDA)	0
18/19 Contracted orthodontic activity (UOA)	0
Carry forward orthodontic activity (UOA)	0
Baseline contract value	£49,458.27

### ACCESS\*

Patients seen in 24 months	Total	Change since previous quarter
Quarter ending September 2017	950	
Quarter ending December 2017	994	↑
Quarter ending March 2018	992	→
Quarter ending June 2018	991	→
Quarter ending September 2018	986	→
<b>Variance since September 2017</b>	<b>3.8%</b>	<b>↑</b>



### ACTIVITY



Adjusted Scheduled Activity (UDA)		
Month	2018	2019
April	115	147
May	226	222
June	377	436
July	551	564
August	634	657
September	899	828
October	1,122	
November	1,363	
December	1,542	
January	1,627	
February	1,843	
March	1,987	
April	2,019	
May	2,019	
June	2,022	

### QUALITY

	Quantity	Base Number	Contract	AT	Region	England
% of FP17s for the same patient ID Re-attending within 3 months - Children	8	506	1.6%	11.0%	11.1%	11.6%
% of FP17s for the same patient ID Re-attending within 3 months - Adults	17	143	11.9%	16.1%	15.3%	15.5%
% of FP17s for the same patient ID Re-attending between 3 & 9 months - Children	368	506	72.7%	55.6%	61.1%	58.8%
% of FP17s for the same patient ID Re-attending between 3 & 9 months - Adults	90	143	62.9%	48.8%	52.3%	51.1%
% of FP17s for Band 1 Urgent Courses	2	616	0.3%	10.0%	9.5%	9.0%
% of FP17s Relating to Free Repair or Replacements	0	616	0.0%	0.6%	0.7%	0.8%
% of FP17s Relating to Continuations	0	616	0.0%	0.7%	0.8%	0.9%
% of Patients satisfied with the dentistry they have received	0	0	N/A	93.6%	93.6%	93.3%
% of Patients satisfied with the time they had to wait for an appointment	0	0	N/A	88.9%	88.8%	88.9%

\* This is based on patients treated on this contract for their most recent course of treatment. Figures in italics indicate the base number of FP17s or Patient Questionnaire responses are less than 100. N/A is shown where the base number of responses is less than 10 during the period. % is calculated as Quantity/Base number\*100



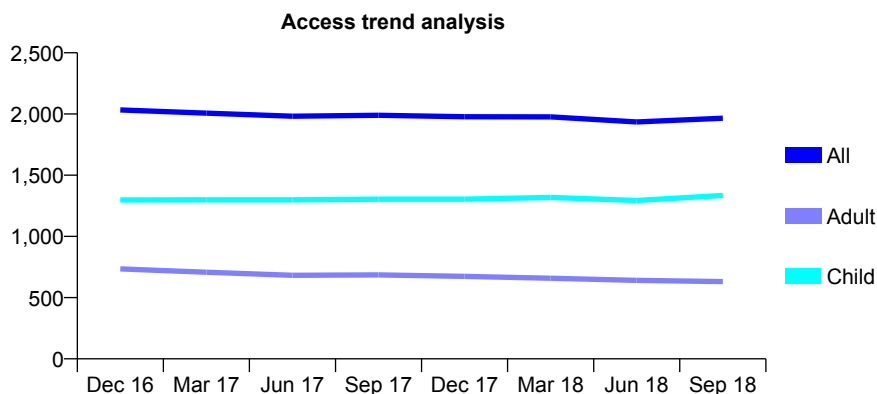
## Q67 - Vital Signs At a Glance Contract Report for 913863/0001 - September 2018

Name or company name	MISS SP MEADS
Contract type name	GDS Contract
Purpose of contract	General
Contract start date	01/04/2006
Contract end date	

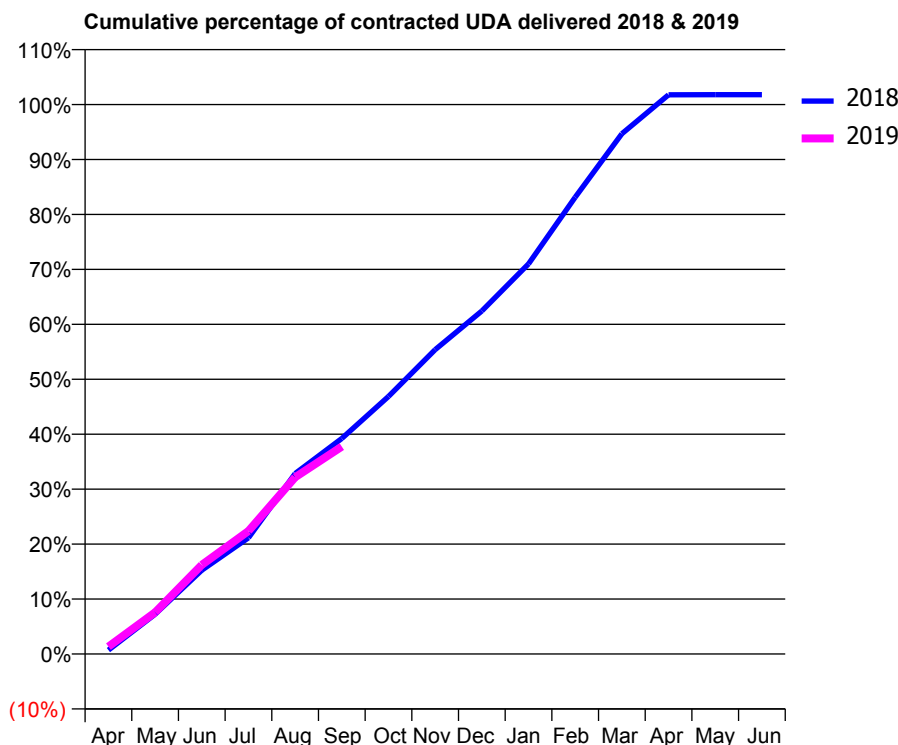
18/19 Contracted general activity (UDA)	5,213
Carry forward general activity (UDA)	0
18/19 Contracted orthodontic activity (UOA)	0
Carry forward orthodontic activity (UOA)	0
Baseline contract value	£130,329.57

### ACCESS\*

Patients seen in 24 months	Total	Change since previous quarter
Quarter ending September 2017	1,990	
Quarter ending December 2017	1,978	→
Quarter ending March 2018	1,977	→
Quarter ending June 2018	1,935	↓
Quarter ending September 2018	1,966	→
<b>Variance since September 2017</b>	<b>(1.2%)</b>	<b>↓</b>



### ACTIVITY



Adjusted Scheduled Activity (UDA)		
Month	2018	2019
April	37	70
May	377	396
June	795	846
July	1,103	1,167
August	1,713	1,677
September	2,045	1,968
October	2,444	
November	2,887	
December	3,254	
January	3,700	
February	4,333	
March	4,935	
April	5,305	
May	5,306	
June	5,306	

### QUALITY

	Quantity	Base Number	Contract	AT	Region	England
% of FP17s for the same patient ID Re-attending within 3 months - Children	92	903	10.2%	11.0%	11.1%	11.6%
% of FP17s for the same patient ID Re-attending within 3 months - Adults	96	362	26.5%	16.1%	15.3%	15.5%
% of FP17s for the same patient ID Re-attending between 3 & 9 months - Children	507	903	56.1%	55.6%	61.1%	58.8%
% of FP17s for the same patient ID Re-attending between 3 & 9 months - Adults	155	362	42.8%	48.8%	52.3%	51.1%
% of FP17s for Band 1 Urgent Courses	76	1,093	7.0%	10.0%	9.5%	9.0%
% of FP17s Relating to Free Repair or Replacements	1	1,093	0.1%	0.6%	0.7%	0.8%
% of FP17s Relating to Continuations	0	1,093	0.0%	0.7%	0.8%	0.9%
% of Patients satisfied with the dentistry they have received	3	3	N/A	93.6%	93.6%	93.3%
% of Patients satisfied with the time they had to wait for an appointment	3	3	N/A	88.9%	88.8%	88.9%

\* This is based on patients treated on this contract for their most recent course of treatment. Figures in italics indicate the base number of FP17s or Patient Questionnaire responses are less than 100. N/A is shown where the base number of responses is less than 10 during the period. % is calculated as Quantity/Base number\*100

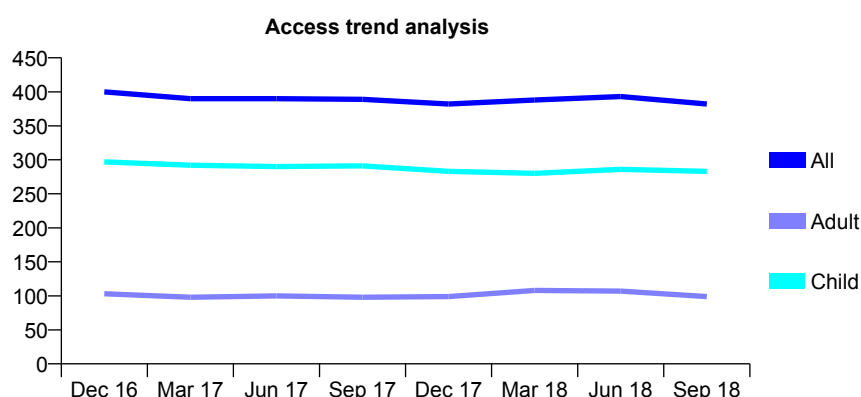
# Q67 - Vital Signs At a Glance Contract Report for 914940/0001 - September 2018

Name or company name	MR JL RUPARELIA
Contract type name	GDS Contract
Purpose of contract	General
Contract start date	01/04/2006
Contract end date	

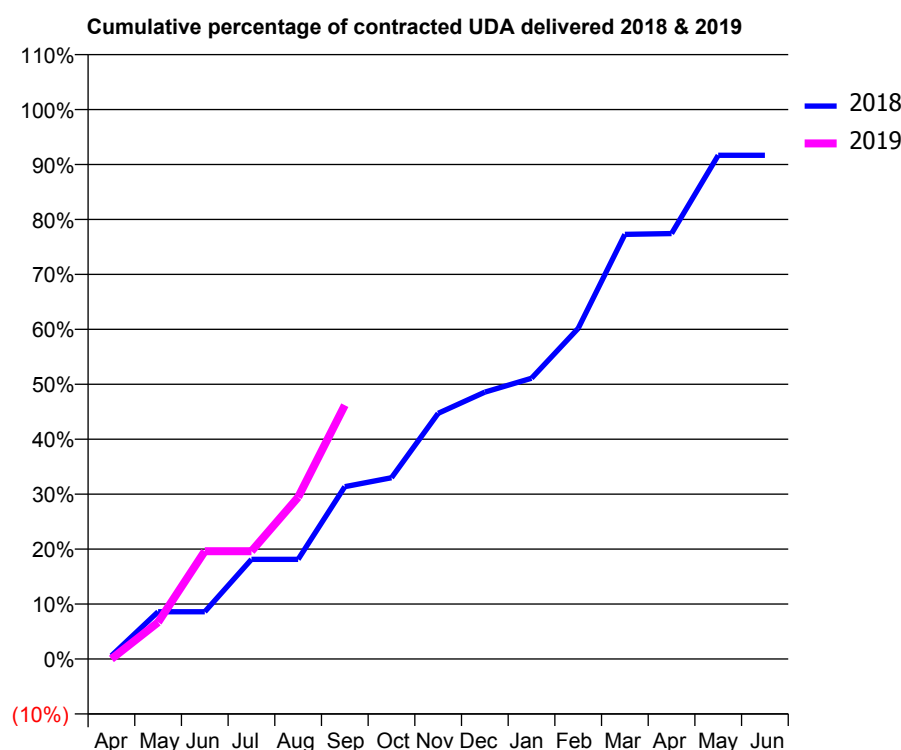
18/19 Contracted general activity (UDA)	674
Carry forward general activity (UDA)	0
18/19 Contracted orthodontic activity (UOA)	0
Carry forward orthodontic activity (UOA)	0
Baseline contract value	£16,667.44

## ACCESS\*

Patients seen in 24 months	Total	Change since previous quarter
Quarter ending September 2017	389	
Quarter ending December 2017	382	↓
Quarter ending March 2018	388	→
Quarter ending June 2018	393	→
Quarter ending September 2018	382	↓
<b>Variance since September 2017</b>	<b>(1.8%)</b>	<b>↓</b>



## ACTIVITY



Adjusted Scheduled Activity (UDA)		
Month	2018	2019
April	4	0
May	58	45
June	58	132
July	122	132
August	122	198
September	211	311
October	222	
November	301	
December	327	
January	344	
February	406	
March	521	
April	522	
May	618	
June	618	

## QUALITY

	Quantity	Base Number	Contract	AT	Region	England
% of FP17s for the same patient ID Re-attending within 3 months - Children	4	195	2.1%	11.0%	11.1%	11.6%
% of FP17s for the same patient ID Re-attending within 3 months - Adults	2	46	4.3%	16.1%	15.3%	15.5%
% of FP17s for the same patient ID Re-attending between 3 & 9 months - Children	97	195	49.7%	55.6%	61.1%	58.8%
% of FP17s for the same patient ID Re-attending between 3 & 9 months - Adults	14	46	30.4%	48.8%	52.3%	51.1%
% of FP17s for Band 1 Urgent Courses	2	196	1.0%	10.0%	9.5%	9.0%
% of FP17s Relating to Free Repair or Replacements	0	196	0.0%	0.6%	0.7%	0.8%
% of FP17s Relating to Continuations	0	196	0.0%	0.7%	0.8%	0.9%
% of Patients satisfied with the dentistry they have received	0	0	N/A	93.6%	93.6%	93.3%
% of Patients satisfied with the time they had to wait for an appointment	0	0	N/A	88.9%	88.8%	88.9%

\* This is based on patients treated on this contract for their most recent course of treatment. Figures in italics indicate the base number of FP17s or Patient Questionnaire responses are less than 100. N/A is shown where the base number of responses is less than 10 during the period. % is calculated as Quantity/Base number\*100

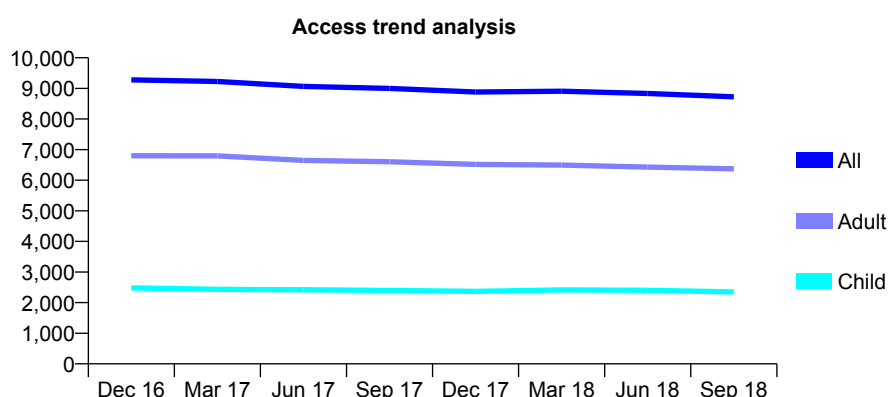
# Q67 - Vital Signs At a Glance Contract Report for 915351/0002 - September 2018

Name or company name	MR MD HUGHES
Contract type name	GDS Contract
Purpose of contract	General
Contract start date	01/04/2012
Contract end date	

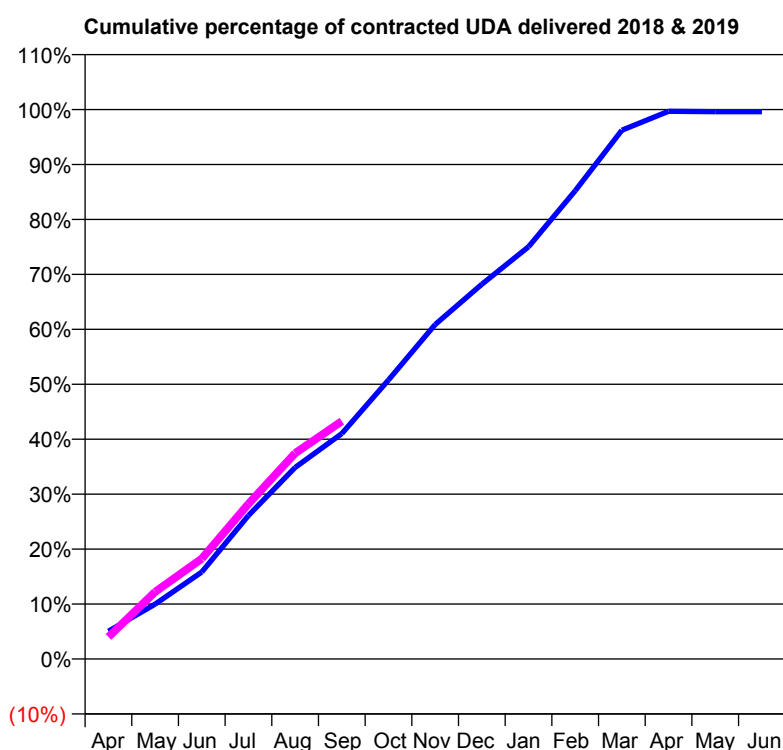
18/19 Contracted general activity (UDA)	31,257
Carry forward general activity (UDA)	120
18/19 Contracted orthodontic activity (UOA)	0
Carry forward orthodontic activity (UOA)	0
Baseline contract value	£781,452.42

## ACCESS\*

Patients seen in 24 months	Total	Change since previous quarter
Quarter ending September 2017	9,000	
Quarter ending December 2017	8,884	↓
Quarter ending March 2018	8,910	→
Quarter ending June 2018	8,834	→
Quarter ending September 2018	8,724	↓
<b>Variance since September 2017</b>	<b>(3.1%)</b>	<b>↓</b>



## ACTIVITY



Adjusted Scheduled Activity (UDA)		
Month	2018	2019
April	1,580	1,252
May	3,124	3,817
June	4,951	5,709
July	8,168	8,826
August	10,893	11,704
September	12,820	13,531
October	15,868	
November	19,029	
December	21,316	
January	23,451	
February	26,637	
March	30,079	
April	31,155	
May	31,137	
June	31,137	

## QUALITY

	Quantity	Base Number	Contract	AT	Region	England
% of FP17s for the same patient ID Re-attending within 3 months - Children	60	1,559	3.8%	11.0%	11.1%	11.6%
% of FP17s for the same patient ID Re-attending within 3 months - Adults	449	3,962	11.3%	16.1%	15.3%	15.5%
% of FP17s for the same patient ID Re-attending between 3 & 9 months - Children	871	1,559	55.9%	55.6%	61.1%	58.8%
% of FP17s for the same patient ID Re-attending between 3 & 9 months - Adults	2,003	3,962	50.6%	48.8%	52.3%	51.1%
% of FP17s for Band 1 Urgent Courses	442	5,205	8.5%	10.0%	9.5%	9.0%
% of FP17s Relating to Free Repair or Replacements	31	5,205	0.6%	0.6%	0.7%	0.8%
% of FP17s Relating to Continuations	22	5,205	0.4%	0.7%	0.8%	0.9%
% of Patients satisfied with the dentistry they have received	2	2	N/A	93.6%	93.6%	93.3%
% of Patients satisfied with the time they had to wait for an appointment	2	2	N/A	88.9%	88.8%	88.9%

\* This is based on patients treated on this contract for their most recent course of treatment. Figures in italics indicate the base number of FP17s or Patient Questionnaire responses are less than 100. N/A is shown where the base number of responses is less than 10 during the period. % is calculated as Quantity/Base number\*100

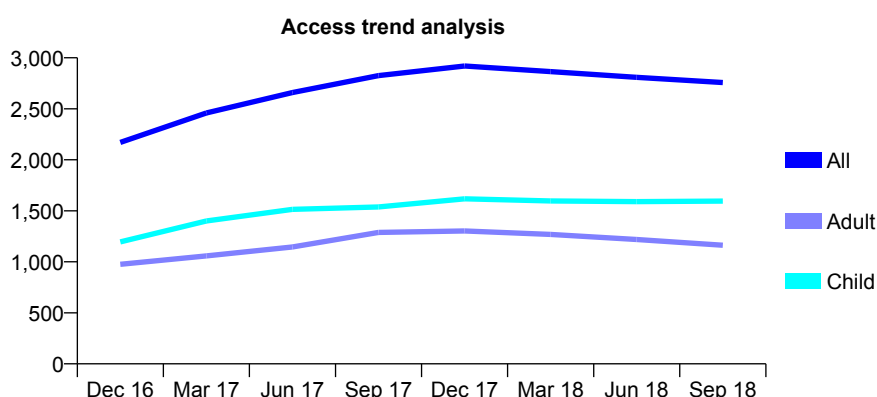
# Q67 - Vital Signs At a Glance Contract Report for 915351/0003 - September 2018

Name or company name	MR MD HUGHES
Contract type name	GDS Contract
Purpose of contract	General
Contract start date	01/04/2012
Contract end date	

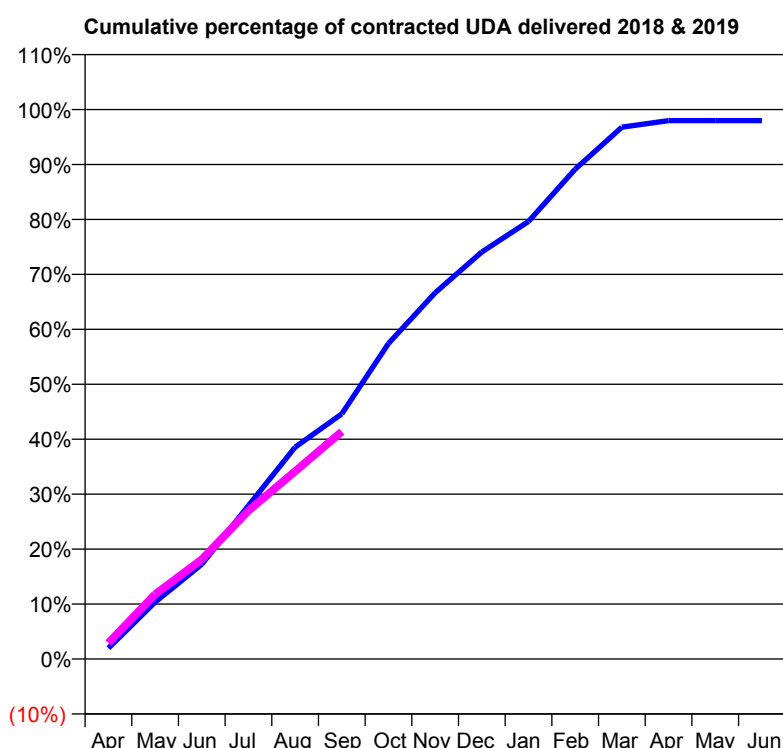
18/19 Contracted general activity (UDA)	8,700
Carry forward general activity (UDA)	175
18/19 Contracted orthodontic activity (UOA)	0
Carry forward orthodontic activity (UOA)	0
Baseline contract value	£500,629.58

## ACCESS\*

Patients seen in 24 months	Total	Change since previous quarter
Quarter ending September 2017	2,826	
Quarter ending December 2017	2,920	↑
Quarter ending March 2018	2,865	↓
Quarter ending June 2018	2,809	↓
Quarter ending September 2018	2,758	↓
<b>Variance since September 2017</b>	<b>(2.4%)</b>	<b>↓</b>



## ACTIVITY



Adjusted Scheduled Activity (UDA)		
Month	2018	2019
April	171	254
May	901	1,026
June	1,499	1,577
July	2,428	2,348
August	3,353	2,971
September	3,882	3,601
October	4,997	
November	5,799	
December	6,444	
January	6,927	
February	7,756	
March	8,420	
April	8,524	
May	8,524	
June	8,524	

## QUALITY

	Quantity	Base Number	Contract	AT	Region	England
% of FP17s for the same patient ID Re-attending within 3 months - Children	5	858	0.6%	11.0%	11.1%	11.6%
% of FP17s for the same patient ID Re-attending within 3 months - Adults	1	440	0.2%	16.1%	15.3%	15.5%
% of FP17s for the same patient ID Re-attending between 3 & 9 months - Children	1	858	0.1%	55.6%	61.1%	58.8%
% of FP17s for the same patient ID Re-attending between 3 & 9 months - Adults	0	440	0.0%	48.8%	52.3%	51.1%
% of FP17s for Band 1 Urgent Courses	0	1,262	0.0%	10.0%	9.5%	9.0%
% of FP17s Relating to Free Repair or Replacements	0	1,262	0.0%	0.6%	0.7%	0.8%
% of FP17s Relating to Continuations	0	1,262	0.0%	0.7%	0.8%	0.9%
% of Patients satisfied with the dentistry they have received	0	0	N/A	93.6%	93.6%	93.3%
% of Patients satisfied with the time they had to wait for an appointment	0	0	N/A	88.9%	88.8%	88.9%

\* This is based on patients treated on this contract for their most recent course of treatment. Figures in italics indicate the base number of FP17s or Patient Questionnaire responses are less than 100. N/A is shown where the base number of responses is less than 10 during the period. % is calculated as Quantity/Base number\*100

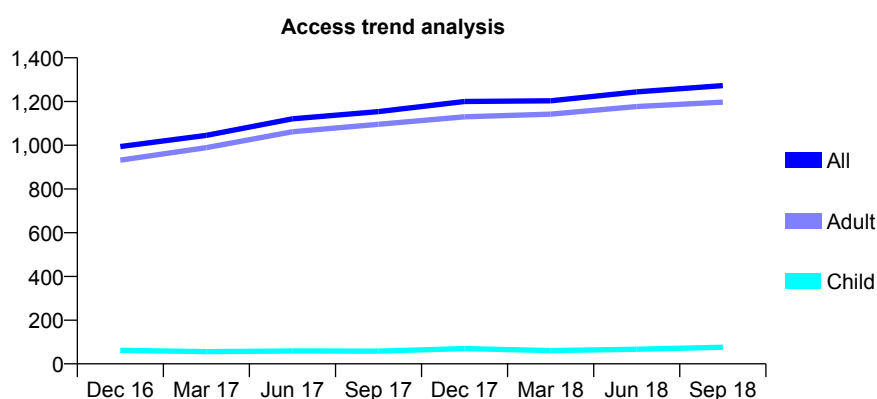
## Q67 - Vital Signs At a Glance Contract Report for 915351/0004 - September 2018

Name or company name	MR MD HUGHES
Contract type name	GDS Contract
Purpose of contract	General
Contract start date	01/04/2012
Contract end date	

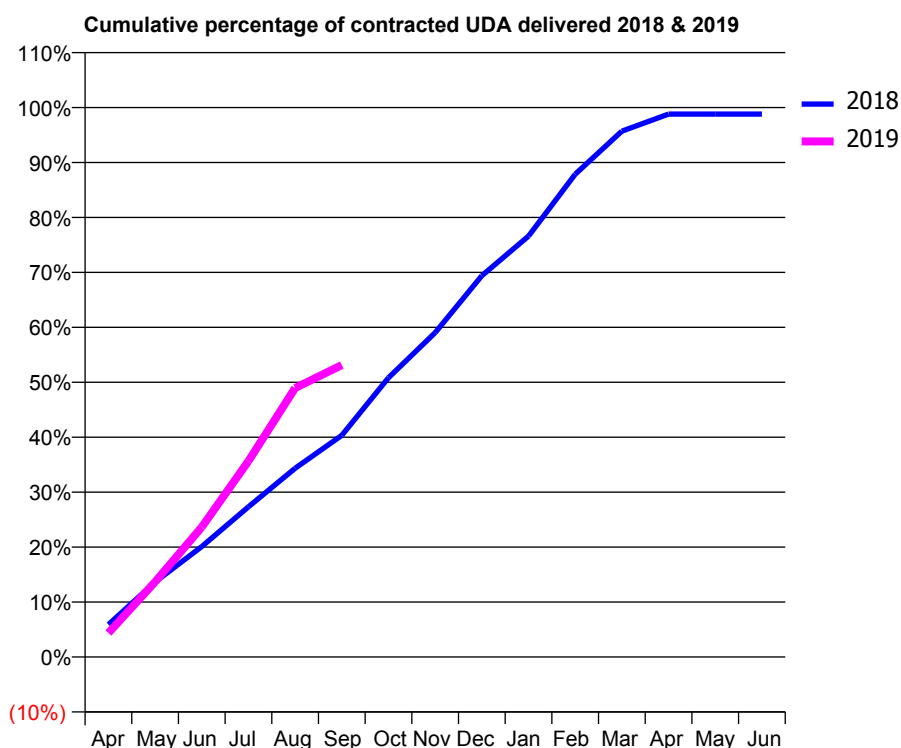
18/19 Contracted general activity (UDA)	3,354
Carry forward general activity (UDA)	40
18/19 Contracted orthodontic activity (UOA)	0
Carry forward orthodontic activity (UOA)	0
Baseline contract value	£251,215.53

### ACCESS\*

Patients seen in 24 months	Total	Change since previous quarter
Quarter ending September 2017	1,154	
Quarter ending December 2017	1,200	↑
Quarter ending March 2018	1,203	→
Quarter ending June 2018	1,244	↑
Quarter ending September 2018	1,273	↑
<b>Variance since September 2017</b>	<b>10.3%</b>	<b>↑</b>



### ACTIVITY



Adjusted Scheduled Activity (UDA)		
Month	2018	2019
April	198	147
May	458	459
June	674	793
July	917	1,196
August	1,152	1,642
September	1,353	1,782
October	1,705	
November	1,980	
December	2,327	
January	2,569	
February	2,947	
March	3,210	
April	3,314	
May	3,314	
June	3,314	

### QUALITY

	Quantity	Base Number	Contract	AT	Region	England
% of FP17s for the same patient ID Re-attending within 3 months - Children	0	60	0.0%	11.0%	11.1%	11.6%
% of FP17s for the same patient ID Re-attending within 3 months - Adults	2	590	0.3%	16.1%	15.3%	15.5%
% of FP17s for the same patient ID Re-attending between 3 & 9 months - Children	0	60	0.0%	55.6%	61.1%	58.8%
% of FP17s for the same patient ID Re-attending between 3 & 9 months - Adults	0	590	0.0%	48.8%	52.3%	51.1%
% of FP17s for Band 1 Urgent Courses	0	614	0.0%	10.0%	9.5%	9.0%
% of FP17s Relating to Free Repair or Replacements	0	614	0.0%	0.6%	0.7%	0.8%
% of FP17s Relating to Continuations	0	614	0.0%	0.7%	0.8%	0.9%
% of Patients satisfied with the dentistry they have received	1	1	N/A	93.6%	93.6%	93.3%
% of Patients satisfied with the time they had to wait for an appointment	1	1	N/A	88.9%	88.8%	88.9%

\* This is based on patients treated on this contract for their most recent course of treatment. Figures in italics indicate the base number of FP17s or Patient Questionnaire responses are less than 100. N/A is shown where the base number of responses is less than 10 during the period. % is calculated as Quantity/Base number\*100

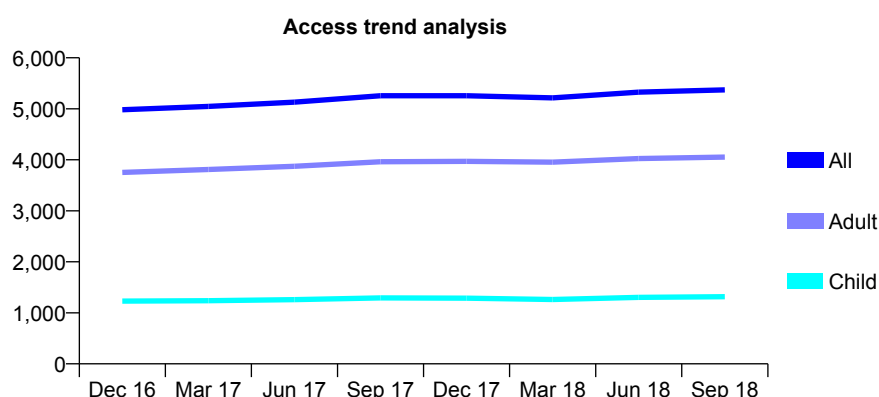
# Q67 - Vital Signs At a Glance Contract Report for 915351/0005 - September 2018

Name or company name	Wigmore Dental Practice
Contract type name	GDS Contract
Purpose of contract	General
Contract start date	01/04/2012
Contract end date	

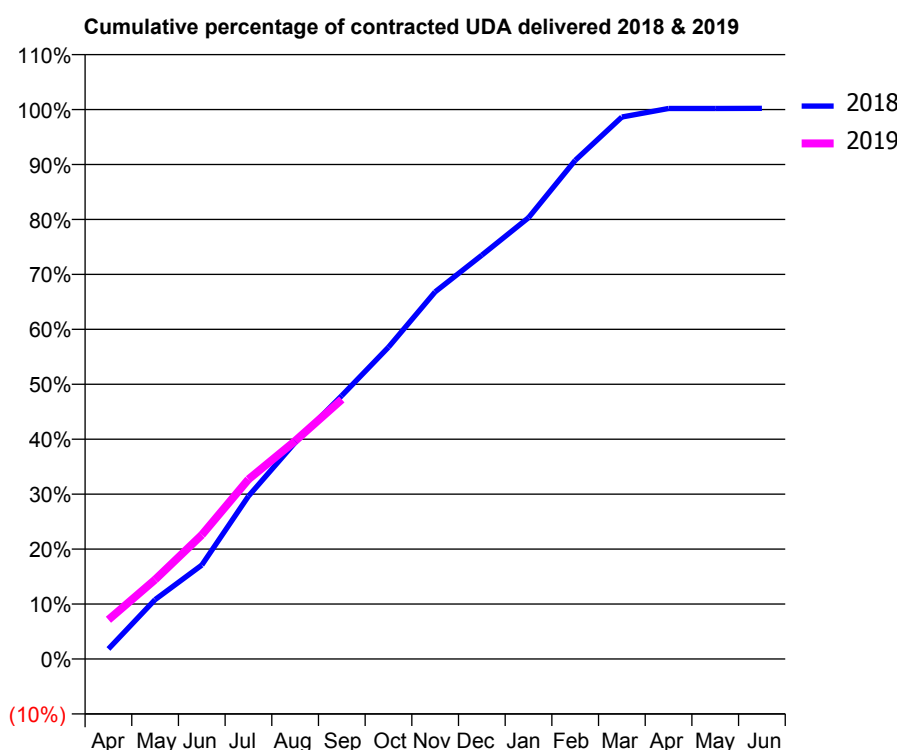
18/19 Contracted general activity (UDA)	15,298
Carry forward general activity (UDA)	0
18/19 Contracted orthodontic activity (UOA)	0
Carry forward orthodontic activity (UOA)	0
Baseline contract value	£382,463.42

## ACCESS\*

Patients seen in 24 months	Total	Change since previous quarter
Quarter ending September 2017	5,255	
Quarter ending December 2017	5,257	→
Quarter ending March 2018	5,214	→
Quarter ending June 2018	5,328	↑
Quarter ending September 2018	5,370	→
<b>Variance since September 2017</b>	<b>2.2%</b>	<b>↑</b>



## ACTIVITY



Adjusted Scheduled Activity (UDA)		
Month	2018	2019
April	282	1,093
May	1,653	2,211
June	2,617	3,456
July	4,533	5,003
August	6,028	6,071
September	7,335	7,227
October	8,682	
November	10,222	
December	11,244	
January	12,285	
February	13,883	
March	15,090	
April	15,326	
May	15,327	
June	15,330	

## QUALITY

	Quantity	Base Number	Contract	AT	Region	England
% of FP17s for the same patient ID Re-attending within 3 months - Children	53	1,081	4.9%	11.0%	11.1%	11.6%
% of FP17s for the same patient ID Re-attending within 3 months - Adults	249	2,960	8.4%	16.1%	15.3%	15.5%
% of FP17s for the same patient ID Re-attending between 3 & 9 months - Children	638	1,081	59.0%	55.6%	61.1%	58.8%
% of FP17s for the same patient ID Re-attending between 3 & 9 months - Adults	1,863	2,960	62.9%	48.8%	52.3%	51.1%
% of FP17s for Band 1 Urgent Courses	331	3,882	8.5%	10.0%	9.5%	9.0%
% of FP17s Relating to Free Repair or Replacements	10	3,882	0.3%	0.6%	0.7%	0.8%
% of FP17s Relating to Continuations	1	3,882	0.0%	0.7%	0.8%	0.9%
% of Patients satisfied with the dentistry they have received	4	4	N/A	93.6%	93.6%	93.3%
% of Patients satisfied with the time they had to wait for an appointment	4	4	N/A	88.9%	88.8%	88.9%

\* This is based on patients treated on this contract for their most recent course of treatment. Figures in italics indicate the base number of FP17s or Patient Questionnaire responses are less than 100. N/A is shown where the base number of responses is less than 10 during the period. % is calculated as Quantity/Base number\*100

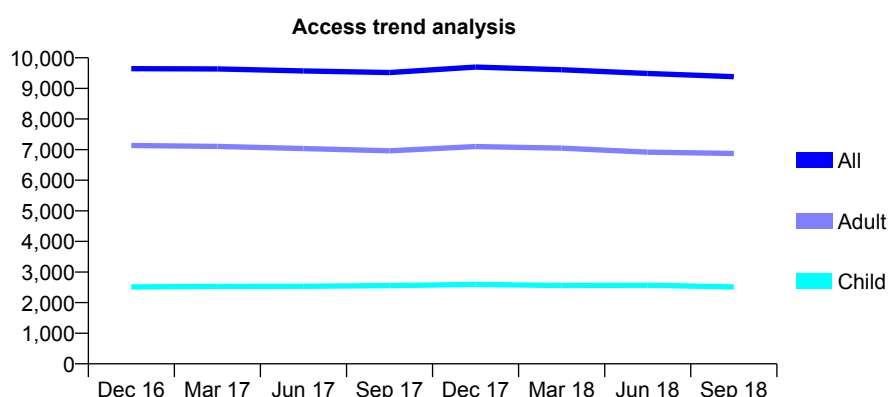
# Q67 - Vital Signs At a Glance Contract Report for 915351/0006 - September 2018

Name or company name	Dental Healthcare Practice
Contract type name	GDS Contract
Purpose of contract	General
Contract start date	01/04/2012
Contract end date	

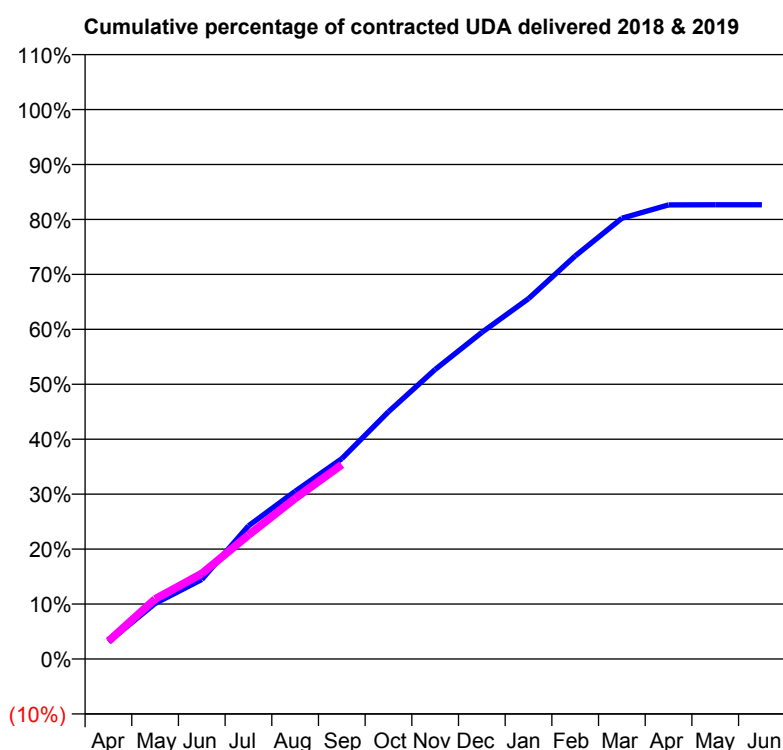
18/19 Contracted general activity (UDA)	31,442
Carry forward general activity (UDA)	0
18/19 Contracted orthodontic activity (UOA)	0
Carry forward orthodontic activity (UOA)	0
Baseline contract value	£911,931.46

## ACCESS\*

Patients seen in 24 months	Total	Change since previous quarter
Quarter ending September 2017	9,519	
Quarter ending December 2017	9,696	→
Quarter ending March 2018	9,610	→
Quarter ending June 2018	9,488	↓
Quarter ending September 2018	9,385	↓
<b>Variance since September 2017</b>	<b>(1.4%)</b>	<b>↓</b>



## ACTIVITY



Adjusted Scheduled Activity (UDA)		
Month	2018	2019
April	991	1,020
May	3,174	3,426
June	4,551	4,888
July	7,618	7,090
August	9,592	9,190
September	11,466	11,118
October	14,152	
November	16,571	
December	18,688	
January	20,622	
February	23,065	
March	25,218	
April	25,980	
May	25,993	
June	25,993	

## QUALITY

	Quantity	Base Number	Contract	AT	Region	England
% of FP17s for the same patient ID Re-attending within 3 months - Children	100	1,291	7.7%	11.0%	11.1%	11.6%
% of FP17s for the same patient ID Re-attending within 3 months - Adults	486	3,617	13.4%	16.1%	15.3%	15.5%
% of FP17s for the same patient ID Re-attending between 3 & 9 months - Children	380	1,291	29.4%	55.6%	61.1%	58.8%
% of FP17s for the same patient ID Re-attending between 3 & 9 months - Adults	1,481	3,617	40.9%	48.8%	52.3%	51.1%
% of FP17s for Band 1 Urgent Courses	497	4,617	10.8%	10.0%	9.5%	9.0%
% of FP17s Relating to Free Repair or Replacements	36	4,617	0.8%	0.6%	0.7%	0.8%
% of FP17s Relating to Continuations	78	4,617	1.7%	0.7%	0.8%	0.9%
% of Patients satisfied with the dentistry they have received	4	4	N/A	93.6%	93.6%	93.3%
% of Patients satisfied with the time they had to wait for an appointment	4	4	N/A	88.9%	88.8%	88.9%

\* This is based on patients treated on this contract for their most recent course of treatment. Figures in italics indicate the base number of FP17s or Patient Questionnaire responses are less than 100. N/A is shown where the base number of responses is less than 10 during the period. % is calculated as Quantity/Base number\*100



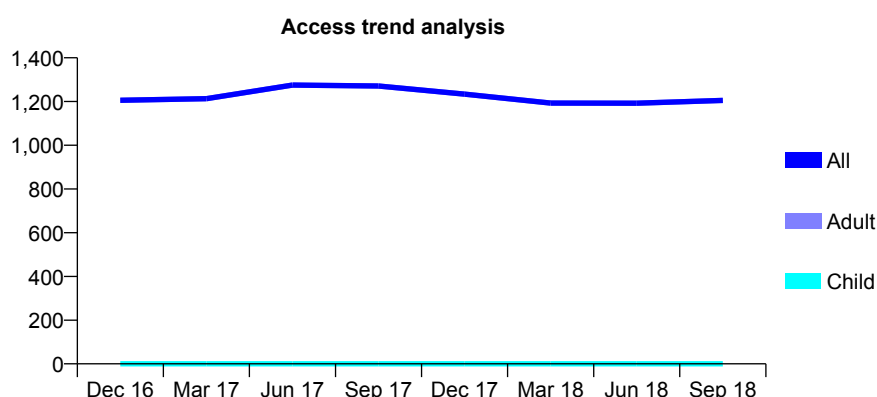
# Q67 - Vital Signs At a Glance Contract Report for 921351/0001 - September 2018

Name or company name	MR PK CHOPRA
Contract type name	GDS Contract
Purpose of contract	General
Contract start date	01/04/2006
Contract end date	

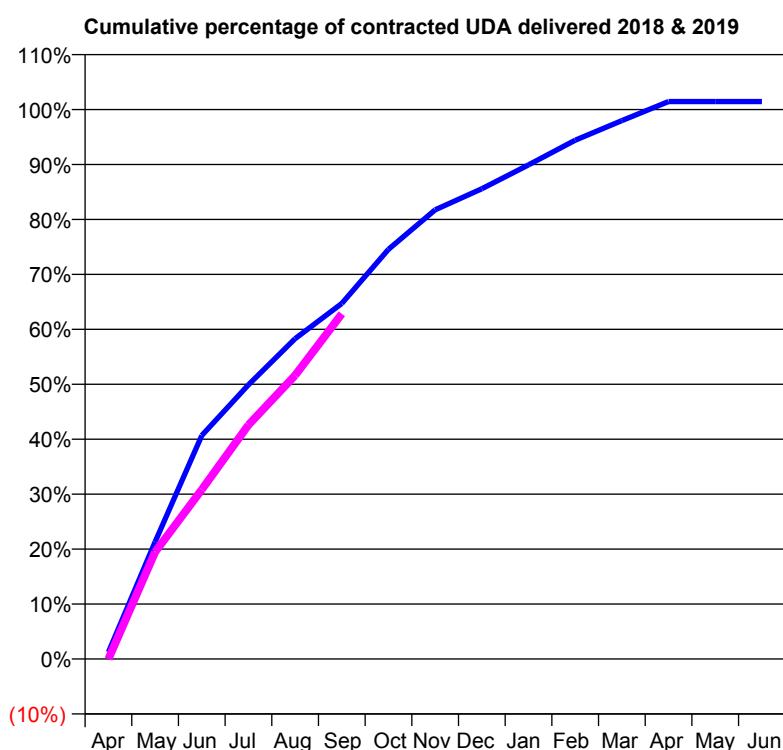
18/19 Contracted general activity (UDA)	3,981
Carry forward general activity (UDA)	0
18/19 Contracted orthodontic activity (UOA)	0
Carry forward orthodontic activity (UOA)	0
Baseline contract value	£113,255.81

## ACCESS\*

Patients seen in 24 months	Total	Change since previous quarter
Quarter ending September 2017	1,271	
Quarter ending December 2017	1,234	↓
Quarter ending March 2018	1,193	↓
Quarter ending June 2018	1,192	→
Quarter ending September 2018	1,205	→
<b>Variance since September 2017</b>	<b>(5.2%)</b>	<b>↓</b>



## ACTIVITY



Adjusted Scheduled Activity (UDA)		
Month	2018	2019
April	50	0
May	849	775
June	1,620	1,228
July	1,987	1,696
August	2,321	2,055
September	2,576	2,500
October	2,968	
November	3,254	
December	3,407	
January	3,580	
February	3,759	
March	3,901	
April	4,039	
May	4,039	
June	4,039	

## QUALITY

	Quantity	Base Number	Contract	AT	Region	England
% of FP17s for the same patient ID Re-attending within 3 months - Children	0	0	N/A	11.0%	11.1%	11.6%
% of FP17s for the same patient ID Re-attending within 3 months - Adults	35	552	6.3%	16.1%	15.3%	15.5%
% of FP17s for the same patient ID Re-attending between 3 & 9 months - Children	0	0	N/A	55.6%	61.1%	58.8%
% of FP17s for the same patient ID Re-attending between 3 & 9 months - Adults	36	552	6.5%	48.8%	52.3%	51.1%
% of FP17s for Band 1 Urgent Courses	176	496	35.5%	10.0%	9.5%	9.0%
% of FP17s Relating to Free Repair or Replacements	0	496	0.0%	0.6%	0.7%	0.8%
% of FP17s Relating to Continuations	0	496	0.0%	0.7%	0.8%	0.9%
% of Patients satisfied with the dentistry they have received	0	0	N/A	93.6%	93.6%	93.3%
% of Patients satisfied with the time they had to wait for an appointment	0	0	N/A	88.9%	88.8%	88.9%

\* This is based on patients treated on this contract for their most recent course of treatment. Figures in italics indicate the base number of FP17s or Patient Questionnaire responses are less than 100. N/A is shown where the base number of responses is less than 10 during the period. % is calculated as Quantity/Base number\*100

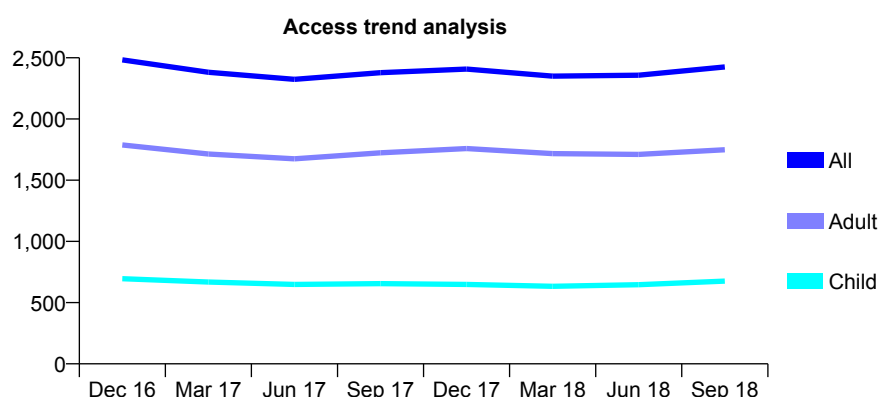
# Q67 - Vital Signs At a Glance Contract Report for 921351/0002 - September 2018

Name or company name	MR PK CHOPRA
Contract type name	GDS Contract
Purpose of contract	General
Contract start date	01/04/2006
Contract end date	

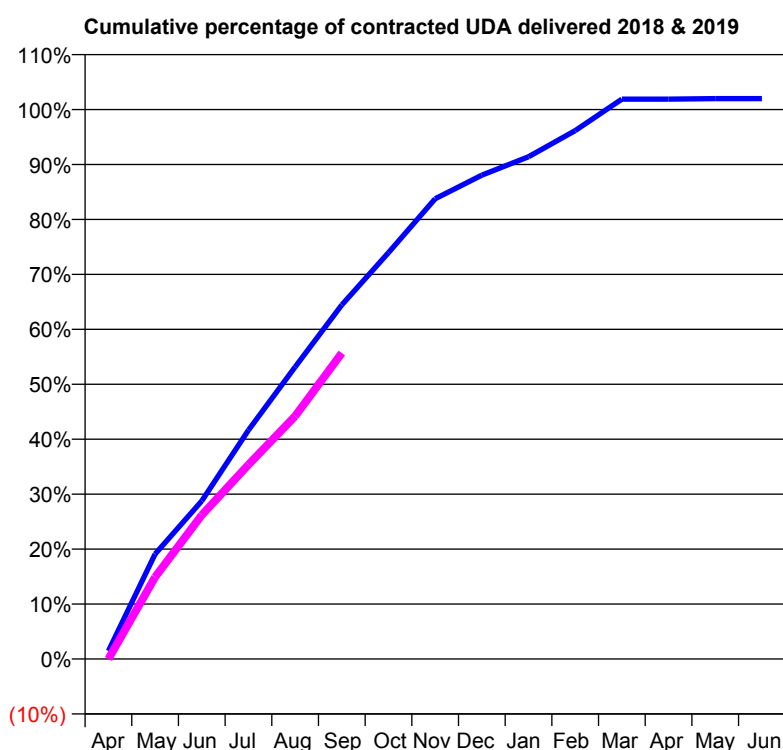
18/19 Contracted general activity (UDA)	5,422
Carry forward general activity (UDA)	0
18/19 Contracted orthodontic activity (UOA)	0
Carry forward orthodontic activity (UOA)	0
Baseline contract value	£134,081.35

## ACCESS\*

Patients seen in 24 months	Total	Change since previous quarter
Quarter ending September 2017	2,379	
Quarter ending December 2017	2,408	→
Quarter ending March 2018	2,350	↓
Quarter ending June 2018	2,358	→
Quarter ending September 2018	2,425	↑
<b>Variance since September 2017</b>	<b>1.9%</b>	<b>→</b>



## ACTIVITY



Adjusted Scheduled Activity (UDA)		
Month	2018	2019
April	79	0
May	1,036	809
June	1,560	1,421
July	2,259	1,917
August	2,882	2,396
September	3,494	3,020
October	4,009	
November	4,542	
December	4,774	
January	4,956	
February	5,214	
March	5,525	
April	5,525	
May	5,529	
June	5,529	

## QUALITY

	Quantity	Base Number	Contract	AT	Region	England
% of FP17s for the same patient ID Re-attending within 3 months - Children	33	499	6.6%	11.0%	11.1%	11.6%
% of FP17s for the same patient ID Re-attending within 3 months - Adults	77	1,031	7.5%	16.1%	15.3%	15.5%
% of FP17s for the same patient ID Re-attending between 3 & 9 months - Children	273	499	54.7%	55.6%	61.1%	58.8%
% of FP17s for the same patient ID Re-attending between 3 & 9 months - Adults	391	1,031	37.9%	48.8%	52.3%	51.1%
% of FP17s for Band 1 Urgent Courses	123	1,525	8.1%	10.0%	9.5%	9.0%
% of FP17s Relating to Free Repair or Replacements	5	1,525	0.3%	0.6%	0.7%	0.8%
% of FP17s Relating to Continuations	2	1,525	0.1%	0.7%	0.8%	0.9%
% of Patients satisfied with the dentistry they have received	8	8	N/A	93.6%	93.6%	93.3%
% of Patients satisfied with the time they had to wait for an appointment	6	8	N/A	88.9%	88.8%	88.9%

\* This is based on patients treated on this contract for their most recent course of treatment. Figures in italics indicate the base number of FP17s or Patient Questionnaire responses are less than 100. N/A is shown where the base number of responses is less than 10 during the period. % is calculated as Quantity/Base number\*100

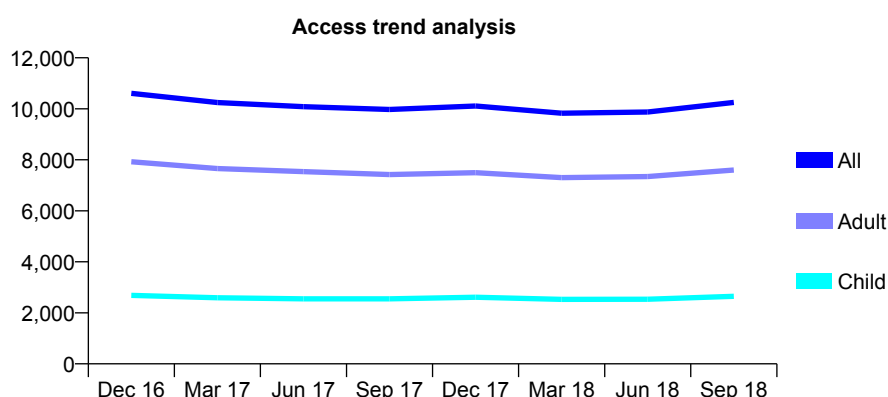
## Q67 - Vital Signs At a Glance Contract Report for 921351/0003 - September 2018

Name or company name	MR PK CHOPRA
Contract type name	GDS Contract
Purpose of contract	General
Contract start date	01/04/2006
Contract end date	

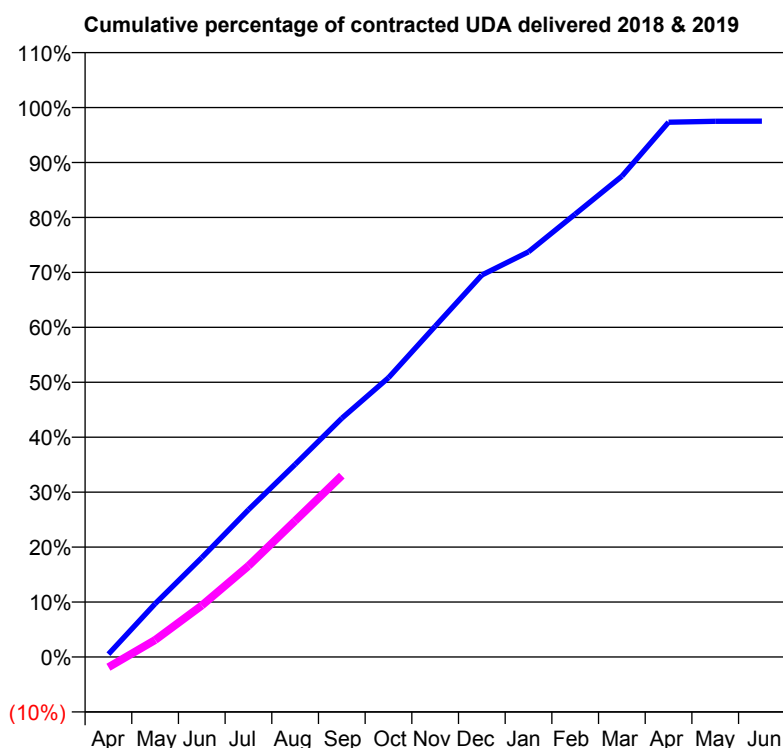
18/19 Contracted general activity (UDA)	33,324
Carry forward general activity (UDA)	626
18/19 Contracted orthodontic activity (UOA)	0
Carry forward orthodontic activity (UOA)	0
Baseline contract value	£906,614.82

### ACCESS\*

Patients seen in 24 months	Total	Change since previous quarter
Quarter ending September 2017	9,972	
Quarter ending December 2017	10,110	→
Quarter ending March 2018	9,829	↓
Quarter ending June 2018	9,877	→
Quarter ending September 2018	10,249	↑
<b>Variance since September 2017</b>	<b>2.8%</b>	<b>↑</b>



### ACTIVITY



Adjusted Scheduled Activity (UDA)		
Month	2018	2019
April	135	-626
May	2,453	1,027
June	4,581	3,125
July	6,787	5,525
August	8,878	8,264
September	11,004	10,999
October	12,872	
November	15,242	
December	17,605	
January	18,674	
February	20,414	
March	22,157	
April	24,644	
May	24,689	
June	24,698	

### QUALITY

	Quantity	Base Number	Contract	AT	Region	England
% of FP17s for the same patient ID Re-attending within 3 months - Children	126	1,918	6.6%	11.0%	11.1%	11.6%
% of FP17s for the same patient ID Re-attending within 3 months - Adults	656	5,658	11.6%	16.1%	15.3%	15.5%
% of FP17s for the same patient ID Re-attending between 3 & 9 months - Children	781	1,918	40.7%	55.6%	61.1%	58.8%
% of FP17s for the same patient ID Re-attending between 3 & 9 months - Adults	2,597	5,658	45.9%	48.8%	52.3%	51.1%
% of FP17s for Band 1 Urgent Courses	624	6,146	10.2%	10.0%	9.5%	9.0%
% of FP17s Relating to Free Repair or Replacements	23	6,146	0.4%	0.6%	0.7%	0.8%
% of FP17s Relating to Continuations	15	6,146	0.2%	0.7%	0.8%	0.9%
% of Patients satisfied with the dentistry they have received	9	9	N/A	93.6%	93.6%	93.3%
% of Patients satisfied with the time they had to wait for an appointment	8	9	N/A	88.9%	88.8%	88.9%

\* This is based on patients treated on this contract for their most recent course of treatment. Figures in italics indicate the base number of FP17s or Patient Questionnaire responses are less than 100. N/A is shown where the base number of responses is less than 10 during the period. % is calculated as Quantity/Base number\*100

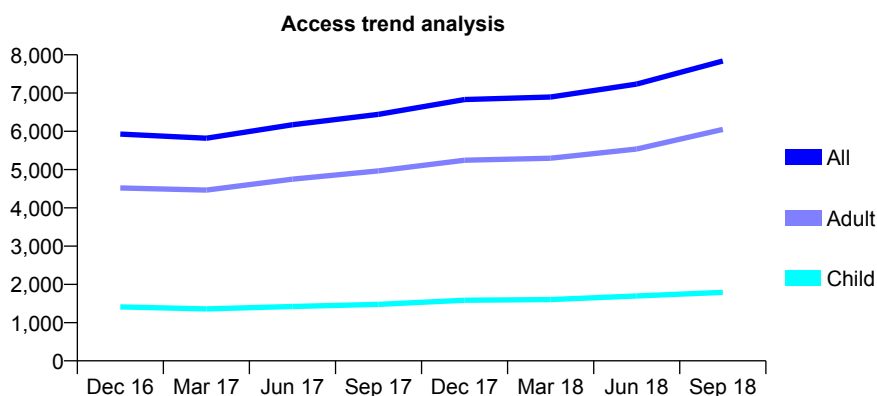
## Q67 - Vital Signs At a Glance Contract Report for 921351/0013 - September 2018

Name or company name	MR PK CHOPRA
Contract type name	GDS Contract
Purpose of contract	General
Contract start date	01/04/2009
Contract end date	

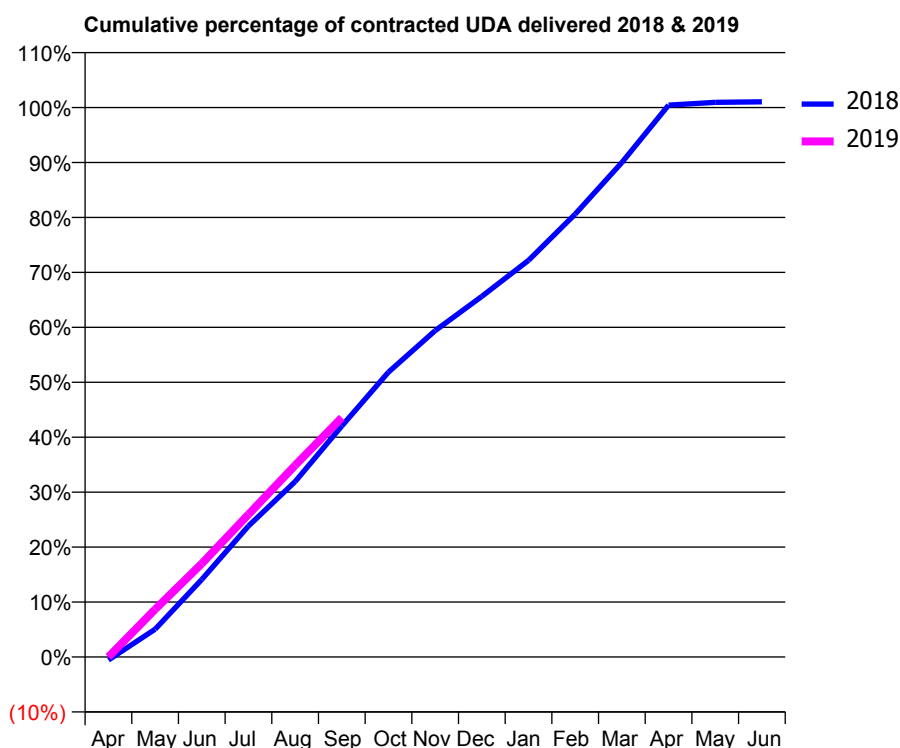
18/19 Contracted general activity (UDA)	24,000
Carry forward general activity (UDA)	0
18/19 Contracted orthodontic activity (UOA)	0
Carry forward orthodontic activity (UOA)	0
Baseline contract value	£505,934.89

### ACCESS\*

Patients seen in 24 months	Total	Change since previous quarter
Quarter ending September 2017	6,442	
Quarter ending December 2017	6,830	↑
Quarter ending March 2018	6,897	→
Quarter ending June 2018	7,234	↑
Quarter ending September 2018	7,839	↑
<b>Variance since September 2017</b>	<b>21.7%</b>	<b>↑</b>



### ACTIVITY



Adjusted Scheduled Activity (UDA)		
Month	2018	2019
April	-105	0
May	909	2,083
June	2,539	4,081
July	4,291	6,230
August	5,747	8,374
September	7,568	10,458
October	9,333	
November	10,691	
December	11,814	
January	12,993	
February	14,507	
March	16,200	
April	18,077	
May	18,171	
June	18,186	

### QUALITY

	Quantity	Base Number	Contract	AT	Region	England
% of FP17s for the same patient ID Re-attending within 3 months - Children	102	1,113	9.2%	11.0%	11.1%	11.6%
% of FP17s for the same patient ID Re-attending within 3 months - Adults	562	4,083	13.8%	16.1%	15.3%	15.5%
% of FP17s for the same patient ID Re-attending between 3 & 9 months - Children	370	1,113	33.2%	55.6%	61.1%	58.8%
% of FP17s for the same patient ID Re-attending between 3 & 9 months - Adults	1,334	4,083	32.7%	48.8%	52.3%	51.1%
% of FP17s for Band 1 Urgent Courses	705	4,396	16.0%	10.0%	9.5%	9.0%
% of FP17s Relating to Free Repair or Replacements	30	4,396	0.7%	0.6%	0.7%	0.8%
% of FP17s Relating to Continuations	17	4,396	0.4%	0.7%	0.8%	0.9%
% of Patients satisfied with the dentistry they have received	4	4	N/A	93.6%	93.6%	93.3%
% of Patients satisfied with the time they had to wait for an appointment	4	4	N/A	88.9%	88.8%	88.9%

\* This is based on patients treated on this contract for their most recent course of treatment. Figures in italics indicate the base number of FP17s or Patient Questionnaire responses are less than 100. N/A is shown where the base number of responses is less than 10 during the period. % is calculated as Quantity/Base number\*100

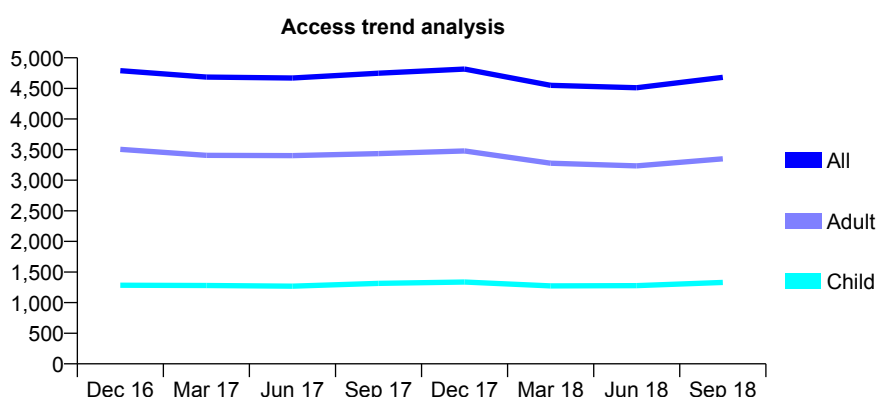
# Q67 - Vital Signs At a Glance Contract Report for 921351/0014 - September 2018

Name or company name	MR PK CHOPRA
Contract type name	GDS Contract
Purpose of contract	General
Contract start date	01/04/2009
Contract end date	

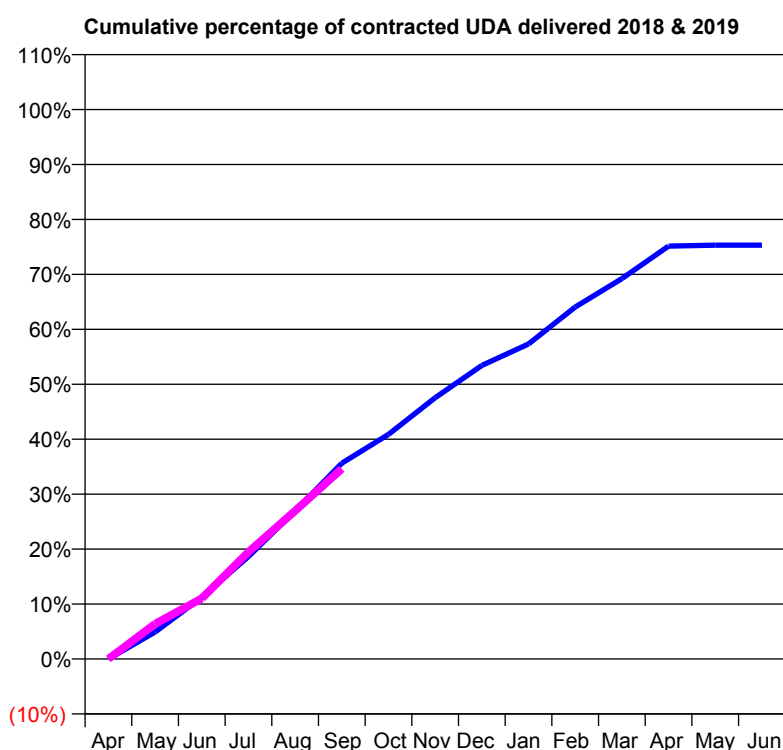
18/19 Contracted general activity (UDA)	15,000
Carry forward general activity (UDA)	0
18/19 Contracted orthodontic activity (UOA)	0
Carry forward orthodontic activity (UOA)	0
Baseline contract value	£292,079.81

## ACCESS\*

Patients seen in 24 months	Total	Change since previous quarter
Quarter ending September 2017	4,749	
Quarter ending December 2017	4,816	→
Quarter ending March 2018	4,551	↓
Quarter ending June 2018	4,511	→
Quarter ending September 2018	4,680	↑
<b>Variance since September 2017</b>	<b>(1.5%)</b>	<b>↓</b>



## ACTIVITY



Adjusted Scheduled Activity (UDA)		
Month	2018	2019
April	0	0
May	738	961
June	1,682	1,655
July	2,796	2,920
August	4,044	4,045
September	5,346	5,193
October	6,132	
November	7,133	
December	8,012	
January	8,600	
February	9,607	
March	10,381	
April	11,270	
May	11,297	
June	11,297	

## QUALITY

	Quantity	Base Number	Contract	AT	Region	England
% of FP17s for the same patient ID Re-attending within 3 months - Children	35	757	4.6%	11.0%	11.1%	11.6%
% of FP17s for the same patient ID Re-attending within 3 months - Adults	175	1,965	8.9%	16.1%	15.3%	15.5%
% of FP17s for the same patient ID Re-attending between 3 & 9 months - Children	237	757	31.3%	55.6%	61.1%	58.8%
% of FP17s for the same patient ID Re-attending between 3 & 9 months - Adults	754	1,965	38.4%	48.8%	52.3%	51.1%
% of FP17s for Band 1 Urgent Courses	395	2,317	17.0%	10.0%	9.5%	9.0%
% of FP17s Relating to Free Repair or Replacements	9	2,317	0.4%	0.6%	0.7%	0.8%
% of FP17s Relating to Continuations	4	2,317	0.2%	0.7%	0.8%	0.9%
% of Patients satisfied with the dentistry they have received	4	4	N/A	93.6%	93.6%	93.3%
% of Patients satisfied with the time they had to wait for an appointment	4	4	N/A	88.9%	88.8%	88.9%

\* This is based on patients treated on this contract for their most recent course of treatment. Figures in italics indicate the base number of FP17s or Patient Questionnaire responses are less than 100. N/A is shown where the base number of responses is less than 10 during the period. % is calculated as Quantity/Base number\*100

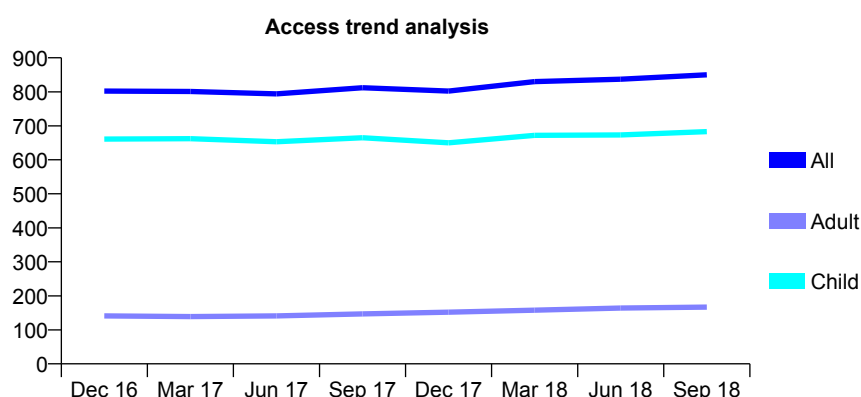
# Q67 - Vital Signs At a Glance Contract Report for 921882/0001 - September 2018

Name or company name	MR PM NEWMAN
Contract type name	GDS Contract
Purpose of contract	General
Contract start date	01/04/2006
Contract end date	

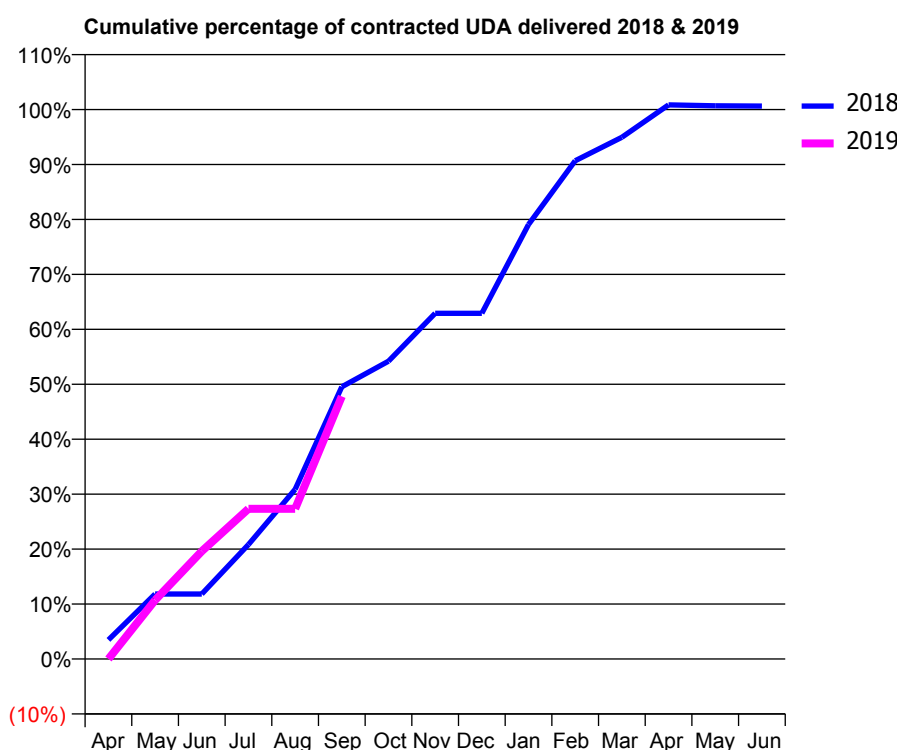
18/19 Contracted general activity (UDA)	1,786
Carry forward general activity (UDA)	0
18/19 Contracted orthodontic activity (UOA)	0
Carry forward orthodontic activity (UOA)	0
Baseline contract value	£44,166.23

## ACCESS\*

Patients seen in 24 months	Total	Change since previous quarter
Quarter ending September 2017	812	
Quarter ending December 2017	802	↓
Quarter ending March 2018	830	↑
Quarter ending June 2018	837	→
Quarter ending September 2018	850	→
<b>Variance since September 2017</b>	<b>4.7%</b>	<b>↑</b>



## ACTIVITY



Adjusted Scheduled Activity (UDA)		
Month	2018	2019
April	62	0
May	211	191
June	211	351
July	372	488
August	551	488
September	885	854
October	968	
November	1,124	
December	1,124	
January	1,412	
February	1,620	
March	1,696	
April	1,801	
May	1,798	
June	1,797	

## QUALITY

	Quantity	Base Number	Contract	AT	Region	England
% of FP17s for the same patient ID Re-attending within 3 months - Children	53	650	8.2%	11.0%	11.1%	11.6%
% of FP17s for the same patient ID Re-attending within 3 months - Adults	0	85	0.0%	16.1%	15.3%	15.5%
% of FP17s for the same patient ID Re-attending between 3 & 9 months - Children	452	650	69.5%	55.6%	61.1%	58.8%
% of FP17s for the same patient ID Re-attending between 3 & 9 months - Adults	62	85	72.9%	48.8%	52.3%	51.1%
% of FP17s for Band 1 Urgent Courses	14	662	2.1%	10.0%	9.5%	9.0%
% of FP17s Relating to Free Repair or Replacements	0	662	0.0%	0.6%	0.7%	0.8%
% of FP17s Relating to Continuations	0	662	0.0%	0.7%	0.8%	0.9%
% of Patients satisfied with the dentistry they have received	2	2	N/A	93.6%	93.6%	93.3%
% of Patients satisfied with the time they had to wait for an appointment	2	2	N/A	88.9%	88.8%	88.9%

\* This is based on patients treated on this contract for their most recent course of treatment. Figures in italics indicate the base number of FP17s or Patient Questionnaire responses are less than 100. N/A is shown where the base number of responses is less than 10 during the period. % is calculated as Quantity/Base number\*100

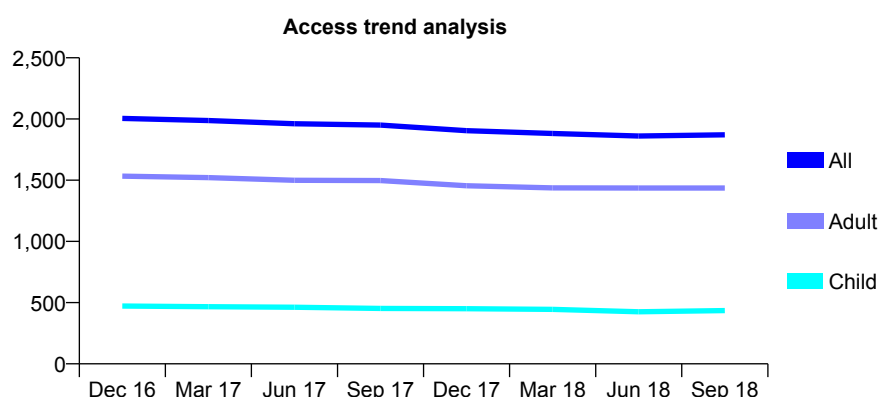
# Q67 - Vital Signs At a Glance Contract Report for 923109/0001 - September 2018

Name or company name	MR MS TAWANA
Contract type name	GDS Contract
Purpose of contract	General
Contract start date	01/04/2006
Contract end date	

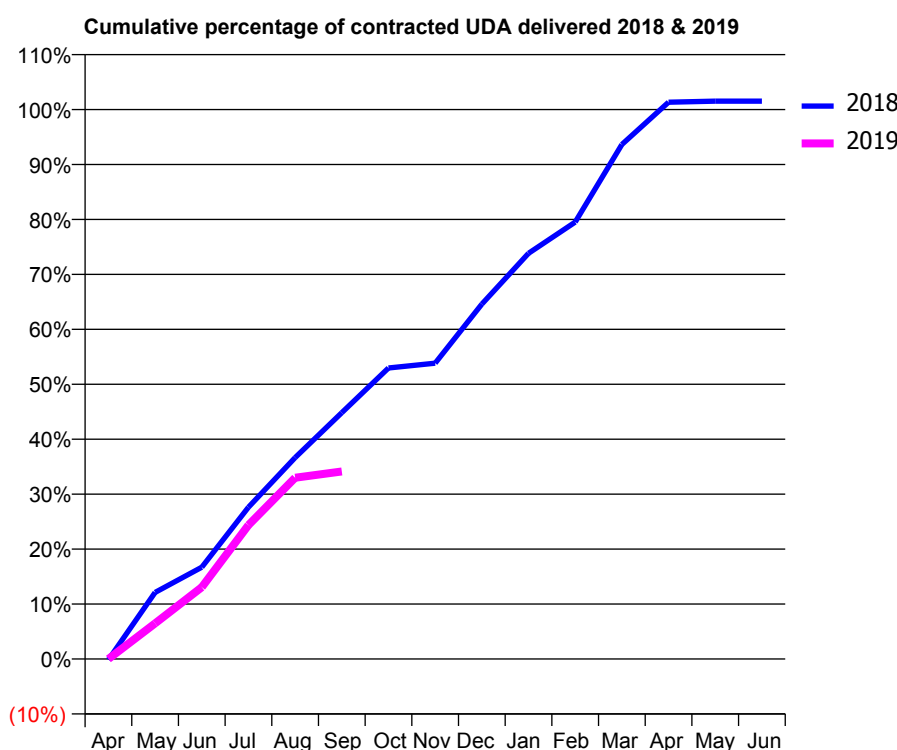
18/19 Contracted general activity (UDA)	5,900
Carry forward general activity (UDA)	0
18/19 Contracted orthodontic activity (UOA)	0
Carry forward orthodontic activity (UOA)	0
Baseline contract value	£156,101.73

## ACCESS\*

Patients seen in 24 months	Total	Change since previous quarter
Quarter ending September 2017	1,950	
Quarter ending December 2017	1,905	↓
Quarter ending March 2018	1,882	↓
Quarter ending June 2018	1,861	↓
Quarter ending September 2018	1,871	→
<b>Variance since September 2017</b>	<b>(4.1%)</b>	<b>↓</b>



## ACTIVITY



Adjusted Scheduled Activity (UDA)		
Month	2018	2019
April	-9	0
May	715	383
June	985	771
July	1,630	1,438
August	2,163	1,947
September	2,645	2,014
October	3,125	
November	3,176	
December	3,811	
January	4,357	
February	4,691	
March	5,524	
April	5,978	
May	5,989	
June	5,989	

## QUALITY

	Quantity	Base Number	Contract	AT	Region	England
% of FP17s for the same patient ID Re-attending within 3 months - Children	11	223	4.9%	11.0%	11.1%	11.6%
% of FP17s for the same patient ID Re-attending within 3 months - Adults	49	724	6.8%	16.1%	15.3%	15.5%
% of FP17s for the same patient ID Re-attending between 3 & 9 months - Children	73	223	32.7%	55.6%	61.1%	58.8%
% of FP17s for the same patient ID Re-attending between 3 & 9 months - Adults	260	724	35.9%	48.8%	52.3%	51.1%
% of FP17s for Band 1 Urgent Courses	59	774	7.6%	10.0%	9.5%	9.0%
% of FP17s Relating to Free Repair or Replacements	0	774	0.0%	0.6%	0.7%	0.8%
% of FP17s Relating to Continuations	1	774	0.1%	0.7%	0.8%	0.9%
% of Patients satisfied with the dentistry they have received	8	8	N/A	93.6%	93.6%	93.3%
% of Patients satisfied with the time they had to wait for an appointment	8	8	N/A	88.9%	88.8%	88.9%

\* This is based on patients treated on this contract for their most recent course of treatment. Figures in italics indicate the base number of FP17s or Patient Questionnaire responses are less than 100. N/A is shown where the base number of responses is less than 10 during the period. % is calculated as Quantity/Base number\*100



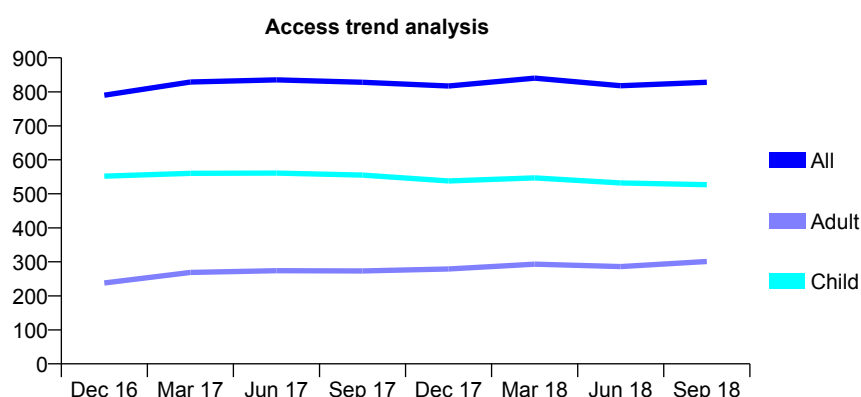
# Q67 - Vital Signs At a Glance Contract Report for 925780/0001 - September 2018

Name or company name	MRS R PATEL
Contract type name	GDS Contract
Purpose of contract	General
Contract start date	01/04/2006
Contract end date	

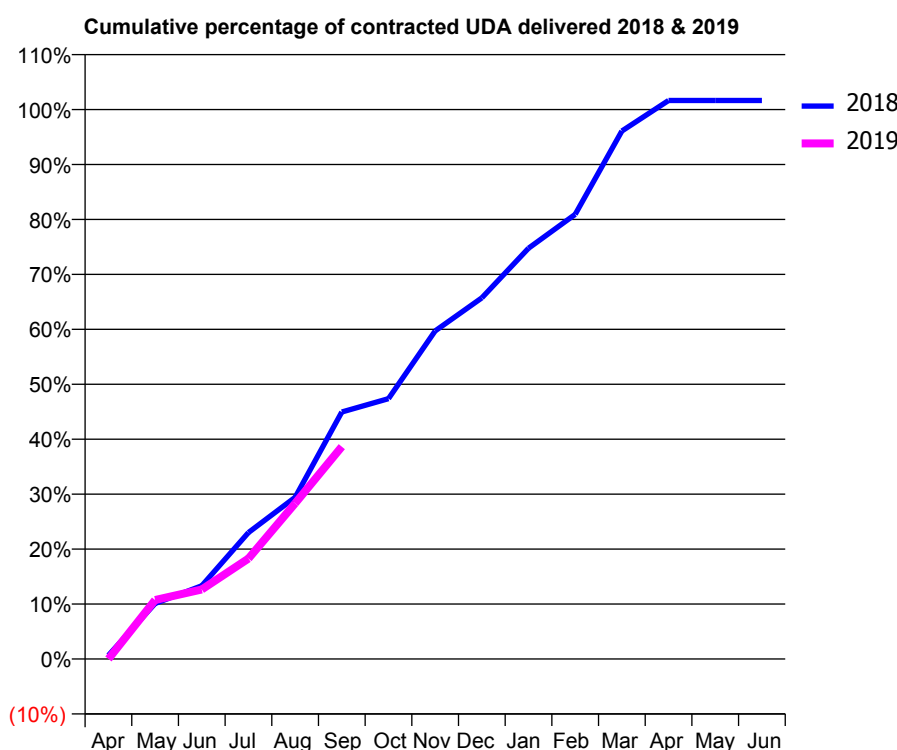
18/19 Contracted general activity (UDA)	1,920
Carry forward general activity (UDA)	0
18/19 Contracted orthodontic activity (UOA)	0
Carry forward orthodontic activity (UOA)	0
Baseline contract value	£52,278.73

## ACCESS\*

Patients seen in 24 months	Total	Change since previous quarter
Quarter ending September 2017	828	
Quarter ending December 2017	817	↓
Quarter ending March 2018	840	↑
Quarter ending June 2018	818	↓
Quarter ending September 2018	828	→
<b>Variance since September 2017</b>	<b>0.0%</b>	<b>→</b>



## ACTIVITY



Adjusted Scheduled Activity (UDA)		
Month	2018	2019
April	13	0
May	194	206
June	256	243
July	442	351
August	565	544
September	863	742
October	910	
November	1,146	
December	1,262	
January	1,435	
February	1,554	
March	1,845	
April	1,952	
May	1,952	
June	1,952	

## QUALITY

	Quantity	Base Number	Contract	AT	Region	England
% of FP17s for the same patient ID Re-attending within 3 months - Children	28	362	7.7%	11.0%	11.1%	11.6%
% of FP17s for the same patient ID Re-attending within 3 months - Adults	6	83	7.2%	16.1%	15.3%	15.5%
% of FP17s for the same patient ID Re-attending between 3 & 9 months - Children	183	362	50.6%	55.6%	61.1%	58.8%
% of FP17s for the same patient ID Re-attending between 3 & 9 months - Adults	28	83	33.7%	48.8%	52.3%	51.1%
% of FP17s for Band 1 Urgent Courses	39	401	9.7%	10.0%	9.5%	9.0%
% of FP17s Relating to Free Repair or Replacements	2	401	0.5%	0.6%	0.7%	0.8%
% of FP17s Relating to Continuations	9	401	2.2%	0.7%	0.8%	0.9%
% of Patients satisfied with the dentistry they have received	2	2	N/A	93.6%	93.6%	93.3%
% of Patients satisfied with the time they had to wait for an appointment	2	2	N/A	88.9%	88.8%	88.9%

\* This is based on patients treated on this contract for their most recent course of treatment. Figures in italics indicate the base number of FP17s or Patient Questionnaire responses are less than 100. N/A is shown where the base number of responses is less than 10 during the period. % is calculated as Quantity/Base number\*100

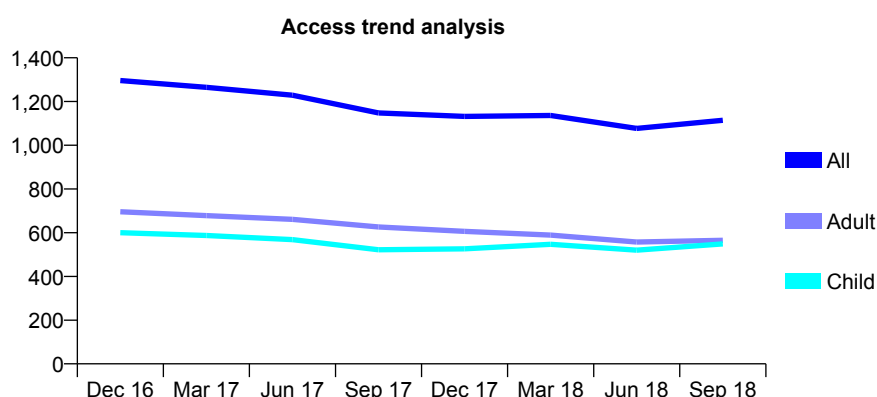
# Q67 - Vital Signs At a Glance Contract Report for 933961/0001 - September 2018

Name or company name	MRS M CHADHA
Contract type name	GDS Contract
Purpose of contract	General
Contract start date	01/04/2006
Contract end date	

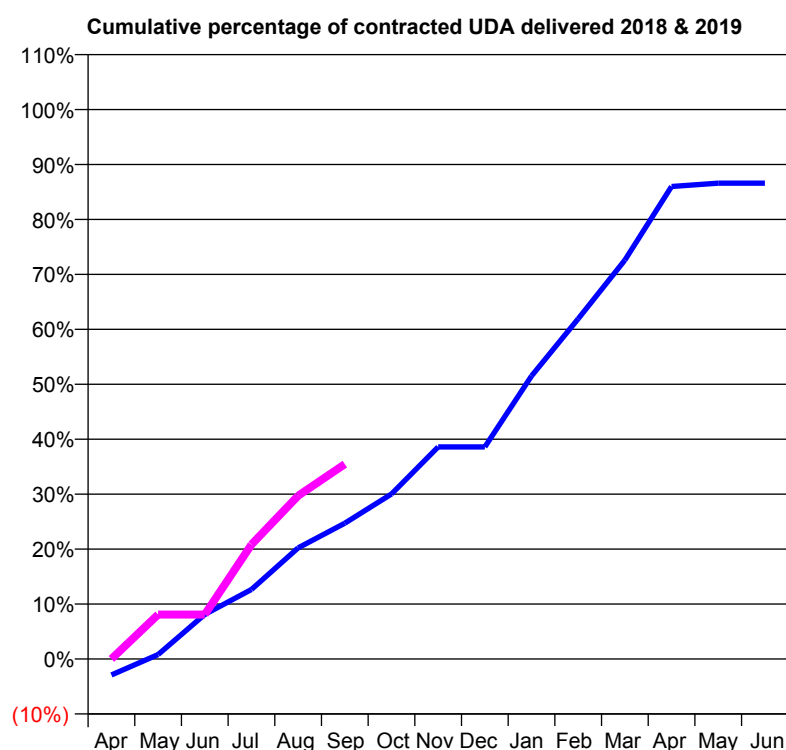
18/19 Contracted general activity (UDA)	4,072
Carry forward general activity (UDA)	0
18/19 Contracted orthodontic activity (UOA)	0
Carry forward orthodontic activity (UOA)	0
Baseline contract value	£104,714.69

## ACCESS\*

Patients seen in 24 months	Total	Change since previous quarter
Quarter ending September 2017	1,148	
Quarter ending December 2017	1,132	↓
Quarter ending March 2018	1,136	→
Quarter ending June 2018	1,077	↓
Quarter ending September 2018	1,114	↑
<b>Variance since September 2017</b>	<b>(3.0%)</b>	<b>↓</b>



## ACTIVITY



Adjusted Scheduled Activity (UDA)		
Month	2018	2019
April	-119	0
May	33	329
June	331	329
July	516	849
August	823	1,210
September	1,006	1,444
October	1,223	
November	1,572	
December	1,572	
January	2,097	
February	2,521	
March	2,956	
April	3,501	
May	3,526	
June	3,526	

## QUALITY

	Quantity	Base Number	Contract	AT	Region	England
% of FP17s for the same patient ID Re-attending within 3 months - Children	41	434	9.4%	11.0%	11.1%	11.6%
% of FP17s for the same patient ID Re-attending within 3 months - Adults	97	478	20.3%	16.1%	15.3%	15.5%
% of FP17s for the same patient ID Re-attending between 3 & 9 months - Children	250	434	57.6%	55.6%	61.1%	58.8%
% of FP17s for the same patient ID Re-attending between 3 & 9 months - Adults	261	478	54.6%	48.8%	52.3%	51.1%
% of FP17s for Band 1 Urgent Courses	55	715	7.7%	10.0%	9.5%	9.0%
% of FP17s Relating to Free Repair or Replacements	0	715	0.0%	0.6%	0.7%	0.8%
% of FP17s Relating to Continuations	2	715	0.3%	0.7%	0.8%	0.9%
% of Patients satisfied with the dentistry they have received	1	1	N/A	93.6%	93.6%	93.3%
% of Patients satisfied with the time they had to wait for an appointment	1	1	N/A	88.9%	88.8%	88.9%

\* This is based on patients treated on this contract for their most recent course of treatment. Figures in italics indicate the base number of FP17s or Patient Questionnaire responses are less than 100. N/A is shown where the base number of responses is less than 10 during the period. % is calculated as Quantity/Base number\*100

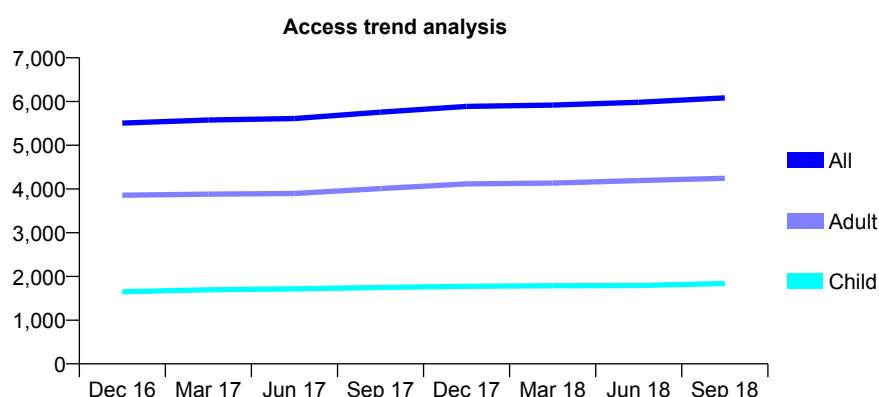
# Q67 - Vital Signs At a Glance Contract Report for 934887/0002 - September 2018

Name or company name	MR R NATH
Contract type name	GDS Contract
Purpose of contract	General
Contract start date	01/12/2008
Contract end date	

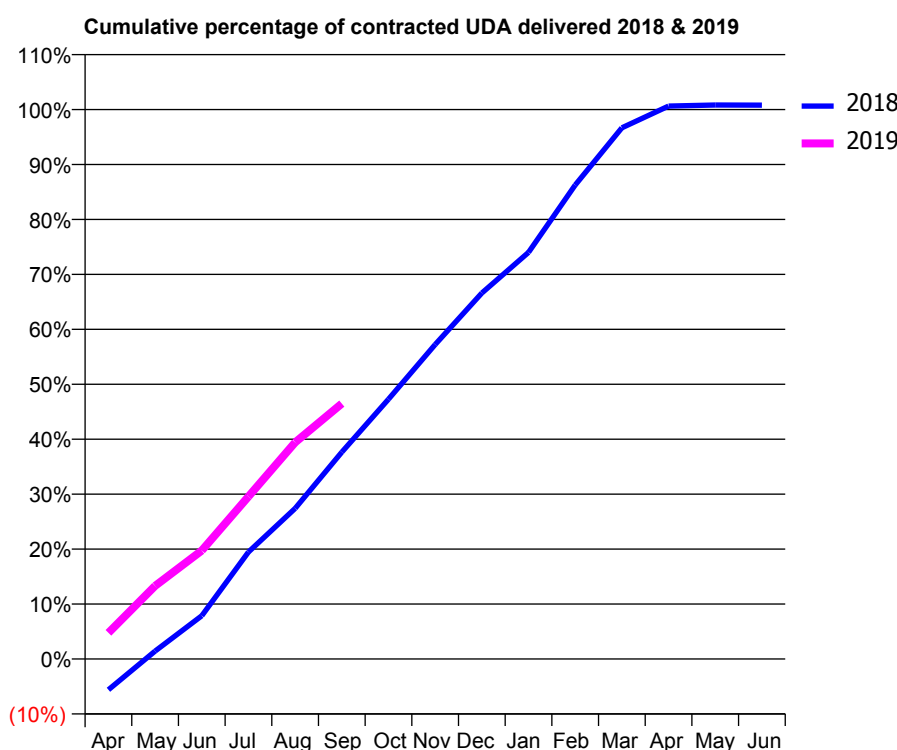
18/19 Contracted general activity (UDA)	15,757
Carry forward general activity (UDA)	0
18/19 Contracted orthodontic activity (UOA)	0
Carry forward orthodontic activity (UOA)	0
Baseline contract value	£505,267.56

## ACCESS\*

Patients seen in 24 months	Total	Change since previous quarter
Quarter ending September 2017	5,757	
Quarter ending December 2017	5,888	↑
Quarter ending March 2018	5,919	→
Quarter ending June 2018	5,983	→
Quarter ending September 2018	6,083	→
<b>Variance since September 2017</b>	<b>5.7%</b>	<b>↑</b>



## ACTIVITY



Month	Adjusted Scheduled Activity (UDA)	
	2018	2019
April	-885	752
May	229	2,096
June	1,241	3,110
July	3,068	4,661
August	4,317	6,212
September	5,933	7,325
October	7,450	
November	9,019	
December	10,493	
January	11,659	
February	13,591	
March	15,233	
April	15,856	
May	15,885	
June	15,883	

## QUALITY

	Quantity	Base Number	Contract	AT	Region	England
% of FP17s for the same patient ID Re-attending within 3 months - Children	85	1,002	8.5%	11.0%	11.1%	11.6%
% of FP17s for the same patient ID Re-attending within 3 months - Adults	362	2,220	16.3%	16.1%	15.3%	15.5%
% of FP17s for the same patient ID Re-attending between 3 & 9 months - Children	401	1,002	40.0%	55.6%	61.1%	58.8%
% of FP17s for the same patient ID Re-attending between 3 & 9 months - Adults	659	2,220	29.7%	48.8%	52.3%	51.1%
% of FP17s for Band 1 Urgent Courses	523	2,682	19.5%	10.0%	9.5%	9.0%
% of FP17s Relating to Free Repair or Replacements	27	2,682	1.0%	0.6%	0.7%	0.8%
% of FP17s Relating to Continuations	19	2,682	0.7%	0.7%	0.8%	0.9%
% of Patients satisfied with the dentistry they have received	3	3	N/A	93.6%	93.6%	93.3%
% of Patients satisfied with the time they had to wait for an appointment	3	3	N/A	88.9%	88.8%	88.9%

\* This is based on patients treated on this contract for their most recent course of treatment. Figures in italics indicate the base number of FP17s or Patient Questionnaire responses are less than 100. N/A is shown where the base number of responses is less than 10 during the period. % is calculated as Quantity/Base number\*100

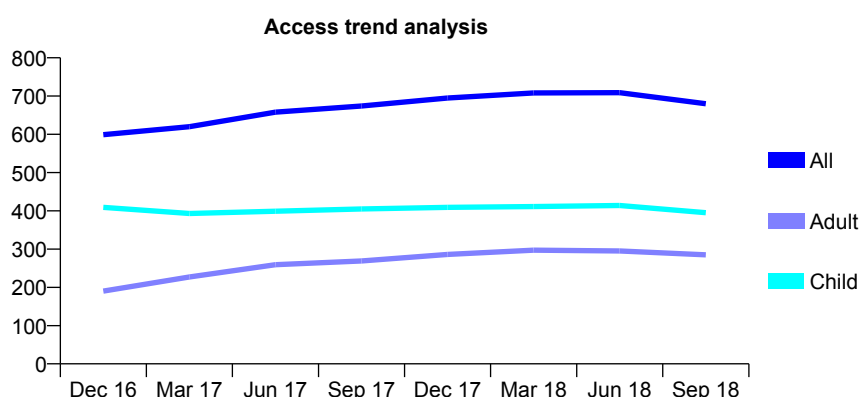
# Q67 - Vital Signs At a Glance Contract Report for 937363/0003 - September 2018

Name or company name	Chestfield Dental Practice
Contract type name	GDS Contract
Purpose of contract	General and Orthodontic
Contract start date	01/04/2006
Contract end date	

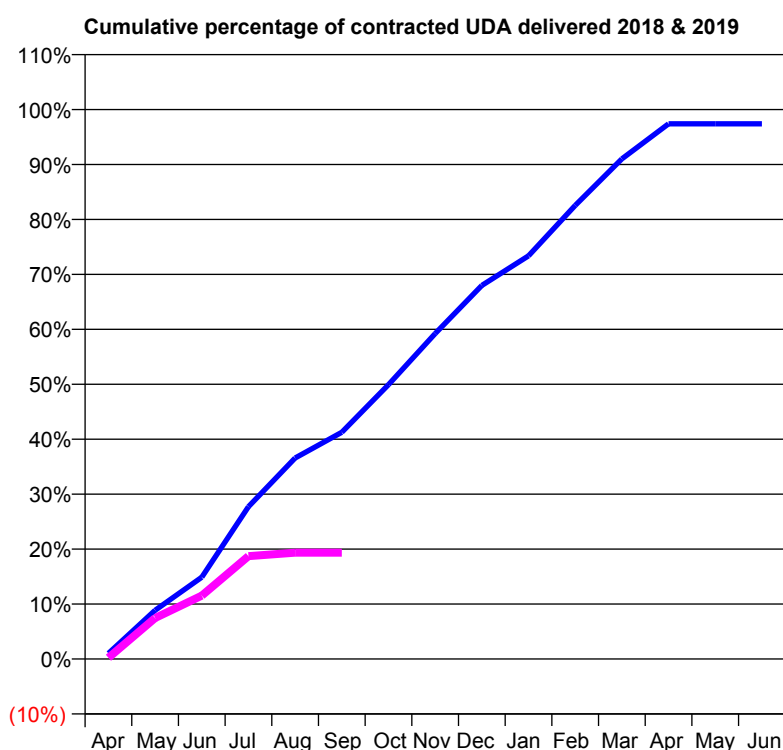
18/19 Contracted general activity (UDA)	2,248
Carry forward general activity (UDA)	56
18/19 Contracted orthodontic activity (UOA)	0
Carry forward orthodontic activity (UOA)	0
Baseline contract value	£51,101.48

## ACCESS\*

Patients seen in 24 months	Total	Change since previous quarter
Quarter ending September 2017	674	
Quarter ending December 2017	695	↑
Quarter ending March 2018	708	→
Quarter ending June 2018	709	→
Quarter ending September 2018	680	↓
<b>Variance since September 2017</b>	<b>0.9%</b>	<b>→</b>



## ACTIVITY



Adjusted Scheduled Activity (UDA)		
Month	2018	2019
April	22	5
May	192	168
June	321	260
July	599	421
August	790	435
September	892	435
October	1,079	
November	1,279	
December	1,468	
January	1,585	
February	1,783	
March	1,966	
April	2,104	
May	2,104	
June	2,104	

## QUALITY

	Quantity	Base Number	Contract	AT	Region	England
% of FP17s for the same patient ID Re-attending within 3 months - Children	17	242	7.0%	11.0%	11.1%	11.6%
% of FP17s for the same patient ID Re-attending within 3 months - Adults	22	123	17.9%	16.1%	15.3%	15.5%
% of FP17s for the same patient ID Re-attending between 3 & 9 months - Children	160	242	66.1%	55.6%	61.1%	58.8%
% of FP17s for the same patient ID Re-attending between 3 & 9 months - Adults	74	123	60.2%	48.8%	52.3%	51.1%
% of FP17s for Band 1 Urgent Courses	15	293	5.1%	10.0%	9.5%	9.0%
% of FP17s Relating to Free Repair or Replacements	0	293	0.0%	0.6%	0.7%	0.8%
% of FP17s Relating to Continuations	1	293	0.3%	0.7%	0.8%	0.9%
% of Patients satisfied with the dentistry they have received	0	0	N/A	93.6%	93.6%	93.3%
% of Patients satisfied with the time they had to wait for an appointment	0	0	N/A	88.9%	88.8%	88.9%

\* This is based on patients treated on this contract for their most recent course of treatment. Figures in italics indicate the base number of FP17s or Patient Questionnaire responses are less than 100. N/A is shown where the base number of responses is less than 10 during the period. % is calculated as Quantity/Base number\*100

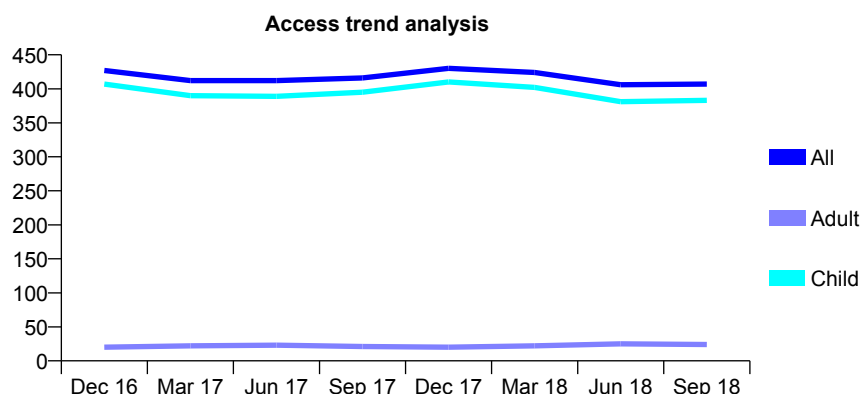
# Q67 - Vital Signs At a Glance Contract Report for 946575/0001 - September 2018

Name or company name	MR KO ONANUGA
Contract type name	GDS Contract
Purpose of contract	General
Contract start date	03/12/2007
Contract end date	

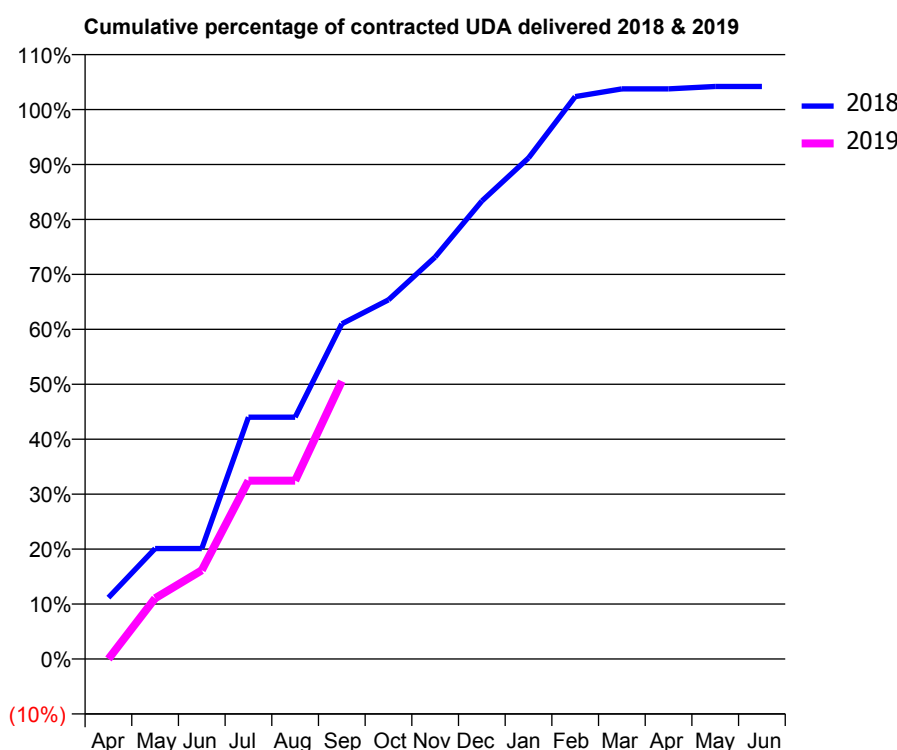
18/19 Contracted general activity (UDA)	707
Carry forward general activity (UDA)	0
18/19 Contracted orthodontic activity (UOA)	0
Carry forward orthodontic activity (UOA)	0
Baseline contract value	£20,227.08

## ACCESS\*

Patients seen in 24 months	Total	Change since previous quarter
Quarter ending September 2017	416	
Quarter ending December 2017	430	↑
Quarter ending March 2018	424	↓
Quarter ending June 2018	406	↓
Quarter ending September 2018	407	→
<b>Variance since September 2017</b>	<b>(2.2%)</b>	<b>↓</b>



## ACTIVITY



Adjusted Scheduled Activity (UDA)		
Month	2018	2019
April	79	0
May	142	78
June	142	114
July	311	229
August	311	229
September	431	357
October	462	
November	517	
December	589	
January	645	
February	724	
March	734	
April	734	
May	737	
June	737	

## QUALITY

	Quantity	Base Number	Contract	AT	Region	England
% of FP17s for the same patient ID Re-attending within 3 months - Children	11	263	4.2%	11.0%	11.1%	11.6%
% of FP17s for the same patient ID Re-attending within 3 months - Adults	0	2	0.0%	16.1%	15.3%	15.5%
% of FP17s for the same patient ID Re-attending between 3 & 9 months - Children	126	263	47.9%	55.6%	61.1%	58.8%
% of FP17s for the same patient ID Re-attending between 3 & 9 months - Adults	2	2	100.0%	48.8%	52.3%	51.1%
% of FP17s for Band 1 Urgent Courses	2	264	0.8%	10.0%	9.5%	9.0%
% of FP17s Relating to Free Repair or Replacements	0	264	0.0%	0.6%	0.7%	0.8%
% of FP17s Relating to Continuations	0	264	0.0%	0.7%	0.8%	0.9%
% of Patients satisfied with the dentistry they have received	0	0	N/A	93.6%	93.6%	93.3%
% of Patients satisfied with the time they had to wait for an appointment	0	0	N/A	88.9%	88.8%	88.9%

\* This is based on patients treated on this contract for their most recent course of treatment. Figures in italics indicate the base number of FP17s or Patient Questionnaire responses are less than 100. N/A is shown where the base number of responses is less than 10 during the period. % is calculated as Quantity/Base number\*100

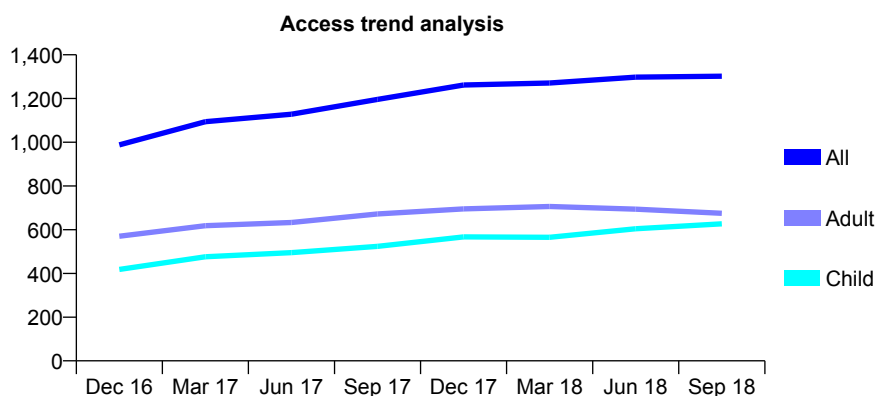
## Q67 - Vital Signs At a Glance Contract Report for 952869/0001 - September 2018

Name or company name	Maeve Logue
Contract type name	GDS Contract
Purpose of contract	General
Contract start date	01/04/2006
Contract end date	

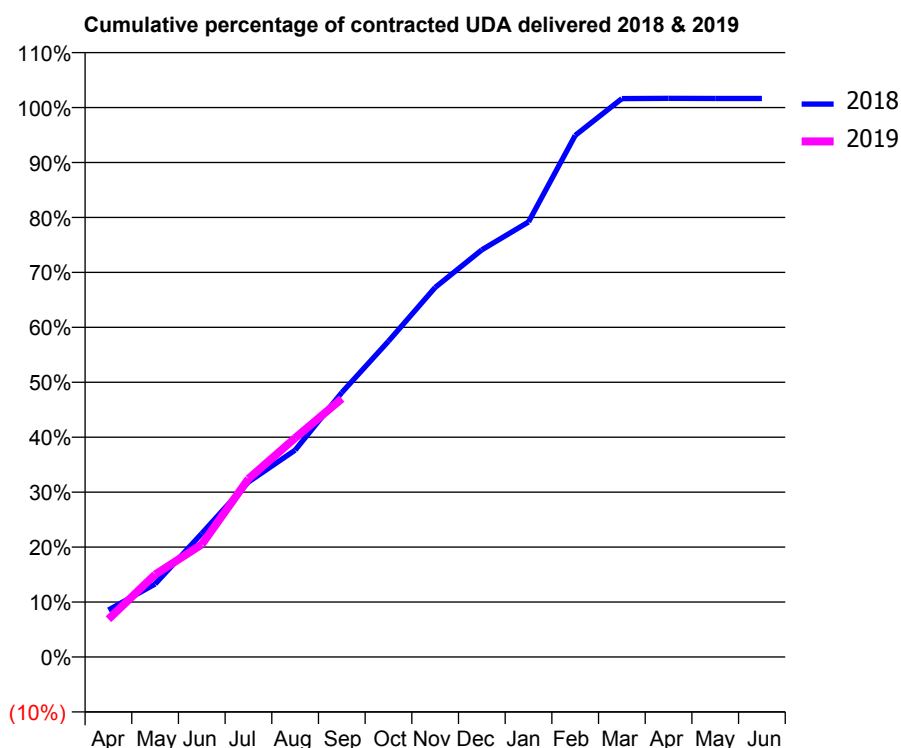
18/19 Contracted general activity (UDA)	3,624
Carry forward general activity (UDA)	0
18/19 Contracted orthodontic activity (UOA)	0
Carry forward orthodontic activity (UOA)	0
Baseline contract value	£89,618.37

### ACCESS\*

Patients seen in 24 months	Total	Change since previous quarter
Quarter ending September 2017	1,196	
Quarter ending December 2017	1,262	↑
Quarter ending March 2018	1,271	→
Quarter ending June 2018	1,298	↑
Quarter ending September 2018	1,302	→
<b>Variance since September 2017</b>	<b>8.9%</b>	<b>↑</b>



### ACTIVITY



Adjusted Scheduled Activity (UDA)		
Month	2018	2019
April	310	249
May	482	544
June	815	743
July	1,154	1,175
August	1,365	1,444
September	1,744	1,704
October	2,083	
November	2,437	
December	2,686	
January	2,869	
February	3,440	
March	3,683	
April	3,685	
May	3,684	
June	3,684	

### QUALITY

	Quantity	Base Number	Contract	AT	Region	England
% of FP17s for the same patient ID Re-attending within 3 months - Children	71	542	13.1%	11.0%	11.1%	11.6%
% of FP17s for the same patient ID Re-attending within 3 months - Adults	65	364	17.9%	16.1%	15.3%	15.5%
% of FP17s for the same patient ID Re-attending between 3 & 9 months - Children	279	542	51.5%	55.6%	61.1%	58.8%
% of FP17s for the same patient ID Re-attending between 3 & 9 months - Adults	202	364	55.5%	48.8%	52.3%	51.1%
% of FP17s for Band 1 Urgent Courses	111	905	12.3%	10.0%	9.5%	9.0%
% of FP17s Relating to Free Repair or Replacements	0	905	0.0%	0.6%	0.7%	0.8%
% of FP17s Relating to Continuations	4	905	0.4%	0.7%	0.8%	0.9%
% of Patients satisfied with the dentistry they have received	1	1	N/A	93.6%	93.6%	93.3%
% of Patients satisfied with the time they had to wait for an appointment	1	1	N/A	88.9%	88.8%	88.9%

\* This is based on patients treated on this contract for their most recent course of treatment. Figures in italics indicate the base number of FP17s or Patient Questionnaire responses are less than 100. N/A is shown where the base number of responses is less than 10 during the period. % is calculated as Quantity/Base number\*100

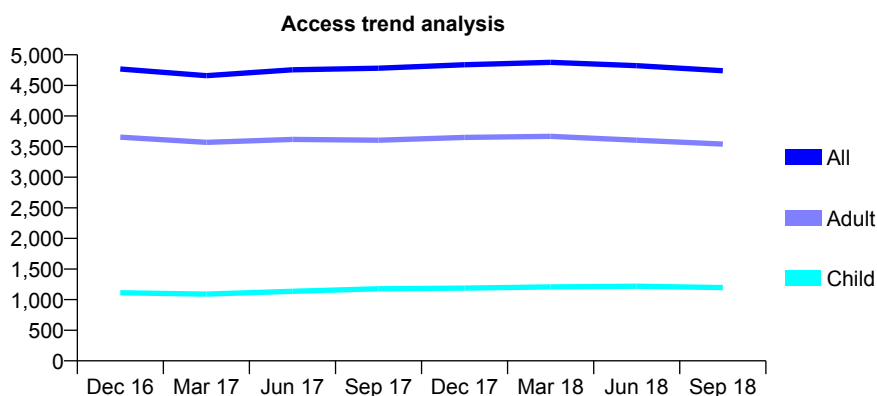
## Q67 - Vital Signs At a Glance Contract Report for 953245/0001 - September 2018

Name or company name	MISS SR PHOTAY
Contract type name	GDS Contract
Purpose of contract	General
Contract start date	01/04/2012
Contract end date	

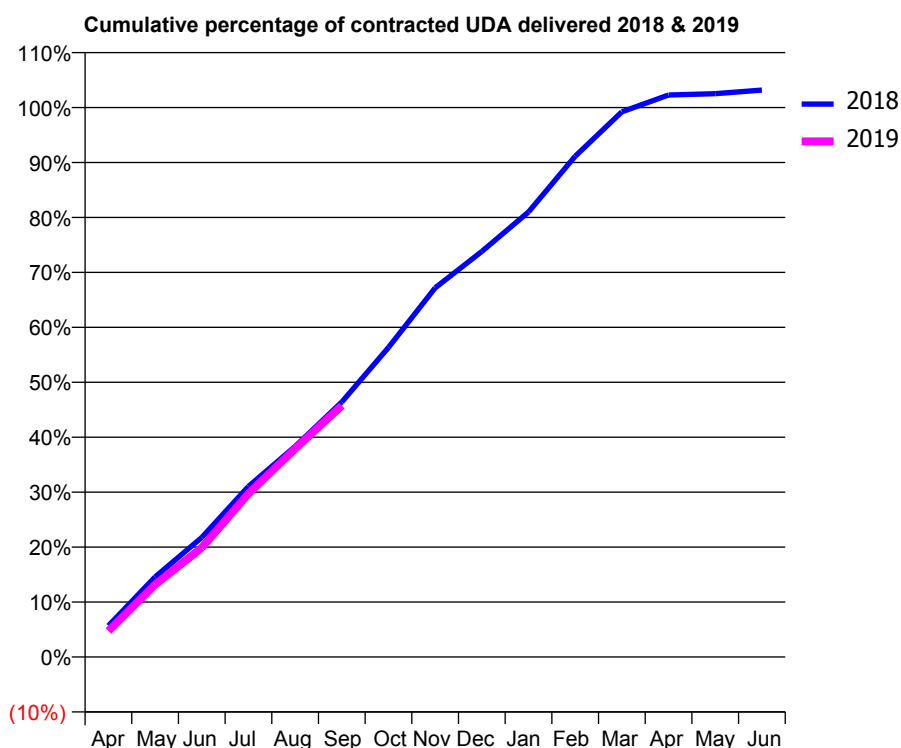
18/19 Contracted general activity (UDA)	11,840
Carry forward general activity (UDA)	0
18/19 Contracted orthodontic activity (UOA)	0
Carry forward orthodontic activity (UOA)	0
Baseline contract value	£377,522.61

### ACCESS\*

Patients seen in 24 months	Total	Change since previous quarter
Quarter ending September 2017	4,782	
Quarter ending December 2017	4,838	→
Quarter ending March 2018	4,876	→
Quarter ending June 2018	4,823	↓
Quarter ending September 2018	4,740	↓
<b>Variance since September 2017</b>	<b>(0.9%)</b>	→



### ACTIVITY



Adjusted Scheduled Activity (UDA)		
Month	2018	2019
April	675	563
May	1,724	1,563
June	2,575	2,354
July	3,677	3,520
August	4,537	4,489
September	5,496	5,417
October	6,670	
November	7,955	
December	8,738	
January	9,588	
February	10,791	
March	11,748	
April	12,110	
May	12,137	
June	12,214	

### QUALITY

	Quantity	Base Number	Contract	AT	Region	England
% of FP17s for the same patient ID Re-attending within 3 months - Children	62	793	7.8%	11.0%	11.1%	11.6%
% of FP17s for the same patient ID Re-attending within 3 months - Adults	315	2,260	13.9%	16.1%	15.3%	15.5%
% of FP17s for the same patient ID Re-attending between 3 & 9 months - Children	393	793	49.6%	55.6%	61.1%	58.8%
% of FP17s for the same patient ID Re-attending between 3 & 9 months - Adults	1,057	2,260	46.8%	48.8%	52.3%	51.1%
% of FP17s for Band 1 Urgent Courses	400	2,486	16.1%	10.0%	9.5%	9.0%
% of FP17s Relating to Free Repair or Replacements	0	2,486	0.0%	0.6%	0.7%	0.8%
% of FP17s Relating to Continuations	1	2,486	0.0%	0.7%	0.8%	0.9%
% of Patients satisfied with the dentistry they have received	0	0	N/A	93.6%	93.6%	93.3%
% of Patients satisfied with the time they had to wait for an appointment	0	0	N/A	88.9%	88.8%	88.9%

\* This is based on patients treated on this contract for their most recent course of treatment. Figures in italics indicate the base number of FP17s or Patient Questionnaire responses are less than 100. N/A is shown where the base number of responses is less than 10 during the period. % is calculated as Quantity/Base number\*100



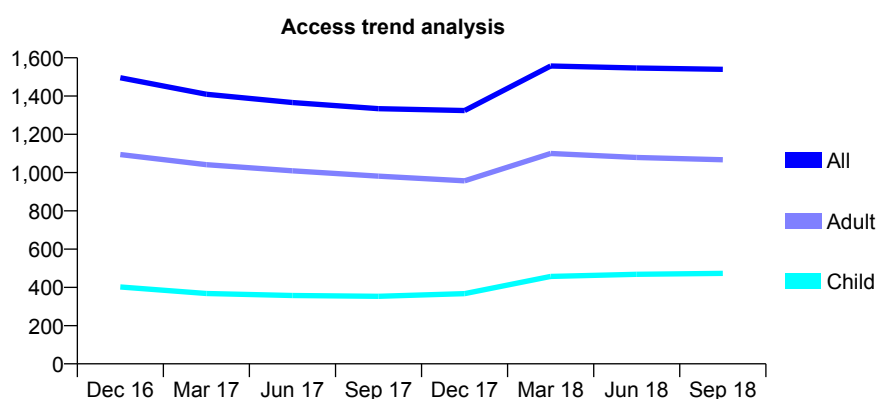
## Q67 - Vital Signs At a Glance Contract Report for 961094/0001 - September 2018

Name or company name	MISS M FRAGGEDAKI
Contract type name	GDS Contract
Purpose of contract	General
Contract start date	01/04/2006
Contract end date	

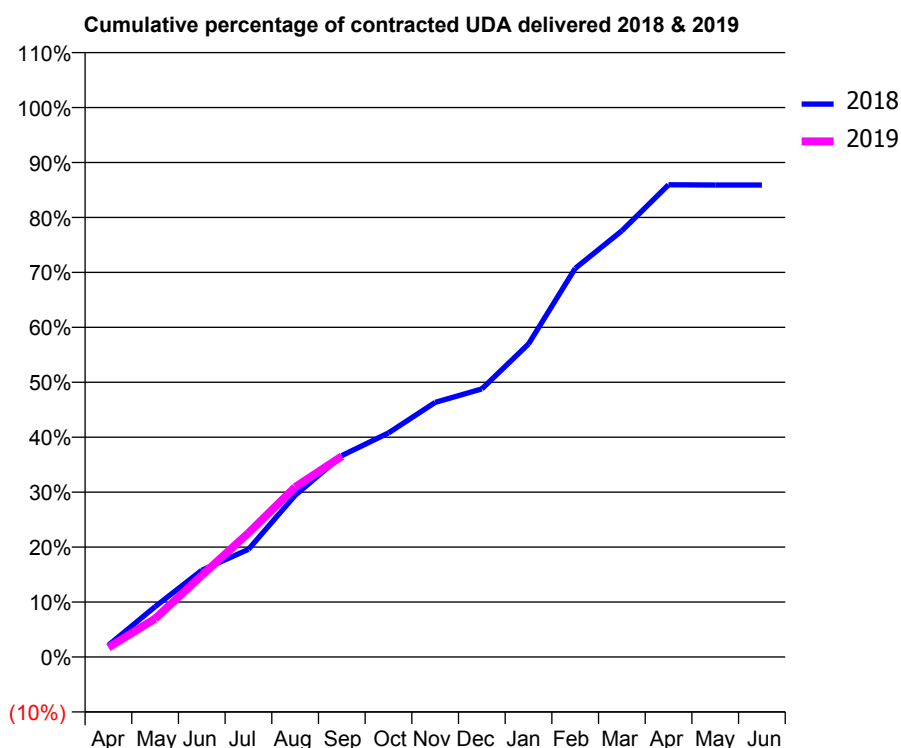
18/19 Contracted general activity (UDA)	4,938
Carry forward general activity (UDA)	0
18/19 Contracted orthodontic activity (UOA)	0
Carry forward orthodontic activity (UOA)	0
Baseline contract value	£122,112.43

### ACCESS\*

Patients seen in 24 months	Total	Change since previous quarter
Quarter ending September 2017	1,334	
Quarter ending December 2017	1,324	→
Quarter ending March 2018	1,557	↑
Quarter ending June 2018	1,547	→
Quarter ending September 2018	1,540	→
<b>Variance since September 2017</b>	<b>15.4%</b>	<b>↑</b>



### ACTIVITY



Adjusted Scheduled Activity (UDA)		
Month	2018	2019
April	107	86
May	452	345
June	780	733
July	968	1,116
August	1,453	1,527
September	1,810	1,804
October	2,013	
November	2,288	
December	2,410	
January	2,813	
February	3,493	
March	3,830	
April	4,244	
May	4,241	
June	4,241	

### QUALITY

	Quantity	Base Number	Contract	AT	Region	England
% of FP17s for the same patient ID Re-attending within 3 months - Children	13	332	3.9%	11.0%	11.1%	11.6%
% of FP17s for the same patient ID Re-attending within 3 months - Adults	99	782	12.7%	16.1%	15.3%	15.5%
% of FP17s for the same patient ID Re-attending between 3 & 9 months - Children	194	332	58.4%	55.6%	61.1%	58.8%
% of FP17s for the same patient ID Re-attending between 3 & 9 months - Adults	470	782	60.1%	48.8%	52.3%	51.1%
% of FP17s for Band 1 Urgent Courses	69	936	7.4%	10.0%	9.5%	9.0%
% of FP17s Relating to Free Repair or Replacements	3	936	0.3%	0.6%	0.7%	0.8%
% of FP17s Relating to Continuations	1	936	0.1%	0.7%	0.8%	0.9%
% of Patients satisfied with the dentistry they have received	5	5	N/A	93.6%	93.6%	93.3%
% of Patients satisfied with the time they had to wait for an appointment	5	5	N/A	88.9%	88.8%	88.9%

\* This is based on patients treated on this contract for their most recent course of treatment. Figures in italics indicate the base number of FP17s or Patient Questionnaire responses are less than 100. N/A is shown where the base number of responses is less than 10 during the period. % is calculated as Quantity/Base number\*100

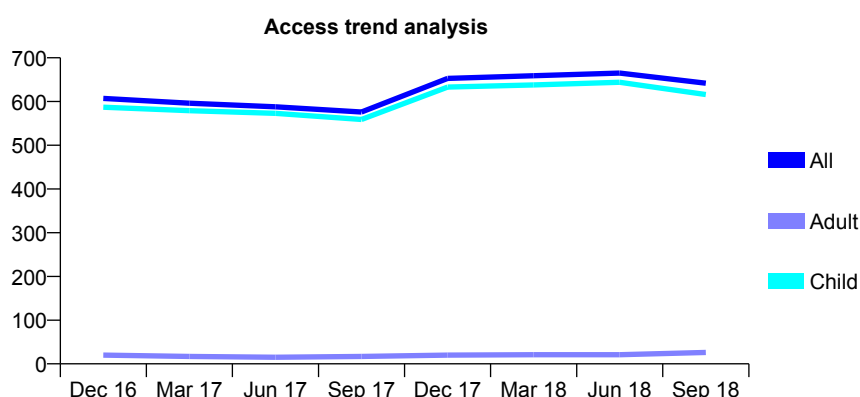
# Q67 - Vital Signs At a Glance Contract Report for 961094/0002 - September 2018

Name or company name	Riverhead Dental Practice
Contract type name	GDS Contract
Purpose of contract	General
Contract start date	17/12/2006
Contract end date	

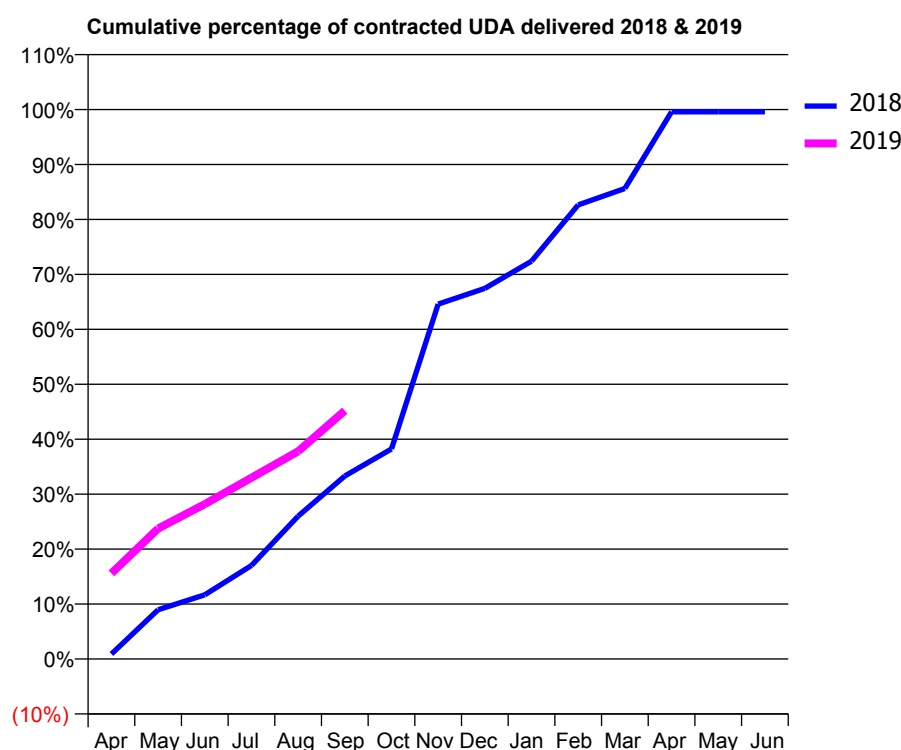
18/19 Contracted general activity (UDA)	770
Carry forward general activity (UDA)	3
18/19 Contracted orthodontic activity (UOA)	0
Carry forward orthodontic activity (UOA)	0
Baseline contract value	£19,041.43

## ACCESS\*

Patients seen in 24 months	Total	Change since previous quarter
Quarter ending September 2017	576	
Quarter ending December 2017	653	↑
Quarter ending March 2018	659	→
Quarter ending June 2018	665	→
Quarter ending September 2018	642	↓
<b>Variance since September 2017</b>	<b>11.5%</b>	<b>↑</b>



## ACTIVITY



Adjusted Scheduled Activity (UDA)		
Month	2018	2019
April	7	120
May	69	183
June	90	217
July	131	254
August	200	291
September	256	348
October	294	
November	497	
December	519	
January	557	
February	636	
March	659	
April	767	
May	767	
June	767	

## QUALITY

	Quantity	Base Number	Contract	AT	Region	England
% of FP17s for the same patient ID Re-attending within 3 months - Children	7	308	2.3%	11.0%	11.1%	11.6%
% of FP17s for the same patient ID Re-attending within 3 months - Adults	0	1	0.0%	16.1%	15.3%	15.5%
% of FP17s for the same patient ID Re-attending between 3 & 9 months - Children	88	308	28.6%	55.6%	61.1%	58.8%
% of FP17s for the same patient ID Re-attending between 3 & 9 months - Adults	0	1	0.0%	48.8%	52.3%	51.1%
% of FP17s for Band 1 Urgent Courses	5	240	2.1%	10.0%	9.5%	9.0%
% of FP17s Relating to Free Repair or Replacements	0	240	0.0%	0.6%	0.7%	0.8%
% of FP17s Relating to Continuations	0	240	0.0%	0.7%	0.8%	0.9%
% of Patients satisfied with the dentistry they have received	2	2	N/A	93.6%	93.6%	93.3%
% of Patients satisfied with the time they had to wait for an appointment	2	2	N/A	88.9%	88.8%	88.9%

\* This is based on patients treated on this contract for their most recent course of treatment. Figures in italics indicate the base number of FP17s or Patient Questionnaire responses are less than 100. N/A is shown where the base number of responses is less than 10 during the period. % is calculated as Quantity/Base number\*100

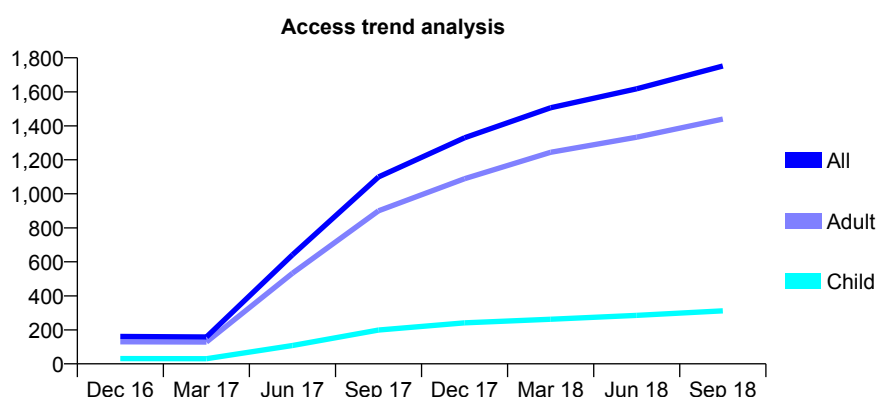
# Q67 - Vital Signs At a Glance Contract Report for 963704/0001 - September 2018

Name or company name	MRS MS OPIE
Contract type name	GDS Contract
Purpose of contract	General
Contract start date	01/04/2006
Contract end date	

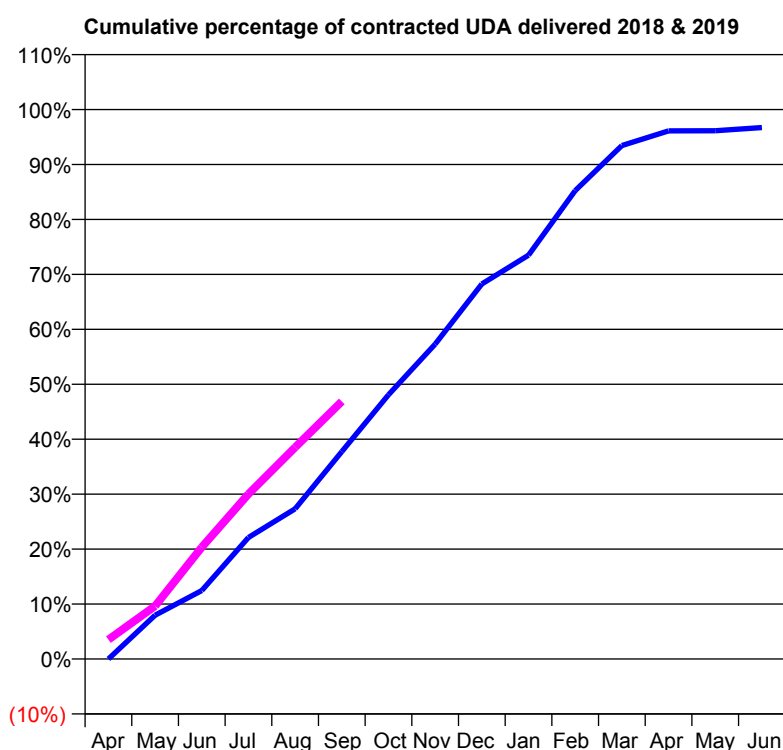
18/19 Contracted general activity (UDA)	6,729
Carry forward general activity (UDA)	190
18/19 Contracted orthodontic activity (UOA)	0
Carry forward orthodontic activity (UOA)	0
Baseline contract value	£151,254.39

## ACCESS\*

Patients seen in 24 months	Total	Change since previous quarter
Quarter ending September 2017	1,099	
Quarter ending December 2017	1,330	↑
Quarter ending March 2018	1,506	↑
Quarter ending June 2018	1,618	↑
Quarter ending September 2018	1,752	↑
<b>Variance since September 2017</b>	<b>59.4%</b>	<b>↑</b>



## ACTIVITY



Adjusted Scheduled Activity (UDA)		
Month	2018	2019
April	0	238
May	463	649
June	725	1,369
July	1,287	2,021
August	1,591	2,592
September	2,196	3,154
October	2,799	
November	3,336	
December	3,972	
January	4,277	
February	4,961	
March	5,439	
April	5,593	
May	5,595	
June	5,629	

## QUALITY

	Quantity	Base Number	Contract	AT	Region	England
% of FP17s for the same patient ID Re-attending within 3 months - Children	23	281	8.2%	11.0%	11.1%	11.6%
% of FP17s for the same patient ID Re-attending within 3 months - Adults	132	1,219	10.8%	16.1%	15.3%	15.5%
% of FP17s for the same patient ID Re-attending between 3 & 9 months - Children	162	281	57.7%	55.6%	61.1%	58.8%
% of FP17s for the same patient ID Re-attending between 3 & 9 months - Adults	733	1,219	60.1%	48.8%	52.3%	51.1%
% of FP17s for Band 1 Urgent Courses	49	1,427	3.4%	10.0%	9.5%	9.0%
% of FP17s Relating to Free Repair or Replacements	8	1,427	0.6%	0.6%	0.7%	0.8%
% of FP17s Relating to Continuations	10	1,427	0.7%	0.7%	0.8%	0.9%
% of Patients satisfied with the dentistry they have received	1	1	N/A	93.6%	93.6%	93.3%
% of Patients satisfied with the time they had to wait for an appointment	1	1	N/A	88.9%	88.8%	88.9%

\* This is based on patients treated on this contract for their most recent course of treatment. Figures in italics indicate the base number of FP17s or Patient Questionnaire responses are less than 100. N/A is shown where the base number of responses is less than 10 during the period. % is calculated as Quantity/Base number\*100

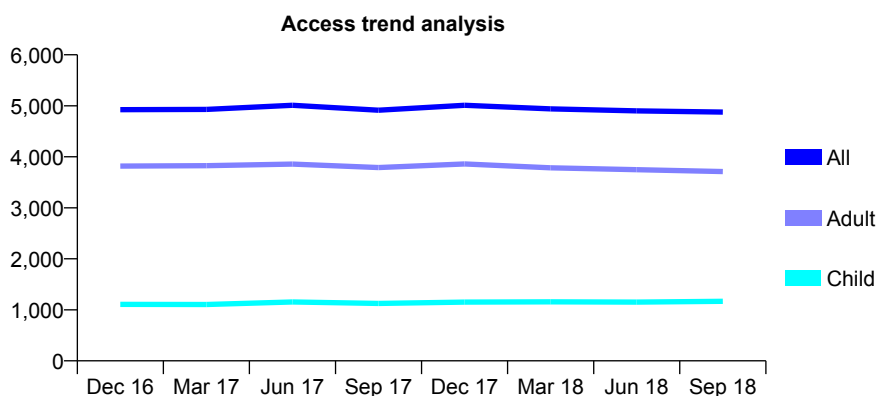
## Q67 - Vital Signs At a Glance Contract Report for 963984/0001 - September 2018

Name or company name	MR OB ADESANYA
Contract type name	GDS Contract
Purpose of contract	General
Contract start date	01/01/2007
Contract end date	

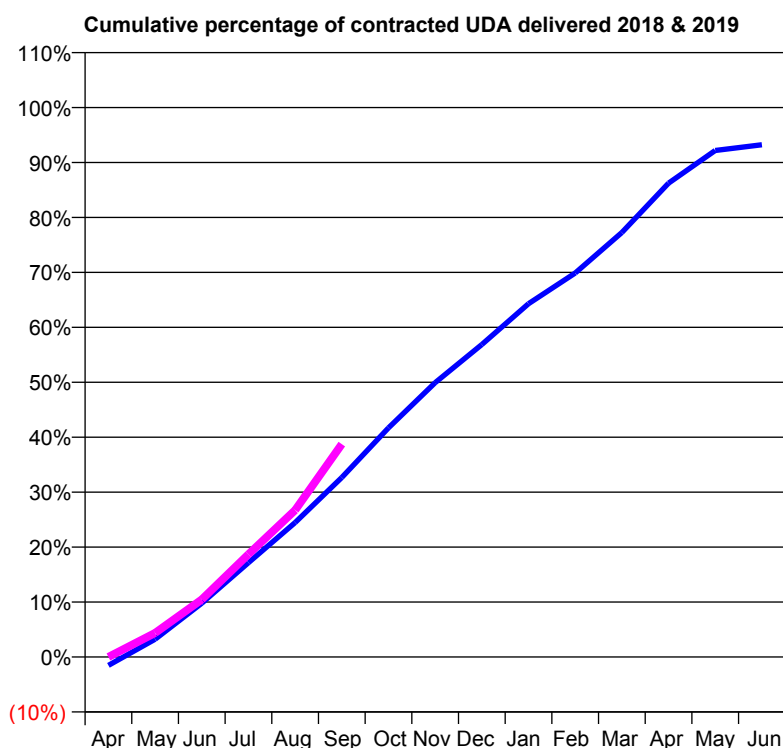
18/19 Contracted general activity (UDA)	11,562
Carry forward general activity (UDA)	0
18/19 Contracted orthodontic activity (UOA)	0
Carry forward orthodontic activity (UOA)	0
Baseline contract value	£376,126.55

### ACCESS\*

Patients seen in 24 months	Total	Change since previous quarter
Quarter ending September 2017	4,915	
Quarter ending December 2017	5,010	→
Quarter ending March 2018	4,940	↓
Quarter ending June 2018	4,900	→
Quarter ending September 2018	4,878	→
<b>Variance since September 2017</b>	<b>(0.8%)</b>	<b>→</b>



### ACTIVITY



Adjusted Scheduled Activity (UDA)		
Month	2018	2019
April	-178	1
May	374	505
June	1,131	1,210
July	1,986	2,161
August	2,829	3,090
September	3,777	4,478
October	4,823	
November	5,773	
December	6,574	
January	7,434	
February	8,080	
March	8,932	
April	9,969	
May	10,657	
June	10,778	

### QUALITY

	Quantity	Base Number	Contract	AT	Region	England
% of FP17s for the same patient ID Re-attending within 3 months - Children	38	871	4.4%	11.0%	11.1%	11.6%
% of FP17s for the same patient ID Re-attending within 3 months - Adults	365	2,481	14.7%	16.1%	15.3%	15.5%
% of FP17s for the same patient ID Re-attending between 3 & 9 months - Children	469	871	53.8%	55.6%	61.1%	58.8%
% of FP17s for the same patient ID Re-attending between 3 & 9 months - Adults	953	2,481	38.4%	48.8%	52.3%	51.1%
% of FP17s for Band 1 Urgent Courses	420	2,195	19.1%	10.0%	9.5%	9.0%
% of FP17s Relating to Free Repair or Replacements	1	2,195	0.0%	0.6%	0.7%	0.8%
% of FP17s Relating to Continuations	6	2,195	0.3%	0.7%	0.8%	0.9%
% of Patients satisfied with the dentistry they have received	1	1	N/A	93.6%	93.6%	93.3%
% of Patients satisfied with the time they had to wait for an appointment	1	1	N/A	88.9%	88.8%	88.9%

\* This is based on patients treated on this contract for their most recent course of treatment. Figures in italics indicate the base number of FP17s or Patient Questionnaire responses are less than 100. N/A is shown where the base number of responses is less than 10 during the period. % is calculated as Quantity/Base number\*100

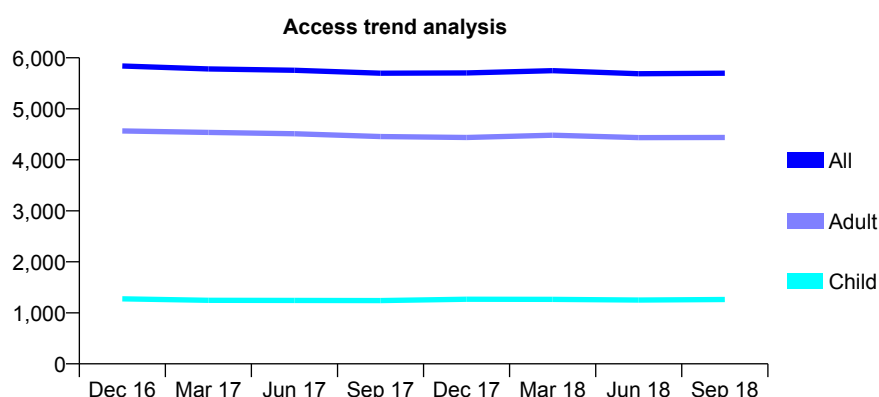
# Q67 - Vital Signs At a Glance Contract Report for 966878/0001 - September 2018

Name or company name	MR GS AL-QURAISHI
Contract type name	GDS Contract
Purpose of contract	General
Contract start date	01/10/2013
Contract end date	

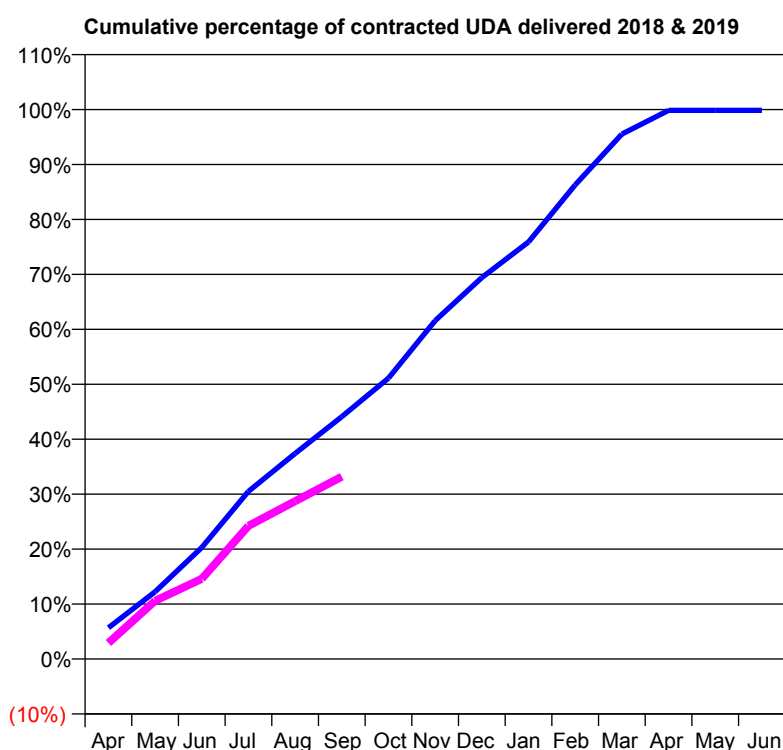
18/19 Contracted general activity (UDA)	19,360
Carry forward general activity (UDA)	25
18/19 Contracted orthodontic activity (UOA)	0
Carry forward orthodontic activity (UOA)	0
Baseline contract value	£445,727.26

## ACCESS\*

Patients seen in 24 months	Total	Change since previous quarter
Quarter ending September 2017	5,697	
Quarter ending December 2017	5,704	→
Quarter ending March 2018	5,747	→
Quarter ending June 2018	5,687	↓
Quarter ending September 2018	5,699	→
<b>Variance since September 2017</b>	<b>0.0%</b>	<b>→</b>



## ACTIVITY



Adjusted Scheduled Activity (UDA)		
Month	2018	2019
April	930	567
May	2,002	2,050
June	3,321	2,827
July	4,992	4,693
August	6,118	5,559
September	7,214	6,423
October	8,361	
November	10,075	
December	11,358	
January	12,418	
February	14,114	
March	15,627	
April	16,335	
May	16,335	
June	16,335	

## QUALITY

	Quantity	Base Number	Contract	AT	Region	England
% of FP17s for the same patient ID Re-attending within 3 months - Children	49	762	6.4%	11.0%	11.1%	11.6%
% of FP17s for the same patient ID Re-attending within 3 months - Adults	364	2,354	15.5%	16.1%	15.3%	15.5%
% of FP17s for the same patient ID Re-attending between 3 & 9 months - Children	402	762	52.8%	55.6%	61.1%	58.8%
% of FP17s for the same patient ID Re-attending between 3 & 9 months - Adults	765	2,354	32.5%	48.8%	52.3%	51.1%
% of FP17s for Band 1 Urgent Courses	253	2,834	8.9%	10.0%	9.5%	9.0%
% of FP17s Relating to Free Repair or Replacements	11	2,834	0.4%	0.6%	0.7%	0.8%
% of FP17s Relating to Continuations	39	2,834	1.4%	0.7%	0.8%	0.9%
% of Patients satisfied with the dentistry they have received	9	9	N/A	93.6%	93.6%	93.3%
% of Patients satisfied with the time they had to wait for an appointment	9	9	N/A	88.9%	88.8%	88.9%

\* This is based on patients treated on this contract for their most recent course of treatment. Figures in italics indicate the base number of FP17s or Patient Questionnaire responses are less than 100. N/A is shown where the base number of responses is less than 10 during the period. % is calculated as Quantity/Base number\*100

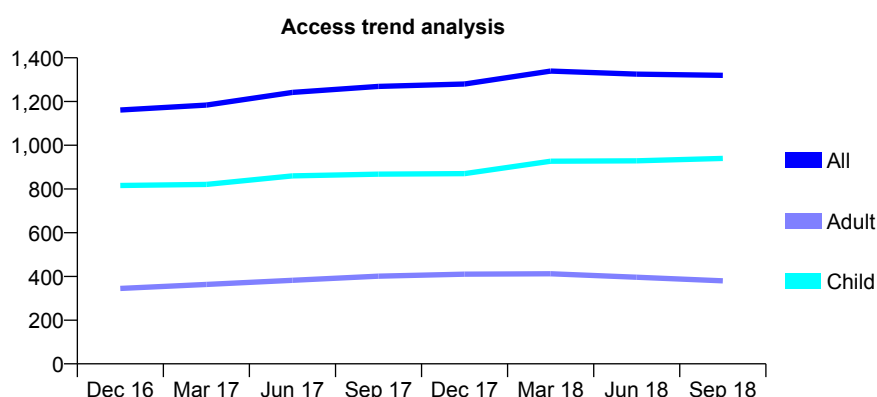
# Q67 - Vital Signs At a Glance Contract Report for 999873/0001 - September 2018

Name or company name	MS B Goldin
Contract type name	GDS Contract
Purpose of contract	General and Orthodontic
Contract start date	31/12/2015
Contract end date	

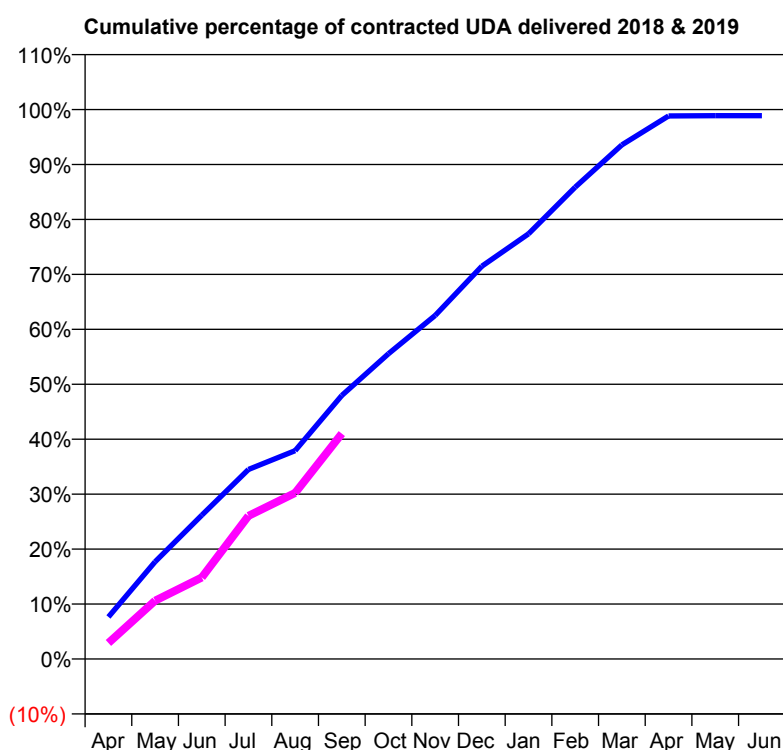
18/19 Contracted general activity (UDA)	2,796
Carry forward general activity (UDA)	31
18/19 Contracted orthodontic activity (UOA)	0
Carry forward orthodontic activity (UOA)	0
Baseline contract value	£63,285.94

## ACCESS\*

Patients seen in 24 months	Total	Change since previous quarter
Quarter ending September 2017	1,269	
Quarter ending December 2017	1,280	→
Quarter ending March 2018	1,339	↑
Quarter ending June 2018	1,325	↓
Quarter ending September 2018	1,320	→
<b>Variance since September 2017</b>	<b>4.0%</b>	<b>↑</b>



## ACTIVITY



Adjusted Scheduled Activity (UDA)		
Month	2018	2019
April	214	82
May	494	297
June	730	415
July	963	729
August	1,059	845
September	1,339	1,147
October	1,551	
November	1,746	
December	1,995	
January	2,161	
February	2,397	
March	2,612	
April	2,759	
May	2,760	
June	2,760	

## QUALITY

	Quantity	Base Number	Contract	AT	Region	England
% of FP17s for the same patient ID Re-attending within 3 months - Children	27	711	3.8%	11.0%	11.1%	11.6%
% of FP17s for the same patient ID Re-attending within 3 months - Adults	30	234	12.8%	16.1%	15.3%	15.5%
% of FP17s for the same patient ID Re-attending between 3 & 9 months - Children	414	711	58.2%	55.6%	61.1%	58.8%
% of FP17s for the same patient ID Re-attending between 3 & 9 months - Adults	151	234	64.5%	48.8%	52.3%	51.1%
% of FP17s for Band 1 Urgent Courses	35	846	4.1%	10.0%	9.5%	9.0%
% of FP17s Relating to Free Repair or Replacements	0	846	0.0%	0.6%	0.7%	0.8%
% of FP17s Relating to Continuations	12	846	1.4%	0.7%	0.8%	0.9%
% of Patients satisfied with the dentistry they have received	1	1	N/A	93.6%	93.6%	93.3%
% of Patients satisfied with the time they had to wait for an appointment	1	1	N/A	88.9%	88.8%	88.9%

\* This is based on patients treated on this contract for their most recent course of treatment. Figures in italics indicate the base number of FP17s or Patient Questionnaire responses are less than 100. N/A is shown where the base number of responses is less than 10 during the period. % is calculated as Quantity/Base number\*100

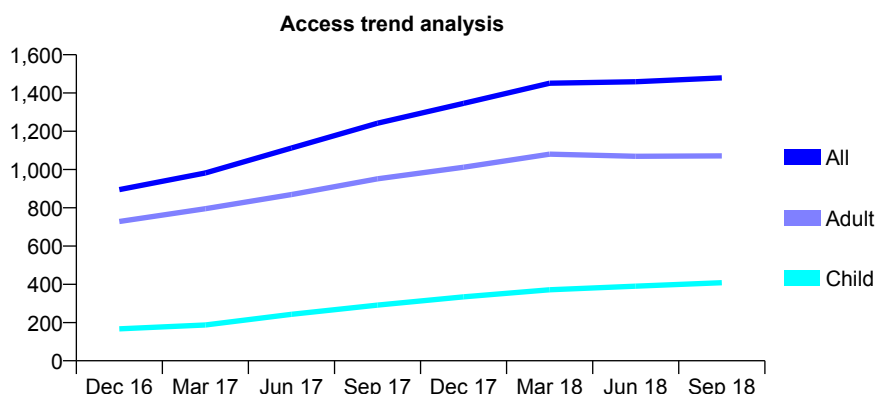
## Q68 - Vital Signs At a Glance Contract Report for 100012/0000 - September 2018

Name or company name	Ruta Lagunaite
Contract type name	GDS Contract
Purpose of contract	General
Contract start date	01/03/2016
Contract end date	

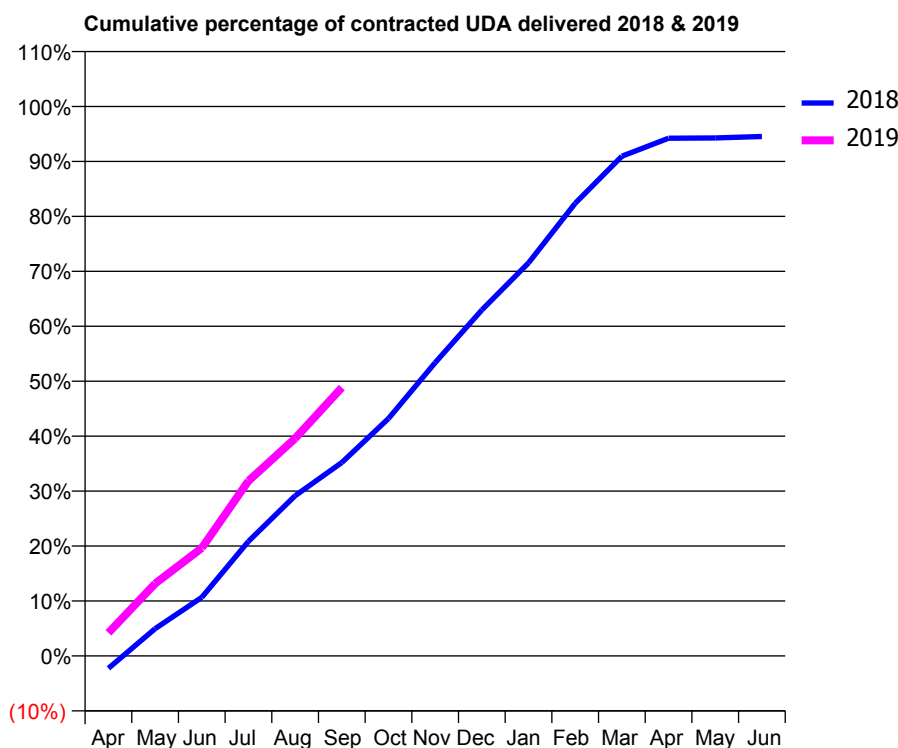
18/19 Contracted general activity (UDA)	5,009
Carry forward general activity (UDA)	0
18/19 Contracted orthodontic activity (UOA)	0
Carry forward orthodontic activity (UOA)	0
Baseline contract value	£133,528.26

### ACCESS\*

Patients seen in 24 months	Total	Change since previous quarter
Quarter ending September 2017	1,242	
Quarter ending December 2017	1,346	↑
Quarter ending March 2018	1,451	↑
Quarter ending June 2018	1,459	→
Quarter ending September 2018	1,479	→
<b>Variance since September 2017</b>	<b>19.1%</b>	<b>↑</b>



### ACTIVITY



Adjusted Scheduled Activity (UDA)		
Month	2018	2019
April	-114	211
May	249	659
June	534	984
July	1,045	1,595
August	1,461	1,983
September	1,763	2,446
October	2,165	
November	2,673	
December	3,154	
January	3,582	
February	4,126	
March	4,555	
April	4,719	
May	4,722	
June	4,735	

### QUALITY

	Quantity	Base Number	Contract	AT	Region	England
% of FP17s for the same patient ID Re-attending within 3 months - Children	33	311	10.6%	9.3%	11.1%	11.6%
% of FP17s for the same patient ID Re-attending within 3 months - Adults	151	767	19.7%	14.9%	15.3%	15.5%
% of FP17s for the same patient ID Re-attending between 3 & 9 months - Children	182	311	58.5%	59.8%	61.1%	58.8%
% of FP17s for the same patient ID Re-attending between 3 & 9 months - Adults	428	767	55.8%	51.6%	52.3%	51.1%
% of FP17s for Band 1 Urgent Courses	73	1,013	7.2%	9.4%	9.5%	9.0%
% of FP17s Relating to Free Repair or Replacements	9	1,013	0.9%	0.5%	0.7%	0.8%
% of FP17s Relating to Continuations	0	1,013	0.0%	0.8%	0.8%	0.9%
% of Patients satisfied with the dentistry they have received	3	3	N/A	92.5%	93.6%	93.3%
% of Patients satisfied with the time they had to wait for an appointment	3	3	N/A	89.8%	88.8%	88.9%

\* This is based on patients treated on this contract for their most recent course of treatment. Figures in italics indicate the base number of FP17s or Patient Questionnaire responses are less than 100. N/A is shown where the base number of responses is less than 10 during the period. % is calculated as Quantity/Base number\*100



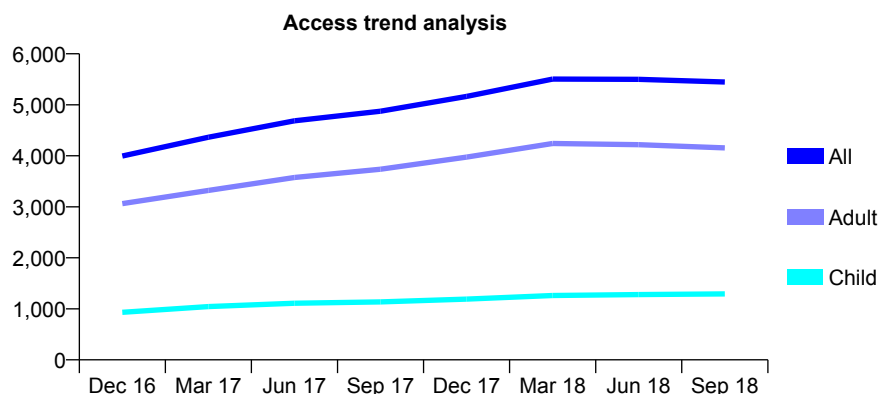
## Q68 - Vital Signs At a Glance Contract Report for 100057/0000 - September 2018

Name or company name	Battle Road Dental Practice
Contract type name	GDS Contract
Purpose of contract	General
Contract start date	01/04/2016
Contract end date	

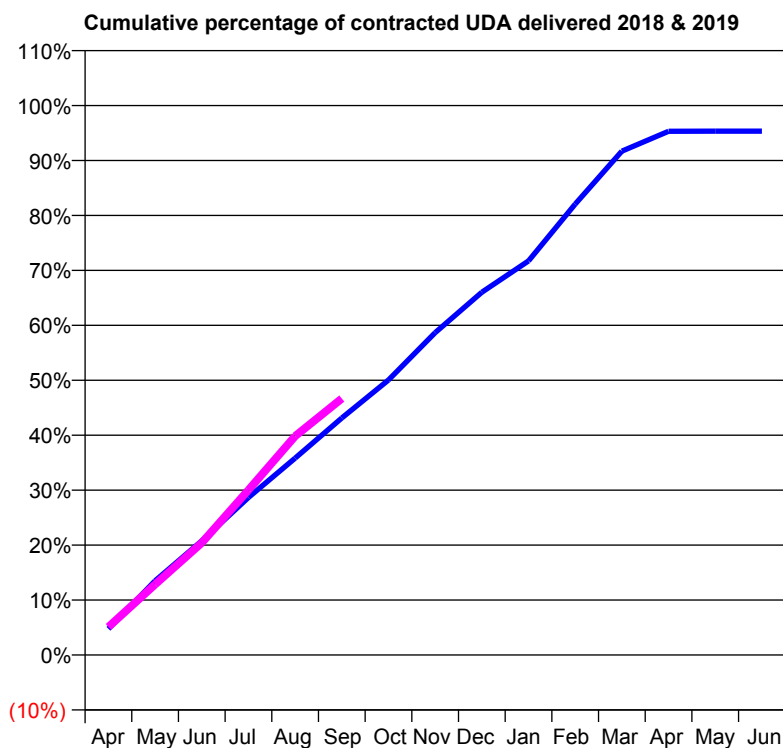
18/19 Contracted general activity (UDA)	16,312
Carry forward general activity (UDA)	0
18/19 Contracted orthodontic activity (UOA)	0
Carry forward orthodontic activity (UOA)	0
Baseline contract value	£454,365.56

### ACCESS\*

Patients seen in 24 months	Total	Change since previous quarter
Quarter ending September 2017	4,875	
Quarter ending December 2017	5,166	↑
Quarter ending March 2018	5,504	↑
Quarter ending June 2018	5,500	→
Quarter ending September 2018	5,448	→
<b>Variance since September 2017</b>	<b>11.8%</b>	<b>↑</b>



### ACTIVITY



Adjusted Scheduled Activity (UDA)		
Month	2018	2019
April	777	835
May	2,201	2,096
June	3,392	3,332
July	4,677	4,897
August	5,845	6,497
September	7,038	7,616
October	8,164	
November	9,569	
December	10,771	
January	11,700	
February	13,385	
March	14,956	
April	15,548	
May	15,553	
June	15,553	

### QUALITY

	Quantity	Base Number	Contract	AT	Region	England
% of FP17s for the same patient ID Re-attending within 3 months - Children	143	1,049	13.6%	9.3%	11.1%	11.6%
% of FP17s for the same patient ID Re-attending within 3 months - Adults	591	3,136	18.8%	14.9%	15.3%	15.5%
% of FP17s for the same patient ID Re-attending between 3 & 9 months - Children	586	1,049	55.9%	59.8%	61.1%	58.8%
% of FP17s for the same patient ID Re-attending between 3 & 9 months - Adults	1,610	3,136	51.3%	51.6%	52.3%	51.1%
% of FP17s for Band 1 Urgent Courses	659	3,904	16.9%	9.4%	9.5%	9.0%
% of FP17s Relating to Free Repair or Replacements	96	3,904	2.5%	0.5%	0.7%	0.8%
% of FP17s Relating to Continuations	49	3,904	1.3%	0.8%	0.8%	0.9%
% of Patients satisfied with the dentistry they have received	2	2	N/A	92.5%	93.6%	93.3%
% of Patients satisfied with the time they had to wait for an appointment	2	2	N/A	89.8%	88.8%	88.9%

\* This is based on patients treated on this contract for their most recent course of treatment. Figures in italics indicate the base number of FP17s or Patient Questionnaire responses are less than 100. N/A is shown where the base number of responses is less than 10 during the period. % is calculated as Quantity/Base number\*100

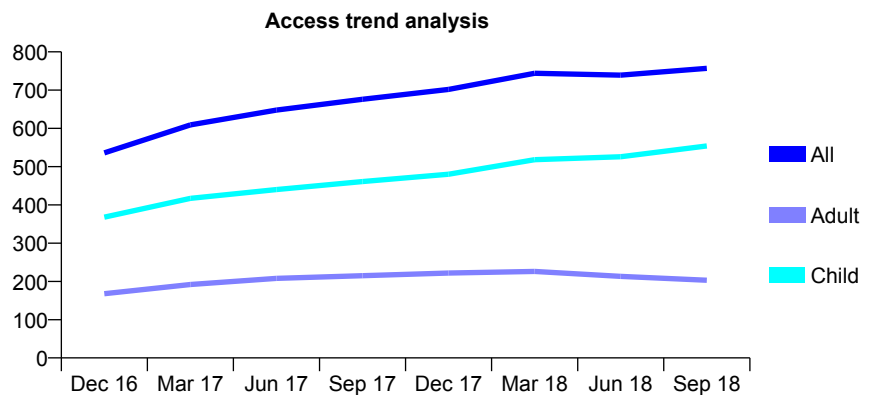
## Q68 - Vital Signs At a Glance Contract Report for 100061/0000 - September 2018

Name or company name	MISS AR PATEL
Contract type name	GDS Contract
Purpose of contract	General
Contract start date	01/04/2016
Contract end date	

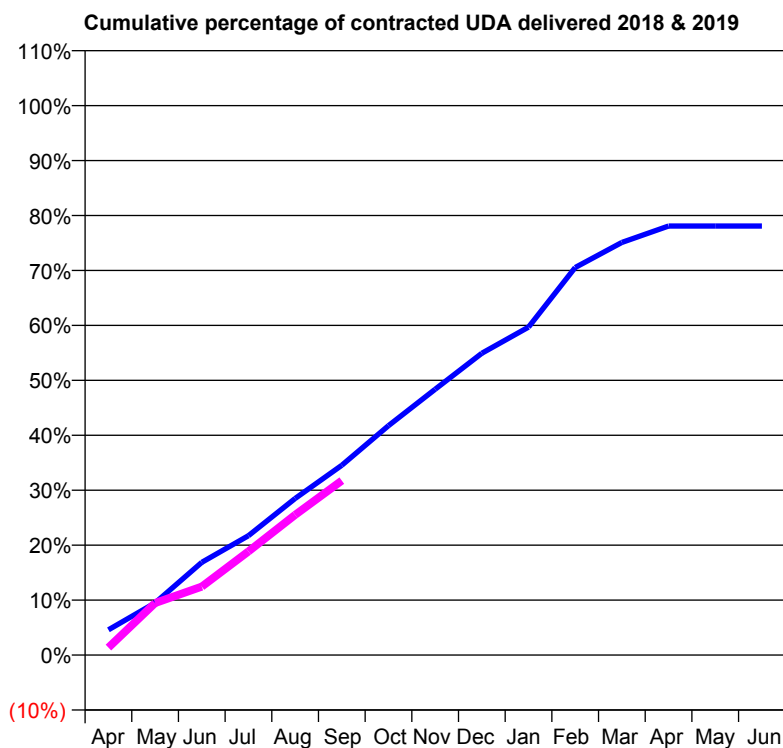
18/19 Contracted general activity (UDA)	2,109
Carry forward general activity (UDA)	0
18/19 Contracted orthodontic activity (UOA)	0
Carry forward orthodontic activity (UOA)	0
Baseline contract value	£55,774.13

### ACCESS\*

Patients seen in 24 months	Total	Change since previous quarter
Quarter ending September 2017	676	
Quarter ending December 2017	702	↑
Quarter ending March 2018	744	↑
Quarter ending June 2018	739	→
Quarter ending September 2018	757	↑
<b>Variance since September 2017</b>	<b>12.0%</b>	<b>↑</b>



### ACTIVITY



Adjusted Scheduled Activity (UDA)		
Month	2018	2019
April	97	29
May	201	200
June	356	263
July	458	398
August	601	538
September	728	670
October	880	
November	1,020	
December	1,158	
January	1,259	
February	1,488	
March	1,584	
April	1,647	
May	1,647	
June	1,647	

### QUALITY

	Quantity	Base Number	Contract	AT	Region	England
% of FP17s for the same patient ID Re-attending within 3 months - Children	57	499	11.4%	9.3%	11.1%	11.6%
% of FP17s for the same patient ID Re-attending within 3 months - Adults	2	33	6.1%	14.9%	15.3%	15.5%
% of FP17s for the same patient ID Re-attending between 3 & 9 months - Children	311	499	62.3%	59.8%	61.1%	58.8%
% of FP17s for the same patient ID Re-attending between 3 & 9 months - Adults	19	33	57.6%	51.6%	52.3%	51.1%
% of FP17s for Band 1 Urgent Courses	14	488	2.9%	9.4%	9.5%	9.0%
% of FP17s Relating to Free Repair or Replacements	0	488	0.0%	0.5%	0.7%	0.8%
% of FP17s Relating to Continuations	3	488	0.6%	0.8%	0.8%	0.9%
% of Patients satisfied with the dentistry they have received	0	0	N/A	92.5%	93.6%	93.3%
% of Patients satisfied with the time they had to wait for an appointment	0	0	N/A	89.8%	88.8%	88.9%

\* This is based on patients treated on this contract for their most recent course of treatment. Figures in italics indicate the base number of FP17s or Patient Questionnaire responses are less than 100. N/A is shown where the base number of responses is less than 10 during the period. % is calculated as Quantity/Base number\*100

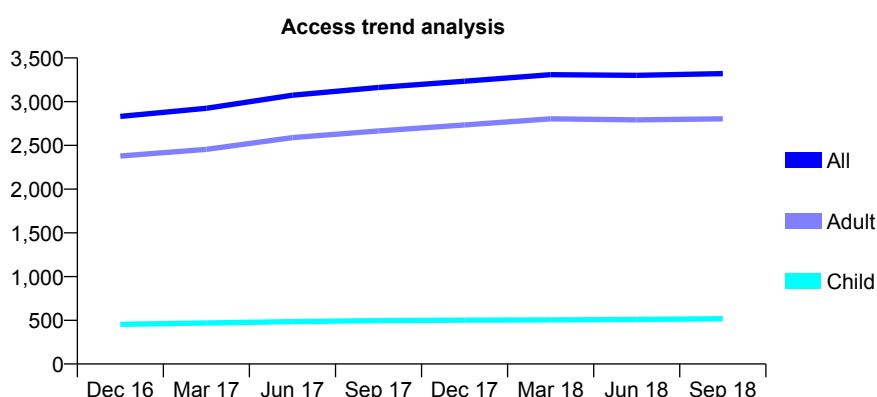
# Q68 - Vital Signs At a Glance Contract Report for 100136/0000 - September 2018

Name or company name	MR JS KAILA
Contract type name	GDS Contract
Purpose of contract	General
Contract start date	01/04/2016
Contract end date	

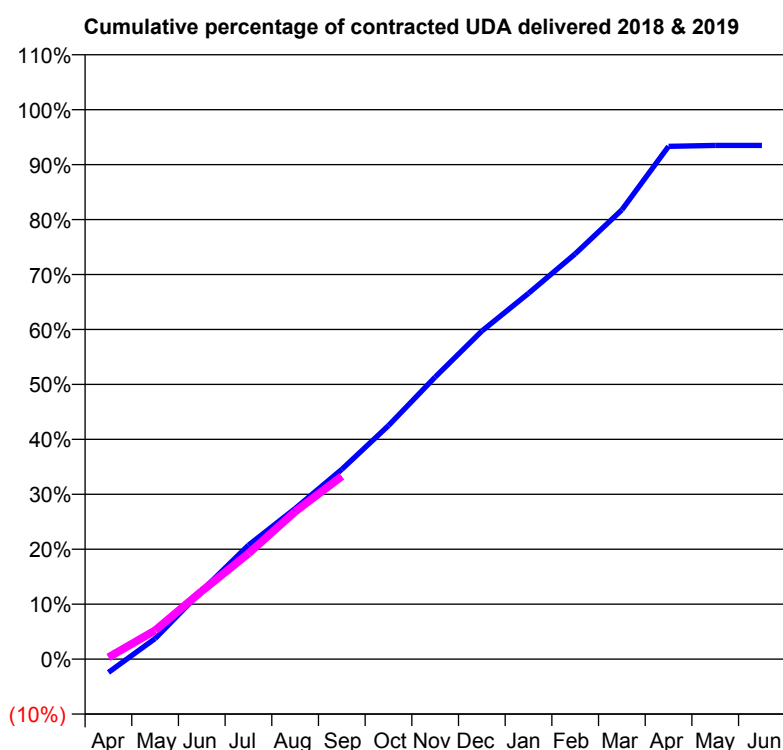
18/19 Contracted general activity (UDA)	11,191
Carry forward general activity (UDA)	0
18/19 Contracted orthodontic activity (UOA)	0
Carry forward orthodontic activity (UOA)	0
Baseline contract value	£289,581.88

## ACCESS\*

Patients seen in 24 months	Total	Change since previous quarter
Quarter ending September 2017	3,162	
Quarter ending December 2017	3,234	↑
Quarter ending March 2018	3,308	↑
Quarter ending June 2018	3,301	→
Quarter ending September 2018	3,321	→
<b>Variance since September 2017</b>	<b>5.0%</b>	<b>↑</b>



## ACTIVITY



Adjusted Scheduled Activity (UDA)		
Month	2018	2019
April	-273	36
May	418	586
June	1,392	1,387
July	2,322	2,153
August	3,066	3,006
September	3,865	3,725
October	4,757	
November	5,744	
December	6,681	
January	7,451	
February	8,253	
March	9,151	
April	10,444	
May	10,463	
June	10,463	

## QUALITY

	Quantity	Base Number	Contract	AT	Region	England
% of FP17s for the same patient ID Re-attending within 3 months - Children	19	454	4.2%	9.3%	11.1%	11.6%
% of FP17s for the same patient ID Re-attending within 3 months - Adults	434	2,488	17.4%	14.9%	15.3%	15.5%
% of FP17s for the same patient ID Re-attending between 3 & 9 months - Children	308	454	67.8%	59.8%	61.1%	58.8%
% of FP17s for the same patient ID Re-attending between 3 & 9 months - Adults	1,647	2,488	66.2%	51.6%	52.3%	51.1%
% of FP17s for Band 1 Urgent Courses	159	1,902	8.4%	9.4%	9.5%	9.0%
% of FP17s Relating to Free Repair or Replacements	0	1,902	0.0%	0.5%	0.7%	0.8%
% of FP17s Relating to Continuations	39	1,902	2.1%	0.8%	0.8%	0.9%
% of Patients satisfied with the dentistry they have received	10	10	100.0%	92.5%	93.6%	93.3%
% of Patients satisfied with the time they had to wait for an appointment	10	10	100.0%	89.8%	88.8%	88.9%

\* This is based on patients treated on this contract for their most recent course of treatment. Figures in italics indicate the base number of FP17s or Patient Questionnaire responses are less than 100. N/A is shown where the base number of responses is less than 10 during the period. % is calculated as Quantity/Base number\*100

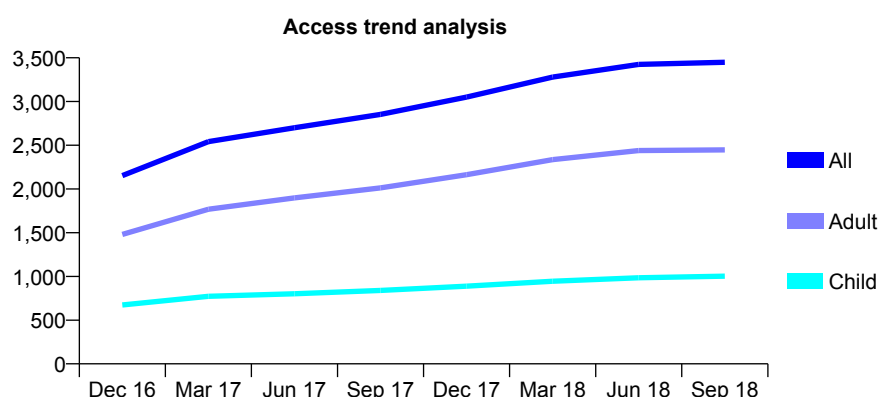
# Q68 - Vital Signs At a Glance Contract Report for 100167/0000 - September 2018

Name or company name	ABC Dental Surgery Ltd
Contract type name	GDS Contract
Purpose of contract	General
Contract start date	01/06/2016
Contract end date	

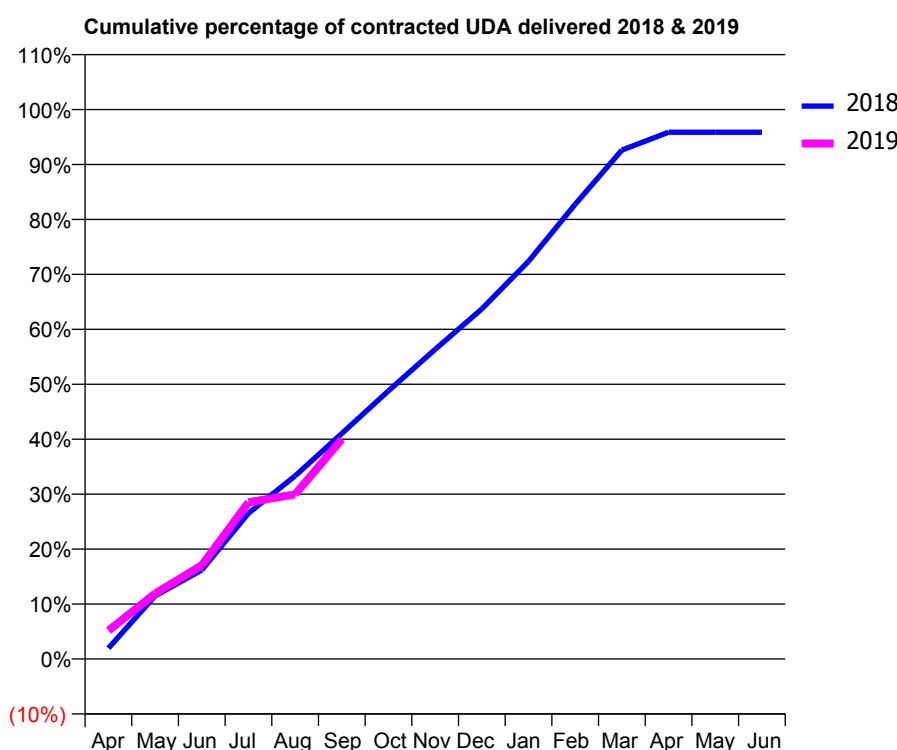
18/19 Contracted general activity (UDA)	13,371
Carry forward general activity (UDA)	0
18/19 Contracted orthodontic activity (UOA)	0
Carry forward orthodontic activity (UOA)	0
Baseline contract value	£340,449.99

## ACCESS\*

Patients seen in 24 months	Total	Change since previous quarter
Quarter ending September 2017	2,852	
Quarter ending December 2017	3,051	↑
Quarter ending March 2018	3,280	↑
Quarter ending June 2018	3,424	↑
Quarter ending September 2018	3,449	→
<b>Variance since September 2017</b>	<b>20.9%</b>	<b>↑</b>



## ACTIVITY



Adjusted Scheduled Activity (UDA)		
Month	2018	2019
April	268	694
May	1,566	1,596
June	2,208	2,284
July	3,616	3,815
August	4,542	4,010
September	5,593	5,352
October	6,652	
November	7,681	
December	8,681	
January	9,864	
February	11,277	
March	12,619	
April	13,064	
May	13,064	
June	13,064	

## QUALITY

	Quantity	Base Number	Contract	AT	Region	England
% of FP17s for the same patient ID Re-attending within 3 months - Children	45	691	6.5%	9.3%	11.1%	11.6%
% of FP17s for the same patient ID Re-attending within 3 months - Adults	245	1,561	15.7%	14.9%	15.3%	15.5%
% of FP17s for the same patient ID Re-attending between 3 & 9 months - Children	438	691	63.4%	59.8%	61.1%	58.8%
% of FP17s for the same patient ID Re-attending between 3 & 9 months - Adults	866	1,561	55.5%	51.6%	52.3%	51.1%
% of FP17s for Band 1 Urgent Courses	176	2,080	8.5%	9.4%	9.5%	9.0%
% of FP17s Relating to Free Repair or Replacements	9	2,080	0.4%	0.5%	0.7%	0.8%
% of FP17s Relating to Continuations	10	2,080	0.5%	0.8%	0.8%	0.9%
% of Patients satisfied with the dentistry they have received	0	1	N/A	92.5%	93.6%	93.3%
% of Patients satisfied with the time they had to wait for an appointment	1	1	N/A	89.8%	88.8%	88.9%

\* This is based on patients treated on this contract for their most recent course of treatment. Figures in italics indicate the base number of FP17s or Patient Questionnaire responses are less than 100. N/A is shown where the base number of responses is less than 10 during the period. % is calculated as Quantity/Base number\*100

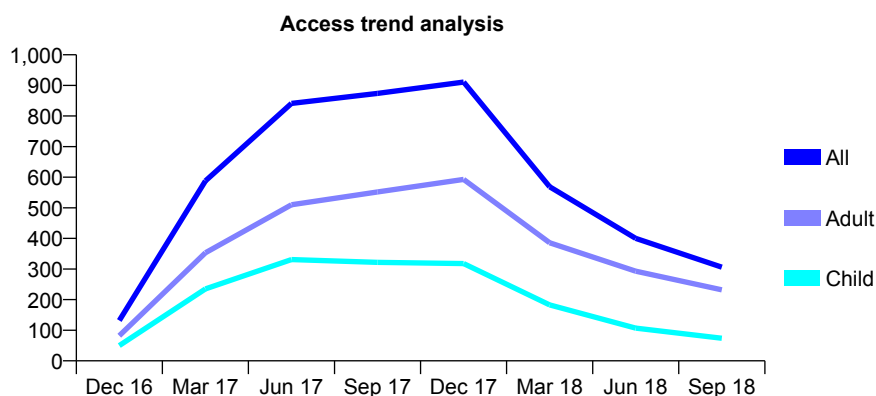
## Q68 - Vital Signs At a Glance Contract Report for 100192/0000 - September 2018

Name or company name	Apex Dental Care Ltd
Contract type name	GDS Contract
Purpose of contract	General
Contract start date	01/04/2016
Contract end date	

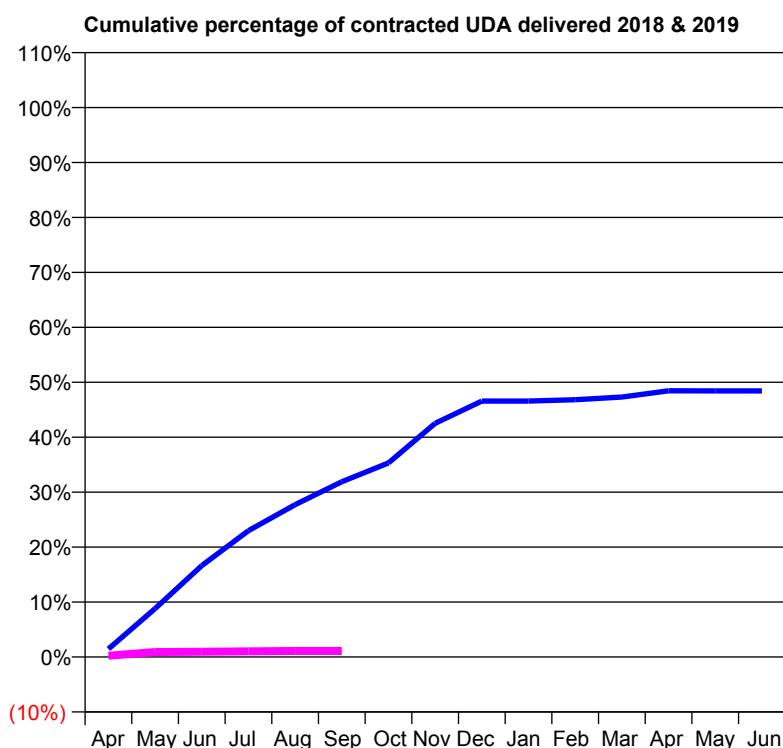
18/19 Contracted general activity (UDA)	5,000
Carry forward general activity (UDA)	0
18/19 Contracted orthodontic activity (UOA)	0
Carry forward orthodontic activity (UOA)	0
Baseline contract value	£137,486.95

### ACCESS\*

Patients seen in 24 months	Total	Change since previous quarter
Quarter ending September 2017	874	
Quarter ending December 2017	911	↑
Quarter ending March 2018	569	↓
Quarter ending June 2018	400	↓
Quarter ending September 2018	306	↓
<b>Variance since September 2017</b>	<b>(65.0%)</b>	<b>↓</b>



### ACTIVITY



Adjusted Scheduled Activity (UDA)		
Month	2018	2019
April	73	11
May	441	45
June	832	48
July	1,150	52
August	1,387	55
September	1,595	55
October	1,766	
November	2,126	
December	2,329	
January	2,329	
February	2,341	
March	2,366	
April	2,423	
May	2,421	
June	2,421	

### QUALITY

	Quantity	Base Number	Contract	AT	Region	England
% of FP17s for the same patient ID Re-attending within 3 months - Children	0	3	0.0%	9.3%	11.1%	11.6%
% of FP17s for the same patient ID Re-attending within 3 months - Adults	4	27	14.8%	14.9%	15.3%	15.5%
% of FP17s for the same patient ID Re-attending between 3 & 9 months - Children	0	3	0.0%	59.8%	61.1%	58.8%
% of FP17s for the same patient ID Re-attending between 3 & 9 months - Adults	5	27	18.5%	51.6%	52.3%	51.1%
% of FP17s for Band 1 Urgent Courses	0	18	0.0%	9.4%	9.5%	9.0%
% of FP17s Relating to Free Repair or Replacements	0	18	0.0%	0.5%	0.7%	0.8%
% of FP17s Relating to Continuations	0	18	0.0%	0.8%	0.8%	0.9%
% of Patients satisfied with the dentistry they have received	0	0	N/A	92.5%	93.6%	93.3%
% of Patients satisfied with the time they had to wait for an appointment	0	0	N/A	89.8%	88.8%	88.9%

\* This is based on patients treated on this contract for their most recent course of treatment. Figures in italics indicate the base number of FP17s or Patient Questionnaire responses are less than 100. N/A is shown where the base number of responses is less than 10 during the period. % is calculated as Quantity/Base number\*100

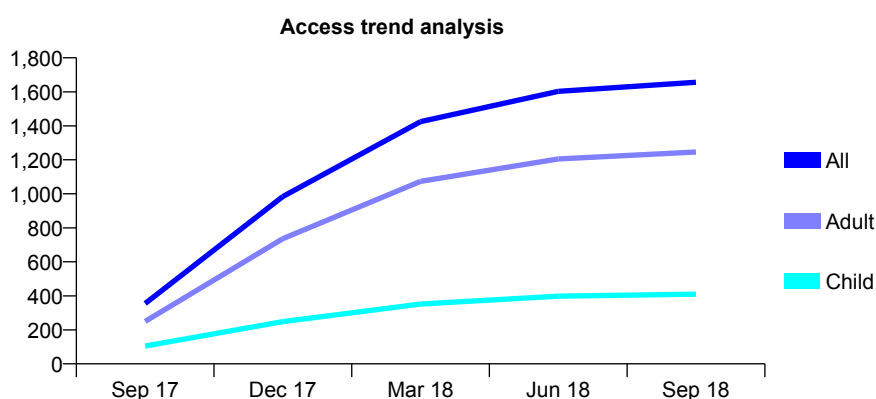
# Q68 - Vital Signs At a Glance Contract Report for 100476/0000 - September 2018

Name or company name	Jayne Withinshaw Limited
Contract type name	GDS Contract
Purpose of contract	General
Contract start date	01/08/2017
Contract end date	

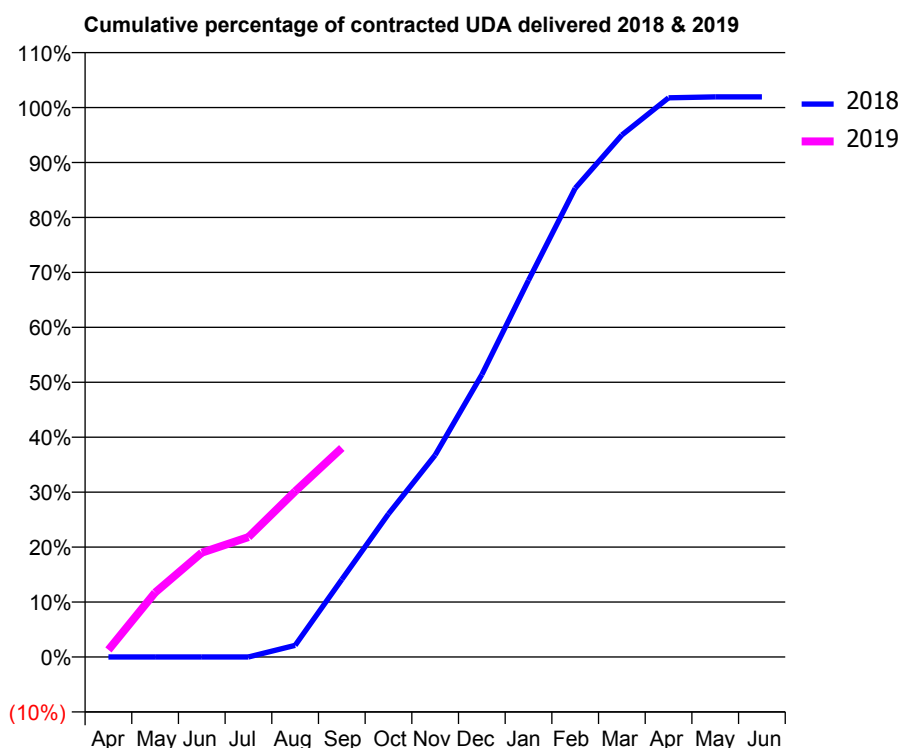
18/19 Contracted general activity (UDA)	4,950
Carry forward general activity (UDA)	0
18/19 Contracted orthodontic activity (UOA)	0
Carry forward orthodontic activity (UOA)	0
Baseline contract value	£120,518.42

## ACCESS\*

Patients seen in 24 months	Total	Change since previous quarter
Quarter ending September 2017	355	
Quarter ending December 2017	984	↑
Quarter ending March 2018	1,425	↑
Quarter ending June 2018	1,603	↑
Quarter ending September 2018	1,656	↑
<b>Variance since September 2017</b>	<b>366.5%</b>	<b>↑</b>



## ACTIVITY



Adjusted Scheduled Activity (UDA)		
Month	2018	2019
April	0	64
May	0	581
June	0	939
July	0	1,080
August	69	1,492
September	459	1,883
October	847	
November	1,195	
December	1,671	
January	2,230	
February	2,774	
March	3,089	
April	3,309	
May	3,315	
June	3,315	

## QUALITY

	Quantity	Base Number	Contract	AT	Region	England
% of FP17s for the same patient ID Re-attending within 3 months - Children	22	279	7.9%	9.3%	11.1%	11.6%
% of FP17s for the same patient ID Re-attending within 3 months - Adults	101	867	11.6%	14.9%	15.3%	15.5%
% of FP17s for the same patient ID Re-attending between 3 & 9 months - Children	138	279	49.5%	59.8%	61.1%	58.8%
% of FP17s for the same patient ID Re-attending between 3 & 9 months - Adults	485	867	55.9%	51.6%	52.3%	51.1%
% of FP17s for Band 1 Urgent Courses	14	1,009	1.4%	9.4%	9.5%	9.0%
% of FP17s Relating to Free Repair or Replacements	4	1,009	0.4%	0.5%	0.7%	0.8%
% of FP17s Relating to Continuations	21	1,009	2.1%	0.8%	0.8%	0.9%
% of Patients satisfied with the dentistry they have received	1	2	N/A	92.5%	93.6%	93.3%
% of Patients satisfied with the time they had to wait for an appointment	2	2	N/A	89.8%	88.8%	88.9%

\* This is based on patients treated on this contract for their most recent course of treatment. Figures in italics indicate the base number of FP17s or Patient Questionnaire responses are less than 100. N/A is shown where the base number of responses is less than 10 during the period. % is calculated as Quantity/Base number\*100

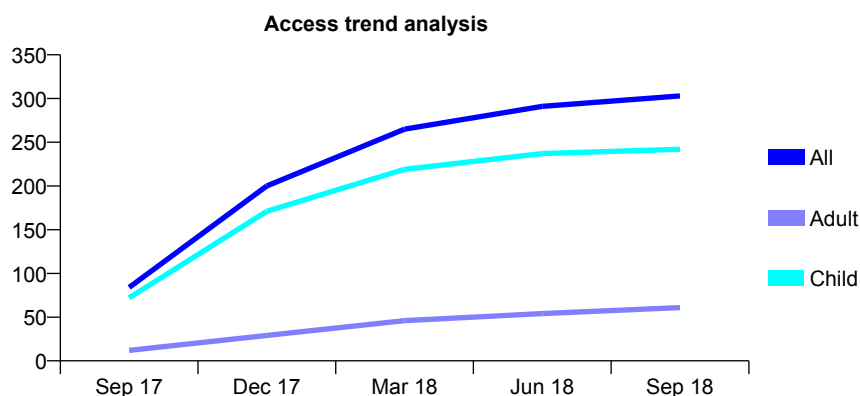
## Q68 - Vital Signs At a Glance Contract Report for 100477/0000 - September 2018

Name or company name	Knights Dental Surgery Limited
Contract type name	GDS Contract
Purpose of contract	General
Contract start date	01/08/2017
Contract end date	

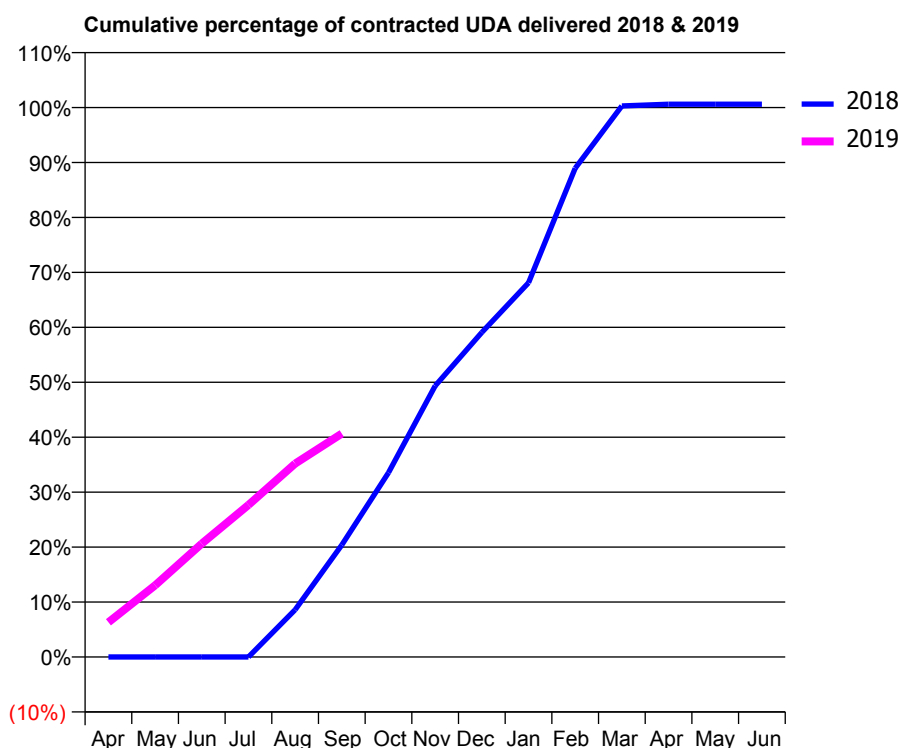
18/19 Contracted general activity (UDA)	1,140
Carry forward general activity (UDA)	0
18/19 Contracted orthodontic activity (UOA)	0
Carry forward orthodontic activity (UOA)	0
Baseline contract value	£29,620.47

### ACCESS\*

Patients seen in 24 months	Total	Change since previous quarter
Quarter ending September 2017	84	
Quarter ending December 2017	200	↑
Quarter ending March 2018	265	↑
Quarter ending June 2018	291	↑
Quarter ending September 2018	303	↑
<b>Variance since September 2017</b>	<b>260.7%</b>	<b>↑</b>



### ACTIVITY



Month	Adjusted Scheduled Activity (UDA)	
	2018	2019
April	0	72
May	0	149
June	0	235
July	0	315
August	63	401
September	151	464
October	248	
November	364	
December	436	
January	503	
February	656	
March	740	
April	742	
May	742	
June	742	

### QUALITY

	Quantity	Base Number	Contract	AT	Region	England
% of FP17s for the same patient ID Re-attending within 3 months - Children	10	195	5.1%	9.3%	11.1%	11.6%
% of FP17s for the same patient ID Re-attending within 3 months - Adults	5	33	15.2%	14.9%	15.3%	15.5%
% of FP17s for the same patient ID Re-attending between 3 & 9 months - Children	146	195	74.9%	59.8%	61.1%	58.8%
% of FP17s for the same patient ID Re-attending between 3 & 9 months - Adults	18	33	54.5%	51.6%	52.3%	51.1%
% of FP17s for Band 1 Urgent Courses	13	226	5.8%	9.4%	9.5%	9.0%
% of FP17s Relating to Free Repair or Replacements	0	226	0.0%	0.5%	0.7%	0.8%
% of FP17s Relating to Continuations	0	226	0.0%	0.8%	0.8%	0.9%
% of Patients satisfied with the dentistry they have received	0	0	N/A	92.5%	93.6%	93.3%
% of Patients satisfied with the time they had to wait for an appointment	0	0	N/A	89.8%	88.8%	88.9%

\* This is based on patients treated on this contract for their most recent course of treatment. Figures in italics indicate the base number of FP17s or Patient Questionnaire responses are less than 100. N/A is shown where the base number of responses is less than 10 during the period. % is calculated as Quantity/Base number\*100



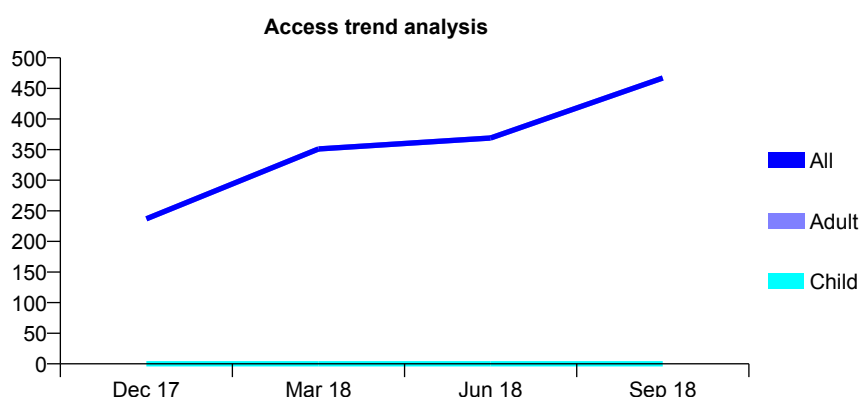
# Q68 - Vital Signs At a Glance Contract Report for 100516/0000 - September 2018

Name or company name	MR WM HOULDEN
Contract type name	GDS Contract
Purpose of contract	General
Contract start date	01/07/2017
Contract end date	

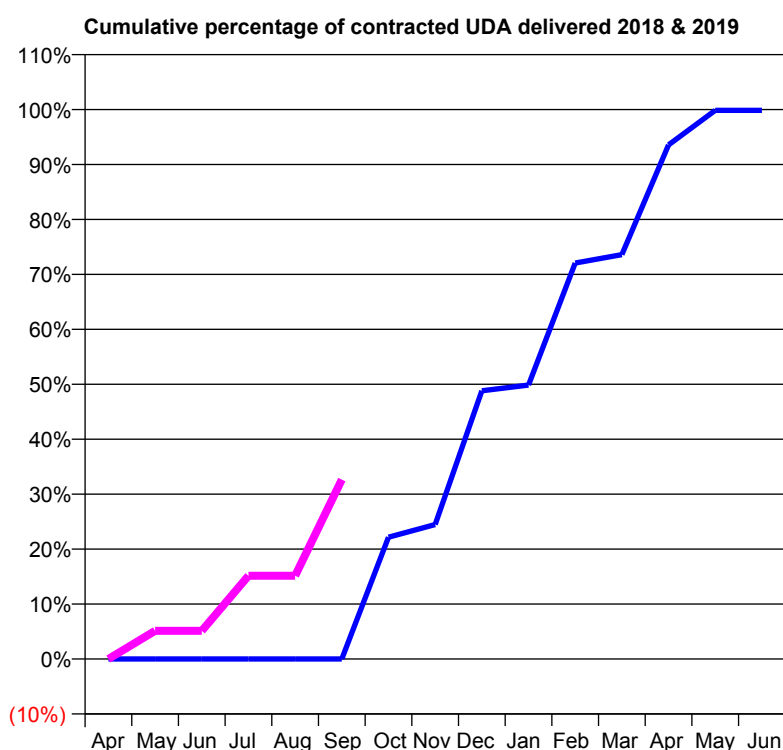
18/19 Contracted general activity (UDA)	2,800
Carry forward general activity (UDA)	0
18/19 Contracted orthodontic activity (UOA)	0
Carry forward orthodontic activity (UOA)	0
Baseline contract value	£92,290.16

## ACCESS\*

Patients seen in 24 months	Total	Change since previous quarter
Quarter ending September 2017	0	
Quarter ending December 2017	237	↑
Quarter ending March 2018	351	↑
Quarter ending June 2018	369	↑
Quarter ending September 2018	467	↑
Variance since September 2017	N/A	



## ACTIVITY



Adjusted Scheduled Activity (UDA)		
Month	2018	2019
April	0	0
May	0	143
June	0	143
July	0	424
August	0	424
September	0	914
October	456	
November	504	
December	1,005	
January	1,026	
February	1,483	
March	1,514	
April	1,925	
May	2,055	
June	2,055	

## QUALITY

	Quantity	Base Number	Contract	AT	Region	England
% of FP17s for the same patient ID Re-attending within 3 months - Children	0	0	N/A	9.3%	11.1%	11.6%
% of FP17s for the same patient ID Re-attending within 3 months - Adults	66	341	19.4%	14.9%	15.3%	15.5%
% of FP17s for the same patient ID Re-attending between 3 & 9 months - Children	0	0	N/A	59.8%	61.1%	58.8%
% of FP17s for the same patient ID Re-attending between 3 & 9 months - Adults	55	341	16.1%	51.6%	52.3%	51.1%
% of FP17s for Band 1 Urgent Courses	12	207	5.8%	9.4%	9.5%	9.0%
% of FP17s Relating to Free Repair or Replacements	0	207	0.0%	0.5%	0.7%	0.8%
% of FP17s Relating to Continuations	0	207	0.0%	0.8%	0.8%	0.9%
% of Patients satisfied with the dentistry they have received	0	0	N/A	92.5%	93.6%	93.3%
% of Patients satisfied with the time they had to wait for an appointment	0	0	N/A	89.8%	88.8%	88.9%

\* This is based on patients treated on this contract for their most recent course of treatment. Figures in italics indicate the base number of FP17s or Patient Questionnaire responses are less than 100. N/A is shown where the base number of responses is less than 10 during the period. % is calculated as Quantity/Base number\*100

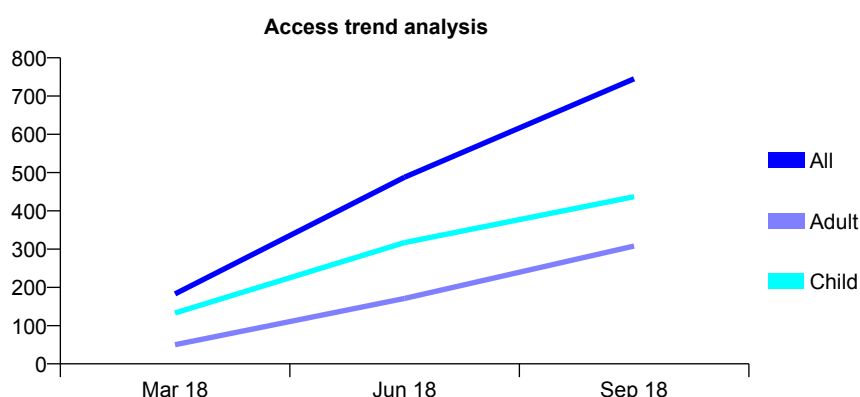
## Q68 - Vital Signs At a Glance Contract Report for 100596/0000 - September 2018

Name or company name	MISS NB MUSTAFA
Contract type name	GDS Contract
Purpose of contract	General
Contract start date	01/02/2018
Contract end date	

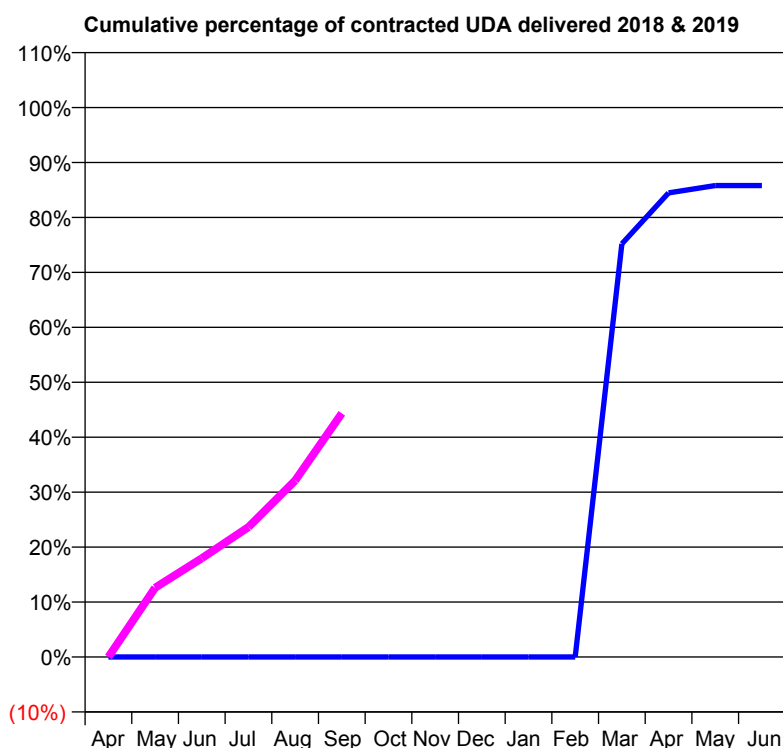
18/19 Contracted general activity (UDA)	3,174
Carry forward general activity (UDA)	0
18/19 Contracted orthodontic activity (UOA)	0
Carry forward orthodontic activity (UOA)	0
Baseline contract value	£79,857.83

### ACCESS\*

Patients seen in 24 months	Total	Change since previous quarter
Quarter ending September 2017	0	
Quarter ending December 2017	0	
Quarter ending March 2018	183	
Quarter ending June 2018	488	↑
Quarter ending September 2018	745	↑
Variance since September 2017	N/A	



### ACTIVITY



Adjusted Scheduled Activity (UDA)		
Month	2018	2019
April	0	0
May	0	400
June	0	571
July	0	751
August	0	1,019
September	0	1,408
October	0	
November	0	
December	0	
January	0	
February	0	
March	398	
April	447	
May	454	
June	454	

### QUALITY

	Quantity	Base Number	Contract	AT	Region	England
% of FP17s for the same patient ID Re-attending within 3 months - Children	20	450	4.4%	9.3%	11.1%	11.6%
% of FP17s for the same patient ID Re-attending within 3 months - Adults	37	327	11.3%	14.9%	15.3%	15.5%
% of FP17s for the same patient ID Re-attending between 3 & 9 months - Children	101	450	22.4%	59.8%	61.1%	58.8%
% of FP17s for the same patient ID Re-attending between 3 & 9 months - Adults	41	327	12.5%	51.6%	52.3%	51.1%
% of FP17s for Band 1 Urgent Courses	24	740	3.2%	9.4%	9.5%	9.0%
% of FP17s Relating to Free Repair or Replacements	0	740	0.0%	0.5%	0.7%	0.8%
% of FP17s Relating to Continuations	2	740	0.3%	0.8%	0.8%	0.9%
% of Patients satisfied with the dentistry they have received	0	0	N/A	92.5%	93.6%	93.3%
% of Patients satisfied with the time they had to wait for an appointment	0	0	N/A	89.8%	88.8%	88.9%

\* This is based on patients treated on this contract for their most recent course of treatment. Figures in italics indicate the base number of FP17s or Patient Questionnaire responses are less than 100. N/A is shown where the base number of responses is less than 10 during the period. % is calculated as Quantity/Base number\*100

## Q68 - Vital Signs At a Glance Contract Report for 100705/0000 - September 2018


Name or company name	MRS A CASTELLHEIM GHAREH
Contract type name	GDS Contract
Purpose of contract	General
Contract start date	28/05/2018
Contract end date	

18/19 Contracted general activity (UDA)	2,000
Carry forward general activity (UDA)	0
18/19 Contracted orthodontic activity (UOA)	0
Carry forward orthodontic activity (UOA)	0
Baseline contract value	£57,040.00

### ACCESS\*

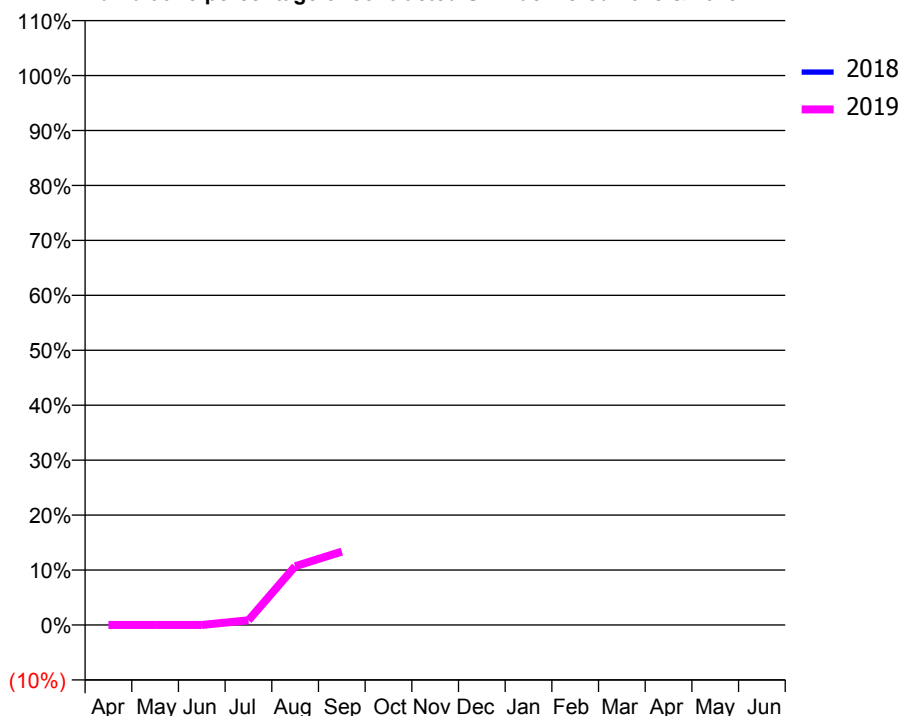
Patients seen in 24 months	Total	Change since previous quarter
Quarter ending September 2017	0	
Quarter ending December 2017	0	
Quarter ending March 2018	0	
Quarter ending June 2018	0	
Quarter ending September 2018	141	↑
Variance since September 2017	N/A	

### Access trend analysis



### ACTIVITY

#### Cumulative percentage of contracted UDA delivered 2018 & 2019



Adjusted Scheduled Activity (UDA)		
Month	2018	2019
April	0	0
May	0	0
June	0	0
July	0	17
August	0	214
September	0	267
October	0	
November	0	
December	0	
January	0	
February	0	
March	0	
April	0	
May	0	
June	0	

### QUALITY

	Quantity	Base Number	Contract	AT	Region	England
% of FP17s for the same patient ID Re-attending within 3 months - Children	2	53	3.8%	9.3%	11.1%	11.6%
% of FP17s for the same patient ID Re-attending within 3 months - Adults	1	74	1.4%	14.9%	15.3%	15.5%
% of FP17s for the same patient ID Re-attending between 3 & 9 months - Children	0	53	0.0%	59.8%	61.1%	58.8%
% of FP17s for the same patient ID Re-attending between 3 & 9 months - Adults	0	74	0.0%	51.6%	52.3%	51.1%
% of FP17s for Band 1 Urgent Courses	15	127	11.8%	9.4%	9.5%	9.0%
% of FP17s Relating to Free Repair or Replacements	0	127	0.0%	0.5%	0.7%	0.8%
% of FP17s Relating to Continuations	0	127	0.0%	0.8%	0.8%	0.9%
% of Patients satisfied with the dentistry they have received	0	0	N/A	92.5%	93.6%	93.3%
% of Patients satisfied with the time they had to wait for an appointment	0	0	N/A	89.8%	88.8%	88.9%

\* This is based on patients treated on this contract for their most recent course of treatment. Figures in italics indicate the base number of FP17s or Patient Questionnaire responses are less than 100. N/A is shown where the base number of responses is less than 10 during the period. % is calculated as Quantity/Base number\*100

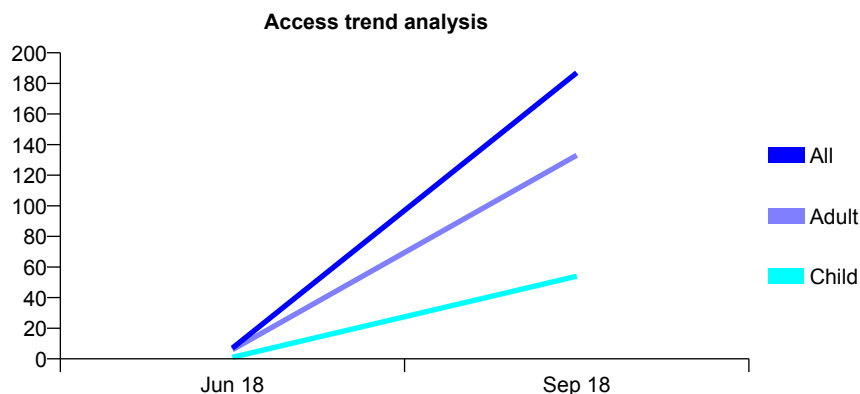
## Q68 - Vital Signs At a Glance Contract Report for 100706/0000 - September 2018

Name or company name	Priors Croft Partnership
Contract type name	GDS Contract
Purpose of contract	General
Contract start date	01/04/2018
Contract end date	31/03/2025

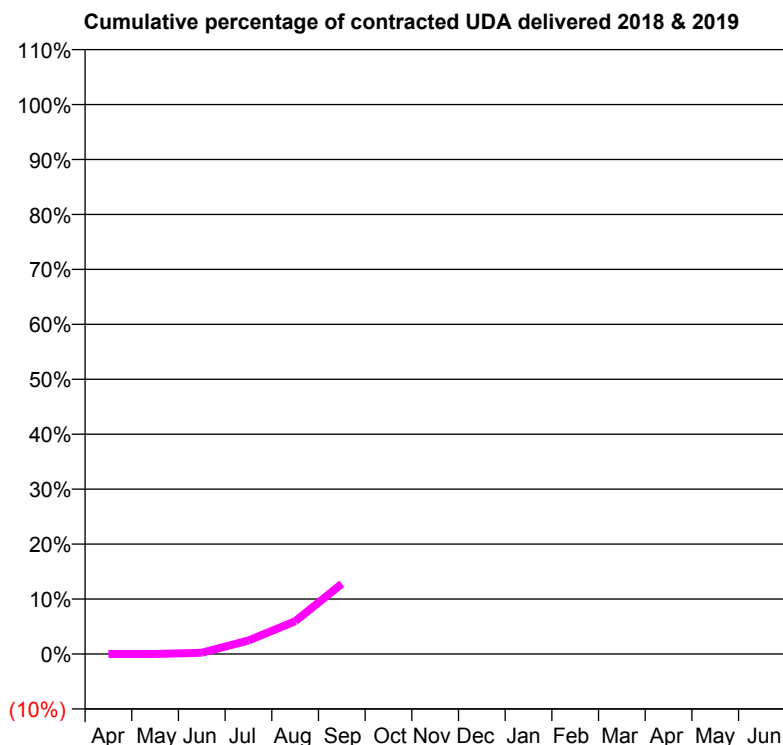
18/19 Contracted general activity (UDA)	3,000
Carry forward general activity (UDA)	0
18/19 Contracted orthodontic activity (UOA)	0
Carry forward orthodontic activity (UOA)	0
Baseline contract value	£77,640.00

### ACCESS\*

Patients seen in 24 months	Total	Change since previous quarter
Quarter ending September 2017	0	
Quarter ending December 2017	0	
Quarter ending March 2018	0	
Quarter ending June 2018	7	↑
Quarter ending September 2018	187	↑
Variance since September 2017	N/A	



### ACTIVITY



Adjusted Scheduled Activity (UDA)		
Month	2018	2019
April	0	0
May	0	0
June	0	7
July	0	74
August	0	179
September	0	383
October	0	
November	0	
December	0	
January	0	
February	0	
March	0	
April	0	
May	0	
June	0	

### QUALITY

	Quantity	Base Number	Contract	AT	Region	England
% of FP17s for the same patient ID Re-attending within 3 months - Children	0	46	0.0%	9.3%	11.1%	11.6%
% of FP17s for the same patient ID Re-attending within 3 months - Adults	6	137	4.4%	14.9%	15.3%	15.5%
% of FP17s for the same patient ID Re-attending between 3 & 9 months - Children	0	46	0.0%	59.8%	61.1%	58.8%
% of FP17s for the same patient ID Re-attending between 3 & 9 months - Adults	0	137	0.0%	51.6%	52.3%	51.1%
% of FP17s for Band 1 Urgent Courses	21	183	11.5%	9.4%	9.5%	9.0%
% of FP17s Relating to Free Repair or Replacements	0	183	0.0%	0.5%	0.7%	0.8%
% of FP17s Relating to Continuations	0	183	0.0%	0.8%	0.8%	0.9%
% of Patients satisfied with the dentistry they have received	0	0	N/A	92.5%	93.6%	93.3%
% of Patients satisfied with the time they had to wait for an appointment	0	0	N/A	89.8%	88.8%	88.9%

\* This is based on patients treated on this contract for their most recent course of treatment. Figures in italics indicate the base number of FP17s or Patient Questionnaire responses are less than 100. N/A is shown where the base number of responses is less than 10 during the period. % is calculated as Quantity/Base number\*100

## Q68 - Vital Signs At a Glance Contract Report for 100864/0000 - September 2018


Name or company name	Mr A Vaidya and Mrs S Vaidya
Contract type name	GDS Contract
Purpose of contract	General
Contract start date	01/09/2018
Contract end date	

18/19 Contracted general activity (UDA)	1,750
Carry forward general activity (UDA)	0
18/19 Contracted orthodontic activity (UOA)	0
Carry forward orthodontic activity (UOA)	0
Baseline contract value	£47,234.52

### ACCESS\*

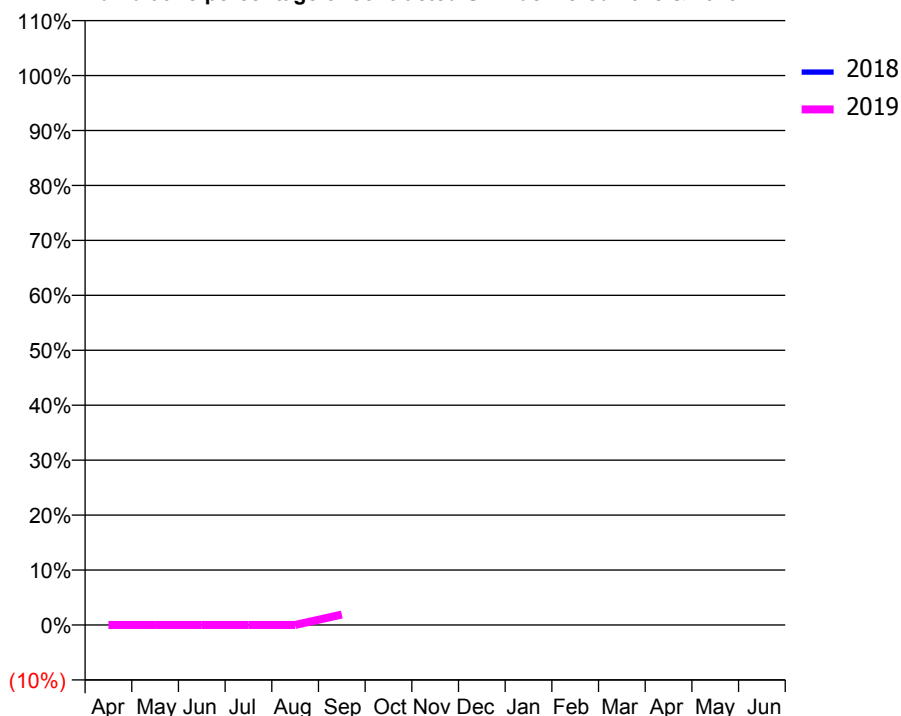
Patients seen in 24 months	Total	Change since previous quarter
Quarter ending September 2017	0	
Quarter ending December 2017	0	
Quarter ending March 2018	0	
Quarter ending June 2018	0	
Quarter ending September 2018	83	↑
Variance since September 2017	N/A	

### Access trend analysis



### ACTIVITY

#### Cumulative percentage of contracted UDA delivered 2018 & 2019



Adjusted Scheduled Activity (UDA)		
Month	2018	2019
April	0	0
May	0	0
June	0	0
July	0	0
August	0	0
September	0	33
October	0	
November	0	
December	0	
January	0	
February	0	
March	0	
April	0	
May	0	
June	0	

### QUALITY

	Quantity	Base Number	Contract	AT	Region	England
% of FP17s for the same patient ID Re-attending within 3 months - Children	0	19	0.0%	9.3%	11.1%	11.6%
% of FP17s for the same patient ID Re-attending within 3 months - Adults	0	17	0.0%	14.9%	15.3%	15.5%
% of FP17s for the same patient ID Re-attending between 3 & 9 months - Children	0	19	0.0%	59.8%	61.1%	58.8%
% of FP17s for the same patient ID Re-attending between 3 & 9 months - Adults	0	17	0.0%	51.6%	52.3%	51.1%
% of FP17s for Band 1 Urgent Courses	1	29	3.4%	9.4%	9.5%	9.0%
% of FP17s Relating to Free Repair or Replacements	0	29	0.0%	0.5%	0.7%	0.8%
% of FP17s Relating to Continuations	0	29	0.0%	0.8%	0.8%	0.9%
% of Patients satisfied with the dentistry they have received	0	0	N/A	92.5%	93.6%	93.3%
% of Patients satisfied with the time they had to wait for an appointment	0	0	N/A	89.8%	88.8%	88.9%

\* This is based on patients treated on this contract for their most recent course of treatment. Figures in italics indicate the base number of FP17s or Patient Questionnaire responses are less than 100. N/A is shown where the base number of responses is less than 10 during the period. % is calculated as Quantity/Base number\*100

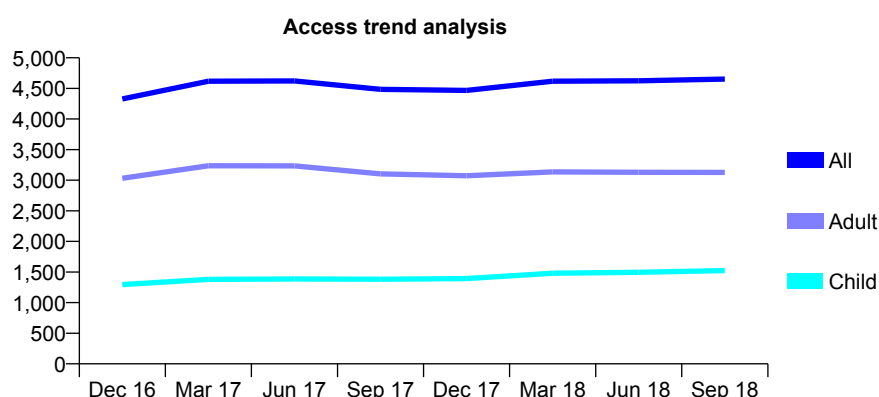
## Q68 - Vital Signs At a Glance Contract Report for 101281/0028 - September 2018

Name or company name	OASIS DENTAL CARE LTD
Contract type name	GDS Contract
Purpose of contract	General
Contract start date	01/04/2006
Contract end date	

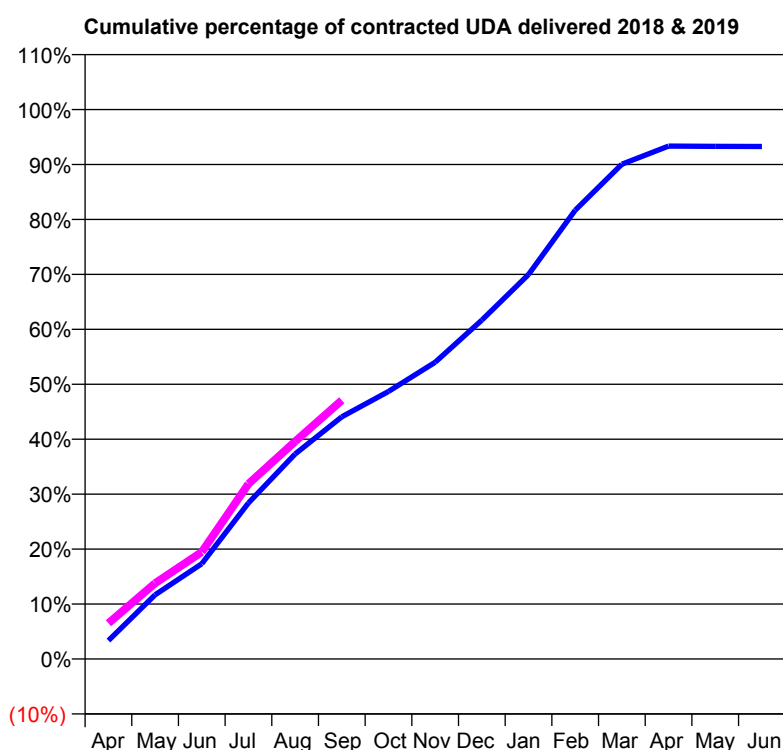
18/19 Contracted general activity (UDA)	11,520
Carry forward general activity (UDA)	0
18/19 Contracted orthodontic activity (UOA)	0
Carry forward orthodontic activity (UOA)	0
Baseline contract value	£272,928.09

### ACCESS\*

Patients seen in 24 months	Total	Change since previous quarter
Quarter ending September 2017	4,485	
Quarter ending December 2017	4,467	→
Quarter ending March 2018	4,618	↑
Quarter ending June 2018	4,625	→
Quarter ending September 2018	4,653	→
<b>Variance since September 2017</b>	<b>3.7%</b>	<b>↑</b>



### ACTIVITY



Adjusted Scheduled Activity (UDA)		
Month	2018	2019
April	387	751
May	1,347	1,588
June	1,999	2,244
July	3,272	3,673
August	4,297	4,561
September	5,079	5,424
October	5,609	
November	6,222	
December	7,105	
January	8,060	
February	9,408	
March	10,373	
April	10,752	
May	10,749	
June	10,745	

### QUALITY

	Quantity	Base Number	Contract	AT	Region	England
% of FP17s for the same patient ID Re-attending within 3 months - Children	93	1,247	7.5%	9.3%	11.1%	11.6%
% of FP17s for the same patient ID Re-attending within 3 months - Adults	310	2,147	14.4%	14.9%	15.3%	15.5%
% of FP17s for the same patient ID Re-attending between 3 & 9 months - Children	746	1,247	59.8%	59.8%	61.1%	58.8%
% of FP17s for the same patient ID Re-attending between 3 & 9 months - Adults	1,196	2,147	55.7%	51.6%	52.3%	51.1%
% of FP17s for Band 1 Urgent Courses	410	3,203	12.8%	9.4%	9.5%	9.0%
% of FP17s Relating to Free Repair or Replacements	29	3,203	0.9%	0.5%	0.7%	0.8%
% of FP17s Relating to Continuations	2	3,203	0.1%	0.8%	0.8%	0.9%
% of Patients satisfied with the dentistry they have received	3	3	N/A	92.5%	93.6%	93.3%
% of Patients satisfied with the time they had to wait for an appointment	3	3	N/A	89.8%	88.8%	88.9%

\* This is based on patients treated on this contract for their most recent course of treatment. Figures in italics indicate the base number of FP17s or Patient Questionnaire responses are less than 100. N/A is shown where the base number of responses is less than 10 during the period. % is calculated as Quantity/Base number\*100

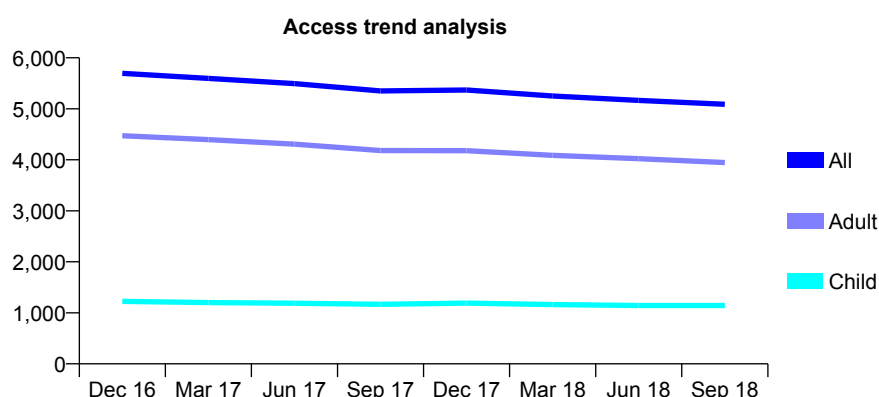
# Q68 - Vital Signs At a Glance Contract Report for 101281/0040 - September 2018

Name or company name	OASIS DENTAL CARE LTD
Contract type name	GDS Contract
Purpose of contract	General
Contract start date	01/04/2006
Contract end date	

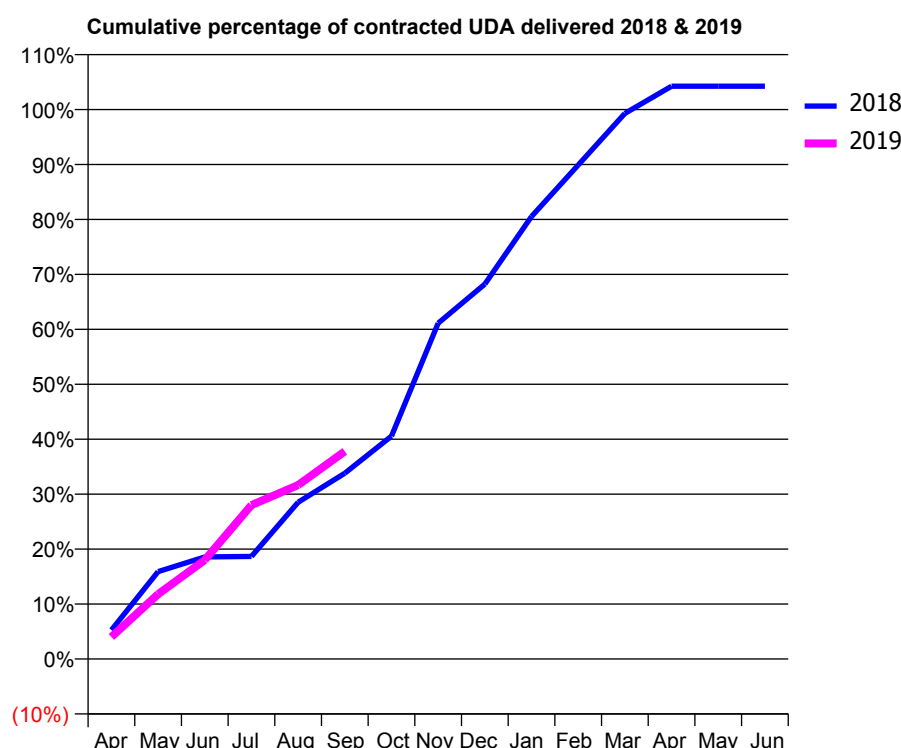
18/19 Contracted general activity (UDA)	16,400
Carry forward general activity (UDA)	0
18/19 Contracted orthodontic activity (UOA)	0
Carry forward orthodontic activity (UOA)	0
Baseline contract value	£411,402.39

## ACCESS\*

Patients seen in 24 months	Total	Change since previous quarter
Quarter ending September 2017	5,350	
Quarter ending December 2017	5,369	→
Quarter ending March 2018	5,250	↓
Quarter ending June 2018	5,166	↓
Quarter ending September 2018	5,090	↓
<b>Variance since September 2017</b>	<b>(4.9%)</b>	<b>↓</b>



## ACTIVITY



Adjusted Scheduled Activity (UDA)		
Month	2018	2019
April	555	660
May	1,670	1,935
June	1,951	2,957
July	1,961	4,595
August	2,996	5,193
September	3,550	6,200
October	4,259	
November	6,418	
December	7,164	
January	8,456	
February	9,440	
March	10,426	
April	10,945	
May	10,946	
June	10,946	

## QUALITY

	Quantity	Base Number	Contract	AT	Region	England
% of FP17s for the same patient ID Re-attending within 3 months - Children	63	913	6.9%	9.3%	11.1%	11.6%
% of FP17s for the same patient ID Re-attending within 3 months - Adults	451	2,728	16.5%	14.9%	15.3%	15.5%
% of FP17s for the same patient ID Re-attending between 3 & 9 months - Children	549	913	60.1%	59.8%	61.1%	58.8%
% of FP17s for the same patient ID Re-attending between 3 & 9 months - Adults	1,181	2,728	43.3%	51.6%	52.3%	51.1%
% of FP17s for Band 1 Urgent Courses	416	3,329	12.5%	9.4%	9.5%	9.0%
% of FP17s Relating to Free Repair or Replacements	96	3,329	2.9%	0.5%	0.7%	0.8%
% of FP17s Relating to Continuations	0	3,329	0.0%	0.8%	0.8%	0.9%
% of Patients satisfied with the dentistry they have received	2	2	N/A	92.5%	93.6%	93.3%
% of Patients satisfied with the time they had to wait for an appointment	1	2	N/A	89.8%	88.8%	88.9%

\* This is based on patients treated on this contract for their most recent course of treatment. Figures in italics indicate the base number of FP17s or Patient Questionnaire responses are less than 100. N/A is shown where the base number of responses is less than 10 during the period. % is calculated as Quantity/Base number\*100



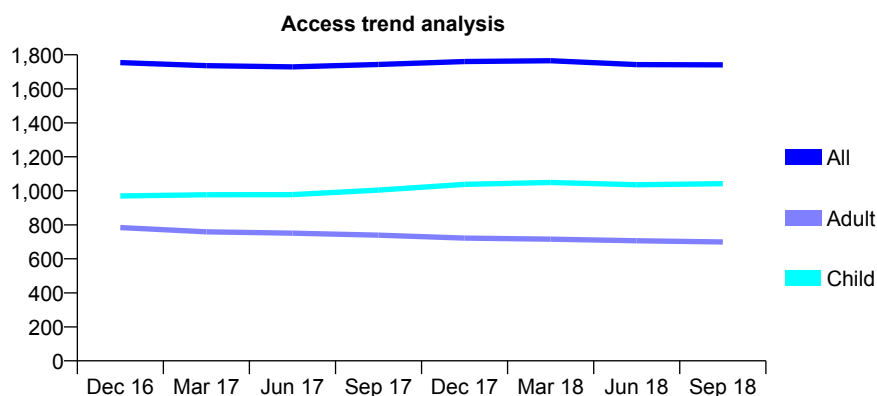
## Q68 - Vital Signs At a Glance Contract Report for 101281/0056 - September 2018

Name or company name	OASIS DENTAL CARE LTD
Contract type name	GDS Contract
Purpose of contract	General
Contract start date	01/04/2006
Contract end date	

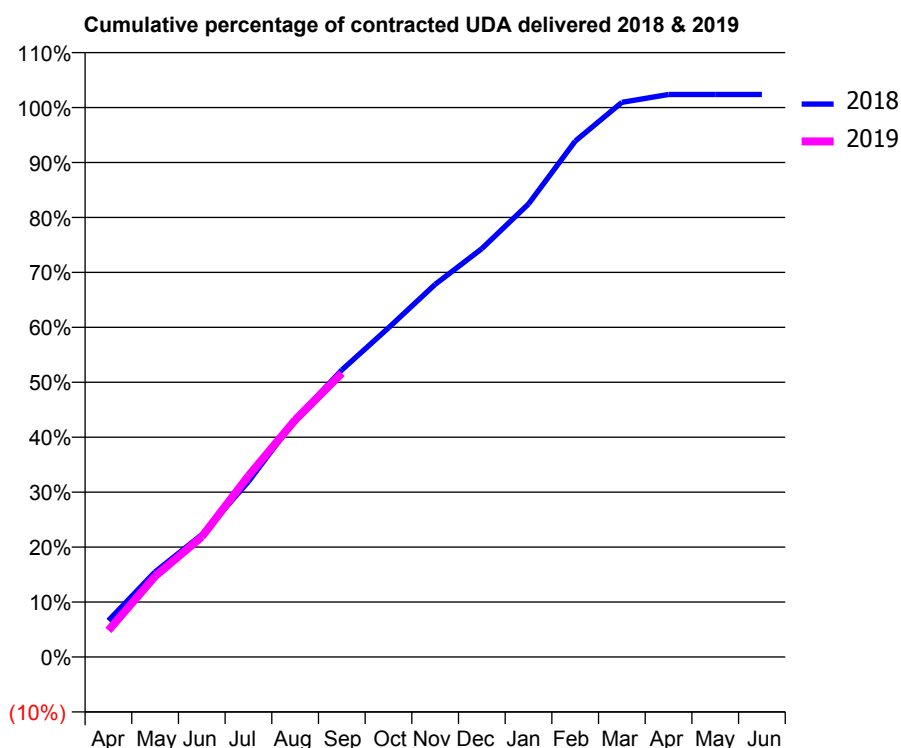
18/19 Contracted general activity (UDA)	3,474
Carry forward general activity (UDA)	0
18/19 Contracted orthodontic activity (UOA)	0
Carry forward orthodontic activity (UOA)	0
Baseline contract value	£83,331.22

### ACCESS\*

Patients seen in 24 months	Total	Change since previous quarter
Quarter ending September 2017	1,743	
Quarter ending December 2017	1,760	→
Quarter ending March 2018	1,765	→
Quarter ending June 2018	1,742	↓
Quarter ending September 2018	1,741	→
<b>Variance since September 2017</b>	<b>(0.1%)</b>	<b>→</b>



### ACTIVITY



Adjusted Scheduled Activity (UDA)		
Month	2018	2019
April	231	168
May	538	511
June	774	760
July	1,109	1,146
August	1,501	1,499
September	1,814	1,794
October	2,081	
November	2,356	
December	2,582	
January	2,865	
February	3,261	
March	3,506	
April	3,556	
May	3,556	
June	3,556	

### QUALITY

	Quantity	Base Number	Contract	AT	Region	England
% of FP17s for the same patient ID Re-attending within 3 months - Children	66	758	8.7%	9.3%	11.1%	11.6%
% of FP17s for the same patient ID Re-attending within 3 months - Adults	59	405	14.6%	14.9%	15.3%	15.5%
% of FP17s for the same patient ID Re-attending between 3 & 9 months - Children	399	758	52.6%	59.8%	61.1%	58.8%
% of FP17s for the same patient ID Re-attending between 3 & 9 months - Adults	143	405	35.3%	51.6%	52.3%	51.1%
% of FP17s for Band 1 Urgent Courses	62	1,136	5.5%	9.4%	9.5%	9.0%
% of FP17s Relating to Free Repair or Replacements	2	1,136	0.2%	0.5%	0.7%	0.8%
% of FP17s Relating to Continuations	19	1,136	1.7%	0.8%	0.8%	0.9%
% of Patients satisfied with the dentistry they have received	0	0	N/A	92.5%	93.6%	93.3%
% of Patients satisfied with the time they had to wait for an appointment	0	0	N/A	89.8%	88.8%	88.9%

\* This is based on patients treated on this contract for their most recent course of treatment. Figures in italics indicate the base number of FP17s or Patient Questionnaire responses are less than 100. N/A is shown where the base number of responses is less than 10 during the period. % is calculated as Quantity/Base number\*100

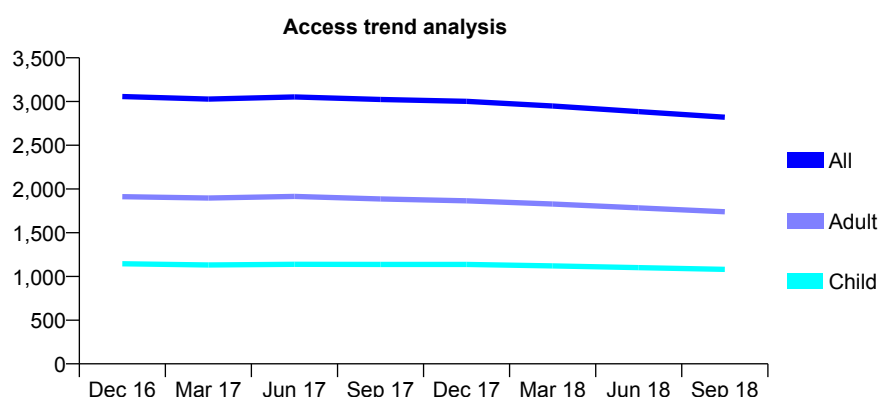
# Q68 - Vital Signs At a Glance Contract Report for 101281/0057 - September 2018

Name or company name	OASIS DENTAL CARE LTD
Contract type name	GDS Contract
Purpose of contract	General
Contract start date	01/04/2006
Contract end date	

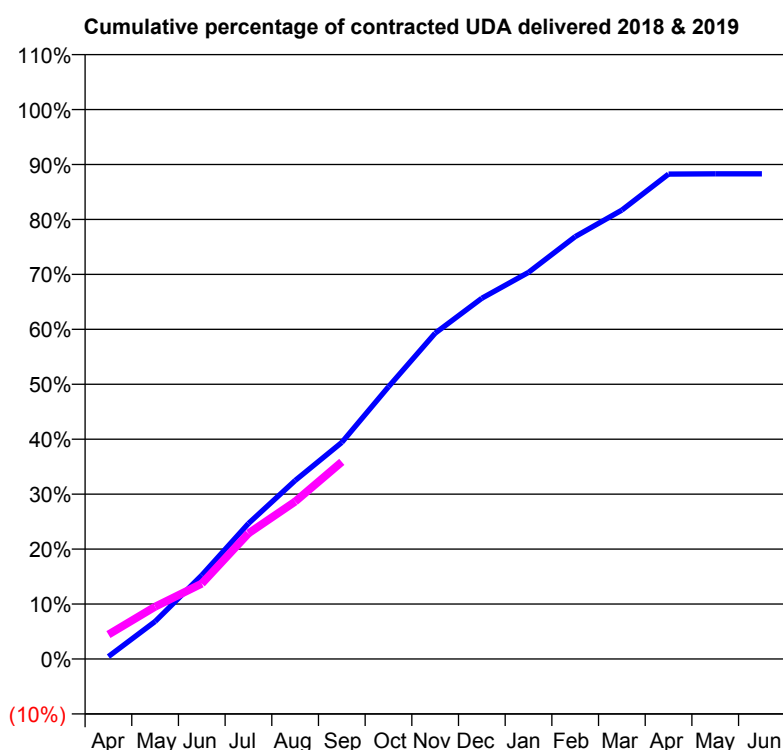
18/19 Contracted general activity (UDA)	7,181
Carry forward general activity (UDA)	0
18/19 Contracted orthodontic activity (UOA)	0
Carry forward orthodontic activity (UOA)	0
Baseline contract value	£179,898.58

## ACCESS\*

Patients seen in 24 months	Total	Change since previous quarter
Quarter ending September 2017	3,023	
Quarter ending December 2017	3,002	→
Quarter ending March 2018	2,948	↓
Quarter ending June 2018	2,885	↓
Quarter ending September 2018	2,821	↓
<b>Variance since September 2017</b>	<b>(6.7%)</b>	<b>↓</b>



## ACTIVITY



Adjusted Scheduled Activity (UDA)		
Month	2018	2019
April	32	320
May	490	684
June	1,095	985
July	1,771	1,642
August	2,333	2,057
September	2,831	2,576
October	3,558	
November	4,258	
December	4,715	
January	5,052	
February	5,519	
March	5,866	
April	6,338	
May	6,341	
June	6,341	

## QUALITY

	Quantity	Base Number	Contract	AT	Region	England
% of FP17s for the same patient ID Re-attending within 3 months - Children	32	834	3.8%	9.3%	11.1%	11.6%
% of FP17s for the same patient ID Re-attending within 3 months - Adults	132	1,124	11.7%	14.9%	15.3%	15.5%
% of FP17s for the same patient ID Re-attending between 3 & 9 months - Children	513	834	61.5%	59.8%	61.1%	58.8%
% of FP17s for the same patient ID Re-attending between 3 & 9 months - Adults	645	1,124	57.4%	51.6%	52.3%	51.1%
% of FP17s for Band 1 Urgent Courses	122	1,662	7.3%	9.4%	9.5%	9.0%
% of FP17s Relating to Free Repair or Replacements	27	1,662	1.6%	0.5%	0.7%	0.8%
% of FP17s Relating to Continuations	0	1,662	0.0%	0.8%	0.8%	0.9%
% of Patients satisfied with the dentistry they have received	0	0	N/A	92.5%	93.6%	93.3%
% of Patients satisfied with the time they had to wait for an appointment	0	0	N/A	89.8%	88.8%	88.9%

\* This is based on patients treated on this contract for their most recent course of treatment. Figures in italics indicate the base number of FP17s or Patient Questionnaire responses are less than 100. N/A is shown where the base number of responses is less than 10 during the period. % is calculated as Quantity/Base number\*100

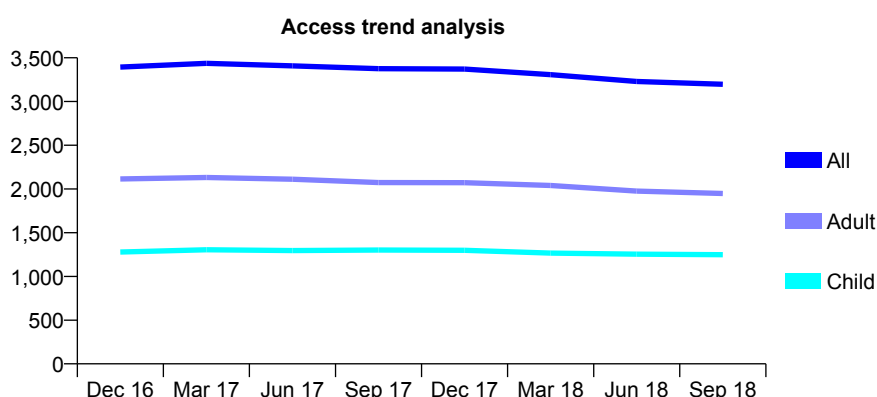
# Q68 - Vital Signs At a Glance Contract Report for 101281/0090 - September 2018

Name or company name	OASIS DENTAL CARE LTD
Contract type name	GDS Contract
Purpose of contract	General
Contract start date	01/04/2006
Contract end date	

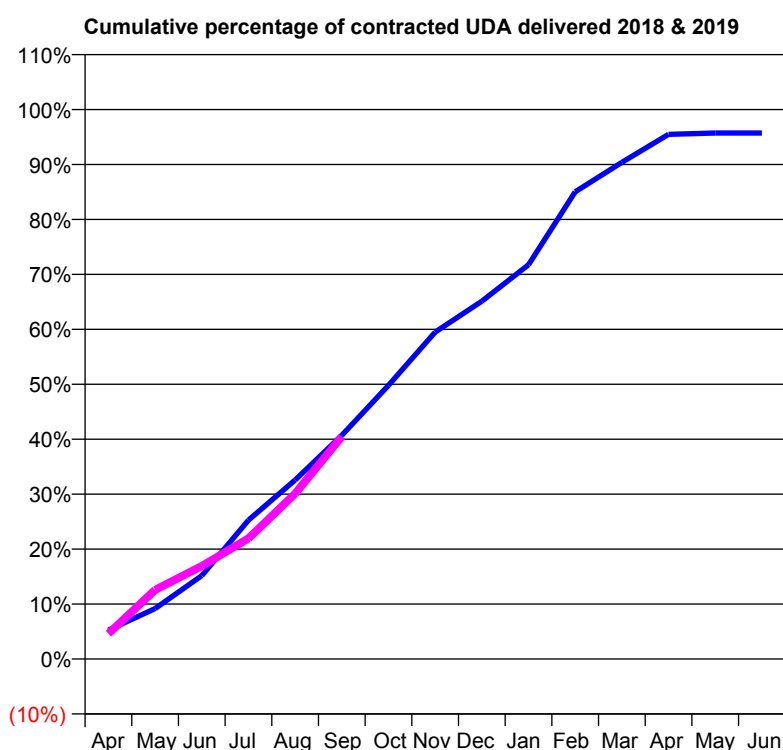
18/19 Contracted general activity (UDA)	7,650
Carry forward general activity (UDA)	0
18/19 Contracted orthodontic activity (UOA)	0
Carry forward orthodontic activity (UOA)	0
Baseline contract value	£195,321.58

## ACCESS\*

Patients seen in 24 months	Total	Change since previous quarter
Quarter ending September 2017	3,375	
Quarter ending December 2017	3,371	→
Quarter ending March 2018	3,307	↓
Quarter ending June 2018	3,230	↓
Quarter ending September 2018	3,198	→
<b>Variance since September 2017</b>	<b>(5.2%)</b>	<b>↓</b>



## ACTIVITY



Adjusted Scheduled Activity (UDA)		
Month	2018	2019
April	402	353
May	703	963
June	1,162	1,294
July	1,933	1,679
August	2,492	2,303
September	3,115	3,098
October	3,810	
November	4,551	
December	4,981	
January	5,489	
February	6,505	
March	6,914	
April	7,304	
May	7,323	
June	7,323	

## QUALITY

	Quantity	Base Number	Contract	AT	Region	England
% of FP17s for the same patient ID Re-attending within 3 months - Children	76	864	8.8%	9.3%	11.1%	11.6%
% of FP17s for the same patient ID Re-attending within 3 months - Adults	185	1,150	16.1%	14.9%	15.3%	15.5%
% of FP17s for the same patient ID Re-attending between 3 & 9 months - Children	479	864	55.4%	59.8%	61.1%	58.8%
% of FP17s for the same patient ID Re-attending between 3 & 9 months - Adults	549	1,150	47.7%	51.6%	52.3%	51.1%
% of FP17s for Band 1 Urgent Courses	188	1,815	10.4%	9.4%	9.5%	9.0%
% of FP17s Relating to Free Repair or Replacements	8	1,815	0.4%	0.5%	0.7%	0.8%
% of FP17s Relating to Continuations	48	1,815	2.6%	0.8%	0.8%	0.9%
% of Patients satisfied with the dentistry they have received	1	1	N/A	92.5%	93.6%	93.3%
% of Patients satisfied with the time they had to wait for an appointment	0	1	N/A	89.8%	88.8%	88.9%

\* This is based on patients treated on this contract for their most recent course of treatment. Figures in italics indicate the base number of FP17s or Patient Questionnaire responses are less than 100. N/A is shown where the base number of responses is less than 10 during the period. % is calculated as Quantity/Base number\*100

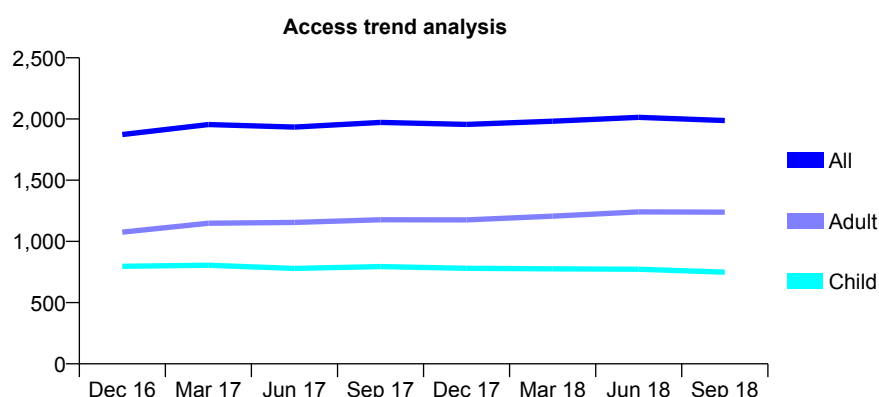
# Q68 - Vital Signs At a Glance Contract Report for 101281/0123 - September 2018

Name or company name	OASIS DENTAL CARE LTD
Contract type name	GDS Contract
Purpose of contract	General
Contract start date	01/04/2006
Contract end date	

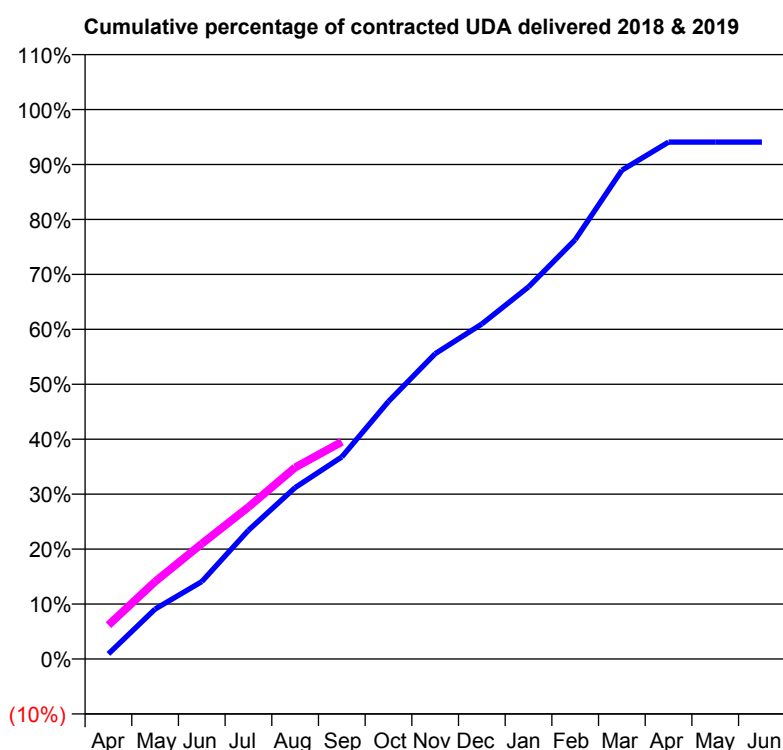
18/19 Contracted general activity (UDA)	5,664
Carry forward general activity (UDA)	0
18/19 Contracted orthodontic activity (UOA)	0
Carry forward orthodontic activity (UOA)	0
Baseline contract value	£124,173.93

## ACCESS\*

Patients seen in 24 months	Total	Change since previous quarter
Quarter ending September 2017	1,972	
Quarter ending December 2017	1,956	→
Quarter ending March 2018	1,982	→
Quarter ending June 2018	2,014	→
Quarter ending September 2018	1,988	↓
<b>Variance since September 2017</b>	<b>0.8%</b>	<b>→</b>



## ACTIVITY



Adjusted Scheduled Activity (UDA)		
Month	2018	2019
April	53	350
May	515	798
June	798	1,189
July	1,326	1,567
August	1,767	1,975
September	2,083	2,238
October	2,655	
November	3,147	
December	3,453	
January	3,835	
February	4,322	
March	5,038	
April	5,328	
May	5,328	
June	5,328	

## QUALITY

	Quantity	Base Number	Contract	AT	Region	England
% of FP17s for the same patient ID Re-attending within 3 months - Children	30	544	5.5%	9.3%	11.1%	11.6%
% of FP17s for the same patient ID Re-attending within 3 months - Adults	112	796	14.1%	14.9%	15.3%	15.5%
% of FP17s for the same patient ID Re-attending between 3 & 9 months - Children	350	544	64.3%	59.8%	61.1%	58.8%
% of FP17s for the same patient ID Re-attending between 3 & 9 months - Adults	440	796	55.3%	51.6%	52.3%	51.1%
% of FP17s for Band 1 Urgent Courses	77	1,228	6.3%	9.4%	9.5%	9.0%
% of FP17s Relating to Free Repair or Replacements	3	1,228	0.2%	0.5%	0.7%	0.8%
% of FP17s Relating to Continuations	27	1,228	2.2%	0.8%	0.8%	0.9%
% of Patients satisfied with the dentistry they have received	0	0	N/A	92.5%	93.6%	93.3%
% of Patients satisfied with the time they had to wait for an appointment	0	0	N/A	89.8%	88.8%	88.9%

\* This is based on patients treated on this contract for their most recent course of treatment. Figures in italics indicate the base number of FP17s or Patient Questionnaire responses are less than 100. N/A is shown where the base number of responses is less than 10 during the period. % is calculated as Quantity/Base number\*100

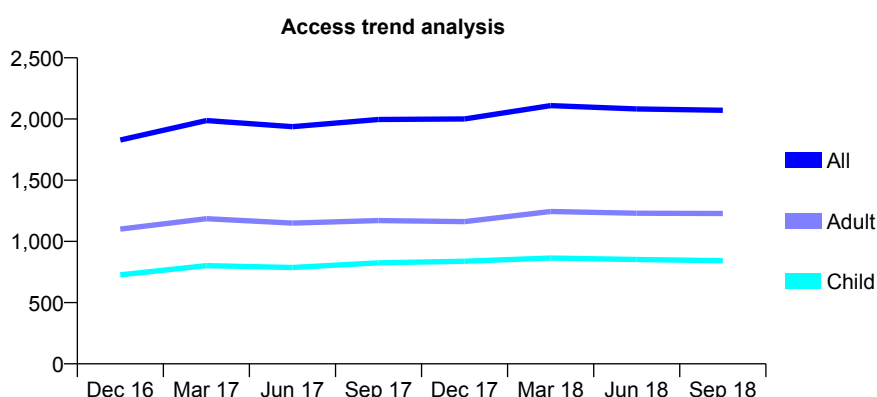
# Q68 - Vital Signs At a Glance Contract Report for 101281/0137 - September 2018

Name or company name	OASIS DENTAL CARE LTD
Contract type name	GDS Contract
Purpose of contract	General
Contract start date	01/04/2006
Contract end date	

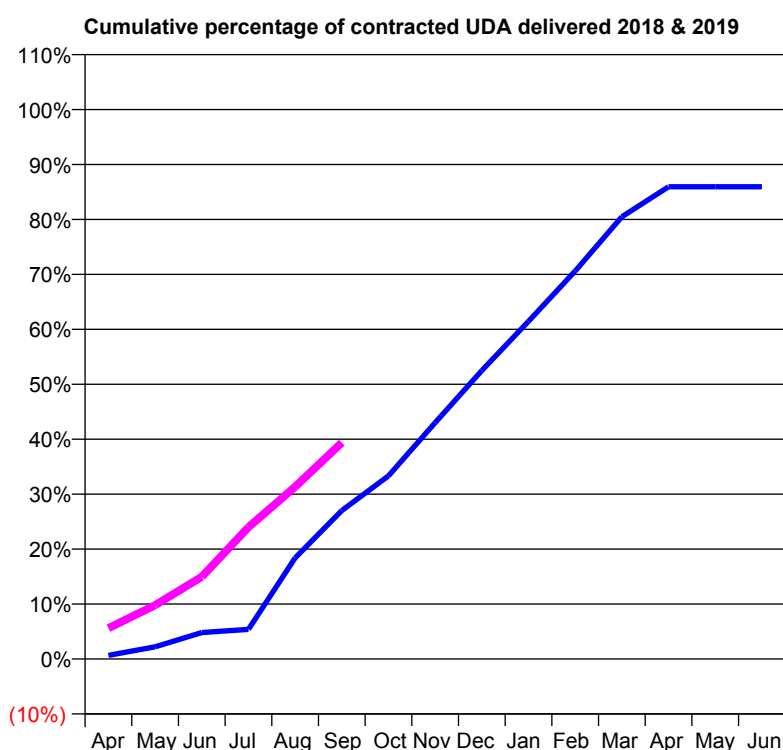
18/19 Contracted general activity (UDA)	6,000
Carry forward general activity (UDA)	0
18/19 Contracted orthodontic activity (UOA)	0
Carry forward orthodontic activity (UOA)	0
Baseline contract value	£161,256.21

## ACCESS\*

Patients seen in 24 months	Total	Change since previous quarter
Quarter ending September 2017	1,996	
Quarter ending December 2017	2,000	→
Quarter ending March 2018	2,109	↑
Quarter ending June 2018	2,082	↓
Quarter ending September 2018	2,071	→
<b>Variance since September 2017</b>	<b>3.8%</b>	<b>↑</b>



## ACTIVITY



Adjusted Scheduled Activity (UDA)		
Month	2018	2019
April	40	337
May	133	587
June	289	898
July	325	1,440
August	1,105	1,880
September	1,621	2,362
October	2,000	
November	2,580	
December	3,150	
January	3,688	
February	4,237	
March	4,828	
April	5,157	
May	5,157	
June	5,157	

## QUALITY

	Quantity	Base Number	Contract	AT	Region	England
% of FP17s for the same patient ID Re-attending within 3 months - Children	44	699	6.3%	9.3%	11.1%	11.6%
% of FP17s for the same patient ID Re-attending within 3 months - Adults	148	849	17.4%	14.9%	15.3%	15.5%
% of FP17s for the same patient ID Re-attending between 3 & 9 months - Children	474	699	67.8%	59.8%	61.1%	58.8%
% of FP17s for the same patient ID Re-attending between 3 & 9 months - Adults	493	849	58.1%	51.6%	52.3%	51.1%
% of FP17s for Band 1 Urgent Courses	19	1,382	1.4%	9.4%	9.5%	9.0%
% of FP17s Relating to Free Repair or Replacements	8	1,382	0.6%	0.5%	0.7%	0.8%
% of FP17s Relating to Continuations	60	1,382	4.3%	0.8%	0.8%	0.9%
% of Patients satisfied with the dentistry they have received	1	1	N/A	92.5%	93.6%	93.3%
% of Patients satisfied with the time they had to wait for an appointment	1	1	N/A	89.8%	88.8%	88.9%

\* This is based on patients treated on this contract for their most recent course of treatment. Figures in italics indicate the base number of FP17s or Patient Questionnaire responses are less than 100. N/A is shown where the base number of responses is less than 10 during the period. % is calculated as Quantity/Base number\*100

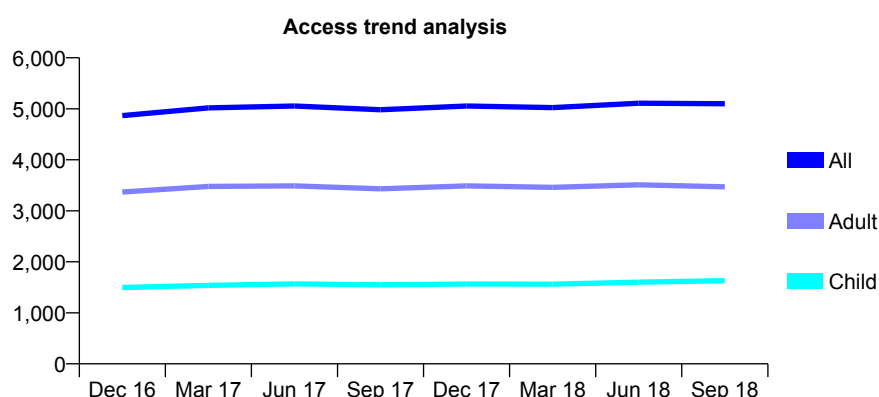
# Q68 - Vital Signs At a Glance Contract Report for 101281/0140 - September 2018

Name or company name	OASIS DENTAL CARE LTD
Contract type name	GDS Contract
Purpose of contract	General
Contract start date	01/04/2006
Contract end date	

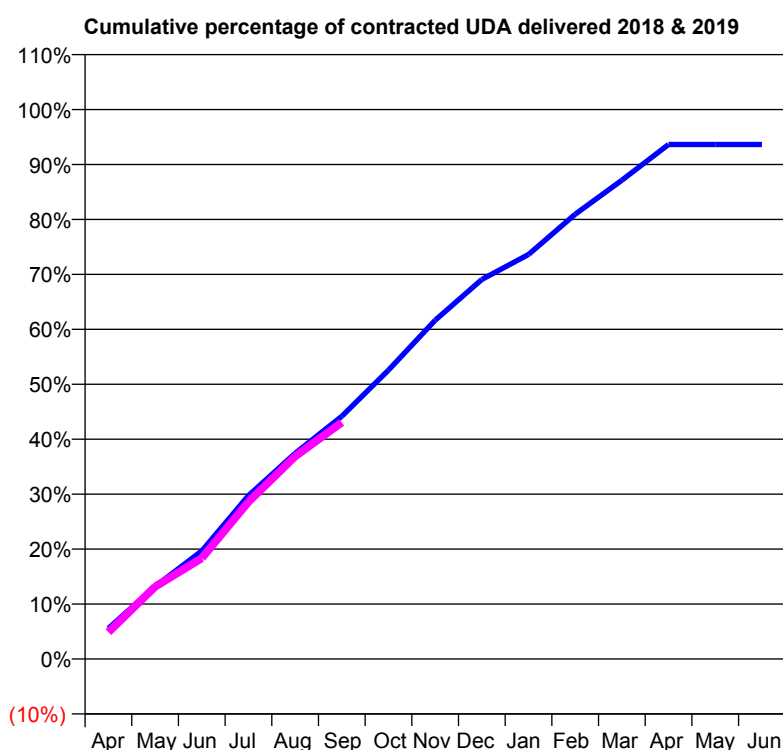
18/19 Contracted general activity (UDA)	13,000
Carry forward general activity (UDA)	0
18/19 Contracted orthodontic activity (UOA)	0
Carry forward orthodontic activity (UOA)	0
Baseline contract value	£308,021.95

## ACCESS\*

Patients seen in 24 months	Total	Change since previous quarter
Quarter ending September 2017	4,981	
Quarter ending December 2017	5,055	→
Quarter ending March 2018	5,023	→
Quarter ending June 2018	5,110	→
Quarter ending September 2018	5,100	→
<b>Variance since September 2017</b>	<b>2.4%</b>	<b>↑</b>



## ACTIVITY



Adjusted Scheduled Activity (UDA)		
Month	2018	2019
April	725	635
May	1,717	1,711
June	2,556	2,387
July	3,866	3,717
August	4,866	4,793
September	5,744	5,599
October	6,835	
November	8,014	
December	8,981	
January	9,571	
February	10,521	
March	11,326	
April	12,172	
May	12,172	
June	12,172	

## QUALITY

	Quantity	Base Number	Contract	AT	Region	England
% of FP17s for the same patient ID Re-attending within 3 months - Children	99	1,485	6.7%	9.3%	11.1%	11.6%
% of FP17s for the same patient ID Re-attending within 3 months - Adults	317	2,556	12.4%	14.9%	15.3%	15.5%
% of FP17s for the same patient ID Re-attending between 3 & 9 months - Children	1,005	1,485	67.7%	59.8%	61.1%	58.8%
% of FP17s for the same patient ID Re-attending between 3 & 9 months - Adults	1,357	2,556	53.1%	51.6%	52.3%	51.1%
% of FP17s for Band 1 Urgent Courses	273	3,359	8.1%	9.4%	9.5%	9.0%
% of FP17s Relating to Free Repair or Replacements	9	3,359	0.3%	0.5%	0.7%	0.8%
% of FP17s Relating to Continuations	34	3,359	1.0%	0.8%	0.8%	0.9%
% of Patients satisfied with the dentistry they have received	3	3	N/A	92.5%	93.6%	93.3%
% of Patients satisfied with the time they had to wait for an appointment	3	3	N/A	89.8%	88.8%	88.9%

\* This is based on patients treated on this contract for their most recent course of treatment. Figures in italics indicate the base number of FP17s or Patient Questionnaire responses are less than 100. N/A is shown where the base number of responses is less than 10 during the period. % is calculated as Quantity/Base number\*100

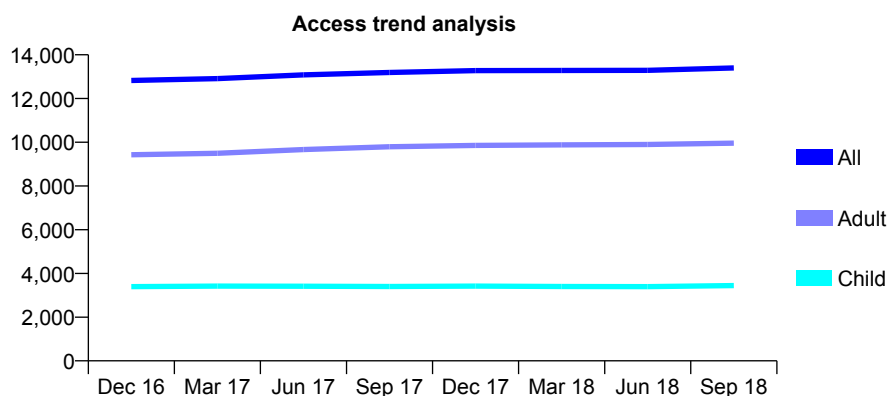
## Q68 - Vital Signs At a Glance Contract Report for 101281/0163 - September 2018

Name or company name	OASIS DENTAL CARE LTD
Contract type name	GDS Contract
Purpose of contract	General
Contract start date	01/11/2006
Contract end date	

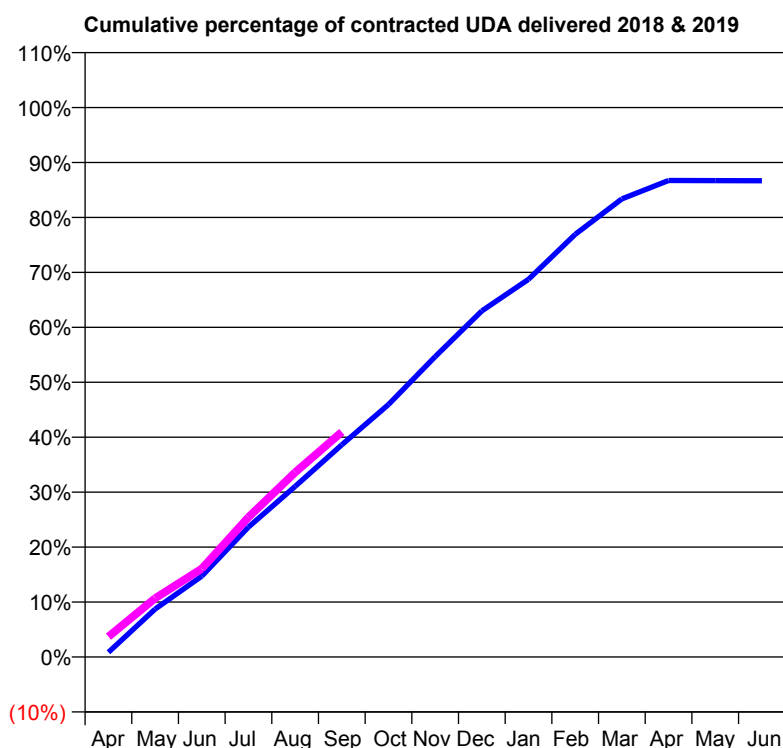
18/19 Contracted general activity (UDA)	37,431
Carry forward general activity (UDA)	0
18/19 Contracted orthodontic activity (UOA)	0
Carry forward orthodontic activity (UOA)	0
Baseline contract value	£880,872.88

### ACCESS\*

Patients seen in 24 months	Total	Change since previous quarter
Quarter ending September 2017	13,193	
Quarter ending December 2017	13,278	→
Quarter ending March 2018	13,282	→
Quarter ending June 2018	13,292	→
Quarter ending September 2018	13,401	→
<b>Variance since September 2017</b>	<b>1.6%</b>	<b>→</b>



### ACTIVITY



Adjusted Scheduled Activity (UDA)		
Month	2018	2019
April	320	1,383
May	3,262	4,001
June	5,507	6,020
July	8,847	9,522
August	11,618	12,572
September	14,454	15,327
October	17,201	
November	20,459	
December	23,576	
January	25,730	
February	28,790	
March	31,202	
April	32,461	
May	32,455	
June	32,445	

### QUALITY

	Quantity	Base Number	Contract	AT	Region	England
% of FP17s for the same patient ID Re-attending within 3 months - Children	173	2,538	6.8%	9.3%	11.1%	11.6%
% of FP17s for the same patient ID Re-attending within 3 months - Adults	829	6,429	12.9%	14.9%	15.3%	15.5%
% of FP17s for the same patient ID Re-attending between 3 & 9 months - Children	1,228	2,538	48.4%	59.8%	61.1%	58.8%
% of FP17s for the same patient ID Re-attending between 3 & 9 months - Adults	2,567	6,429	39.9%	51.6%	52.3%	51.1%
% of FP17s for Band 1 Urgent Courses	823	8,385	9.8%	9.4%	9.5%	9.0%
% of FP17s Relating to Free Repair or Replacements	75	8,385	0.9%	0.5%	0.7%	0.8%
% of FP17s Relating to Continuations	24	8,385	0.3%	0.8%	0.8%	0.9%
% of Patients satisfied with the dentistry they have received	1	1	N/A	92.5%	93.6%	93.3%
% of Patients satisfied with the time they had to wait for an appointment	1	1	N/A	89.8%	88.8%	88.9%

\* This is based on patients treated on this contract for their most recent course of treatment. Figures in italics indicate the base number of FP17s or Patient Questionnaire responses are less than 100. N/A is shown where the base number of responses is less than 10 during the period. % is calculated as Quantity/Base number\*100



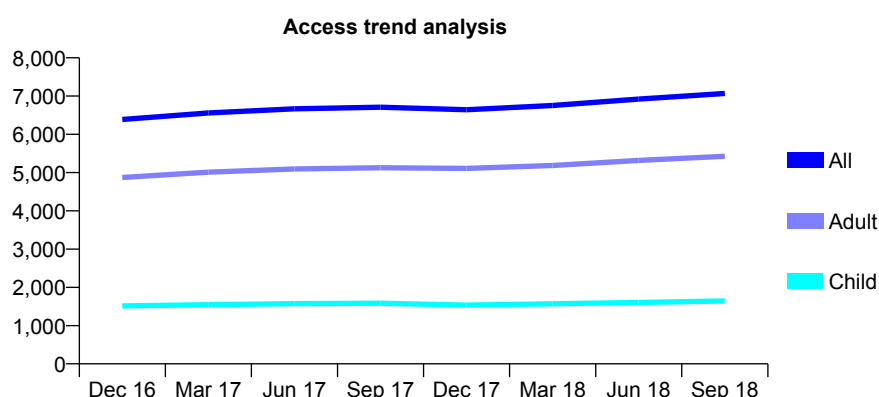
# Q68 - Vital Signs At a Glance Contract Report for 101281/0177 - September 2018

Name or company name	OASIS DENTAL CARE LTD
Contract type name	Pilot Contract
Purpose of contract	General
Contract start date	01/03/2008
Contract end date	31/03/2020

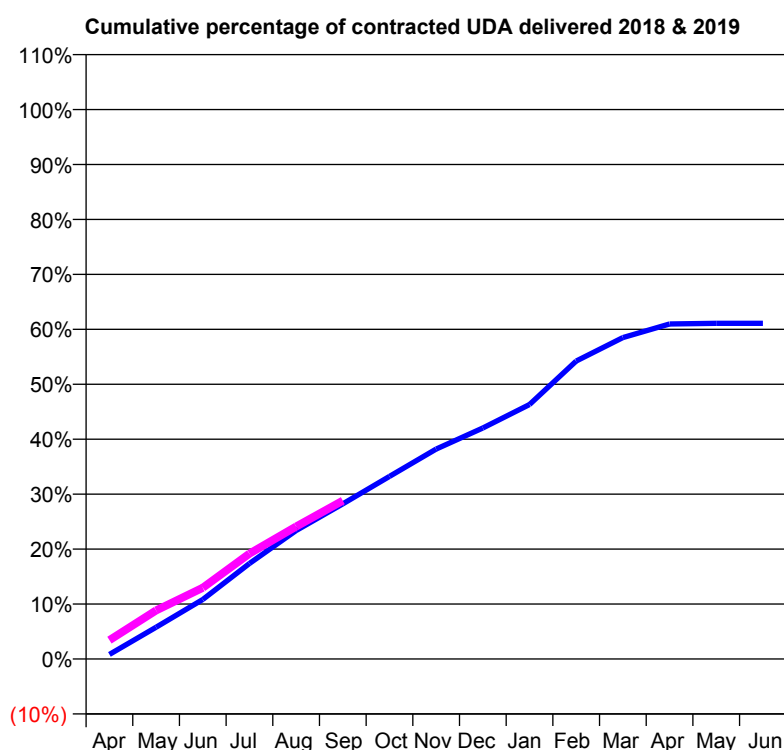
18/19 Contracted general activity (UDA)	25,911
Carry forward general activity (UDA)	0
18/19 Contracted orthodontic activity (UOA)	0
Carry forward orthodontic activity (UOA)	0
Baseline contract value	£660,755.95

## ACCESS\*

Patients seen in 24 months	Total	Change since previous quarter
Quarter ending September 2017	6,710	
Quarter ending December 2017	6,641	↓
Quarter ending March 2018	6,754	→
Quarter ending June 2018	6,921	↑
Quarter ending September 2018	7,066	↑
<b>Variance since September 2017</b>	<b>5.3%</b>	<b>↑</b>



## ACTIVITY



Adjusted Scheduled Activity (UDA)		
Month	2018	2019
April	215	890
May	1,497	2,290
June	2,804	3,363
July	4,505	4,969
August	6,059	6,250
September	7,315	7,467
October	8,614	
November	9,903	
December	10,895	
January	12,002	
February	14,048	
March	15,157	
April	15,801	
May	15,828	
June	15,827	

## QUALITY

	Quantity	Base Number	Contract	AT	Region	England
% of FP17s for the same patient ID Re-attending within 3 months - Children	51	1,126	4.5%	9.3%	11.1%	11.6%
% of FP17s for the same patient ID Re-attending within 3 months - Adults	434	3,242	13.4%	14.9%	15.3%	15.5%
% of FP17s for the same patient ID Re-attending between 3 & 9 months - Children	533	1,126	47.3%	59.8%	61.1%	58.8%
% of FP17s for the same patient ID Re-attending between 3 & 9 months - Adults	1,212	3,242	37.4%	51.6%	52.3%	51.1%
% of FP17s for Band 1 Urgent Courses	328	3,857	8.5%	9.4%	9.5%	9.0%
% of FP17s Relating to Free Repair or Replacements	33	3,857	0.9%	0.5%	0.7%	0.8%
% of FP17s Relating to Continuations	44	3,857	1.1%	0.8%	0.8%	0.9%
% of Patients satisfied with the dentistry they have received	4	5	N/A	92.5%	93.6%	93.3%
% of Patients satisfied with the time they had to wait for an appointment	4	5	N/A	89.8%	88.8%	88.9%

\* This is based on patients treated on this contract for their most recent course of treatment. Figures in italics indicate the base number of FP17s or Patient Questionnaire responses are less than 100. N/A is shown where the base number of responses is less than 10 during the period. % is calculated as Quantity/Base number\*100

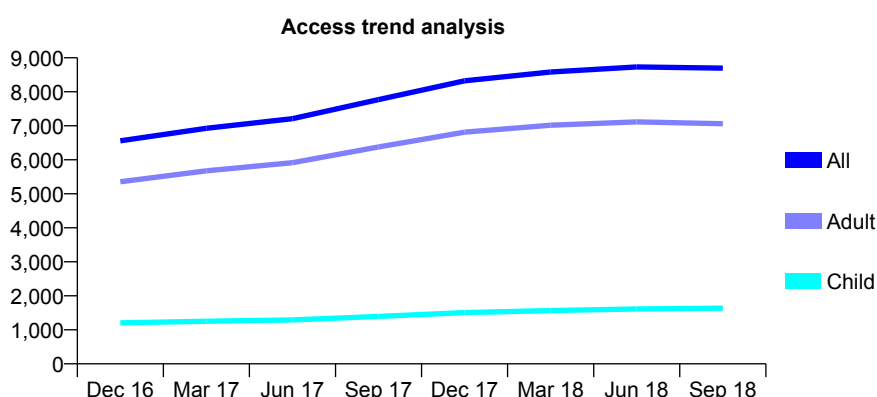
# Q68 - Vital Signs At a Glance Contract Report for 101281/0231 - September 2018

Name or company name	OASIS DENTAL CARE LTD
Contract type name	GDS Contract
Purpose of contract	General
Contract start date	01/04/2011
Contract end date	

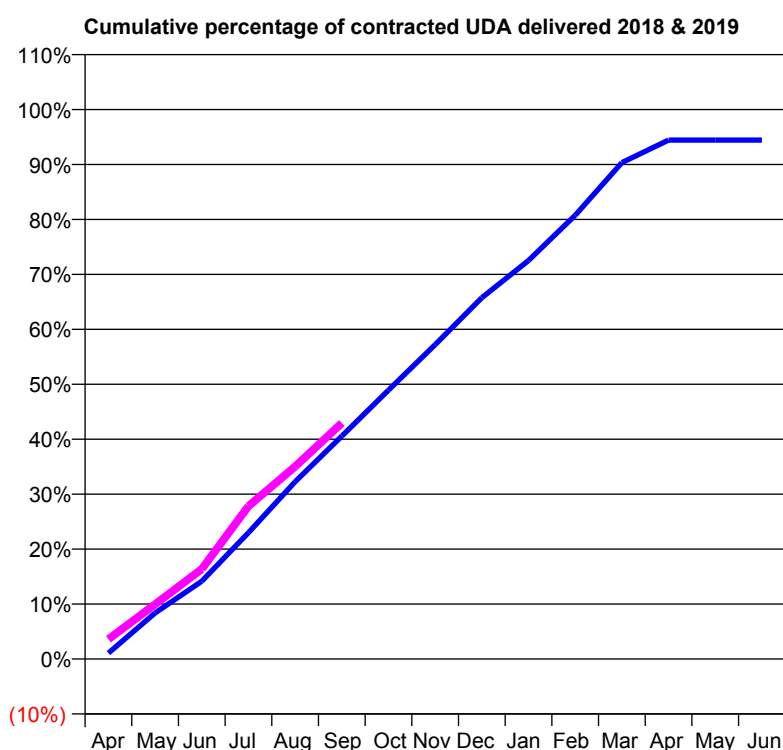
18/19 Contracted general activity (UDA)	26,836
Carry forward general activity (UDA)	0
18/19 Contracted orthodontic activity (UOA)	0
Carry forward orthodontic activity (UOA)	0
Baseline contract value	£691,980.12

## ACCESS\*

Patients seen in 24 months	Total	Change since previous quarter
Quarter ending September 2017	7,772	
Quarter ending December 2017	8,322	↑
Quarter ending March 2018	8,584	↑
Quarter ending June 2018	8,730	→
Quarter ending September 2018	8,695	→
<b>Variance since September 2017</b>	<b>11.9%</b>	<b>↑</b>



## ACTIVITY



Adjusted Scheduled Activity (UDA)		
Month	2018	2019
April	293	967
May	2,249	2,675
June	3,802	4,391
July	6,173	7,466
August	8,659	9,397
September	10,888	11,524
October	13,130	
November	15,352	
December	17,644	
January	19,464	
February	21,667	
March	24,243	
April	25,341	
May	25,341	
June	25,342	

## QUALITY

	Quantity	Base Number	Contract	AT	Region	England
% of FP17s for the same patient ID Re-attending within 3 months - Children	94	1,239	7.6%	9.3%	11.1%	11.6%
% of FP17s for the same patient ID Re-attending within 3 months - Adults	867	5,012	17.3%	14.9%	15.3%	15.5%
% of FP17s for the same patient ID Re-attending between 3 & 9 months - Children	724	1,239	58.4%	59.8%	61.1%	58.8%
% of FP17s for the same patient ID Re-attending between 3 & 9 months - Adults	2,655	5,012	53.0%	51.6%	52.3%	51.1%
% of FP17s for Band 1 Urgent Courses	391	5,735	6.8%	9.4%	9.5%	9.0%
% of FP17s Relating to Free Repair or Replacements	106	5,735	1.8%	0.5%	0.7%	0.8%
% of FP17s Relating to Continuations	196	5,735	3.4%	0.8%	0.8%	0.9%
% of Patients satisfied with the dentistry they have received	2	2	N/A	92.5%	93.6%	93.3%
% of Patients satisfied with the time they had to wait for an appointment	2	2	N/A	89.8%	88.8%	88.9%

\* This is based on patients treated on this contract for their most recent course of treatment. Figures in italics indicate the base number of FP17s or Patient Questionnaire responses are less than 100. N/A is shown where the base number of responses is less than 10 during the period. % is calculated as Quantity/Base number\*100

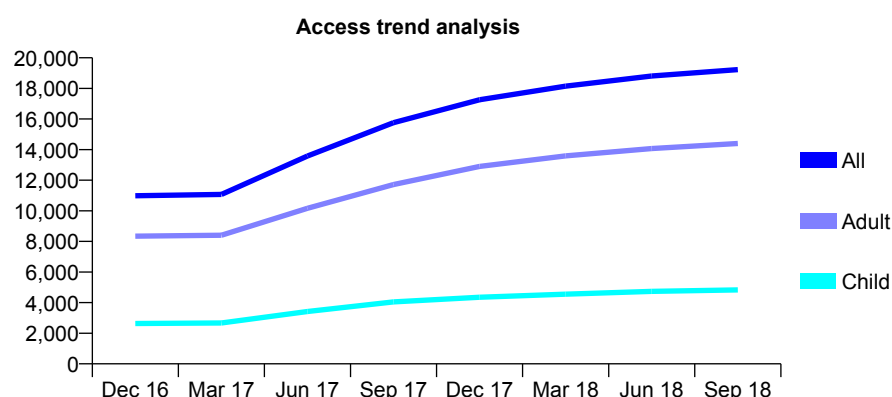
# Q68 - Vital Signs At a Glance Contract Report for 101370/0063 - September 2018

Name or company name	Petrie Tucker & Partners Ltd
Contract type name	GDS Contract
Purpose of contract	General
Contract start date	01/04/2006
Contract end date	

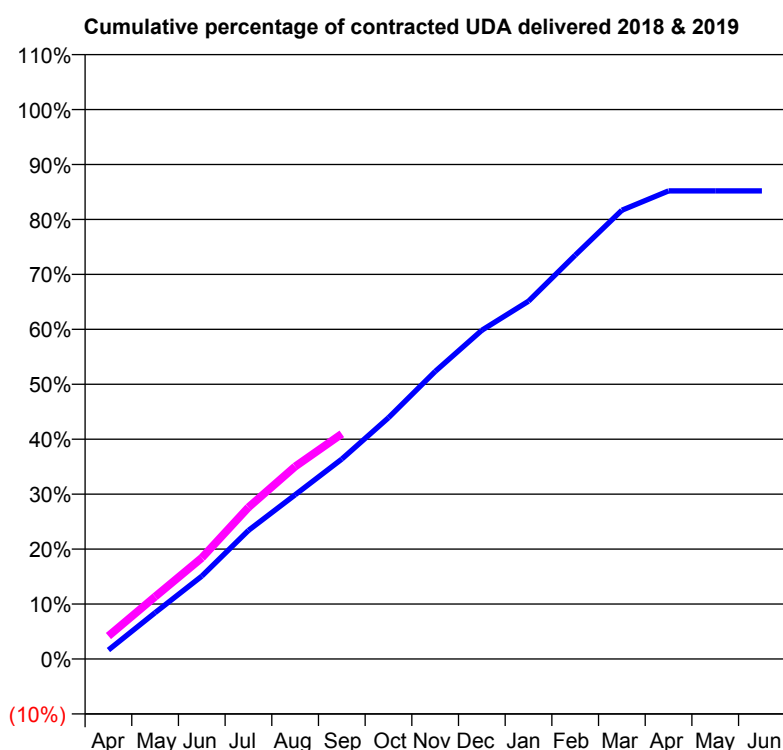
18/19 Contracted general activity (UDA)	64,074
Carry forward general activity (UDA)	0
18/19 Contracted orthodontic activity (UOA)	0
Carry forward orthodontic activity (UOA)	0
Baseline contract value	£1,854,491.60

## ACCESS\*

Patients seen in 24 months	Total	Change since previous quarter
Quarter ending September 2017	15,763	
Quarter ending December 2017	17,259	↑
Quarter ending March 2018	18,145	↑
Quarter ending June 2018	18,810	↑
Quarter ending September 2018	19,230	↑
<b>Variance since September 2017</b>	<b>22.0%</b>	<b>↑</b>



## ACTIVITY



Adjusted Scheduled Activity (UDA)		
Month	2018	2019
April	1,053	2,682
May	5,401	7,270
June	9,664	11,789
July	14,997	17,687
August	19,143	22,443
September	23,315	26,250
October	28,129	
November	33,533	
December	38,337	
January	41,729	
February	47,085	
March	52,326	
April	54,582	
May	54,581	
June	54,579	

## QUALITY

	Quantity	Base Number	Contract	AT	Region	England
% of FP17s for the same patient ID Re-attending within 3 months - Children	144	3,860	3.7%	9.3%	11.1%	11.6%
% of FP17s for the same patient ID Re-attending within 3 months - Adults	969	10,054	9.6%	14.9%	15.3%	15.5%
% of FP17s for the same patient ID Re-attending between 3 & 9 months - Children	2,494	3,860	64.6%	59.8%	61.1%	58.8%
% of FP17s for the same patient ID Re-attending between 3 & 9 months - Adults	5,991	10,054	59.6%	51.6%	52.3%	51.1%
% of FP17s for Band 1 Urgent Courses	683	12,954	5.3%	9.4%	9.5%	9.0%
% of FP17s Relating to Free Repair or Replacements	73	12,954	0.6%	0.5%	0.7%	0.8%
% of FP17s Relating to Continuations	137	12,954	1.1%	0.8%	0.8%	0.9%
% of Patients satisfied with the dentistry they have received	7	7	N/A	92.5%	93.6%	93.3%
% of Patients satisfied with the time they had to wait for an appointment	7	7	N/A	89.8%	88.8%	88.9%

\* This is based on patients treated on this contract for their most recent course of treatment. Figures in italics indicate the base number of FP17s or Patient Questionnaire responses are less than 100. N/A is shown where the base number of responses is less than 10 during the period. % is calculated as Quantity/Base number\*100

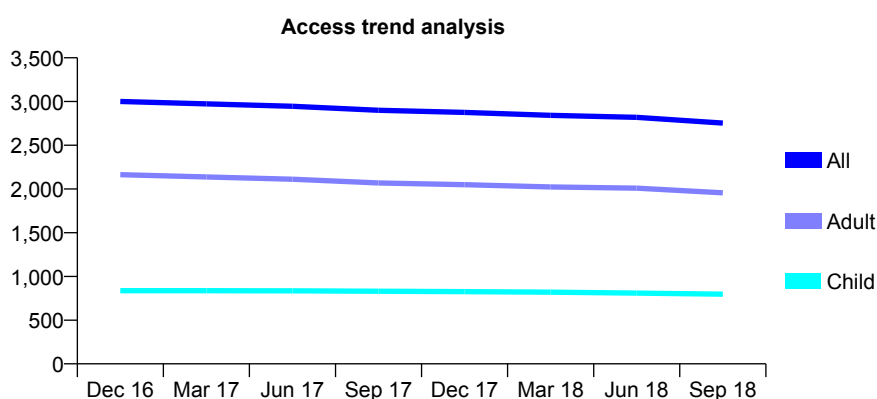
## Q68 - Vital Signs At a Glance Contract Report for 101435/0002 - September 2018

Name or company name	IDH Limited
Contract type name	GDS Contract
Purpose of contract	General
Contract start date	01/04/2006
Contract end date	

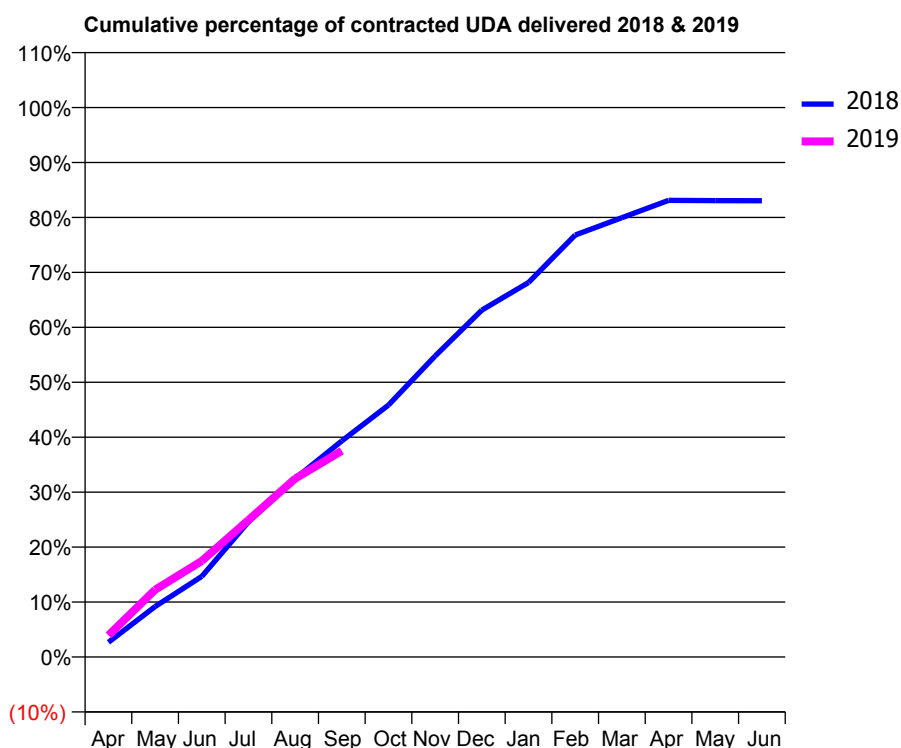
18/19 Contracted general activity (UDA)	8,401
Carry forward general activity (UDA)	0
18/19 Contracted orthodontic activity (UOA)	0
Carry forward orthodontic activity (UOA)	0
Baseline contract value	£205,117.51

### ACCESS\*

Patients seen in 24 months	Total	Change since previous quarter
Quarter ending September 2017	2,900	
Quarter ending December 2017	2,875	→
Quarter ending March 2018	2,842	↓
Quarter ending June 2018	2,819	→
Quarter ending September 2018	2,753	↓
<b>Variance since September 2017</b>	<b>(5.1%)</b>	<b>↓</b>



### ACTIVITY



Adjusted Scheduled Activity (UDA)		
Month	2018	2019
April	226	332
May	773	1,028
June	1,232	1,470
July	2,065	2,096
August	2,729	2,726
September	3,304	3,153
October	3,851	
November	4,603	
December	5,304	
January	5,726	
February	6,452	
March	6,715	
April	6,981	
May	6,977	
June	6,976	

### QUALITY

	Quantity	Base Number	Contract	AT	Region	England
% of FP17s for the same patient ID Re-attending within 3 months - Children	47	675	7.0%	9.3%	11.1%	11.6%
% of FP17s for the same patient ID Re-attending within 3 months - Adults	147	1,400	10.5%	14.9%	15.3%	15.5%
% of FP17s for the same patient ID Re-attending between 3 & 9 months - Children	441	675	65.3%	59.8%	61.1%	58.8%
% of FP17s for the same patient ID Re-attending between 3 & 9 months - Adults	820	1,400	58.6%	51.6%	52.3%	51.1%
% of FP17s for Band 1 Urgent Courses	157	1,940	8.1%	9.4%	9.5%	9.0%
% of FP17s Relating to Free Repair or Replacements	3	1,940	0.2%	0.5%	0.7%	0.8%
% of FP17s Relating to Continuations	7	1,940	0.4%	0.8%	0.8%	0.9%
% of Patients satisfied with the dentistry they have received	3	3	N/A	92.5%	93.6%	93.3%
% of Patients satisfied with the time they had to wait for an appointment	3	3	N/A	89.8%	88.8%	88.9%

\* This is based on patients treated on this contract for their most recent course of treatment. Figures in italics indicate the base number of FP17s or Patient Questionnaire responses are less than 100. N/A is shown where the base number of responses is less than 10 during the period. % is calculated as Quantity/Base number\*100

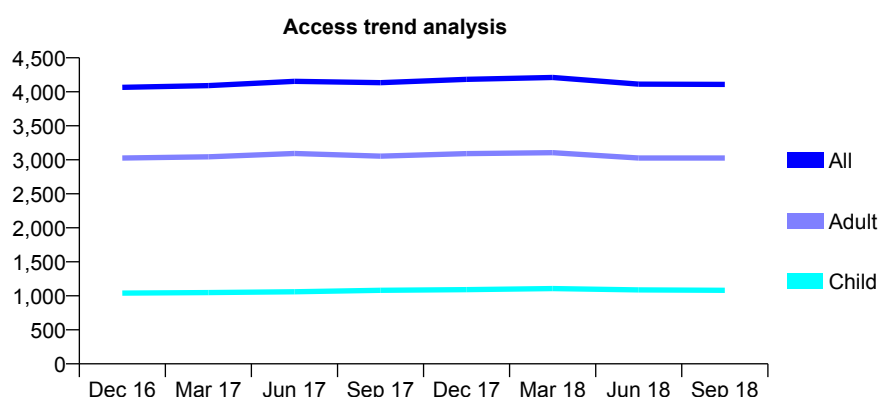
# Q68 - Vital Signs At a Glance Contract Report for 101435/0038 - September 2018

Name or company name	IDH Limited
Contract type name	GDS Contract
Purpose of contract	General
Contract start date	01/04/2006
Contract end date	

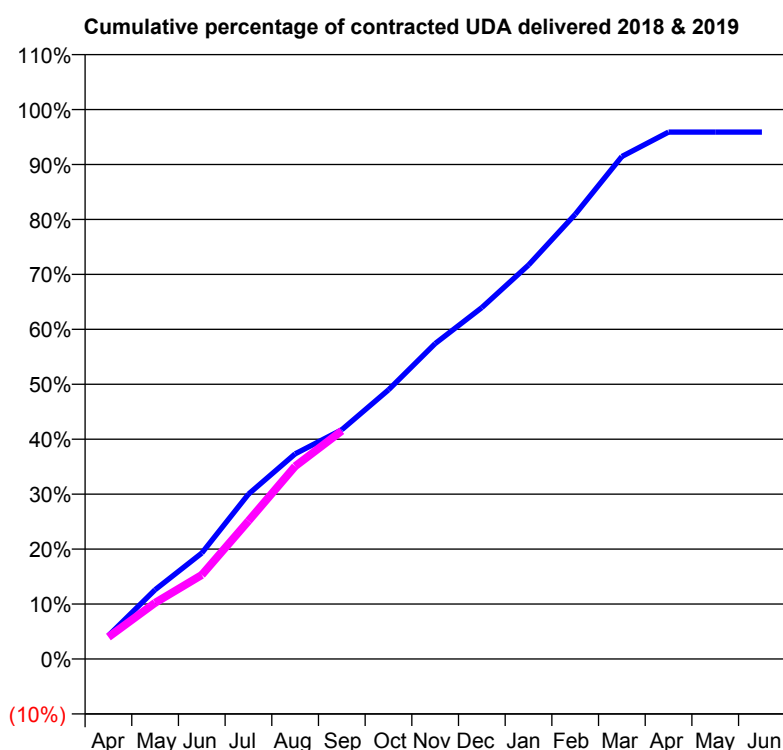
18/19 Contracted general activity (UDA)	10,828
Carry forward general activity (UDA)	0
18/19 Contracted orthodontic activity (UOA)	0
Carry forward orthodontic activity (UOA)	0
Baseline contract value	£312,952.15

## ACCESS\*

Patients seen in 24 months	Total	Change since previous quarter
Quarter ending September 2017	4,134	
Quarter ending December 2017	4,183	→
Quarter ending March 2018	4,211	→
Quarter ending June 2018	4,113	↓
Quarter ending September 2018	4,109	→
<b>Variance since September 2017</b>	<b>(0.6%)</b>	<b>→</b>



## ACTIVITY



Adjusted Scheduled Activity (UDA)		
Month	2018	2019
April	461	432
May	1,366	1,108
June	2,089	1,658
July	3,249	2,721
August	4,043	3,797
September	4,518	4,498
October	5,304	
November	6,215	
December	6,926	
January	7,762	
February	8,763	
March	9,903	
April	10,383	
May	10,383	
June	10,383	

## QUALITY

	Quantity	Base Number	Contract	AT	Region	England
% of FP17s for the same patient ID Re-attending within 3 months - Children	32	611	5.2%	9.3%	11.1%	11.6%
% of FP17s for the same patient ID Re-attending within 3 months - Adults	242	1,555	15.6%	14.9%	15.3%	15.5%
% of FP17s for the same patient ID Re-attending between 3 & 9 months - Children	250	611	40.9%	59.8%	61.1%	58.8%
% of FP17s for the same patient ID Re-attending between 3 & 9 months - Adults	592	1,555	38.1%	51.6%	52.3%	51.1%
% of FP17s for Band 1 Urgent Courses	211	1,990	10.6%	9.4%	9.5%	9.0%
% of FP17s Relating to Free Repair or Replacements	10	1,990	0.5%	0.5%	0.7%	0.8%
% of FP17s Relating to Continuations	33	1,990	1.7%	0.8%	0.8%	0.9%
% of Patients satisfied with the dentistry they have received	3	3	N/A	92.5%	93.6%	93.3%
% of Patients satisfied with the time they had to wait for an appointment	3	3	N/A	89.8%	88.8%	88.9%

\* This is based on patients treated on this contract for their most recent course of treatment. Figures in italics indicate the base number of FP17s or Patient Questionnaire responses are less than 100. N/A is shown where the base number of responses is less than 10 during the period. % is calculated as Quantity/Base number\*100

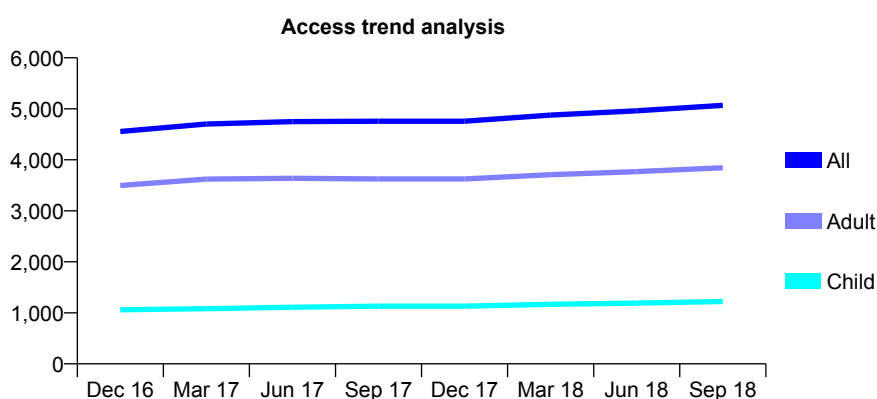
## Q68 - Vital Signs At a Glance Contract Report for 101435/0039 - September 2018

Name or company name	IDH Limited
Contract type name	GDS Contract
Purpose of contract	General
Contract start date	01/04/2006
Contract end date	

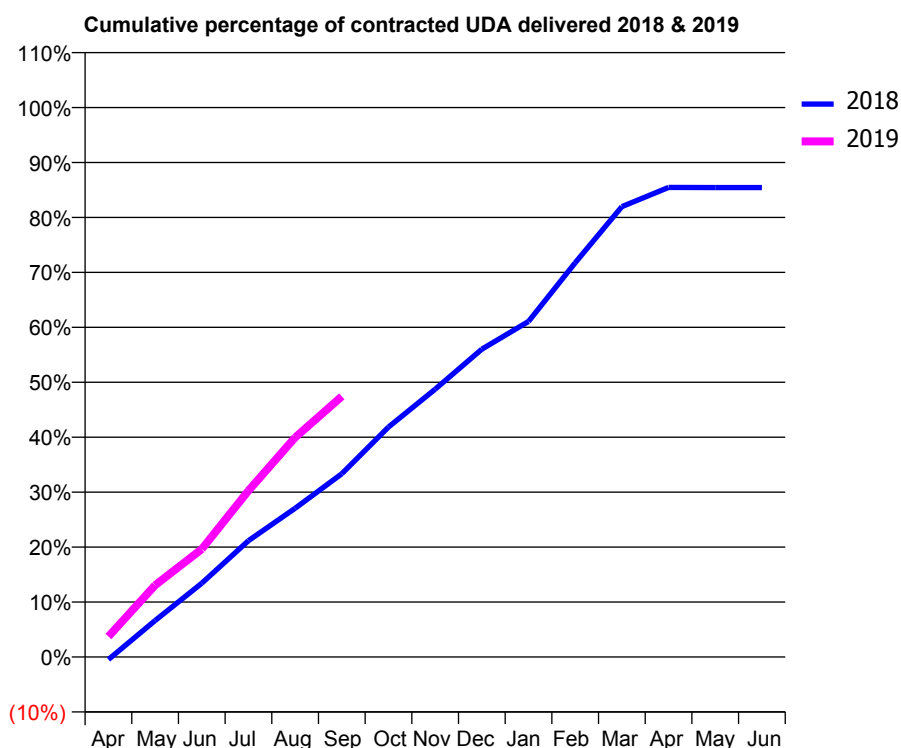
18/19 Contracted general activity (UDA)	15,788
Carry forward general activity (UDA)	0
18/19 Contracted orthodontic activity (UOA)	0
Carry forward orthodontic activity (UOA)	0
Baseline contract value	£450,660.25

### ACCESS\*

Patients seen in 24 months	Total	Change since previous quarter
Quarter ending September 2017	4,757	
Quarter ending December 2017	4,757	→
Quarter ending March 2018	4,876	↑
Quarter ending June 2018	4,960	→
Quarter ending September 2018	5,067	↑
<b>Variance since September 2017</b>	<b>6.5%</b>	<b>↑</b>



### ACTIVITY



Adjusted Scheduled Activity (UDA)		
Month	2018	2019
April	-73	587
May	1,047	2,061
June	2,120	3,102
July	3,342	4,778
August	4,274	6,307
September	5,266	7,488
October	6,606	
November	7,695	
December	8,846	
January	9,640	
February	11,327	
March	12,939	
April	13,490	
May	13,489	
June	13,489	

### QUALITY

	Quantity	Base Number	Contract	AT	Region	England
% of FP17s for the same patient ID Re-attending within 3 months - Children	38	763	5.0%	9.3%	11.1%	11.6%
% of FP17s for the same patient ID Re-attending within 3 months - Adults	166	2,193	7.6%	14.9%	15.3%	15.5%
% of FP17s for the same patient ID Re-attending between 3 & 9 months - Children	375	763	49.1%	59.8%	61.1%	58.8%
% of FP17s for the same patient ID Re-attending between 3 & 9 months - Adults	1,018	2,193	46.4%	51.6%	52.3%	51.1%
% of FP17s for Band 1 Urgent Courses	124	2,788	4.4%	9.4%	9.5%	9.0%
% of FP17s Relating to Free Repair or Replacements	10	2,788	0.4%	0.5%	0.7%	0.8%
% of FP17s Relating to Continuations	25	2,788	0.9%	0.8%	0.8%	0.9%
% of Patients satisfied with the dentistry they have received	4	5	N/A	92.5%	93.6%	93.3%
% of Patients satisfied with the time they had to wait for an appointment	5	5	N/A	89.8%	88.8%	88.9%

\* This is based on patients treated on this contract for their most recent course of treatment. Figures in italics indicate the base number of FP17s or Patient Questionnaire responses are less than 100. N/A is shown where the base number of responses is less than 10 during the period. % is calculated as Quantity/Base number\*100

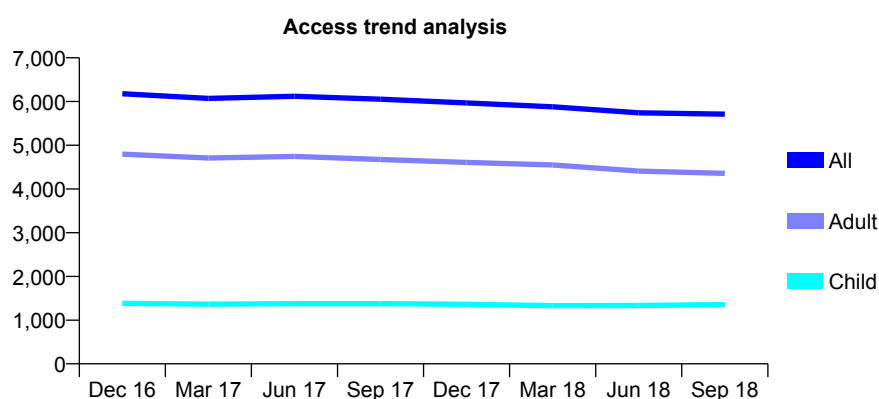
## Q68 - Vital Signs At a Glance Contract Report for 101435/0041 - September 2018

Name or company name	IDH Limited
Contract type name	GDS Contract
Purpose of contract	General
Contract start date	01/04/2006
Contract end date	

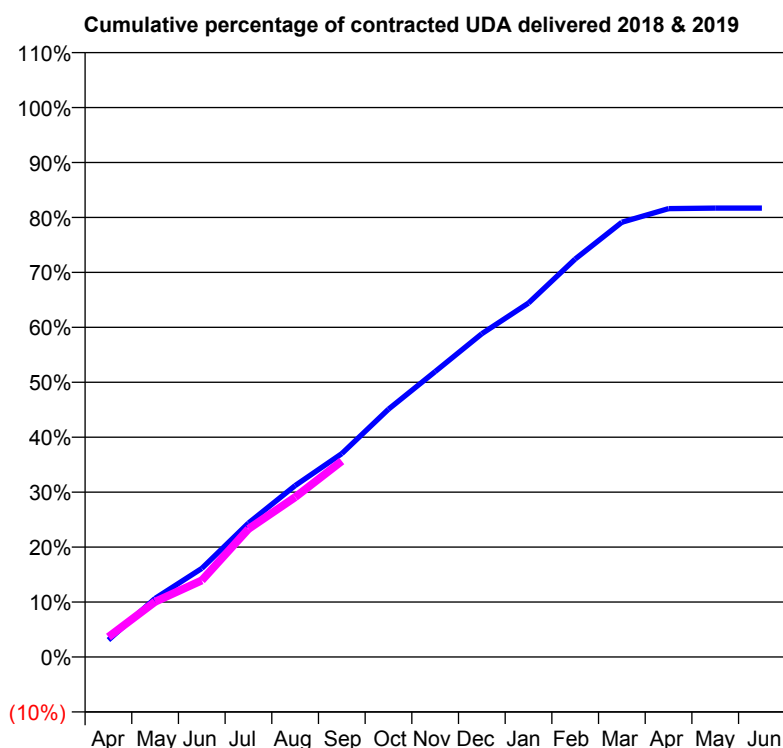
18/19 Contracted general activity (UDA)	18,081
Carry forward general activity (UDA)	0
18/19 Contracted orthodontic activity (UOA)	0
Carry forward orthodontic activity (UOA)	0
Baseline contract value	£582,928.95

### ACCESS\*

Patients seen in 24 months	Total	Change since previous quarter
Quarter ending September 2017	6,053	
Quarter ending December 2017	5,968	↓
Quarter ending March 2018	5,880	↓
Quarter ending June 2018	5,742	↓
Quarter ending September 2018	5,712	→
<b>Variance since September 2017</b>	<b>(5.6%)</b>	<b>↓</b>



### ACTIVITY



Adjusted Scheduled Activity (UDA)		
Month	2018	2019
April	559	659
May	1,930	1,817
June	2,915	2,521
July	4,407	4,215
August	5,642	5,261
September	6,694	6,449
October	8,156	
November	9,394	
December	10,637	
January	11,646	
February	13,093	
March	14,306	
April	14,756	
May	14,771	
June	14,771	

### QUALITY

	Quantity	Base Number	Contract	AT	Region	England
% of FP17s for the same patient ID Re-attending within 3 months - Children	46	860	5.3%	9.3%	11.1%	11.6%
% of FP17s for the same patient ID Re-attending within 3 months - Adults	349	2,317	15.1%	14.9%	15.3%	15.5%
% of FP17s for the same patient ID Re-attending between 3 & 9 months - Children	412	860	47.9%	59.8%	61.1%	58.8%
% of FP17s for the same patient ID Re-attending between 3 & 9 months - Adults	950	2,317	41.0%	51.6%	52.3%	51.1%
% of FP17s for Band 1 Urgent Courses	458	2,993	15.3%	9.4%	9.5%	9.0%
% of FP17s Relating to Free Repair or Replacements	11	2,993	0.4%	0.5%	0.7%	0.8%
% of FP17s Relating to Continuations	30	2,993	1.0%	0.8%	0.8%	0.9%
% of Patients satisfied with the dentistry they have received	0	0	N/A	92.5%	93.6%	93.3%
% of Patients satisfied with the time they had to wait for an appointment	0	0	N/A	89.8%	88.8%	88.9%

\* This is based on patients treated on this contract for their most recent course of treatment. Figures in italics indicate the base number of FP17s or Patient Questionnaire responses are less than 100. N/A is shown where the base number of responses is less than 10 during the period. % is calculated as Quantity/Base number\*100



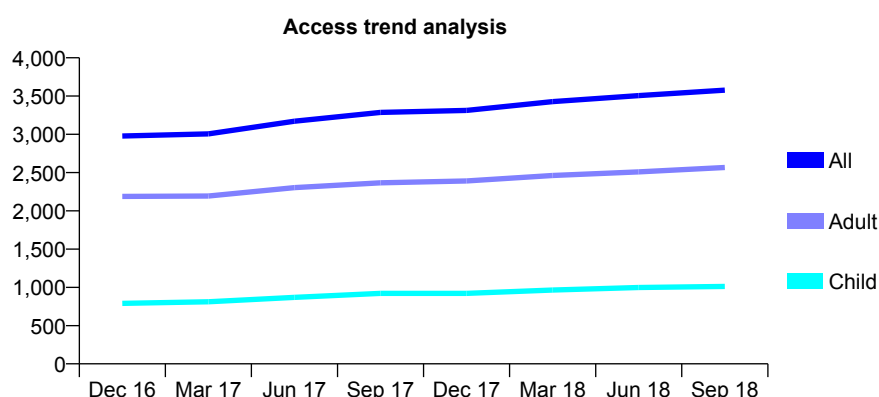
# Q68 - Vital Signs At a Glance Contract Report for 101435/0043 - September 2018

Name or company name	IDH Limited
Contract type name	GDS Contract
Purpose of contract	General
Contract start date	01/04/2006
Contract end date	

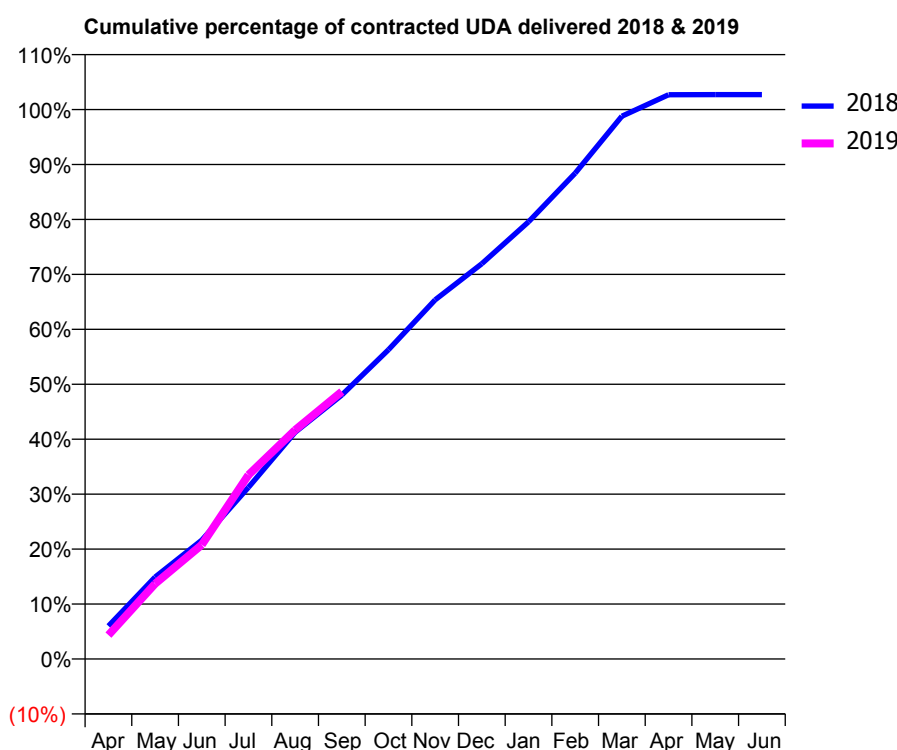
18/19 Contracted general activity (UDA)	9,058
Carry forward general activity (UDA)	0
18/19 Contracted orthodontic activity (UOA)	0
Carry forward orthodontic activity (UOA)	0
Baseline contract value	£212,583.31

## ACCESS\*

Patients seen in 24 months	Total	Change since previous quarter
Quarter ending September 2017	3,287	
Quarter ending December 2017	3,313	→
Quarter ending March 2018	3,427	↑
Quarter ending June 2018	3,506	↑
Quarter ending September 2018	3,577	↑
<b>Variance since September 2017</b>	<b>8.8%</b>	<b>↑</b>



## ACTIVITY



Adjusted Scheduled Activity (UDA)		
Month	2018	2019
April	544	394
May	1,351	1,242
June	1,959	1,884
July	2,829	3,033
August	3,738	3,775
September	4,351	4,408
October	5,098	
November	5,920	
December	6,516	
January	7,205	
February	8,009	
March	8,947	
April	9,301	
May	9,303	
June	9,303	

## QUALITY

	Quantity	Base Number	Contract	AT	Region	England
% of FP17s for the same patient ID Re-attending within 3 months - Children	22	572	3.8%	9.3%	11.1%	11.6%
% of FP17s for the same patient ID Re-attending within 3 months - Adults	103	1,262	8.2%	14.9%	15.3%	15.5%
% of FP17s for the same patient ID Re-attending between 3 & 9 months - Children	202	572	35.3%	59.8%	61.1%	58.8%
% of FP17s for the same patient ID Re-attending between 3 & 9 months - Adults	411	1,262	32.6%	51.6%	52.3%	51.1%
% of FP17s for Band 1 Urgent Courses	86	1,719	5.0%	9.4%	9.5%	9.0%
% of FP17s Relating to Free Repair or Replacements	10	1,719	0.6%	0.5%	0.7%	0.8%
% of FP17s Relating to Continuations	19	1,719	1.1%	0.8%	0.8%	0.9%
% of Patients satisfied with the dentistry they have received	1	1	N/A	92.5%	93.6%	93.3%
% of Patients satisfied with the time they had to wait for an appointment	1	1	N/A	89.8%	88.8%	88.9%

\* This is based on patients treated on this contract for their most recent course of treatment. Figures in italics indicate the base number of FP17s or Patient Questionnaire responses are less than 100. N/A is shown where the base number of responses is less than 10 during the period. % is calculated as Quantity/Base number\*100

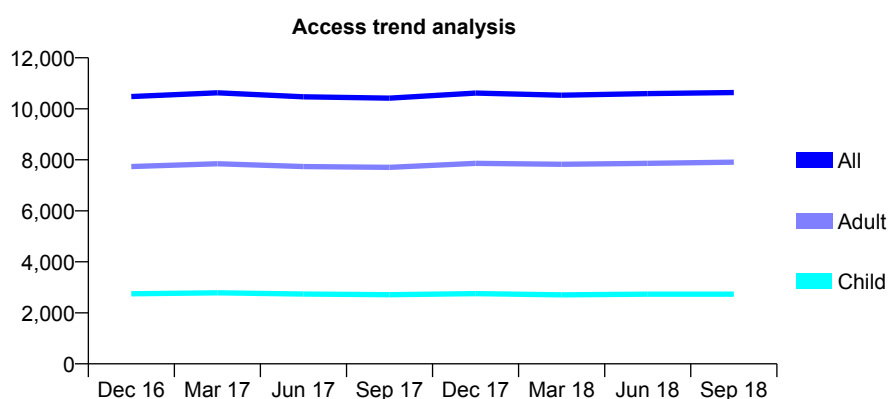
## Q68 - Vital Signs At a Glance Contract Report for 101435/0044 - September 2018

Name or company name	IDH Limited
Contract type name	GDS Contract
Purpose of contract	General
Contract start date	15/05/2006
Contract end date	

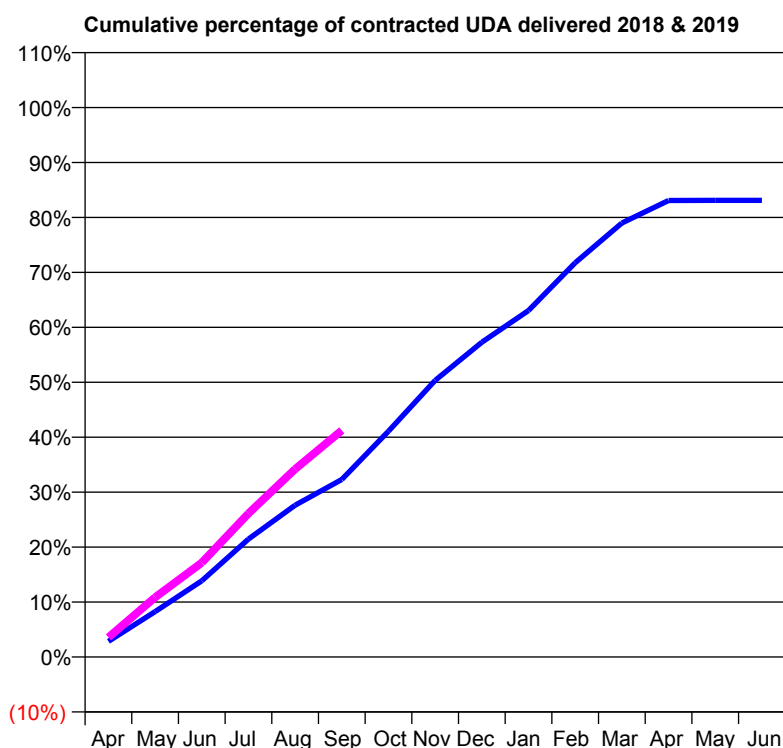
18/19 Contracted general activity (UDA)	28,158
Carry forward general activity (UDA)	0
18/19 Contracted orthodontic activity (UOA)	0
Carry forward orthodontic activity (UOA)	0
Baseline contract value	£799,555.72

### ACCESS\*

Patients seen in 24 months	Total	Change since previous quarter
Quarter ending September 2017	10,418	
Quarter ending December 2017	10,615	→
Quarter ending March 2018	10,531	→
Quarter ending June 2018	10,596	→
Quarter ending September 2018	10,637	→
<b>Variance since September 2017</b>	<b>2.1%</b>	<b>↑</b>



### ACTIVITY



Adjusted Scheduled Activity (UDA)		
Month	2018	2019
April	800	1,011
May	2,328	3,057
June	3,906	4,836
July	6,047	7,353
August	7,776	9,630
September	9,098	11,615
October	11,569	
November	14,172	
December	16,129	
January	17,754	
February	20,200	
March	22,236	
April	23,395	
May	23,398	
June	23,399	

### QUALITY

	Quantity	Base Number	Contract	AT	Region	England
% of FP17s for the same patient ID Re-attending within 3 months - Children	44	1,866	2.4%	9.3%	11.1%	11.6%
% of FP17s for the same patient ID Re-attending within 3 months - Adults	286	4,726	6.1%	14.9%	15.3%	15.5%
% of FP17s for the same patient ID Re-attending between 3 & 9 months - Children	1,019	1,866	54.6%	59.8%	61.1%	58.8%
% of FP17s for the same patient ID Re-attending between 3 & 9 months - Adults	2,480	4,726	52.5%	51.6%	52.3%	51.1%
% of FP17s for Band 1 Urgent Courses	349	5,946	5.9%	9.4%	9.5%	9.0%
% of FP17s Relating to Free Repair or Replacements	20	5,946	0.3%	0.5%	0.7%	0.8%
% of FP17s Relating to Continuations	17	5,946	0.3%	0.8%	0.8%	0.9%
% of Patients satisfied with the dentistry they have received	5	5	N/A	92.5%	93.6%	93.3%
% of Patients satisfied with the time they had to wait for an appointment	5	5	N/A	89.8%	88.8%	88.9%

\* This is based on patients treated on this contract for their most recent course of treatment. Figures in italics indicate the base number of FP17s or Patient Questionnaire responses are less than 100. N/A is shown where the base number of responses is less than 10 during the period. % is calculated as Quantity/Base number\*100

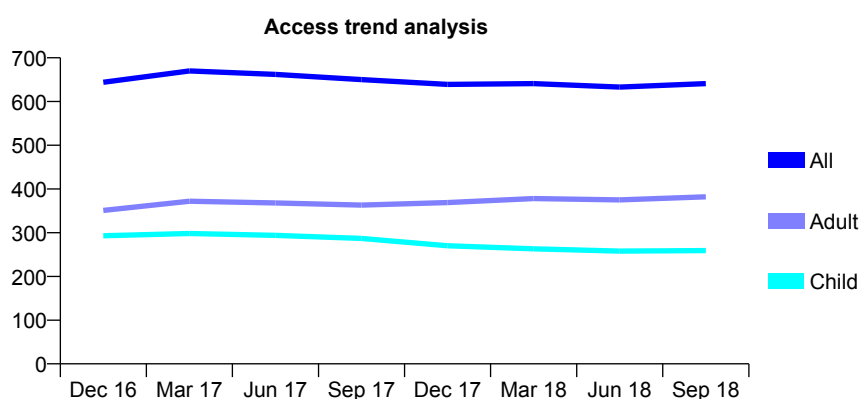
## Q68 - Vital Signs At a Glance Contract Report for 102091/0001 - September 2018

Name or company name	Gresham Dental Practice Limited
Contract type name	GDS Contract
Purpose of contract	General
Contract start date	01/10/2011
Contract end date	

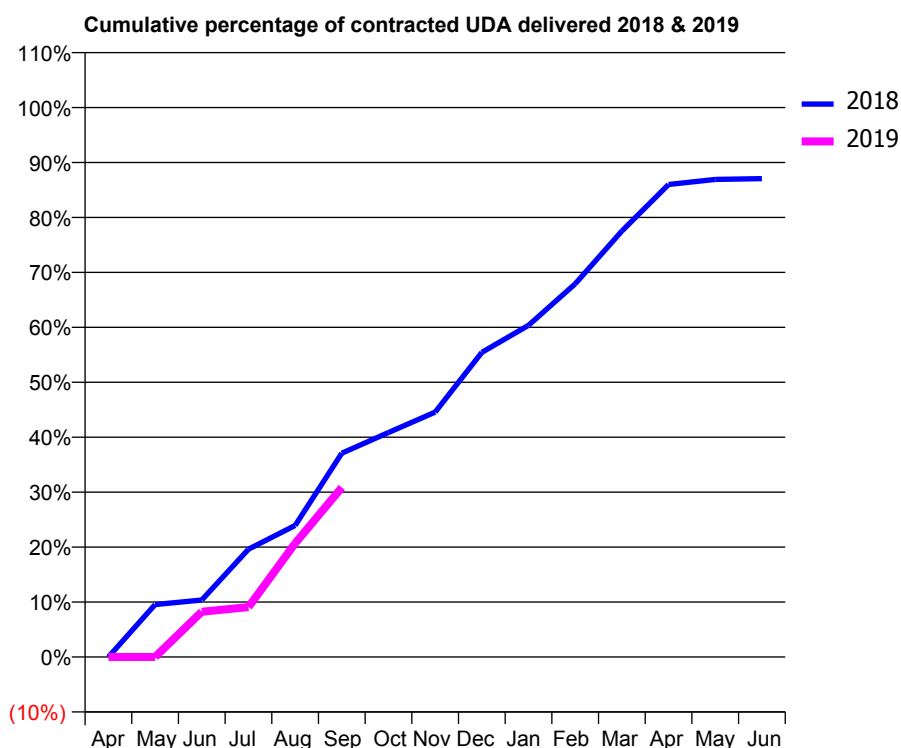
18/19 Contracted general activity (UDA)	1,300
Carry forward general activity (UDA)	0
18/19 Contracted orthodontic activity (UOA)	0
Carry forward orthodontic activity (UOA)	0
Baseline contract value	£28,932.08

### ACCESS\*

Patients seen in 24 months	Total	Change since previous quarter
Quarter ending September 2017	650	
Quarter ending December 2017	639	↓
Quarter ending March 2018	641	→
Quarter ending June 2018	633	↓
Quarter ending September 2018	641	→
<b>Variance since September 2017</b>	<b>(1.4%)</b>	<b>↓</b>



### ACTIVITY



Adjusted Scheduled Activity (UDA)		
Month	2018	2019
April	0	0
May	124	0
June	135	107
July	255	118
August	311	269
September	482	401
October	531	
November	579	
December	721	
January	785	
February	883	
March	1,008	
April	1,118	
May	1,130	
June	1,132	

### QUALITY

	Quantity	Base Number	Contract	AT	Region	England
% of FP17s for the same patient ID Re-attending within 3 months - Children	1	117	0.9%	9.3%	11.1%	11.6%
% of FP17s for the same patient ID Re-attending within 3 months - Adults	13	172	7.6%	14.9%	15.3%	15.5%
% of FP17s for the same patient ID Re-attending between 3 & 9 months - Children	50	117	42.7%	59.8%	61.1%	58.8%
% of FP17s for the same patient ID Re-attending between 3 & 9 months - Adults	70	172	40.7%	51.6%	52.3%	51.1%
% of FP17s for Band 1 Urgent Courses	1	239	0.4%	9.4%	9.5%	9.0%
% of FP17s Relating to Free Repair or Replacements	1	239	0.4%	0.5%	0.7%	0.8%
% of FP17s Relating to Continuations	0	239	0.0%	0.8%	0.8%	0.9%
% of Patients satisfied with the dentistry they have received	0	0	N/A	92.5%	93.6%	93.3%
% of Patients satisfied with the time they had to wait for an appointment	0	0	N/A	89.8%	88.8%	88.9%

\* This is based on patients treated on this contract for their most recent course of treatment. Figures in italics indicate the base number of FP17s or Patient Questionnaire responses are less than 100. N/A is shown where the base number of responses is less than 10 during the period. % is calculated as Quantity/Base number\*100

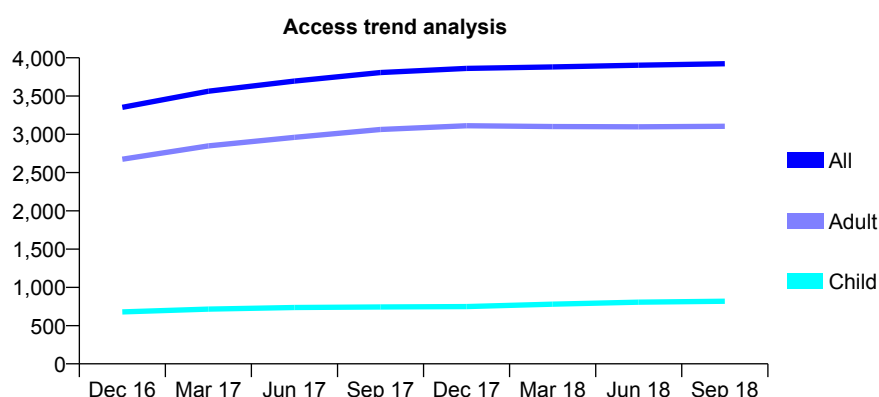
# Q68 - Vital Signs At a Glance Contract Report for 102326/0001 - September 2018

Name or company name	Dental Surgery
Contract type name	GDS Contract
Purpose of contract	General
Contract start date	15/10/2015
Contract end date	

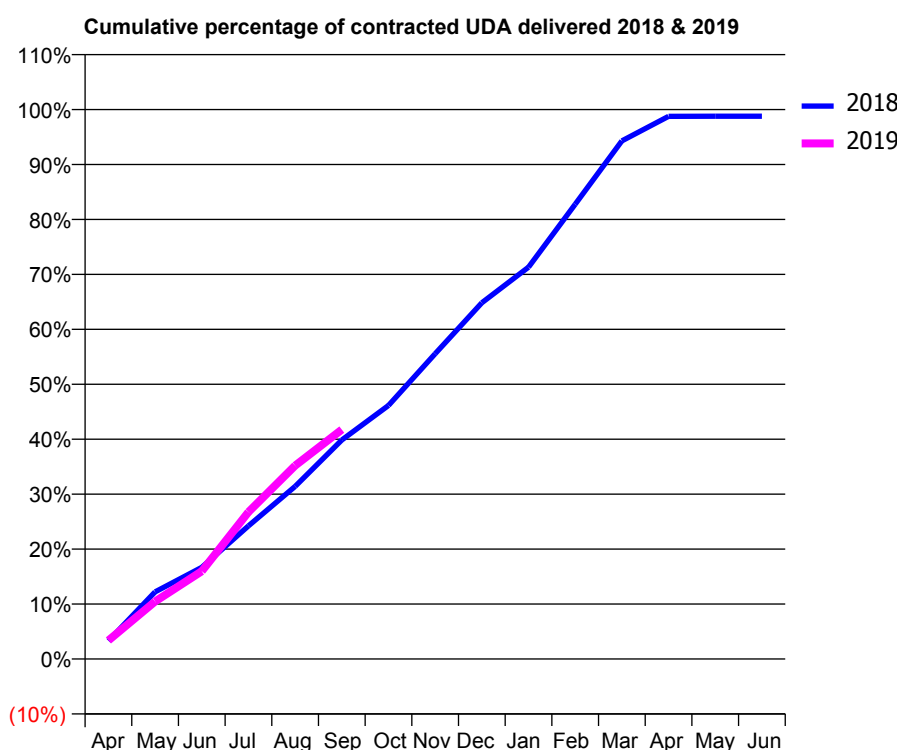
18/19 Contracted general activity (UDA)	14,566
Carry forward general activity (UDA)	176
18/19 Contracted orthodontic activity (UOA)	0
Carry forward orthodontic activity (UOA)	0
Baseline contract value	£311,598.09

## ACCESS\*

Patients seen in 24 months	Total	Change since previous quarter
Quarter ending September 2017	3,807	
Quarter ending December 2017	3,861	→
Quarter ending March 2018	3,881	→
Quarter ending June 2018	3,904	→
Quarter ending September 2018	3,923	→
<b>Variance since September 2017</b>	<b>3.0%</b>	<b>↑</b>



## ACTIVITY



Adjusted Scheduled Activity (UDA)		
Month	2018	2019
April	481	492
May	1,779	1,524
June	2,431	2,329
July	3,531	3,897
August	4,575	5,128
September	5,804	6,080
October	6,722	
November	8,093	
December	9,443	
January	10,385	
February	12,055	
March	13,734	
April	14,385	
May	14,389	
June	14,389	

## QUALITY

	Quantity	Base Number	Contract	AT	Region	England
% of FP17s for the same patient ID Re-attending within 3 months - Children	44	554	7.9%	9.3%	11.1%	11.6%
% of FP17s for the same patient ID Re-attending within 3 months - Adults	376	2,193	17.1%	14.9%	15.3%	15.5%
% of FP17s for the same patient ID Re-attending between 3 & 9 months - Children	325	554	58.7%	59.8%	61.1%	58.8%
% of FP17s for the same patient ID Re-attending between 3 & 9 months - Adults	1,297	2,193	59.1%	51.6%	52.3%	51.1%
% of FP17s for Band 1 Urgent Courses	367	2,551	14.4%	9.4%	9.5%	9.0%
% of FP17s Relating to Free Repair or Replacements	1	2,551	0.0%	0.5%	0.7%	0.8%
% of FP17s Relating to Continuations	12	2,551	0.5%	0.8%	0.8%	0.9%
% of Patients satisfied with the dentistry they have received	1	1	N/A	92.5%	93.6%	93.3%
% of Patients satisfied with the time they had to wait for an appointment	1	1	N/A	89.8%	88.8%	88.9%

\* This is based on patients treated on this contract for their most recent course of treatment. Figures in italics indicate the base number of FP17s or Patient Questionnaire responses are less than 100. N/A is shown where the base number of responses is less than 10 during the period. % is calculated as Quantity/Base number\*100

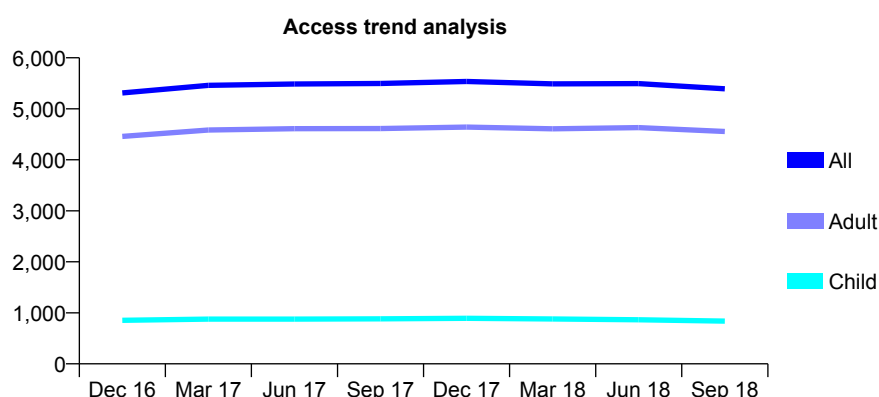
# Q68 - Vital Signs At a Glance Contract Report for 102474/0001 - September 2018

Name or company name	Elizabeth Horn
Contract type name	GDS Contract
Purpose of contract	General
Contract start date	01/09/2012
Contract end date	

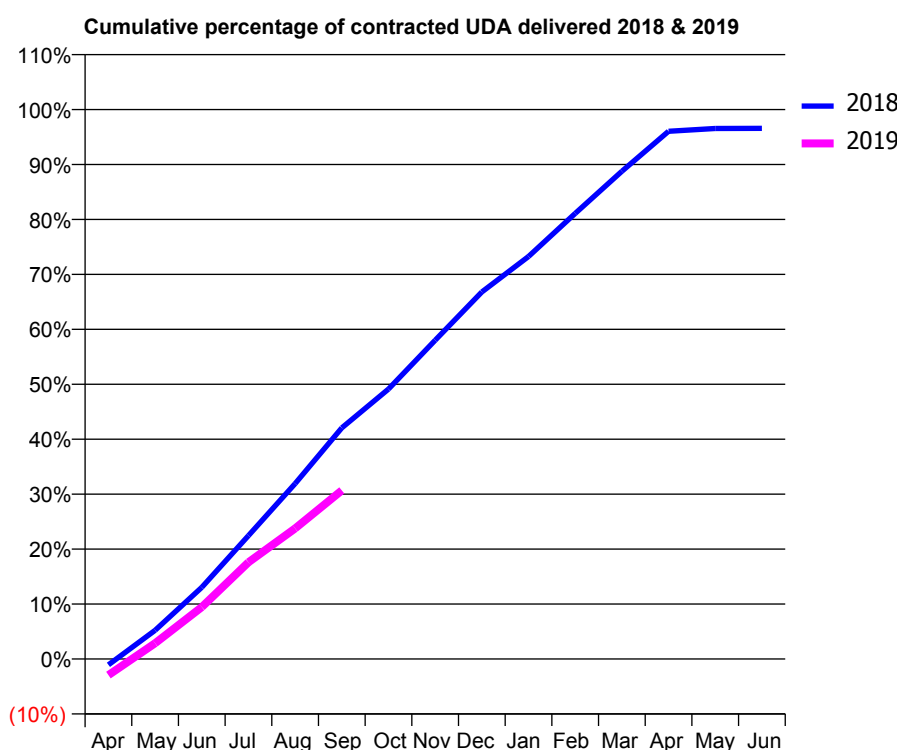
18/19 Contracted general activity (UDA)	16,133
Carry forward general activity (UDA)	552
18/19 Contracted orthodontic activity (UOA)	0
Carry forward orthodontic activity (UOA)	0
Baseline contract value	£494,931.58

## ACCESS\*

Patients seen in 24 months	Total	Change since previous quarter
Quarter ending September 2017	5,496	
Quarter ending December 2017	5,536	→
Quarter ending March 2018	5,488	→
Quarter ending June 2018	5,495	→
Quarter ending September 2018	5,392	↓
<b>Variance since September 2017</b>	<b>(1.9%)</b>	<b>↓</b>



## ACTIVITY



Adjusted Scheduled Activity (UDA)		
Month	2018	2019
April	-176	-475
May	842	464
June	2,104	1,526
July	3,622	2,841
August	5,151	3,836
September	6,788	4,949
October	7,928	
November	9,358	
December	10,776	
January	11,817	
February	13,081	
March	14,319	
April	15,494	
May	15,577	
June	15,580	

## QUALITY

	Quantity	Base Number	Contract	AT	Region	England
% of FP17s for the same patient ID Re-attending within 3 months - Children	11	401	2.7%	9.3%	11.1%	11.6%
% of FP17s for the same patient ID Re-attending within 3 months - Adults	210	2,270	9.3%	14.9%	15.3%	15.5%
% of FP17s for the same patient ID Re-attending between 3 & 9 months - Children	108	401	26.9%	59.8%	61.1%	58.8%
% of FP17s for the same patient ID Re-attending between 3 & 9 months - Adults	797	2,270	35.1%	51.6%	52.3%	51.1%
% of FP17s for Band 1 Urgent Courses	57	2,194	2.6%	9.4%	9.5%	9.0%
% of FP17s Relating to Free Repair or Replacements	13	2,194	0.6%	0.5%	0.7%	0.8%
% of FP17s Relating to Continuations	2	2,194	0.1%	0.8%	0.8%	0.9%
% of Patients satisfied with the dentistry they have received	3	3	N/A	92.5%	93.6%	93.3%
% of Patients satisfied with the time they had to wait for an appointment	3	3	N/A	89.8%	88.8%	88.9%

\* This is based on patients treated on this contract for their most recent course of treatment. Figures in italics indicate the base number of FP17s or Patient Questionnaire responses are less than 100. N/A is shown where the base number of responses is less than 10 during the period. % is calculated as Quantity/Base number\*100

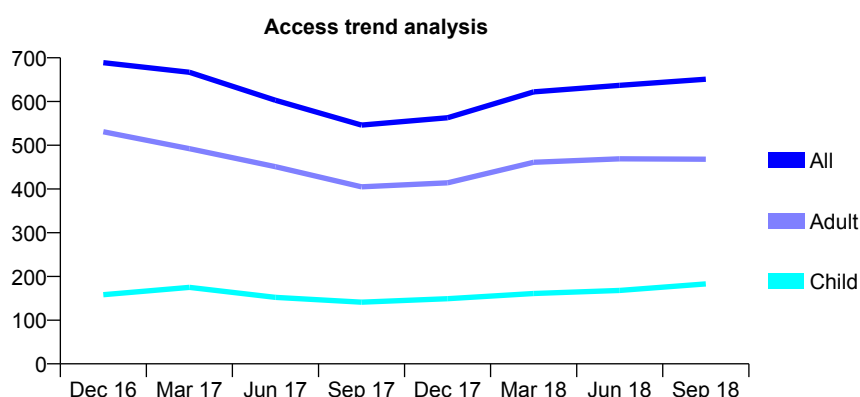
# Q68 - Vital Signs At a Glance Contract Report for 102822/0001 - September 2018

Name or company name	Goodwood Court Dental Practice
Contract type name	GDS Contract
Purpose of contract	General
Contract start date	01/02/2014
Contract end date	

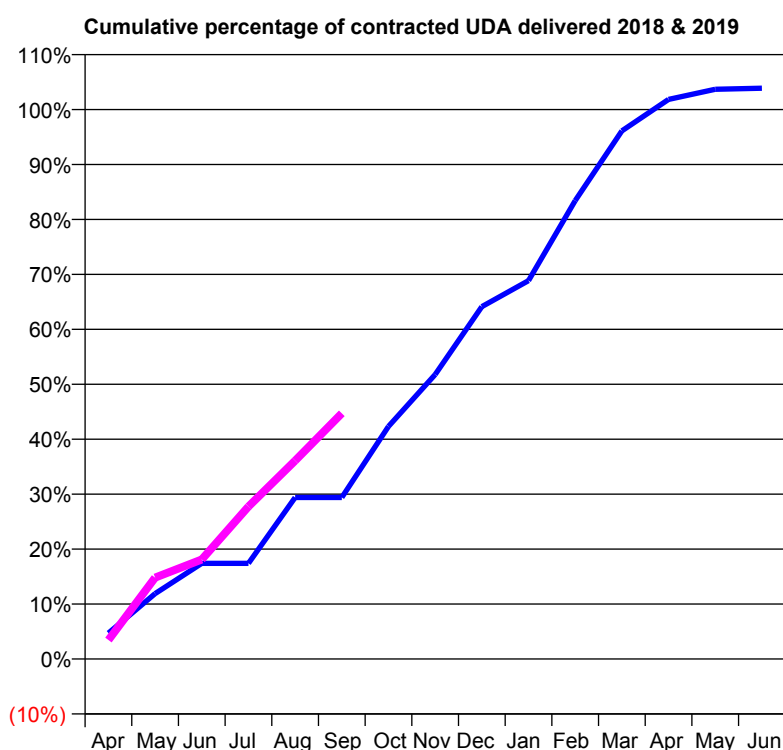
18/19 Contracted general activity (UDA)	1,567
Carry forward general activity (UDA)	0
18/19 Contracted orthodontic activity (UOA)	0
Carry forward orthodontic activity (UOA)	0
Baseline contract value	£43,376.11

## ACCESS\*

Patients seen in 24 months	Total	Change since previous quarter
Quarter ending September 2017	546	
Quarter ending December 2017	563	↑
Quarter ending March 2018	622	↑
Quarter ending June 2018	637	↑
Quarter ending September 2018	651	↑
<b>Variance since September 2017</b>	<b>19.2%</b>	<b>↑</b>



## ACTIVITY



Adjusted Scheduled Activity (UDA)		
Month	2018	2019
April	74	54
May	186	232
June	273	284
July	273	435
August	461	566
September	461	701
October	663	
November	811	
December	1,005	
January	1,079	
February	1,307	
March	1,506	
April	1,596	
May	1,625	
June	1,628	

## QUALITY

	Quantity	Base Number	Contract	AT	Region	England
% of FP17s for the same patient ID Re-attending within 3 months - Children	8	136	5.9%	9.3%	11.1%	11.6%
% of FP17s for the same patient ID Re-attending within 3 months - Adults	32	297	10.8%	14.9%	15.3%	15.5%
% of FP17s for the same patient ID Re-attending between 3 & 9 months - Children	76	136	55.9%	59.8%	61.1%	58.8%
% of FP17s for the same patient ID Re-attending between 3 & 9 months - Adults	181	297	60.9%	51.6%	52.3%	51.1%
% of FP17s for Band 1 Urgent Courses	28	384	7.3%	9.4%	9.5%	9.0%
% of FP17s Relating to Free Repair or Replacements	0	384	0.0%	0.5%	0.7%	0.8%
% of FP17s Relating to Continuations	2	384	0.5%	0.8%	0.8%	0.9%
% of Patients satisfied with the dentistry they have received	0	0	N/A	92.5%	93.6%	93.3%
% of Patients satisfied with the time they had to wait for an appointment	0	0	N/A	89.8%	88.8%	88.9%

\* This is based on patients treated on this contract for their most recent course of treatment. Figures in italics indicate the base number of FP17s or Patient Questionnaire responses are less than 100. N/A is shown where the base number of responses is less than 10 during the period. % is calculated as Quantity/Base number\*100

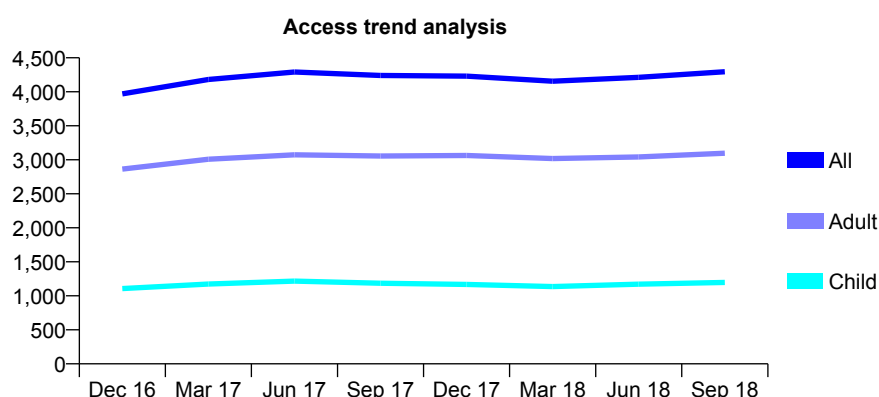
# Q68 - Vital Signs At a Glance Contract Report for 103985/0001 - September 2018

Name or company name	Northgate Dental Care Ltd
Contract type name	GDS Contract
Purpose of contract	General
Contract start date	01/11/2007
Contract end date	

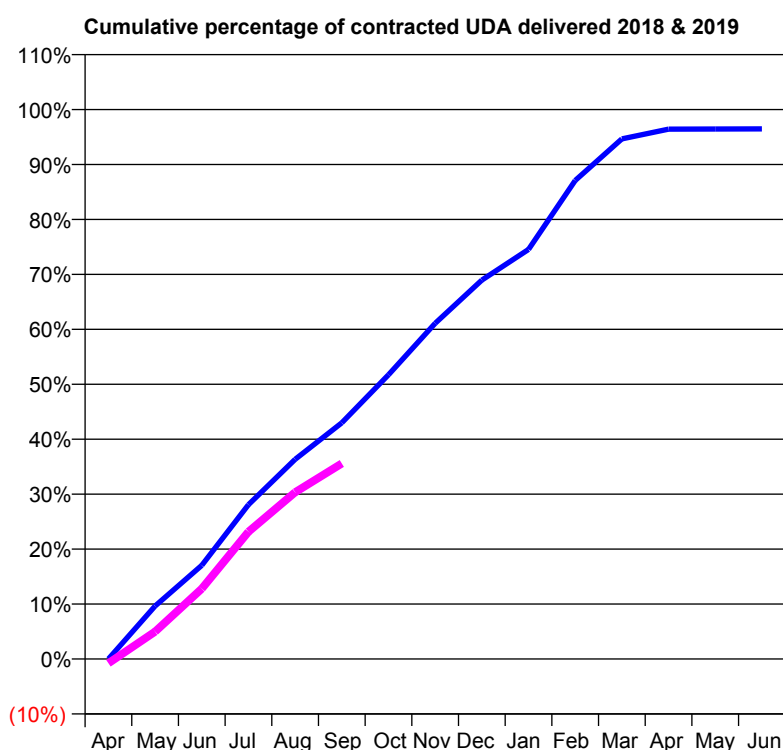
18/19 Contracted general activity (UDA)	11,756
Carry forward general activity (UDA)	415
18/19 Contracted orthodontic activity (UOA)	0
Carry forward orthodontic activity (UOA)	0
Baseline contract value	£307,383.78

## ACCESS\*

Patients seen in 24 months	Total	Change since previous quarter
Quarter ending September 2017	4,240	
Quarter ending December 2017	4,231	→
Quarter ending March 2018	4,156	↓
Quarter ending June 2018	4,213	→
Quarter ending September 2018	4,295	→
<b>Variance since September 2017</b>	<b>1.3%</b>	<b>→</b>



## ACTIVITY



Adjusted Scheduled Activity (UDA)		
Month	2018	2019
April	0	-94
May	1,135	586
June	2,004	1,505
July	3,303	2,723
August	4,272	3,568
September	5,053	4,184
October	6,082	
November	7,182	
December	8,106	
January	8,761	
February	10,238	
March	11,126	
April	11,336	
May	11,339	
June	11,341	

## QUALITY

	Quantity	Base Number	Contract	AT	Region	England
% of FP17s for the same patient ID Re-attending within 3 months - Children	33	698	4.7%	9.3%	11.1%	11.6%
% of FP17s for the same patient ID Re-attending within 3 months - Adults	164	1,475	11.1%	14.9%	15.3%	15.5%
% of FP17s for the same patient ID Re-attending between 3 & 9 months - Children	260	698	37.2%	59.8%	61.1%	58.8%
% of FP17s for the same patient ID Re-attending between 3 & 9 months - Adults	481	1,475	32.6%	51.6%	52.3%	51.1%
% of FP17s for Band 1 Urgent Courses	319	2,122	15.0%	9.4%	9.5%	9.0%
% of FP17s Relating to Free Repair or Replacements	10	2,122	0.5%	0.5%	0.7%	0.8%
% of FP17s Relating to Continuations	36	2,122	1.7%	0.8%	0.8%	0.9%
% of Patients satisfied with the dentistry they have received	1	1	N/A	92.5%	93.6%	93.3%
% of Patients satisfied with the time they had to wait for an appointment	1	1	N/A	89.8%	88.8%	88.9%

\* This is based on patients treated on this contract for their most recent course of treatment. Figures in italics indicate the base number of FP17s or Patient Questionnaire responses are less than 100. N/A is shown where the base number of responses is less than 10 during the period. % is calculated as Quantity/Base number\*100



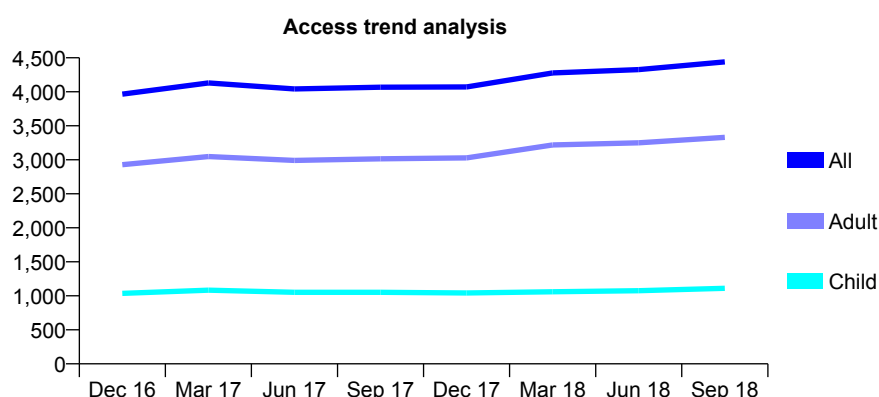
# Q68 - Vital Signs At a Glance Contract Report for 104051/0001 - September 2018

Name or company name	Mermaid Dental Care Limited
Contract type name	GDS Contract
Purpose of contract	General
Contract start date	01/11/2010
Contract end date	

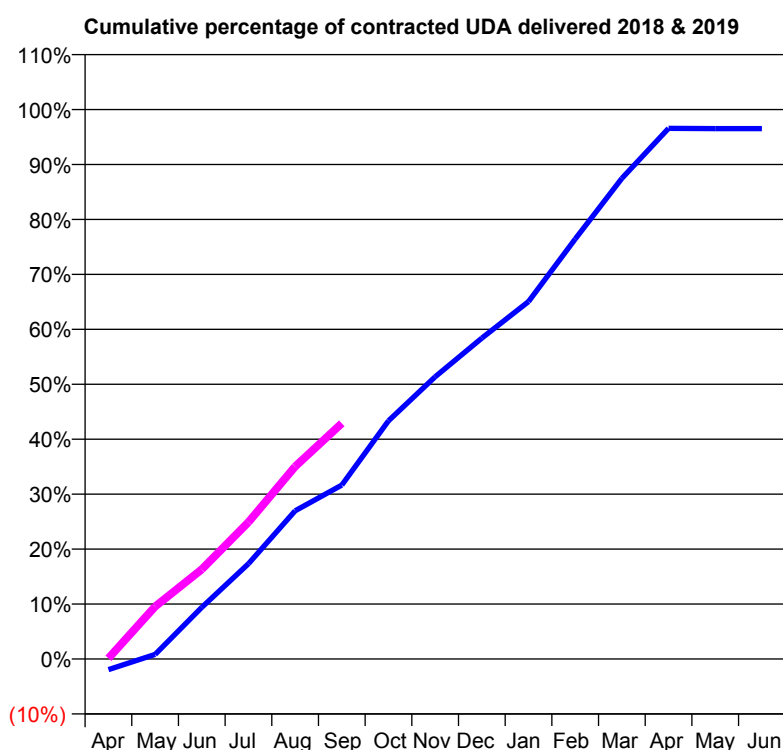
18/19 Contracted general activity (UDA)	13,475
Carry forward general activity (UDA)	467
18/19 Contracted orthodontic activity (UOA)	0
Carry forward orthodontic activity (UOA)	0
Baseline contract value	£449,986.91

## ACCESS\*

Patients seen in 24 months	Total	Change since previous quarter
Quarter ending September 2017	4,067	
Quarter ending December 2017	4,071	→
Quarter ending March 2018	4,278	↑
Quarter ending June 2018	4,326	→
Quarter ending September 2018	4,440	↑
<b>Variance since September 2017</b>	<b>9.2%</b>	<b>↑</b>



## ACTIVITY



Adjusted Scheduled Activity (UDA)		
Month	2018	2019
April	-263	19
May	113	1,288
June	1,268	2,201
July	2,337	3,356
August	3,635	4,720
September	4,266	5,781
October	5,841	
November	6,921	
December	7,870	
January	8,765	
February	10,298	
March	11,787	
April	13,013	
May	13,007	
June	13,007	

## QUALITY

	Quantity	Base Number	Contract	AT	Region	England
% of FP17s for the same patient ID Re-attending within 3 months - Children	46	744	6.2%	9.3%	11.1%	11.6%
% of FP17s for the same patient ID Re-attending within 3 months - Adults	472	2,177	21.7%	14.9%	15.3%	15.5%
% of FP17s for the same patient ID Re-attending between 3 & 9 months - Children	380	744	51.1%	59.8%	61.1%	58.8%
% of FP17s for the same patient ID Re-attending between 3 & 9 months - Adults	659	2,177	30.3%	51.6%	52.3%	51.1%
% of FP17s for Band 1 Urgent Courses	419	2,570	16.3%	9.4%	9.5%	9.0%
% of FP17s Relating to Free Repair or Replacements	18	2,570	0.7%	0.5%	0.7%	0.8%
% of FP17s Relating to Continuations	62	2,570	2.4%	0.8%	0.8%	0.9%
% of Patients satisfied with the dentistry they have received	0	1	N/A	92.5%	93.6%	93.3%
% of Patients satisfied with the time they had to wait for an appointment	1	1	N/A	89.8%	88.8%	88.9%

\* This is based on patients treated on this contract for their most recent course of treatment. Figures in italics indicate the base number of FP17s or Patient Questionnaire responses are less than 100. N/A is shown where the base number of responses is less than 10 during the period. % is calculated as Quantity/Base number\*100

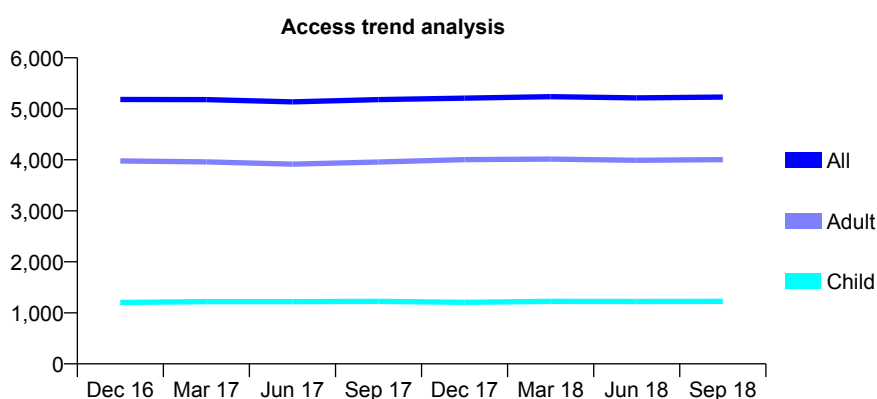
## Q68 - Vital Signs At a Glance Contract Report for 104051/0002 - September 2018

Name or company name	Mermaid Dental Care Limited
Contract type name	GDS Contract
Purpose of contract	General
Contract start date	01/11/2010
Contract end date	

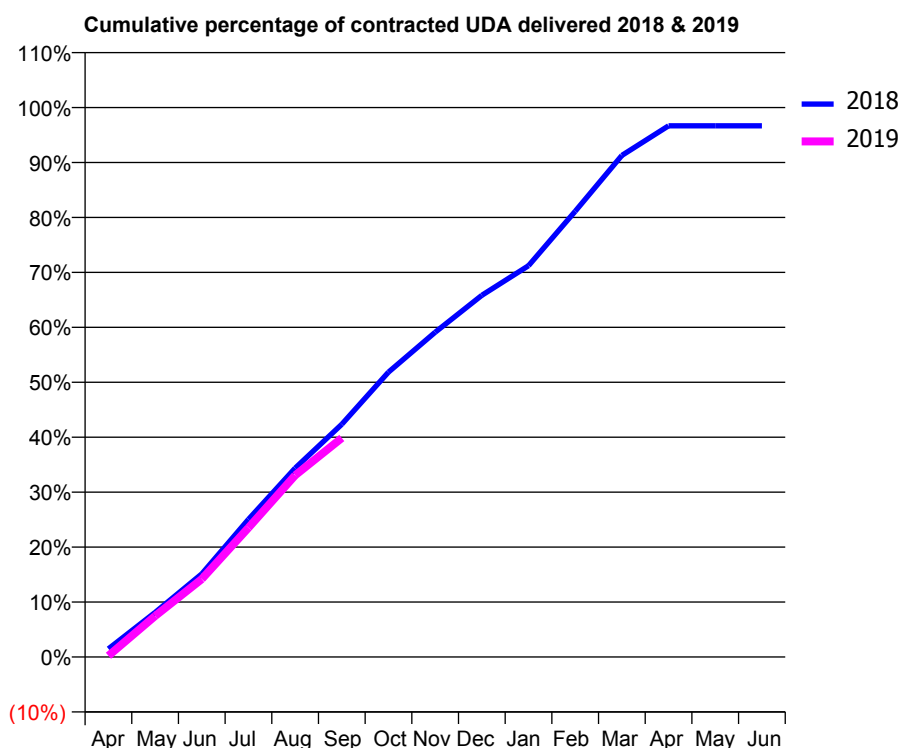
18/19 Contracted general activity (UDA)	17,855
Carry forward general activity (UDA)	596
18/19 Contracted orthodontic activity (UOA)	0
Carry forward orthodontic activity (UOA)	0
Baseline contract value	£482,504.09

### ACCESS\*

Patients seen in 24 months	Total	Change since previous quarter
Quarter ending September 2017	5,180	
Quarter ending December 2017	5,210	→
Quarter ending March 2018	5,239	→
Quarter ending June 2018	5,214	→
Quarter ending September 2018	5,229	→
<b>Variance since September 2017</b>	<b>0.9%</b>	<b>→</b>



### ACTIVITY



Adjusted Scheduled Activity (UDA)		
Month	2018	2019
April	267	42
May	1,450	1,331
June	2,701	2,533
July	4,474	4,199
August	6,139	5,905
September	7,562	7,118
October	9,257	
November	10,553	
December	11,753	
January	12,715	
February	14,482	
March	16,296	
April	17,259	
May	17,259	
June	17,259	

### QUALITY

	Quantity	Base Number	Contract	AT	Region	England
% of FP17s for the same patient ID Re-attending within 3 months - Children	53	857	6.2%	9.3%	11.1%	11.6%
% of FP17s for the same patient ID Re-attending within 3 months - Adults	354	2,574	13.8%	14.9%	15.3%	15.5%
% of FP17s for the same patient ID Re-attending between 3 & 9 months - Children	443	857	51.7%	59.8%	61.1%	58.8%
% of FP17s for the same patient ID Re-attending between 3 & 9 months - Adults	1,049	2,574	40.8%	51.6%	52.3%	51.1%
% of FP17s for Band 1 Urgent Courses	355	3,159	11.2%	9.4%	9.5%	9.0%
% of FP17s Relating to Free Repair or Replacements	14	3,159	0.4%	0.5%	0.7%	0.8%
% of FP17s Relating to Continuations	71	3,159	2.2%	0.8%	0.8%	0.9%
% of Patients satisfied with the dentistry they have received	5	6	N/A	92.5%	93.6%	93.3%
% of Patients satisfied with the time they had to wait for an appointment	5	6	N/A	89.8%	88.8%	88.9%

\* This is based on patients treated on this contract for their most recent course of treatment. Figures in italics indicate the base number of FP17s or Patient Questionnaire responses are less than 100. N/A is shown where the base number of responses is less than 10 during the period. % is calculated as Quantity/Base number\*100

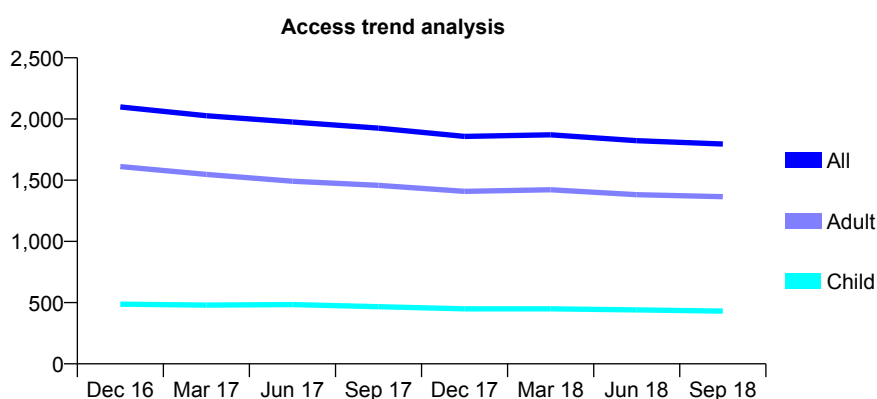
## Q68 - Vital Signs At a Glance Contract Report for 104833/0001 - September 2018

Name or company name	J F Royle and R N Chadha
Contract type name	GDS Contract
Purpose of contract	General
Contract start date	07/12/2009
Contract end date	

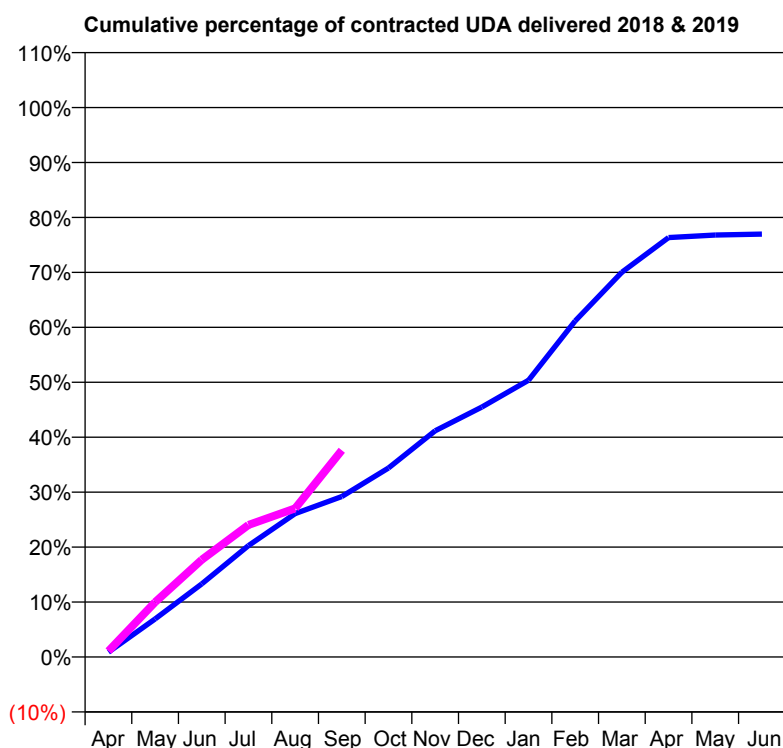
18/19 Contracted general activity (UDA)	5,400
Carry forward general activity (UDA)	0
18/19 Contracted orthodontic activity (UOA)	0
Carry forward orthodontic activity (UOA)	0
Baseline contract value	£137,119.39

### ACCESS\*

Patients seen in 24 months	Total	Change since previous quarter
Quarter ending September 2017	1,925	
Quarter ending December 2017	1,858	↓
Quarter ending March 2018	1,871	→
Quarter ending June 2018	1,823	↓
Quarter ending September 2018	1,796	↓
<b>Variance since September 2017</b>	<b>(6.7%)</b>	<b>↓</b>



### ACTIVITY



Adjusted Scheduled Activity (UDA)		
Month	2018	2019
April	48	58
May	374	539
June	719	956
July	1,095	1,298
August	1,409	1,460
September	1,577	2,032
October	1,858	
November	2,223	
December	2,457	
January	2,720	
February	3,302	
March	3,782	
April	4,122	
May	4,147	
June	4,156	

### QUALITY

	Quantity	Base Number	Contract	AT	Region	England
% of FP17s for the same patient ID Re-attending within 3 months - Children	17	282	6.0%	9.3%	11.1%	11.6%
% of FP17s for the same patient ID Re-attending within 3 months - Adults	123	917	13.4%	14.9%	15.3%	15.5%
% of FP17s for the same patient ID Re-attending between 3 & 9 months - Children	145	282	51.4%	59.8%	61.1%	58.8%
% of FP17s for the same patient ID Re-attending between 3 & 9 months - Adults	388	917	42.3%	51.6%	52.3%	51.1%
% of FP17s for Band 1 Urgent Courses	134	1,021	13.1%	9.4%	9.5%	9.0%
% of FP17s Relating to Free Repair or Replacements	10	1,021	1.0%	0.5%	0.7%	0.8%
% of FP17s Relating to Continuations	5	1,021	0.5%	0.8%	0.8%	0.9%
% of Patients satisfied with the dentistry they have received	1	1	N/A	92.5%	93.6%	93.3%
% of Patients satisfied with the time they had to wait for an appointment	1	1	N/A	89.8%	88.8%	88.9%

\* This is based on patients treated on this contract for their most recent course of treatment. Figures in italics indicate the base number of FP17s or Patient Questionnaire responses are less than 100. N/A is shown where the base number of responses is less than 10 during the period. % is calculated as Quantity/Base number\*100

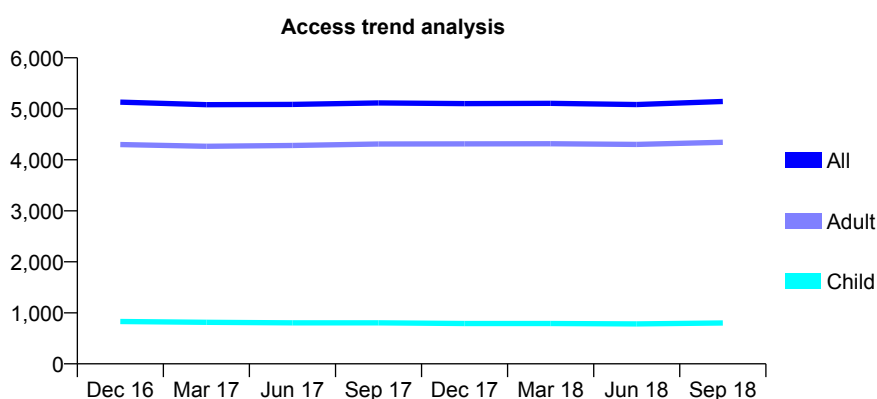
## Q68 - Vital Signs At a Glance Contract Report for 104922/0001 - September 2018

Name or company name	Queens Crescent Dental Practice Ltd
Contract type name	GDS Contract
Purpose of contract	General
Contract start date	01/02/2007
Contract end date	

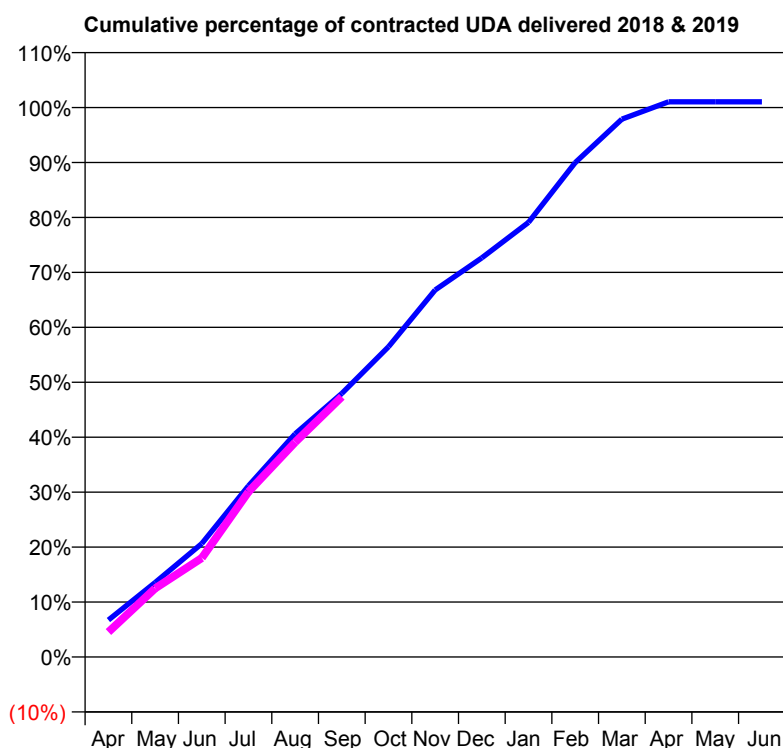
18/19 Contracted general activity (UDA)	15,639
Carry forward general activity (UDA)	0
18/19 Contracted orthodontic activity (UOA)	0
Carry forward orthodontic activity (UOA)	0
Baseline contract value	£430,204.09

### ACCESS\*

Patients seen in 24 months	Total	Change since previous quarter
Quarter ending September 2017	5,114	
Quarter ending December 2017	5,103	→
Quarter ending March 2018	5,106	→
Quarter ending June 2018	5,084	→
Quarter ending September 2018	5,145	→
<b>Variance since September 2017</b>	<b>0.6%</b>	<b>→</b>



### ACTIVITY



Adjusted Scheduled Activity (UDA)		
Month	2018	2019
April	1,053	710
May	2,120	1,951
June	3,227	2,817
July	4,870	4,701
August	6,352	6,113
September	7,501	7,408
October	8,829	
November	10,447	
December	11,362	
January	12,371	
February	14,069	
March	15,307	
April	15,803	
May	15,803	
June	15,803	

### QUALITY

	Quantity	Base Number	Contract	AT	Region	England
% of FP17s for the same patient ID Re-attending within 3 months - Children	17	561	3.0%	9.3%	11.1%	11.6%
% of FP17s for the same patient ID Re-attending within 3 months - Adults	472	3,286	14.4%	14.9%	15.3%	15.5%
% of FP17s for the same patient ID Re-attending between 3 & 9 months - Children	324	561	57.8%	59.8%	61.1%	58.8%
% of FP17s for the same patient ID Re-attending between 3 & 9 months - Adults	1,905	3,286	58.0%	51.6%	52.3%	51.1%
% of FP17s for Band 1 Urgent Courses	260	3,606	7.2%	9.4%	9.5%	9.0%
% of FP17s Relating to Free Repair or Replacements	18	3,606	0.5%	0.5%	0.7%	0.8%
% of FP17s Relating to Continuations	41	3,606	1.1%	0.8%	0.8%	0.9%
% of Patients satisfied with the dentistry they have received	4	4	N/A	92.5%	93.6%	93.3%
% of Patients satisfied with the time they had to wait for an appointment	4	4	N/A	89.8%	88.8%	88.9%

\* This is based on patients treated on this contract for their most recent course of treatment. Figures in italics indicate the base number of FP17s or Patient Questionnaire responses are less than 100. N/A is shown where the base number of responses is less than 10 during the period. % is calculated as Quantity/Base number\*100

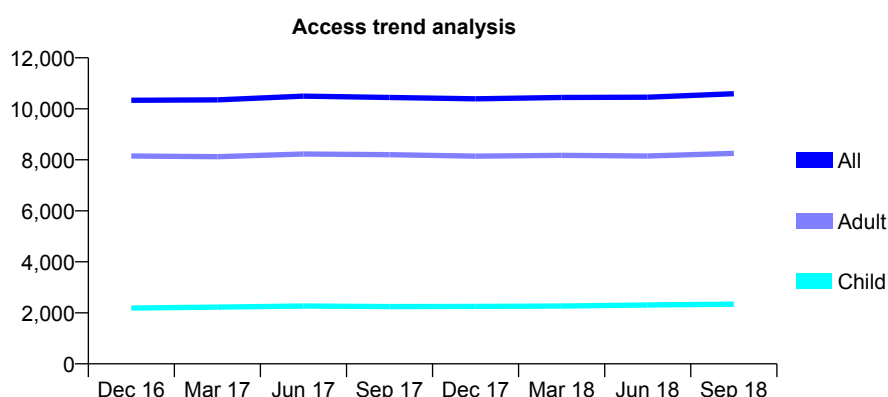
# Q68 - Vital Signs At a Glance Contract Report for 105414/0002 - September 2018

Name or company name	First Choice Dental Limited
Contract type name	GDS Contract
Purpose of contract	General
Contract start date	01/04/2006
Contract end date	

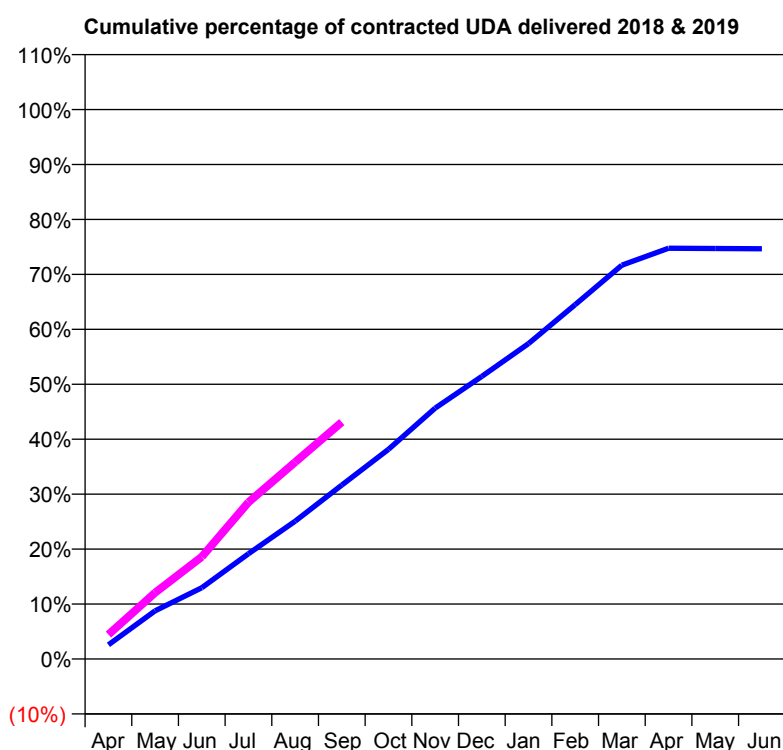
18/19 Contracted general activity (UDA)	33,100
Carry forward general activity (UDA)	0
18/19 Contracted orthodontic activity (UOA)	0
Carry forward orthodontic activity (UOA)	0
Baseline contract value	£833,692.85

## ACCESS\*

Patients seen in 24 months	Total	Change since previous quarter
Quarter ending September 2017	10,445	
Quarter ending December 2017	10,392	→
Quarter ending March 2018	10,443	→
Quarter ending June 2018	10,456	→
Quarter ending September 2018	10,592	→
<b>Variance since September 2017</b>	<b>1.4%</b>	<b>→</b>



## ACTIVITY



Adjusted Scheduled Activity (UDA)		
Month	2018	2019
April	963	1,476
May	3,256	4,000
June	4,815	6,161
July	7,110	9,440
August	9,308	11,859
September	11,743	14,270
October	14,153	
November	16,936	
December	19,084	
January	21,293	
February	23,926	
March	26,592	
April	27,734	
May	27,713	
June	27,701	

## QUALITY

	Quantity	Base Number	Contract	AT	Region	England
% of FP17s for the same patient ID Re-attending within 3 months - Children	87	1,623	5.4%	9.3%	11.1%	11.6%
% of FP17s for the same patient ID Re-attending within 3 months - Adults	456	4,872	9.4%	14.9%	15.3%	15.5%
% of FP17s for the same patient ID Re-attending between 3 & 9 months - Children	906	1,623	55.8%	59.8%	61.1%	58.8%
% of FP17s for the same patient ID Re-attending between 3 & 9 months - Adults	2,003	4,872	41.1%	51.6%	52.3%	51.1%
% of FP17s for Band 1 Urgent Courses	271	6,043	4.5%	9.4%	9.5%	9.0%
% of FP17s Relating to Free Repair or Replacements	27	6,043	0.4%	0.5%	0.7%	0.8%
% of FP17s Relating to Continuations	99	6,043	1.6%	0.8%	0.8%	0.9%
% of Patients satisfied with the dentistry they have received	3	3	N/A	92.5%	93.6%	93.3%
% of Patients satisfied with the time they had to wait for an appointment	3	3	N/A	89.8%	88.8%	88.9%

\* This is based on patients treated on this contract for their most recent course of treatment. Figures in italics indicate the base number of FP17s or Patient Questionnaire responses are less than 100. N/A is shown where the base number of responses is less than 10 during the period. % is calculated as Quantity/Base number\*100

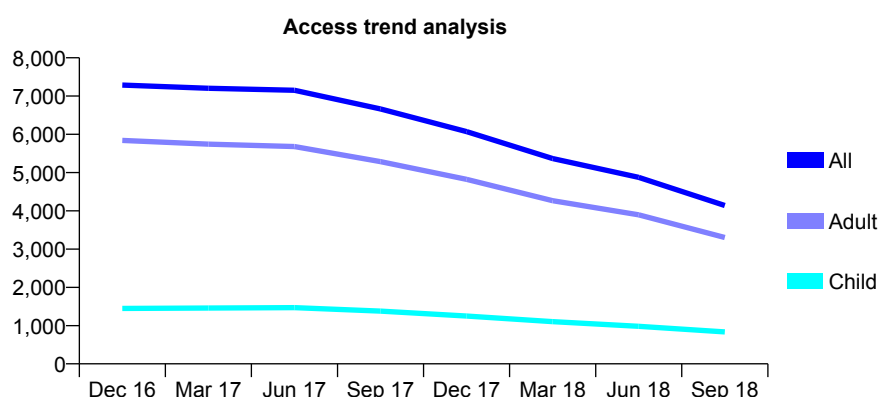
# Q68 - Vital Signs At a Glance Contract Report for 105414/0009 - September 2018

Name or company name	First Choice Dental Limited
Contract type name	GDS Contract
Purpose of contract	General
Contract start date	01/07/2007
Contract end date	09/08/2018

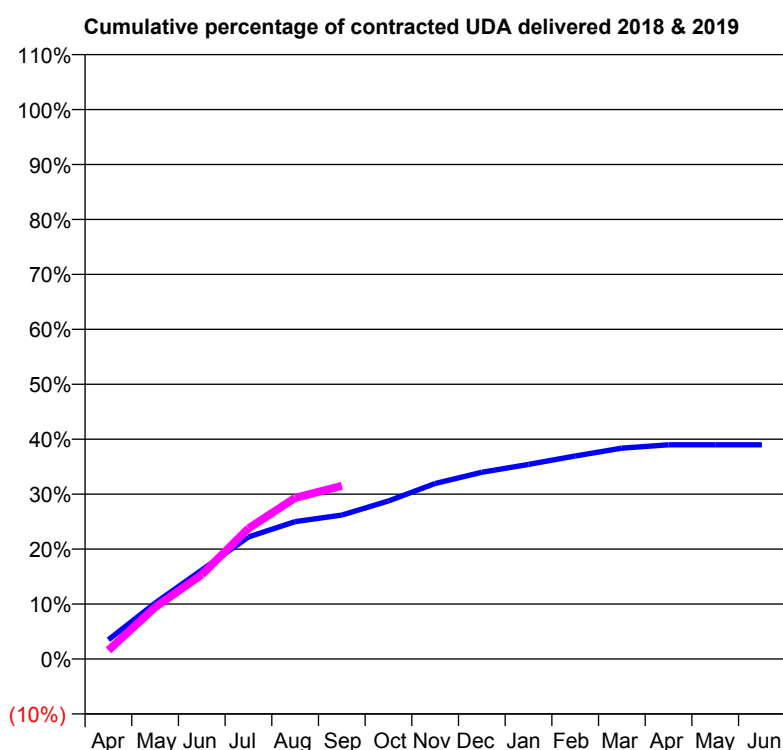
18/19 Contracted general activity (UDA)	8,206
Carry forward general activity (UDA)	0
18/19 Contracted orthodontic activity (UOA)	0
Carry forward orthodontic activity (UOA)	0
Baseline contract value	£198,940.67

## ACCESS\*

Patients seen in 24 months	Total	Change since previous quarter
Quarter ending September 2017	6,663	
Quarter ending December 2017	6,070	↓
Quarter ending March 2018	5,366	↓
Quarter ending June 2018	4,875	↓
Quarter ending September 2018	4,138	↓
<b>Variance since September 2017</b>	<b>(37.9%)</b>	↓



## ACTIVITY



Adjusted Scheduled Activity (UDA)		
Month	2018	2019
April	802	131
May	2,338	774
June	3,719	1,260
July	5,102	1,950
August	5,742	2,407
September	6,015	2,585
October	6,601	
November	7,331	
December	7,802	
January	8,126	
February	8,480	
March	8,809	
April	8,947	
May	8,947	
June	8,947	

## QUALITY

	Quantity	Base Number	Contract	AT	Region	England
% of FP17s for the same patient ID Re-attending within 3 months - Children	10	221	4.5%	9.3%	11.1%	11.6%
% of FP17s for the same patient ID Re-attending within 3 months - Adults	83	846	9.8%	14.9%	15.3%	15.5%
% of FP17s for the same patient ID Re-attending between 3 & 9 months - Children	47	221	21.3%	59.8%	61.1%	58.8%
% of FP17s for the same patient ID Re-attending between 3 & 9 months - Adults	231	846	27.3%	51.6%	52.3%	51.1%
% of FP17s for Band 1 Urgent Courses	125	1,014	12.3%	9.4%	9.5%	9.0%
% of FP17s Relating to Free Repair or Replacements	1	1,014	0.1%	0.5%	0.7%	0.8%
% of FP17s Relating to Continuations	8	1,014	0.8%	0.8%	0.8%	0.9%
% of Patients satisfied with the dentistry they have received	0	1	N/A	92.5%	93.6%	93.3%
% of Patients satisfied with the time they had to wait for an appointment	0	1	N/A	89.8%	88.8%	88.9%

\* This is based on patients treated on this contract for their most recent course of treatment. Figures in italics indicate the base number of FP17s or Patient Questionnaire responses are less than 100. N/A is shown where the base number of responses is less than 10 during the period. % is calculated as Quantity/Base number\*100

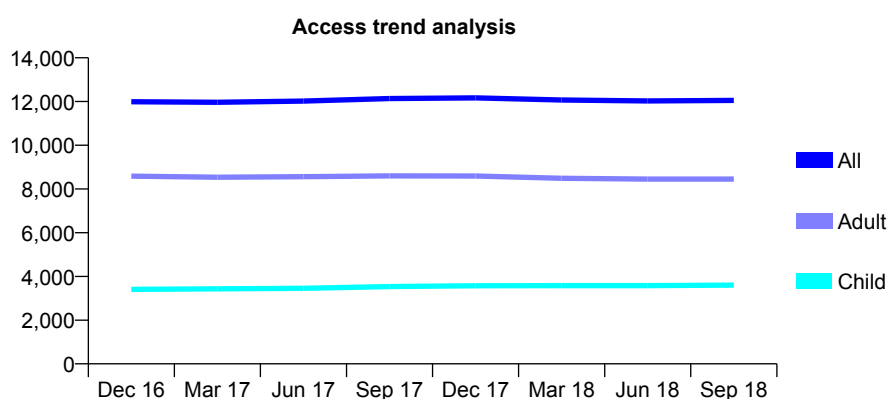
## Q68 - Vital Signs At a Glance Contract Report for 105759/0002 - September 2018

Name or company name	Mr S Dattani & Mr J Patel
Contract type name	GDS Contract
Purpose of contract	General
Contract start date	01/07/2007
Contract end date	

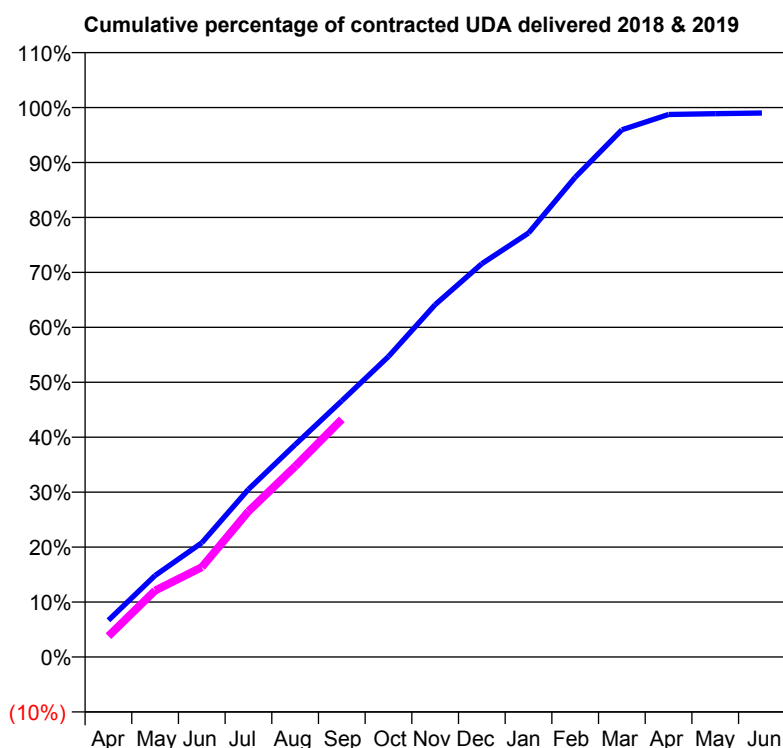
18/19 Contracted general activity (UDA)	23,987
Carry forward general activity (UDA)	237
18/19 Contracted orthodontic activity (UOA)	0
Carry forward orthodontic activity (UOA)	0
Baseline contract value	£680,918.71

### ACCESS\*

Patients seen in 24 months	Total	Change since previous quarter
Quarter ending September 2017	12,137	
Quarter ending December 2017	12,164	→
Quarter ending March 2018	12,070	→
Quarter ending June 2018	12,026	→
Quarter ending September 2018	12,052	→
<b>Variance since September 2017</b>	<b>(0.7%)</b>	→



### ACTIVITY



Adjusted Scheduled Activity (UDA)		
Month	2018	2019
April	1,602	912
May	3,562	2,899
June	4,985	3,922
July	7,322	6,357
August	9,271	8,318
September	11,182	10,377
October	13,118	
November	15,380	
December	17,171	
January	18,506	
February	20,943	
March	23,014	
April	23,685	
May	23,715	
June	23,749	

### QUALITY

	Quantity	Base Number	Contract	AT	Region	England
% of FP17s for the same patient ID Re-attending within 3 months - Children	85	2,467	3.4%	9.3%	11.1%	11.6%
% of FP17s for the same patient ID Re-attending within 3 months - Adults	355	4,766	7.4%	14.9%	15.3%	15.5%
% of FP17s for the same patient ID Re-attending between 3 & 9 months - Children	1,420	2,467	57.6%	59.8%	61.1%	58.8%
% of FP17s for the same patient ID Re-attending between 3 & 9 months - Adults	2,298	4,766	48.2%	51.6%	52.3%	51.1%
% of FP17s for Band 1 Urgent Courses	254	6,429	4.0%	9.4%	9.5%	9.0%
% of FP17s Relating to Free Repair or Replacements	14	6,429	0.2%	0.5%	0.7%	0.8%
% of FP17s Relating to Continuations	19	6,429	0.3%	0.8%	0.8%	0.9%
% of Patients satisfied with the dentistry they have received	4	4	N/A	92.5%	93.6%	93.3%
% of Patients satisfied with the time they had to wait for an appointment	4	4	N/A	89.8%	88.8%	88.9%

\* This is based on patients treated on this contract for their most recent course of treatment. Figures in italics indicate the base number of FP17s or Patient Questionnaire responses are less than 100. N/A is shown where the base number of responses is less than 10 during the period. % is calculated as Quantity/Base number\*100



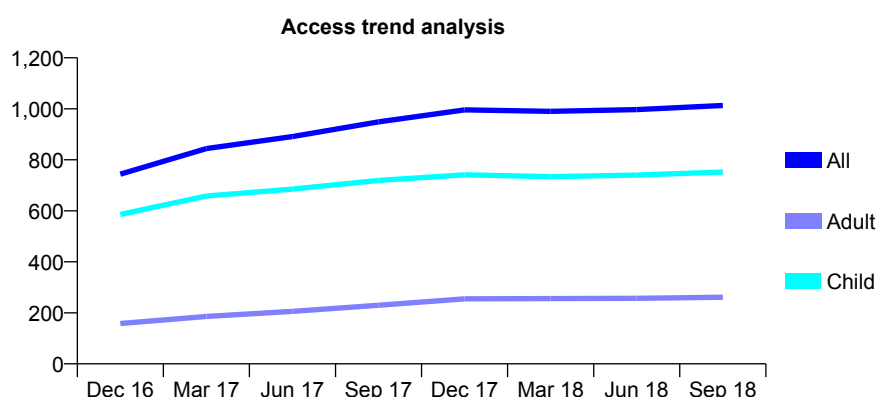
# Q68 - Vital Signs At a Glance Contract Report for 107948/0001 - September 2018

Name or company name	Mr N Kennedy and Mr S Rosier
Contract type name	GDS Contract
Purpose of contract	General
Contract start date	01/10/2015
Contract end date	

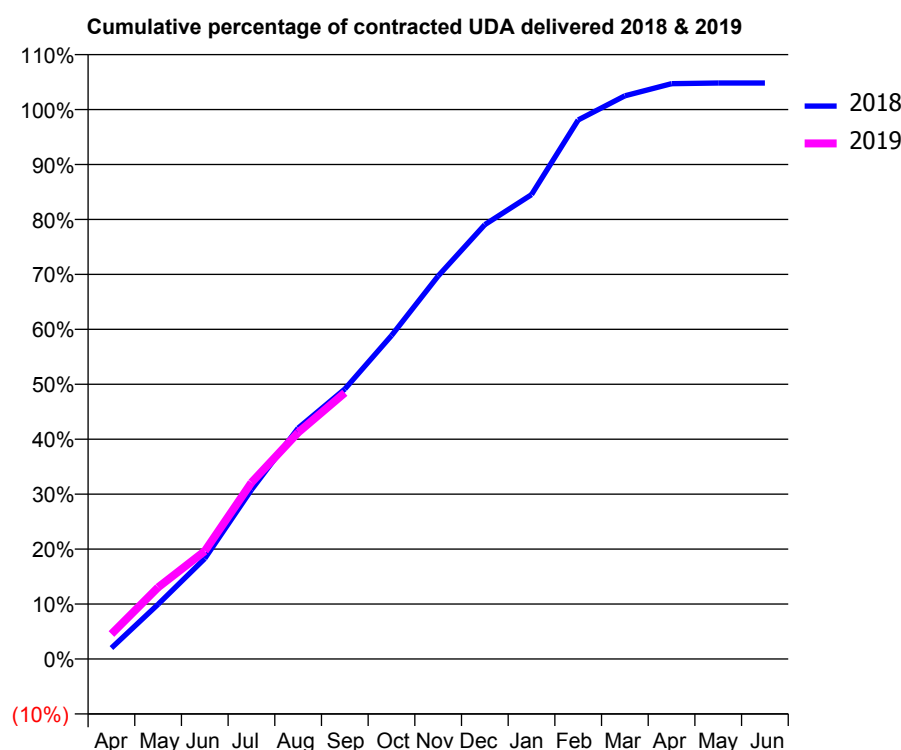
18/19 Contracted general activity (UDA)	2,850
Carry forward general activity (UDA)	0
18/19 Contracted orthodontic activity (UOA)	0
Carry forward orthodontic activity (UOA)	0
Baseline contract value	£67,850.69

## ACCESS\*

Patients seen in 24 months	Total	Change since previous quarter
Quarter ending September 2017	949	
Quarter ending December 2017	996	↑
Quarter ending March 2018	990	→
Quarter ending June 2018	997	→
Quarter ending September 2018	1,013	→
<b>Variance since September 2017</b>	<b>6.7%</b>	<b>↑</b>



## ACTIVITY



Adjusted Scheduled Activity (UDA)		
Month	2018	2019
April	57	129
May	284	372
June	521	560
July	878	915
August	1,198	1,175
September	1,400	1,381
October	1,678	
November	1,987	
December	2,253	
January	2,408	
February	2,796	
March	2,921	
April	2,984	
May	2,988	
June	2,988	

## QUALITY

	Quantity	Base Number	Contract	AT	Region	England
% of FP17s for the same patient ID Re-attending within 3 months - Children	44	585	7.5%	9.3%	11.1%	11.6%
% of FP17s for the same patient ID Re-attending within 3 months - Adults	17	170	10.0%	14.9%	15.3%	15.5%
% of FP17s for the same patient ID Re-attending between 3 & 9 months - Children	376	585	64.3%	59.8%	61.1%	58.8%
% of FP17s for the same patient ID Re-attending between 3 & 9 months - Adults	102	170	60.0%	51.6%	52.3%	51.1%
% of FP17s for Band 1 Urgent Courses	38	700	5.4%	9.4%	9.5%	9.0%
% of FP17s Relating to Free Repair or Replacements	0	700	0.0%	0.5%	0.7%	0.8%
% of FP17s Relating to Continuations	1	700	0.1%	0.8%	0.8%	0.9%
% of Patients satisfied with the dentistry they have received	0	0	N/A	92.5%	93.6%	93.3%
% of Patients satisfied with the time they had to wait for an appointment	0	0	N/A	89.8%	88.8%	88.9%

\* This is based on patients treated on this contract for their most recent course of treatment. Figures in italics indicate the base number of FP17s or Patient Questionnaire responses are less than 100. N/A is shown where the base number of responses is less than 10 during the period. % is calculated as Quantity/Base number\*100

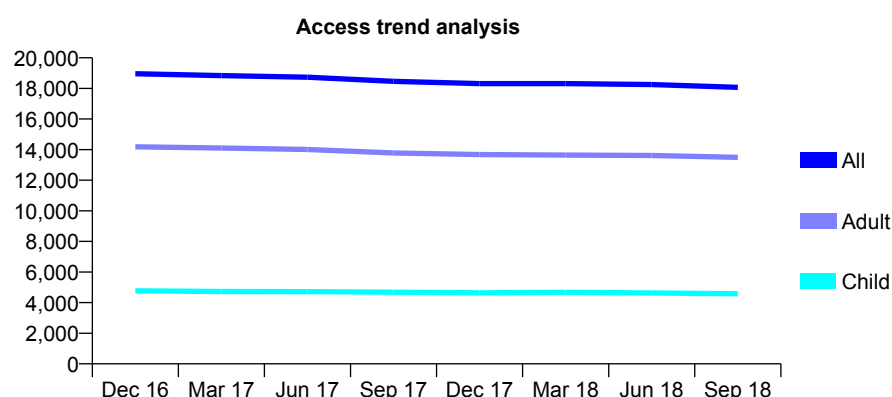
# Q68 - Vital Signs At a Glance Contract Report for 108103/0001 - September 2018

Name or company name	Mr Barry Westwood and Mr William Westwood
Contract type name	GDS Contract
Purpose of contract	General
Contract start date	27/07/2011
Contract end date	

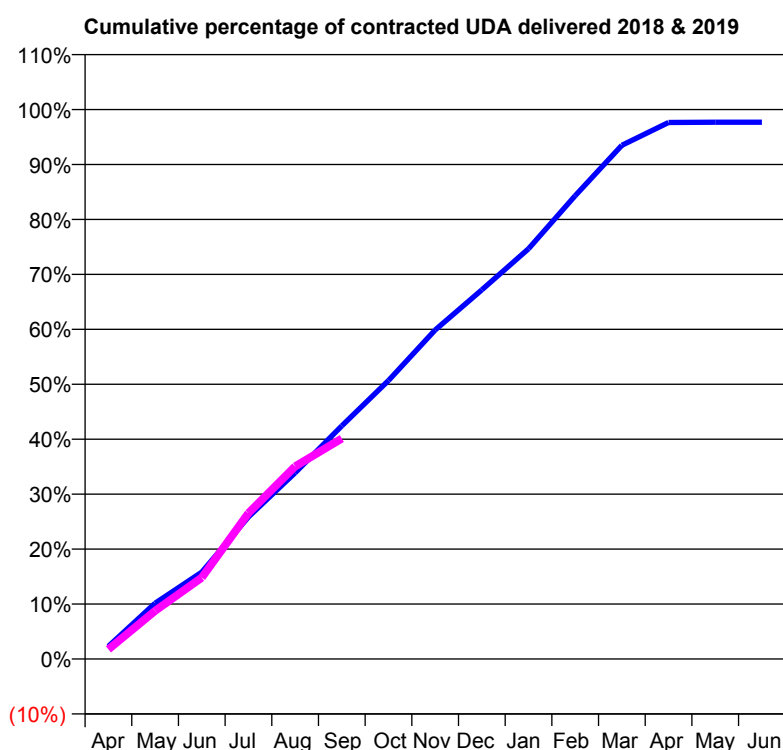
18/19 Contracted general activity (UDA)	48,198
Carry forward general activity (UDA)	1,115
18/19 Contracted orthodontic activity (UOA)	0
Carry forward orthodontic activity (UOA)	0
Baseline contract value	£1,180,822.15

## ACCESS\*

Patients seen in 24 months	Total	Change since previous quarter
Quarter ending September 2017	18,464	
Quarter ending December 2017	18,318	→
Quarter ending March 2018	18,317	→
Quarter ending June 2018	18,250	→
Quarter ending September 2018	18,071	→
<b>Variance since September 2017</b>	<b>(2.1%)</b>	<b>↓</b>



## ACTIVITY



Adjusted Scheduled Activity (UDA)		
Month	2018	2019
April	1,121	846
May	4,891	4,234
June	7,622	7,144
July	12,462	12,801
August	16,328	16,892
September	20,447	19,338
October	24,427	
November	28,857	
December	32,386	
January	35,988	
February	40,637	
March	45,057	
April	47,064	
May	47,083	
June	47,083	

## QUALITY

	Quantity	Base Number	Contract	AT	Region	England
% of FP17s for the same patient ID Re-attending within 3 months - Children	149	3,495	4.3%	9.3%	11.1%	11.6%
% of FP17s for the same patient ID Re-attending within 3 months - Adults	976	8,641	11.3%	14.9%	15.3%	15.5%
% of FP17s for the same patient ID Re-attending between 3 & 9 months - Children	2,405	3,495	68.8%	59.8%	61.1%	58.8%
% of FP17s for the same patient ID Re-attending between 3 & 9 months - Adults	4,344	8,641	50.3%	51.6%	52.3%	51.1%
% of FP17s for Band 1 Urgent Courses	790	11,183	7.1%	9.4%	9.5%	9.0%
% of FP17s Relating to Free Repair or Replacements	36	11,183	0.3%	0.5%	0.7%	0.8%
% of FP17s Relating to Continuations	54	11,183	0.5%	0.8%	0.8%	0.9%
% of Patients satisfied with the dentistry they have received	10	11	90.9%	92.5%	93.6%	93.3%
% of Patients satisfied with the time they had to wait for an appointment	11	11	100.0%	89.8%	88.8%	88.9%

\* This is based on patients treated on this contract for their most recent course of treatment. Figures in italics indicate the base number of FP17s or Patient Questionnaire responses are less than 100. N/A is shown where the base number of responses is less than 10 during the period. % is calculated as Quantity/Base number\*100

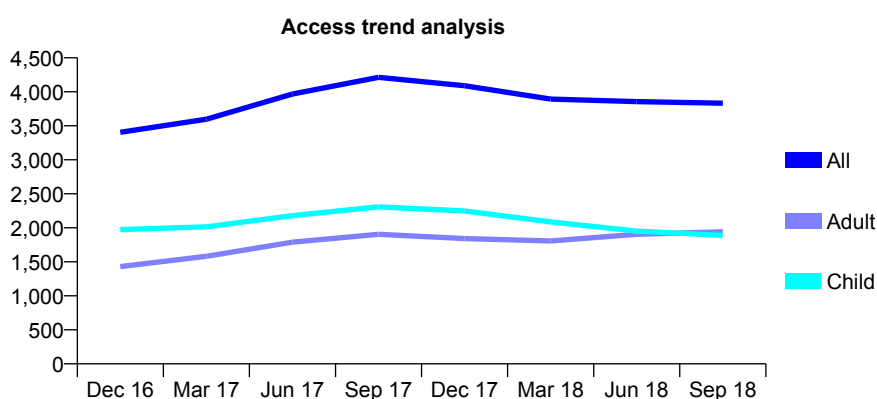
## Q68 - Vital Signs At a Glance Contract Report for 108812/0001 - September 2018

Name or company name	St Faiths Clinic Limited
Contract type name	PDS Contract
Purpose of contract	General
Contract start date	01/08/2015
Contract end date	31/03/2019

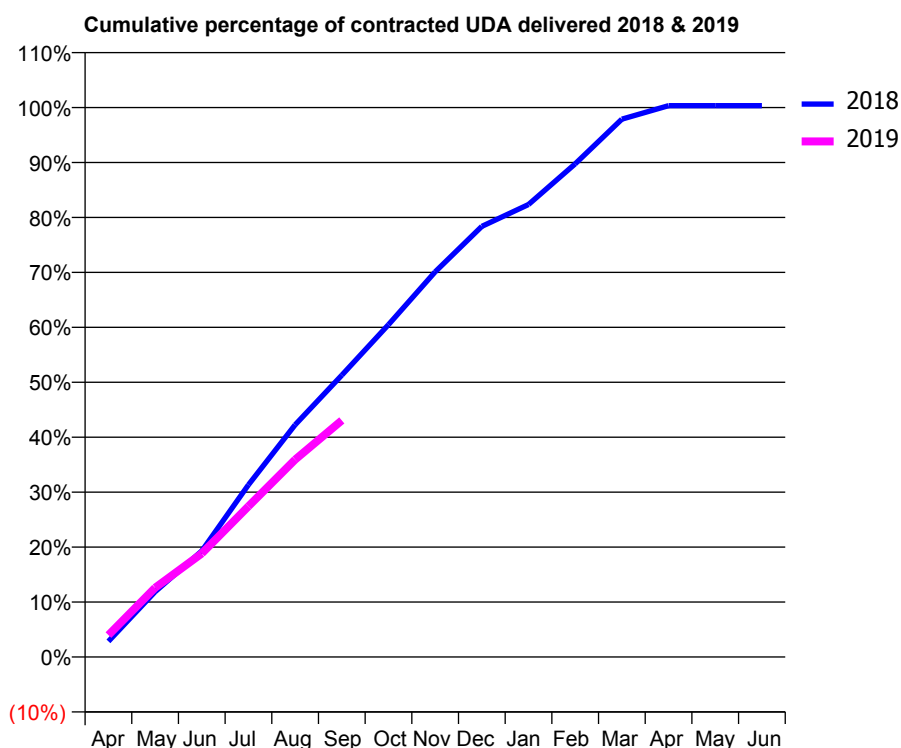
18/19 Contracted general activity (UDA)	12,626
Carry forward general activity (UDA)	0
18/19 Contracted orthodontic activity (UOA)	0
Carry forward orthodontic activity (UOA)	0
Baseline contract value	£651,122.16

### ACCESS\*

Patients seen in 24 months	Total	Change since previous quarter
Quarter ending September 2017	4,213	
Quarter ending December 2017	4,090	↓
Quarter ending March 2018	3,893	↓
Quarter ending June 2018	3,856	→
Quarter ending September 2018	3,832	→
<b>Variance since September 2017</b>	<b>(9.0%)</b>	<b>↓</b>



### ACTIVITY



Adjusted Scheduled Activity (UDA)		
Month	2018	2019
April	360	505
May	1,499	1,593
June	2,438	2,379
July	3,957	3,464
August	5,336	4,538
September	6,475	5,437
October	7,636	
November	8,850	
December	9,894	
January	10,398	
February	11,333	
March	12,359	
April	12,667	
May	12,667	
June	12,667	

### QUALITY

	Quantity	Base Number	Contract	AT	Region	England
% of FP17s for the same patient ID Re-attending within 3 months - Children	8	1,029	0.8%	9.3%	11.1%	11.6%
% of FP17s for the same patient ID Re-attending within 3 months - Adults	5	928	0.5%	14.9%	15.3%	15.5%
% of FP17s for the same patient ID Re-attending between 3 & 9 months - Children	2	1,029	0.2%	59.8%	61.1%	58.8%
% of FP17s for the same patient ID Re-attending between 3 & 9 months - Adults	2	928	0.2%	51.6%	52.3%	51.1%
% of FP17s for Band 1 Urgent Courses	3	1,853	0.2%	9.4%	9.5%	9.0%
% of FP17s Relating to Free Repair or Replacements	2	1,853	0.1%	0.5%	0.7%	0.8%
% of FP17s Relating to Continuations	9	1,853	0.5%	0.8%	0.8%	0.9%
% of Patients satisfied with the dentistry they have received	2	2	N/A	92.5%	93.6%	93.3%
% of Patients satisfied with the time they had to wait for an appointment	1	2	N/A	89.8%	88.8%	88.9%

\* This is based on patients treated on this contract for their most recent course of treatment. Figures in italics indicate the base number of FP17s or Patient Questionnaire responses are less than 100. N/A is shown where the base number of responses is less than 10 during the period. % is calculated as Quantity/Base number\*100

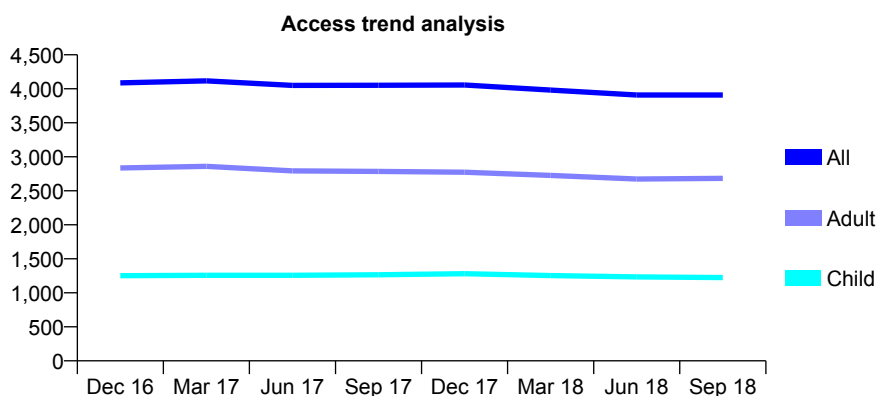
## Q68 - Vital Signs At a Glance Contract Report for 111104/0001 - September 2018

Name or company name	Mr M Mousavi & Ms F Mirsiaghi
Contract type name	GDS Contract
Purpose of contract	General
Contract start date	01/12/2014
Contract end date	

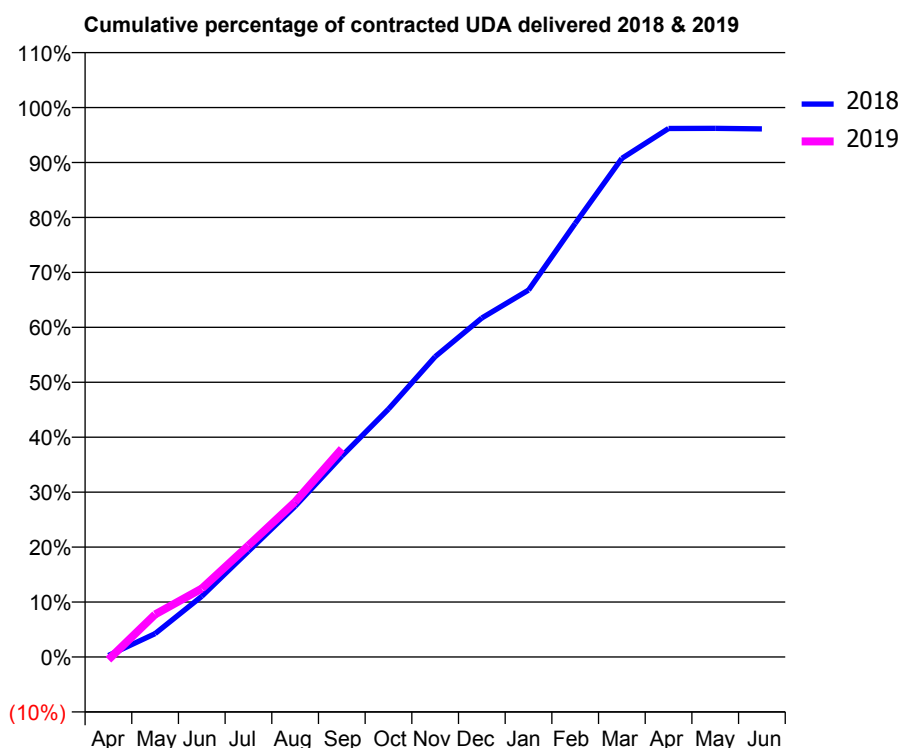
18/19 Contracted general activity (UDA)	12,310
Carry forward general activity (UDA)	480
18/19 Contracted orthodontic activity (UOA)	0
Carry forward orthodontic activity (UOA)	0
Baseline contract value	£354,584.96

### ACCESS\*

Patients seen in 24 months	Total	Change since previous quarter
Quarter ending September 2017	4,051	
Quarter ending December 2017	4,055	→
Quarter ending March 2018	3,981	↓
Quarter ending June 2018	3,908	↓
Quarter ending September 2018	3,908	→
<b>Variance since September 2017</b>	<b>(3.5%)</b>	<b>↓</b>



### ACTIVITY



Adjusted Scheduled Activity (UDA)		
Month	2018	2019
April	33	-62
May	525	955
June	1,361	1,533
July	2,372	2,499
August	3,376	3,476
September	4,501	4,665
October	5,554	
November	6,728	
December	7,596	
January	8,218	
February	9,712	
March	11,169	
April	11,840	
May	11,842	
June	11,830	

### QUALITY

	Quantity	Base Number	Contract	AT	Region	England
% of FP17s for the same patient ID Re-attending within 3 months - Children	31	818	3.8%	9.3%	11.1%	11.6%
% of FP17s for the same patient ID Re-attending within 3 months - Adults	139	1,412	9.8%	14.9%	15.3%	15.5%
% of FP17s for the same patient ID Re-attending between 3 & 9 months - Children	445	818	54.4%	59.8%	61.1%	58.8%
% of FP17s for the same patient ID Re-attending between 3 & 9 months - Adults	554	1,412	39.2%	51.6%	52.3%	51.1%
% of FP17s for Band 1 Urgent Courses	200	1,997	10.0%	9.4%	9.5%	9.0%
% of FP17s Relating to Free Repair or Replacements	32	1,997	1.6%	0.5%	0.7%	0.8%
% of FP17s Relating to Continuations	13	1,997	0.7%	0.8%	0.8%	0.9%
% of Patients satisfied with the dentistry they have received	1	1	N/A	92.5%	93.6%	93.3%
% of Patients satisfied with the time they had to wait for an appointment	1	1	N/A	89.8%	88.8%	88.9%

\* This is based on patients treated on this contract for their most recent course of treatment. Figures in italics indicate the base number of FP17s or Patient Questionnaire responses are less than 100. N/A is shown where the base number of responses is less than 10 during the period. % is calculated as Quantity/Base number\*100

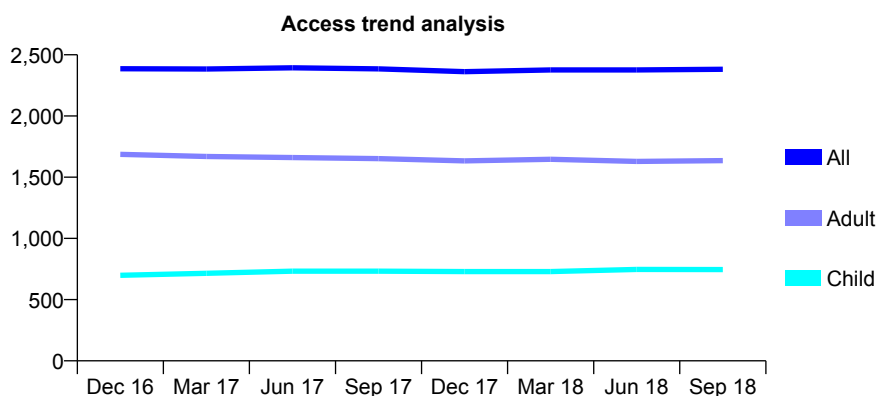
## Q68 - Vital Signs At a Glance Contract Report for 111740/0001 - September 2018

Name or company name	Mr Mayuran Senthilnathan & Mr Amit Dodia
Contract type name	GDS Contract
Purpose of contract	General
Contract start date	06/06/2010
Contract end date	

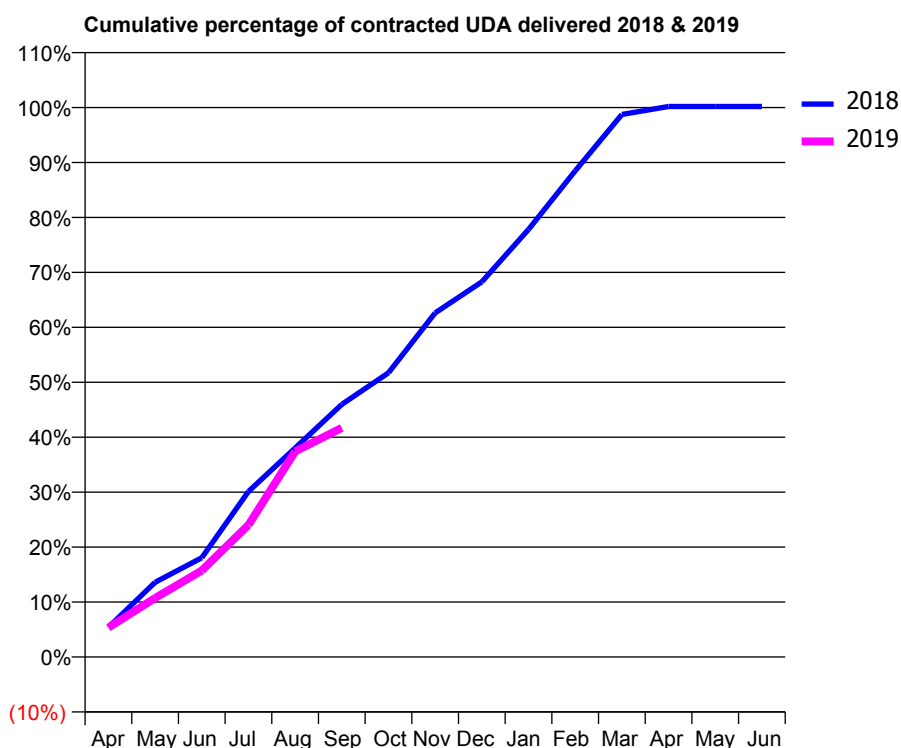
18/19 Contracted general activity (UDA)	7,827
Carry forward general activity (UDA)	0
18/19 Contracted orthodontic activity (UOA)	0
Carry forward orthodontic activity (UOA)	0
Baseline contract value	£175,943.42

### ACCESS\*

Patients seen in 24 months	Total	Change since previous quarter
Quarter ending September 2017	2,385	
Quarter ending December 2017	2,362	→
Quarter ending March 2018	2,376	→
Quarter ending June 2018	2,376	→
Quarter ending September 2018	2,382	→
<b>Variance since September 2017</b>	<b>(0.1%)</b>	→



### ACTIVITY



Adjusted Scheduled Activity (UDA)		
Month	2018	2019
April	424	418
May	1,064	841
June	1,413	1,231
July	2,358	1,882
August	2,978	2,928
September	3,598	3,263
October	4,049	
November	4,901	
December	5,344	
January	6,090	
February	6,925	
March	7,728	
April	7,841	
May	7,841	
June	7,841	

### QUALITY

	Quantity	Base Number	Contract	AT	Region	England
% of FP17s for the same patient ID Re-attending within 3 months - Children	68	627	10.8%	9.3%	11.1%	11.6%
% of FP17s for the same patient ID Re-attending within 3 months - Adults	175	1,107	15.8%	14.9%	15.3%	15.5%
% of FP17s for the same patient ID Re-attending between 3 & 9 months - Children	389	627	62.0%	59.8%	61.1%	58.8%
% of FP17s for the same patient ID Re-attending between 3 & 9 months - Adults	655	1,107	59.2%	51.6%	52.3%	51.1%
% of FP17s for Band 1 Urgent Courses	137	1,663	8.2%	9.4%	9.5%	9.0%
% of FP17s Relating to Free Repair or Replacements	13	1,663	0.8%	0.5%	0.7%	0.8%
% of FP17s Relating to Continuations	3	1,663	0.2%	0.8%	0.8%	0.9%
% of Patients satisfied with the dentistry they have received	1	1	N/A	92.5%	93.6%	93.3%
% of Patients satisfied with the time they had to wait for an appointment	1	1	N/A	89.8%	88.8%	88.9%

\* This is based on patients treated on this contract for their most recent course of treatment. Figures in italics indicate the base number of FP17s or Patient Questionnaire responses are less than 100. N/A is shown where the base number of responses is less than 10 during the period. % is calculated as Quantity/Base number\*100

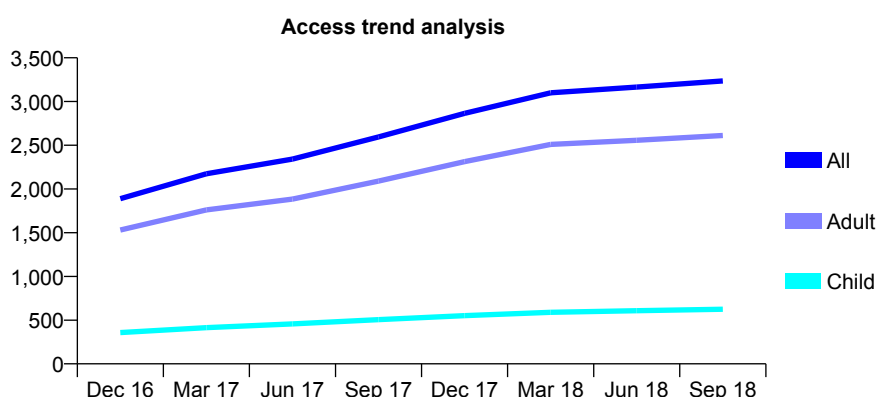
# Q68 - Vital Signs At a Glance Contract Report for 113611/0001 - September 2018

Name or company name	North Chailey Dental Care
Contract type name	GDS Contract
Purpose of contract	General
Contract start date	13/11/2015
Contract end date	

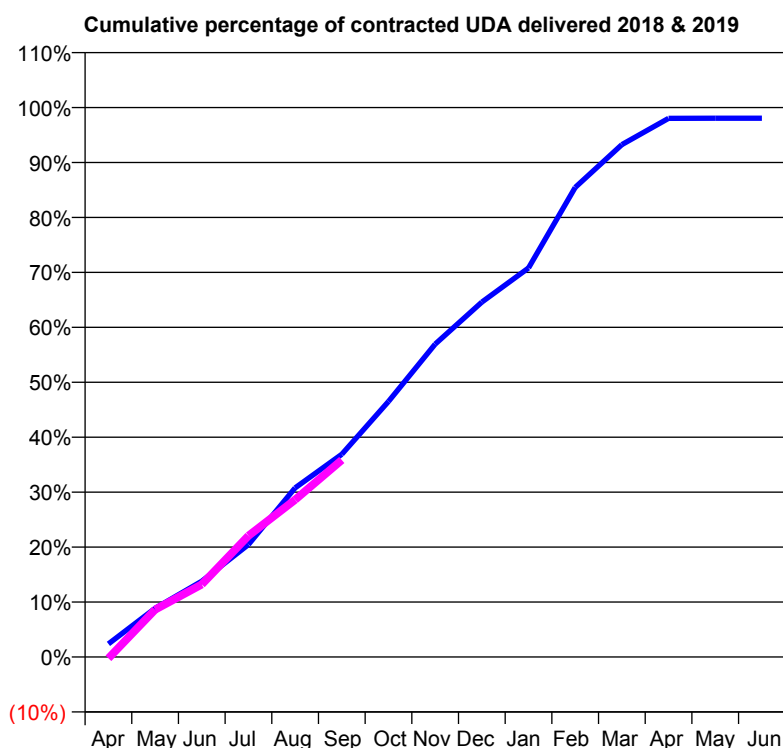
18/19 Contracted general activity (UDA)	12,000
Carry forward general activity (UDA)	233
18/19 Contracted orthodontic activity (UOA)	0
Carry forward orthodontic activity (UOA)	0
Baseline contract value	£308,071.57

## ACCESS\*

Patients seen in 24 months	Total	Change since previous quarter
Quarter ending September 2017	2,595	
Quarter ending December 2017	2,865	↑
Quarter ending March 2018	3,100	↑
Quarter ending June 2018	3,165	↑
Quarter ending September 2018	3,236	↑
<b>Variance since September 2017</b>	<b>24.7%</b>	<b>↑</b>



## ACTIVITY



Adjusted Scheduled Activity (UDA)		
Month	2018	2019
April	286	-32
May	1,062	1,036
June	1,649	1,586
July	2,448	2,650
August	3,682	3,434
September	4,411	4,303
October	5,560	
November	6,809	
December	7,724	
January	8,466	
February	10,219	
March	11,150	
April	11,723	
May	11,725	
June	11,725	

## QUALITY

	Quantity	Base Number	Contract	AT	Region	England
% of FP17s for the same patient ID Re-attending within 3 months - Children	16	408	3.9%	9.3%	11.1%	11.6%
% of FP17s for the same patient ID Re-attending within 3 months - Adults	164	1,541	10.6%	14.9%	15.3%	15.5%
% of FP17s for the same patient ID Re-attending between 3 & 9 months - Children	213	408	52.2%	59.8%	61.1%	58.8%
% of FP17s for the same patient ID Re-attending between 3 & 9 months - Adults	790	1,541	51.3%	51.6%	52.3%	51.1%
% of FP17s for Band 1 Urgent Courses	179	1,746	10.3%	9.4%	9.5%	9.0%
% of FP17s Relating to Free Repair or Replacements	2	1,746	0.1%	0.5%	0.7%	0.8%
% of FP17s Relating to Continuations	6	1,746	0.3%	0.8%	0.8%	0.9%
% of Patients satisfied with the dentistry they have received	3	3	N/A	92.5%	93.6%	93.3%
% of Patients satisfied with the time they had to wait for an appointment	3	3	N/A	89.8%	88.8%	88.9%

\* This is based on patients treated on this contract for their most recent course of treatment. Figures in italics indicate the base number of FP17s or Patient Questionnaire responses are less than 100. N/A is shown where the base number of responses is less than 10 during the period. % is calculated as Quantity/Base number\*100

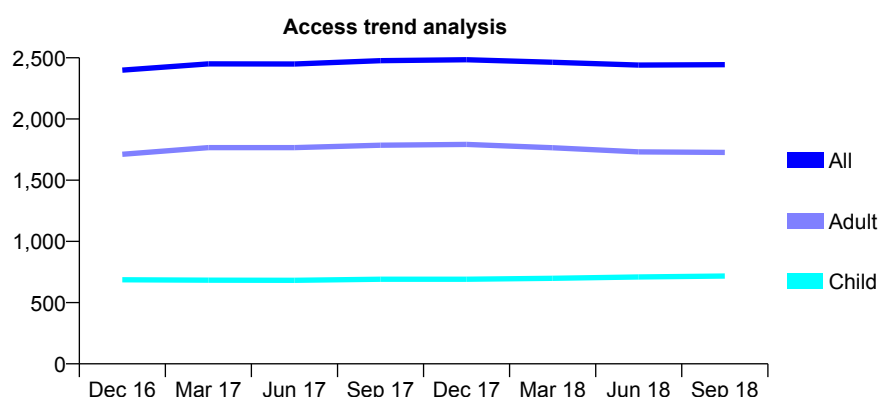
# Q68 - Vital Signs At a Glance Contract Report for 114073/0001 - September 2018

Name or company name	Mr Mohammed Farmanand Miss Sarah Ali
Contract type name	GDS Contract
Purpose of contract	General
Contract start date	01/07/2014
Contract end date	

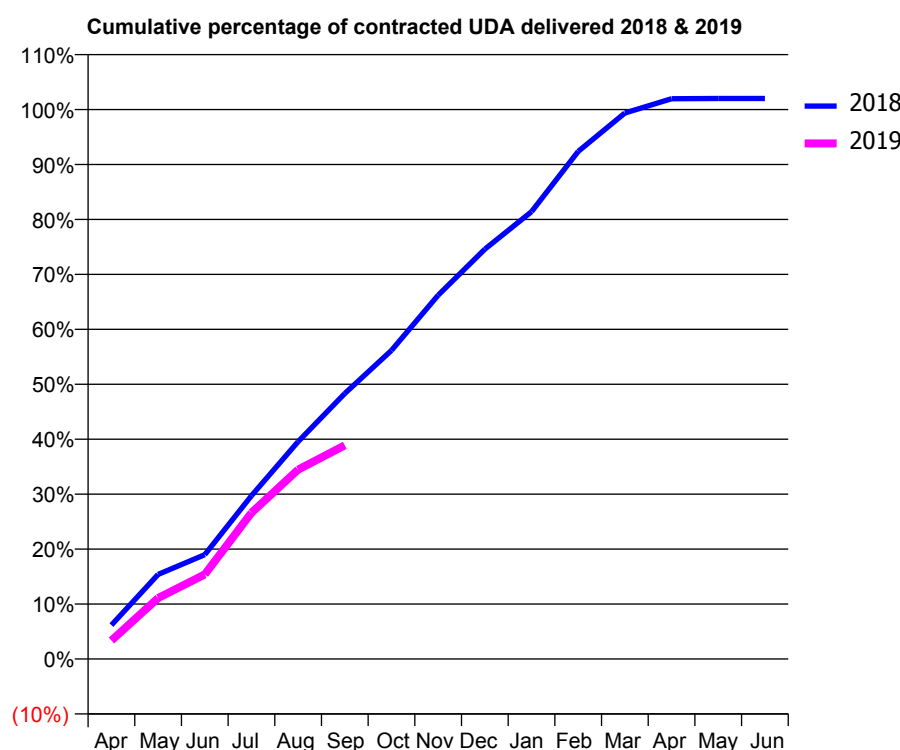
18/19 Contracted general activity (UDA)	7,501
Carry forward general activity (UDA)	150
18/19 Contracted orthodontic activity (UOA)	0
Carry forward orthodontic activity (UOA)	0
Baseline contract value	£172,541.01

## ACCESS\*

Patients seen in 24 months	Total	Change since previous quarter
Quarter ending September 2017	2,477	
Quarter ending December 2017	2,484	→
Quarter ending March 2018	2,464	→
Quarter ending June 2018	2,441	→
Quarter ending September 2018	2,444	→
<b>Variance since September 2017</b>	<b>(1.3%)</b>	<b>↓</b>



## ACTIVITY



Adjusted Scheduled Activity (UDA)		
Month	2018	2019
April	463	252
May	1,155	833
June	1,425	1,156
July	2,229	1,995
August	2,969	2,586
September	3,624	2,917
October	4,213	
November	4,966	
December	5,595	
January	6,106	
February	6,929	
March	7,453	
April	7,649	
May	7,652	
June	7,652	

## QUALITY

	Quantity	Base Number	Contract	AT	Region	England
% of FP17s for the same patient ID Re-attending within 3 months - Children	11	394	2.8%	9.3%	11.1%	11.6%
% of FP17s for the same patient ID Re-attending within 3 months - Adults	92	894	10.3%	14.9%	15.3%	15.5%
% of FP17s for the same patient ID Re-attending between 3 & 9 months - Children	155	394	39.3%	59.8%	61.1%	58.8%
% of FP17s for the same patient ID Re-attending between 3 & 9 months - Adults	441	894	49.3%	51.6%	52.3%	51.1%
% of FP17s for Band 1 Urgent Courses	93	1,206	7.7%	9.4%	9.5%	9.0%
% of FP17s Relating to Free Repair or Replacements	4	1,206	0.3%	0.5%	0.7%	0.8%
% of FP17s Relating to Continuations	8	1,206	0.7%	0.8%	0.8%	0.9%
% of Patients satisfied with the dentistry they have received	2	2	N/A	92.5%	93.6%	93.3%
% of Patients satisfied with the time they had to wait for an appointment	2	2	N/A	89.8%	88.8%	88.9%

\* This is based on patients treated on this contract for their most recent course of treatment. Figures in italics indicate the base number of FP17s or Patient Questionnaire responses are less than 100. N/A is shown where the base number of responses is less than 10 during the period. % is calculated as Quantity/Base number\*100



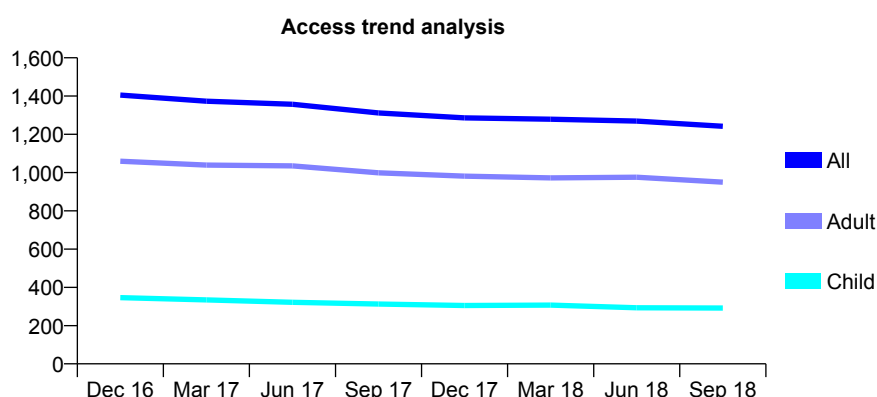
# Q68 - Vital Signs At a Glance Contract Report for 115673/0001 - September 2018

Name or company name	Rye Dental Surgery Partnership
Contract type name	GDS Contract
Purpose of contract	General
Contract start date	13/09/2014
Contract end date	

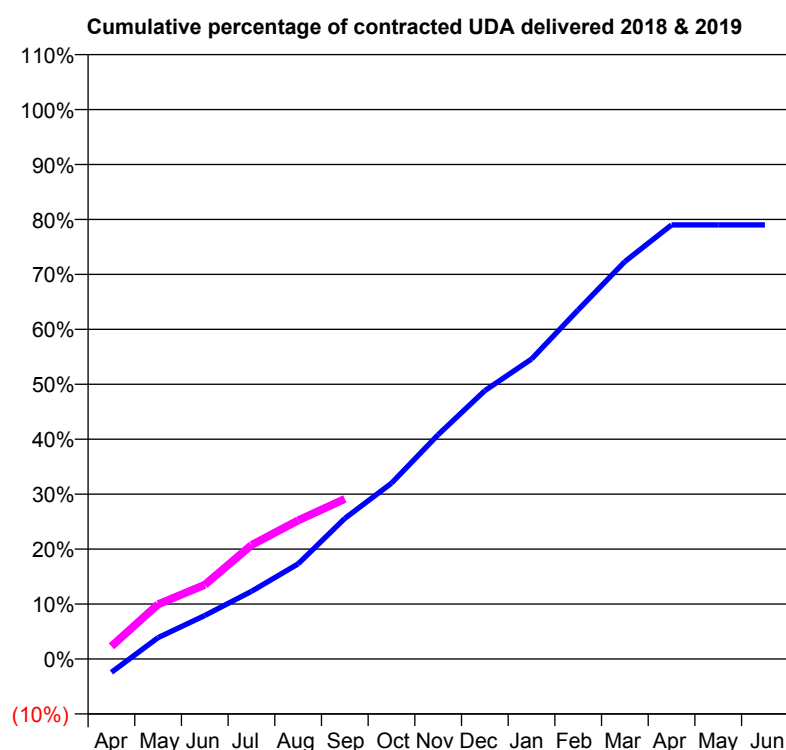
18/19 Contracted general activity (UDA)	5,000
Carry forward general activity (UDA)	0
18/19 Contracted orthodontic activity (UOA)	0
Carry forward orthodontic activity (UOA)	0
Baseline contract value	£119,805.60

## ACCESS\*

Patients seen in 24 months	Total	Change since previous quarter
Quarter ending September 2017	1,312	
Quarter ending December 2017	1,286	↓
Quarter ending March 2018	1,279	→
Quarter ending June 2018	1,269	→
Quarter ending September 2018	1,242	↓
<b>Variance since September 2017</b>	<b>(5.3%)</b>	<b>↓</b>



## ACTIVITY



Adjusted Scheduled Activity (UDA)		
Month	2018	2019
April	-122	116
May	195	498
June	396	675
July	616	1,037
August	865	1,261
September	1,280	1,457
October	1,600	
November	2,041	
December	2,442	
January	2,730	
February	3,177	
March	3,617	
April	3,951	
May	3,951	
June	3,951	

## QUALITY

	Quantity	Base Number	Contract	AT	Region	England
% of FP17s for the same patient ID Re-attending within 3 months - Children	8	162	4.9%	9.3%	11.1%	11.6%
% of FP17s for the same patient ID Re-attending within 3 months - Adults	64	562	11.4%	14.9%	15.3%	15.5%
% of FP17s for the same patient ID Re-attending between 3 & 9 months - Children	88	162	54.3%	59.8%	61.1%	58.8%
% of FP17s for the same patient ID Re-attending between 3 & 9 months - Adults	315	562	56.0%	51.6%	52.3%	51.1%
% of FP17s for Band 1 Urgent Courses	23	625	3.7%	9.4%	9.5%	9.0%
% of FP17s Relating to Free Repair or Replacements	0	625	0.0%	0.5%	0.7%	0.8%
% of FP17s Relating to Continuations	16	625	2.6%	0.8%	0.8%	0.9%
% of Patients satisfied with the dentistry they have received	1	1	N/A	92.5%	93.6%	93.3%
% of Patients satisfied with the time they had to wait for an appointment	1	1	N/A	89.8%	88.8%	88.9%

\* This is based on patients treated on this contract for their most recent course of treatment. Figures in italics indicate the base number of FP17s or Patient Questionnaire responses are less than 100. N/A is shown where the base number of responses is less than 10 during the period. % is calculated as Quantity/Base number\*100

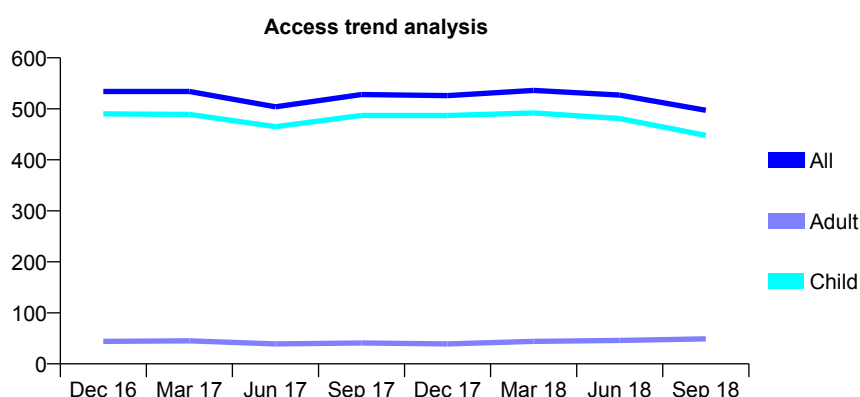
# Q68 - Vital Signs At a Glance Contract Report for 115851/0001 - September 2018

Name or company name	The Clinic Dental Facial Ltd
Contract type name	GDS Contract
Purpose of contract	General
Contract start date	01/01/2007
Contract end date	

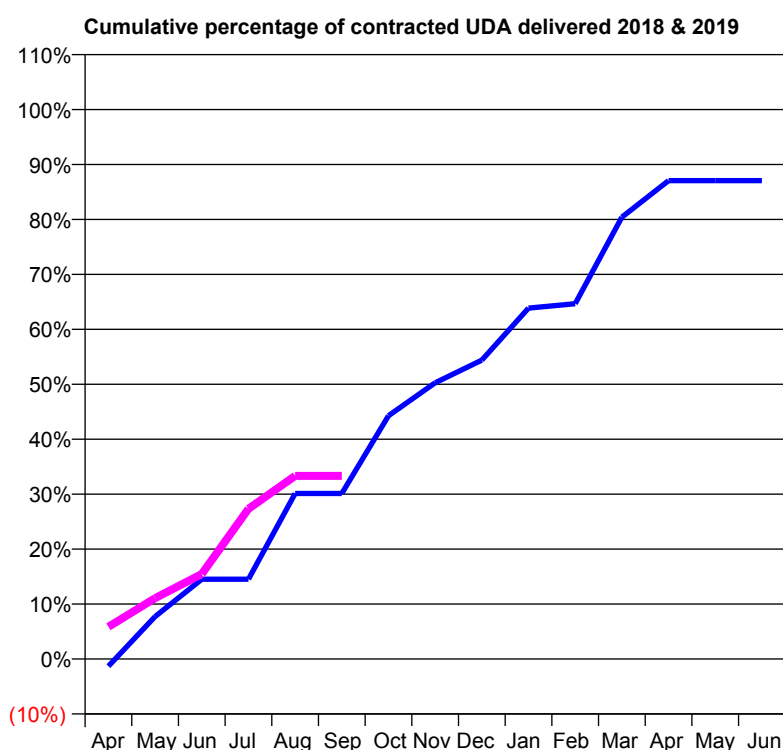
18/19 Contracted general activity (UDA)	750
Carry forward general activity (UDA)	0
18/19 Contracted orthodontic activity (UOA)	0
Carry forward orthodontic activity (UOA)	0
Baseline contract value	£24,644.07

## ACCESS\*

Patients seen in 24 months	Total	Change since previous quarter
Quarter ending September 2017	528	
Quarter ending December 2017	526	→
Quarter ending March 2018	536	→
Quarter ending June 2018	527	↓
Quarter ending September 2018	497	↓
<b>Variance since September 2017</b>	<b>(5.9%)</b>	<b>↓</b>



## ACTIVITY



Adjusted Scheduled Activity (UDA)		
Month	2018	2019
April	-10	44
May	58	83
June	109	116
July	109	205
August	226	250
September	226	250
October	332	
November	377	
December	408	
January	479	
February	485	
March	603	
April	653	
May	653	
June	653	

## QUALITY

	Quantity	Base Number	Contract	AT	Region	England
% of FP17s for the same patient ID Re-attending within 3 months - Children	12	231	5.2%	9.3%	11.1%	11.6%
% of FP17s for the same patient ID Re-attending within 3 months - Adults	0	0	N/A	14.9%	15.3%	15.5%
% of FP17s for the same patient ID Re-attending between 3 & 9 months - Children	81	231	35.1%	59.8%	61.1%	58.8%
% of FP17s for the same patient ID Re-attending between 3 & 9 months - Adults	0	0	N/A	51.6%	52.3%	51.1%
% of FP17s for Band 1 Urgent Courses	0	187	0.0%	9.4%	9.5%	9.0%
% of FP17s Relating to Free Repair or Replacements	0	187	0.0%	0.5%	0.7%	0.8%
% of FP17s Relating to Continuations	2	187	1.1%	0.8%	0.8%	0.9%
% of Patients satisfied with the dentistry they have received	0	0	N/A	92.5%	93.6%	93.3%
% of Patients satisfied with the time they had to wait for an appointment	0	0	N/A	89.8%	88.8%	88.9%

\* This is based on patients treated on this contract for their most recent course of treatment. Figures in italics indicate the base number of FP17s or Patient Questionnaire responses are less than 100. N/A is shown where the base number of responses is less than 10 during the period. % is calculated as Quantity/Base number\*100

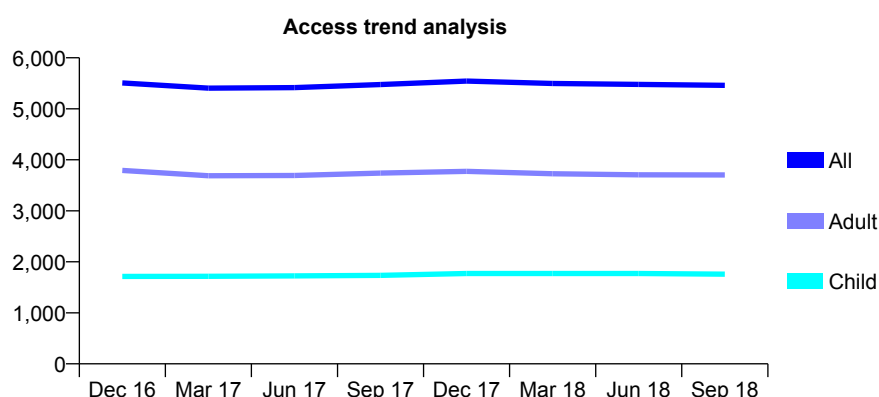
# Q68 - Vital Signs At a Glance Contract Report for 116513/0001 - September 2018

Name or company name	Fairfield Dental Surgery Limited
Contract type name	GDS Contract
Purpose of contract	General
Contract start date	01/05/2007
Contract end date	

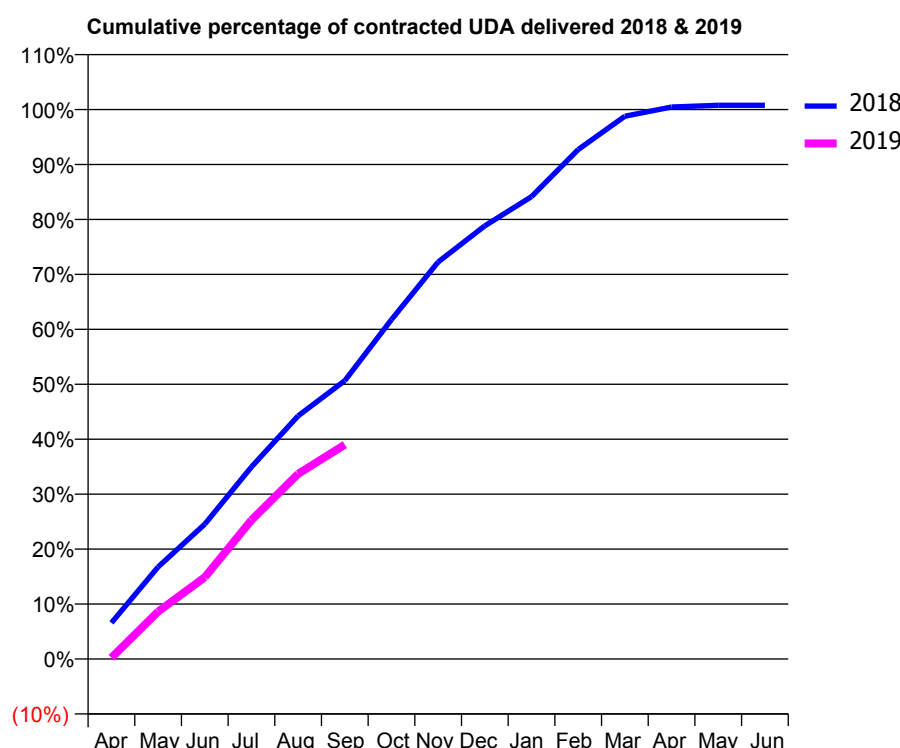
18/19 Contracted general activity (UDA)	12,859
Carry forward general activity (UDA)	0
18/19 Contracted orthodontic activity (UOA)	0
Carry forward orthodontic activity (UOA)	0
Baseline contract value	£290,121.62

## ACCESS\*

Patients seen in 24 months	Total	Change since previous quarter
Quarter ending September 2017	5,476	
Quarter ending December 2017	5,543	→
Quarter ending March 2018	5,498	→
Quarter ending June 2018	5,478	→
Quarter ending September 2018	5,460	→
<b>Variance since September 2017</b>	<b>(0.3%)</b>	→



## ACTIVITY



Adjusted Scheduled Activity (UDA)		
Month	2018	2019
April	848	29
May	2,155	1,109
June	3,156	1,913
July	4,494	3,251
August	5,690	4,333
September	6,513	5,015
October	7,944	
November	9,290	
December	10,136	
January	10,820	
February	11,920	
March	12,701	
April	12,916	
May	12,956	
June	12,956	

## QUALITY

	Quantity	Base Number	Contract	AT	Region	England
% of FP17s for the same patient ID Re-attending within 3 months - Children	70	1,344	5.2%	9.3%	11.1%	11.6%
% of FP17s for the same patient ID Re-attending within 3 months - Adults	168	2,102	8.0%	14.9%	15.3%	15.5%
% of FP17s for the same patient ID Re-attending between 3 & 9 months - Children	937	1,344	69.7%	59.8%	61.1%	58.8%
% of FP17s for the same patient ID Re-attending between 3 & 9 months - Adults	1,234	2,102	58.7%	51.6%	52.3%	51.1%
% of FP17s for Band 1 Urgent Courses	189	3,265	5.8%	9.4%	9.5%	9.0%
% of FP17s Relating to Free Repair or Replacements	1	3,265	0.0%	0.5%	0.7%	0.8%
% of FP17s Relating to Continuations	25	3,265	0.8%	0.8%	0.8%	0.9%
% of Patients satisfied with the dentistry they have received	2	2	N/A	92.5%	93.6%	93.3%
% of Patients satisfied with the time they had to wait for an appointment	2	2	N/A	89.8%	88.8%	88.9%

\* This is based on patients treated on this contract for their most recent course of treatment. Figures in italics indicate the base number of FP17s or Patient Questionnaire responses are less than 100. N/A is shown where the base number of responses is less than 10 during the period. % is calculated as Quantity/Base number\*100

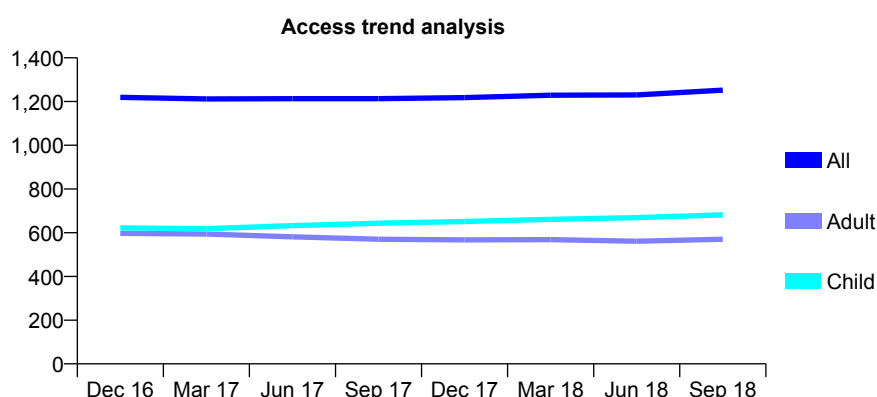
# Q68 - Vital Signs At a Glance Contract Report for 116513/0003 - September 2018

Name or company name	Fairfield Dental Surgery Limited
Contract type name	GDS Contract
Purpose of contract	General
Contract start date	01/08/2011
Contract end date	

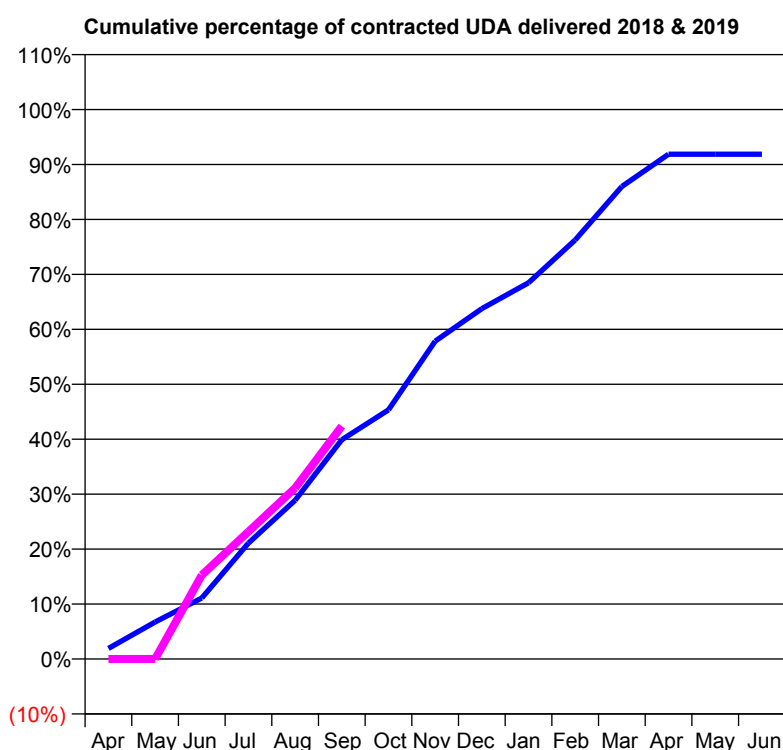
18/19 Contracted general activity (UDA)	3,500
Carry forward general activity (UDA)	0
18/19 Contracted orthodontic activity (UOA)	0
Carry forward orthodontic activity (UOA)	0
Baseline contract value	£78,622.43

## ACCESS\*

Patients seen in 24 months	Total	Change since previous quarter
Quarter ending September 2017	1,213	
Quarter ending December 2017	1,218	→
Quarter ending March 2018	1,229	→
Quarter ending June 2018	1,230	→
Quarter ending September 2018	1,252	→
<b>Variance since September 2017</b>	<b>3.2%</b>	<b>↑</b>



## ACTIVITY



Adjusted Scheduled Activity (UDA)		
Month	2018	2019
April	67	0
May	236	0
June	388	534
July	739	812
August	1,011	1,089
September	1,397	1,483
October	1,587	
November	2,024	
December	2,232	
January	2,396	
February	2,669	
March	3,010	
April	3,215	
May	3,215	
June	3,215	

## QUALITY

	Quantity	Base Number	Contract	AT	Region	England
% of FP17s for the same patient ID Re-attending within 3 months - Children	51	599	8.5%	9.3%	11.1%	11.6%
% of FP17s for the same patient ID Re-attending within 3 months - Adults	38	395	9.6%	14.9%	15.3%	15.5%
% of FP17s for the same patient ID Re-attending between 3 & 9 months - Children	387	599	64.6%	59.8%	61.1%	58.8%
% of FP17s for the same patient ID Re-attending between 3 & 9 months - Adults	248	395	62.8%	51.6%	52.3%	51.1%
% of FP17s for Band 1 Urgent Courses	31	913	3.4%	9.4%	9.5%	9.0%
% of FP17s Relating to Free Repair or Replacements	1	913	0.1%	0.5%	0.7%	0.8%
% of FP17s Relating to Continuations	0	913	0.0%	0.8%	0.8%	0.9%
% of Patients satisfied with the dentistry they have received	1	1	N/A	92.5%	93.6%	93.3%
% of Patients satisfied with the time they had to wait for an appointment	1	1	N/A	89.8%	88.8%	88.9%

\* This is based on patients treated on this contract for their most recent course of treatment. Figures in italics indicate the base number of FP17s or Patient Questionnaire responses are less than 100. N/A is shown where the base number of responses is less than 10 during the period. % is calculated as Quantity/Base number\*100

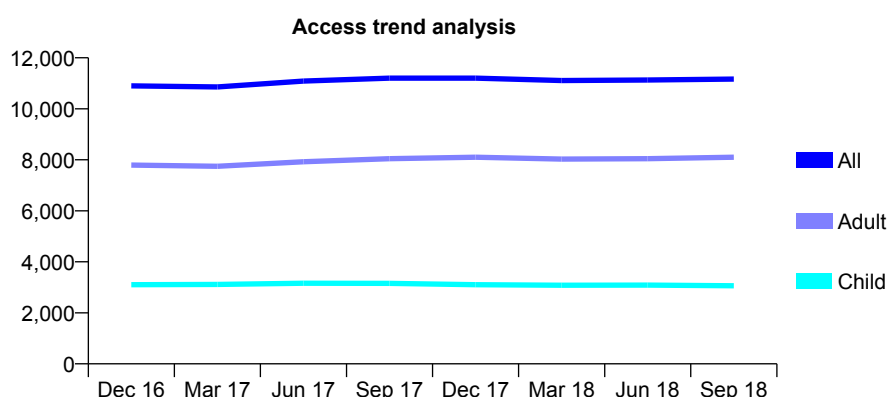
# Q68 - Vital Signs At a Glance Contract Report for 117013/0001 - September 2018

Name or company name	Family Dental Centre Limited
Contract type name	GDS Contract
Purpose of contract	General
Contract start date	01/04/2010
Contract end date	

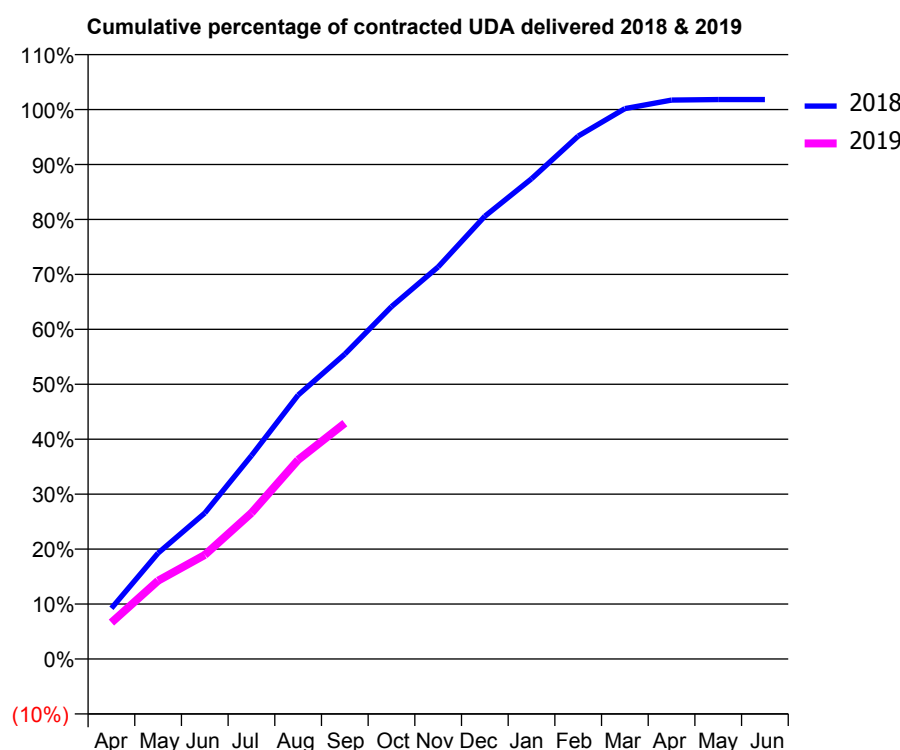
18/19 Contracted general activity (UDA)	41,003
Carry forward general activity (UDA)	0
18/19 Contracted orthodontic activity (UOA)	0
Carry forward orthodontic activity (UOA)	0
Baseline contract value	£1,519,249.25

## ACCESS\*

Patients seen in 24 months	Total	Change since previous quarter
Quarter ending September 2017	11,204	
Quarter ending December 2017	11,205	→
Quarter ending March 2018	11,110	→
Quarter ending June 2018	11,130	→
Quarter ending September 2018	11,166	→
<b>Variance since September 2017</b>	<b>(0.3%)</b>	→



## ACTIVITY



Adjusted Scheduled Activity (UDA)		
Month	2018	2019
April	3,785	2,716
May	7,905	5,841
June	10,894	7,767
July	15,180	10,896
August	19,693	14,863
September	22,755	17,594
October	26,296	
November	29,254	
December	33,044	
January	35,834	
February	39,018	
March	41,069	
April	41,703	
May	41,748	
June	41,745	

## QUALITY

	Quantity	Base Number	Contract	AT	Region	England
% of FP17s for the same patient ID Re-attending within 3 months - Children	120	2,236	5.4%	9.3%	11.1%	11.6%
% of FP17s for the same patient ID Re-attending within 3 months - Adults	644	5,431	11.9%	14.9%	15.3%	15.5%
% of FP17s for the same patient ID Re-attending between 3 & 9 months - Children	1,368	2,236	61.2%	59.8%	61.1%	58.8%
% of FP17s for the same patient ID Re-attending between 3 & 9 months - Adults	2,870	5,431	52.8%	51.6%	52.3%	51.1%
% of FP17s for Band 1 Urgent Courses	510	7,024	7.3%	9.4%	9.5%	9.0%
% of FP17s Relating to Free Repair or Replacements	21	7,024	0.3%	0.5%	0.7%	0.8%
% of FP17s Relating to Continuations	30	7,024	0.4%	0.8%	0.8%	0.9%
% of Patients satisfied with the dentistry they have received	2	2	N/A	92.5%	93.6%	93.3%
% of Patients satisfied with the time they had to wait for an appointment	2	2	N/A	89.8%	88.8%	88.9%

\* This is based on patients treated on this contract for their most recent course of treatment. Figures in italics indicate the base number of FP17s or Patient Questionnaire responses are less than 100. N/A is shown where the base number of responses is less than 10 during the period. % is calculated as Quantity/Base number\*100

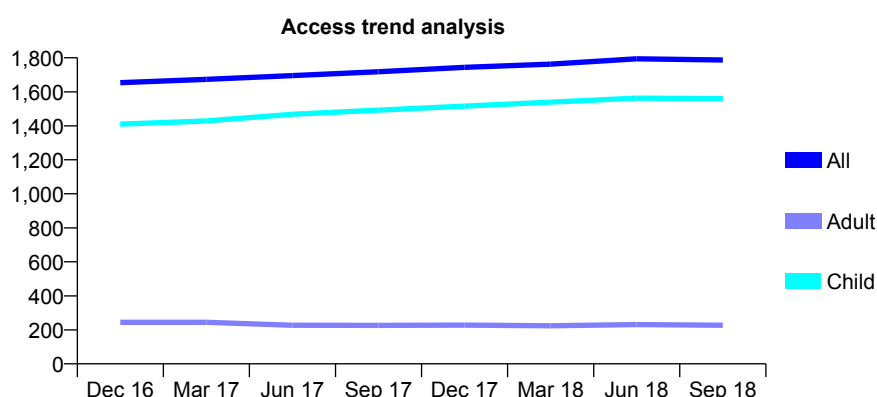
# Q68 - Vital Signs At a Glance Contract Report for 117188/0001 - September 2018

Name or company name	Mr Andrew Kenneth Pritchard and Mrs Catl
Contract type name	GDS Contract
Purpose of contract	General
Contract start date	21/06/2014
Contract end date	

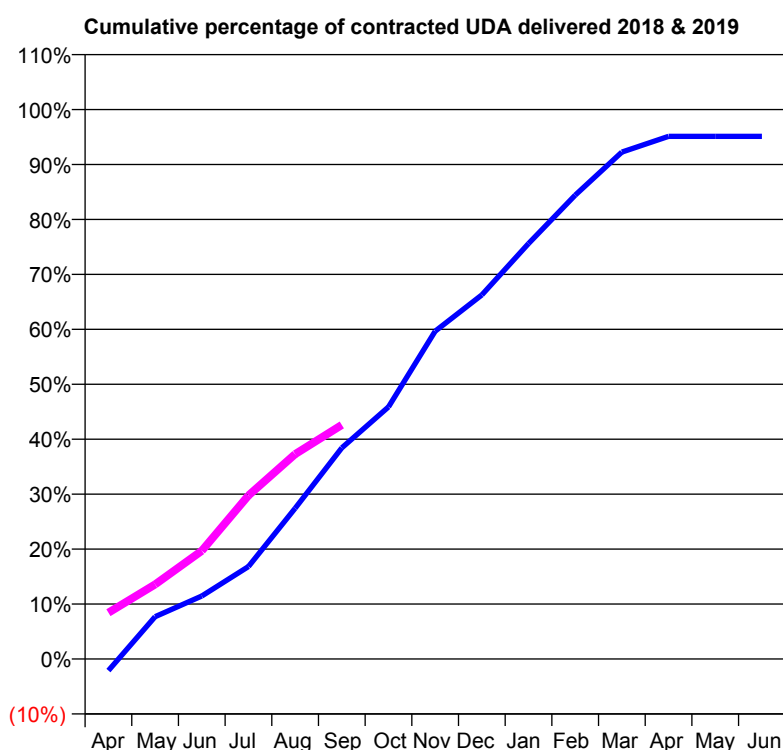
18/19 Contracted general activity (UDA)	3,600
Carry forward general activity (UDA)	0
18/19 Contracted orthodontic activity (UOA)	0
Carry forward orthodontic activity (UOA)	0
Baseline contract value	£80,907.29

## ACCESS\*

Patients seen in 24 months	Total	Change since previous quarter
Quarter ending September 2017	1,718	
Quarter ending December 2017	1,744	→
Quarter ending March 2018	1,763	→
Quarter ending June 2018	1,794	→
Quarter ending September 2018	1,787	→
<b>Variance since September 2017</b>	<b>4.0%</b>	<b>↑</b>



## ACTIVITY



Adjusted Scheduled Activity (UDA)		
Month	2018	2019
April	-77	303
May	277	489
June	413	709
July	606	1,071
August	988	1,343
September	1,384	1,533
October	1,652	
November	2,148	
December	2,385	
January	2,722	
February	3,039	
March	3,321	
April	3,424	
May	3,424	
June	3,424	

## QUALITY

	Quantity	Base Number	Contract	AT	Region	England
% of FP17s for the same patient ID Re-attending within 3 months - Children	139	1,200	11.6%	9.3%	11.1%	11.6%
% of FP17s for the same patient ID Re-attending within 3 months - Adults	4	63	6.3%	14.9%	15.3%	15.5%
% of FP17s for the same patient ID Re-attending between 3 & 9 months - Children	773	1,200	64.4%	59.8%	61.1%	58.8%
% of FP17s for the same patient ID Re-attending between 3 & 9 months - Adults	37	63	58.7%	51.6%	52.3%	51.1%
% of FP17s for Band 1 Urgent Courses	47	1,177	4.0%	9.4%	9.5%	9.0%
% of FP17s Relating to Free Repair or Replacements	0	1,177	0.0%	0.5%	0.7%	0.8%
% of FP17s Relating to Continuations	0	1,177	0.0%	0.8%	0.8%	0.9%
% of Patients satisfied with the dentistry they have received	0	0	N/A	92.5%	93.6%	93.3%
% of Patients satisfied with the time they had to wait for an appointment	0	0	N/A	89.8%	88.8%	88.9%

\* This is based on patients treated on this contract for their most recent course of treatment. Figures in italics indicate the base number of FP17s or Patient Questionnaire responses are less than 100. N/A is shown where the base number of responses is less than 10 during the period. % is calculated as Quantity/Base number\*100

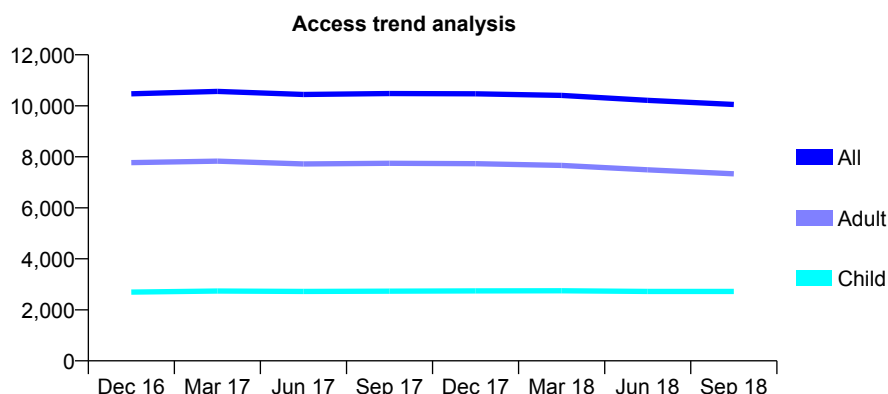
## Q68 - Vital Signs At a Glance Contract Report for 117900/0002 - September 2018

Name or company name	Northdene Services Limited
Contract type name	GDS Contract
Purpose of contract	General
Contract start date	01/04/2007
Contract end date	

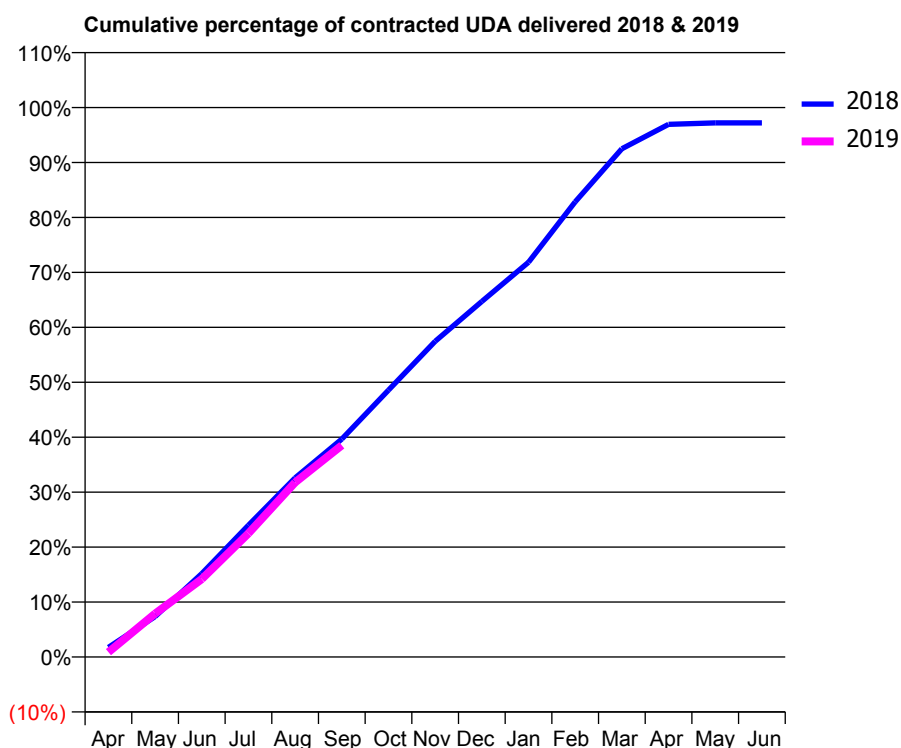
18/19 Contracted general activity (UDA)	28,218
Carry forward general activity (UDA)	793
18/19 Contracted orthodontic activity (UOA)	0
Carry forward orthodontic activity (UOA)	0
Baseline contract value	£758,246.31

### ACCESS\*

Patients seen in 24 months	Total	Change since previous quarter
Quarter ending September 2017	10,480	
Quarter ending December 2017	10,473	→
Quarter ending March 2018	10,410	→
Quarter ending June 2018	10,214	↓
Quarter ending September 2018	10,052	↓
<b>Variance since September 2017</b>	<b>(4.1%)</b>	<b>↓</b>



### ACTIVITY



Adjusted Scheduled Activity (UDA)		
Month	2018	2019
April	497	252
May	2,080	2,231
June	4,283	4,003
July	6,770	6,351
August	9,200	8,965
September	11,193	10,873
October	13,708	
November	16,209	
December	18,260	
January	20,273	
February	23,375	
March	26,098	
April	27,350	
May	27,427	
June	27,425	

### QUALITY

	Quantity	Base Number	Contract	AT	Region	England
% of FP17s for the same patient ID Re-attending within 3 months - Children	121	1,841	6.6%	9.3%	11.1%	11.6%
% of FP17s for the same patient ID Re-attending within 3 months - Adults	568	4,256	13.3%	14.9%	15.3%	15.5%
% of FP17s for the same patient ID Re-attending between 3 & 9 months - Children	1,026	1,841	55.7%	59.8%	61.1%	58.8%
% of FP17s for the same patient ID Re-attending between 3 & 9 months - Adults	2,142	4,256	50.3%	51.6%	52.3%	51.1%
% of FP17s for Band 1 Urgent Courses	391	5,602	7.0%	9.4%	9.5%	9.0%
% of FP17s Relating to Free Repair or Replacements	29	5,602	0.5%	0.5%	0.7%	0.8%
% of FP17s Relating to Continuations	66	5,602	1.2%	0.8%	0.8%	0.9%
% of Patients satisfied with the dentistry they have received	7	7	N/A	92.5%	93.6%	93.3%
% of Patients satisfied with the time they had to wait for an appointment	7	7	N/A	89.8%	88.8%	88.9%

\* This is based on patients treated on this contract for their most recent course of treatment. Figures in italics indicate the base number of FP17s or Patient Questionnaire responses are less than 100. N/A is shown where the base number of responses is less than 10 during the period. % is calculated as Quantity/Base number\*100



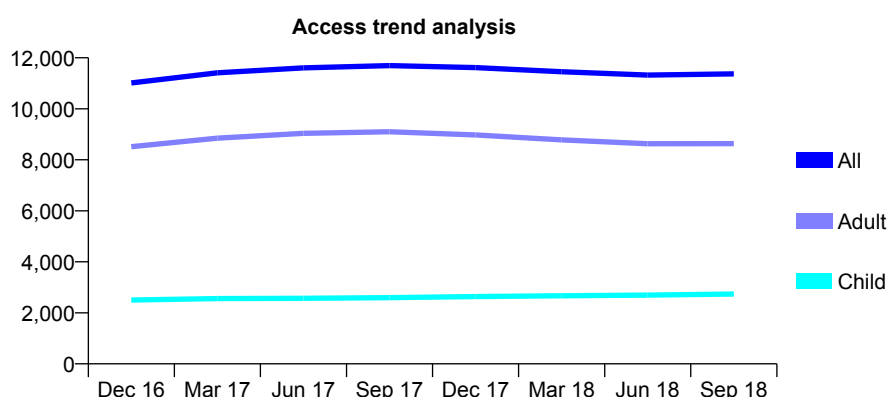
# Q68 - Vital Signs At a Glance Contract Report for 117986/0001 - September 2018

Name or company name	Mr S H Sachedina and Mr M O'Hara
Contract type name	GDS Contract
Purpose of contract	General
Contract start date	01/05/2015
Contract end date	

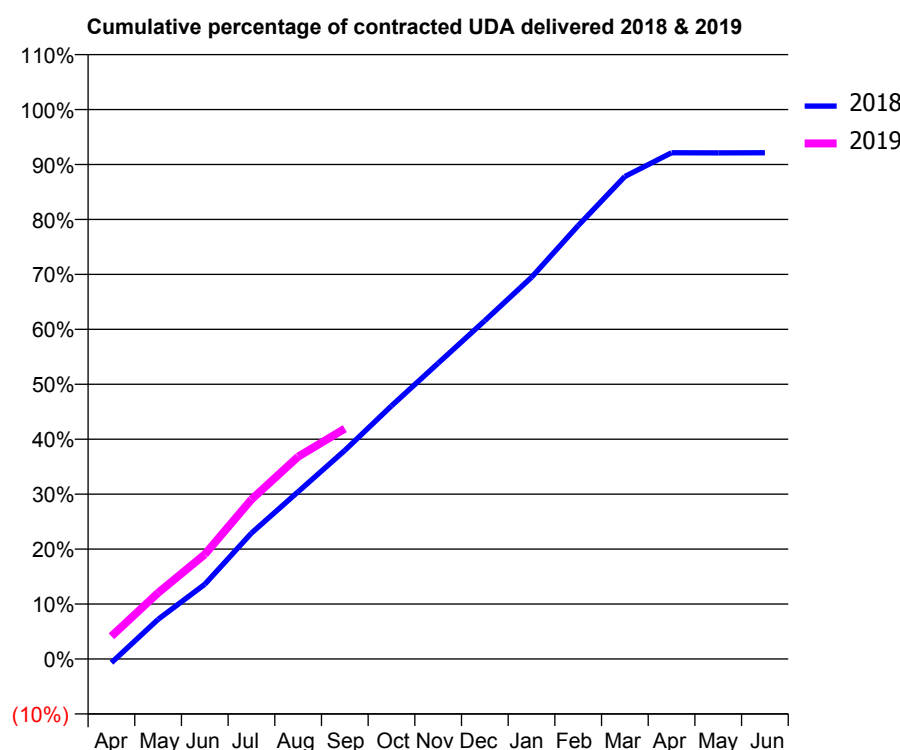
18/19 Contracted general activity (UDA)	29,663
Carry forward general activity (UDA)	0
18/19 Contracted orthodontic activity (UOA)	0
Carry forward orthodontic activity (UOA)	0
Baseline contract value	£741,653.83

## ACCESS\*

Patients seen in 24 months	Total	Change since previous quarter
Quarter ending September 2017	11,693	
Quarter ending December 2017	11,615	→
Quarter ending March 2018	11,453	↓
Quarter ending June 2018	11,325	↓
Quarter ending September 2018	11,372	→
<b>Variance since September 2017</b>	<b>(2.7%)</b>	<b>↓</b>



## ACTIVITY



Adjusted Scheduled Activity (UDA)		
Month	2018	2019
April	-207	1,227
May	2,138	3,573
June	4,037	5,644
July	6,799	8,613
August	9,031	10,922
September	11,264	12,434
October	13,668	
November	15,966	
December	18,268	
January	20,606	
February	23,399	
March	26,049	
April	27,326	
May	27,321	
June	27,327	

## QUALITY

	Quantity	Base Number	Contract	AT	Region	England
% of FP17s for the same patient ID Re-attending within 3 months - Children	130	2,179	6.0%	9.3%	11.1%	11.6%
% of FP17s for the same patient ID Re-attending within 3 months - Adults	881	6,067	14.5%	14.9%	15.3%	15.5%
% of FP17s for the same patient ID Re-attending between 3 & 9 months - Children	1,387	2,179	63.7%	59.8%	61.1%	58.8%
% of FP17s for the same patient ID Re-attending between 3 & 9 months - Adults	3,315	6,067	54.6%	51.6%	52.3%	51.1%
% of FP17s for Band 1 Urgent Courses	757	7,641	9.9%	9.4%	9.5%	9.0%
% of FP17s Relating to Free Repair or Replacements	40	7,641	0.5%	0.5%	0.7%	0.8%
% of FP17s Relating to Continuations	21	7,641	0.3%	0.8%	0.8%	0.9%
% of Patients satisfied with the dentistry they have received	6	6	N/A	92.5%	93.6%	93.3%
% of Patients satisfied with the time they had to wait for an appointment	6	6	N/A	89.8%	88.8%	88.9%

\* This is based on patients treated on this contract for their most recent course of treatment. Figures in italics indicate the base number of FP17s or Patient Questionnaire responses are less than 100. N/A is shown where the base number of responses is less than 10 during the period. % is calculated as Quantity/Base number\*100

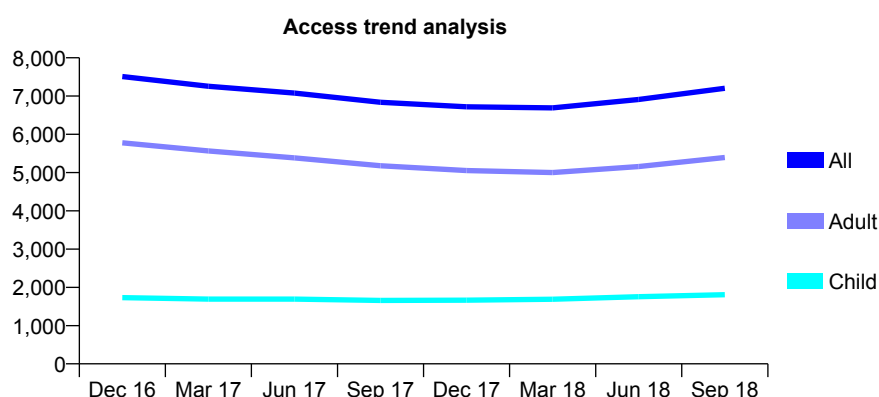
# Q68 - Vital Signs At a Glance Contract Report for 119296/0001 - September 2018

Name or company name	Pearl Dental Studios Limited
Contract type name	GDS Contract
Purpose of contract	General
Contract start date	01/04/2011
Contract end date	

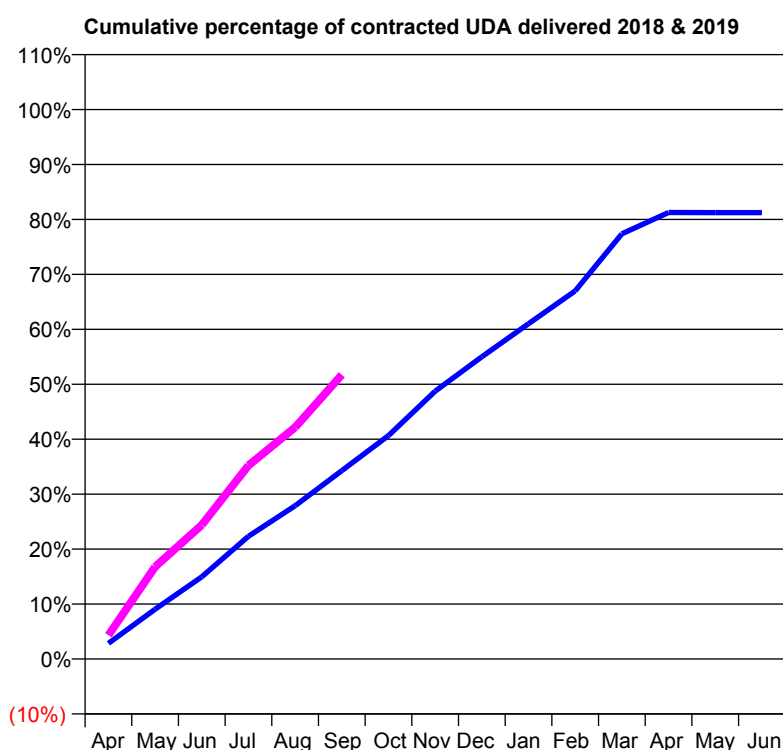
18/19 Contracted general activity (UDA)	19,000
Carry forward general activity (UDA)	0
18/19 Contracted orthodontic activity (UOA)	0
Carry forward orthodontic activity (UOA)	0
Baseline contract value	£524,565.20

## ACCESS\*

Patients seen in 24 months	Total	Change since previous quarter
Quarter ending September 2017	6,836	
Quarter ending December 2017	6,719	↓
Quarter ending March 2018	6,691	→
Quarter ending June 2018	6,912	↑
Quarter ending September 2018	7,203	↑
<b>Variance since September 2017</b>	<b>5.4%</b>	<b>↑</b>



## ACTIVITY



Adjusted Scheduled Activity (UDA)		
Month	2018	2019
April	543	824
May	1,724	3,187
June	2,843	4,634
July	4,246	6,691
August	5,299	8,010
September	6,511	9,829
October	7,724	
November	9,260	
December	10,450	
January	11,592	
February	12,728	
March	14,701	
April	15,441	
May	15,435	
June	15,434	

## QUALITY

	Quantity	Base Number	Contract	AT	Region	England
% of FP17s for the same patient ID Re-attending within 3 months - Children	78	1,314	5.9%	9.3%	11.1%	11.6%
% of FP17s for the same patient ID Re-attending within 3 months - Adults	634	3,925	16.2%	14.9%	15.3%	15.5%
% of FP17s for the same patient ID Re-attending between 3 & 9 months - Children	562	1,314	42.8%	59.8%	61.1%	58.8%
% of FP17s for the same patient ID Re-attending between 3 & 9 months - Adults	1,288	3,925	32.8%	51.6%	52.3%	51.1%
% of FP17s for Band 1 Urgent Courses	693	4,900	14.1%	9.4%	9.5%	9.0%
% of FP17s Relating to Free Repair or Replacements	13	4,900	0.3%	0.5%	0.7%	0.8%
% of FP17s Relating to Continuations	21	4,900	0.4%	0.8%	0.8%	0.9%
% of Patients satisfied with the dentistry they have received	5	5	N/A	92.5%	93.6%	93.3%
% of Patients satisfied with the time they had to wait for an appointment	4	5	N/A	89.8%	88.8%	88.9%

\* This is based on patients treated on this contract for their most recent course of treatment. Figures in italics indicate the base number of FP17s or Patient Questionnaire responses are less than 100. N/A is shown where the base number of responses is less than 10 during the period. % is calculated as Quantity/Base number\*100

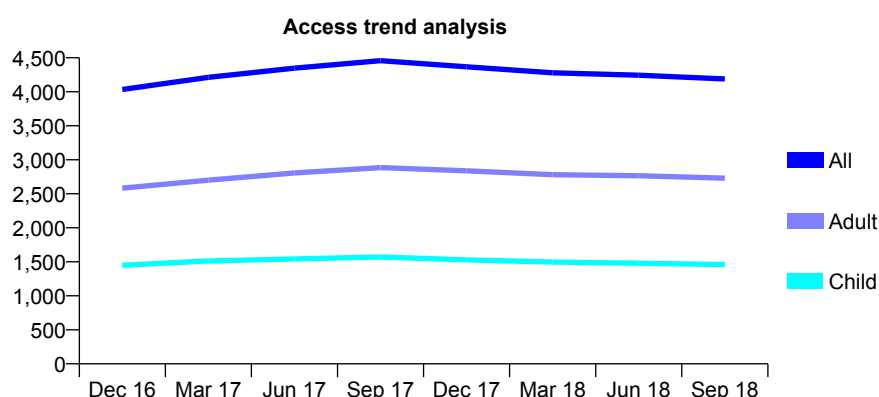
# Q68 - Vital Signs At a Glance Contract Report for 120545/0001 - September 2018

Name or company name	Henfield Dental Surgery Partnership
Contract type name	GDS Contract
Purpose of contract	General
Contract start date	31/10/2015
Contract end date	

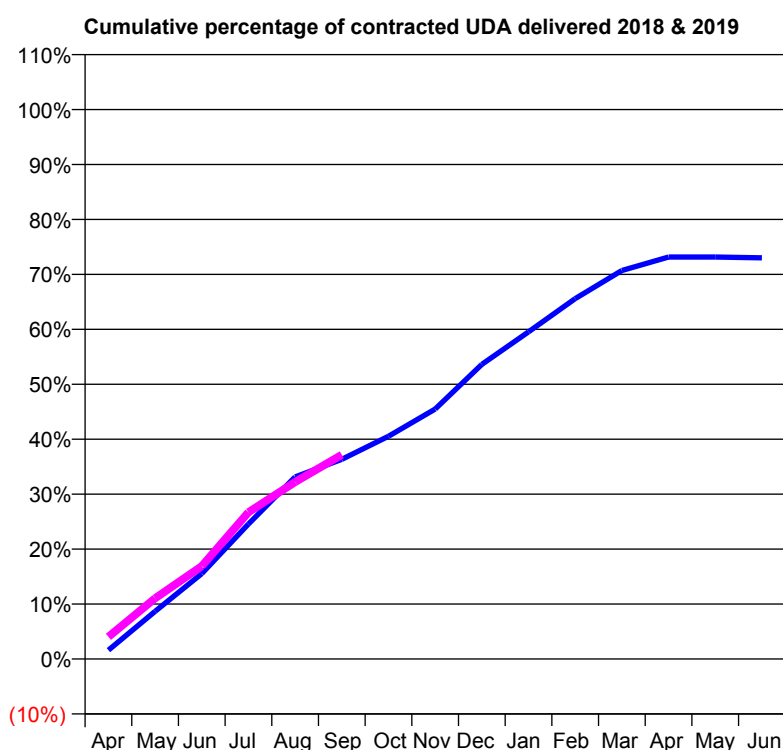
18/19 Contracted general activity (UDA)	13,000
Carry forward general activity (UDA)	0
18/19 Contracted orthodontic activity (UOA)	0
Carry forward orthodontic activity (UOA)	0
Baseline contract value	£343,951.16

## ACCESS\*

Patients seen in 24 months	Total	Change since previous quarter
Quarter ending September 2017	4,457	
Quarter ending December 2017	4,368	↓
Quarter ending March 2018	4,280	↓
Quarter ending June 2018	4,245	→
Quarter ending September 2018	4,189	↓
<b>Variance since September 2017</b>	<b>(6.0%)</b>	<b>↓</b>



## ACTIVITY



Adjusted Scheduled Activity (UDA)		
Month	2018	2019
April	210	526
May	1,127	1,437
June	2,020	2,196
July	3,195	3,471
August	4,308	4,188
September	4,725	4,830
October	5,271	
November	5,914	
December	6,969	
January	7,740	
February	8,525	
March	9,191	
April	9,510	
May	9,510	
June	9,490	

## QUALITY

	Quantity	Base Number	Contract	AT	Region	England
% of FP17s for the same patient ID Re-attending within 3 months - Children	55	1,089	5.1%	9.3%	11.1%	11.6%
% of FP17s for the same patient ID Re-attending within 3 months - Adults	233	1,940	12.0%	14.9%	15.3%	15.5%
% of FP17s for the same patient ID Re-attending between 3 & 9 months - Children	539	1,089	49.5%	59.8%	61.1%	58.8%
% of FP17s for the same patient ID Re-attending between 3 & 9 months - Adults	958	1,940	49.4%	51.6%	52.3%	51.1%
% of FP17s for Band 1 Urgent Courses	200	2,829	7.1%	9.4%	9.5%	9.0%
% of FP17s Relating to Free Repair or Replacements	24	2,829	0.8%	0.5%	0.7%	0.8%
% of FP17s Relating to Continuations	26	2,829	0.9%	0.8%	0.8%	0.9%
% of Patients satisfied with the dentistry they have received	2	2	N/A	92.5%	93.6%	93.3%
% of Patients satisfied with the time they had to wait for an appointment	2	2	N/A	89.8%	88.8%	88.9%

\* This is based on patients treated on this contract for their most recent course of treatment. Figures in italics indicate the base number of FP17s or Patient Questionnaire responses are less than 100. N/A is shown where the base number of responses is less than 10 during the period. % is calculated as Quantity/Base number\*100

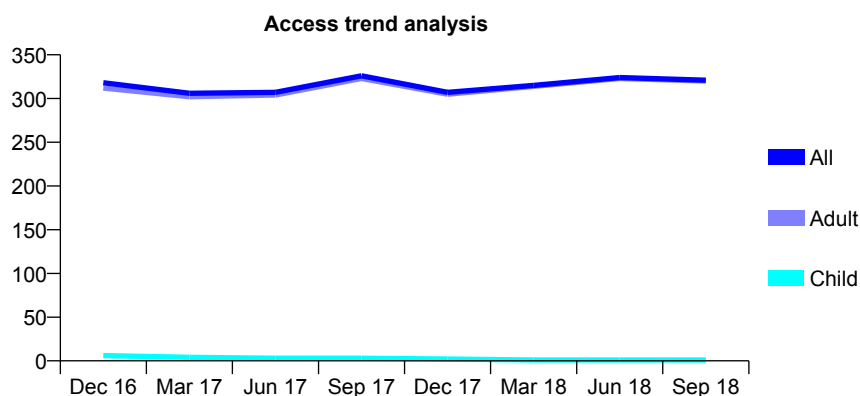
## Q68 - Vital Signs At a Glance Contract Report for 121371/0001 - September 2018

Name or company name	Sussex Community NHS Trust
Contract type name	PDS Contract
Purpose of contract	General
Contract start date	01/04/2011
Contract end date	31/03/2019

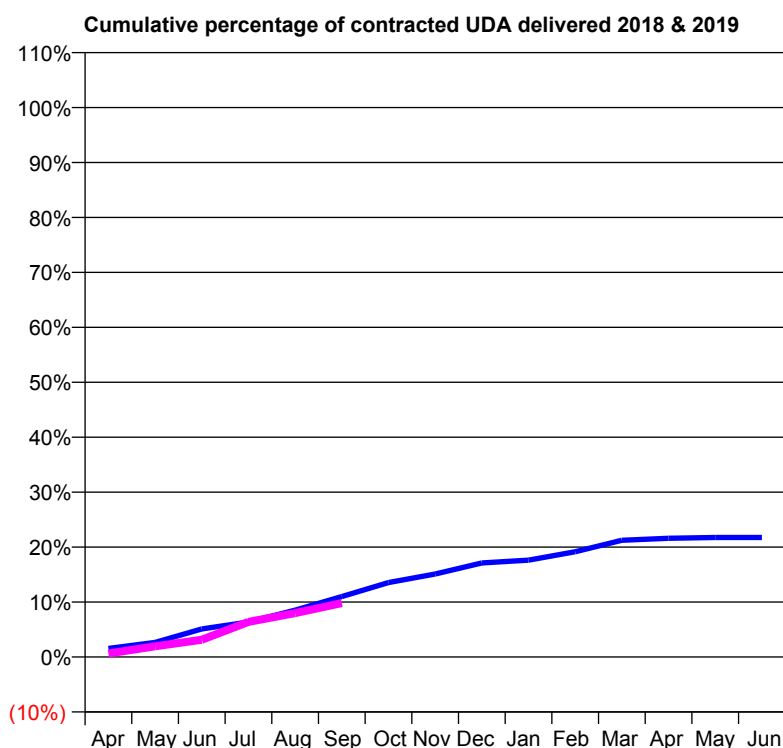
18/19 Contracted general activity (UDA)	2,000
Carry forward general activity (UDA)	0
18/19 Contracted orthodontic activity (UOA)	0
Carry forward orthodontic activity (UOA)	0
Baseline contract value	£2,240,108.74

### ACCESS\*

Patients seen in 24 months	Total	Change since previous quarter
Quarter ending September 2017	326	
Quarter ending December 2017	307	↓
Quarter ending March 2018	315	↑
Quarter ending June 2018	324	↑
Quarter ending September 2018	321	→
<b>Variance since September 2017</b>	<b>(1.5%)</b>	<b>↓</b>



### ACTIVITY



Adjusted Scheduled Activity (UDA)		
Month	2018	2019
April	31	13
May	53	39
June	102	63
July	128	128
August	171	160
September	220	196
October	271	
November	302	
December	343	
January	353	
February	383	
March	425	
April	432	
May	435	
June	435	

### QUALITY

	Quantity	Base Number	Contract	AT	Region	England
% of FP17s for the same patient ID Re-attending within 3 months - Children	0	1	0.0%	9.3%	11.1%	11.6%
% of FP17s for the same patient ID Re-attending within 3 months - Adults	4	100	4.0%	14.9%	15.3%	15.5%
% of FP17s for the same patient ID Re-attending between 3 & 9 months - Children	1	1	100.0%	59.8%	61.1%	58.8%
% of FP17s for the same patient ID Re-attending between 3 & 9 months - Adults	6	100	6.0%	51.6%	52.3%	51.1%
% of FP17s for Band 1 Urgent Courses	1	93	1.1%	9.4%	9.5%	9.0%
% of FP17s Relating to Free Repair or Replacements	0	93	0.0%	0.5%	0.7%	0.8%
% of FP17s Relating to Continuations	1	93	1.1%	0.8%	0.8%	0.9%
% of Patients satisfied with the dentistry they have received	0	0	N/A	92.5%	93.6%	93.3%
% of Patients satisfied with the time they had to wait for an appointment	0	0	N/A	89.8%	88.8%	88.9%

\* This is based on patients treated on this contract for their most recent course of treatment. Figures in italics indicate the base number of FP17s or Patient Questionnaire responses are less than 100. N/A is shown where the base number of responses is less than 10 during the period. % is calculated as Quantity/Base number\*100

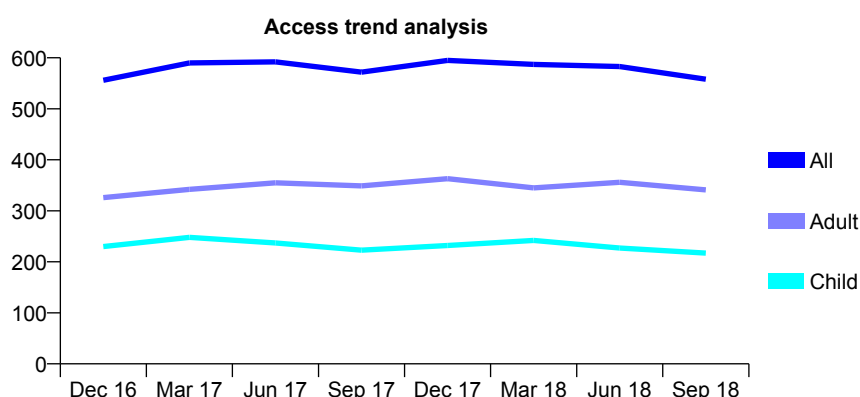
# Q68 - Vital Signs At a Glance Contract Report for 121371/0002 - September 2018

Name or company name	Sussex Community NHS Trust
Contract type name	PDS Contract
Purpose of contract	General
Contract start date	01/04/2011
Contract end date	31/03/2019

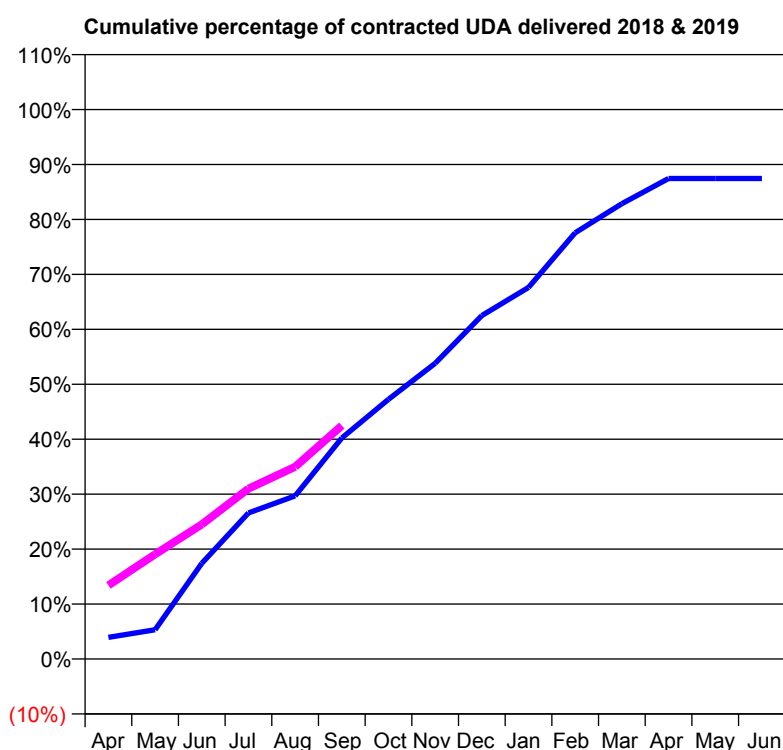
18/19 Contracted general activity (UDA)	1,600
Carry forward general activity (UDA)	0
18/19 Contracted orthodontic activity (UOA)	0
Carry forward orthodontic activity (UOA)	0
Baseline contract value	£35,285.01

## ACCESS\*

Patients seen in 24 months	Total	Change since previous quarter
Quarter ending September 2017	572	
Quarter ending December 2017	595	↑
Quarter ending March 2018	587	↓
Quarter ending June 2018	583	→
Quarter ending September 2018	558	↓
<b>Variance since September 2017</b>	<b>(2.4%)</b>	<b>↓</b>



## ACTIVITY



Adjusted Scheduled Activity (UDA)		
Month	2018	2019
April	63	214
May	85	305
June	278	392
July	425	496
August	475	560
September	643	680
October	756	
November	861	
December	1,000	
January	1,082	
February	1,241	
March	1,326	
April	1,399	
May	1,399	
June	1,399	

## QUALITY

	Quantity	Base Number	Contract	AT	Region	England
% of FP17s for the same patient ID Re-attending within 3 months - Children	7	154	4.5%	9.3%	11.1%	11.6%
% of FP17s for the same patient ID Re-attending within 3 months - Adults	20	225	8.9%	14.9%	15.3%	15.5%
% of FP17s for the same patient ID Re-attending between 3 & 9 months - Children	46	154	29.9%	59.8%	61.1%	58.8%
% of FP17s for the same patient ID Re-attending between 3 & 9 months - Adults	92	225	40.9%	51.6%	52.3%	51.1%
% of FP17s for Band 1 Urgent Courses	19	342	5.6%	9.4%	9.5%	9.0%
% of FP17s Relating to Free Repair or Replacements	1	342	0.3%	0.5%	0.7%	0.8%
% of FP17s Relating to Continuations	2	342	0.6%	0.8%	0.8%	0.9%
% of Patients satisfied with the dentistry they have received	0	0	N/A	92.5%	93.6%	93.3%
% of Patients satisfied with the time they had to wait for an appointment	0	0	N/A	89.8%	88.8%	88.9%

\* This is based on patients treated on this contract for their most recent course of treatment. Figures in italics indicate the base number of FP17s or Patient Questionnaire responses are less than 100. N/A is shown where the base number of responses is less than 10 during the period. % is calculated as Quantity/Base number\*100

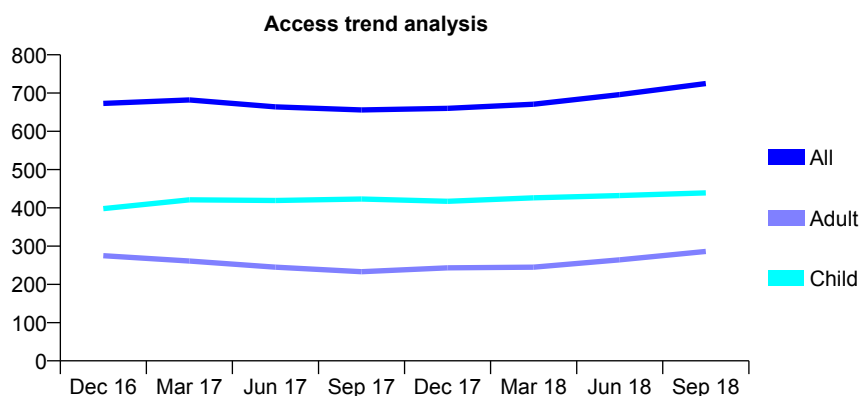
## Q68 - Vital Signs At a Glance Contract Report for 121371/0004 - September 2018

Name or company name	Sussex Community NHS Trust
Contract type name	PDS Contract
Purpose of contract	General
Contract start date	01/04/2011
Contract end date	31/03/2019

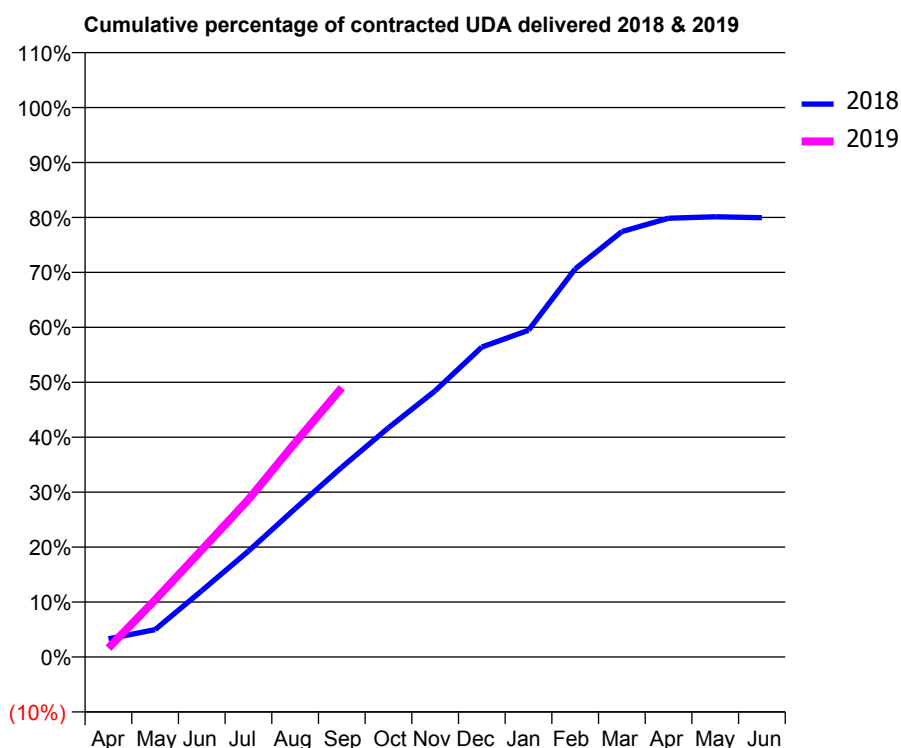
18/19 Contracted general activity (UDA)	2,450
Carry forward general activity (UDA)	0
18/19 Contracted orthodontic activity (UOA)	0
Carry forward orthodontic activity (UOA)	0
Baseline contract value	£69,701.39

### ACCESS\*

Patients seen in 24 months	Total	Change since previous quarter
Quarter ending September 2017	656	
Quarter ending December 2017	660	→
Quarter ending March 2018	671	→
Quarter ending June 2018	696	↑
Quarter ending September 2018	725	↑
<b>Variance since September 2017</b>	<b>10.5%</b>	<b>↑</b>



### ACTIVITY



Adjusted Scheduled Activity (UDA)		
Month	2018	2019
April	81	40
May	122	255
June	296	478
July	472	702
August	661	956
September	846	1,201
October	1,022	
November	1,187	
December	1,382	
January	1,457	
February	1,730	
March	1,897	
April	1,957	
May	1,963	
June	1,959	

### QUALITY

	Quantity	Base Number	Contract	AT	Region	England
% of FP17s for the same patient ID Re-attending within 3 months - Children	40	406	9.9%	9.3%	11.1%	11.6%
% of FP17s for the same patient ID Re-attending within 3 months - Adults	26	219	11.9%	14.9%	15.3%	15.5%
% of FP17s for the same patient ID Re-attending between 3 & 9 months - Children	97	406	23.9%	59.8%	61.1%	58.8%
% of FP17s for the same patient ID Re-attending between 3 & 9 months - Adults	91	219	41.6%	51.6%	52.3%	51.1%
% of FP17s for Band 1 Urgent Courses	9	591	1.5%	9.4%	9.5%	9.0%
% of FP17s Relating to Free Repair or Replacements	1	591	0.2%	0.5%	0.7%	0.8%
% of FP17s Relating to Continuations	1	591	0.2%	0.8%	0.8%	0.9%
% of Patients satisfied with the dentistry they have received	0	0	N/A	92.5%	93.6%	93.3%
% of Patients satisfied with the time they had to wait for an appointment	0	0	N/A	89.8%	88.8%	88.9%

\* This is based on patients treated on this contract for their most recent course of treatment. Figures in italics indicate the base number of FP17s or Patient Questionnaire responses are less than 100. N/A is shown where the base number of responses is less than 10 during the period. % is calculated as Quantity/Base number\*100

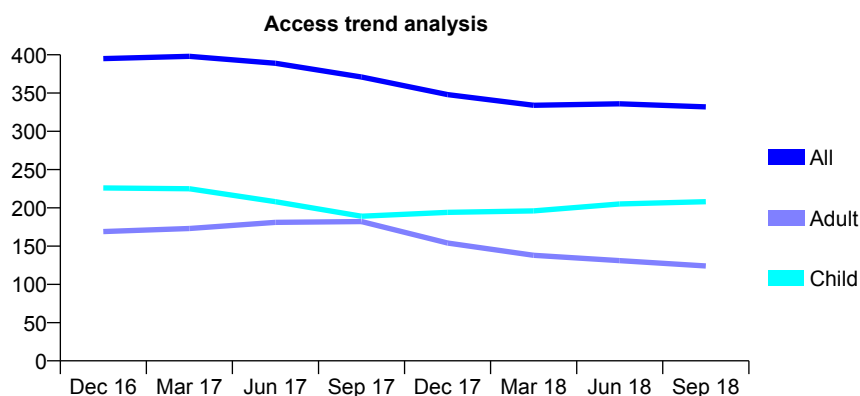
## Q68 - Vital Signs At a Glance Contract Report for 121371/0005 - September 2018

Name or company name	Sussex Community NHS Trust
Contract type name	PDS Contract
Purpose of contract	General
Contract start date	01/04/2011
Contract end date	31/03/2019

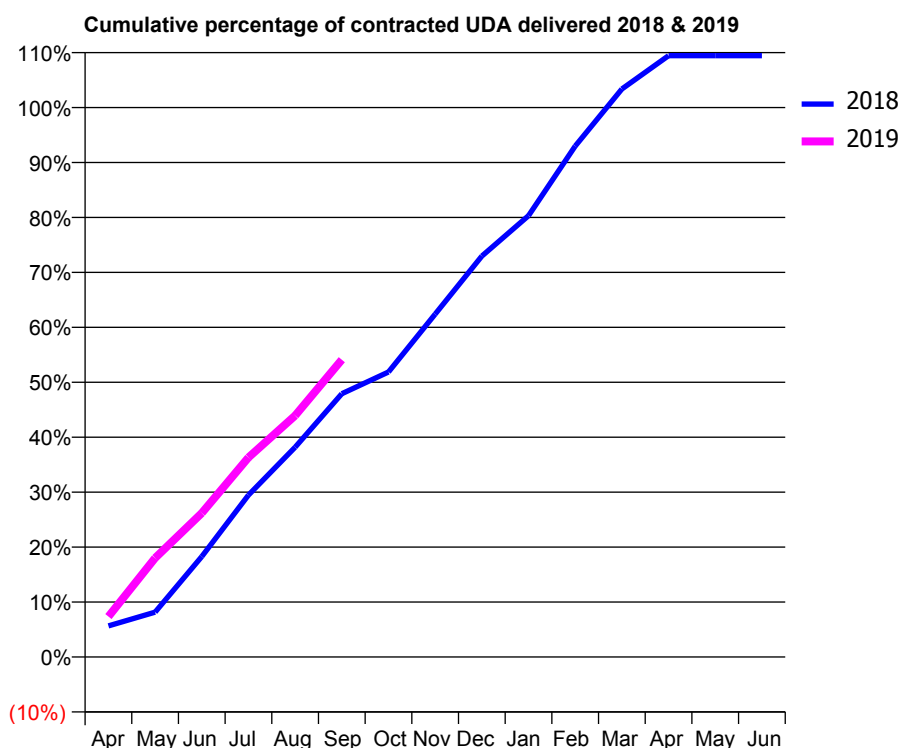
18/19 Contracted general activity (UDA)	760
Carry forward general activity (UDA)	0
18/19 Contracted orthodontic activity (UOA)	0
Carry forward orthodontic activity (UOA)	0
Baseline contract value	£14,685.05

### ACCESS\*

Patients seen in 24 months	Total	Change since previous quarter
Quarter ending September 2017	371	
Quarter ending December 2017	348	↓
Quarter ending March 2018	334	↓
Quarter ending June 2018	336	→
Quarter ending September 2018	332	↓
<b>Variance since September 2017</b>	<b>(10.5%)</b>	<b>↓</b>



### ACTIVITY



Adjusted Scheduled Activity (UDA)		
Month	2018	2019
April	43	56
May	62	137
June	139	199
July	224	276
August	290	334
September	364	411
October	394	
November	474	
December	554	
January	610	
February	707	
March	786	
April	832	
May	832	
June	832	

### QUALITY

	Quantity	Base Number	Contract	AT	Region	England
% of FP17s for the same patient ID Re-attending within 3 months - Children	10	163	6.1%	9.3%	11.1%	11.6%
% of FP17s for the same patient ID Re-attending within 3 months - Adults	8	69	11.6%	14.9%	15.3%	15.5%
% of FP17s for the same patient ID Re-attending between 3 & 9 months - Children	27	163	16.6%	59.8%	61.1%	58.8%
% of FP17s for the same patient ID Re-attending between 3 & 9 months - Adults	31	69	44.9%	51.6%	52.3%	51.1%
% of FP17s for Band 1 Urgent Courses	1	213	0.5%	9.4%	9.5%	9.0%
% of FP17s Relating to Free Repair or Replacements	0	213	0.0%	0.5%	0.7%	0.8%
% of FP17s Relating to Continuations	4	213	1.9%	0.8%	0.8%	0.9%
% of Patients satisfied with the dentistry they have received	1	1	N/A	92.5%	93.6%	93.3%
% of Patients satisfied with the time they had to wait for an appointment	0	1	N/A	89.8%	88.8%	88.9%

\* This is based on patients treated on this contract for their most recent course of treatment. Figures in italics indicate the base number of FP17s or Patient Questionnaire responses are less than 100. N/A is shown where the base number of responses is less than 10 during the period. % is calculated as Quantity/Base number\*100



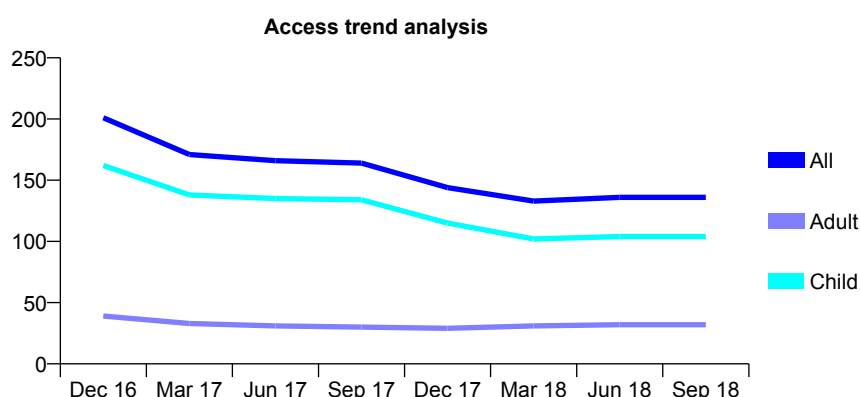
# Q68 - Vital Signs At a Glance Contract Report for 121371/0006 - September 2018

Name or company name	Sussex Community NHS Trust
Contract type name	PDS Contract
Purpose of contract	General
Contract start date	01/04/2011
Contract end date	31/03/2019

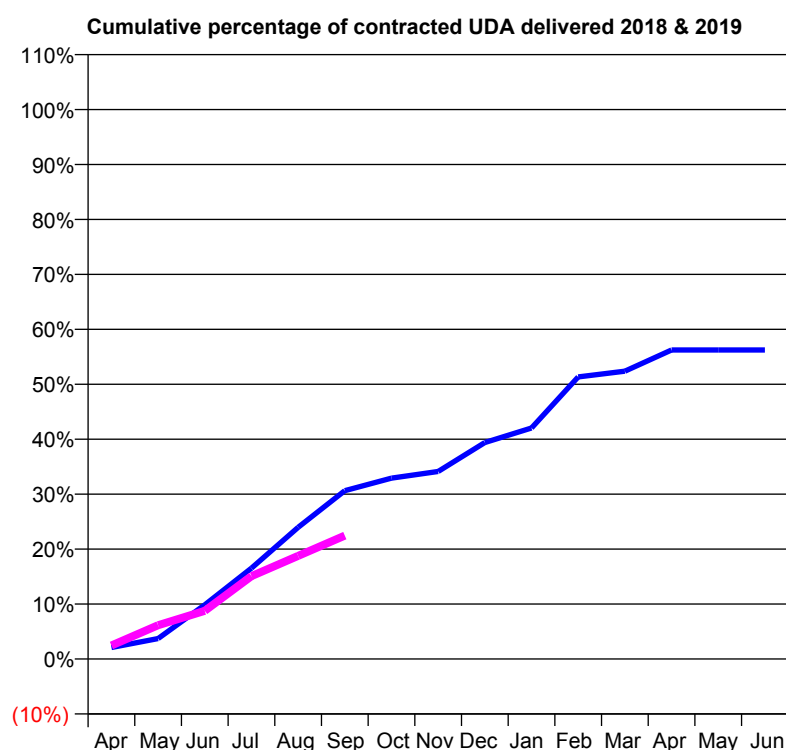
18/19 Contracted general activity (UDA)	570
Carry forward general activity (UDA)	0
18/19 Contracted orthodontic activity (UOA)	0
Carry forward orthodontic activity (UOA)	0
Baseline contract value	£12,668.28

## ACCESS\*

Patients seen in 24 months	Total	Change since previous quarter
Quarter ending September 2017	164	
Quarter ending December 2017	144	↓
Quarter ending March 2018	133	↓
Quarter ending June 2018	136	↑
Quarter ending September 2018	136	→
<b>Variance since September 2017</b>	<b>(17.1%)</b>	<b>↓</b>



## ACTIVITY



Adjusted Scheduled Activity (UDA)		
Month	2018	2019
April	12	14
May	21	35
June	56	50
July	94	86
August	137	107
September	175	128
October	188	
November	195	
December	225	
January	240	
February	293	
March	299	
April	321	
May	321	
June	321	

## QUALITY

	Quantity	Base Number	Contract	AT	Region	England
% of FP17s for the same patient ID Re-attending within 3 months - Children	6	80	7.5%	9.3%	11.1%	11.6%
% of FP17s for the same patient ID Re-attending within 3 months - Adults	4	29	13.8%	14.9%	15.3%	15.5%
% of FP17s for the same patient ID Re-attending between 3 & 9 months - Children	29	80	36.3%	59.8%	61.1%	58.8%
% of FP17s for the same patient ID Re-attending between 3 & 9 months - Adults	13	29	44.8%	51.6%	52.3%	51.1%
% of FP17s for Band 1 Urgent Courses	0	92	0.0%	9.4%	9.5%	9.0%
% of FP17s Relating to Free Repair or Replacements	0	92	0.0%	0.5%	0.7%	0.8%
% of FP17s Relating to Continuations	0	92	0.0%	0.8%	0.8%	0.9%
% of Patients satisfied with the dentistry they have received	0	0	N/A	92.5%	93.6%	93.3%
% of Patients satisfied with the time they had to wait for an appointment	0	0	N/A	89.8%	88.8%	88.9%

\* This is based on patients treated on this contract for their most recent course of treatment. Figures in italics indicate the base number of FP17s or Patient Questionnaire responses are less than 100. N/A is shown where the base number of responses is less than 10 during the period. % is calculated as Quantity/Base number\*100

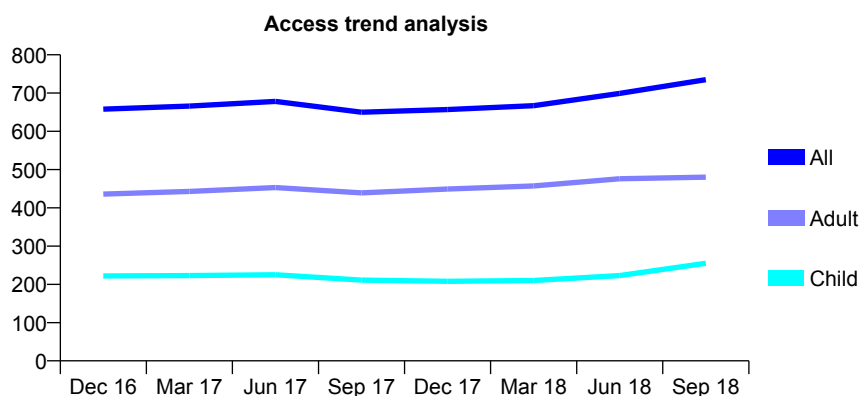
## Q68 - Vital Signs At a Glance Contract Report for 121371/0007 - September 2018

Name or company name	Sussex Community NHS Trust
Contract type name	PDS Contract
Purpose of contract	General
Contract start date	01/04/2011
Contract end date	31/03/2019

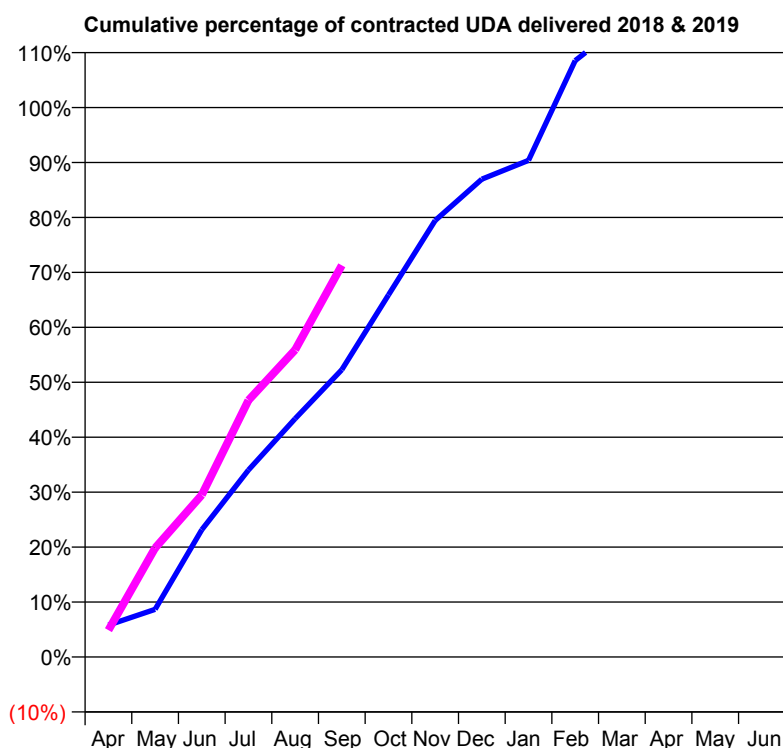
18/19 Contracted general activity (UDA)	1,320
Carry forward general activity (UDA)	0
18/19 Contracted orthodontic activity (UOA)	0
Carry forward orthodontic activity (UOA)	0
Baseline contract value	£138,912.54

### ACCESS\*

Patients seen in 24 months	Total	Change since previous quarter
Quarter ending September 2017	650	
Quarter ending December 2017	657	→
Quarter ending March 2018	667	→
Quarter ending June 2018	699	↑
Quarter ending September 2018	735	↑
<b>Variance since September 2017</b>	<b>13.1%</b>	<b>↑</b>



### ACTIVITY



Month	Adjusted Scheduled Activity (UDA)	
	2018	2019
April	77	65
May	115	262
June	306	389
July	449	617
August	573	738
September	690	941
October	870	
November	1,049	
December	1,148	
January	1,193	
February	1,433	
March	1,520	
April	1,592	
May	1,587	
June	1,587	

### QUALITY

	Quantity	Base Number	Contract	AT	Region	England
% of FP17s for the same patient ID Re-attending within 3 months - Children	21	244	8.6%	9.3%	11.1%	11.6%
% of FP17s for the same patient ID Re-attending within 3 months - Adults	50	364	13.7%	14.9%	15.3%	15.5%
% of FP17s for the same patient ID Re-attending between 3 & 9 months - Children	74	244	30.3%	59.8%	61.1%	58.8%
% of FP17s for the same patient ID Re-attending between 3 & 9 months - Adults	172	364	47.3%	51.6%	52.3%	51.1%
% of FP17s for Band 1 Urgent Courses	26	557	4.7%	9.4%	9.5%	9.0%
% of FP17s Relating to Free Repair or Replacements	0	557	0.0%	0.5%	0.7%	0.8%
% of FP17s Relating to Continuations	4	557	0.7%	0.8%	0.8%	0.9%
% of Patients satisfied with the dentistry they have received	2	2	N/A	92.5%	93.6%	93.3%
% of Patients satisfied with the time they had to wait for an appointment	2	2	N/A	89.8%	88.8%	88.9%

\* This is based on patients treated on this contract for their most recent course of treatment. Figures in italics indicate the base number of FP17s or Patient Questionnaire responses are less than 100. N/A is shown where the base number of responses is less than 10 during the period. % is calculated as Quantity/Base number\*100

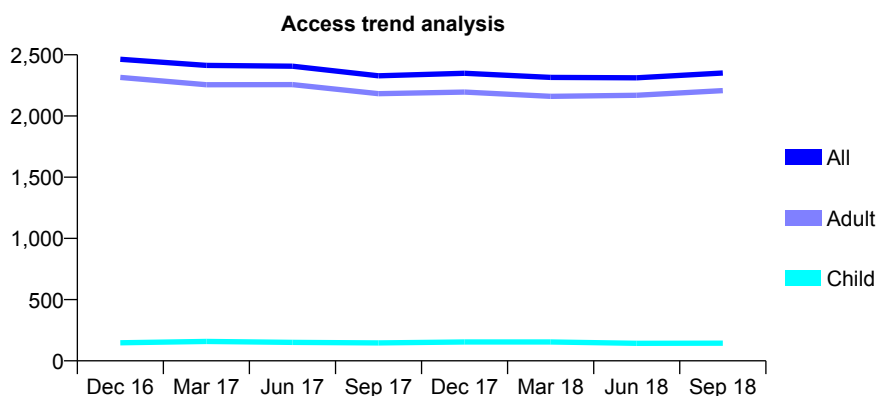
## Q68 - Vital Signs At a Glance Contract Report for 121371/0009 - September 2018

Name or company name	Sussex Community NHS Trust
Contract type name	PDS Contract
Purpose of contract	General
Contract start date	01/04/2011
Contract end date	31/03/2019

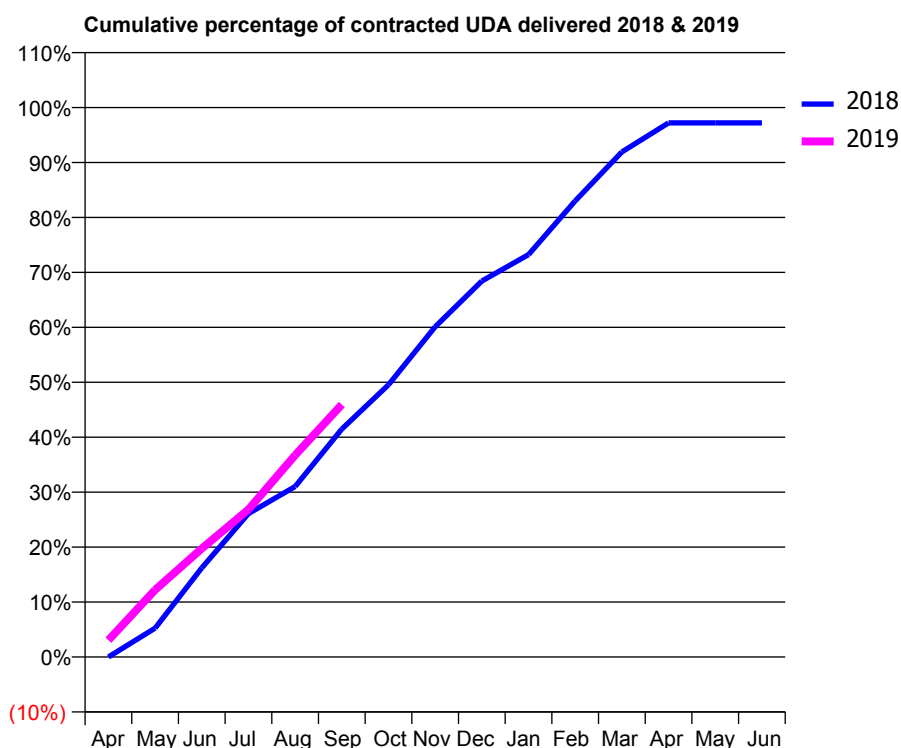
18/19 Contracted general activity (UDA)	4,000
Carry forward general activity (UDA)	0
18/19 Contracted orthodontic activity (UOA)	0
Carry forward orthodontic activity (UOA)	0
Baseline contract value	£237,359.47

### ACCESS\*

Patients seen in 24 months	Total	Change since previous quarter
Quarter ending September 2017	2,328	
Quarter ending December 2017	2,349	→
Quarter ending March 2018	2,315	↓
Quarter ending June 2018	2,312	→
Quarter ending September 2018	2,351	→
<b>Variance since September 2017</b>	<b>1.0%</b>	<b>→</b>



### ACTIVITY



Adjusted Scheduled Activity (UDA)		
Month	2018	2019
April	0	122
May	210	488
June	649	790
July	1,044	1,074
August	1,241	1,469
September	1,660	1,838
October	1,981	
November	2,404	
December	2,737	
January	2,929	
February	3,320	
March	3,677	
April	3,888	
May	3,888	
June	3,888	

### QUALITY

	Quantity	Base Number	Contract	AT	Region	England
% of FP17s for the same patient ID Re-attending within 3 months - Children	5	160	3.1%	9.3%	11.1%	11.6%
% of FP17s for the same patient ID Re-attending within 3 months - Adults	80	1,587	5.0%	14.9%	15.3%	15.5%
% of FP17s for the same patient ID Re-attending between 3 & 9 months - Children	3	160	1.9%	59.8%	61.1%	58.8%
% of FP17s for the same patient ID Re-attending between 3 & 9 months - Adults	71	1,587	4.5%	51.6%	52.3%	51.1%
% of FP17s for Band 1 Urgent Courses	1,547	1,548	99.9%	9.4%	9.5%	9.0%
% of FP17s Relating to Free Repair or Replacements	0	1,548	0.0%	0.5%	0.7%	0.8%
% of FP17s Relating to Continuations	0	1,548	0.0%	0.8%	0.8%	0.9%
% of Patients satisfied with the dentistry they have received	0	0	N/A	92.5%	93.6%	93.3%
% of Patients satisfied with the time they had to wait for an appointment	0	0	N/A	89.8%	88.8%	88.9%

\* This is based on patients treated on this contract for their most recent course of treatment. Figures in italics indicate the base number of FP17s or Patient Questionnaire responses are less than 100. N/A is shown where the base number of responses is less than 10 during the period. % is calculated as Quantity/Base number\*100

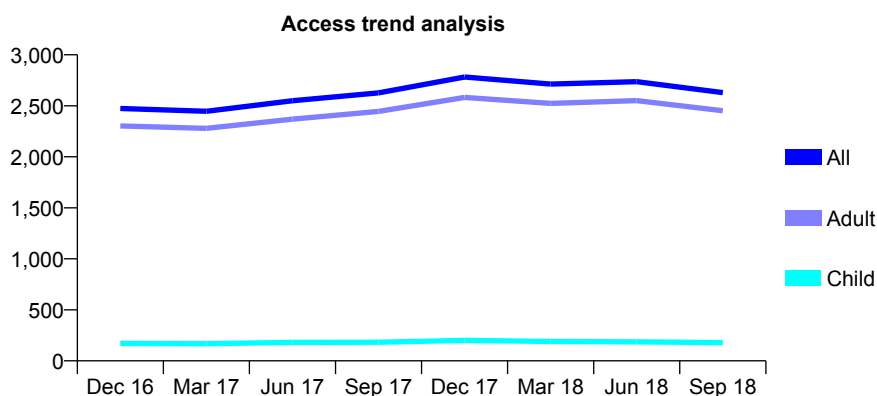
## Q68 - Vital Signs At a Glance Contract Report for 121371/0010 - September 2018

Name or company name	Sussex Community NHS Trust
Contract type name	PDS Contract
Purpose of contract	General
Contract start date	01/04/2011
Contract end date	31/03/2019

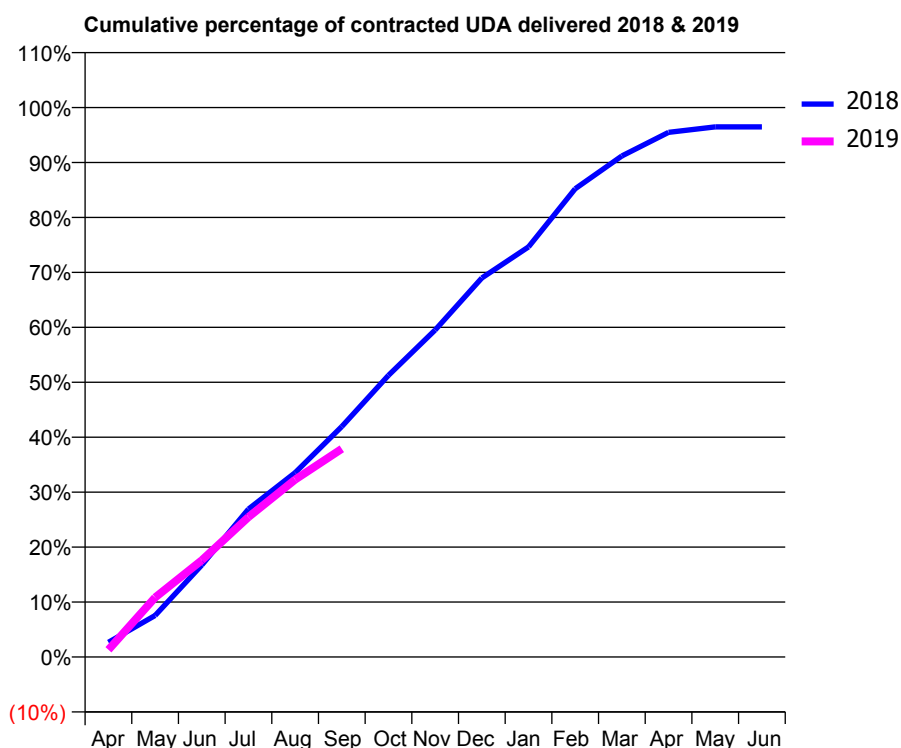
18/19 Contracted general activity (UDA)	4,000
Carry forward general activity (UDA)	0
18/19 Contracted orthodontic activity (UOA)	0
Carry forward orthodontic activity (UOA)	0
Baseline contract value	£199,986.74

### ACCESS\*

Patients seen in 24 months	Total	Change since previous quarter
Quarter ending September 2017	2,627	
Quarter ending December 2017	2,782	↑
Quarter ending March 2018	2,713	↓
Quarter ending June 2018	2,737	→
Quarter ending September 2018	2,630	↓
<b>Variance since September 2017</b>	<b>0.1%</b>	<b>→</b>



### ACTIVITY



Adjusted Scheduled Activity (UDA)		
Month	2018	2019
April	107	53
May	302	433
June	670	704
July	1,077	1,019
August	1,342	1,291
September	1,678	1,516
October	2,050	
November	2,380	
December	2,759	
January	2,985	
February	3,409	
March	3,647	
April	3,819	
May	3,859	
June	3,859	

### QUALITY

	Quantity	Base Number	Contract	AT	Region	England
% of FP17s for the same patient ID Re-attending within 3 months - Children	3	136	2.2%	9.3%	11.1%	11.6%
% of FP17s for the same patient ID Re-attending within 3 months - Adults	69	1,344	5.1%	14.9%	15.3%	15.5%
% of FP17s for the same patient ID Re-attending between 3 & 9 months - Children	1	136	0.7%	59.8%	61.1%	58.8%
% of FP17s for the same patient ID Re-attending between 3 & 9 months - Adults	45	1,344	3.3%	51.6%	52.3%	51.1%
% of FP17s for Band 1 Urgent Courses	1,282	1,283	99.9%	9.4%	9.5%	9.0%
% of FP17s Relating to Free Repair or Replacements	0	1,283	0.0%	0.5%	0.7%	0.8%
% of FP17s Relating to Continuations	0	1,283	0.0%	0.8%	0.8%	0.9%
% of Patients satisfied with the dentistry they have received	1	1	N/A	92.5%	93.6%	93.3%
% of Patients satisfied with the time they had to wait for an appointment	1	1	N/A	89.8%	88.8%	88.9%

\* This is based on patients treated on this contract for their most recent course of treatment. Figures in italics indicate the base number of FP17s or Patient Questionnaire responses are less than 100. N/A is shown where the base number of responses is less than 10 during the period. % is calculated as Quantity/Base number\*100

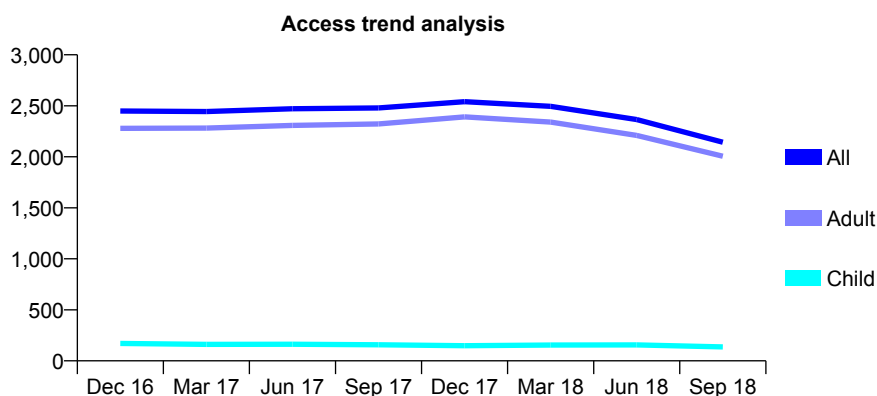
## Q68 - Vital Signs At a Glance Contract Report for 121371/0011 - September 2018

Name or company name	Sussex Community NHS Trust
Contract type name	PDS Contract
Purpose of contract	General
Contract start date	01/04/2011
Contract end date	31/03/2019

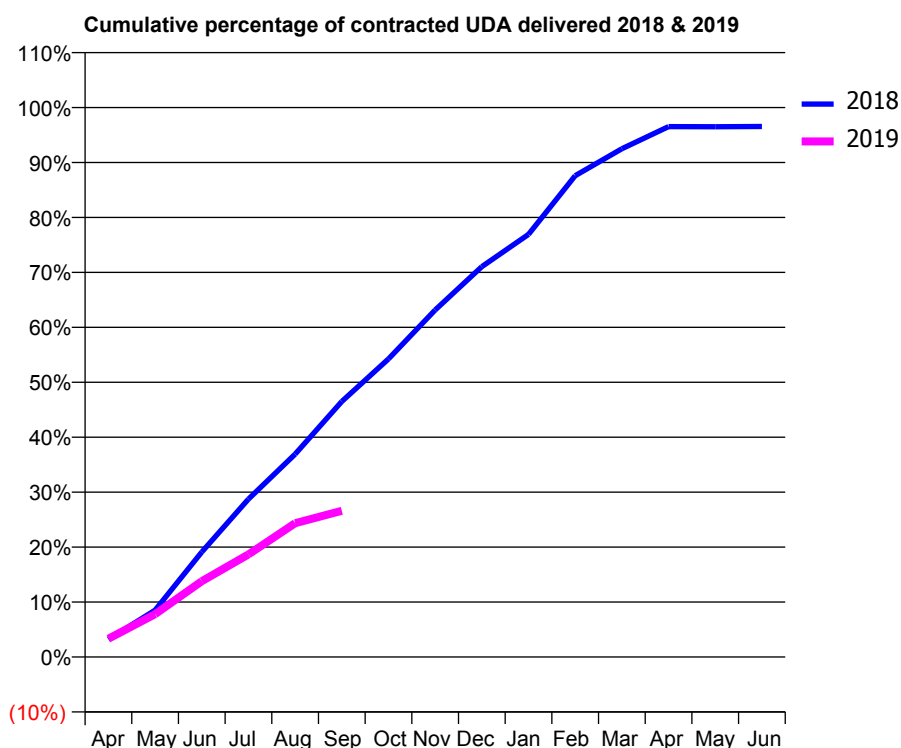
18/19 Contracted general activity (UDA)	4,000
Carry forward general activity (UDA)	0
18/19 Contracted orthodontic activity (UOA)	0
Carry forward orthodontic activity (UOA)	0
Baseline contract value	£220,721.05

### ACCESS\*

Patients seen in 24 months	Total	Change since previous quarter
Quarter ending September 2017	2,479	
Quarter ending December 2017	2,540	↑
Quarter ending March 2018	2,495	↓
Quarter ending June 2018	2,366	↓
Quarter ending September 2018	2,143	↓
<b>Variance since September 2017</b>	<b>(13.6%)</b>	↓



### ACTIVITY



Adjusted Scheduled Activity (UDA)		
Month	2018	2019
April	128	133
May	341	312
June	764	552
July	1,150	747
August	1,477	974
September	1,860	1,064
October	2,170	
November	2,526	
December	2,842	
January	3,077	
February	3,504	
March	3,700	
April	3,861	
May	3,860	
June	3,862	

### QUALITY

	Quantity	Base Number	Contract	AT	Region	England
% of FP17s for the same patient ID Re-attending within 3 months - Children	4	113	3.5%	9.3%	11.1%	11.6%
% of FP17s for the same patient ID Re-attending within 3 months - Adults	19	931	2.0%	14.9%	15.3%	15.5%
% of FP17s for the same patient ID Re-attending between 3 & 9 months - Children	1	113	0.9%	59.8%	61.1%	58.8%
% of FP17s for the same patient ID Re-attending between 3 & 9 months - Adults	32	931	3.4%	51.6%	52.3%	51.1%
% of FP17s for Band 1 Urgent Courses	885	887	99.8%	9.4%	9.5%	9.0%
% of FP17s Relating to Free Repair or Replacements	0	887	0.0%	0.5%	0.7%	0.8%
% of FP17s Relating to Continuations	0	887	0.0%	0.8%	0.8%	0.9%
% of Patients satisfied with the dentistry they have received	0	0	N/A	92.5%	93.6%	93.3%
% of Patients satisfied with the time they had to wait for an appointment	0	0	N/A	89.8%	88.8%	88.9%

\* This is based on patients treated on this contract for their most recent course of treatment. Figures in italics indicate the base number of FP17s or Patient Questionnaire responses are less than 100. N/A is shown where the base number of responses is less than 10 during the period. % is calculated as Quantity/Base number\*100

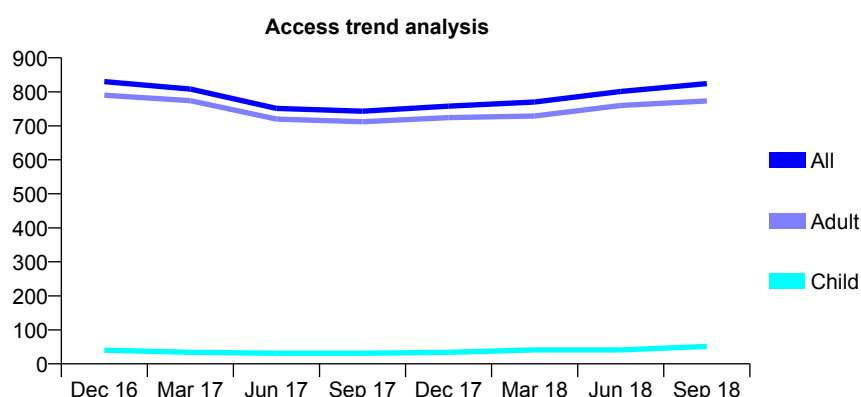
# Q68 - Vital Signs At a Glance Contract Report for 121371/0012 - September 2018

Name or company name	Sussex Community NHS Trust
Contract type name	PDS Contract
Purpose of contract	General
Contract start date	01/04/2011
Contract end date	31/03/2019

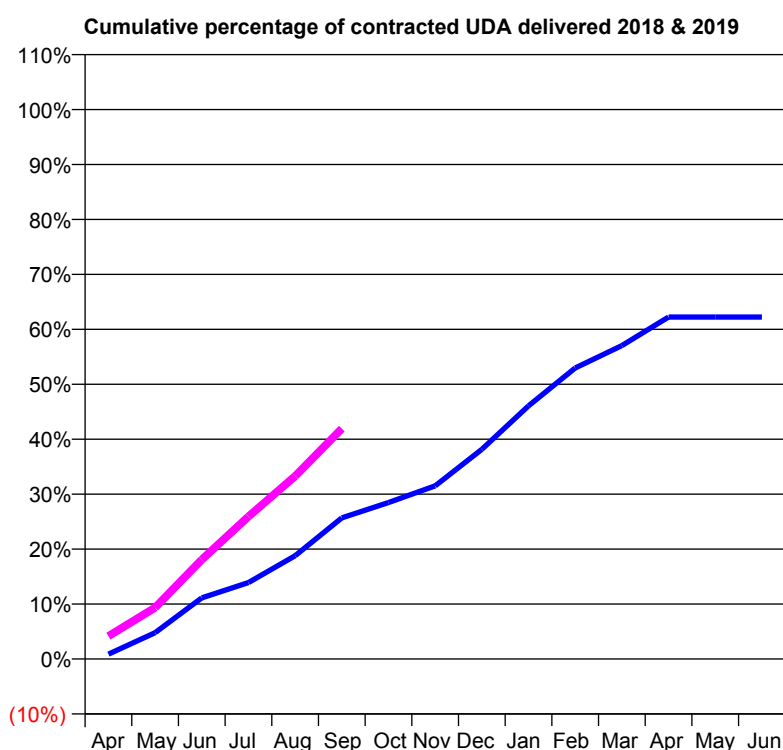
18/19 Contracted general activity (UDA)	1,500
Carry forward general activity (UDA)	0
18/19 Contracted orthodontic activity (UOA)	0
Carry forward orthodontic activity (UOA)	0
Baseline contract value	£116,485.43

## ACCESS\*

Patients seen in 24 months	Total	Change since previous quarter
Quarter ending September 2017	743	
Quarter ending December 2017	758	↑
Quarter ending March 2018	770	→
Quarter ending June 2018	801	↑
Quarter ending September 2018	824	↑
<b>Variance since September 2017</b>	<b>10.9%</b>	<b>↑</b>



## ACTIVITY



Adjusted Scheduled Activity (UDA)		
Month	2018	2019
April	13	62
May	72	140
June	167	271
July	209	389
August	282	499
September	385	629
October	427	
November	473	
December	572	
January	691	
February	794	
March	856	
April	934	
May	934	
June	934	

## QUALITY

	Quantity	Base Number	Contract	AT	Region	England
% of FP17s for the same patient ID Re-attending within 3 months - Children	0	64	0.0%	9.3%	11.1%	11.6%
% of FP17s for the same patient ID Re-attending within 3 months - Adults	5	526	1.0%	14.9%	15.3%	15.5%
% of FP17s for the same patient ID Re-attending between 3 & 9 months - Children	1	64	1.6%	59.8%	61.1%	58.8%
% of FP17s for the same patient ID Re-attending between 3 & 9 months - Adults	8	526	1.5%	51.6%	52.3%	51.1%
% of FP17s for Band 1 Urgent Courses	520	522	99.6%	9.4%	9.5%	9.0%
% of FP17s Relating to Free Repair or Replacements	0	522	0.0%	0.5%	0.7%	0.8%
% of FP17s Relating to Continuations	0	522	0.0%	0.8%	0.8%	0.9%
% of Patients satisfied with the dentistry they have received	1	1	N/A	92.5%	93.6%	93.3%
% of Patients satisfied with the time they had to wait for an appointment	1	1	N/A	89.8%	88.8%	88.9%

\* This is based on patients treated on this contract for their most recent course of treatment. Figures in italics indicate the base number of FP17s or Patient Questionnaire responses are less than 100. N/A is shown where the base number of responses is less than 10 during the period. % is calculated as Quantity/Base number\*100

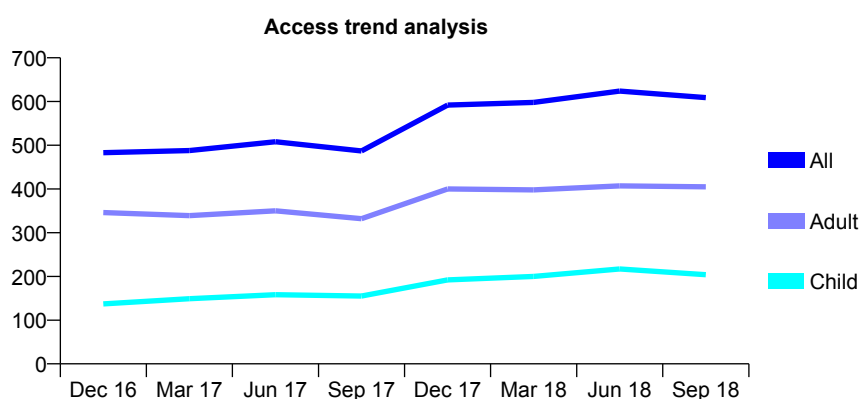
## Q68 - Vital Signs At a Glance Contract Report for 121371/0014 - September 2018

Name or company name	Sussex Community NHS Trust
Contract type name	PDS Contract
Purpose of contract	General
Contract start date	01/04/2011
Contract end date	31/03/2019

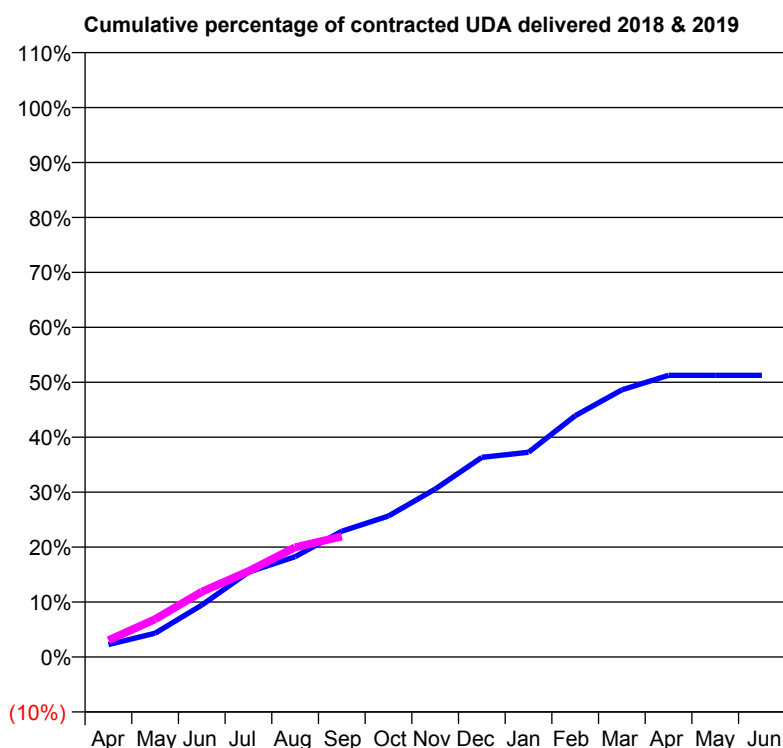
18/19 Contracted general activity (UDA)	2,425
Carry forward general activity (UDA)	0
18/19 Contracted orthodontic activity (UOA)	0
Carry forward orthodontic activity (UOA)	0
Baseline contract value	£13,395.01

### ACCESS\*

Patients seen in 24 months	Total	Change since previous quarter
Quarter ending September 2017	487	
Quarter ending December 2017	592	↑
Quarter ending March 2018	598	→
Quarter ending June 2018	624	↑
Quarter ending September 2018	609	↓
<b>Variance since September 2017</b>	<b>25.1%</b>	<b>↑</b>



### ACTIVITY



Adjusted Scheduled Activity (UDA)		
Month	2018	2019
April	55	74
May	105	167
June	229	288
July	374	379
August	443	484
September	555	532
October	622	
November	741	
December	881	
January	903	
February	1,065	
March	1,179	
April	1,243	
May	1,243	
June	1,243	

### QUALITY

	Quantity	Base Number	Contract	AT	Region	England
% of FP17s for the same patient ID Re-attending within 3 months - Children	9	147	6.1%	9.3%	11.1%	11.6%
% of FP17s for the same patient ID Re-attending within 3 months - Adults	20	224	8.9%	14.9%	15.3%	15.5%
% of FP17s for the same patient ID Re-attending between 3 & 9 months - Children	44	147	29.9%	59.8%	61.1%	58.8%
% of FP17s for the same patient ID Re-attending between 3 & 9 months - Adults	97	224	43.3%	51.6%	52.3%	51.1%
% of FP17s for Band 1 Urgent Courses	10	334	3.0%	9.4%	9.5%	9.0%
% of FP17s Relating to Free Repair or Replacements	0	334	0.0%	0.5%	0.7%	0.8%
% of FP17s Relating to Continuations	1	334	0.3%	0.8%	0.8%	0.9%
% of Patients satisfied with the dentistry they have received	0	0	N/A	92.5%	93.6%	93.3%
% of Patients satisfied with the time they had to wait for an appointment	0	0	N/A	89.8%	88.8%	88.9%

\* This is based on patients treated on this contract for their most recent course of treatment. Figures in italics indicate the base number of FP17s or Patient Questionnaire responses are less than 100. N/A is shown where the base number of responses is less than 10 during the period. % is calculated as Quantity/Base number\*100



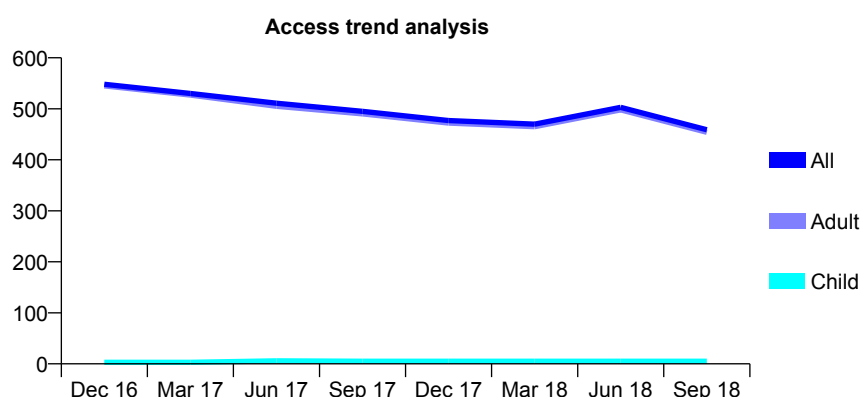
# Q68 - Vital Signs At a Glance Contract Report for 121371/0015 - September 2018

Name or company name	Sussex Community NHS Trust
Contract type name	PDS Contract
Purpose of contract	General
Contract start date	01/10/2012
Contract end date	31/03/2019

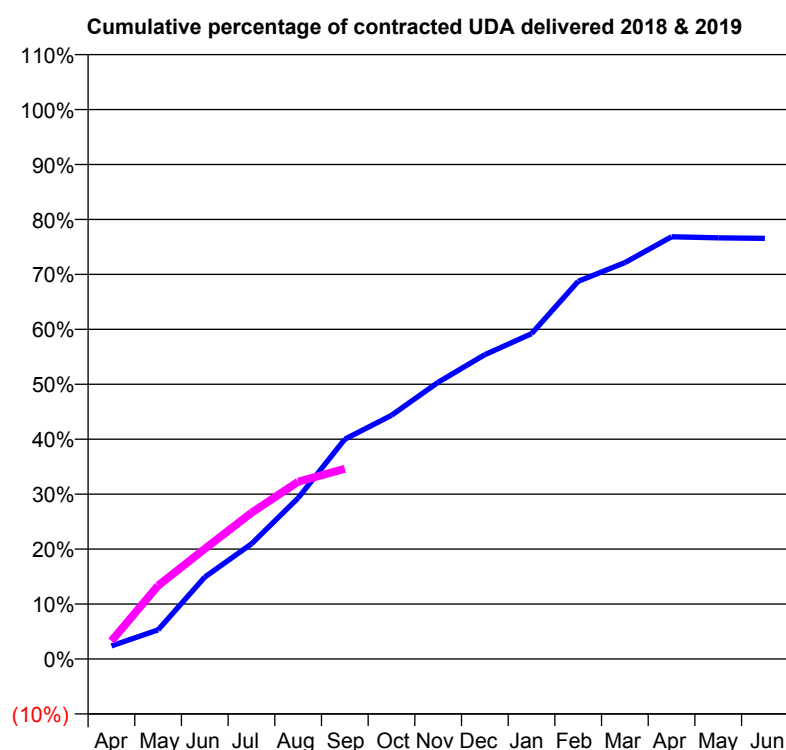
18/19 Contracted general activity (UDA)	1,000
Carry forward general activity (UDA)	0
18/19 Contracted orthodontic activity (UOA)	0
Carry forward orthodontic activity (UOA)	0
Baseline contract value	£85,149.69

## ACCESS\*

Patients seen in 24 months	Total	Change since previous quarter
Quarter ending September 2017	495	
Quarter ending December 2017	477	↓
Quarter ending March 2018	470	↓
Quarter ending June 2018	503	↑
Quarter ending September 2018	459	↓
<b>Variance since September 2017</b>	<b>(7.3%)</b>	<b>↓</b>



## ACTIVITY



Adjusted Scheduled Activity (UDA)		
Month	2018	2019
April	24	33
May	53	134
June	149	201
July	210	266
August	293	323
September	400	346
October	443	
November	504	
December	554	
January	592	
February	687	
March	721	
April	768	
May	766	
June	765	

## QUALITY

	Quantity	Base Number	Contract	AT	Region	England
% of FP17s for the same patient ID Re-attending within 3 months - Children	0	4	0.0%	9.3%	11.1%	11.6%
% of FP17s for the same patient ID Re-attending within 3 months - Adults	6	167	3.6%	14.9%	15.3%	15.5%
% of FP17s for the same patient ID Re-attending between 3 & 9 months - Children	1	4	25.0%	59.8%	61.1%	58.8%
% of FP17s for the same patient ID Re-attending between 3 & 9 months - Adults	22	167	13.2%	51.6%	52.3%	51.1%
% of FP17s for Band 1 Urgent Courses	16	160	10.0%	9.4%	9.5%	9.0%
% of FP17s Relating to Free Repair or Replacements	5	160	3.1%	0.5%	0.7%	0.8%
% of FP17s Relating to Continuations	0	160	0.0%	0.8%	0.8%	0.9%
% of Patients satisfied with the dentistry they have received	0	0	N/A	92.5%	93.6%	93.3%
% of Patients satisfied with the time they had to wait for an appointment	0	0	N/A	89.8%	88.8%	88.9%

\* This is based on patients treated on this contract for their most recent course of treatment. Figures in italics indicate the base number of FP17s or Patient Questionnaire responses are less than 100. N/A is shown where the base number of responses is less than 10 during the period. % is calculated as Quantity/Base number\*100

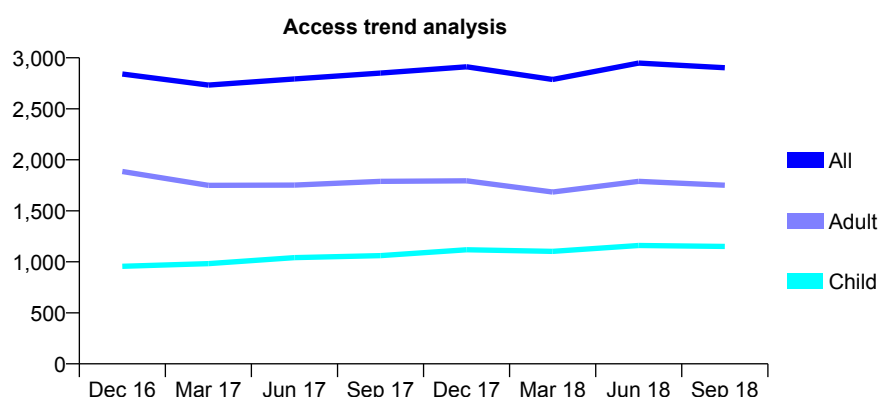
# Q68 - Vital Signs At a Glance Contract Report for 122327/0001 - September 2018

Name or company name	Mr O Adelstone, Mr M Patel and Ms P Pate
Contract type name	GDS Contract
Purpose of contract	General
Contract start date	05/02/2014
Contract end date	

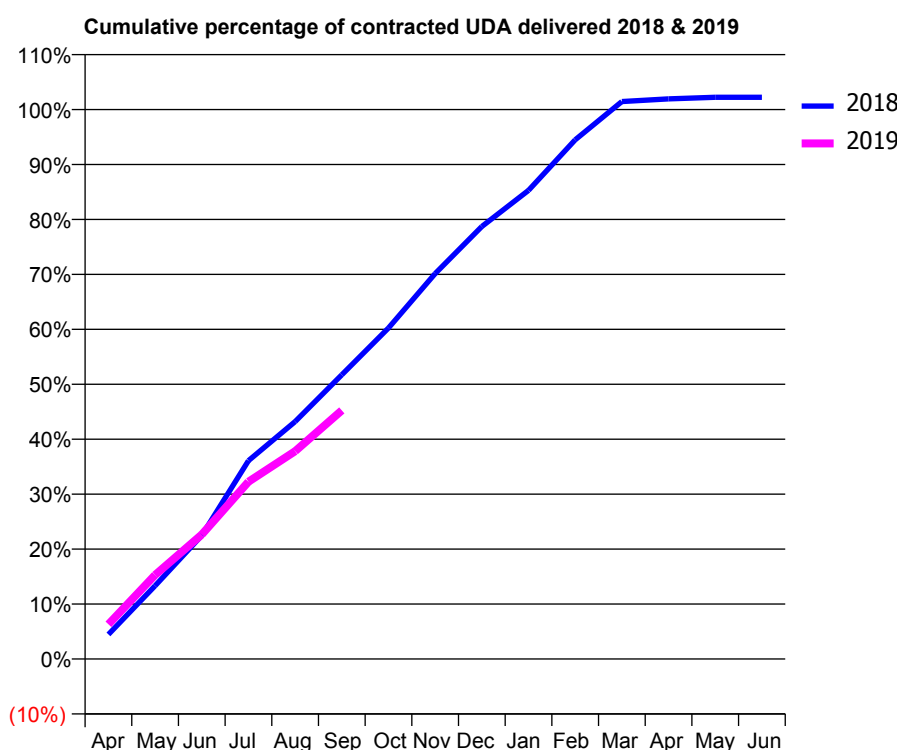
18/19 Contracted general activity (UDA)	9,500
Carry forward general activity (UDA)	0
18/19 Contracted orthodontic activity (UOA)	0
Carry forward orthodontic activity (UOA)	0
Baseline contract value	£255,105.24

## ACCESS\*

Patients seen in 24 months	Total	Change since previous quarter
Quarter ending September 2017	2,850	
Quarter ending December 2017	2,912	↑
Quarter ending March 2018	2,787	↓
Quarter ending June 2018	2,949	↑
Quarter ending September 2018	2,902	↓
<b>Variance since September 2017</b>	<b>1.8%</b>	→



## ACTIVITY



Adjusted Scheduled Activity (UDA)		
Month	2018	2019
April	425	600
May	1,267	1,452
June	2,135	2,151
July	3,430	3,065
August	4,105	3,594
September	4,914	4,298
October	5,722	
November	6,663	
December	7,478	
January	8,101	
February	8,977	
March	9,637	
April	9,684	
May	9,711	
June	9,711	

## QUALITY

	Quantity	Base Number	Contract	AT	Region	England
% of FP17s for the same patient ID Re-attending within 3 months - Children	38	817	4.7%	9.3%	11.1%	11.6%
% of FP17s for the same patient ID Re-attending within 3 months - Adults	61	735	8.3%	14.9%	15.3%	15.5%
% of FP17s for the same patient ID Re-attending between 3 & 9 months - Children	460	817	56.3%	59.8%	61.1%	58.8%
% of FP17s for the same patient ID Re-attending between 3 & 9 months - Adults	275	735	37.4%	51.6%	52.3%	51.1%
% of FP17s for Band 1 Urgent Courses	49	1,513	3.2%	9.4%	9.5%	9.0%
% of FP17s Relating to Free Repair or Replacements	0	1,513	0.0%	0.5%	0.7%	0.8%
% of FP17s Relating to Continuations	5	1,513	0.3%	0.8%	0.8%	0.9%
% of Patients satisfied with the dentistry they have received	1	1	N/A	92.5%	93.6%	93.3%
% of Patients satisfied with the time they had to wait for an appointment	1	1	N/A	89.8%	88.8%	88.9%

\* This is based on patients treated on this contract for their most recent course of treatment. Figures in italics indicate the base number of FP17s or Patient Questionnaire responses are less than 100. N/A is shown where the base number of responses is less than 10 during the period. % is calculated as Quantity/Base number\*100

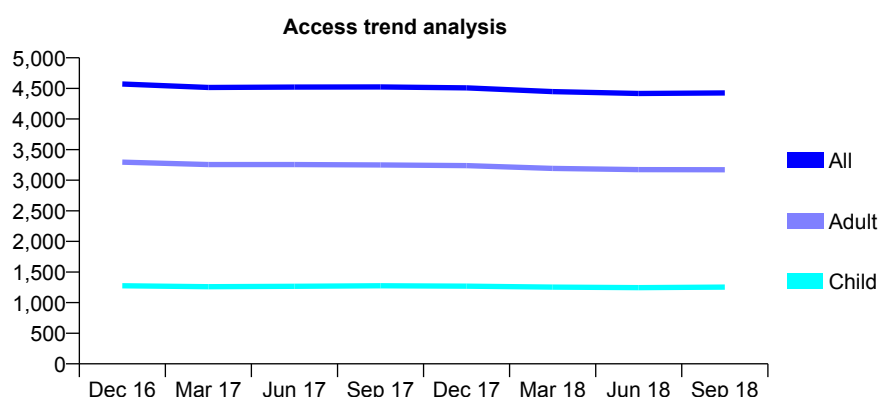
# Q68 - Vital Signs At a Glance Contract Report for 122351/0001 - September 2018

Name or company name	DR S KHORAMI LTD
Contract type name	GDS Contract
Purpose of contract	General
Contract start date	01/09/2007
Contract end date	

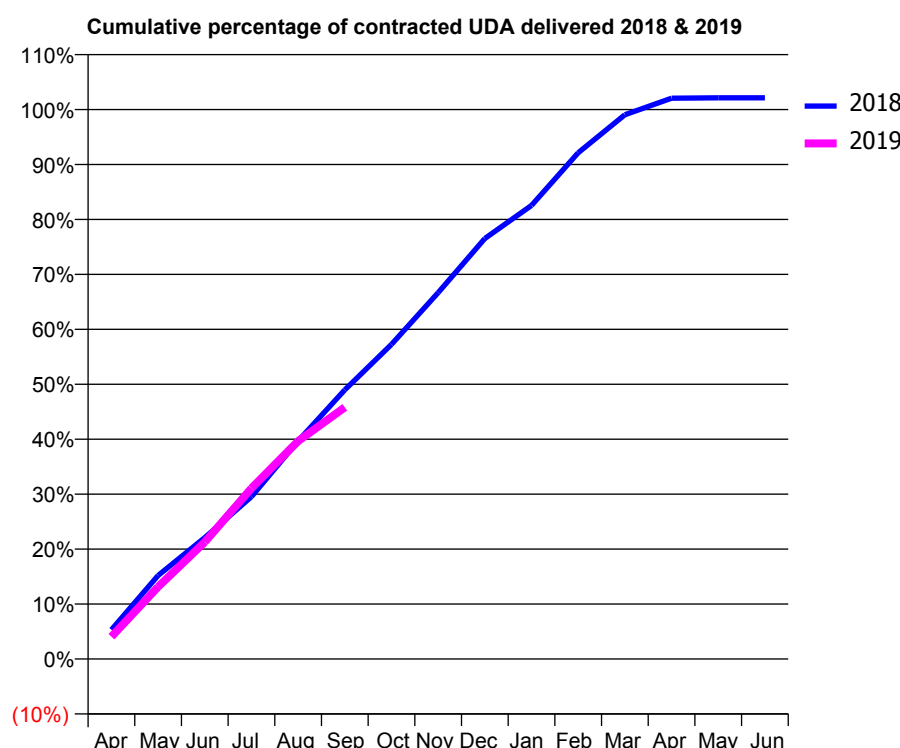
18/19 Contracted general activity (UDA)	8,828
Carry forward general activity (UDA)	0
18/19 Contracted orthodontic activity (UOA)	0
Carry forward orthodontic activity (UOA)	0
Baseline contract value	£237,329.14

## ACCESS\*

Patients seen in 24 months	Total	Change since previous quarter
Quarter ending September 2017	4,525	
Quarter ending December 2017	4,509	→
Quarter ending March 2018	4,447	↓
Quarter ending June 2018	4,418	→
Quarter ending September 2018	4,426	→
<b>Variance since September 2017</b>	<b>(2.2%)</b>	<b>↓</b>



## ACTIVITY



Adjusted Scheduled Activity (UDA)		
Month	2018	2019
April	471	358
May	1,342	1,160
June	1,950	1,879
July	2,609	2,743
August	3,503	3,501
September	4,324	4,043
October	5,055	
November	5,887	
December	6,756	
January	7,286	
February	8,134	
March	8,743	
April	9,009	
May	9,015	
June	9,015	

## QUALITY

	Quantity	Base Number	Contract	AT	Region	England
% of FP17s for the same patient ID Re-attending within 3 months - Children	57	1,040	5.5%	9.3%	11.1%	11.6%
% of FP17s for the same patient ID Re-attending within 3 months - Adults	396	2,546	15.6%	14.9%	15.3%	15.5%
% of FP17s for the same patient ID Re-attending between 3 & 9 months - Children	690	1,040	66.3%	59.8%	61.1%	58.8%
% of FP17s for the same patient ID Re-attending between 3 & 9 months - Adults	1,488	2,546	58.4%	51.6%	52.3%	51.1%
% of FP17s for Band 1 Urgent Courses	261	2,749	9.5%	9.4%	9.5%	9.0%
% of FP17s Relating to Free Repair or Replacements	11	2,749	0.4%	0.5%	0.7%	0.8%
% of FP17s Relating to Continuations	22	2,749	0.8%	0.8%	0.8%	0.9%
% of Patients satisfied with the dentistry they have received	1	1	N/A	92.5%	93.6%	93.3%
% of Patients satisfied with the time they had to wait for an appointment	1	1	N/A	89.8%	88.8%	88.9%

\* This is based on patients treated on this contract for their most recent course of treatment. Figures in italics indicate the base number of FP17s or Patient Questionnaire responses are less than 100. N/A is shown where the base number of responses is less than 10 during the period. % is calculated as Quantity/Base number\*100

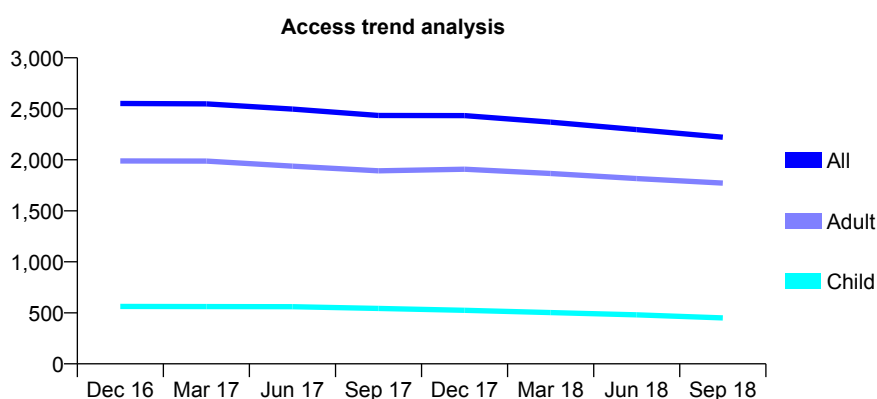
## Q68 - Vital Signs At a Glance Contract Report for 122963/0001 - September 2018

Name or company name	Nuvo Dent Ltd
Contract type name	GDS Contract
Purpose of contract	General
Contract start date	01/06/2007
Contract end date	

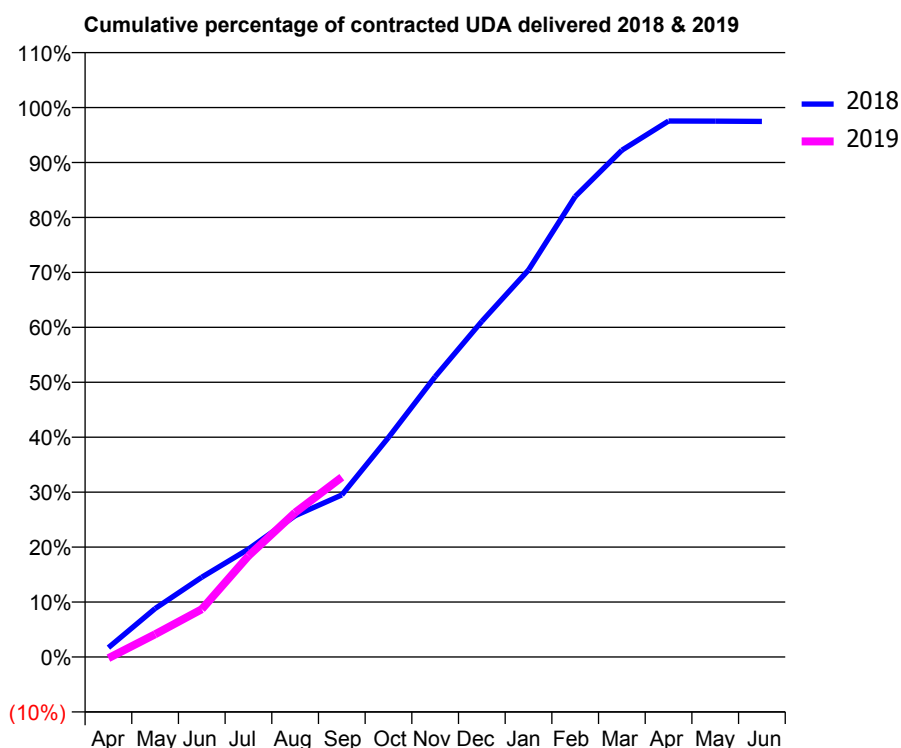
18/19 Contracted general activity (UDA)	7,000
Carry forward general activity (UDA)	176
18/19 Contracted orthodontic activity (UOA)	0
Carry forward orthodontic activity (UOA)	0
Baseline contract value	£224,859.44

### ACCESS\*

Patients seen in 24 months	Total	Change since previous quarter
Quarter ending September 2017	2,435	
Quarter ending December 2017	2,433	→
Quarter ending March 2018	2,369	↓
Quarter ending June 2018	2,296	↓
Quarter ending September 2018	2,222	↓
<b>Variance since September 2017</b>	<b>(8.7%)</b>	<b>↓</b>



### ACTIVITY



Adjusted Scheduled Activity (UDA)		
Month	2018	2019
April	119	-17
May	618	289
June	1,017	610
July	1,375	1,288
August	1,801	1,841
September	2,066	2,291
October	2,796	
November	3,571	
December	4,276	
January	4,930	
February	5,867	
March	6,455	
April	6,828	
May	6,826	
June	6,823	

### QUALITY

	Quantity	Base Number	Contract	AT	Region	England
% of FP17s for the same patient ID Re-attending within 3 months - Children	5	217	2.3%	9.3%	11.1%	11.6%
% of FP17s for the same patient ID Re-attending within 3 months - Adults	79	915	8.6%	14.9%	15.3%	15.5%
% of FP17s for the same patient ID Re-attending between 3 & 9 months - Children	133	217	61.3%	59.8%	61.1%	58.8%
% of FP17s for the same patient ID Re-attending between 3 & 9 months - Adults	521	915	56.9%	51.6%	52.3%	51.1%
% of FP17s for Band 1 Urgent Courses	61	1,047	5.8%	9.4%	9.5%	9.0%
% of FP17s Relating to Free Repair or Replacements	0	1,047	0.0%	0.5%	0.7%	0.8%
% of FP17s Relating to Continuations	9	1,047	0.9%	0.8%	0.8%	0.9%
% of Patients satisfied with the dentistry they have received	2	2	N/A	92.5%	93.6%	93.3%
% of Patients satisfied with the time they had to wait for an appointment	2	2	N/A	89.8%	88.8%	88.9%

\* This is based on patients treated on this contract for their most recent course of treatment. Figures in italics indicate the base number of FP17s or Patient Questionnaire responses are less than 100. N/A is shown where the base number of responses is less than 10 during the period. % is calculated as Quantity/Base number\*100

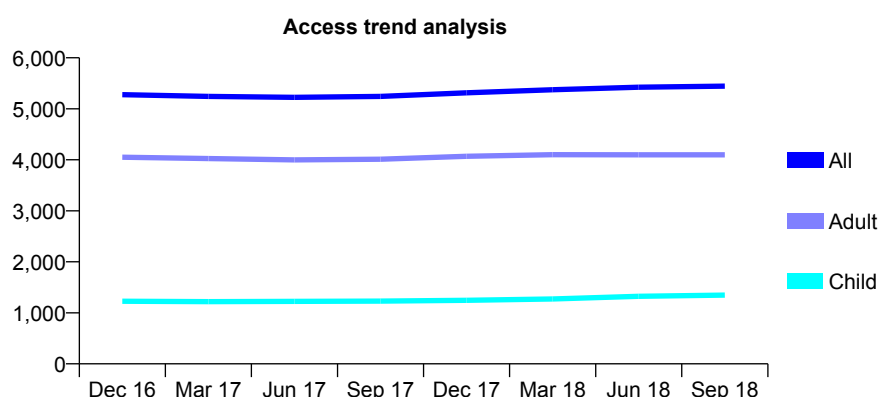
# Q68 - Vital Signs At a Glance Contract Report for 123137/0001 - September 2018

Name or company name	South England Dental Practice Partnership
Contract type name	GDS Contract
Purpose of contract	General
Contract start date	01/02/2013
Contract end date	

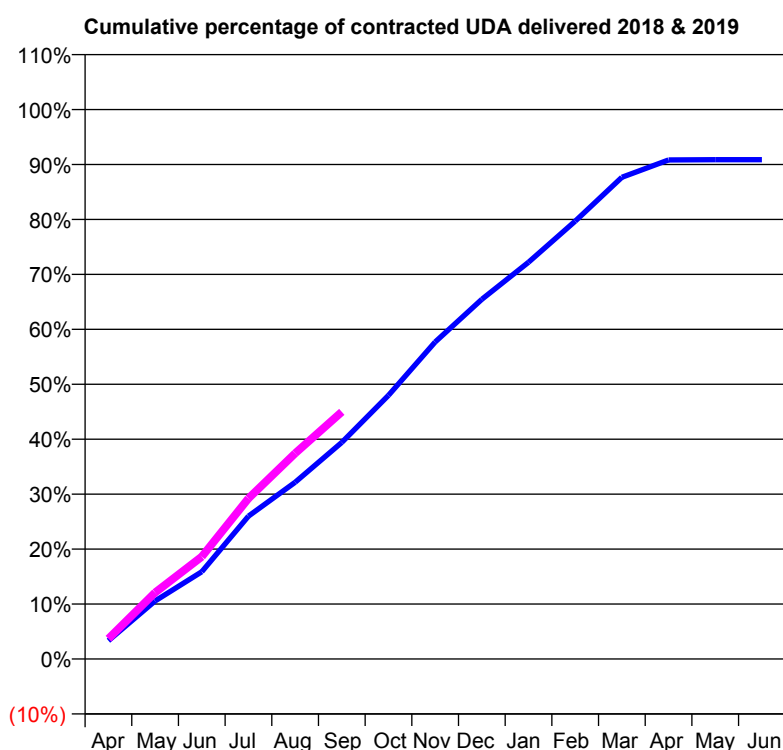
18/19 Contracted general activity (UDA)	14,500
Carry forward general activity (UDA)	0
18/19 Contracted orthodontic activity (UOA)	0
Carry forward orthodontic activity (UOA)	0
Baseline contract value	£390,618.87

## ACCESS\*

Patients seen in 24 months	Total	Change since previous quarter
Quarter ending September 2017	5,242	
Quarter ending December 2017	5,314	→
Quarter ending March 2018	5,374	→
Quarter ending June 2018	5,423	→
Quarter ending September 2018	5,445	→
<b>Variance since September 2017</b>	<b>3.9%</b>	<b>↑</b>



## ACTIVITY



Adjusted Scheduled Activity (UDA)		
Month	2018	2019
April	484	536
May	1,533	1,754
June	2,303	2,699
July	3,769	4,239
August	4,664	5,427
September	5,715	6,523
October	6,958	
November	8,367	
December	9,490	
January	10,471	
February	11,553	
March	12,712	
April	13,169	
May	13,174	
June	13,176	

## QUALITY

	Quantity	Base Number	Contract	AT	Region	England
% of FP17s for the same patient ID Re-attending within 3 months - Children	47	889	5.3%	9.3%	11.1%	11.6%
% of FP17s for the same patient ID Re-attending within 3 months - Adults	202	2,092	9.7%	14.9%	15.3%	15.5%
% of FP17s for the same patient ID Re-attending between 3 & 9 months - Children	399	889	44.9%	59.8%	61.1%	58.8%
% of FP17s for the same patient ID Re-attending between 3 & 9 months - Adults	843	2,092	40.3%	51.6%	52.3%	51.1%
% of FP17s for Band 1 Urgent Courses	208	2,787	7.5%	9.4%	9.5%	9.0%
% of FP17s Relating to Free Repair or Replacements	6	2,787	0.2%	0.5%	0.7%	0.8%
% of FP17s Relating to Continuations	22	2,787	0.8%	0.8%	0.8%	0.9%
% of Patients satisfied with the dentistry they have received	1	1	N/A	92.5%	93.6%	93.3%
% of Patients satisfied with the time they had to wait for an appointment	0	1	N/A	89.8%	88.8%	88.9%

\* This is based on patients treated on this contract for their most recent course of treatment. Figures in italics indicate the base number of FP17s or Patient Questionnaire responses are less than 100. N/A is shown where the base number of responses is less than 10 during the period. % is calculated as Quantity/Base number\*100

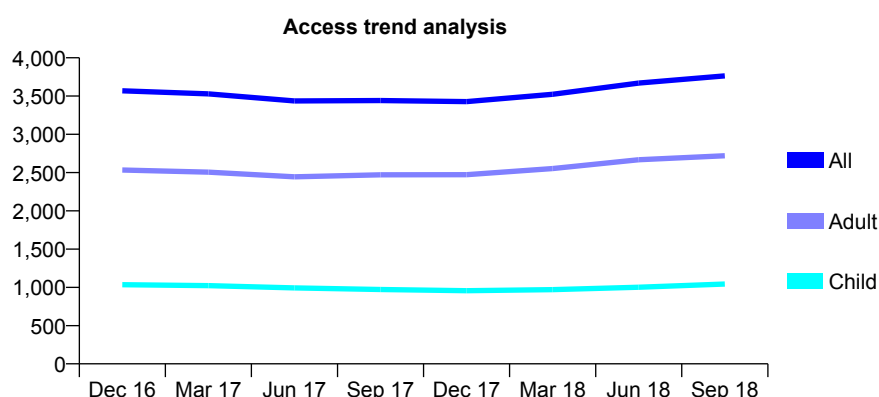
# Q68 - Vital Signs At a Glance Contract Report for 123196/0001 - September 2018

Name or company name	Hangleton Dental Practice Limited
Contract type name	GDS Contract
Purpose of contract	General
Contract start date	01/09/2007
Contract end date	

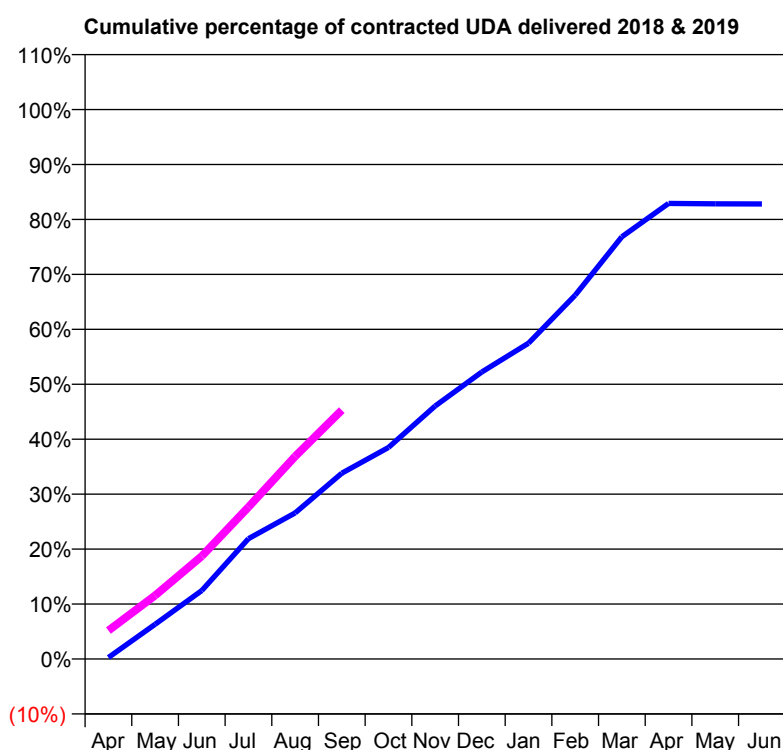
18/19 Contracted general activity (UDA)	11,721
Carry forward general activity (UDA)	0
18/19 Contracted orthodontic activity (UOA)	0
Carry forward orthodontic activity (UOA)	0
Baseline contract value	£299,932.50

## ACCESS\*

Patients seen in 24 months	Total	Change since previous quarter
Quarter ending September 2017	3,442	
Quarter ending December 2017	3,428	→
Quarter ending March 2018	3,523	↑
Quarter ending June 2018	3,670	↑
Quarter ending September 2018	3,763	↑
<b>Variance since September 2017</b>	<b>9.3%</b>	<b>↑</b>



## ACTIVITY



Adjusted Scheduled Activity (UDA)		
Month	2018	2019
April	31	607
May	741	1,354
June	1,460	2,195
July	2,567	3,242
August	3,117	4,323
September	3,963	5,310
October	4,511	
November	5,396	
December	6,122	
January	6,735	
February	7,761	
March	9,007	
April	9,718	
May	9,709	
June	9,706	

## QUALITY

	Quantity	Base Number	Contract	AT	Region	England
% of FP17s for the same patient ID Re-attending within 3 months - Children	32	753	4.2%	9.3%	11.1%	11.6%
% of FP17s for the same patient ID Re-attending within 3 months - Adults	188	1,830	10.3%	14.9%	15.3%	15.5%
% of FP17s for the same patient ID Re-attending between 3 & 9 months - Children	387	753	51.4%	59.8%	61.1%	58.8%
% of FP17s for the same patient ID Re-attending between 3 & 9 months - Adults	743	1,830	40.6%	51.6%	52.3%	51.1%
% of FP17s for Band 1 Urgent Courses	187	2,377	7.9%	9.4%	9.5%	9.0%
% of FP17s Relating to Free Repair or Replacements	4	2,377	0.2%	0.5%	0.7%	0.8%
% of FP17s Relating to Continuations	6	2,377	0.3%	0.8%	0.8%	0.9%
% of Patients satisfied with the dentistry they have received	3	3	N/A	92.5%	93.6%	93.3%
% of Patients satisfied with the time they had to wait for an appointment	3	3	N/A	89.8%	88.8%	88.9%

\* This is based on patients treated on this contract for their most recent course of treatment. Figures in italics indicate the base number of FP17s or Patient Questionnaire responses are less than 100. N/A is shown where the base number of responses is less than 10 during the period. % is calculated as Quantity/Base number\*100

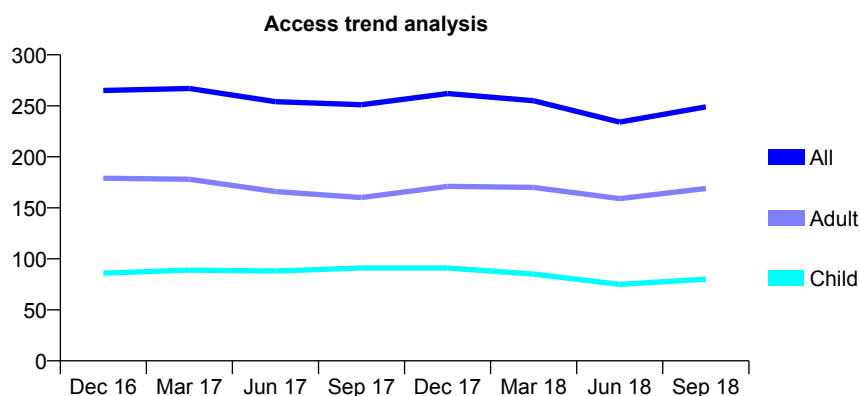
## Q68 - Vital Signs At a Glance Contract Report for 123323/0001 - September 2018

Name or company name	Guyver & Patel
Contract type name	GDS Contract
Purpose of contract	General
Contract start date	01/08/2013
Contract end date	

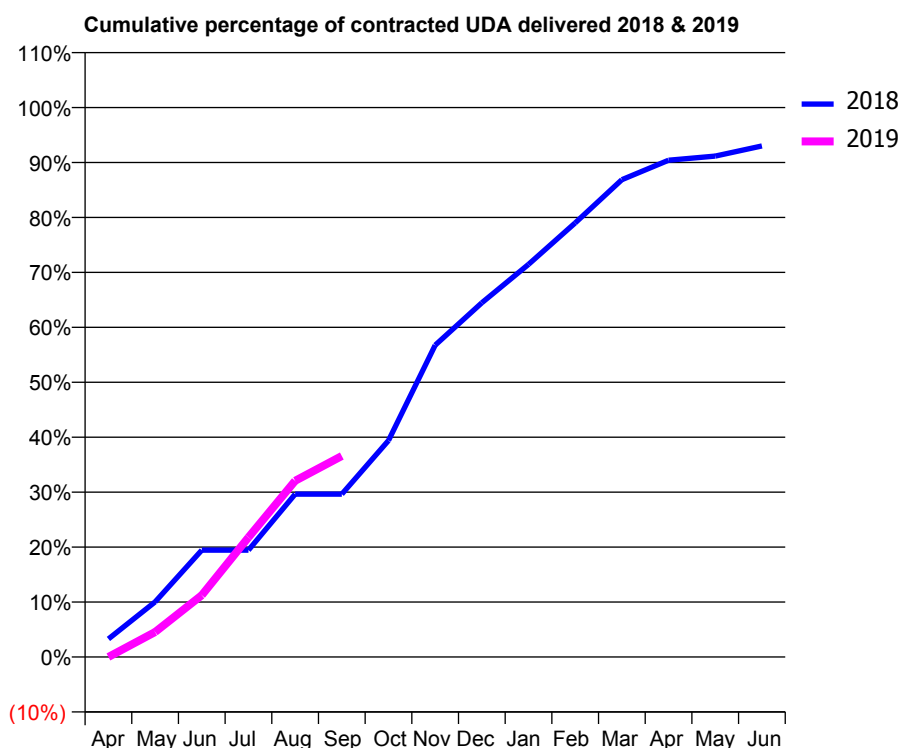
18/19 Contracted general activity (UDA)	820
Carry forward general activity (UDA)	0
18/19 Contracted orthodontic activity (UOA)	0
Carry forward orthodontic activity (UOA)	0
Baseline contract value	£22,805.86

### ACCESS\*

Patients seen in 24 months	Total	Change since previous quarter
Quarter ending September 2017	251	
Quarter ending December 2017	262	↑
Quarter ending March 2018	255	↓
Quarter ending June 2018	234	↓
Quarter ending September 2018	249	↑
<b>Variance since September 2017</b>	<b>(0.8%)</b>	→



### ACTIVITY



Adjusted Scheduled Activity (UDA)		
Month	2018	2019
April	27	0
May	82	37
June	159	92
July	159	179
August	243	263
September	243	300
October	323	
November	465	
December	529	
January	586	
February	648	
March	712	
April	741	
May	748	
June	763	

### QUALITY

	Quantity	Base Number	Contract	AT	Region	England
% of FP17s for the same patient ID Re-attending within 3 months - Children	2	41	4.9%	9.3%	11.1%	11.6%
% of FP17s for the same patient ID Re-attending within 3 months - Adults	15	78	19.2%	14.9%	15.3%	15.5%
% of FP17s for the same patient ID Re-attending between 3 & 9 months - Children	16	41	39.0%	59.8%	61.1%	58.8%
% of FP17s for the same patient ID Re-attending between 3 & 9 months - Adults	30	78	38.5%	51.6%	52.3%	51.1%
% of FP17s for Band 1 Urgent Courses	10	102	9.8%	9.4%	9.5%	9.0%
% of FP17s Relating to Free Repair or Replacements	0	102	0.0%	0.5%	0.7%	0.8%
% of FP17s Relating to Continuations	0	102	0.0%	0.8%	0.8%	0.9%
% of Patients satisfied with the dentistry they have received	0	0	N/A	92.5%	93.6%	93.3%
% of Patients satisfied with the time they had to wait for an appointment	0	0	N/A	89.8%	88.8%	88.9%

\* This is based on patients treated on this contract for their most recent course of treatment. Figures in italics indicate the base number of FP17s or Patient Questionnaire responses are less than 100. N/A is shown where the base number of responses is less than 10 during the period. % is calculated as Quantity/Base number\*100



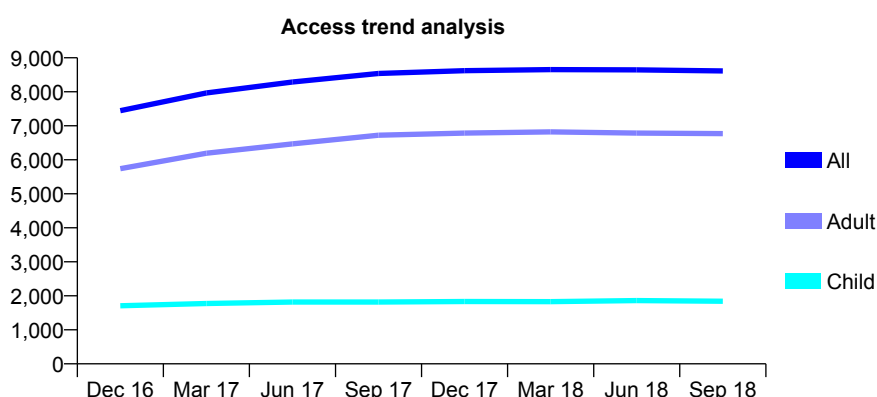
## Q68 - Vital Signs At a Glance Contract Report for 123773/0002 - September 2018

Name or company name	Mr Nicholas Chard and Mr Simon Chard
Contract type name	GDS Contract
Purpose of contract	General
Contract start date	07/09/2015
Contract end date	

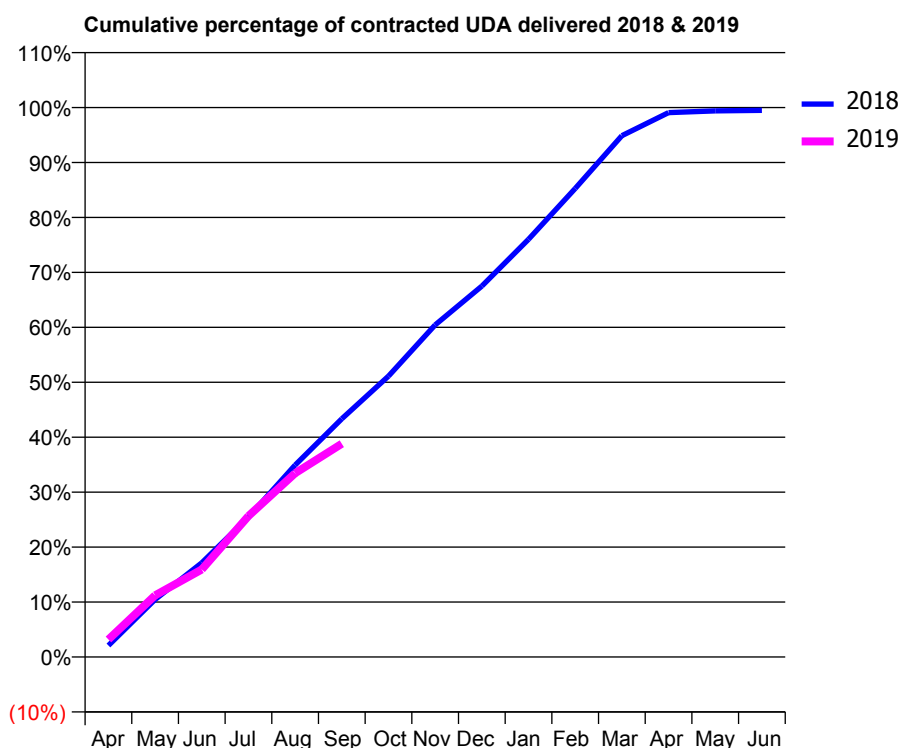
18/19 Contracted general activity (UDA)	24,746
Carry forward general activity (UDA)	128
18/19 Contracted orthodontic activity (UOA)	0
Carry forward orthodontic activity (UOA)	0
Baseline contract value	£589,874.89

### ACCESS\*

Patients seen in 24 months	Total	Change since previous quarter
Quarter ending September 2017	8,540	
Quarter ending December 2017	8,620	→
Quarter ending March 2018	8,653	→
Quarter ending June 2018	8,646	→
Quarter ending September 2018	8,614	→
<b>Variance since September 2017</b>	<b>0.9%</b>	<b>→</b>



### ACTIVITY



Adjusted Scheduled Activity (UDA)		
Month	2018	2019
April	521	792
May	2,592	2,779
June	4,240	3,939
July	6,301	6,348
August	8,647	8,279
September	10,727	9,602
October	12,651	
November	14,955	
December	16,702	
January	18,809	
February	21,101	
March	23,478	
April	24,513	
May	24,594	
June	24,617	

### QUALITY

	Quantity	Base Number	Contract	AT	Region	England
% of FP17s for the same patient ID Re-attending within 3 months - Children	94	1,452	6.5%	9.3%	11.1%	11.6%
% of FP17s for the same patient ID Re-attending within 3 months - Adults	831	4,843	17.2%	14.9%	15.3%	15.5%
% of FP17s for the same patient ID Re-attending between 3 & 9 months - Children	970	1,452	66.8%	59.8%	61.1%	58.8%
% of FP17s for the same patient ID Re-attending between 3 & 9 months - Adults	2,806	4,843	57.9%	51.6%	52.3%	51.1%
% of FP17s for Band 1 Urgent Courses	762	5,742	13.3%	9.4%	9.5%	9.0%
% of FP17s Relating to Free Repair or Replacements	30	5,742	0.5%	0.5%	0.7%	0.8%
% of FP17s Relating to Continuations	91	5,742	1.6%	0.8%	0.8%	0.9%
% of Patients satisfied with the dentistry they have received	2	3	N/A	92.5%	93.6%	93.3%
% of Patients satisfied with the time they had to wait for an appointment	3	3	N/A	89.8%	88.8%	88.9%

\* This is based on patients treated on this contract for their most recent course of treatment. Figures in italics indicate the base number of FP17s or Patient Questionnaire responses are less than 100. N/A is shown where the base number of responses is less than 10 during the period. % is calculated as Quantity/Base number\*100

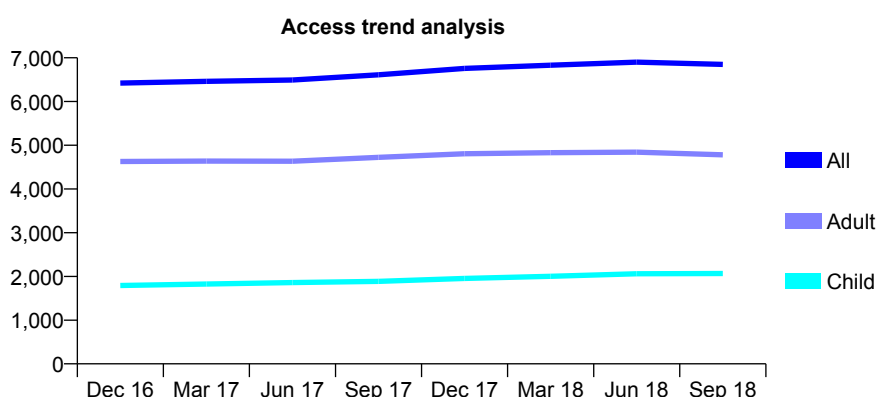
# Q68 - Vital Signs At a Glance Contract Report for 125776/0004 - September 2018

Name or company name	Apex Dental Care Ltd
Contract type name	GDS Contract
Purpose of contract	General
Contract start date	01/08/2009
Contract end date	

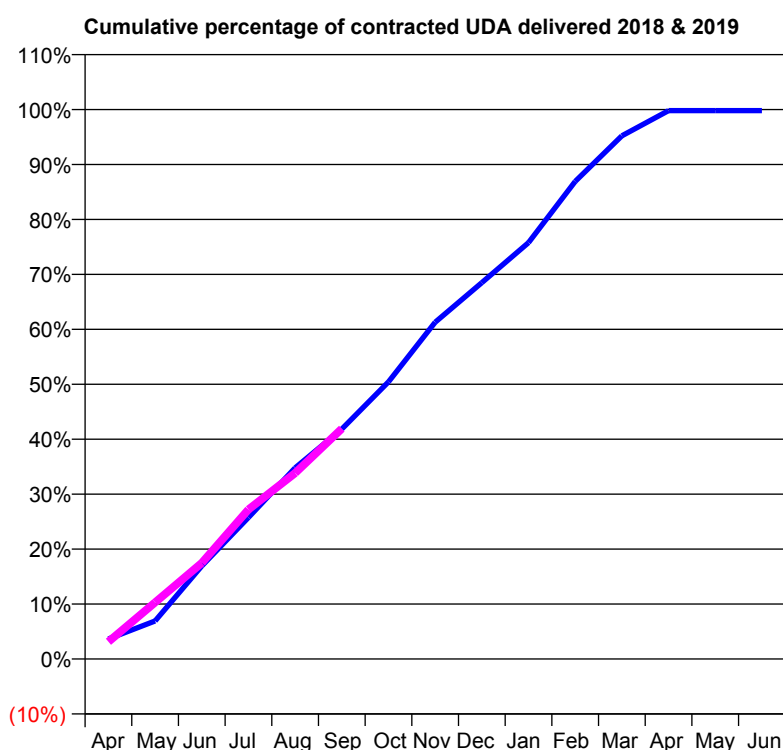
18/19 Contracted general activity (UDA)	16,978
Carry forward general activity (UDA)	34
18/19 Contracted orthodontic activity (UOA)	0
Carry forward orthodontic activity (UOA)	0
Baseline contract value	£420,491.36

## ACCESS\*

Patients seen in 24 months	Total	Change since previous quarter
Quarter ending September 2017	6,612	
Quarter ending December 2017	6,758	↑
Quarter ending March 2018	6,831	→
Quarter ending June 2018	6,901	→
Quarter ending September 2018	6,848	→
<b>Variance since September 2017</b>	<b>3.6%</b>	<b>↑</b>



## ACTIVITY



Adjusted Scheduled Activity (UDA)		
Month	2018	2019
April	620	534
May	1,175	1,750
June	2,872	2,967
July	4,373	4,619
August	5,908	5,747
September	7,107	7,117
October	8,563	
November	10,404	
December	11,627	
January	12,866	
February	14,758	
March	16,166	
April	16,942	
May	16,943	
June	16,943	

## QUALITY

	Quantity	Base Number	Contract	AT	Region	England
% of FP17s for the same patient ID Re-attending within 3 months - Children	151	1,828	8.3%	9.3%	11.1%	11.6%
% of FP17s for the same patient ID Re-attending within 3 months - Adults	388	3,693	10.5%	14.9%	15.3%	15.5%
% of FP17s for the same patient ID Re-attending between 3 & 9 months - Children	1,245	1,828	68.1%	59.8%	61.1%	58.8%
% of FP17s for the same patient ID Re-attending between 3 & 9 months - Adults	2,427	3,693	65.7%	51.6%	52.3%	51.1%
% of FP17s for Band 1 Urgent Courses	332	4,924	6.7%	9.4%	9.5%	9.0%
% of FP17s Relating to Free Repair or Replacements	35	4,924	0.7%	0.5%	0.7%	0.8%
% of FP17s Relating to Continuations	8	4,924	0.2%	0.8%	0.8%	0.9%
% of Patients satisfied with the dentistry they have received	1	1	N/A	92.5%	93.6%	93.3%
% of Patients satisfied with the time they had to wait for an appointment	1	1	N/A	89.8%	88.8%	88.9%

\* This is based on patients treated on this contract for their most recent course of treatment. Figures in italics indicate the base number of FP17s or Patient Questionnaire responses are less than 100. N/A is shown where the base number of responses is less than 10 during the period. % is calculated as Quantity/Base number\*100

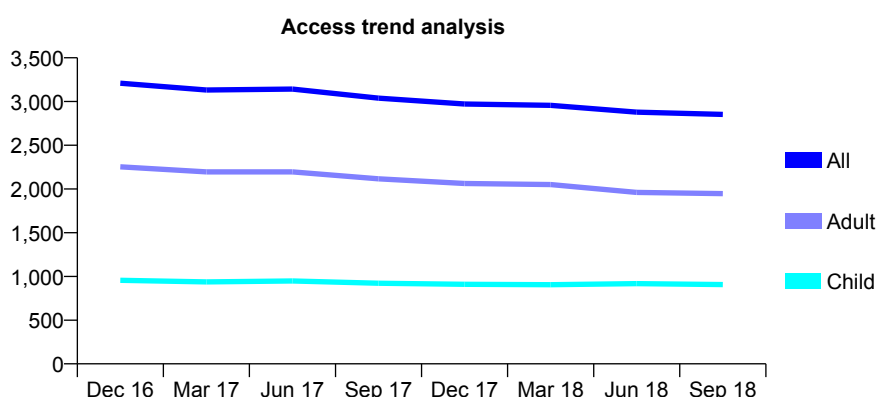
# Q68 - Vital Signs At a Glance Contract Report for 125776/0005 - September 2018

Name or company name	Apex Dental Care Ltd
Contract type name	GDS Contract
Purpose of contract	General
Contract start date	01/08/2009
Contract end date	

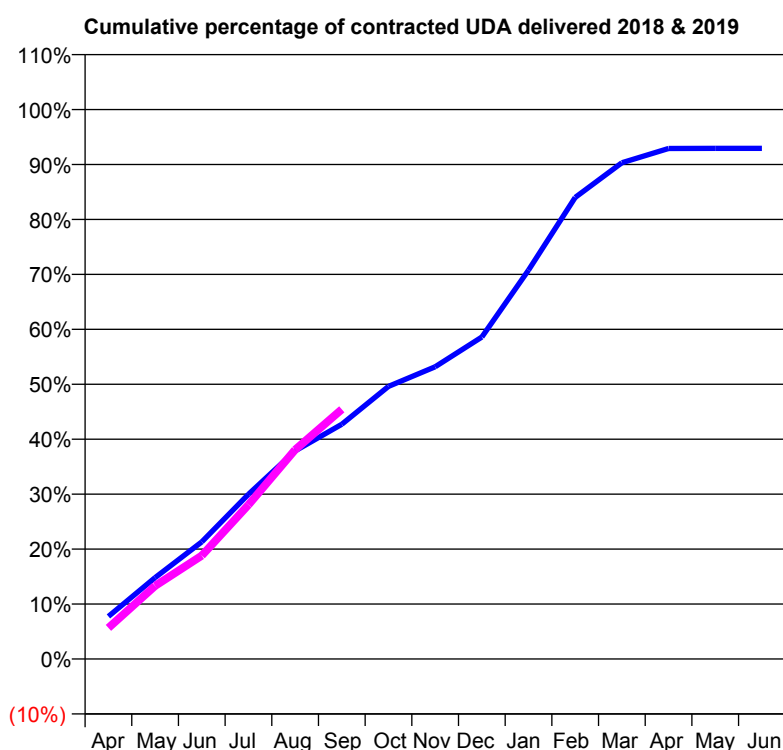
18/19 Contracted general activity (UDA)	7,125
Carry forward general activity (UDA)	0
18/19 Contracted orthodontic activity (UOA)	0
Carry forward orthodontic activity (UOA)	0
Baseline contract value	£189,967.25

## ACCESS\*

Patients seen in 24 months	Total	Change since previous quarter
Quarter ending September 2017	3,038	
Quarter ending December 2017	2,972	↓
Quarter ending March 2018	2,956	→
Quarter ending June 2018	2,878	↓
Quarter ending September 2018	2,852	→
<b>Variance since September 2017</b>	<b>(6.1%)</b>	<b>↓</b>



## ACTIVITY



Adjusted Scheduled Activity (UDA)		
Month	2018	2019
April	553	404
May	1,055	948
June	1,519	1,342
July	2,136	2,000
August	2,697	2,714
September	3,045	3,237
October	3,534	
November	3,789	
December	4,175	
January	5,042	
February	5,986	
March	6,435	
April	6,620	
May	6,621	
June	6,621	

## QUALITY

	Quantity	Base Number	Contract	AT	Region	England
% of FP17s for the same patient ID Re-attending within 3 months - Children	50	721	6.9%	9.3%	11.1%	11.6%
% of FP17s for the same patient ID Re-attending within 3 months - Adults	173	1,288	13.4%	14.9%	15.3%	15.5%
% of FP17s for the same patient ID Re-attending between 3 & 9 months - Children	446	721	61.9%	59.8%	61.1%	58.8%
% of FP17s for the same patient ID Re-attending between 3 & 9 months - Adults	680	1,288	52.8%	51.6%	52.3%	51.1%
% of FP17s for Band 1 Urgent Courses	182	1,910	9.5%	9.4%	9.5%	9.0%
% of FP17s Relating to Free Repair or Replacements	10	1,910	0.5%	0.5%	0.7%	0.8%
% of FP17s Relating to Continuations	4	1,910	0.2%	0.8%	0.8%	0.9%
% of Patients satisfied with the dentistry they have received	0	0	N/A	92.5%	93.6%	93.3%
% of Patients satisfied with the time they had to wait for an appointment	0	0	N/A	89.8%	88.8%	88.9%

\* This is based on patients treated on this contract for their most recent course of treatment. Figures in italics indicate the base number of FP17s or Patient Questionnaire responses are less than 100. N/A is shown where the base number of responses is less than 10 during the period. % is calculated as Quantity/Base number\*100

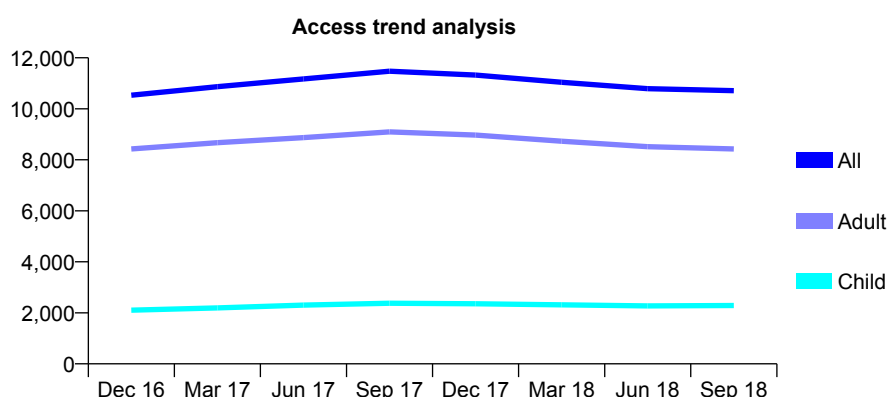
# Q68 - Vital Signs At a Glance Contract Report for 125776/0011 - September 2018

Name or company name	Apex Dental Care Ltd
Contract type name	GDS Contract
Purpose of contract	General
Contract start date	01/06/2011
Contract end date	

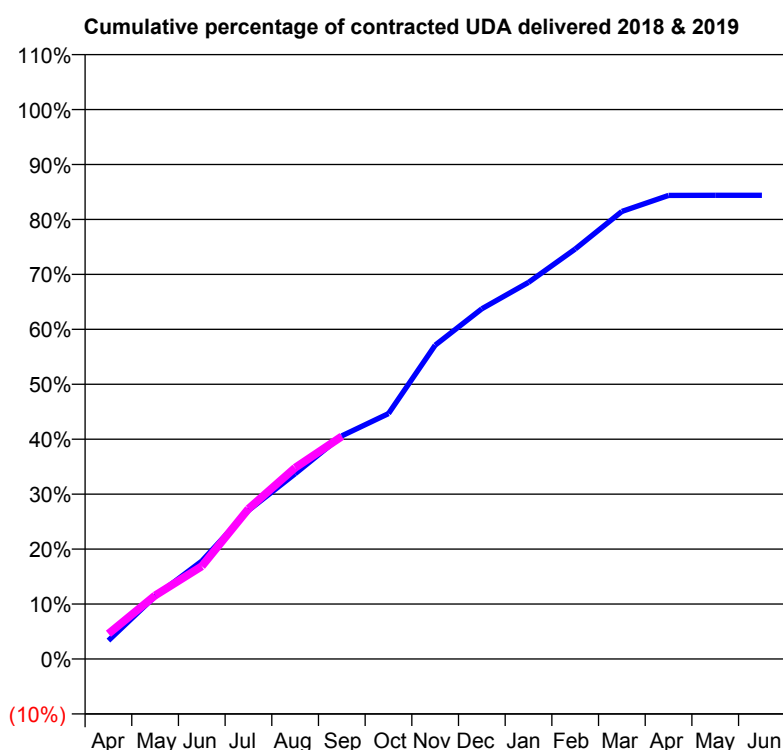
18/19 Contracted general activity (UDA)	36,901
Carry forward general activity (UDA)	0
18/19 Contracted orthodontic activity (UOA)	0
Carry forward orthodontic activity (UOA)	0
Baseline contract value	£954,827.63

## ACCESS\*

Patients seen in 24 months	Total	Change since previous quarter
Quarter ending September 2017	11,473	
Quarter ending December 2017	11,323	↓
Quarter ending March 2018	11,039	↓
Quarter ending June 2018	10,787	↓
Quarter ending September 2018	10,713	→
<b>Variance since September 2017</b>	<b>(6.6%)</b>	<b>↓</b>



## ACTIVITY



Adjusted Scheduled Activity (UDA)		
Month	2018	2019
April	1,340	1,699
May	4,554	4,263
June	7,112	6,227
July	10,792	10,085
August	13,451	12,847
September	16,205	14,946
October	17,823	
November	22,789	
December	25,431	
January	27,346	
February	29,769	
March	32,498	
April	33,659	
May	33,668	
June	33,672	

## QUALITY

	Quantity	Base Number	Contract	AT	Region	England
% of FP17s for the same patient ID Re-attending within 3 months - Children	136	1,631	8.3%	9.3%	11.1%	11.6%
% of FP17s for the same patient ID Re-attending within 3 months - Adults	896	5,842	15.3%	14.9%	15.3%	15.5%
% of FP17s for the same patient ID Re-attending between 3 & 9 months - Children	1,021	1,631	62.6%	59.8%	61.1%	58.8%
% of FP17s for the same patient ID Re-attending between 3 & 9 months - Adults	3,586	5,842	61.4%	51.6%	52.3%	51.1%
% of FP17s for Band 1 Urgent Courses	804	6,927	11.6%	9.4%	9.5%	9.0%
% of FP17s Relating to Free Repair or Replacements	47	6,927	0.7%	0.5%	0.7%	0.8%
% of FP17s Relating to Continuations	24	6,927	0.3%	0.8%	0.8%	0.9%
% of Patients satisfied with the dentistry they have received	4	4	N/A	92.5%	93.6%	93.3%
% of Patients satisfied with the time they had to wait for an appointment	4	4	N/A	89.8%	88.8%	88.9%

\* This is based on patients treated on this contract for their most recent course of treatment. Figures in italics indicate the base number of FP17s or Patient Questionnaire responses are less than 100. N/A is shown where the base number of responses is less than 10 during the period. % is calculated as Quantity/Base number\*100

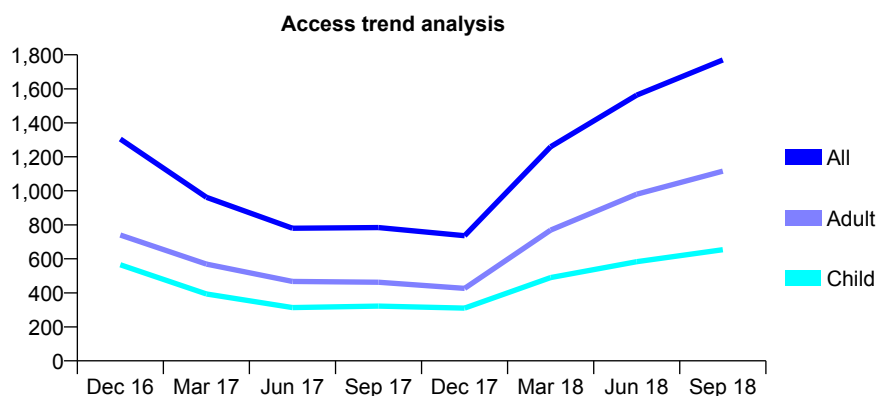
## Q68 - Vital Signs At a Glance Contract Report for 125776/0013 - September 2018

Name or company name	Apex Dental Care Ltd
Contract type name	GDS Contract
Purpose of contract	General
Contract start date	09/02/2013
Contract end date	

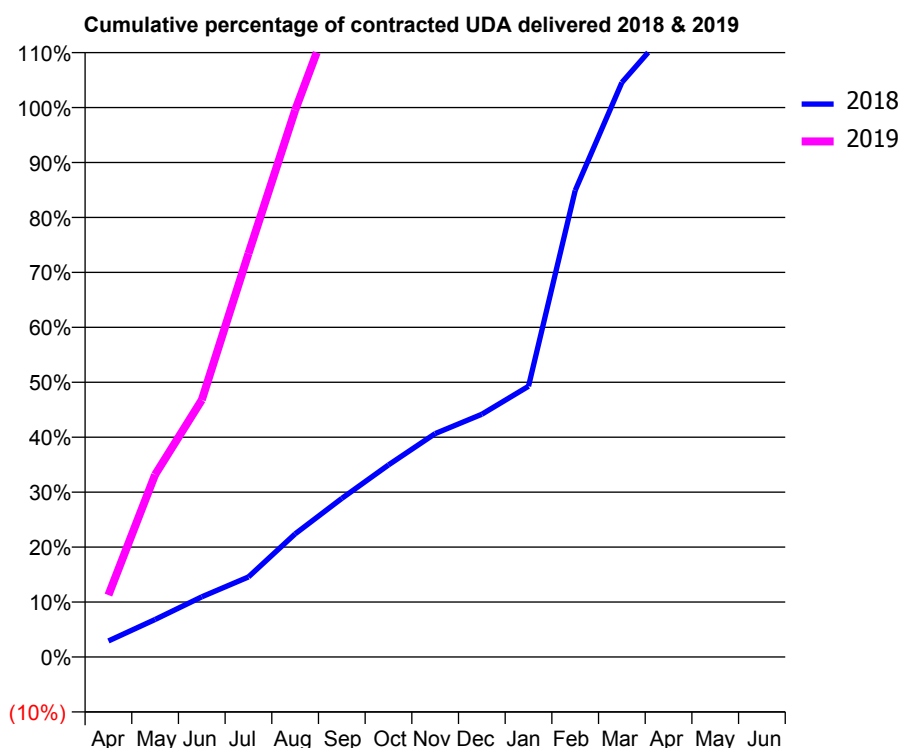
18/19 Contracted general activity (UDA)	2,035
Carry forward general activity (UDA)	0
18/19 Contracted orthodontic activity (UOA)	0
Carry forward orthodontic activity (UOA)	0
Baseline contract value	£56,109.99

### ACCESS\*

Patients seen in 24 months	Total	Change since previous quarter
Quarter ending September 2017	784	
Quarter ending December 2017	736	↓
Quarter ending March 2018	1,259	↑
Quarter ending June 2018	1,563	↑
Quarter ending September 2018	1,770	↑
<b>Variance since September 2017</b>	<b>125.8%</b>	<b>↑</b>



### ACTIVITY



Adjusted Scheduled Activity (UDA)		
Month	2018	2019
April	60	229
May	139	675
June	223	952
July	296	1,494
August	456	2,025
September	588	2,486
October	712	
November	828	
December	899	
January	1,003	
February	1,728	
March	2,128	
April	2,325	
May	2,324	
June	2,320	

### QUALITY

	Quantity	Base Number	Contract	AT	Region	England
% of FP17s for the same patient ID Re-attending within 3 months - Children	35	556	6.3%	9.3%	11.1%	11.6%
% of FP17s for the same patient ID Re-attending within 3 months - Adults	145	1,010	14.4%	14.9%	15.3%	15.5%
% of FP17s for the same patient ID Re-attending between 3 & 9 months - Children	223	556	40.1%	59.8%	61.1%	58.8%
% of FP17s for the same patient ID Re-attending between 3 & 9 months - Adults	348	1,010	34.5%	51.6%	52.3%	51.1%
% of FP17s for Band 1 Urgent Courses	163	1,453	11.2%	9.4%	9.5%	9.0%
% of FP17s Relating to Free Repair or Replacements	0	1,453	0.0%	0.5%	0.7%	0.8%
% of FP17s Relating to Continuations	13	1,453	0.9%	0.8%	0.8%	0.9%
% of Patients satisfied with the dentistry they have received	0	0	N/A	92.5%	93.6%	93.3%
% of Patients satisfied with the time they had to wait for an appointment	0	0	N/A	89.8%	88.8%	88.9%

\* This is based on patients treated on this contract for their most recent course of treatment. Figures in italics indicate the base number of FP17s or Patient Questionnaire responses are less than 100. N/A is shown where the base number of responses is less than 10 during the period. % is calculated as Quantity/Base number\*100

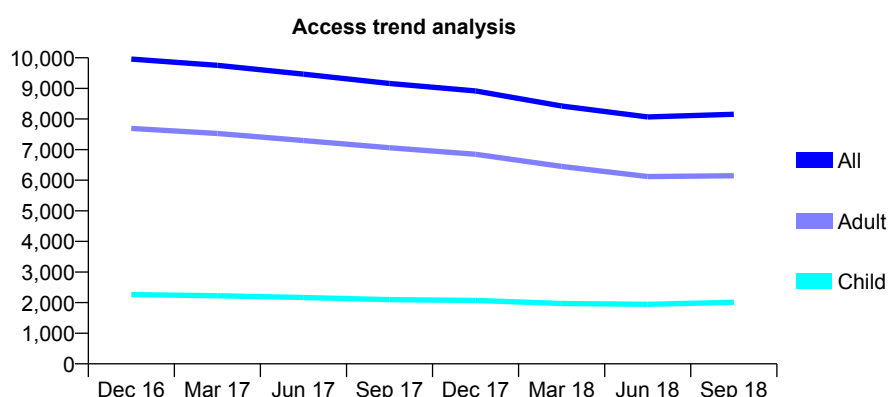
# Q68 - Vital Signs At a Glance Contract Report for 125776/0014 - September 2018

Name or company name	Apex Dental Care Ltd
Contract type name	GDS Contract
Purpose of contract	General
Contract start date	09/02/2013
Contract end date	

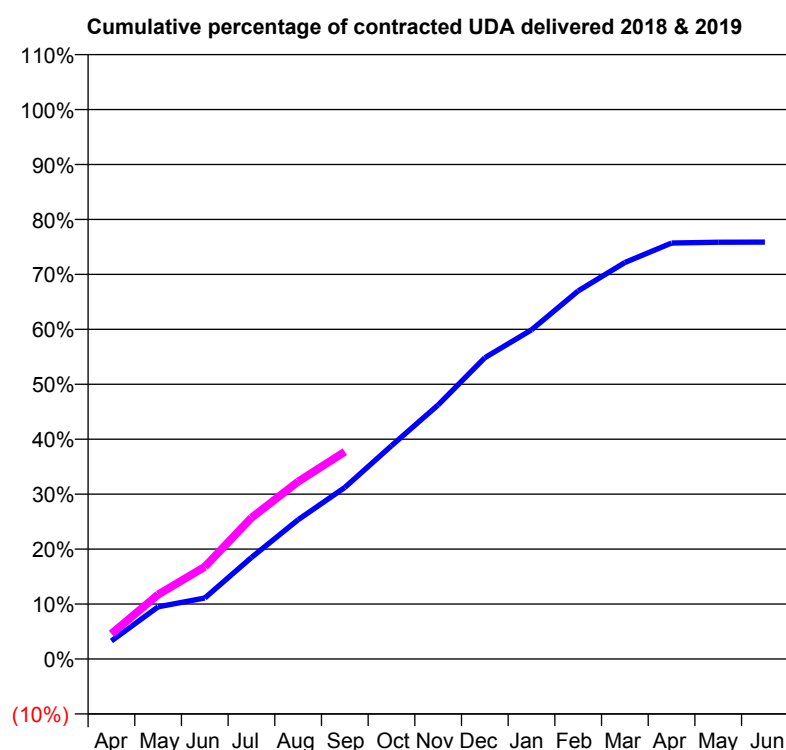
18/19 Contracted general activity (UDA)	30,661
Carry forward general activity (UDA)	0
18/19 Contracted orthodontic activity (UOA)	0
Carry forward orthodontic activity (UOA)	0
Baseline contract value	£843,097.54

## ACCESS\*

Patients seen in 24 months	Total	Change since previous quarter
Quarter ending September 2017	9,162	
Quarter ending December 2017	8,917	↓
Quarter ending March 2018	8,423	↓
Quarter ending June 2018	8,067	↓
Quarter ending September 2018	8,156	→
<b>Variance since September 2017</b>	<b>(11.0%)</b>	<b>↓</b>



## ACTIVITY



Adjusted Scheduled Activity (UDA)		
Month	2018	2019
April	1,007	1,410
May	2,917	3,598
June	3,402	5,145
July	5,665	7,885
August	7,774	9,900
September	9,571	11,569
October	11,897	
November	14,176	
December	16,809	
January	18,364	
February	20,542	
March	22,124	
April	23,212	
May	23,258	
June	23,261	

## QUALITY

	Quantity	Base Number	Contract	AT	Region	England
% of FP17s for the same patient ID Re-attending within 3 months - Children	95	1,495	6.4%	9.3%	11.1%	11.6%
% of FP17s for the same patient ID Re-attending within 3 months - Adults	617	4,542	13.6%	14.9%	15.3%	15.5%
% of FP17s for the same patient ID Re-attending between 3 & 9 months - Children	735	1,495	49.2%	59.8%	61.1%	58.8%
% of FP17s for the same patient ID Re-attending between 3 & 9 months - Adults	2,337	4,542	51.5%	51.6%	52.3%	51.1%
% of FP17s for Band 1 Urgent Courses	423	5,472	7.7%	9.4%	9.5%	9.0%
% of FP17s Relating to Free Repair or Replacements	37	5,472	0.7%	0.5%	0.7%	0.8%
% of FP17s Relating to Continuations	80	5,472	1.5%	0.8%	0.8%	0.9%
% of Patients satisfied with the dentistry they have received	2	2	N/A	92.5%	93.6%	93.3%
% of Patients satisfied with the time they had to wait for an appointment	2	2	N/A	89.8%	88.8%	88.9%

\* This is based on patients treated on this contract for their most recent course of treatment. Figures in italics indicate the base number of FP17s or Patient Questionnaire responses are less than 100. N/A is shown where the base number of responses is less than 10 during the period. % is calculated as Quantity/Base number\*100

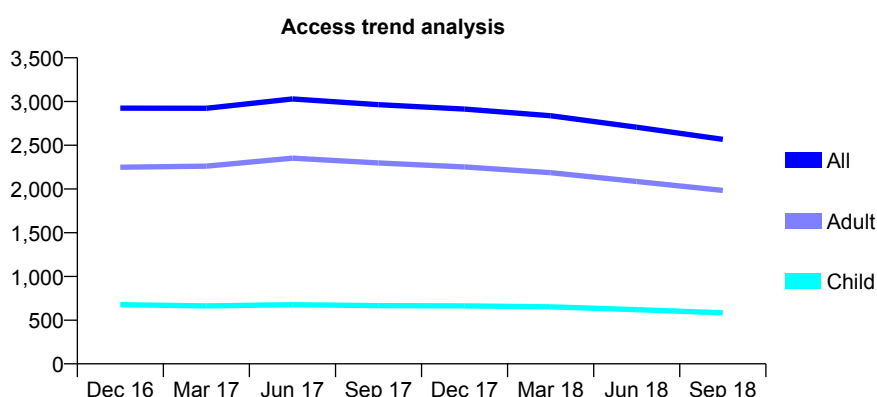
# Q68 - Vital Signs At a Glance Contract Report for 126470/0001 - September 2018

Name or company name	Steyning Dental Care Ltd
Contract type name	GDS Contract
Purpose of contract	General
Contract start date	01/05/2011
Contract end date	

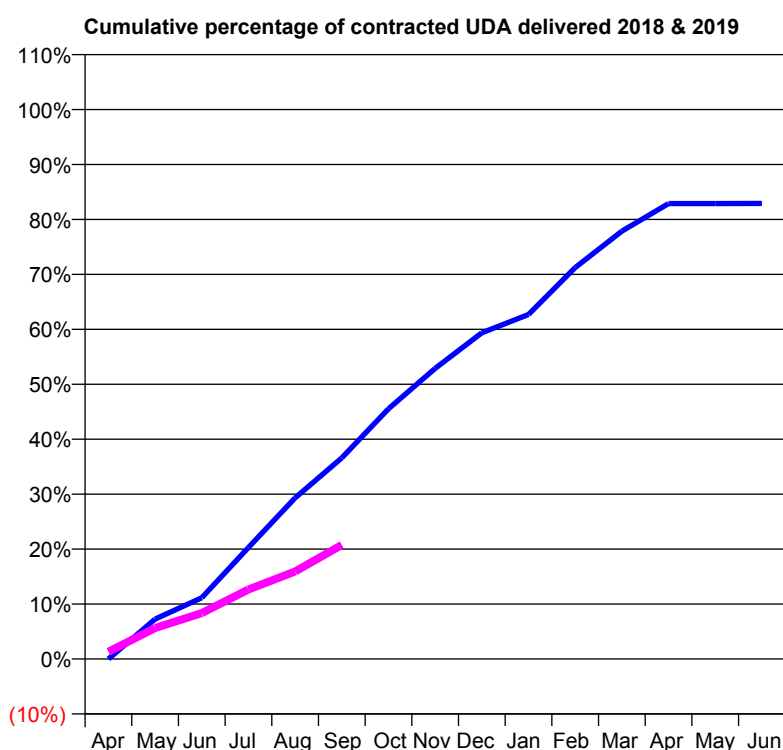
18/19 Contracted general activity (UDA)	11,000
Carry forward general activity (UDA)	0
18/19 Contracted orthodontic activity (UOA)	0
Carry forward orthodontic activity (UOA)	0
Baseline contract value	£311,313.71

## ACCESS\*

Patients seen in 24 months	Total	Change since previous quarter
Quarter ending September 2017	2,964	
Quarter ending December 2017	2,914	↓
Quarter ending March 2018	2,838	↓
Quarter ending June 2018	2,706	↓
Quarter ending September 2018	2,568	↓
<b>Variance since September 2017</b>	<b>(13.4%)</b>	<b>↓</b>



## ACTIVITY



Adjusted Scheduled Activity (UDA)		
Month	2018	2019
April	0	145
May	655	620
June	1,004	920
July	1,827	1,393
August	2,639	1,752
September	3,294	2,283
October	4,099	
November	4,761	
December	5,342	
January	5,642	
February	6,411	
March	7,007	
April	7,461	
May	7,460	
June	7,462	

## QUALITY

	Quantity	Base Number	Contract	AT	Region	England
% of FP17s for the same patient ID Re-attending within 3 months - Children	27	325	8.3%	9.3%	11.1%	11.6%
% of FP17s for the same patient ID Re-attending within 3 months - Adults	199	1,098	18.1%	14.9%	15.3%	15.5%
% of FP17s for the same patient ID Re-attending between 3 & 9 months - Children	154	325	47.4%	59.8%	61.1%	58.8%
% of FP17s for the same patient ID Re-attending between 3 & 9 months - Adults	514	1,098	46.8%	51.6%	52.3%	51.1%
% of FP17s for Band 1 Urgent Courses	127	1,271	10.0%	9.4%	9.5%	9.0%
% of FP17s Relating to Free Repair or Replacements	3	1,271	0.2%	0.5%	0.7%	0.8%
% of FP17s Relating to Continuations	30	1,271	2.4%	0.8%	0.8%	0.9%
% of Patients satisfied with the dentistry they have received	0	0	N/A	92.5%	93.6%	93.3%
% of Patients satisfied with the time they had to wait for an appointment	0	0	N/A	89.8%	88.8%	88.9%

\* This is based on patients treated on this contract for their most recent course of treatment. Figures in italics indicate the base number of FP17s or Patient Questionnaire responses are less than 100. N/A is shown where the base number of responses is less than 10 during the period. % is calculated as Quantity/Base number\*100



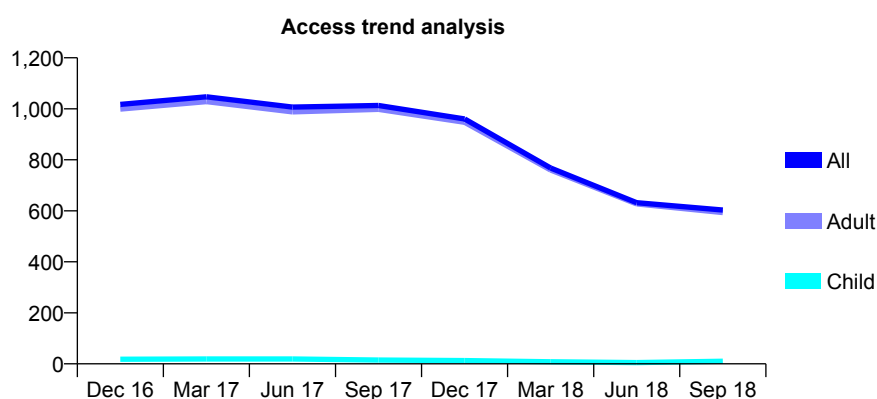
## Q68 - Vital Signs At a Glance Contract Report for 126470/0002 - September 2018

Name or company name	Steyning Dental Care Ltd
Contract type name	GDS Contract
Purpose of contract	General
Contract start date	01/05/2011
Contract end date	

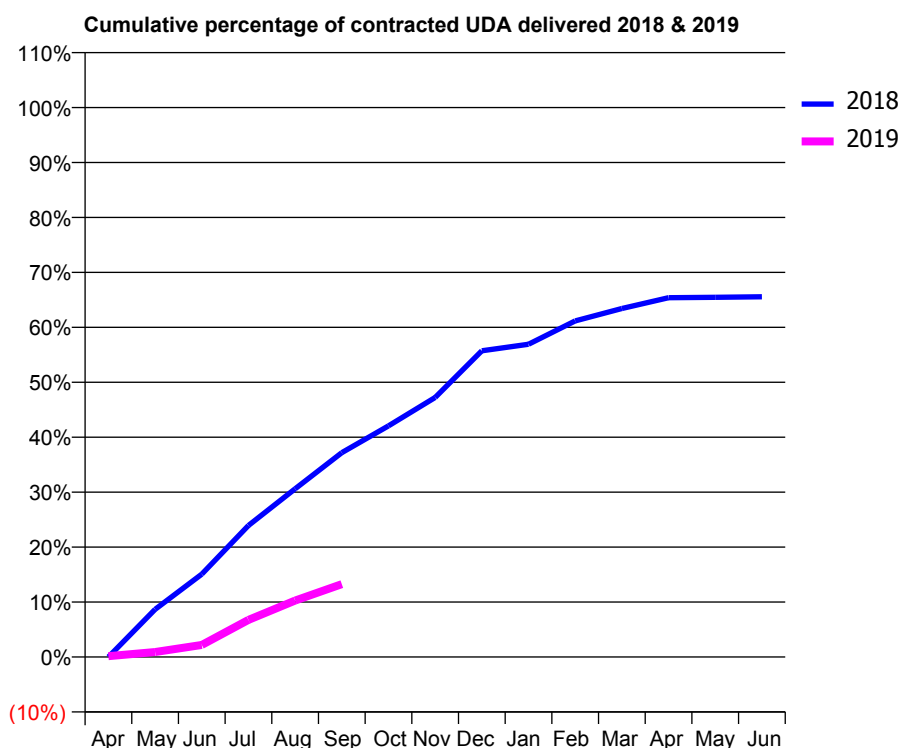
18/19 Contracted general activity (UDA)	3,600
Carry forward general activity (UDA)	0
18/19 Contracted orthodontic activity (UOA)	0
Carry forward orthodontic activity (UOA)	0
Baseline contract value	£187,439.06

### ACCESS\*

Patients seen in 24 months	Total	Change since previous quarter
Quarter ending September 2017	1,013	
Quarter ending December 2017	960	↓
Quarter ending March 2018	768	↓
Quarter ending June 2018	632	↓
Quarter ending September 2018	603	↓
<b>Variance since September 2017</b>	<b>(40.5%)</b>	<b>↓</b>



### ACTIVITY



Adjusted Scheduled Activity (UDA)		
Month	2018	2019
April	0	6
May	312	33
June	543	79
July	862	243
August	1,102	370
September	1,339	477
October	1,514	
November	1,700	
December	2,006	
January	2,049	
February	2,202	
March	2,283	
April	2,354	
May	2,357	
June	2,360	

### QUALITY

	Quantity	Base Number	Contract	AT	Region	England
% of FP17s for the same patient ID Re-attending within 3 months - Children	0	10	0.0%	9.3%	11.1%	11.6%
% of FP17s for the same patient ID Re-attending within 3 months - Adults	4	184	2.2%	14.9%	15.3%	15.5%
% of FP17s for the same patient ID Re-attending between 3 & 9 months - Children	0	10	0.0%	59.8%	61.1%	58.8%
% of FP17s for the same patient ID Re-attending between 3 & 9 months - Adults	3	184	1.6%	51.6%	52.3%	51.1%
% of FP17s for Band 1 Urgent Courses	0	165	0.0%	9.4%	9.5%	9.0%
% of FP17s Relating to Free Repair or Replacements	0	165	0.0%	0.5%	0.7%	0.8%
% of FP17s Relating to Continuations	2	165	1.2%	0.8%	0.8%	0.9%
% of Patients satisfied with the dentistry they have received	0	0	N/A	92.5%	93.6%	93.3%
% of Patients satisfied with the time they had to wait for an appointment	0	0	N/A	89.8%	88.8%	88.9%

\* This is based on patients treated on this contract for their most recent course of treatment. Figures in italics indicate the base number of FP17s or Patient Questionnaire responses are less than 100. N/A is shown where the base number of responses is less than 10 during the period. % is calculated as Quantity/Base number\*100

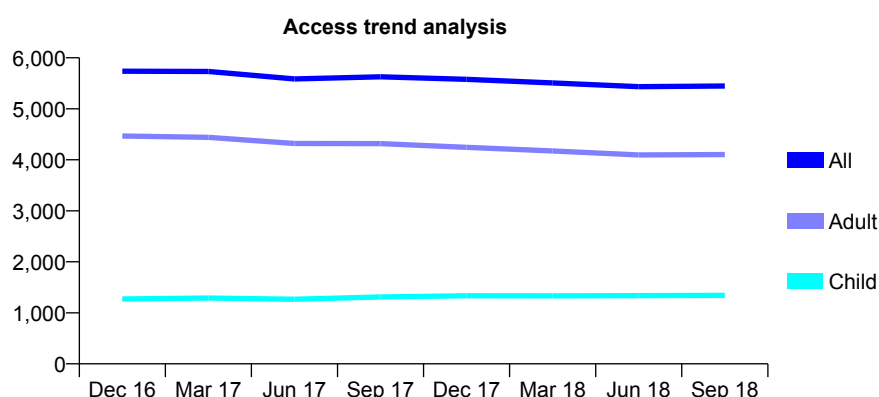
# Q68 - Vital Signs At a Glance Contract Report for 128279/0001 - September 2018

Name or company name	Bright DS Limited
Contract type name	GDS Contract
Purpose of contract	General
Contract start date	01/07/2011
Contract end date	

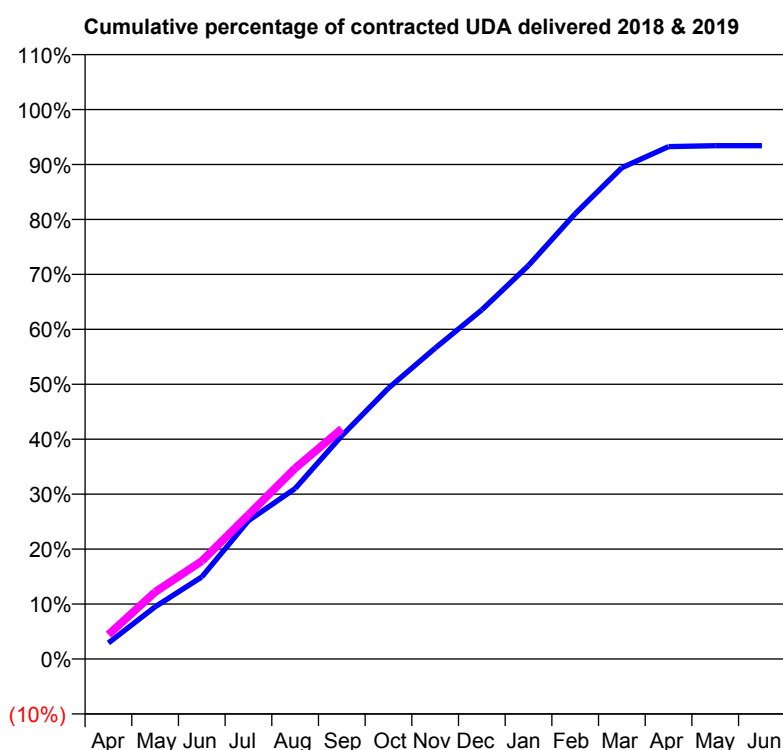
18/19 Contracted general activity (UDA)	15,000
Carry forward general activity (UDA)	0
18/19 Contracted orthodontic activity (UOA)	0
Carry forward orthodontic activity (UOA)	0
Baseline contract value	£405,051.09

## ACCESS\*

Patients seen in 24 months	Total	Change since previous quarter
Quarter ending September 2017	5,628	
Quarter ending December 2017	5,579	→
Quarter ending March 2018	5,506	↓
Quarter ending June 2018	5,433	↓
Quarter ending September 2018	5,446	→
<b>Variance since September 2017</b>	<b>(3.2%)</b>	<b>↓</b>



## ACTIVITY



Adjusted Scheduled Activity (UDA)		
Month	2018	2019
April	438	665
May	1,423	1,829
June	2,240	2,674
July	3,776	3,938
August	4,653	5,205
September	6,097	6,284
October	7,393	
November	8,487	
December	9,532	
January	10,744	
February	12,154	
March	13,412	
April	13,987	
May	14,011	
June	14,011	

## QUALITY

	Quantity	Base Number	Contract	AT	Region	England
% of FP17s for the same patient ID Re-attending within 3 months - Children	70	934	7.5%	9.3%	11.1%	11.6%
% of FP17s for the same patient ID Re-attending within 3 months - Adults	354	2,239	15.8%	14.9%	15.3%	15.5%
% of FP17s for the same patient ID Re-attending between 3 & 9 months - Children	420	934	45.0%	59.8%	61.1%	58.8%
% of FP17s for the same patient ID Re-attending between 3 & 9 months - Adults	832	2,239	37.2%	51.6%	52.3%	51.1%
% of FP17s for Band 1 Urgent Courses	515	2,969	17.3%	9.4%	9.5%	9.0%
% of FP17s Relating to Free Repair or Replacements	8	2,969	0.3%	0.5%	0.7%	0.8%
% of FP17s Relating to Continuations	3	2,969	0.1%	0.8%	0.8%	0.9%
% of Patients satisfied with the dentistry they have received	1	1	N/A	92.5%	93.6%	93.3%
% of Patients satisfied with the time they had to wait for an appointment	1	1	N/A	89.8%	88.8%	88.9%

\* This is based on patients treated on this contract for their most recent course of treatment. Figures in italics indicate the base number of FP17s or Patient Questionnaire responses are less than 100. N/A is shown where the base number of responses is less than 10 during the period. % is calculated as Quantity/Base number\*100

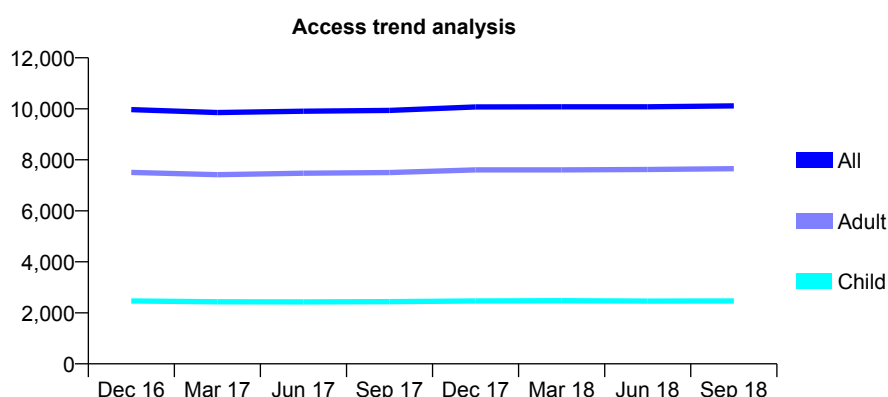
# Q68 - Vital Signs At a Glance Contract Report for 128503/0001 - September 2018

Name or company name	E Lazanakis Limited trading as Sussex Der
Contract type name	GDS Contract
Purpose of contract	General
Contract start date	01/04/2013
Contract end date	

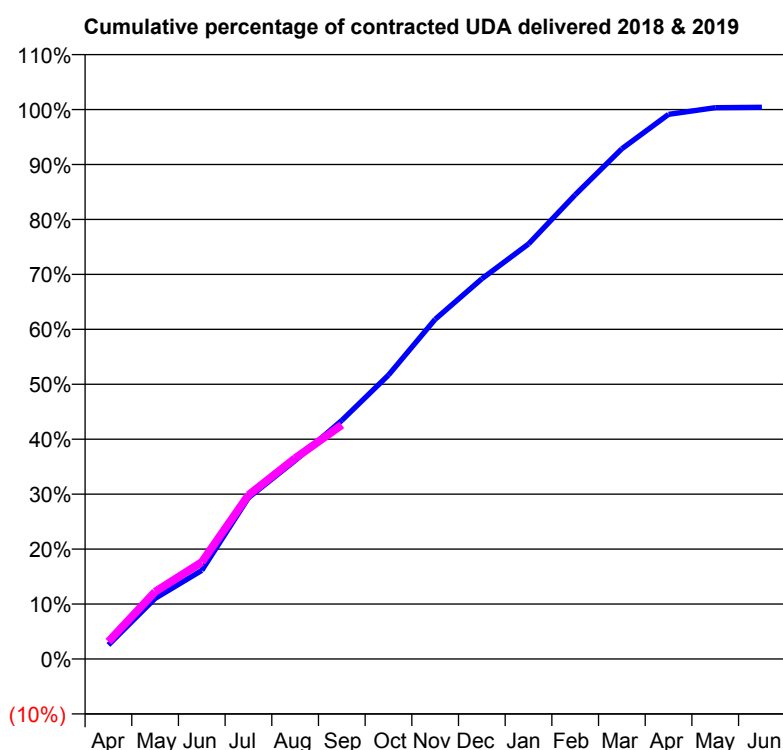
18/19 Contracted general activity (UDA)	30,203
Carry forward general activity (UDA)	0
18/19 Contracted orthodontic activity (UOA)	0
Carry forward orthodontic activity (UOA)	0
Baseline contract value	£921,727.94

## ACCESS\*

Patients seen in 24 months	Total	Change since previous quarter
Quarter ending September 2017	9,938	
Quarter ending December 2017	10,072	→
Quarter ending March 2018	10,080	→
Quarter ending June 2018	10,079	→
Quarter ending September 2018	10,114	→
<b>Variance since September 2017</b>	<b>1.8%</b>	<b>→</b>



## ACTIVITY



Adjusted Scheduled Activity (UDA)		
Month	2018	2019
April	770	957
May	3,329	3,701
June	4,871	5,322
July	8,862	9,008
August	10,908	11,037
September	13,114	12,868
October	15,608	
November	18,671	
December	20,901	
January	22,813	
February	25,518	
March	28,049	
April	29,940	
May	30,303	
June	30,325	

## QUALITY

	Quantity	Base Number	Contract	AT	Region	England
% of FP17s for the same patient ID Re-attending within 3 months - Children	140	2,092	6.7%	9.3%	11.1%	11.6%
% of FP17s for the same patient ID Re-attending within 3 months - Adults	861	5,717	15.1%	14.9%	15.3%	15.5%
% of FP17s for the same patient ID Re-attending between 3 & 9 months - Children	1,428	2,092	68.3%	59.8%	61.1%	58.8%
% of FP17s for the same patient ID Re-attending between 3 & 9 months - Adults	2,937	5,717	51.4%	51.6%	52.3%	51.1%
% of FP17s for Band 1 Urgent Courses	1,102	6,783	16.2%	9.4%	9.5%	9.0%
% of FP17s Relating to Free Repair or Replacements	26	6,783	0.4%	0.5%	0.7%	0.8%
% of FP17s Relating to Continuations	62	6,783	0.9%	0.8%	0.8%	0.9%
% of Patients satisfied with the dentistry they have received	6	7	N/A	92.5%	93.6%	93.3%
% of Patients satisfied with the time they had to wait for an appointment	7	7	N/A	89.8%	88.8%	88.9%

\* This is based on patients treated on this contract for their most recent course of treatment. Figures in italics indicate the base number of FP17s or Patient Questionnaire responses are less than 100. N/A is shown where the base number of responses is less than 10 during the period. % is calculated as Quantity/Base number\*100

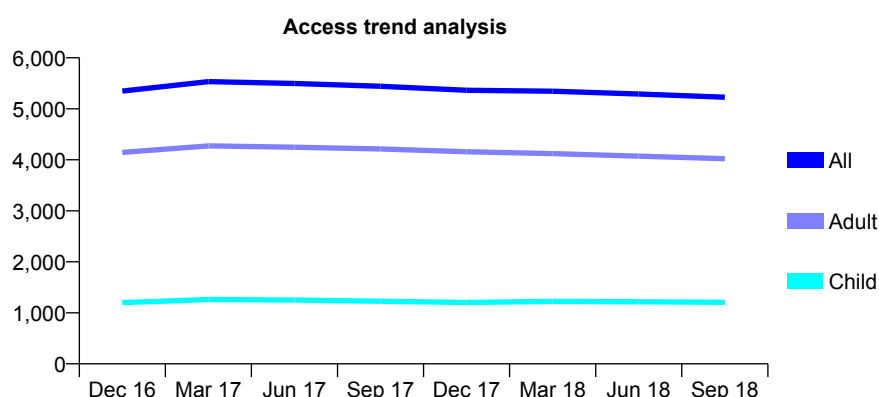
# Q68 - Vital Signs At a Glance Contract Report for 128503/0003 - September 2018

Name or company name	E Lazanakis Limited trading as Sussex Der
Contract type name	GDS Contract
Purpose of contract	General
Contract start date	01/04/2013
Contract end date	

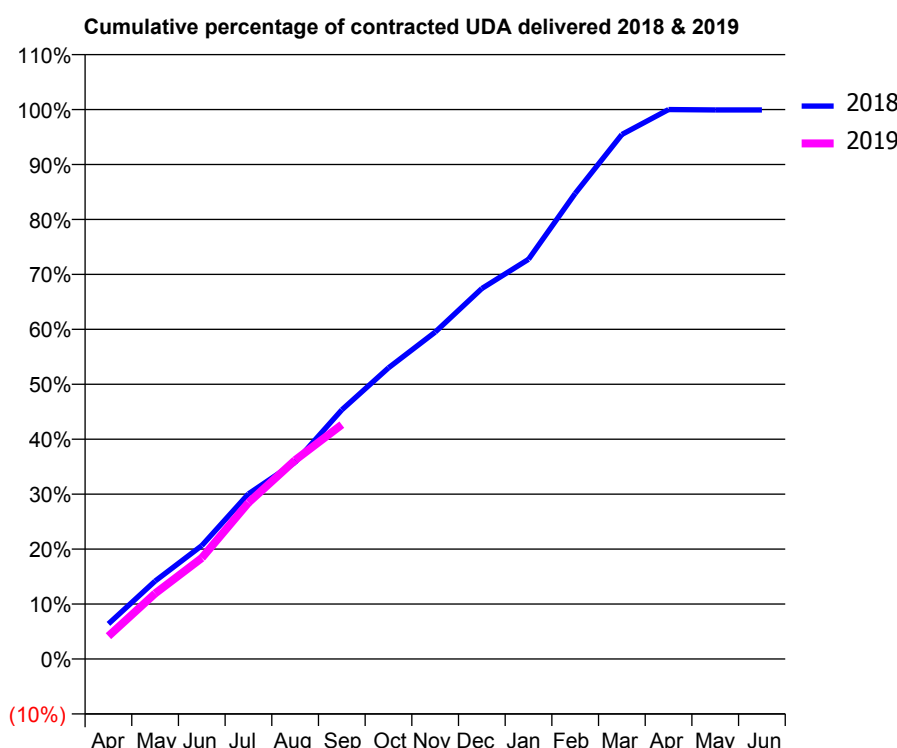
18/19 Contracted general activity (UDA)	15,352
Carry forward general activity (UDA)	11
18/19 Contracted orthodontic activity (UOA)	0
Carry forward orthodontic activity (UOA)	0
Baseline contract value	£386,781.42

## ACCESS\*

Patients seen in 24 months	Total	Change since previous quarter
Quarter ending September 2017	5,441	
Quarter ending December 2017	5,363	↓
Quarter ending March 2018	5,346	→
Quarter ending June 2018	5,290	↓
Quarter ending September 2018	5,228	↓
<b>Variance since September 2017</b>	<b>(3.9%)</b>	<b>↓</b>



## ACTIVITY



Adjusted Scheduled Activity (UDA)		
Month	2018	2019
April	983	638
May	2,176	1,831
June	3,170	2,823
July	4,614	4,369
August	5,498	5,558
September	6,962	6,549
October	8,133	
November	9,132	
December	10,350	
January	11,167	
February	13,008	
March	14,653	
April	15,351	
May	15,341	
June	15,341	

## QUALITY

	Quantity	Base Number	Contract	AT	Region	England
% of FP17s for the same patient ID Re-attending within 3 months - Children	63	786	8.0%	9.3%	11.1%	11.6%
% of FP17s for the same patient ID Re-attending within 3 months - Adults	423	2,340	18.1%	14.9%	15.3%	15.5%
% of FP17s for the same patient ID Re-attending between 3 & 9 months - Children	469	786	59.7%	59.8%	61.1%	58.8%
% of FP17s for the same patient ID Re-attending between 3 & 9 months - Adults	1,094	2,340	46.8%	51.6%	52.3%	51.1%
% of FP17s for Band 1 Urgent Courses	397	2,876	13.8%	9.4%	9.5%	9.0%
% of FP17s Relating to Free Repair or Replacements	18	2,876	0.6%	0.5%	0.7%	0.8%
% of FP17s Relating to Continuations	8	2,876	0.3%	0.8%	0.8%	0.9%
% of Patients satisfied with the dentistry they have received	1	1	N/A	92.5%	93.6%	93.3%
% of Patients satisfied with the time they had to wait for an appointment	1	1	N/A	89.8%	88.8%	88.9%

\* This is based on patients treated on this contract for their most recent course of treatment. Figures in italics indicate the base number of FP17s or Patient Questionnaire responses are less than 100. N/A is shown where the base number of responses is less than 10 during the period. % is calculated as Quantity/Base number\*100

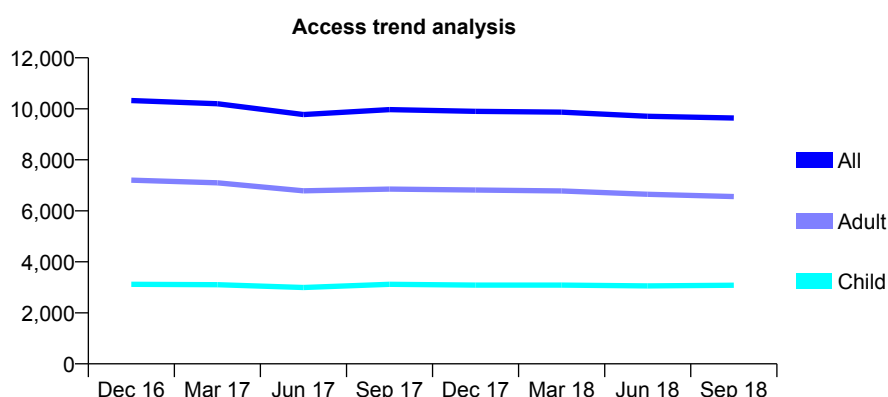
# Q68 - Vital Signs At a Glance Contract Report for 128503/0004 - September 2018

Name or company name	E Lazanakis Limited
Contract type name	GDS Contract
Purpose of contract	General
Contract start date	01/04/2013
Contract end date	

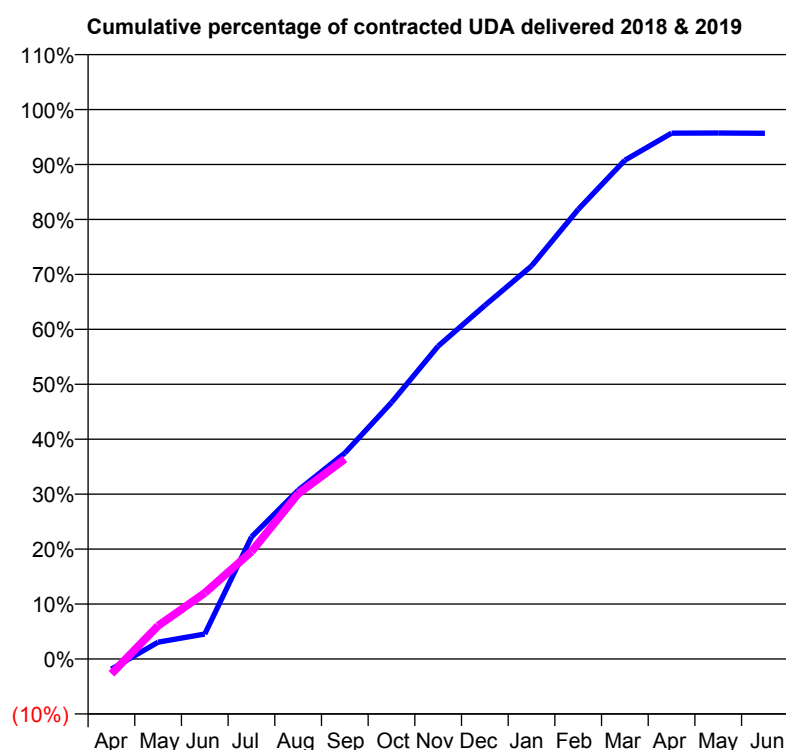
18/19 Contracted general activity (UDA)	28,200
Carry forward general activity (UDA)	1,123
18/19 Contracted orthodontic activity (UOA)	0
Carry forward orthodontic activity (UOA)	0
Baseline contract value	£744,122.58

## ACCESS\*

Patients seen in 24 months	Total	Change since previous quarter
Quarter ending September 2017	9,971	
Quarter ending December 2017	9,901	→
Quarter ending March 2018	9,867	→
Quarter ending June 2018	9,705	↓
Quarter ending September 2018	9,639	→
<b>Variance since September 2017</b>	<b>(3.3%)</b>	<b>↓</b>



## ACTIVITY



Adjusted Scheduled Activity (UDA)		
Month	2018	2019
April	-527	-763
May	863	1,709
June	1,285	3,391
July	6,267	5,513
August	8,662	8,481
September	10,570	10,260
October	13,160	
November	16,060	
December	18,147	
January	20,174	
February	23,069	
March	25,599	
April	26,986	
May	26,995	
June	26,980	

## QUALITY

	Quantity	Base Number	Contract	AT	Region	England
% of FP17s for the same patient ID Re-attending within 3 months - Children	139	2,344	5.9%	9.3%	11.1%	11.6%
% of FP17s for the same patient ID Re-attending within 3 months - Adults	470	4,024	11.7%	14.9%	15.3%	15.5%
% of FP17s for the same patient ID Re-attending between 3 & 9 months - Children	1,481	2,344	63.2%	59.8%	61.1%	58.8%
% of FP17s for the same patient ID Re-attending between 3 & 9 months - Adults	2,010	4,024	50.0%	51.6%	52.3%	51.1%
% of FP17s for Band 1 Urgent Courses	636	5,750	11.1%	9.4%	9.5%	9.0%
% of FP17s Relating to Free Repair or Replacements	16	5,750	0.3%	0.5%	0.7%	0.8%
% of FP17s Relating to Continuations	9	5,750	0.2%	0.8%	0.8%	0.9%
% of Patients satisfied with the dentistry they have received	3	3	N/A	92.5%	93.6%	93.3%
% of Patients satisfied with the time they had to wait for an appointment	3	3	N/A	89.8%	88.8%	88.9%

\* This is based on patients treated on this contract for their most recent course of treatment. Figures in italics indicate the base number of FP17s or Patient Questionnaire responses are less than 100. N/A is shown where the base number of responses is less than 10 during the period. % is calculated as Quantity/Base number\*100

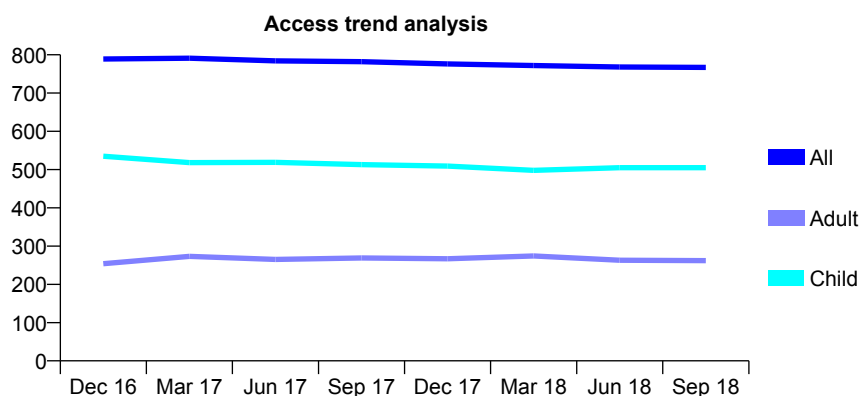
## Q68 - Vital Signs At a Glance Contract Report for 129828/0002 - September 2018

Name or company name	Mr SM Frost and Mr P Holmes
Contract type name	GDS Contract
Purpose of contract	General
Contract start date	04/04/2015
Contract end date	

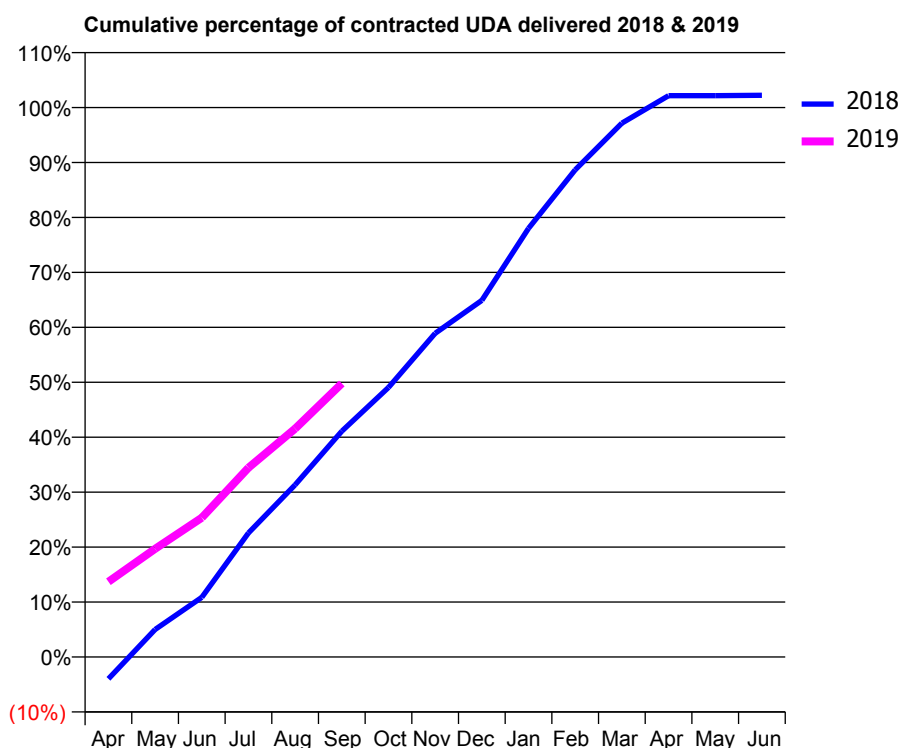
18/19 Contracted general activity (UDA)	1,600
Carry forward general activity (UDA)	0
18/19 Contracted orthodontic activity (UOA)	0
Carry forward orthodontic activity (UOA)	0
Baseline contract value	£43,845.01

### ACCESS\*

Patients seen in 24 months	Total	Change since previous quarter
Quarter ending September 2017	782	
Quarter ending December 2017	776	→
Quarter ending March 2018	772	→
Quarter ending June 2018	768	→
Quarter ending September 2018	767	→
<b>Variance since September 2017</b>	<b>(1.9%)</b>	<b>↓</b>



### ACTIVITY



Adjusted Scheduled Activity (UDA)		
Month	2018	2019
April	-64	219
May	80	315
June	174	406
July	361	551
August	502	665
September	657	796
October	785	
November	942	
December	1,039	
January	1,248	
February	1,418	
March	1,554	
April	1,634	
May	1,634	
June	1,635	

### QUALITY

	Quantity	Base Number	Contract	AT	Region	England
% of FP17s for the same patient ID Re-attending within 3 months - Children	26	444	5.9%	9.3%	11.1%	11.6%
% of FP17s for the same patient ID Re-attending within 3 months - Adults	11	143	7.7%	14.9%	15.3%	15.5%
% of FP17s for the same patient ID Re-attending between 3 & 9 months - Children	290	444	65.3%	59.8%	61.1%	58.8%
% of FP17s for the same patient ID Re-attending between 3 & 9 months - Adults	92	143	64.3%	51.6%	52.3%	51.1%
% of FP17s for Band 1 Urgent Courses	7	522	1.3%	9.4%	9.5%	9.0%
% of FP17s Relating to Free Repair or Replacements	0	522	0.0%	0.5%	0.7%	0.8%
% of FP17s Relating to Continuations	13	522	2.5%	0.8%	0.8%	0.9%
% of Patients satisfied with the dentistry they have received	0	0	N/A	92.5%	93.6%	93.3%
% of Patients satisfied with the time they had to wait for an appointment	0	0	N/A	89.8%	88.8%	88.9%

\* This is based on patients treated on this contract for their most recent course of treatment. Figures in italics indicate the base number of FP17s or Patient Questionnaire responses are less than 100. N/A is shown where the base number of responses is less than 10 during the period. % is calculated as Quantity/Base number\*100

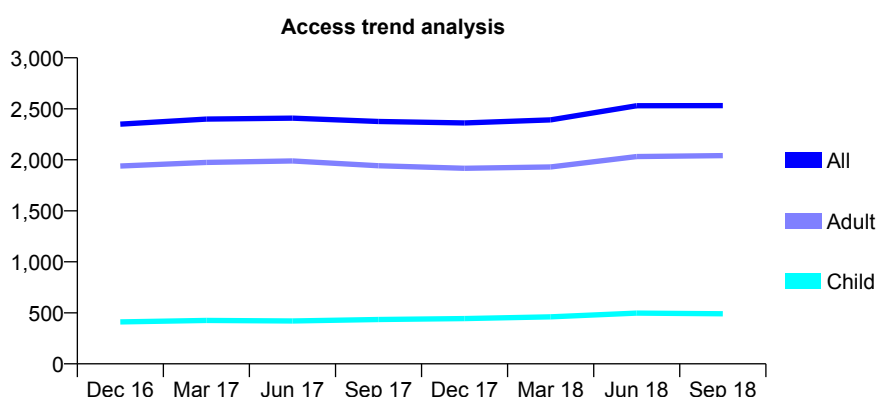
# Q68 - Vital Signs At a Glance Contract Report for 130648/0001 - September 2018

Name or company name	Claremont Dental Practice
Contract type name	GDS Contract
Purpose of contract	General
Contract start date	23/02/2009
Contract end date	

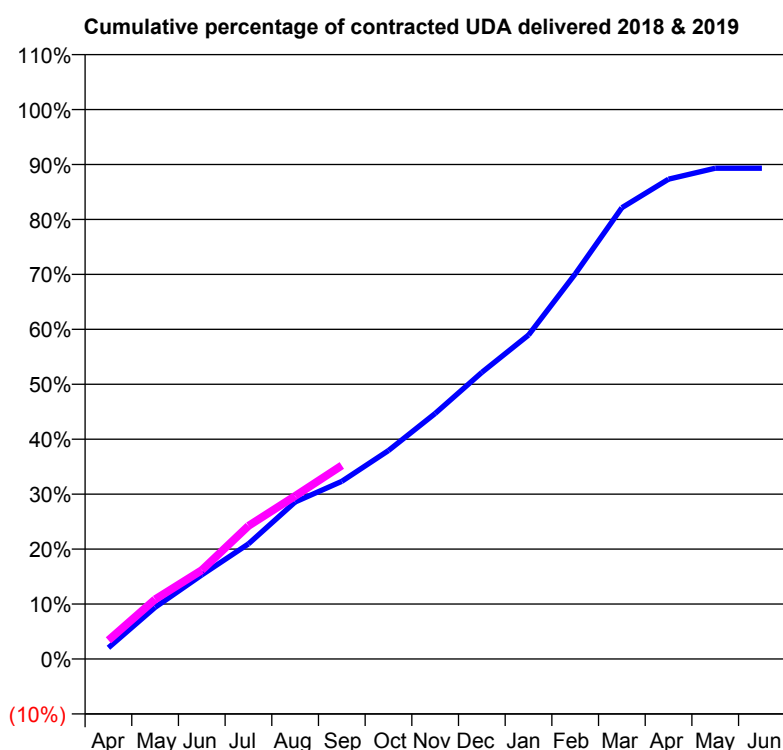
18/19 Contracted general activity (UDA)	9,219
Carry forward general activity (UDA)	0
18/19 Contracted orthodontic activity (UOA)	0
Carry forward orthodontic activity (UOA)	0
Baseline contract value	£245,099.34

## ACCESS\*

Patients seen in 24 months	Total	Change since previous quarter
Quarter ending September 2017	2,376	
Quarter ending December 2017	2,361	→
Quarter ending March 2018	2,391	→
Quarter ending June 2018	2,530	↑
Quarter ending September 2018	2,532	→
<b>Variance since September 2017</b>	<b>6.6%</b>	<b>↑</b>



## ACTIVITY



Adjusted Scheduled Activity (UDA)		
Month	2018	2019
April	189	314
May	866	1,000
June	1,411	1,491
July	1,932	2,235
August	2,635	2,735
September	2,980	3,246
October	3,497	
November	4,120	
December	4,809	
January	5,436	
February	6,460	
March	7,572	
April	8,049	
May	8,233	
June	8,233	

## QUALITY

	Quantity	Base Number	Contract	AT	Region	England
% of FP17s for the same patient ID Re-attending within 3 months - Children	24	385	6.2%	9.3%	11.1%	11.6%
% of FP17s for the same patient ID Re-attending within 3 months - Adults	218	1,451	15.0%	14.9%	15.3%	15.5%
% of FP17s for the same patient ID Re-attending between 3 & 9 months - Children	217	385	56.4%	59.8%	61.1%	58.8%
% of FP17s for the same patient ID Re-attending between 3 & 9 months - Adults	745	1,451	51.3%	51.6%	52.3%	51.1%
% of FP17s for Band 1 Urgent Courses	157	1,623	9.7%	9.4%	9.5%	9.0%
% of FP17s Relating to Free Repair or Replacements	0	1,623	0.0%	0.5%	0.7%	0.8%
% of FP17s Relating to Continuations	3	1,623	0.2%	0.8%	0.8%	0.9%
% of Patients satisfied with the dentistry they have received	3	3	N/A	92.5%	93.6%	93.3%
% of Patients satisfied with the time they had to wait for an appointment	3	3	N/A	89.8%	88.8%	88.9%

\* This is based on patients treated on this contract for their most recent course of treatment. Figures in italics indicate the base number of FP17s or Patient Questionnaire responses are less than 100. N/A is shown where the base number of responses is less than 10 during the period. % is calculated as Quantity/Base number\*100



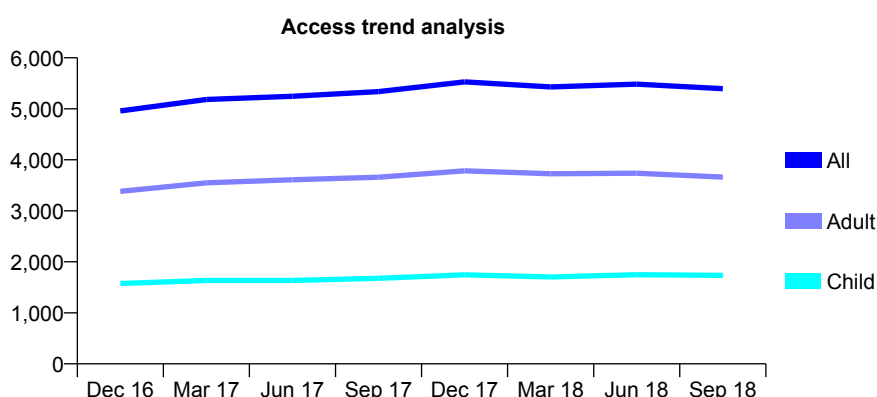
# Q68 - Vital Signs At a Glance Contract Report for 131148/0001 - September 2018

Name or company name	Iosis Clinic (Godalming) Ltd
Contract type name	GDS Contract
Purpose of contract	General
Contract start date	01/04/2010
Contract end date	

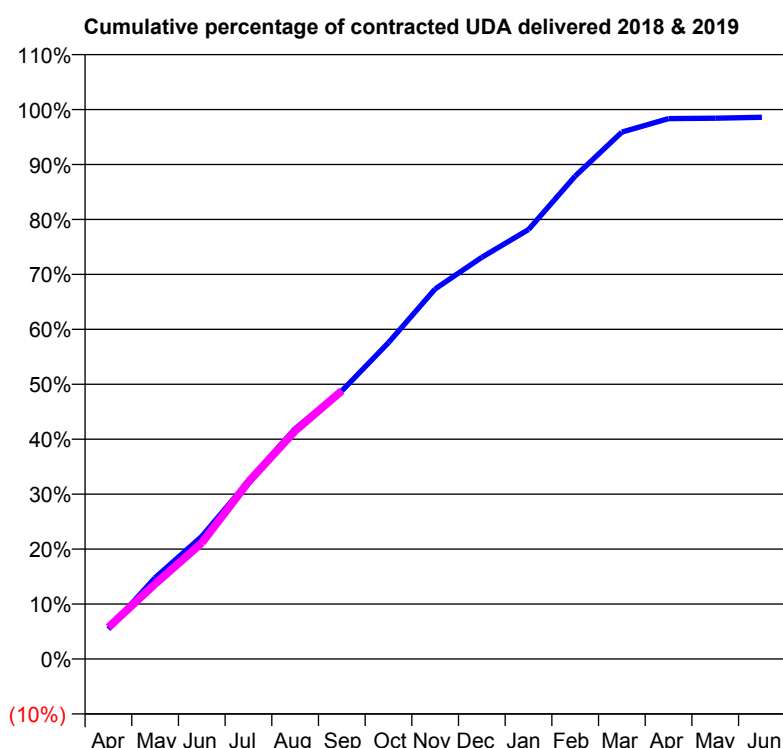
18/19 Contracted general activity (UDA)	13,232
Carry forward general activity (UDA)	186
18/19 Contracted orthodontic activity (UOA)	0
Carry forward orthodontic activity (UOA)	0
Baseline contract value	£474,911.39

## ACCESS\*

Patients seen in 24 months	Total	Change since previous quarter
Quarter ending September 2017	5,338	
Quarter ending December 2017	5,528	↑
Quarter ending March 2018	5,428	↓
Quarter ending June 2018	5,483	→
Quarter ending September 2018	5,396	↓
<b>Variance since September 2017</b>	<b>1.1%</b>	<b>→</b>



## ACTIVITY



Adjusted Scheduled Activity (UDA)		
Month	2018	2019
April	720	763
May	1,958	1,810
June	2,952	2,794
July	4,281	4,267
August	5,547	5,497
September	6,456	6,460
October	7,619	
November	8,912	
December	9,674	
January	10,340	
February	11,628	
March	12,687	
April	13,013	
May	13,023	
June	13,045	

## QUALITY

	Quantity	Base Number	Contract	AT	Region	England
% of FP17s for the same patient ID Re-attending within 3 months - Children	76	1,538	4.9%	9.3%	11.1%	11.6%
% of FP17s for the same patient ID Re-attending within 3 months - Adults	363	2,620	13.9%	14.9%	15.3%	15.5%
% of FP17s for the same patient ID Re-attending between 3 & 9 months - Children	1,087	1,538	70.7%	59.8%	61.1%	58.8%
% of FP17s for the same patient ID Re-attending between 3 & 9 months - Adults	1,386	2,620	52.9%	51.6%	52.3%	51.1%
% of FP17s for Band 1 Urgent Courses	342	3,827	8.9%	9.4%	9.5%	9.0%
% of FP17s Relating to Free Repair or Replacements	1	3,827	0.0%	0.5%	0.7%	0.8%
% of FP17s Relating to Continuations	19	3,827	0.5%	0.8%	0.8%	0.9%
% of Patients satisfied with the dentistry they have received	7	7	N/A	92.5%	93.6%	93.3%
% of Patients satisfied with the time they had to wait for an appointment	7	7	N/A	89.8%	88.8%	88.9%

\* This is based on patients treated on this contract for their most recent course of treatment. Figures in italics indicate the base number of FP17s or Patient Questionnaire responses are less than 100. N/A is shown where the base number of responses is less than 10 during the period. % is calculated as Quantity/Base number\*100

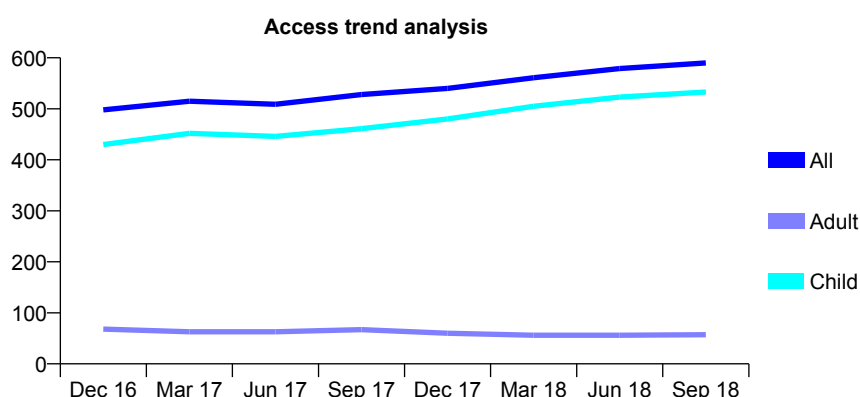
# Q68 - Vital Signs At a Glance Contract Report for 131695/0001 - September 2018

Name or company name	Down House Dental Practice Limited
Contract type name	GDS Contract
Purpose of contract	General
Contract start date	01/04/2011
Contract end date	

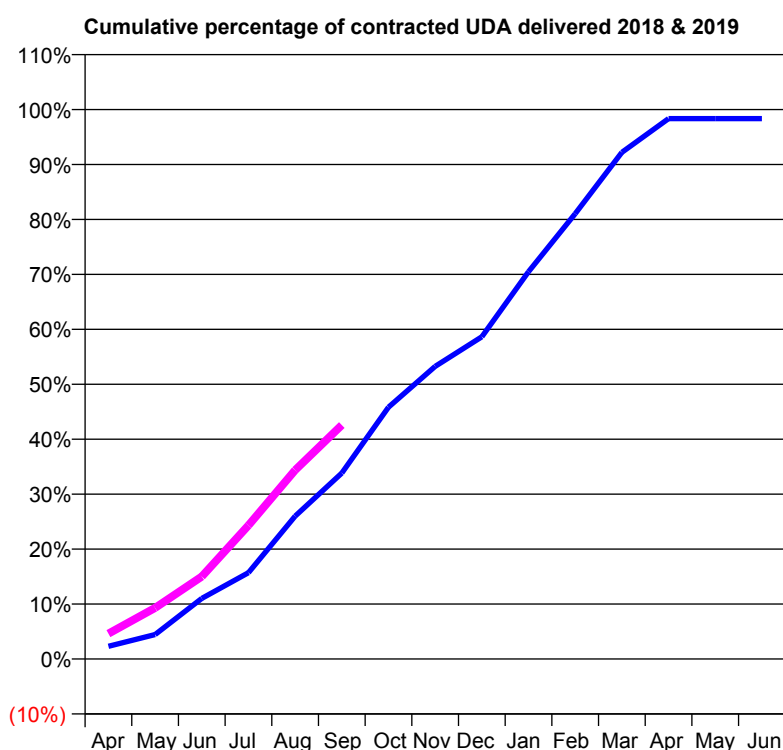
18/19 Contracted general activity (UDA)	1,306
Carry forward general activity (UDA)	21
18/19 Contracted orthodontic activity (UOA)	0
Carry forward orthodontic activity (UOA)	0
Baseline contract value	£43,001.66

## ACCESS\*

Patients seen in 24 months	Total	Change since previous quarter
Quarter ending September 2017	528	
Quarter ending December 2017	540	↑
Quarter ending March 2018	561	↑
Quarter ending June 2018	579	↑
Quarter ending September 2018	590	→
<b>Variance since September 2017</b>	<b>11.7%</b>	<b>↑</b>



## ACTIVITY



Adjusted Scheduled Activity (UDA)		
Month	2018	2019
April	30	60
May	58	121
June	144	196
July	205	318
August	340	449
September	442	556
October	599	
November	695	
December	766	
January	920	
February	1,058	
March	1,204	
April	1,284	
May	1,284	
June	1,284	

## QUALITY

	Quantity	Base Number	Contract	AT	Region	England
% of FP17s for the same patient ID Re-attending within 3 months - Children	61	504	12.1%	9.3%	11.1%	11.6%
% of FP17s for the same patient ID Re-attending within 3 months - Adults	0	0	N/A	14.9%	15.3%	15.5%
% of FP17s for the same patient ID Re-attending between 3 & 9 months - Children	332	504	65.9%	59.8%	61.1%	58.8%
% of FP17s for the same patient ID Re-attending between 3 & 9 months - Adults	0	0	N/A	51.6%	52.3%	51.1%
% of FP17s for Band 1 Urgent Courses	10	447	2.2%	9.4%	9.5%	9.0%
% of FP17s Relating to Free Repair or Replacements	0	447	0.0%	0.5%	0.7%	0.8%
% of FP17s Relating to Continuations	6	447	1.3%	0.8%	0.8%	0.9%
% of Patients satisfied with the dentistry they have received	0	0	N/A	92.5%	93.6%	93.3%
% of Patients satisfied with the time they had to wait for an appointment	0	0	N/A	89.8%	88.8%	88.9%

\* This is based on patients treated on this contract for their most recent course of treatment. Figures in italics indicate the base number of FP17s or Patient Questionnaire responses are less than 100. N/A is shown where the base number of responses is less than 10 during the period. % is calculated as Quantity/Base number\*100

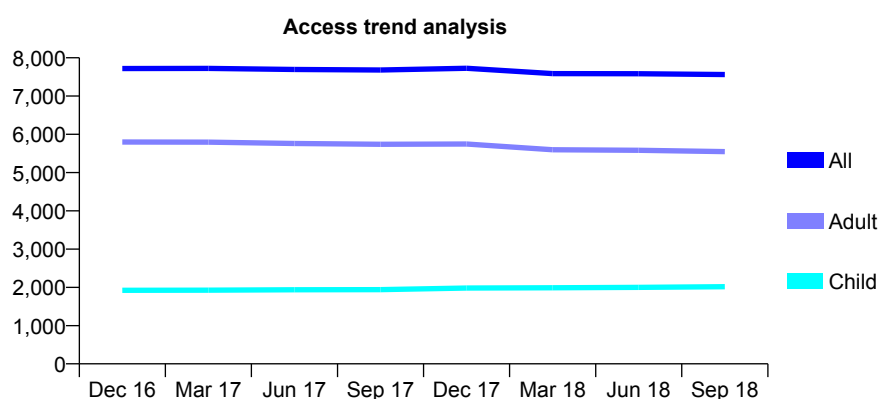
## Q68 - Vital Signs At a Glance Contract Report for 131970/0001 - September 2018

Name or company name	Colin Bunce Limited
Contract type name	GDS Contract
Purpose of contract	General
Contract start date	01/11/2010
Contract end date	

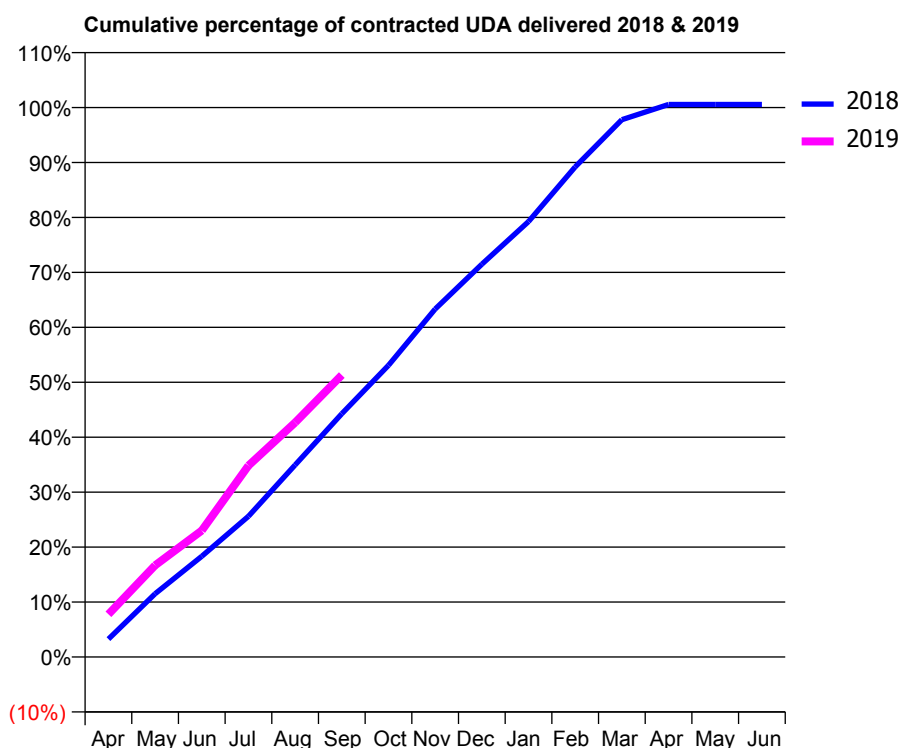
18/19 Contracted general activity (UDA)	24,568
Carry forward general activity (UDA)	0
18/19 Contracted orthodontic activity (UOA)	0
Carry forward orthodontic activity (UOA)	0
Baseline contract value	£612,934.40

### ACCESS\*

Patients seen in 24 months	Total	Change since previous quarter
Quarter ending September 2017	7,680	
Quarter ending December 2017	7,727	→
Quarter ending March 2018	7,586	↓
Quarter ending June 2018	7,582	→
Quarter ending September 2018	7,563	→
<b>Variance since September 2017</b>	<b>(1.5%)</b>	<b>↓</b>



### ACTIVITY



Adjusted Scheduled Activity (UDA)		
Month	2018	2019
April	801	1,910
May	2,829	4,101
June	4,505	5,653
July	6,296	8,560
August	8,587	10,487
September	10,878	12,607
October	13,040	
November	15,558	
December	17,562	
January	19,469	
February	21,914	
March	24,022	
April	24,706	
May	24,705	
June	24,704	

### QUALITY

	Quantity	Base Number	Contract	AT	Region	England
% of FP17s for the same patient ID Re-attending within 3 months - Children	144	1,890	7.6%	9.3%	11.1%	11.6%
% of FP17s for the same patient ID Re-attending within 3 months - Adults	438	4,545	9.6%	14.9%	15.3%	15.5%
% of FP17s for the same patient ID Re-attending between 3 & 9 months - Children	1,358	1,890	71.9%	59.8%	61.1%	58.8%
% of FP17s for the same patient ID Re-attending between 3 & 9 months - Adults	3,112	4,545	68.5%	51.6%	52.3%	51.1%
% of FP17s for Band 1 Urgent Courses	289	6,116	4.7%	9.4%	9.5%	9.0%
% of FP17s Relating to Free Repair or Replacements	40	6,116	0.7%	0.5%	0.7%	0.8%
% of FP17s Relating to Continuations	27	6,116	0.4%	0.8%	0.8%	0.9%
% of Patients satisfied with the dentistry they have received	4	4	N/A	92.5%	93.6%	93.3%
% of Patients satisfied with the time they had to wait for an appointment	4	4	N/A	89.8%	88.8%	88.9%

\* This is based on patients treated on this contract for their most recent course of treatment. Figures in italics indicate the base number of FP17s or Patient Questionnaire responses are less than 100. N/A is shown where the base number of responses is less than 10 during the period. % is calculated as Quantity/Base number\*100

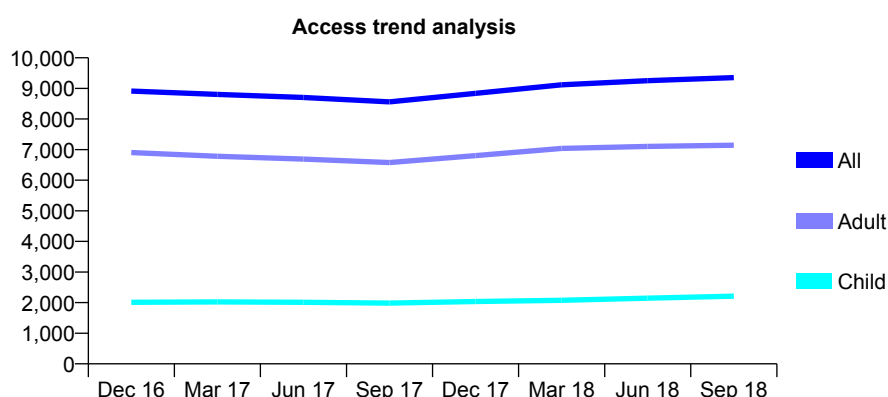
# Q68 - Vital Signs At a Glance Contract Report for 132012/0001 - September 2018

Name or company name	Mr RK Sethi and Mr J Patel
Contract type name	GDS Contract
Purpose of contract	General
Contract start date	01/05/2011
Contract end date	

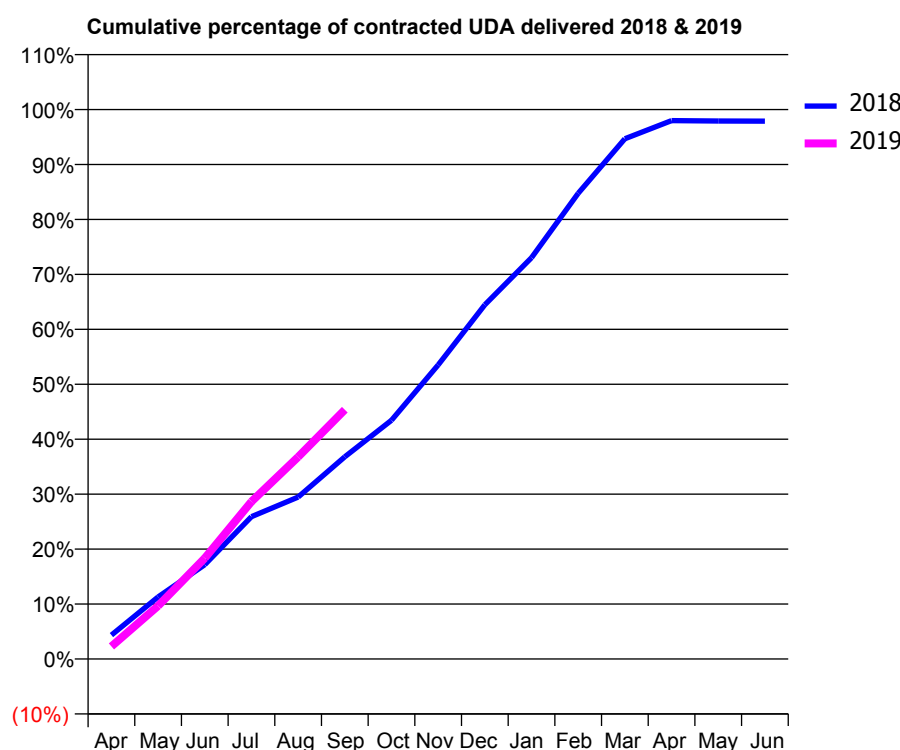
18/19 Contracted general activity (UDA)	20,609
Carry forward general activity (UDA)	293
18/19 Contracted orthodontic activity (UOA)	0
Carry forward orthodontic activity (UOA)	0
Baseline contract value	£503,975.74

## ACCESS\*

Patients seen in 24 months	Total	Change since previous quarter
Quarter ending September 2017	8,561	
Quarter ending December 2017	8,840	↑
Quarter ending March 2018	9,118	↑
Quarter ending June 2018	9,254	→
Quarter ending September 2018	9,354	→
<b>Variance since September 2017</b>	<b>9.3%</b>	<b>↑</b>



## ACTIVITY



Adjusted Scheduled Activity (UDA)		
Month	2018	2019
April	897	471
May	2,326	1,994
June	3,540	3,782
July	5,336	5,903
August	6,075	7,581
September	7,586	9,349
October	8,956	
November	11,029	
December	13,283	
January	15,050	
February	17,467	
March	19,513	
April	20,191	
May	20,177	
June	20,171	

## QUALITY

	Quantity	Base Number	Contract	AT	Region	England
% of FP17s for the same patient ID Re-attending within 3 months - Children	82	1,543	5.3%	9.3%	11.1%	11.6%
% of FP17s for the same patient ID Re-attending within 3 months - Adults	502	4,609	10.9%	14.9%	15.3%	15.5%
% of FP17s for the same patient ID Re-attending between 3 & 9 months - Children	800	1,543	51.8%	59.8%	61.1%	58.8%
% of FP17s for the same patient ID Re-attending between 3 & 9 months - Adults	2,161	4,609	46.9%	51.6%	52.3%	51.1%
% of FP17s for Band 1 Urgent Courses	410	5,411	7.6%	9.4%	9.5%	9.0%
% of FP17s Relating to Free Repair or Replacements	17	5,411	0.3%	0.5%	0.7%	0.8%
% of FP17s Relating to Continuations	15	5,411	0.3%	0.8%	0.8%	0.9%
% of Patients satisfied with the dentistry they have received	5	6	N/A	92.5%	93.6%	93.3%
% of Patients satisfied with the time they had to wait for an appointment	6	6	N/A	89.8%	88.8%	88.9%

\* This is based on patients treated on this contract for their most recent course of treatment. Figures in italics indicate the base number of FP17s or Patient Questionnaire responses are less than 100. N/A is shown where the base number of responses is less than 10 during the period. % is calculated as Quantity/Base number\*100

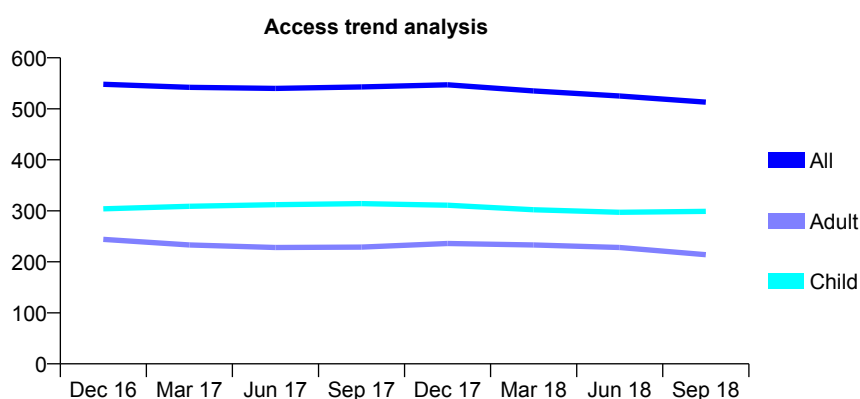
# Q68 - Vital Signs At a Glance Contract Report for 132772/0001 - September 2018

Name or company name	The Sutton Dental Practice Ltd
Contract type name	GDS Contract
Purpose of contract	General
Contract start date	01/06/2011
Contract end date	

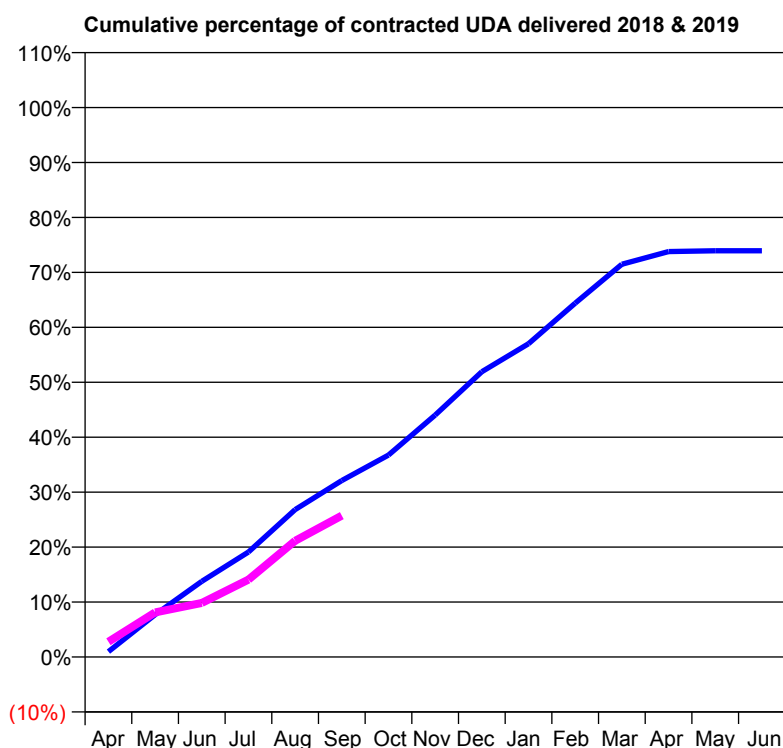
18/19 Contracted general activity (UDA)	1,450
Carry forward general activity (UDA)	0
18/19 Contracted orthodontic activity (UOA)	0
Carry forward orthodontic activity (UOA)	0
Baseline contract value	£43,308.57

## ACCESS\*

Patients seen in 24 months	Total	Change since previous quarter
Quarter ending September 2017	543	
Quarter ending December 2017	547	→
Quarter ending March 2018	535	↓
Quarter ending June 2018	525	↓
Quarter ending September 2018	513	↓
<b>Variance since September 2017</b>	<b>(5.5%)</b>	<b>↓</b>



## ACTIVITY



Adjusted Scheduled Activity (UDA)		
Month	2018	2019
April	14	40
May	112	118
June	200	143
July	277	204
August	389	307
September	466	373
October	533	
November	638	
December	753	
January	827	
February	934	
March	1,037	
April	1,070	
May	1,072	
June	1,072	

## QUALITY

	Quantity	Base Number	Contract	AT	Region	England
% of FP17s for the same patient ID Re-attending within 3 months - Children	9	159	5.7%	9.3%	11.1%	11.6%
% of FP17s for the same patient ID Re-attending within 3 months - Adults	15	112	13.4%	14.9%	15.3%	15.5%
% of FP17s for the same patient ID Re-attending between 3 & 9 months - Children	82	159	51.6%	59.8%	61.1%	58.8%
% of FP17s for the same patient ID Re-attending between 3 & 9 months - Adults	62	112	55.4%	51.6%	52.3%	51.1%
% of FP17s for Band 1 Urgent Courses	10	245	4.1%	9.4%	9.5%	9.0%
% of FP17s Relating to Free Repair or Replacements	0	245	0.0%	0.5%	0.7%	0.8%
% of FP17s Relating to Continuations	1	245	0.4%	0.8%	0.8%	0.9%
% of Patients satisfied with the dentistry they have received	0	0	N/A	92.5%	93.6%	93.3%
% of Patients satisfied with the time they had to wait for an appointment	0	0	N/A	89.8%	88.8%	88.9%

\* This is based on patients treated on this contract for their most recent course of treatment. Figures in italics indicate the base number of FP17s or Patient Questionnaire responses are less than 100. N/A is shown where the base number of responses is less than 10 during the period. % is calculated as Quantity/Base number\*100

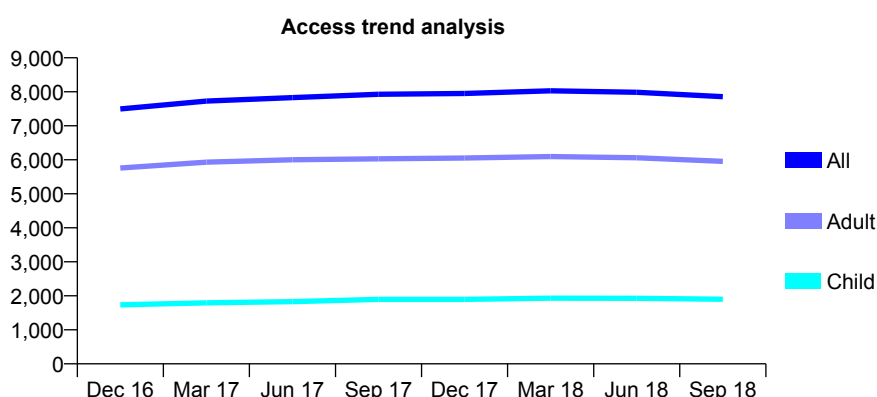
# Q68 - Vital Signs At a Glance Contract Report for 132888/0001 - September 2018

Name or company name	Lowcroft Dental Surgery Ltd
Contract type name	GDS Contract
Purpose of contract	General
Contract start date	01/01/2013
Contract end date	

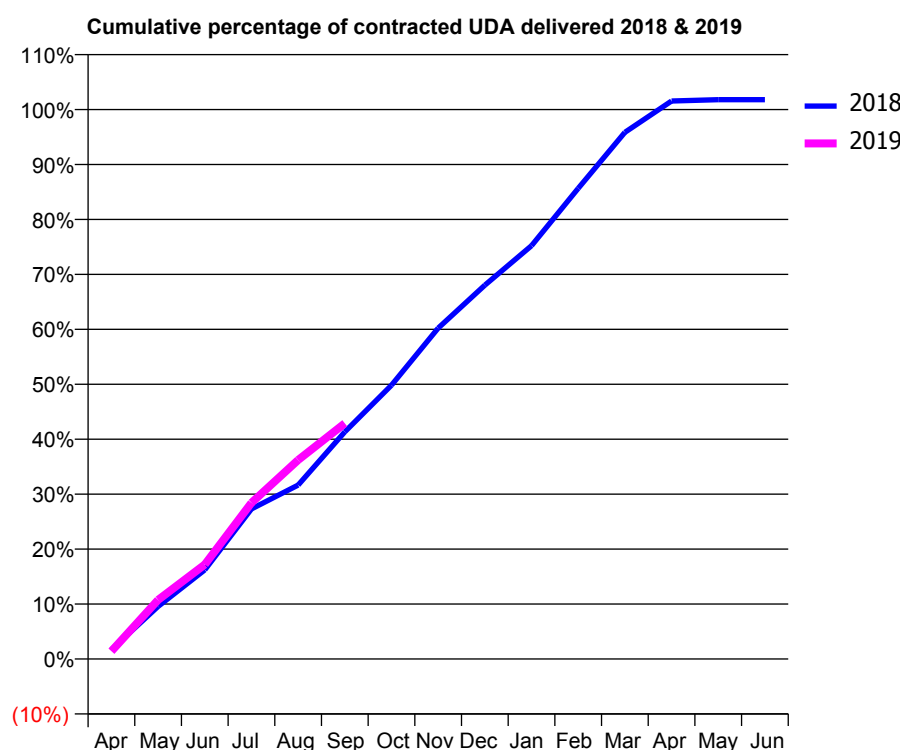
18/19 Contracted general activity (UDA)	22,217
Carry forward general activity (UDA)	0
18/19 Contracted orthodontic activity (UOA)	0
Carry forward orthodontic activity (UOA)	0
Baseline contract value	£591,640.29

## ACCESS\*

Patients seen in 24 months	Total	Change since previous quarter
Quarter ending September 2017	7,928	
Quarter ending December 2017	7,951	→
Quarter ending March 2018	8,029	→
Quarter ending June 2018	7,986	→
Quarter ending September 2018	7,857	↓
<b>Variance since September 2017</b>	<b>(0.9%)</b>	→



## ACTIVITY



Adjusted Scheduled Activity (UDA)		
Month	2018	2019
April	380	313
May	2,125	2,393
June	3,602	3,819
July	6,067	6,314
August	7,034	8,045
September	9,184	9,530
October	11,070	
November	13,381	
December	15,117	
January	16,713	
February	19,027	
March	21,293	
April	22,562	
May	22,613	
June	22,612	

## QUALITY

	Quantity	Base Number	Contract	AT	Region	England
% of FP17s for the same patient ID Re-attending within 3 months - Children	58	1,361	4.3%	9.3%	11.1%	11.6%
% of FP17s for the same patient ID Re-attending within 3 months - Adults	506	4,035	12.5%	14.9%	15.3%	15.5%
% of FP17s for the same patient ID Re-attending between 3 & 9 months - Children	884	1,361	65.0%	59.8%	61.1%	58.8%
% of FP17s for the same patient ID Re-attending between 3 & 9 months - Adults	2,441	4,035	60.5%	51.6%	52.3%	51.1%
% of FP17s for Band 1 Urgent Courses	216	4,794	4.5%	9.4%	9.5%	9.0%
% of FP17s Relating to Free Repair or Replacements	46	4,794	1.0%	0.5%	0.7%	0.8%
% of FP17s Relating to Continuations	34	4,794	0.7%	0.8%	0.8%	0.9%
% of Patients satisfied with the dentistry they have received	5	5	N/A	92.5%	93.6%	93.3%
% of Patients satisfied with the time they had to wait for an appointment	3	5	N/A	89.8%	88.8%	88.9%

\* This is based on patients treated on this contract for their most recent course of treatment. Figures in italics indicate the base number of FP17s or Patient Questionnaire responses are less than 100. N/A is shown where the base number of responses is less than 10 during the period. % is calculated as Quantity/Base number\*100

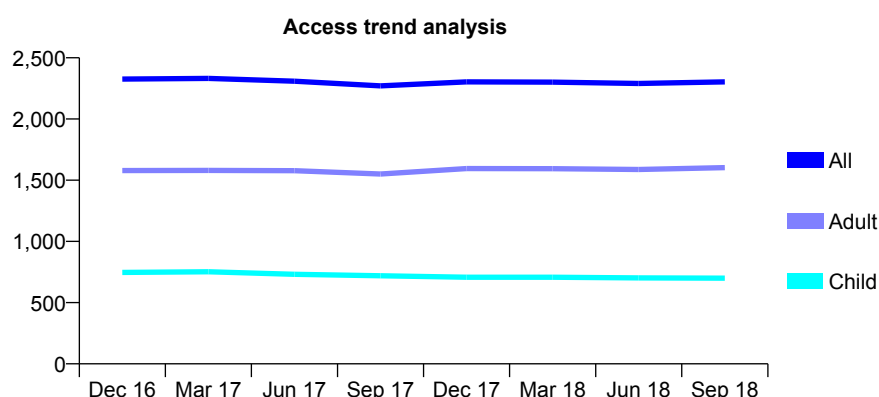
## Q68 - Vital Signs At a Glance Contract Report for 133817/0001 - September 2018

Name or company name	Mr A Patel
Contract type name	GDS Contract
Purpose of contract	General
Contract start date	01/12/2013
Contract end date	

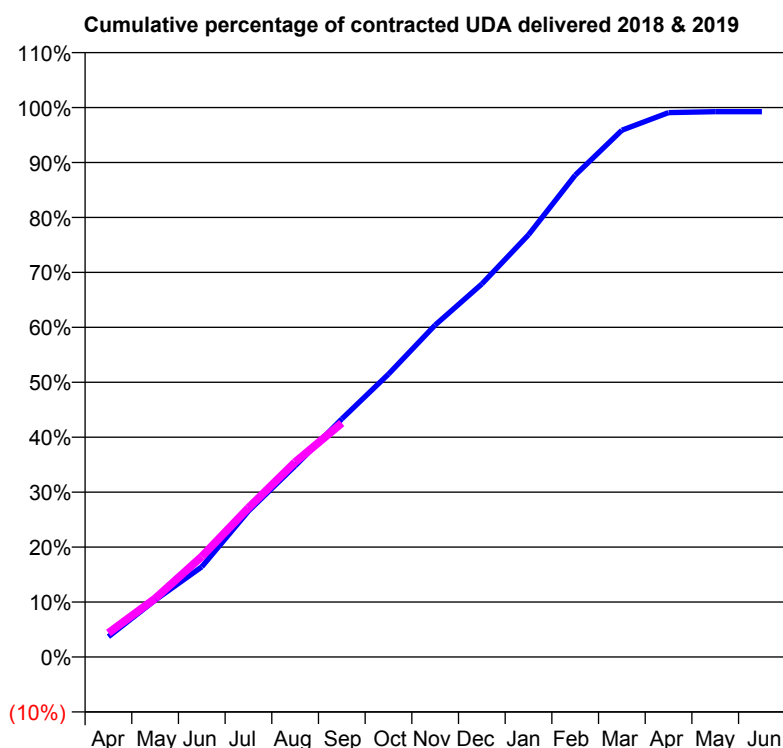
18/19 Contracted general activity (UDA)	6,536
Carry forward general activity (UDA)	49
18/19 Contracted orthodontic activity (UOA)	0
Carry forward orthodontic activity (UOA)	0
Baseline contract value	£203,199.25

### ACCESS\*

Patients seen in 24 months	Total	Change since previous quarter
Quarter ending September 2017	2,271	
Quarter ending December 2017	2,303	→
Quarter ending March 2018	2,301	→
Quarter ending June 2018	2,290	→
Quarter ending September 2018	2,303	→
<b>Variance since September 2017</b>	<b>1.4%</b>	<b>→</b>



### ACTIVITY



Adjusted Scheduled Activity (UDA)		
Month	2018	2019
April	242	286
May	676	696
June	1,073	1,195
July	1,736	1,775
August	2,274	2,318
September	2,832	2,783
October	3,365	
November	3,948	
December	4,436	
January	5,022	
February	5,731	
March	6,266	
April	6,475	
May	6,487	
June	6,487	

### QUALITY

	Quantity	Base Number	Contract	AT	Region	England
% of FP17s for the same patient ID Re-attending within 3 months - Children	27	615	4.4%	9.3%	11.1%	11.6%
% of FP17s for the same patient ID Re-attending within 3 months - Adults	101	1,175	8.6%	14.9%	15.3%	15.5%
% of FP17s for the same patient ID Re-attending between 3 & 9 months - Children	445	615	72.4%	59.8%	61.1%	58.8%
% of FP17s for the same patient ID Re-attending between 3 & 9 months - Adults	810	1,175	68.9%	51.6%	52.3%	51.1%
% of FP17s for Band 1 Urgent Courses	61	1,673	3.6%	9.4%	9.5%	9.0%
% of FP17s Relating to Free Repair or Replacements	16	1,673	1.0%	0.5%	0.7%	0.8%
% of FP17s Relating to Continuations	6	1,673	0.4%	0.8%	0.8%	0.9%
% of Patients satisfied with the dentistry they have received	2	2	N/A	92.5%	93.6%	93.3%
% of Patients satisfied with the time they had to wait for an appointment	2	2	N/A	89.8%	88.8%	88.9%

\* This is based on patients treated on this contract for their most recent course of treatment. Figures in italics indicate the base number of FP17s or Patient Questionnaire responses are less than 100. N/A is shown where the base number of responses is less than 10 during the period. % is calculated as Quantity/Base number\*100



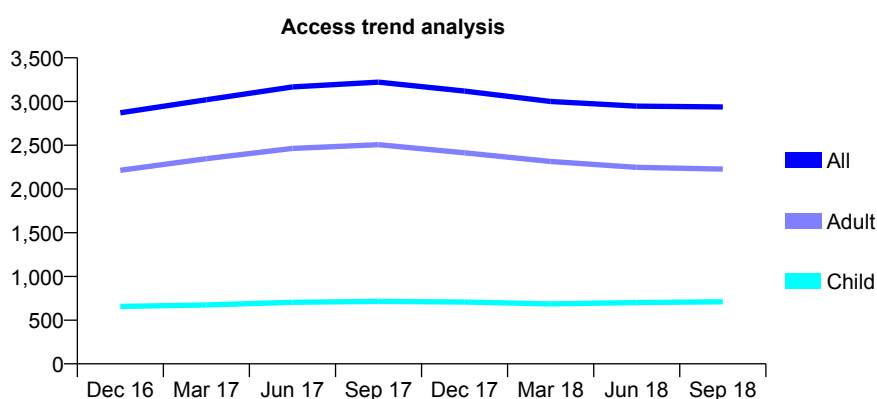
## Q68 - Vital Signs At a Glance Contract Report for 134023/0001 - September 2018

Name or company name	Bright Dental Clinic Limited
Contract type name	GDS Contract
Purpose of contract	General
Contract start date	01/04/2014
Contract end date	

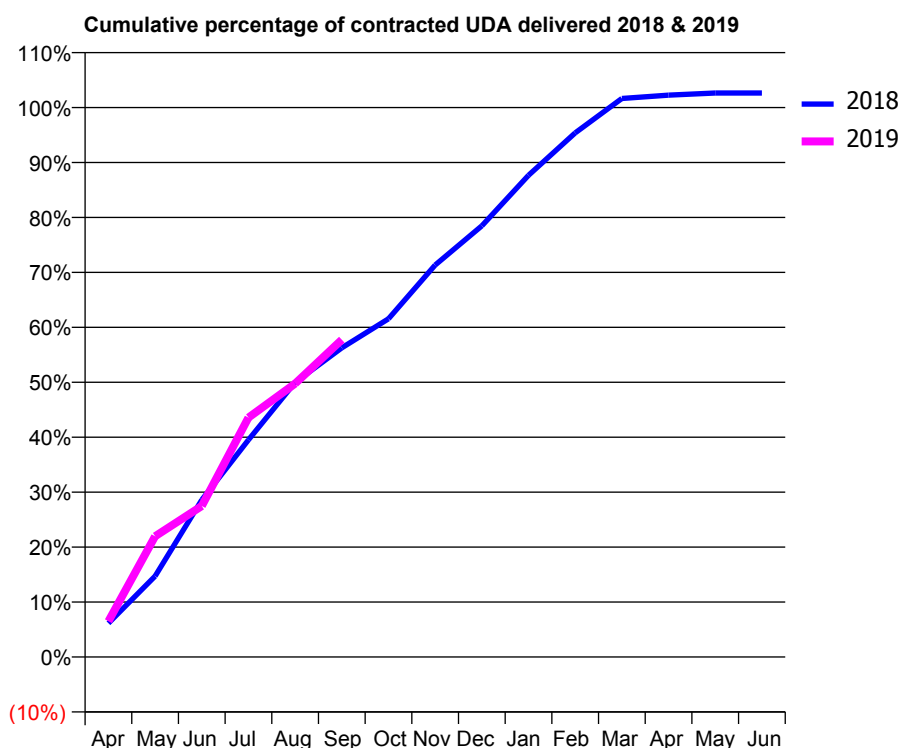
18/19 Contracted general activity (UDA)	7,557
Carry forward general activity (UDA)	0
18/19 Contracted orthodontic activity (UOA)	0
Carry forward orthodontic activity (UOA)	0
Baseline contract value	£195,586.74

### ACCESS\*

Patients seen in 24 months	Total	Change since previous quarter
Quarter ending September 2017	3,221	
Quarter ending December 2017	3,120	↓
Quarter ending March 2018	3,001	↓
Quarter ending June 2018	2,947	↓
Quarter ending September 2018	2,938	→
<b>Variance since September 2017</b>	<b>(8.8%)</b>	<b>↓</b>



### ACTIVITY



Adjusted Scheduled Activity (UDA)		
Month	2018	2019
April	465	492
May	1,111	1,660
June	2,161	2,077
July	2,986	3,292
August	3,776	3,760
September	4,253	4,364
October	4,651	
November	5,391	
December	5,930	
January	6,625	
February	7,208	
March	7,682	
April	7,727	
May	7,755	
June	7,755	

### QUALITY

	Quantity	Base Number	Contract	AT	Region	England
% of FP17s for the same patient ID Re-attending within 3 months - Children	45	639	7.0%	9.3%	11.1%	11.6%
% of FP17s for the same patient ID Re-attending within 3 months - Adults	237	1,593	14.9%	14.9%	15.3%	15.5%
% of FP17s for the same patient ID Re-attending between 3 & 9 months - Children	374	639	58.5%	59.8%	61.1%	58.8%
% of FP17s for the same patient ID Re-attending between 3 & 9 months - Adults	811	1,593	50.9%	51.6%	52.3%	51.1%
% of FP17s for Band 1 Urgent Courses	212	2,208	9.6%	9.4%	9.5%	9.0%
% of FP17s Relating to Free Repair or Replacements	4	2,208	0.2%	0.5%	0.7%	0.8%
% of FP17s Relating to Continuations	0	2,208	0.0%	0.8%	0.8%	0.9%
% of Patients satisfied with the dentistry they have received	7	8	N/A	92.5%	93.6%	93.3%
% of Patients satisfied with the time they had to wait for an appointment	7	8	N/A	89.8%	88.8%	88.9%

\* This is based on patients treated on this contract for their most recent course of treatment. Figures in italics indicate the base number of FP17s or Patient Questionnaire responses are less than 100. N/A is shown where the base number of responses is less than 10 during the period. % is calculated as Quantity/Base number\*100

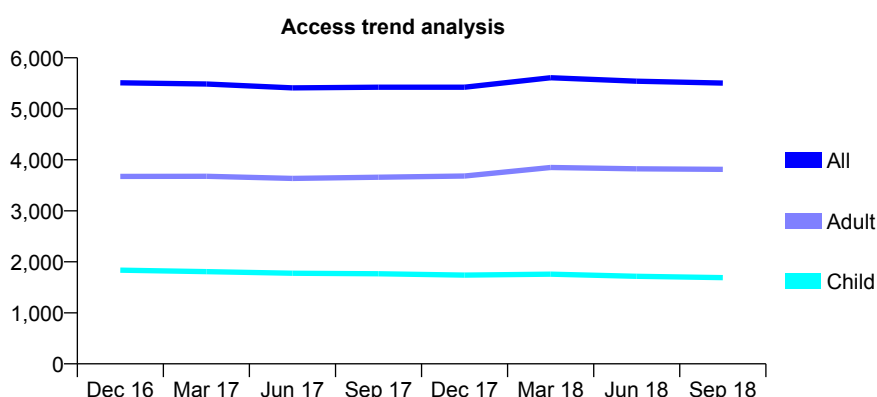
# Q68 - Vital Signs At a Glance Contract Report for 134635/0001 - September 2018

Name or company name	The Bosham Clinic Limited
Contract type name	GDS Contract
Purpose of contract	General
Contract start date	01/04/2011
Contract end date	

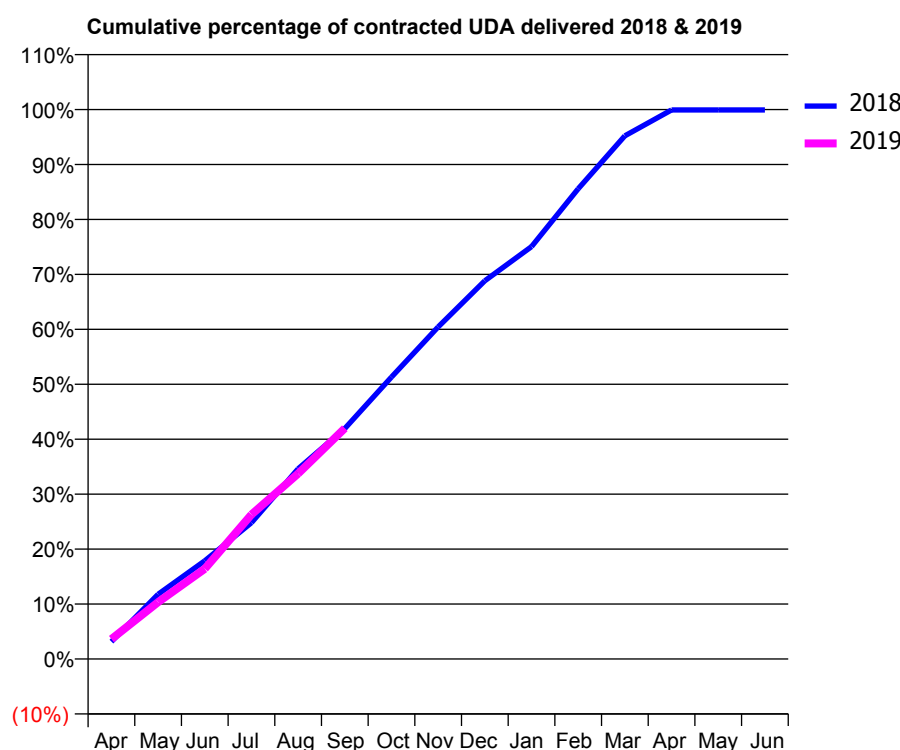
18/19 Contracted general activity (UDA)	16,055
Carry forward general activity (UDA)	11
18/19 Contracted orthodontic activity (UOA)	0
Carry forward orthodontic activity (UOA)	0
Baseline contract value	£415,431.50

## ACCESS\*

Patients seen in 24 months	Total	Change since previous quarter
Quarter ending September 2017	5,423	
Quarter ending December 2017	5,423	→
Quarter ending March 2018	5,608	↑
Quarter ending June 2018	5,541	↓
Quarter ending September 2018	5,504	→
<b>Variance since September 2017</b>	<b>1.5%</b>	<b>→</b>



## ACTIVITY



Adjusted Scheduled Activity (UDA)		
Month	2018	2019
April	507	582
May	1,893	1,663
June	2,870	2,634
July	3,984	4,221
August	5,558	5,418
September	6,734	6,741
October	8,238	
November	9,703	
December	11,051	
January	12,050	
February	13,741	
March	15,288	
April	16,044	
May	16,044	
June	16,044	

## QUALITY

	Quantity	Base Number	Contract	AT	Region	England
% of FP17s for the same patient ID Re-attending within 3 months - Children	74	1,359	5.4%	9.3%	11.1%	11.6%
% of FP17s for the same patient ID Re-attending within 3 months - Adults	325	2,890	11.2%	14.9%	15.3%	15.5%
% of FP17s for the same patient ID Re-attending between 3 & 9 months - Children	923	1,359	67.9%	59.8%	61.1%	58.8%
% of FP17s for the same patient ID Re-attending between 3 & 9 months - Adults	1,929	2,890	66.7%	51.6%	52.3%	51.1%
% of FP17s for Band 1 Urgent Courses	145	3,897	3.7%	9.4%	9.5%	9.0%
% of FP17s Relating to Free Repair or Replacements	10	3,897	0.3%	0.5%	0.7%	0.8%
% of FP17s Relating to Continuations	73	3,897	1.9%	0.8%	0.8%	0.9%
% of Patients satisfied with the dentistry they have received	4	4	N/A	92.5%	93.6%	93.3%
% of Patients satisfied with the time they had to wait for an appointment	3	4	N/A	89.8%	88.8%	88.9%

\* This is based on patients treated on this contract for their most recent course of treatment. Figures in italics indicate the base number of FP17s or Patient Questionnaire responses are less than 100. N/A is shown where the base number of responses is less than 10 during the period. % is calculated as Quantity/Base number\*100

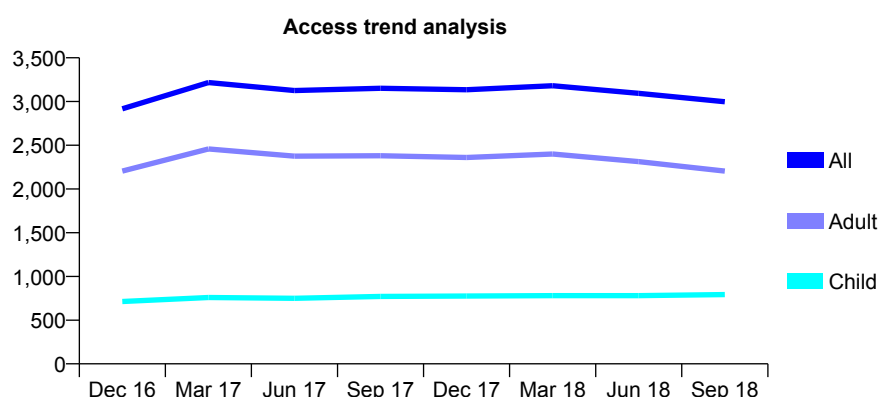
# Q68 - Vital Signs At a Glance Contract Report for 137006/0001 - September 2018

Name or company name	Dr Waseem Akhtar
Contract type name	GDS Contract
Purpose of contract	General
Contract start date	01/04/2015
Contract end date	

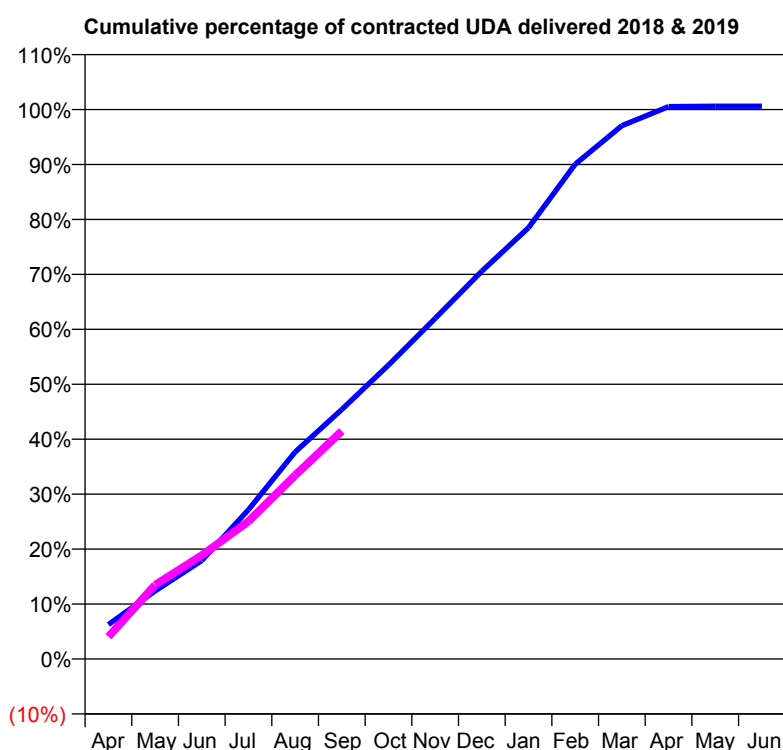
18/19 Contracted general activity (UDA)	8,158
Carry forward general activity (UDA)	0
18/19 Contracted orthodontic activity (UOA)	0
Carry forward orthodontic activity (UOA)	0
Baseline contract value	£194,049.89

## ACCESS\*

Patients seen in 24 months	Total	Change since previous quarter
Quarter ending September 2017	3,151	
Quarter ending December 2017	3,135	→
Quarter ending March 2018	3,180	→
Quarter ending June 2018	3,093	↓
Quarter ending September 2018	2,997	↓
<b>Variance since September 2017</b>	<b>(4.9%)</b>	<b>↓</b>



## ACTIVITY



Adjusted Scheduled Activity (UDA)		
Month	2018	2019
April	513	332
May	1,012	1,099
June	1,462	1,539
July	2,217	2,043
August	3,073	2,728
September	3,705	3,385
October	4,364	
November	5,058	
December	5,758	
January	6,403	
February	7,345	
March	7,919	
April	8,201	
May	8,207	
June	8,207	

## QUALITY

	Quantity	Base Number	Contract	AT	Region	England
% of FP17s for the same patient ID Re-attending within 3 months - Children	23	400	5.8%	9.3%	11.1%	11.6%
% of FP17s for the same patient ID Re-attending within 3 months - Adults	83	999	8.3%	14.9%	15.3%	15.5%
% of FP17s for the same patient ID Re-attending between 3 & 9 months - Children	145	400	36.3%	59.8%	61.1%	58.8%
% of FP17s for the same patient ID Re-attending between 3 & 9 months - Adults	337	999	33.7%	51.6%	52.3%	51.1%
% of FP17s for Band 1 Urgent Courses	276	1,308	21.1%	9.4%	9.5%	9.0%
% of FP17s Relating to Free Repair or Replacements	7	1,308	0.5%	0.5%	0.7%	0.8%
% of FP17s Relating to Continuations	7	1,308	0.5%	0.8%	0.8%	0.9%
% of Patients satisfied with the dentistry they have received	1	1	N/A	92.5%	93.6%	93.3%
% of Patients satisfied with the time they had to wait for an appointment	1	1	N/A	89.8%	88.8%	88.9%

\* This is based on patients treated on this contract for their most recent course of treatment. Figures in italics indicate the base number of FP17s or Patient Questionnaire responses are less than 100. N/A is shown where the base number of responses is less than 10 during the period. % is calculated as Quantity/Base number\*100

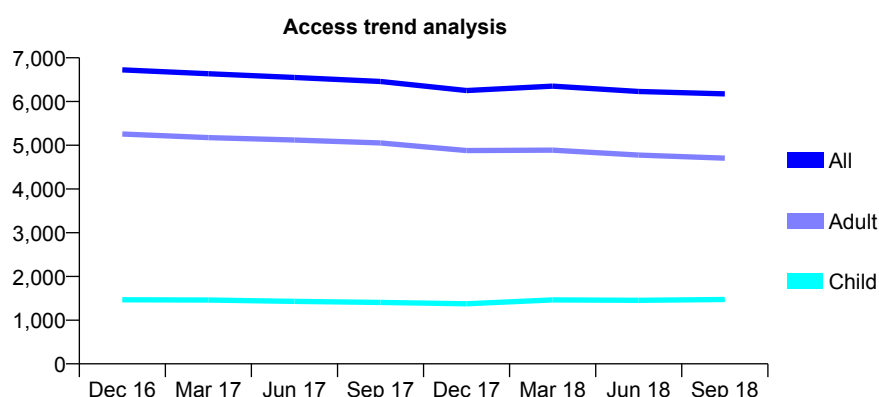
# Q68 - Vital Signs At a Glance Contract Report for 137227/0001 - September 2018

Name or company name	Mr A Pangotra and Associates
Contract type name	GDS Contract
Purpose of contract	General
Contract start date	01/08/2012
Contract end date	

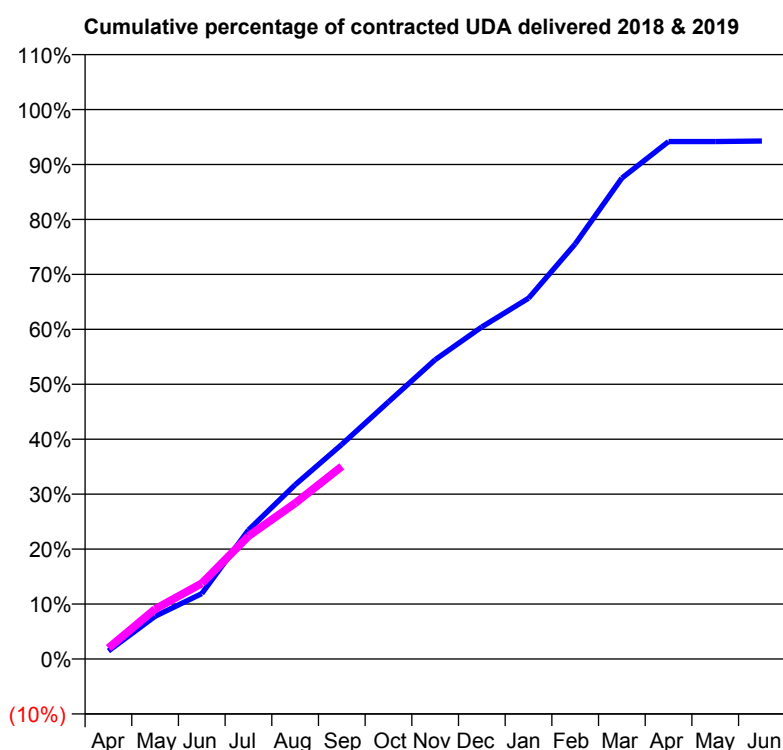
18/19 Contracted general activity (UDA)	23,000
Carry forward general activity (UDA)	0
18/19 Contracted orthodontic activity (UOA)	0
Carry forward orthodontic activity (UOA)	0
Baseline contract value	£680,678.19

## ACCESS\*

Patients seen in 24 months	Total	Change since previous quarter
Quarter ending September 2017	6,458	
Quarter ending December 2017	6,252	↓
Quarter ending March 2018	6,351	→
Quarter ending June 2018	6,229	↓
Quarter ending September 2018	6,176	→
<b>Variance since September 2017</b>	<b>(4.4%)</b>	<b>↓</b>



## ACTIVITY



Adjusted Scheduled Activity (UDA)		
Month	2018	2019
April	339	458
May	1,789	2,092
June	2,738	3,170
July	5,397	5,144
August	7,291	6,524
September	8,983	8,064
October	10,763	
November	12,526	
December	13,901	
January	15,101	
February	17,370	
March	20,130	
April	21,659	
May	21,659	
June	21,682	

## QUALITY

	Quantity	Base Number	Contract	AT	Region	England
% of FP17s for the same patient ID Re-attending within 3 months - Children	58	827	7.0%	9.3%	11.1%	11.6%
% of FP17s for the same patient ID Re-attending within 3 months - Adults	484	2,729	17.7%	14.9%	15.3%	15.5%
% of FP17s for the same patient ID Re-attending between 3 & 9 months - Children	388	827	46.9%	59.8%	61.1%	58.8%
% of FP17s for the same patient ID Re-attending between 3 & 9 months - Adults	1,107	2,729	40.6%	51.6%	52.3%	51.1%
% of FP17s for Band 1 Urgent Courses	492	3,145	15.6%	9.4%	9.5%	9.0%
% of FP17s Relating to Free Repair or Replacements	4	3,145	0.1%	0.5%	0.7%	0.8%
% of FP17s Relating to Continuations	29	3,145	0.9%	0.8%	0.8%	0.9%
% of Patients satisfied with the dentistry they have received	4	4	N/A	92.5%	93.6%	93.3%
% of Patients satisfied with the time they had to wait for an appointment	3	4	N/A	89.8%	88.8%	88.9%

\* This is based on patients treated on this contract for their most recent course of treatment. Figures in italics indicate the base number of FP17s or Patient Questionnaire responses are less than 100. N/A is shown where the base number of responses is less than 10 during the period. % is calculated as Quantity/Base number\*100

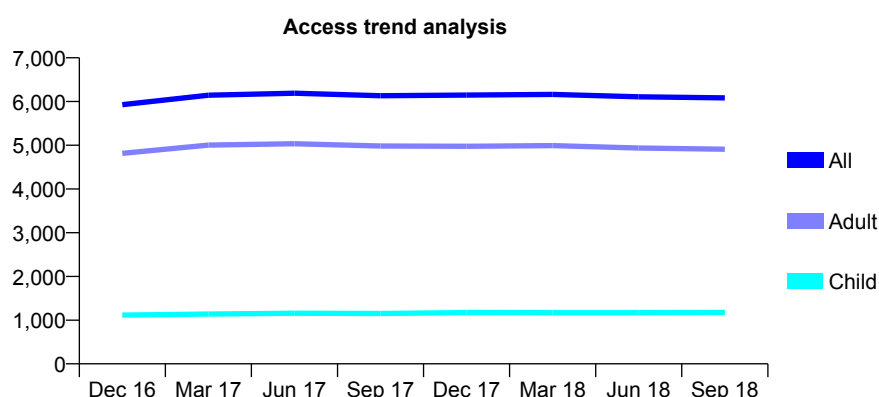
# Q68 - Vital Signs At a Glance Contract Report for 138053/0001 - September 2018

Name or company name	Richmond House Practice Limited
Contract type name	GDS Contract
Purpose of contract	General
Contract start date	01/10/2011
Contract end date	

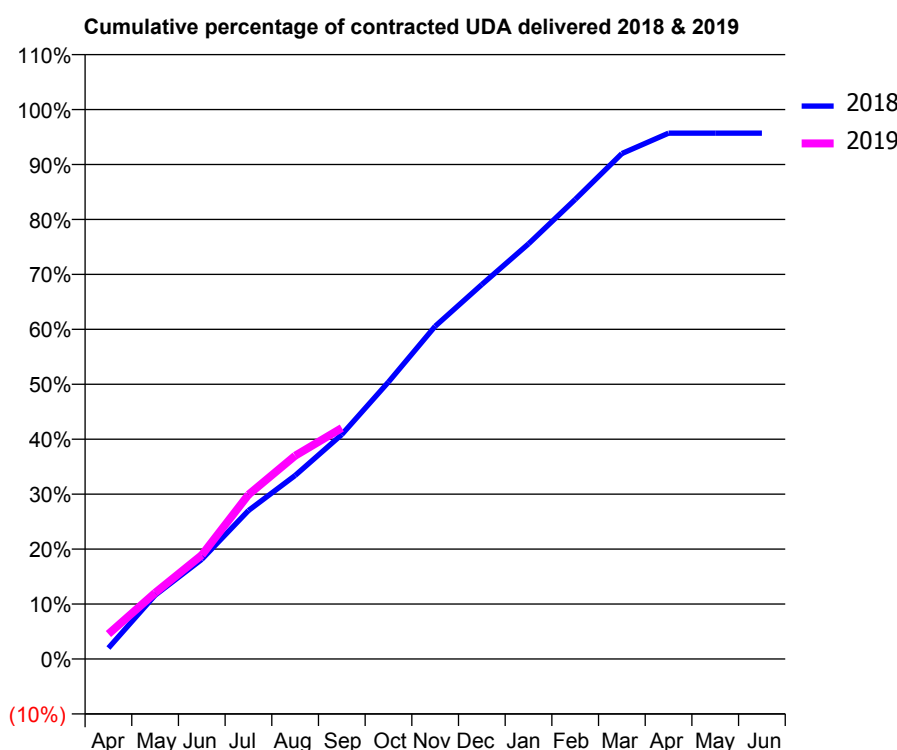
18/19 Contracted general activity (UDA)	16,550
Carry forward general activity (UDA)	0
18/19 Contracted orthodontic activity (UOA)	0
Carry forward orthodontic activity (UOA)	0
Baseline contract value	£461,786.07

## ACCESS\*

Patients seen in 24 months	Total	Change since previous quarter
Quarter ending September 2017	6,133	
Quarter ending December 2017	6,149	→
Quarter ending March 2018	6,162	→
Quarter ending June 2018	6,107	→
Quarter ending September 2018	6,084	→
<b>Variance since September 2017</b>	<b>(0.8%)</b>	→



## ACTIVITY



Adjusted Scheduled Activity (UDA)		
Month	2018	2019
April	332	754
May	1,921	1,996
June	3,003	3,131
July	4,473	4,950
August	5,528	6,124
September	6,761	6,957
October	8,342	
November	10,022	
December	11,280	
January	12,505	
February	13,841	
March	15,224	
April	15,837	
May	15,838	
June	15,837	

## QUALITY

	Quantity	Base Number	Contract	AT	Region	England
% of FP17s for the same patient ID Re-attending within 3 months - Children	43	867	5.0%	9.3%	11.1%	11.6%
% of FP17s for the same patient ID Re-attending within 3 months - Adults	356	3,249	11.0%	14.9%	15.3%	15.5%
% of FP17s for the same patient ID Re-attending between 3 & 9 months - Children	615	867	70.9%	59.8%	61.1%	58.8%
% of FP17s for the same patient ID Re-attending between 3 & 9 months - Adults	1,888	3,249	58.1%	51.6%	52.3%	51.1%
% of FP17s for Band 1 Urgent Courses	114	3,845	3.0%	9.4%	9.5%	9.0%
% of FP17s Relating to Free Repair or Replacements	18	3,845	0.5%	0.5%	0.7%	0.8%
% of FP17s Relating to Continuations	90	3,845	2.3%	0.8%	0.8%	0.9%
% of Patients satisfied with the dentistry they have received	3	3	N/A	92.5%	93.6%	93.3%
% of Patients satisfied with the time they had to wait for an appointment	3	3	N/A	89.8%	88.8%	88.9%

\* This is based on patients treated on this contract for their most recent course of treatment. Figures in italics indicate the base number of FP17s or Patient Questionnaire responses are less than 100. N/A is shown where the base number of responses is less than 10 during the period. % is calculated as Quantity/Base number\*100

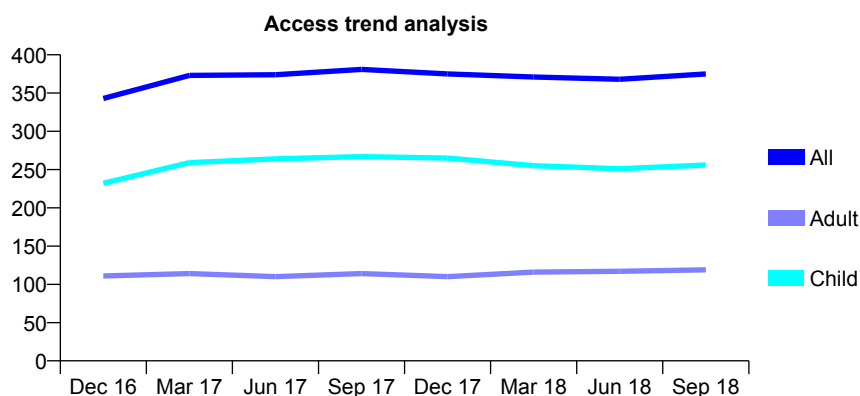
## Q68 - Vital Signs At a Glance Contract Report for 141011/0001 - September 2018

Name or company name	APF Dental Practice
Contract type name	GDS Contract
Purpose of contract	General
Contract start date	01/04/2006
Contract end date	

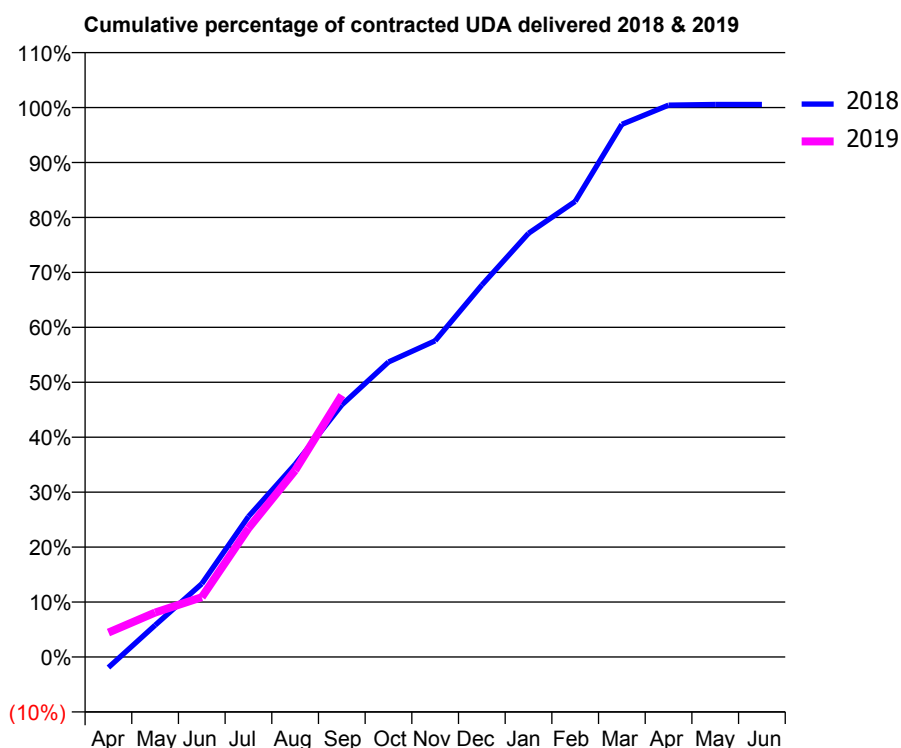
18/19 Contracted general activity (UDA)	830
Carry forward general activity (UDA)	0
18/19 Contracted orthodontic activity (UOA)	0
Carry forward orthodontic activity (UOA)	0
Baseline contract value	£23,305.89

### ACCESS\*

Patients seen in 24 months	Total	Change since previous quarter
Quarter ending September 2017	381	
Quarter ending December 2017	375	↓
Quarter ending March 2018	371	↓
Quarter ending June 2018	368	→
Quarter ending September 2018	375	→
<b>Variance since September 2017</b>	<b>(1.6%)</b>	<b>↓</b>



### ACTIVITY



Adjusted Scheduled Activity (UDA)		
Month	2018	2019
April	-16	37
May	48	67
June	111	90
July	212	194
August	291	282
September	381	395
October	446	
November	478	
December	562	
January	640	
February	688	
March	805	
April	834	
May	835	
June	835	

### QUALITY

	Quantity	Base Number	Contract	AT	Region	England
% of FP17s for the same patient ID Re-attending within 3 months - Children	10	244	4.1%	9.3%	11.1%	11.6%
% of FP17s for the same patient ID Re-attending within 3 months - Adults	7	81	8.6%	14.9%	15.3%	15.5%
% of FP17s for the same patient ID Re-attending between 3 & 9 months - Children	187	244	76.6%	59.8%	61.1%	58.8%
% of FP17s for the same patient ID Re-attending between 3 & 9 months - Adults	61	81	75.3%	51.6%	52.3%	51.1%
% of FP17s for Band 1 Urgent Courses	12	299	4.0%	9.4%	9.5%	9.0%
% of FP17s Relating to Free Repair or Replacements	0	299	0.0%	0.5%	0.7%	0.8%
% of FP17s Relating to Continuations	1	299	0.3%	0.8%	0.8%	0.9%
% of Patients satisfied with the dentistry they have received	0	0	N/A	92.5%	93.6%	93.3%
% of Patients satisfied with the time they had to wait for an appointment	0	0	N/A	89.8%	88.8%	88.9%

\* This is based on patients treated on this contract for their most recent course of treatment. Figures in italics indicate the base number of FP17s or Patient Questionnaire responses are less than 100. N/A is shown where the base number of responses is less than 10 during the period. % is calculated as Quantity/Base number\*100

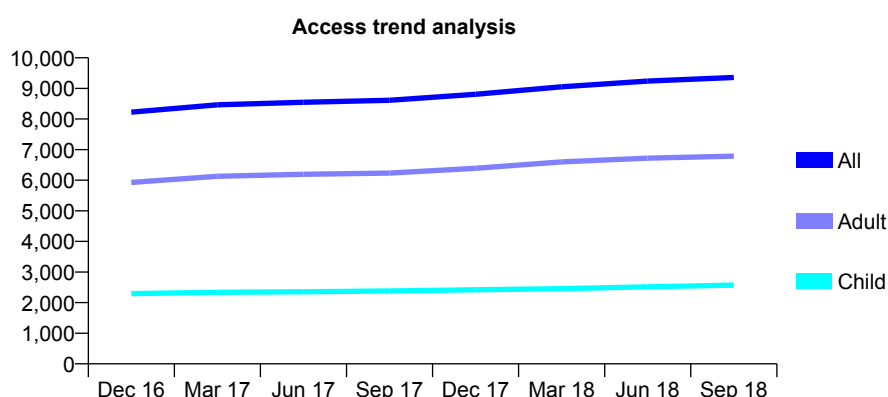
# Q68 - Vital Signs At a Glance Contract Report for 141127/0001 - September 2018

Name or company name	Mr S A Butt & Mr S Butt
Contract type name	Pilot Contract
Purpose of contract	General
Contract start date	01/08/2011
Contract end date	

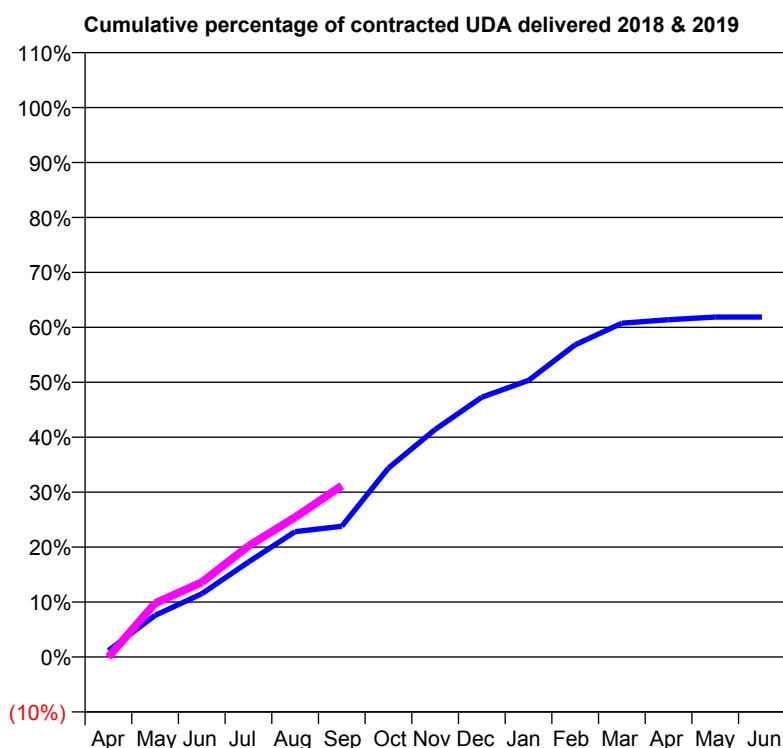
18/19 Contracted general activity (UDA)	31,276
Carry forward general activity (UDA)	0
18/19 Contracted orthodontic activity (UOA)	0
Carry forward orthodontic activity (UOA)	0
Baseline contract value	£755,116.24

## ACCESS\*

Patients seen in 24 months	Total	Change since previous quarter
Quarter ending September 2017	8,614	
Quarter ending December 2017	8,810	↑
Quarter ending March 2018	9,053	↑
Quarter ending June 2018	9,239	↑
Quarter ending September 2018	9,356	→
<b>Variance since September 2017</b>	<b>8.6%</b>	<b>↑</b>



## ACTIVITY



Adjusted Scheduled Activity (UDA)		
Month	2018	2019
April	365	0
May	2,375	3,060
June	3,601	4,254
July	5,409	6,321
August	7,140	7,960
September	7,441	9,748
October	10,760	
November	12,949	
December	14,788	
January	15,748	
February	17,773	
March	19,001	
April	19,198	
May	19,349	
June	19,350	

## QUALITY

	Quantity	Base Number	Contract	AT	Region	England
% of FP17s for the same patient ID Re-attending within 3 months - Children	129	1,760	7.3%	9.3%	11.1%	11.6%
% of FP17s for the same patient ID Re-attending within 3 months - Adults	655	3,829	17.1%	14.9%	15.3%	15.5%
% of FP17s for the same patient ID Re-attending between 3 & 9 months - Children	902	1,760	51.2%	59.8%	61.1%	58.8%
% of FP17s for the same patient ID Re-attending between 3 & 9 months - Adults	1,201	3,829	31.4%	51.6%	52.3%	51.1%
% of FP17s for Band 1 Urgent Courses	559	4,461	12.5%	9.4%	9.5%	9.0%
% of FP17s Relating to Free Repair or Replacements	17	4,461	0.4%	0.5%	0.7%	0.8%
% of FP17s Relating to Continuations	2	4,461	0.0%	0.8%	0.8%	0.9%
% of Patients satisfied with the dentistry they have received	6	6	N/A	92.5%	93.6%	93.3%
% of Patients satisfied with the time they had to wait for an appointment	4	6	N/A	89.8%	88.8%	88.9%

\* This is based on patients treated on this contract for their most recent course of treatment. Figures in italics indicate the base number of FP17s or Patient Questionnaire responses are less than 100. N/A is shown where the base number of responses is less than 10 during the period. % is calculated as Quantity/Base number\*100



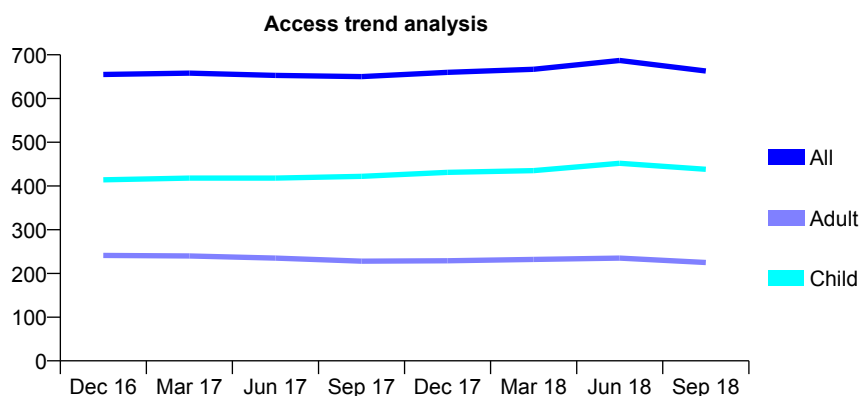
## Q68 - Vital Signs At a Glance Contract Report for 141410/0001 - September 2018

Name or company name	Ucer Ltd
Contract type name	GDS Contract
Purpose of contract	General
Contract start date	01/10/2009
Contract end date	

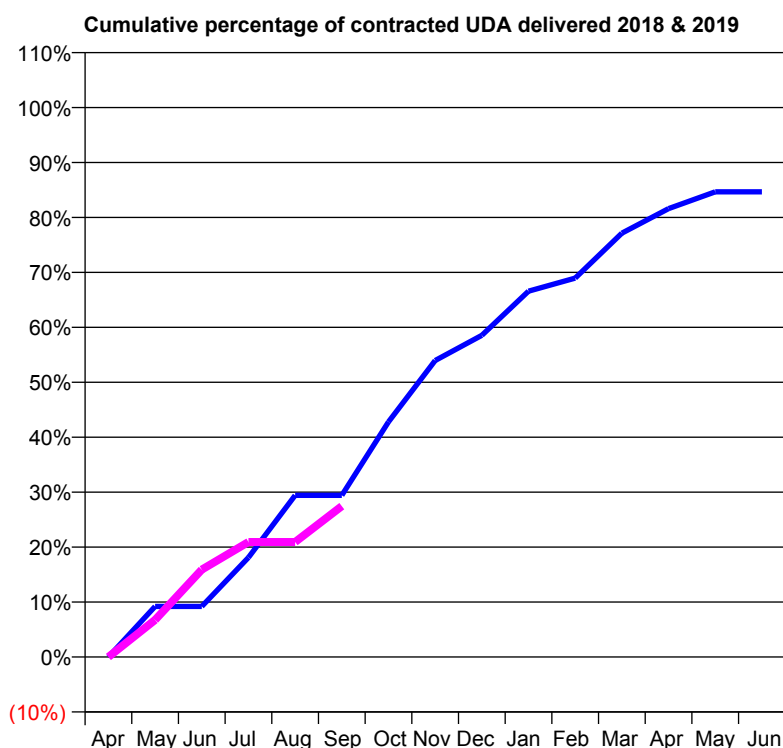
18/19 Contracted general activity (UDA)	1,600
Carry forward general activity (UDA)	0
18/19 Contracted orthodontic activity (UOA)	0
Carry forward orthodontic activity (UOA)	0
Baseline contract value	£35,960.53

### ACCESS\*

Patients seen in 24 months	Total	Change since previous quarter
Quarter ending September 2017	650	
Quarter ending December 2017	660	→
Quarter ending March 2018	667	→
Quarter ending June 2018	687	↑
Quarter ending September 2018	663	↓
<b>Variance since September 2017</b>	<b>2.0%</b>	<b>↑</b>



### ACTIVITY



Adjusted Scheduled Activity (UDA)		
Month	2018	2019
April	0	0
May	147	108
June	147	254
July	290	335
August	471	335
September	471	439
October	685	
November	863	
December	937	
January	1,065	
February	1,103	
March	1,234	
April	1,306	
May	1,354	
June	1,354	

### QUALITY

	Quantity	Base Number	Contract	AT	Region	England
% of FP17s for the same patient ID Re-attending within 3 months - Children	11	292	3.8%	9.3%	11.1%	11.6%
% of FP17s for the same patient ID Re-attending within 3 months - Adults	12	106	11.3%	14.9%	15.3%	15.5%
% of FP17s for the same patient ID Re-attending between 3 & 9 months - Children	158	292	54.1%	59.8%	61.1%	58.8%
% of FP17s for the same patient ID Re-attending between 3 & 9 months - Adults	49	106	46.2%	51.6%	52.3%	51.1%
% of FP17s for Band 1 Urgent Courses	17	333	5.1%	9.4%	9.5%	9.0%
% of FP17s Relating to Free Repair or Replacements	0	333	0.0%	0.5%	0.7%	0.8%
% of FP17s Relating to Continuations	2	333	0.6%	0.8%	0.8%	0.9%
% of Patients satisfied with the dentistry they have received	1	1	N/A	92.5%	93.6%	93.3%
% of Patients satisfied with the time they had to wait for an appointment	1	1	N/A	89.8%	88.8%	88.9%

\* This is based on patients treated on this contract for their most recent course of treatment. Figures in italics indicate the base number of FP17s or Patient Questionnaire responses are less than 100. N/A is shown where the base number of responses is less than 10 during the period. % is calculated as Quantity/Base number\*100

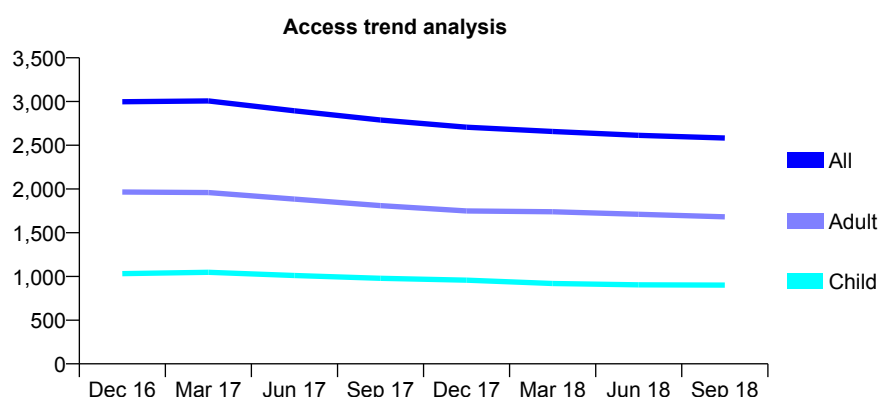
# Q68 - Vital Signs At a Glance Contract Report for 144258/0001 - September 2018

Name or company name	Brighton Dental Services
Contract type name	PDS Contract
Purpose of contract	General
Contract start date	01/04/2006
Contract end date	31/03/2019

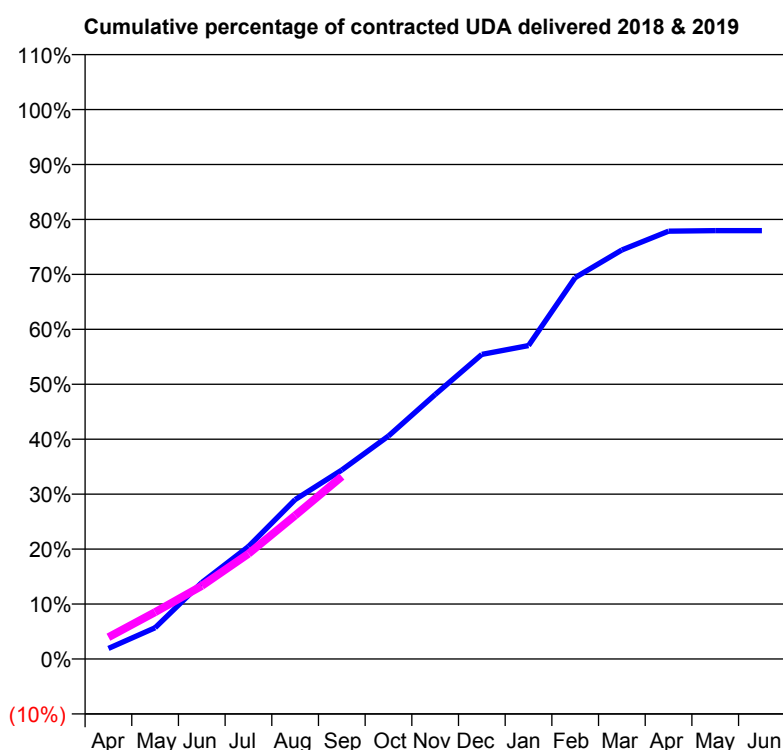
18/19 Contracted general activity (UDA)	8,074
Carry forward general activity (UDA)	0
18/19 Contracted orthodontic activity (UOA)	0
Carry forward orthodontic activity (UOA)	0
Baseline contract value	£1,653,140.92

## ACCESS\*

Patients seen in 24 months	Total	Change since previous quarter
Quarter ending September 2017	2,788	
Quarter ending December 2017	2,706	↓
Quarter ending March 2018	2,658	↓
Quarter ending June 2018	2,613	↓
Quarter ending September 2018	2,582	↓
<b>Variance since September 2017</b>	<b>(7.4%)</b>	<b>↓</b>



## ACTIVITY



Adjusted Scheduled Activity (UDA)		
Month	2018	2019
April	155	321
May	460	689
June	1,124	1,075
July	1,652	1,548
August	2,341	2,110
September	2,777	2,681
October	3,277	
November	3,885	
December	4,477	
January	4,605	
February	5,605	
March	6,011	
April	6,286	
May	6,295	
June	6,295	

## QUALITY

	Quantity	Base Number	Contract	AT	Region	England
% of FP17s for the same patient ID Re-attending within 3 months - Children	48	522	9.2%	9.3%	11.1%	11.6%
% of FP17s for the same patient ID Re-attending within 3 months - Adults	111	802	13.8%	14.9%	15.3%	15.5%
% of FP17s for the same patient ID Re-attending between 3 & 9 months - Children	218	522	41.8%	59.8%	61.1%	58.8%
% of FP17s for the same patient ID Re-attending between 3 & 9 months - Adults	331	802	41.3%	51.6%	52.3%	51.1%
% of FP17s for Band 1 Urgent Courses	94	1,178	8.0%	9.4%	9.5%	9.0%
% of FP17s Relating to Free Repair or Replacements	1	1,178	0.1%	0.5%	0.7%	0.8%
% of FP17s Relating to Continuations	3	1,178	0.3%	0.8%	0.8%	0.9%
% of Patients satisfied with the dentistry they have received	3	3	N/A	92.5%	93.6%	93.3%
% of Patients satisfied with the time they had to wait for an appointment	3	3	N/A	89.8%	88.8%	88.9%

\* This is based on patients treated on this contract for their most recent course of treatment. Figures in italics indicate the base number of FP17s or Patient Questionnaire responses are less than 100. N/A is shown where the base number of responses is less than 10 during the period. % is calculated as Quantity/Base number\*100

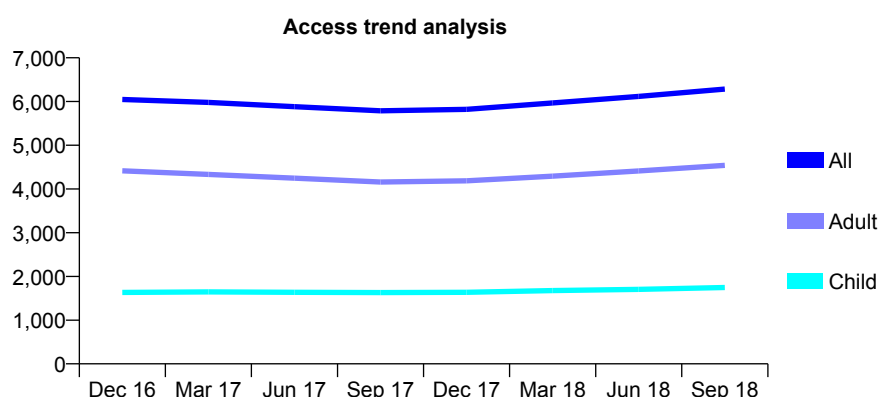
## Q68 - Vital Signs At a Glance Contract Report for 146773/0001 - September 2018

Name or company name	Shoreham Oral Care Limited
Contract type name	GDS Contract
Purpose of contract	General
Contract start date	01/12/2006
Contract end date	

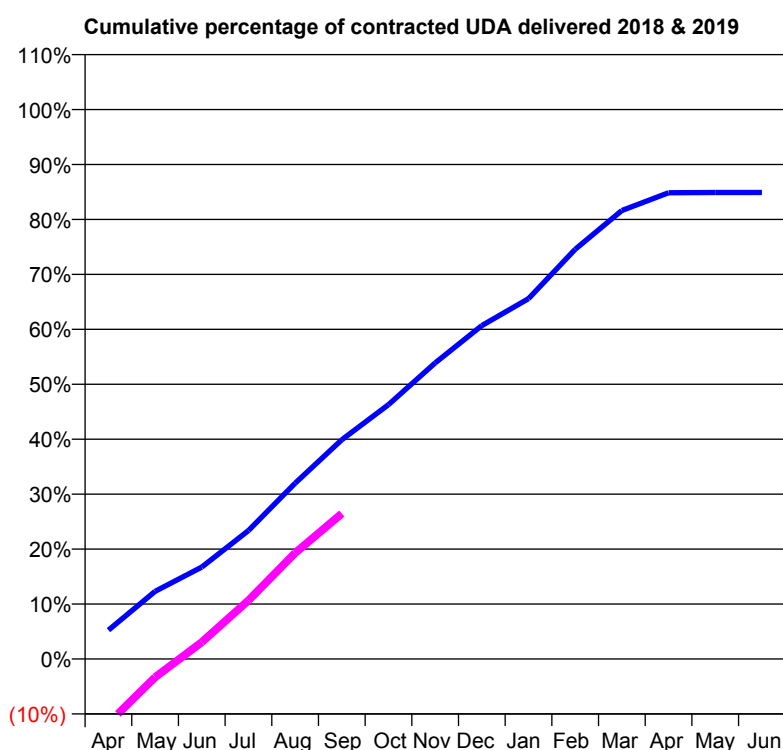
18/19 Contracted general activity (UDA)	22,826
Carry forward general activity (UDA)	3,445
18/19 Contracted orthodontic activity (UOA)	0
Carry forward orthodontic activity (UOA)	0
Baseline contract value	£665,394.94

### ACCESS\*

Patients seen in 24 months	Total	Change since previous quarter
Quarter ending September 2017	5,789	
Quarter ending December 2017	5,821	→
Quarter ending March 2018	5,969	↑
Quarter ending June 2018	6,116	↑
Quarter ending September 2018	6,286	↑
<b>Variance since September 2017</b>	<b>8.6%</b>	<b>↑</b>



### ACTIVITY



Adjusted Scheduled Activity (UDA)		
Month	2018	2019
April	1,200	-2,679
May	2,814	-763
June	3,817	698
July	5,334	2,436
August	7,305	4,407
September	9,111	6,041
October	10,567	
November	12,300	
December	13,850	
January	14,972	
February	17,019	
March	18,631	
April	19,370	
May	19,378	
June	19,380	

### QUALITY

	Quantity	Base Number	Contract	AT	Region	England
% of FP17s for the same patient ID Re-attending within 3 months - Children	70	1,386	5.1%	9.3%	11.1%	11.6%
% of FP17s for the same patient ID Re-attending within 3 months - Adults	419	3,375	12.4%	14.9%	15.3%	15.5%
% of FP17s for the same patient ID Re-attending between 3 & 9 months - Children	867	1,386	62.6%	59.8%	61.1%	58.8%
% of FP17s for the same patient ID Re-attending between 3 & 9 months - Adults	1,788	3,375	53.0%	51.6%	52.3%	51.1%
% of FP17s for Band 1 Urgent Courses	286	4,393	6.5%	9.4%	9.5%	9.0%
% of FP17s Relating to Free Repair or Replacements	19	4,393	0.4%	0.5%	0.7%	0.8%
% of FP17s Relating to Continuations	64	4,393	1.5%	0.8%	0.8%	0.9%
% of Patients satisfied with the dentistry they have received	4	6	N/A	92.5%	93.6%	93.3%
% of Patients satisfied with the time they had to wait for an appointment	5	6	N/A	89.8%	88.8%	88.9%

\* This is based on patients treated on this contract for their most recent course of treatment. Figures in italics indicate the base number of FP17s or Patient Questionnaire responses are less than 100. N/A is shown where the base number of responses is less than 10 during the period. % is calculated as Quantity/Base number\*100

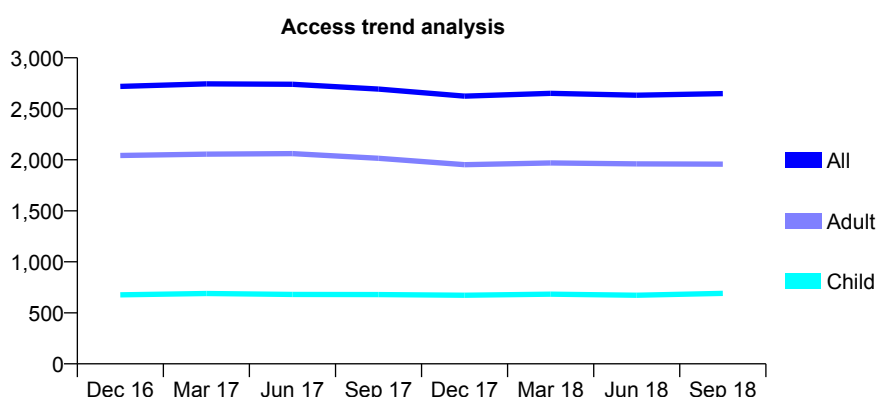
# Q68 - Vital Signs At a Glance Contract Report for 147400/0001 - September 2018

Name or company name	Woodcroft Dental Practice Ltd
Contract type name	GDS Contract
Purpose of contract	General
Contract start date	01/04/2010
Contract end date	

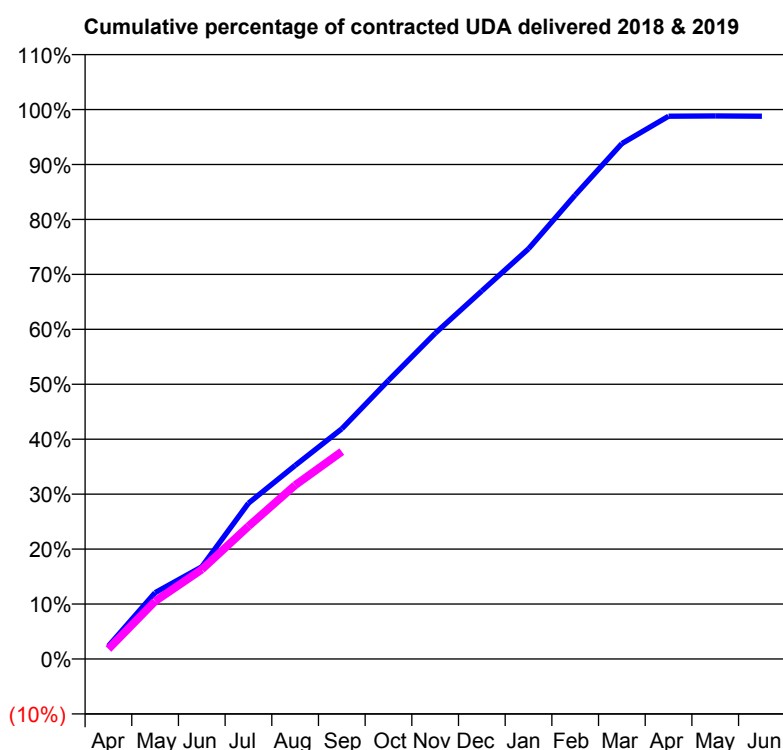
18/19 Contracted general activity (UDA)	9,400
Carry forward general activity (UDA)	113
18/19 Contracted orthodontic activity (UOA)	0
Carry forward orthodontic activity (UOA)	0
Baseline contract value	£309,964.22

## ACCESS\*

Patients seen in 24 months	Total	Change since previous quarter
Quarter ending September 2017	2,694	
Quarter ending December 2017	2,624	↓
Quarter ending March 2018	2,652	→
Quarter ending June 2018	2,633	→
Quarter ending September 2018	2,649	→
<b>Variance since September 2017</b>	<b>(1.7%)</b>	<b>↓</b>



## ACTIVITY



Adjusted Scheduled Activity (UDA)		
Month	2018	2019
April	223	173
May	1,136	990
June	1,576	1,531
July	2,665	2,272
August	3,311	2,974
September	3,937	3,548
October	4,766	
November	5,571	
December	6,298	
January	7,018	
February	7,938	
March	8,818	
April	9,286	
May	9,289	
June	9,286	

## QUALITY

	Quantity	Base Number	Contract	AT	Region	England
% of FP17s for the same patient ID Re-attending within 3 months - Children	41	557	7.4%	9.3%	11.1%	11.6%
% of FP17s for the same patient ID Re-attending within 3 months - Adults	209	1,522	13.7%	14.9%	15.3%	15.5%
% of FP17s for the same patient ID Re-attending between 3 & 9 months - Children	414	557	74.3%	59.8%	61.1%	58.8%
% of FP17s for the same patient ID Re-attending between 3 & 9 months - Adults	1,047	1,522	68.8%	51.6%	52.3%	51.1%
% of FP17s for Band 1 Urgent Courses	127	1,921	6.6%	9.4%	9.5%	9.0%
% of FP17s Relating to Free Repair or Replacements	4	1,921	0.2%	0.5%	0.7%	0.8%
% of FP17s Relating to Continuations	2	1,921	0.1%	0.8%	0.8%	0.9%
% of Patients satisfied with the dentistry they have received	2	2	N/A	92.5%	93.6%	93.3%
% of Patients satisfied with the time they had to wait for an appointment	2	2	N/A	89.8%	88.8%	88.9%

\* This is based on patients treated on this contract for their most recent course of treatment. Figures in italics indicate the base number of FP17s or Patient Questionnaire responses are less than 100. N/A is shown where the base number of responses is less than 10 during the period. % is calculated as Quantity/Base number\*100

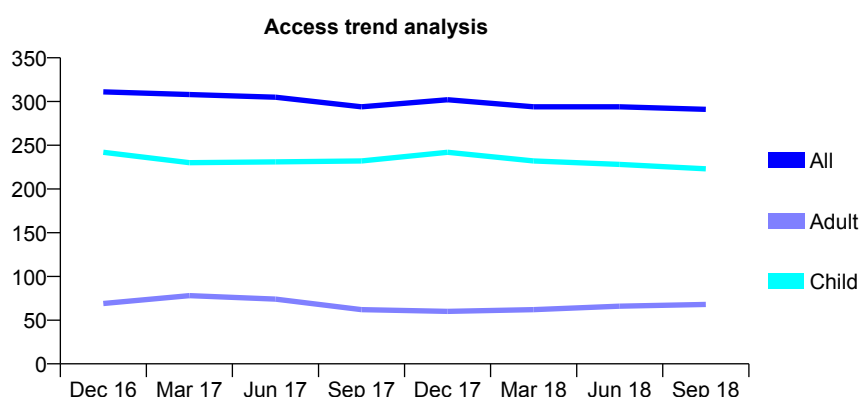
# Q68 - Vital Signs At a Glance Contract Report for 148245/0001 - September 2018

Name or company name	Donovan's Dental Practice Limited
Contract type name	GDS Contract
Purpose of contract	General
Contract start date	01/04/2011
Contract end date	

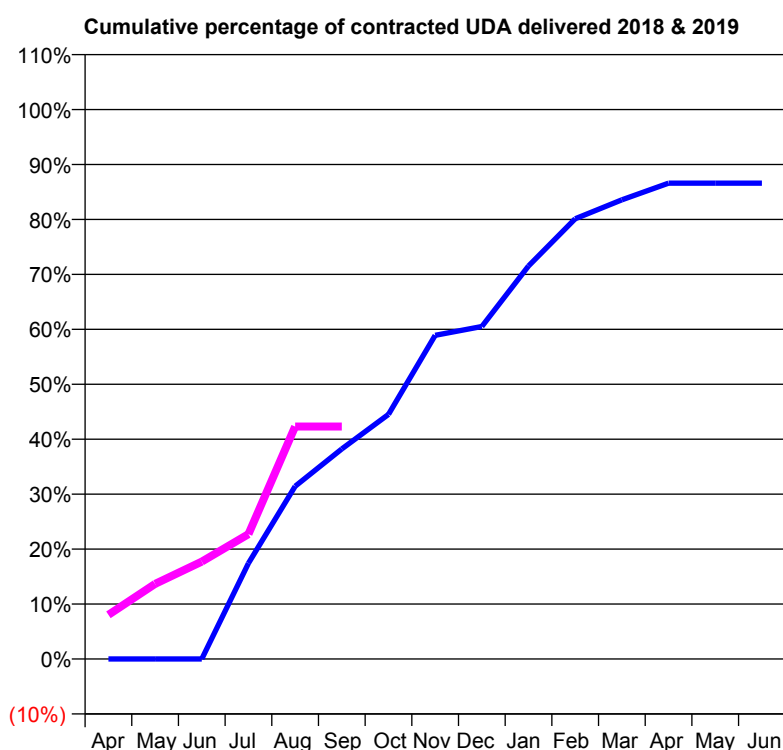
18/19 Contracted general activity (UDA)	500
Carry forward general activity (UDA)	0
18/19 Contracted orthodontic activity (UOA)	0
Carry forward orthodontic activity (UOA)	0
Baseline contract value	£11,939.35

## ACCESS\*

Patients seen in 24 months	Total	Change since previous quarter
Quarter ending September 2017	294	
Quarter ending December 2017	302	↑
Quarter ending March 2018	294	↓
Quarter ending June 2018	294	→
Quarter ending September 2018	291	↓
<b>Variance since September 2017</b>	<b>(1.0%)</b>	<b>↓</b>



## ACTIVITY



Adjusted Scheduled Activity (UDA)		
Month	2018	2019
April	0	40
May	0	68
June	0	89
July	87	114
August	157	212
September	191	212
October	223	
November	295	
December	303	
January	358	
February	401	
March	418	
April	433	
May	433	
June	433	

## QUALITY

	Quantity	Base Number	Contract	AT	Region	England
% of FP17s for the same patient ID Re-attending within 3 months - Children	6	147	4.1%	9.3%	11.1%	11.6%
% of FP17s for the same patient ID Re-attending within 3 months - Adults	0	20	0.0%	14.9%	15.3%	15.5%
% of FP17s for the same patient ID Re-attending between 3 & 9 months - Children	87	147	59.2%	59.8%	61.1%	58.8%
% of FP17s for the same patient ID Re-attending between 3 & 9 months - Adults	17	20	85.0%	51.6%	52.3%	51.1%
% of FP17s for Band 1 Urgent Courses	3	155	1.9%	9.4%	9.5%	9.0%
% of FP17s Relating to Free Repair or Replacements	0	155	0.0%	0.5%	0.7%	0.8%
% of FP17s Relating to Continuations	0	155	0.0%	0.8%	0.8%	0.9%
% of Patients satisfied with the dentistry they have received	0	0	N/A	92.5%	93.6%	93.3%
% of Patients satisfied with the time they had to wait for an appointment	0	0	N/A	89.8%	88.8%	88.9%

\* This is based on patients treated on this contract for their most recent course of treatment. Figures in italics indicate the base number of FP17s or Patient Questionnaire responses are less than 100. N/A is shown where the base number of responses is less than 10 during the period. % is calculated as Quantity/Base number\*100

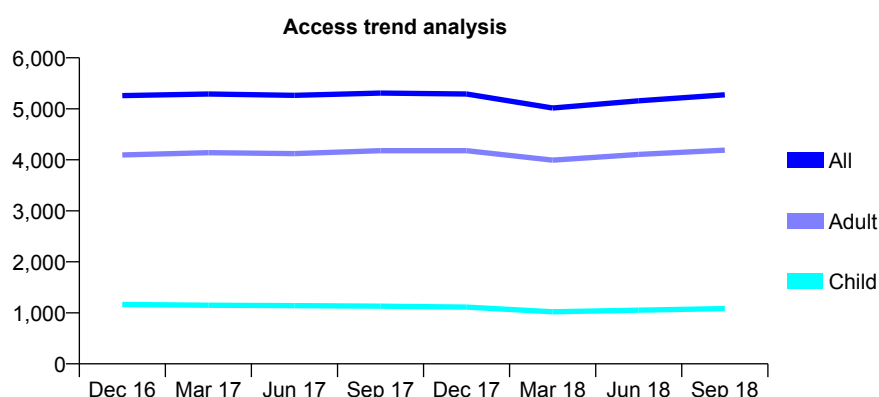
# Q68 - Vital Signs At a Glance Contract Report for 148539/0001 - September 2018

Name or company name	Mr A Patel and Ms P Patel
Contract type name	GDS Contract
Purpose of contract	General
Contract start date	01/12/2013
Contract end date	

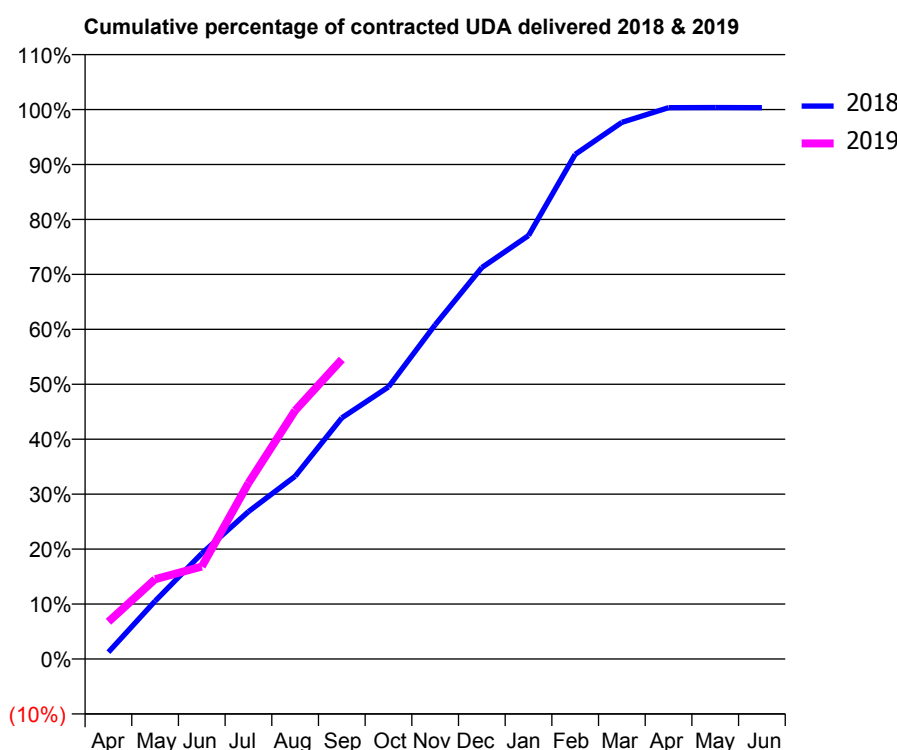
18/19 Contracted general activity (UDA)	11,952
Carry forward general activity (UDA)	0
18/19 Contracted orthodontic activity (UOA)	0
Carry forward orthodontic activity (UOA)	0
Baseline contract value	£289,486.14

## ACCESS\*

Patients seen in 24 months	Total	Change since previous quarter
Quarter ending September 2017	5,309	
Quarter ending December 2017	5,291	→
Quarter ending March 2018	5,016	↓
Quarter ending June 2018	5,157	↑
Quarter ending September 2018	5,274	↑
<b>Variance since September 2017</b>	<b>(0.7%)</b>	<b>→</b>



## ACTIVITY



Adjusted Scheduled Activity (UDA)		
Month	2018	2019
April	149	811
May	1,261	1,736
June	2,296	2,013
July	3,205	3,828
August	3,975	5,405
September	5,246	6,516
October	5,919	
November	7,269	
December	8,515	
January	9,210	
February	10,976	
March	11,674	
April	11,992	
May	11,994	
June	11,990	

## QUALITY

	Quantity	Base Number	Contract	AT	Region	England
% of FP17s for the same patient ID Re-attending within 3 months - Children	59	912	6.5%	9.3%	11.1%	11.6%
% of FP17s for the same patient ID Re-attending within 3 months - Adults	428	3,146	13.6%	14.9%	15.3%	15.5%
% of FP17s for the same patient ID Re-attending between 3 & 9 months - Children	540	912	59.2%	59.8%	61.1%	58.8%
% of FP17s for the same patient ID Re-attending between 3 & 9 months - Adults	1,545	3,146	49.1%	51.6%	52.3%	51.1%
% of FP17s for Band 1 Urgent Courses	282	3,296	8.6%	9.4%	9.5%	9.0%
% of FP17s Relating to Free Repair or Replacements	79	3,296	2.4%	0.5%	0.7%	0.8%
% of FP17s Relating to Continuations	16	3,296	0.5%	0.8%	0.8%	0.9%
% of Patients satisfied with the dentistry they have received	5	5	N/A	92.5%	93.6%	93.3%
% of Patients satisfied with the time they had to wait for an appointment	4	5	N/A	89.8%	88.8%	88.9%

\* This is based on patients treated on this contract for their most recent course of treatment. Figures in italics indicate the base number of FP17s or Patient Questionnaire responses are less than 100. N/A is shown where the base number of responses is less than 10 during the period. % is calculated as Quantity/Base number\*100

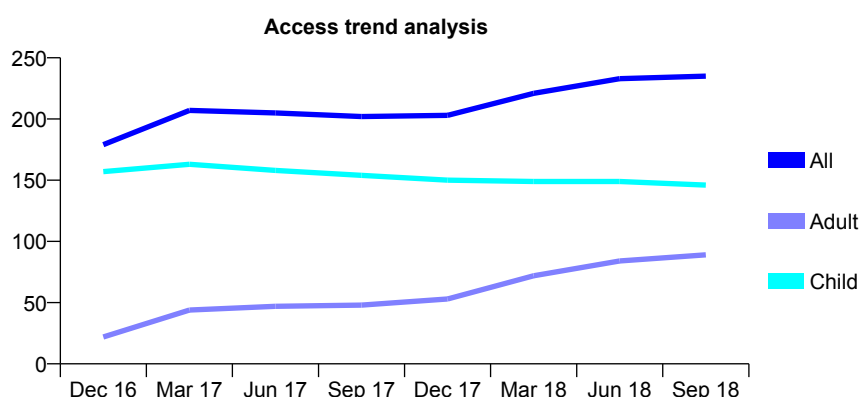
# Q68 - Vital Signs At a Glance Contract Report for 150207/0001 - September 2018

Name or company name	Church House Dental Practice Limited
Contract type name	GDS Contract
Purpose of contract	General
Contract start date	01/11/2009
Contract end date	

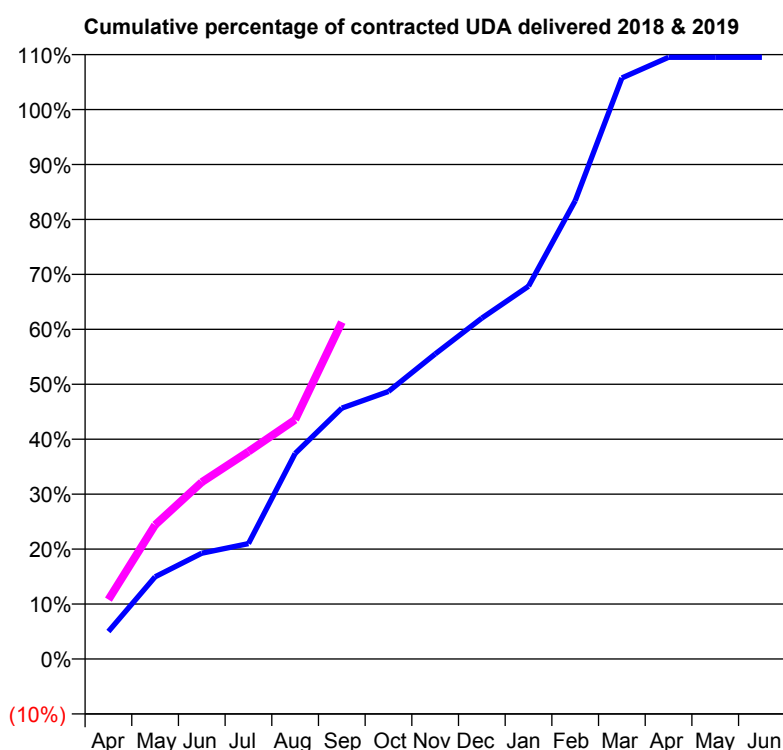
18/19 Contracted general activity (UDA)	400
Carry forward general activity (UDA)	0
18/19 Contracted orthodontic activity (UOA)	0
Carry forward orthodontic activity (UOA)	0
Baseline contract value	£10,004.04

## ACCESS\*

Patients seen in 24 months	Total	Change since previous quarter
Quarter ending September 2017	202	
Quarter ending December 2017	203	→
Quarter ending March 2018	221	↑
Quarter ending June 2018	233	↑
Quarter ending September 2018	235	→
<b>Variance since September 2017</b>	<b>16.3%</b>	<b>↑</b>



## ACTIVITY



Adjusted Scheduled Activity (UDA)		
Month	2018	2019
April	20	43
May	60	98
June	77	129
July	84	151
August	150	174
September	183	245
October	195	
November	222	
December	248	
January	271	
February	334	
March	423	
April	438	
May	438	
June	438	

## QUALITY

	Quantity	Base Number	Contract	AT	Region	England
% of FP17s for the same patient ID Re-attending within 3 months - Children	7	103	6.8%	9.3%	11.1%	11.6%
% of FP17s for the same patient ID Re-attending within 3 months - Adults	6	44	13.6%	14.9%	15.3%	15.5%
% of FP17s for the same patient ID Re-attending between 3 & 9 months - Children	58	103	56.3%	59.8%	61.1%	58.8%
% of FP17s for the same patient ID Re-attending between 3 & 9 months - Adults	17	44	38.6%	51.6%	52.3%	51.1%
% of FP17s for Band 1 Urgent Courses	6	139	4.3%	9.4%	9.5%	9.0%
% of FP17s Relating to Free Repair or Replacements	0	139	0.0%	0.5%	0.7%	0.8%
% of FP17s Relating to Continuations	0	139	0.0%	0.8%	0.8%	0.9%
% of Patients satisfied with the dentistry they have received	0	0	N/A	92.5%	93.6%	93.3%
% of Patients satisfied with the time they had to wait for an appointment	0	0	N/A	89.8%	88.8%	88.9%

\* This is based on patients treated on this contract for their most recent course of treatment. Figures in italics indicate the base number of FP17s or Patient Questionnaire responses are less than 100. N/A is shown where the base number of responses is less than 10 during the period. % is calculated as Quantity/Base number\*100



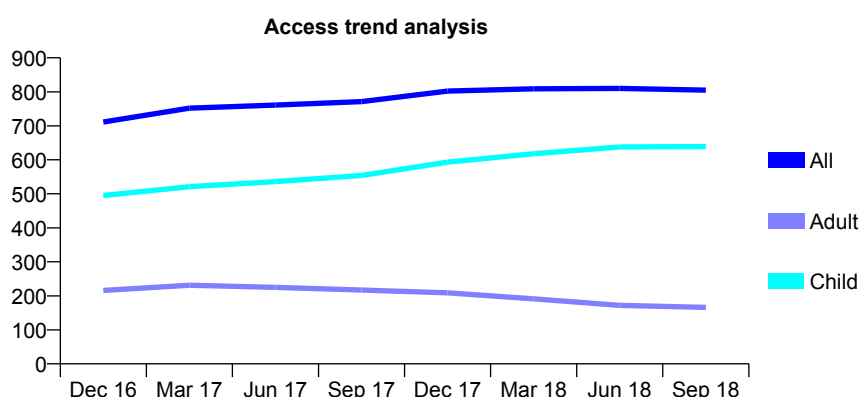
# Q68 - Vital Signs At a Glance Contract Report for 153516/0001 - September 2018

Name or company name	Amirreza Farahani
Contract type name	GDS Contract
Purpose of contract	General
Contract start date	21/02/2015
Contract end date	

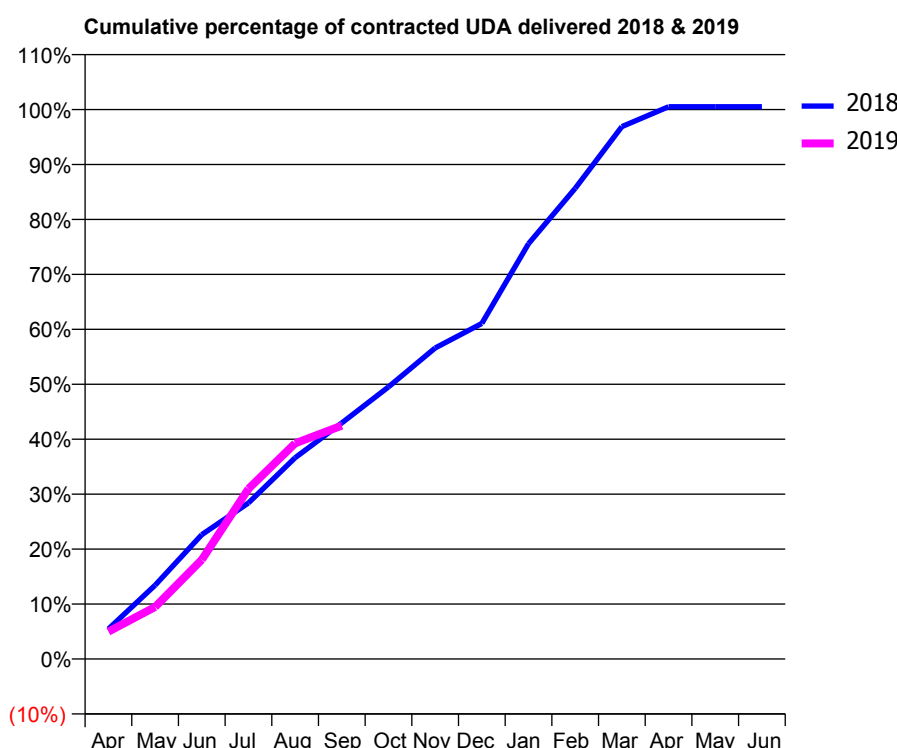
18/19 Contracted general activity (UDA)	1,700
Carry forward general activity (UDA)	0
18/19 Contracted orthodontic activity (UOA)	0
Carry forward orthodontic activity (UOA)	0
Baseline contract value	£44,284.34

## ACCESS\*

Patients seen in 24 months	Total	Change since previous quarter
Quarter ending September 2017	771	
Quarter ending December 2017	802	↑
Quarter ending March 2018	809	→
Quarter ending June 2018	810	→
Quarter ending September 2018	805	→
<b>Variance since September 2017</b>	<b>4.4%</b>	<b>↑</b>



## ACTIVITY



Adjusted Scheduled Activity (UDA)		
Month	2018	2019
April	93	85
May	228	161
June	385	307
July	483	527
August	623	667
September	731	722
October	842	
November	962	
December	1,038	
January	1,285	
February	1,456	
March	1,647	
April	1,708	
May	1,708	
June	1,708	

## QUALITY

	Quantity	Base Number	Contract	AT	Region	England
% of FP17s for the same patient ID Re-attending within 3 months - Children	25	437	5.7%	9.3%	11.1%	11.6%
% of FP17s for the same patient ID Re-attending within 3 months - Adults	7	67	10.4%	14.9%	15.3%	15.5%
% of FP17s for the same patient ID Re-attending between 3 & 9 months - Children	265	437	60.6%	59.8%	61.1%	58.8%
% of FP17s for the same patient ID Re-attending between 3 & 9 months - Adults	35	67	52.2%	51.6%	52.3%	51.1%
% of FP17s for Band 1 Urgent Courses	16	466	3.4%	9.4%	9.5%	9.0%
% of FP17s Relating to Free Repair or Replacements	0	466	0.0%	0.5%	0.7%	0.8%
% of FP17s Relating to Continuations	0	466	0.0%	0.8%	0.8%	0.9%
% of Patients satisfied with the dentistry they have received	0	0	N/A	92.5%	93.6%	93.3%
% of Patients satisfied with the time they had to wait for an appointment	0	0	N/A	89.8%	88.8%	88.9%

\* This is based on patients treated on this contract for their most recent course of treatment. Figures in italics indicate the base number of FP17s or Patient Questionnaire responses are less than 100. N/A is shown where the base number of responses is less than 10 during the period. % is calculated as Quantity/Base number\*100

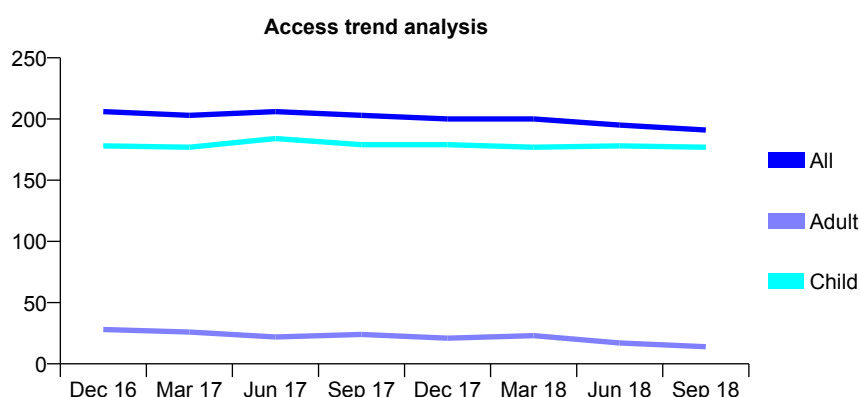
# Q68 - Vital Signs At a Glance Contract Report for 153974/0001 - September 2018

Name or company name	Phillip Price Ltd
Contract type name	GDS Contract
Purpose of contract	General
Contract start date	01/04/2007
Contract end date	

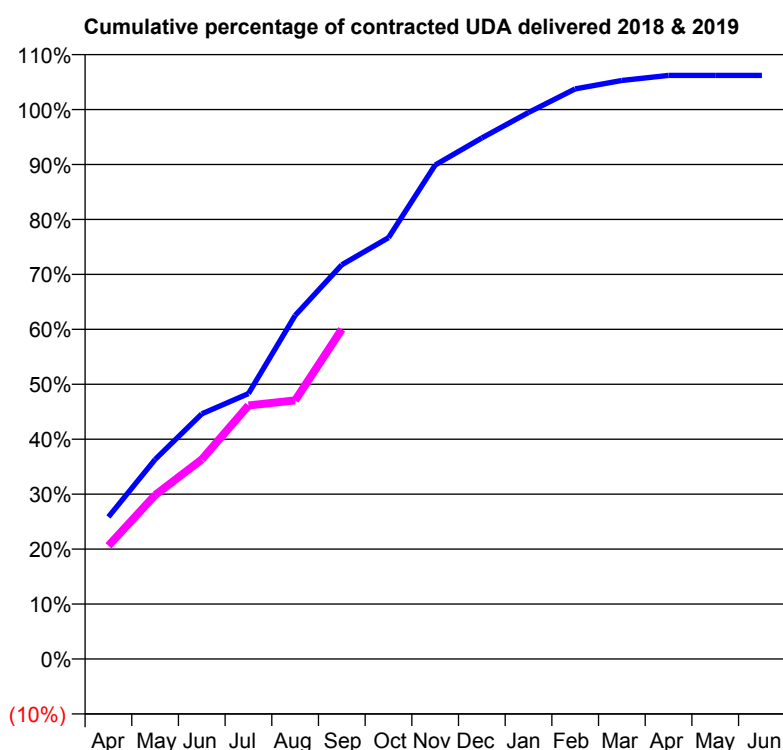
18/19 Contracted general activity (UDA)	325
Carry forward general activity (UDA)	0
18/19 Contracted orthodontic activity (UOA)	0
Carry forward orthodontic activity (UOA)	0
Baseline contract value	£7,062.12

## ACCESS\*

Patients seen in 24 months	Total	Change since previous quarter
Quarter ending September 2017	203	
Quarter ending December 2017	200	↓
Quarter ending March 2018	200	→
Quarter ending June 2018	195	↓
Quarter ending September 2018	191	↓
<b>Variance since September 2017</b>	<b>(5.9%)</b>	<b>↓</b>



## ACTIVITY



Month	Adjusted Scheduled Activity (UDA)	
	2018	2019
April	84	67
May	118	97
June	145	118
July	157	150
August	203	153
September	233	195
October	249	
November	292	
December	308	
January	323	
February	337	
March	342	
April	345	
May	345	
June	345	

## QUALITY

	Quantity	Base Number	Contract	AT	Region	England
% of FP17s for the same patient ID Re-attending within 3 months - Children	6	173	3.5%	9.3%	11.1%	11.6%
% of FP17s for the same patient ID Re-attending within 3 months - Adults	0	0	N/A	14.9%	15.3%	15.5%
% of FP17s for the same patient ID Re-attending between 3 & 9 months - Children	130	173	75.1%	59.8%	61.1%	58.8%
% of FP17s for the same patient ID Re-attending between 3 & 9 months - Adults	0	0	N/A	51.6%	52.3%	51.1%
% of FP17s for Band 1 Urgent Courses	0	170	0.0%	9.4%	9.5%	9.0%
% of FP17s Relating to Free Repair or Replacements	0	170	0.0%	0.5%	0.7%	0.8%
% of FP17s Relating to Continuations	0	170	0.0%	0.8%	0.8%	0.9%
% of Patients satisfied with the dentistry they have received	0	0	N/A	92.5%	93.6%	93.3%
% of Patients satisfied with the time they had to wait for an appointment	0	0	N/A	89.8%	88.8%	88.9%

\* This is based on patients treated on this contract for their most recent course of treatment. Figures in italics indicate the base number of FP17s or Patient Questionnaire responses are less than 100. N/A is shown where the base number of responses is less than 10 during the period. % is calculated as Quantity/Base number\*100

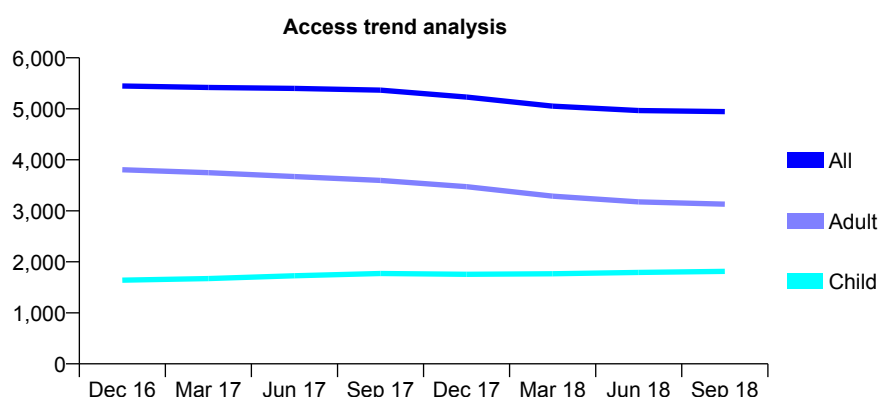
# Q68 - Vital Signs At a Glance Contract Report for 154229/0001 - September 2018

Name or company name	Jonathan Lee
Contract type name	GDS Contract
Purpose of contract	General
Contract start date	11/03/2009
Contract end date	

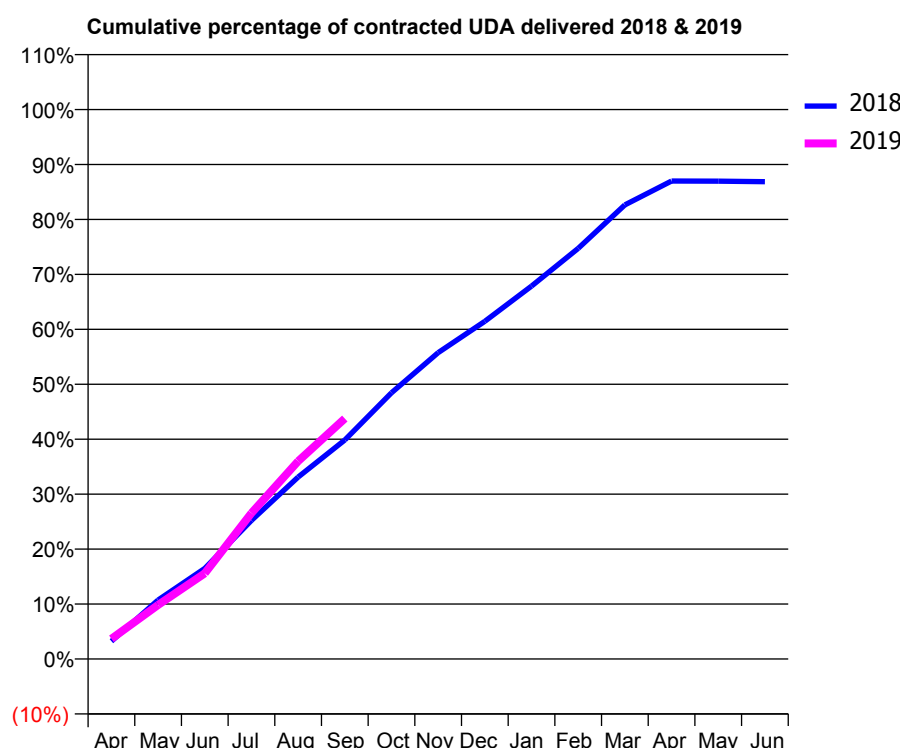
18/19 Contracted general activity (UDA)	12,000
Carry forward general activity (UDA)	0
18/19 Contracted orthodontic activity (UOA)	0
Carry forward orthodontic activity (UOA)	0
Baseline contract value	£323,969.96

## ACCESS\*

Patients seen in 24 months	Total	Change since previous quarter
Quarter ending September 2017	5,367	
Quarter ending December 2017	5,229	↓
Quarter ending March 2018	5,052	↓
Quarter ending June 2018	4,967	↓
Quarter ending September 2018	4,946	→
<b>Variance since September 2017</b>	<b>(7.8%)</b>	<b>↓</b>



## ACTIVITY



Adjusted Scheduled Activity (UDA)		
Month	2018	2019
April	470	440
May	1,556	1,181
June	2,392	1,870
July	3,657	3,188
August	4,800	4,319
September	5,781	5,252
October	7,024	
November	8,085	
December	8,910	
January	9,838	
February	10,836	
March	11,981	
April	12,612	
May	12,608	
June	12,595	

## QUALITY

	Quantity	Base Number	Contract	AT	Region	England
% of FP17s for the same patient ID Re-attending within 3 months - Children	104	1,399	7.4%	9.3%	11.1%	11.6%
% of FP17s for the same patient ID Re-attending within 3 months - Adults	189	1,919	9.8%	14.9%	15.3%	15.5%
% of FP17s for the same patient ID Re-attending between 3 & 9 months - Children	769	1,399	55.0%	59.8%	61.1%	58.8%
% of FP17s for the same patient ID Re-attending between 3 & 9 months - Adults	957	1,919	49.9%	51.6%	52.3%	51.1%
% of FP17s for Band 1 Urgent Courses	226	3,021	7.5%	9.4%	9.5%	9.0%
% of FP17s Relating to Free Repair or Replacements	9	3,021	0.3%	0.5%	0.7%	0.8%
% of FP17s Relating to Continuations	0	3,021	0.0%	0.8%	0.8%	0.9%
% of Patients satisfied with the dentistry they have received	2	2	N/A	92.5%	93.6%	93.3%
% of Patients satisfied with the time they had to wait for an appointment	2	2	N/A	89.8%	88.8%	88.9%

\* This is based on patients treated on this contract for their most recent course of treatment. Figures in italics indicate the base number of FP17s or Patient Questionnaire responses are less than 100. N/A is shown where the base number of responses is less than 10 during the period. % is calculated as Quantity/Base number\*100

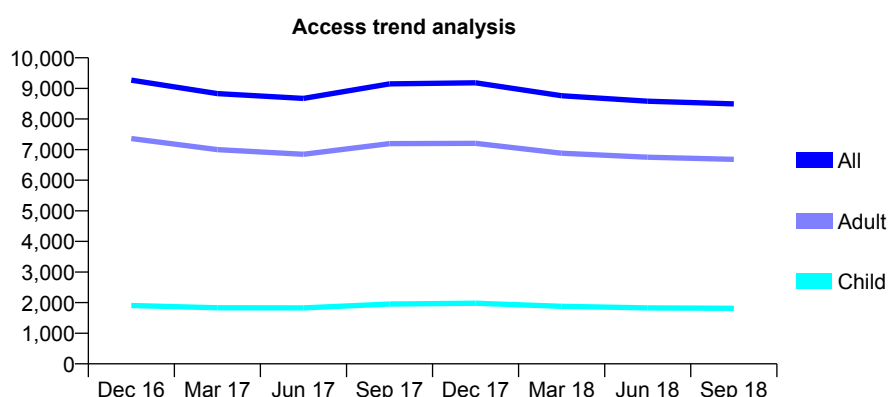
# Q68 - Vital Signs At a Glance Contract Report for 156329/0001 - September 2018

Name or company name	Little London Dental Care Limited
Contract type name	GDS Contract
Purpose of contract	General
Contract start date	01/01/2008
Contract end date	

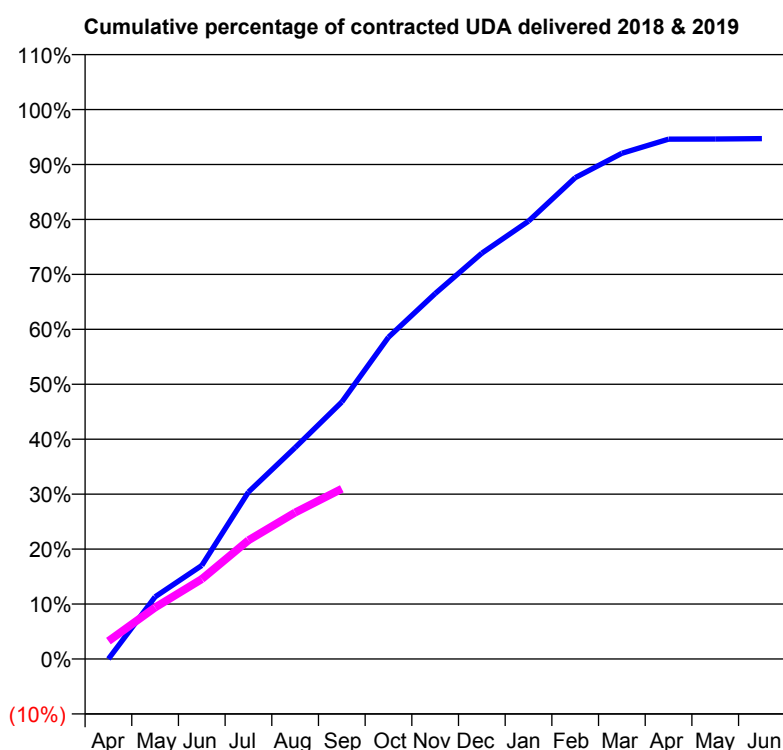
18/19 Contracted general activity (UDA)	37,500
Carry forward general activity (UDA)	0
18/19 Contracted orthodontic activity (UOA)	0
Carry forward orthodontic activity (UOA)	0
Baseline contract value	£894,500.94

## ACCESS\*

Patients seen in 24 months	Total	Change since previous quarter
Quarter ending September 2017	9,150	
Quarter ending December 2017	9,185	→
Quarter ending March 2018	8,759	↓
Quarter ending June 2018	8,580	↓
Quarter ending September 2018	8,496	→
<b>Variance since September 2017</b>	<b>(7.1%)</b>	<b>↓</b>



## ACTIVITY



Adjusted Scheduled Activity (UDA)		
Month	2018	2019
April	0	1,223
May	4,242	3,520
June	6,383	5,456
July	11,394	8,105
August	14,430	9,999
September	17,544	11,620
October	21,960	
November	24,938	
December	27,697	
January	29,877	
February	32,850	
March	34,509	
April	35,478	
May	35,487	
June	35,513	

## QUALITY

	Quantity	Base Number	Contract	AT	Region	England
% of FP17s for the same patient ID Re-attending within 3 months - Children	54	1,164	4.6%	9.3%	11.1%	11.6%
% of FP17s for the same patient ID Re-attending within 3 months - Adults	415	4,152	10.0%	14.9%	15.3%	15.5%
% of FP17s for the same patient ID Re-attending between 3 & 9 months - Children	669	1,164	57.5%	59.8%	61.1%	58.8%
% of FP17s for the same patient ID Re-attending between 3 & 9 months - Adults	2,522	4,152	60.7%	51.6%	52.3%	51.1%
% of FP17s for Band 1 Urgent Courses	361	4,911	7.4%	9.4%	9.5%	9.0%
% of FP17s Relating to Free Repair or Replacements	67	4,911	1.4%	0.5%	0.7%	0.8%
% of FP17s Relating to Continuations	29	4,911	0.6%	0.8%	0.8%	0.9%
% of Patients satisfied with the dentistry they have received	3	5	N/A	92.5%	93.6%	93.3%
% of Patients satisfied with the time they had to wait for an appointment	4	5	N/A	89.8%	88.8%	88.9%

\* This is based on patients treated on this contract for their most recent course of treatment. Figures in italics indicate the base number of FP17s or Patient Questionnaire responses are less than 100. N/A is shown where the base number of responses is less than 10 during the period. % is calculated as Quantity/Base number\*100

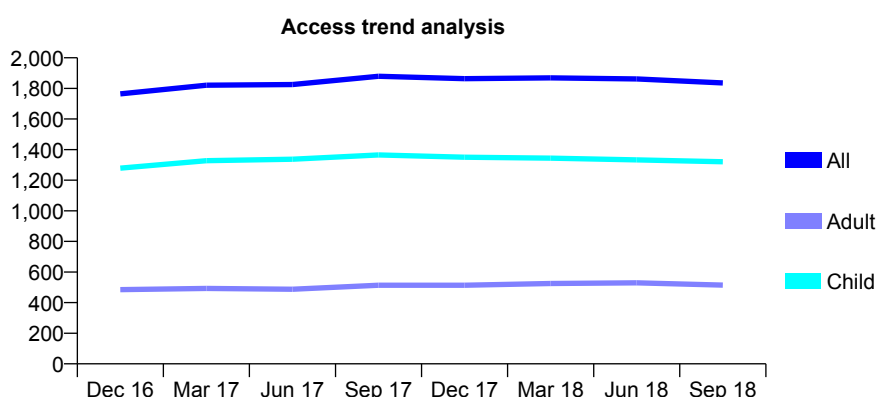
# Q68 - Vital Signs At a Glance Contract Report for 156981/0001 - September 2018

Name or company name	Mr M Mawjee & Mr M Ali
Contract type name	GDS Contract
Purpose of contract	General
Contract start date	01/10/2008
Contract end date	

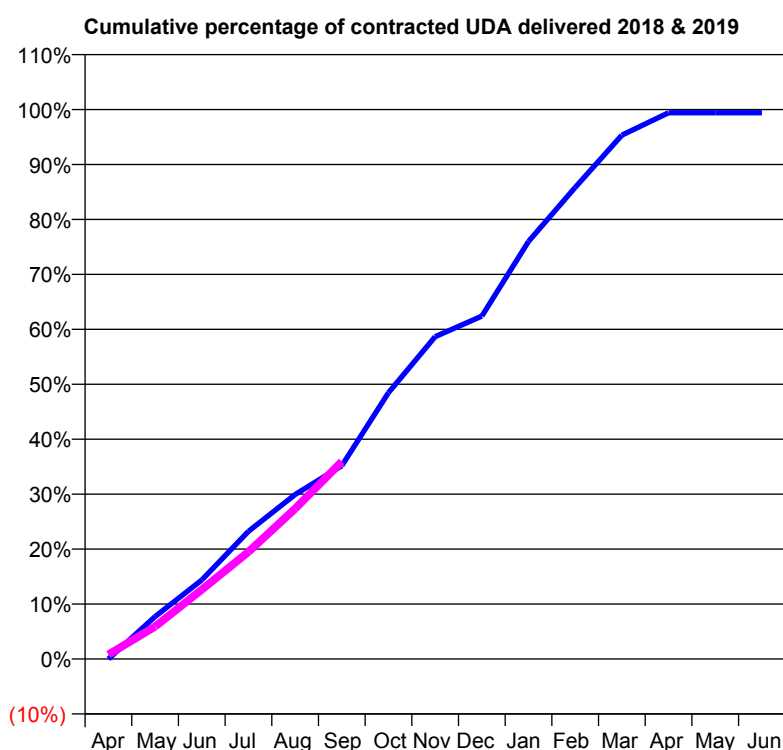
18/19 Contracted general activity (UDA)	4,610
Carry forward general activity (UDA)	27
18/19 Contracted orthodontic activity (UOA)	0
Carry forward orthodontic activity (UOA)	0
Baseline contract value	£103,628.73

## ACCESS\*

Patients seen in 24 months	Total	Change since previous quarter
Quarter ending September 2017	1,879	
Quarter ending December 2017	1,864	→
Quarter ending March 2018	1,869	→
Quarter ending June 2018	1,862	→
Quarter ending September 2018	1,836	↓
<b>Variance since September 2017</b>	<b>(2.3%)</b>	<b>↓</b>



## ACTIVITY



Adjusted Scheduled Activity (UDA)		
Month	2018	2019
April	0	37
May	356	273
June	662	583
July	1,071	899
August	1,380	1,262
September	1,621	1,657
October	2,235	
November	2,705	
December	2,877	
January	3,503	
February	3,956	
March	4,395	
April	4,583	
May	4,583	
June	4,583	

## QUALITY

	Quantity	Base Number	Contract	AT	Region	England
% of FP17s for the same patient ID Re-attending within 3 months - Children	50	945	5.3%	9.3%	11.1%	11.6%
% of FP17s for the same patient ID Re-attending within 3 months - Adults	28	299	9.4%	14.9%	15.3%	15.5%
% of FP17s for the same patient ID Re-attending between 3 & 9 months - Children	609	945	64.4%	59.8%	61.1%	58.8%
% of FP17s for the same patient ID Re-attending between 3 & 9 months - Adults	200	299	66.9%	51.6%	52.3%	51.1%
% of FP17s for Band 1 Urgent Courses	54	1,114	4.8%	9.4%	9.5%	9.0%
% of FP17s Relating to Free Repair or Replacements	0	1,114	0.0%	0.5%	0.7%	0.8%
% of FP17s Relating to Continuations	0	1,114	0.0%	0.8%	0.8%	0.9%
% of Patients satisfied with the dentistry they have received	0	0	N/A	92.5%	93.6%	93.3%
% of Patients satisfied with the time they had to wait for an appointment	0	0	N/A	89.8%	88.8%	88.9%

\* This is based on patients treated on this contract for their most recent course of treatment. Figures in italics indicate the base number of FP17s or Patient Questionnaire responses are less than 100. N/A is shown where the base number of responses is less than 10 during the period. % is calculated as Quantity/Base number\*100

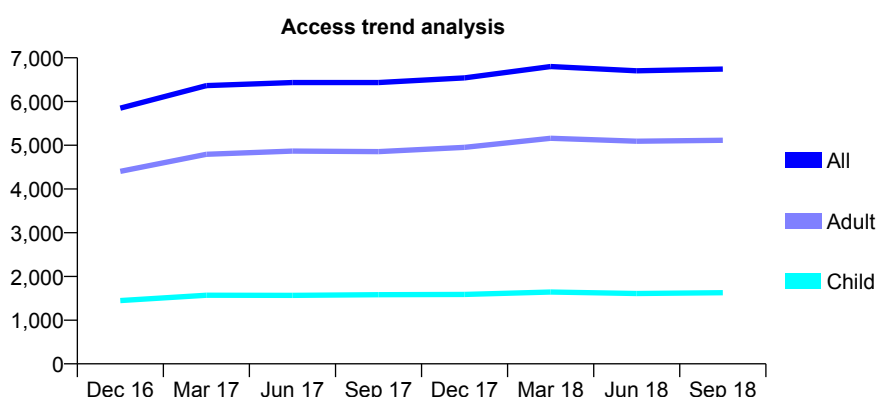
# Q68 - Vital Signs At a Glance Contract Report for 157163/0001 - September 2018

Name or company name	Chichester Smiles Dental Practice Ltd
Contract type name	GDS Contract
Purpose of contract	General
Contract start date	01/12/2007
Contract end date	

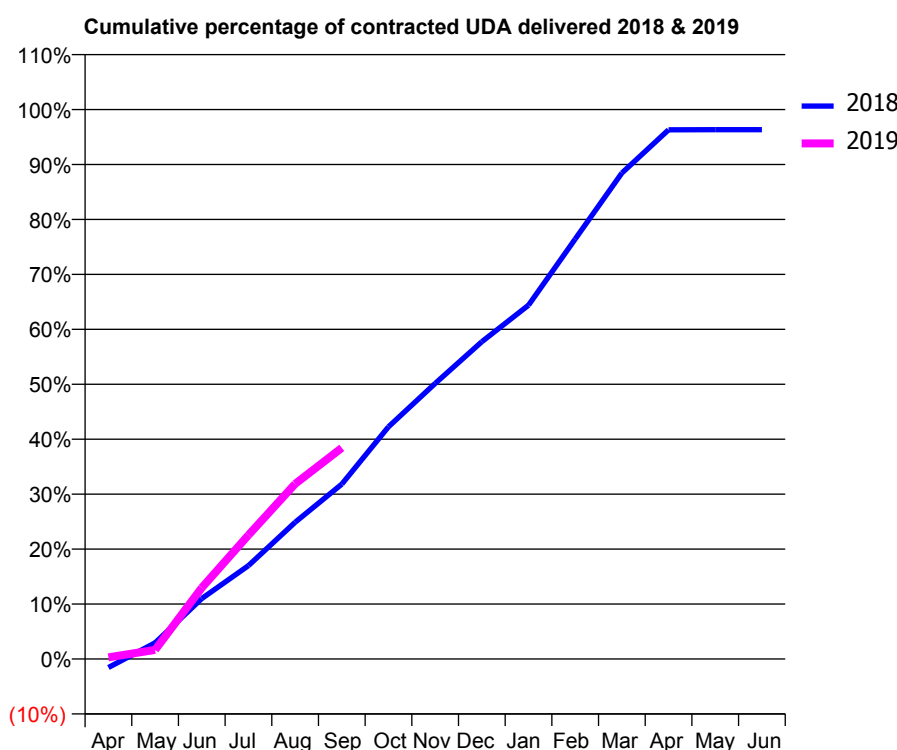
18/19 Contracted general activity (UDA)	18,324
Carry forward general activity (UDA)	673
18/19 Contracted orthodontic activity (UOA)	0
Carry forward orthodontic activity (UOA)	0
Baseline contract value	£514,277.35

## ACCESS\*

Patients seen in 24 months	Total	Change since previous quarter
Quarter ending September 2017	6,434	
Quarter ending December 2017	6,540	→
Quarter ending March 2018	6,800	↑
Quarter ending June 2018	6,702	↓
Quarter ending September 2018	6,741	→
<b>Variance since September 2017</b>	<b>4.8%</b>	<b>↑</b>



## ACTIVITY



Adjusted Scheduled Activity (UDA)		
Month	2018	2019
April	-287	57
May	540	305
June	2,017	2,376
July	3,115	4,133
August	4,559	5,841
September	5,831	7,042
October	7,745	
November	9,190	
December	10,580	
January	11,798	
February	14,007	
March	16,207	
April	17,647	
May	17,652	
June	17,650	

## QUALITY

	Quantity	Base Number	Contract	AT	Region	England
% of FP17s for the same patient ID Re-attending within 3 months - Children	69	1,264	5.5%	9.3%	11.1%	11.6%
% of FP17s for the same patient ID Re-attending within 3 months - Adults	515	3,627	14.2%	14.9%	15.3%	15.5%
% of FP17s for the same patient ID Re-attending between 3 & 9 months - Children	887	1,264	70.2%	59.8%	61.1%	58.8%
% of FP17s for the same patient ID Re-attending between 3 & 9 months - Adults	2,303	3,627	63.5%	51.6%	52.3%	51.1%
% of FP17s for Band 1 Urgent Courses	469	4,310	10.9%	9.4%	9.5%	9.0%
% of FP17s Relating to Free Repair or Replacements	35	4,310	0.8%	0.5%	0.7%	0.8%
% of FP17s Relating to Continuations	15	4,310	0.3%	0.8%	0.8%	0.9%
% of Patients satisfied with the dentistry they have received	1	1	N/A	92.5%	93.6%	93.3%
% of Patients satisfied with the time they had to wait for an appointment	1	1	N/A	89.8%	88.8%	88.9%

\* This is based on patients treated on this contract for their most recent course of treatment. Figures in italics indicate the base number of FP17s or Patient Questionnaire responses are less than 100. N/A is shown where the base number of responses is less than 10 during the period. % is calculated as Quantity/Base number\*100

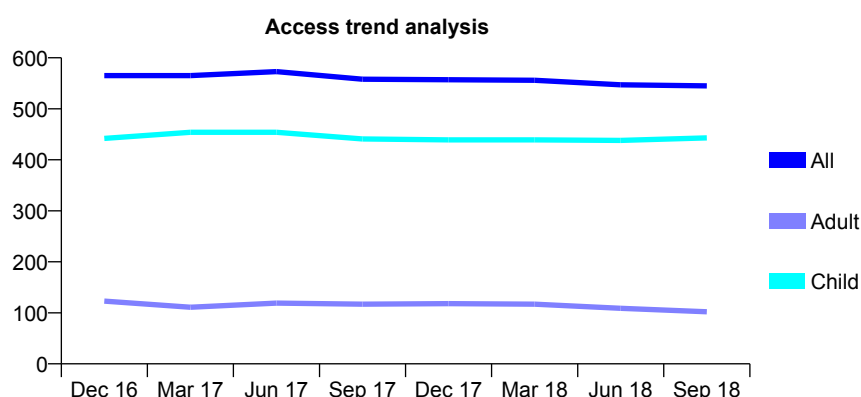
# Q68 - Vital Signs At a Glance Contract Report for 157430/0001 - September 2018

Name or company name	Mr R Patel & Mr S Dhanoo
Contract type name	GDS Contract
Purpose of contract	General
Contract start date	24/12/2010
Contract end date	

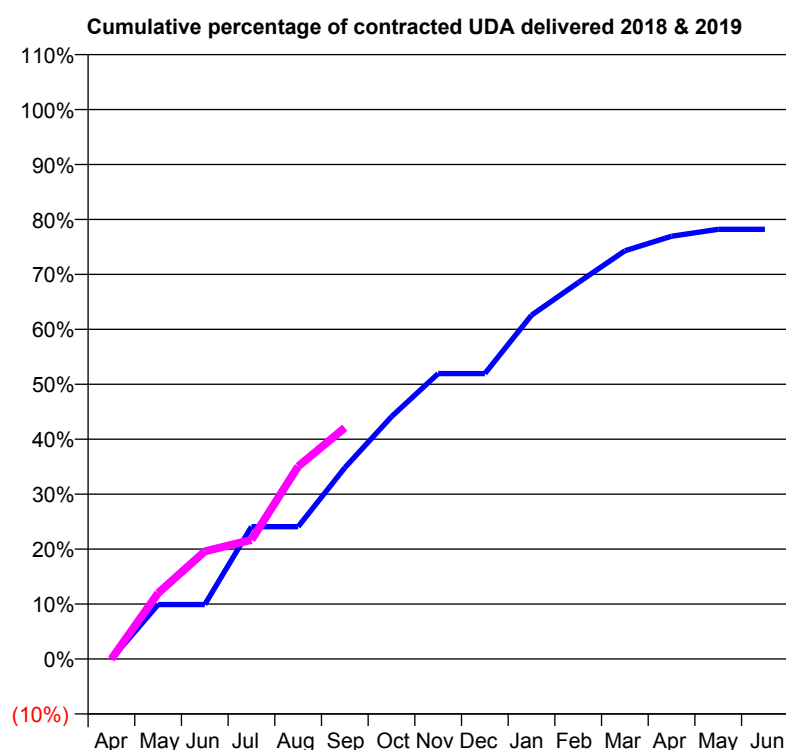
18/19 Contracted general activity (UDA)	1,200
Carry forward general activity (UDA)	0
18/19 Contracted orthodontic activity (UOA)	0
Carry forward orthodontic activity (UOA)	0
Baseline contract value	£28,253.17

## ACCESS\*

Patients seen in 24 months	Total	Change since previous quarter
Quarter ending September 2017	558	
Quarter ending December 2017	557	→
Quarter ending March 2018	556	→
Quarter ending June 2018	547	↓
Quarter ending September 2018	545	→
<b>Variance since September 2017</b>	<b>(2.3%)</b>	<b>↓</b>



## ACTIVITY



Adjusted Scheduled Activity (UDA)		
Month	2018	2019
April	0	0
May	119	144
June	119	235
July	289	260
August	289	421
September	418	505
October	529	
November	623	
December	623	
January	751	
February	822	
March	891	
April	923	
May	938	
June	938	

## QUALITY

	Quantity	Base Number	Contract	AT	Region	England
% of FP17s for the same patient ID Re-attending within 3 months - Children	18	397	4.5%	9.3%	11.1%	11.6%
% of FP17s for the same patient ID Re-attending within 3 months - Adults	2	39	5.1%	14.9%	15.3%	15.5%
% of FP17s for the same patient ID Re-attending between 3 & 9 months - Children	273	397	68.8%	59.8%	61.1%	58.8%
% of FP17s for the same patient ID Re-attending between 3 & 9 months - Adults	29	39	74.4%	51.6%	52.3%	51.1%
% of FP17s for Band 1 Urgent Courses	6	403	1.5%	9.4%	9.5%	9.0%
% of FP17s Relating to Free Repair or Replacements	1	403	0.2%	0.5%	0.7%	0.8%
% of FP17s Relating to Continuations	0	403	0.0%	0.8%	0.8%	0.9%
% of Patients satisfied with the dentistry they have received	0	0	N/A	92.5%	93.6%	93.3%
% of Patients satisfied with the time they had to wait for an appointment	0	0	N/A	89.8%	88.8%	88.9%

\* This is based on patients treated on this contract for their most recent course of treatment. Figures in italics indicate the base number of FP17s or Patient Questionnaire responses are less than 100. N/A is shown where the base number of responses is less than 10 during the period. % is calculated as Quantity/Base number\*100



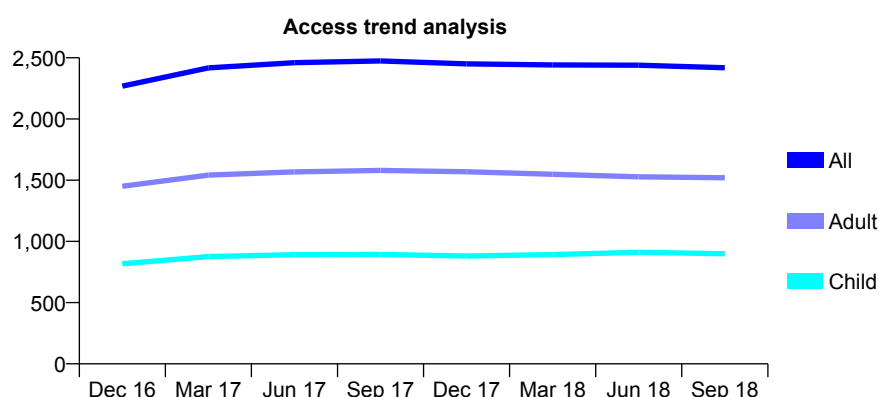
# Q68 - Vital Signs At a Glance Contract Report for 157538/0001 - September 2018

Name or company name	Bewbush Dental Limited
Contract type name	GDS Contract
Purpose of contract	General
Contract start date	01/04/2015
Contract end date	

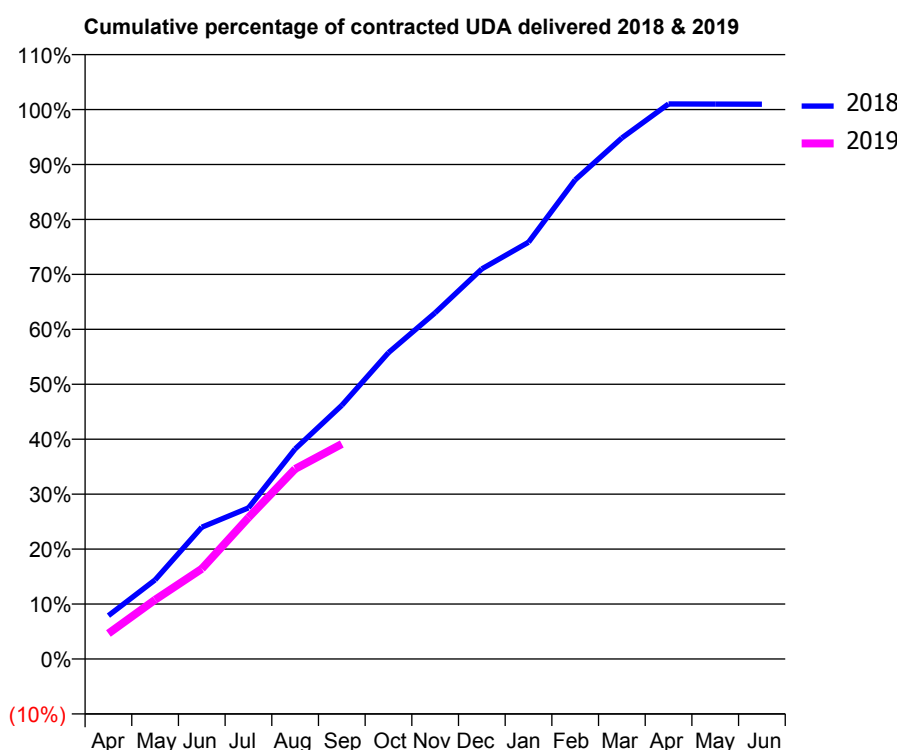
18/19 Contracted general activity (UDA)	5,265
Carry forward general activity (UDA)	0
18/19 Contracted orthodontic activity (UOA)	0
Carry forward orthodontic activity (UOA)	0
Baseline contract value	£131,928.81

## ACCESS\*

Patients seen in 24 months	Total	Change since previous quarter
Quarter ending September 2017	2,474	
Quarter ending December 2017	2,450	→
Quarter ending March 2018	2,442	→
Quarter ending June 2018	2,439	→
Quarter ending September 2018	2,419	→
<b>Variance since September 2017</b>	<b>(2.2%)</b>	<b>↓</b>



## ACTIVITY



Adjusted Scheduled Activity (UDA)		
Month	2018	2019
April	416	245
May	758	568
June	1,264	864
July	1,449	1,355
August	2,012	1,821
September	2,431	2,060
October	2,936	
November	3,317	
December	3,738	
January	3,994	
February	4,591	
March	4,993	
April	5,318	
May	5,317	
June	5,316	

## QUALITY

	Quantity	Base Number	Contract	AT	Region	England
% of FP17s for the same patient ID Re-attending within 3 months - Children	65	822	7.9%	9.3%	11.1%	11.6%
% of FP17s for the same patient ID Re-attending within 3 months - Adults	121	1,083	11.2%	14.9%	15.3%	15.5%
% of FP17s for the same patient ID Re-attending between 3 & 9 months - Children	573	822	69.7%	59.8%	61.1%	58.8%
% of FP17s for the same patient ID Re-attending between 3 & 9 months - Adults	703	1,083	64.9%	51.6%	52.3%	51.1%
% of FP17s for Band 1 Urgent Courses	137	1,290	10.6%	9.4%	9.5%	9.0%
% of FP17s Relating to Free Repair or Replacements	4	1,290	0.3%	0.5%	0.7%	0.8%
% of FP17s Relating to Continuations	0	1,290	0.0%	0.8%	0.8%	0.9%
% of Patients satisfied with the dentistry they have received	0	0	N/A	92.5%	93.6%	93.3%
% of Patients satisfied with the time they had to wait for an appointment	0	0	N/A	89.8%	88.8%	88.9%

\* This is based on patients treated on this contract for their most recent course of treatment. Figures in italics indicate the base number of FP17s or Patient Questionnaire responses are less than 100. N/A is shown where the base number of responses is less than 10 during the period. % is calculated as Quantity/Base number\*100

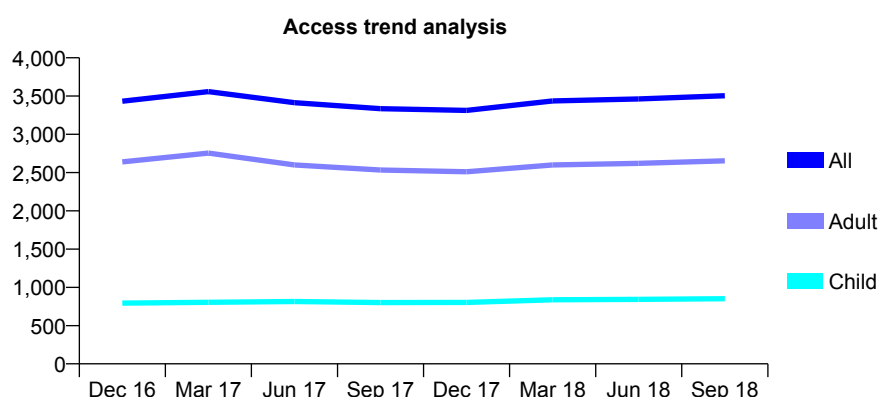
# Q68 - Vital Signs At a Glance Contract Report for 158275/0001 - September 2018

Name or company name	Esmail Harunani and Murtaza Kanani
Contract type name	GDS Contract
Purpose of contract	General
Contract start date	01/10/2009
Contract end date	

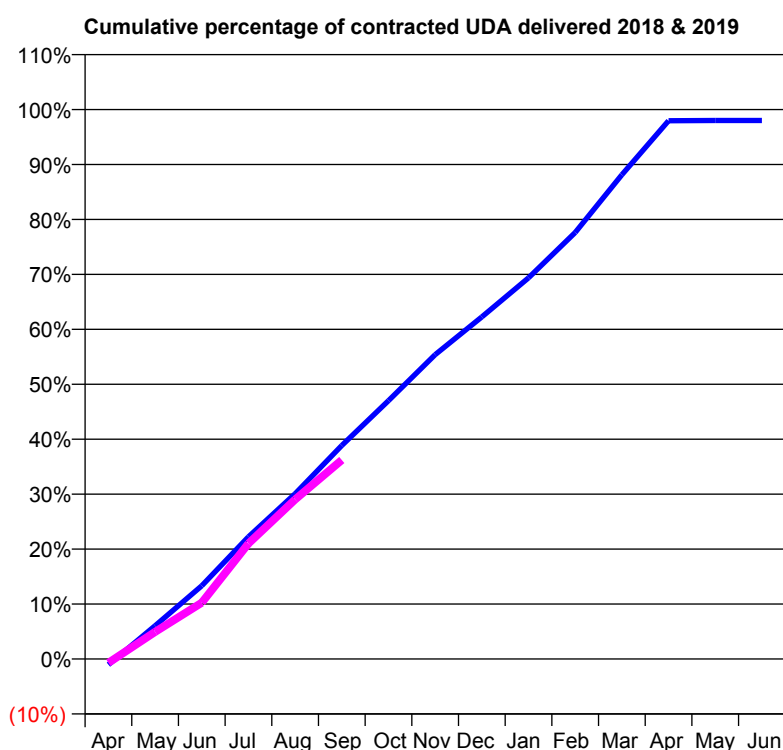
18/19 Contracted general activity (UDA)	10,150
Carry forward general activity (UDA)	203
18/19 Contracted orthodontic activity (UOA)	0
Carry forward orthodontic activity (UOA)	0
Baseline contract value	£242,725.90

## ACCESS\*

Patients seen in 24 months	Total	Change since previous quarter
Quarter ending September 2017	3,335	
Quarter ending December 2017	3,313	→
Quarter ending March 2018	3,437	↑
Quarter ending June 2018	3,462	→
Quarter ending September 2018	3,505	→
<b>Variance since September 2017</b>	<b>5.1%</b>	<b>↑</b>



## ACTIVITY



Adjusted Scheduled Activity (UDA)		
Month	2018	2019
April	-107	-74
May	614	501
June	1,354	1,041
July	2,257	2,135
August	3,054	2,948
September	3,945	3,677
October	4,771	
November	5,623	
December	6,320	
January	7,041	
February	7,878	
March	8,944	
April	9,943	
May	9,946	
June	9,946	

## QUALITY

	Quantity	Base Number	Contract	AT	Region	England
% of FP17s for the same patient ID Re-attending within 3 months - Children	28	535	5.2%	9.3%	11.1%	11.6%
% of FP17s for the same patient ID Re-attending within 3 months - Adults	150	1,439	10.4%	14.9%	15.3%	15.5%
% of FP17s for the same patient ID Re-attending between 3 & 9 months - Children	281	535	52.5%	59.8%	61.1%	58.8%
% of FP17s for the same patient ID Re-attending between 3 & 9 months - Adults	608	1,439	42.3%	51.6%	52.3%	51.1%
% of FP17s for Band 1 Urgent Courses	116	1,679	6.9%	9.4%	9.5%	9.0%
% of FP17s Relating to Free Repair or Replacements	12	1,679	0.7%	0.5%	0.7%	0.8%
% of FP17s Relating to Continuations	23	1,679	1.4%	0.8%	0.8%	0.9%
% of Patients satisfied with the dentistry they have received	5	5	N/A	92.5%	93.6%	93.3%
% of Patients satisfied with the time they had to wait for an appointment	5	5	N/A	89.8%	88.8%	88.9%

\* This is based on patients treated on this contract for their most recent course of treatment. Figures in italics indicate the base number of FP17s or Patient Questionnaire responses are less than 100. N/A is shown where the base number of responses is less than 10 during the period. % is calculated as Quantity/Base number\*100

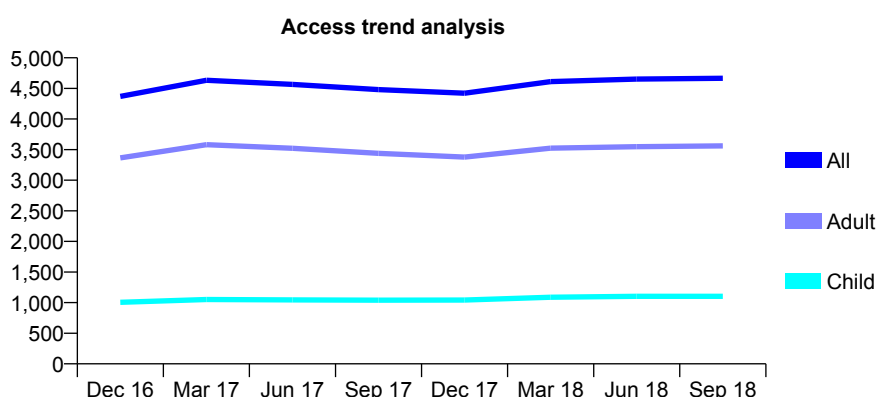
# Q68 - Vital Signs At a Glance Contract Report for 158275/0002 - September 2018

Name or company name	Esmail Harunani and Murtaza Kanani
Contract type name	GDS Contract
Purpose of contract	General
Contract start date	01/10/2009
Contract end date	

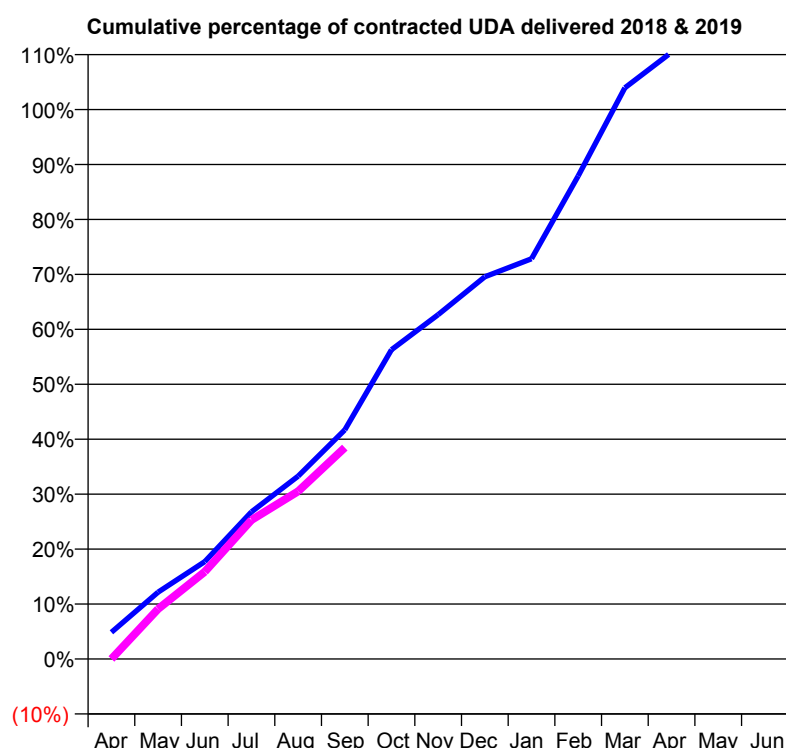
18/19 Contracted general activity (UDA)	13,900
Carry forward general activity (UDA)	0
18/19 Contracted orthodontic activity (UOA)	0
Carry forward orthodontic activity (UOA)	0
Baseline contract value	£330,660.96

## ACCESS\*

Patients seen in 24 months	Total	Change since previous quarter
Quarter ending September 2017	4,480	
Quarter ending December 2017	4,421	↓
Quarter ending March 2018	4,612	↑
Quarter ending June 2018	4,652	→
Quarter ending September 2018	4,665	→
<b>Variance since September 2017</b>	<b>4.1%</b>	<b>↑</b>



## ACTIVITY



Adjusted Scheduled Activity (UDA)		
Month	2018	2019
April	677	0
May	1,692	1,267
June	2,466	2,209
July	3,723	3,517
August	4,626	4,240
September	5,797	5,346
October	7,825	
November	8,710	
December	9,668	
January	10,124	
February	12,220	
March	14,449	
April	15,347	
May	15,413	
June	15,445	

## QUALITY

	Quantity	Base Number	Contract	AT	Region	England
% of FP17s for the same patient ID Re-attending within 3 months - Children	41	727	5.6%	9.3%	11.1%	11.6%
% of FP17s for the same patient ID Re-attending within 3 months - Adults	356	2,202	16.2%	14.9%	15.3%	15.5%
% of FP17s for the same patient ID Re-attending between 3 & 9 months - Children	418	727	57.5%	59.8%	61.1%	58.8%
% of FP17s for the same patient ID Re-attending between 3 & 9 months - Adults	1,036	2,202	47.0%	51.6%	52.3%	51.1%
% of FP17s for Band 1 Urgent Courses	287	2,227	12.9%	9.4%	9.5%	9.0%
% of FP17s Relating to Free Repair or Replacements	6	2,227	0.3%	0.5%	0.7%	0.8%
% of FP17s Relating to Continuations	23	2,227	1.0%	0.8%	0.8%	0.9%
% of Patients satisfied with the dentistry they have received	3	3	N/A	92.5%	93.6%	93.3%
% of Patients satisfied with the time they had to wait for an appointment	2	3	N/A	89.8%	88.8%	88.9%

\* This is based on patients treated on this contract for their most recent course of treatment. Figures in italics indicate the base number of FP17s or Patient Questionnaire responses are less than 100. N/A is shown where the base number of responses is less than 10 during the period. % is calculated as Quantity/Base number\*100

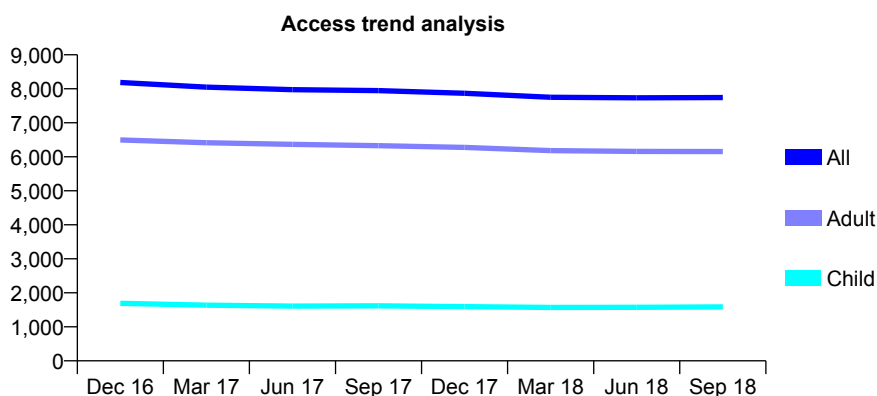
## Q68 - Vital Signs At a Glance Contract Report for 160237/0001 - September 2018

Name or company name	Five Rivers Dental Ltd
Contract type name	GDS Contract
Purpose of contract	General
Contract start date	01/10/2008
Contract end date	

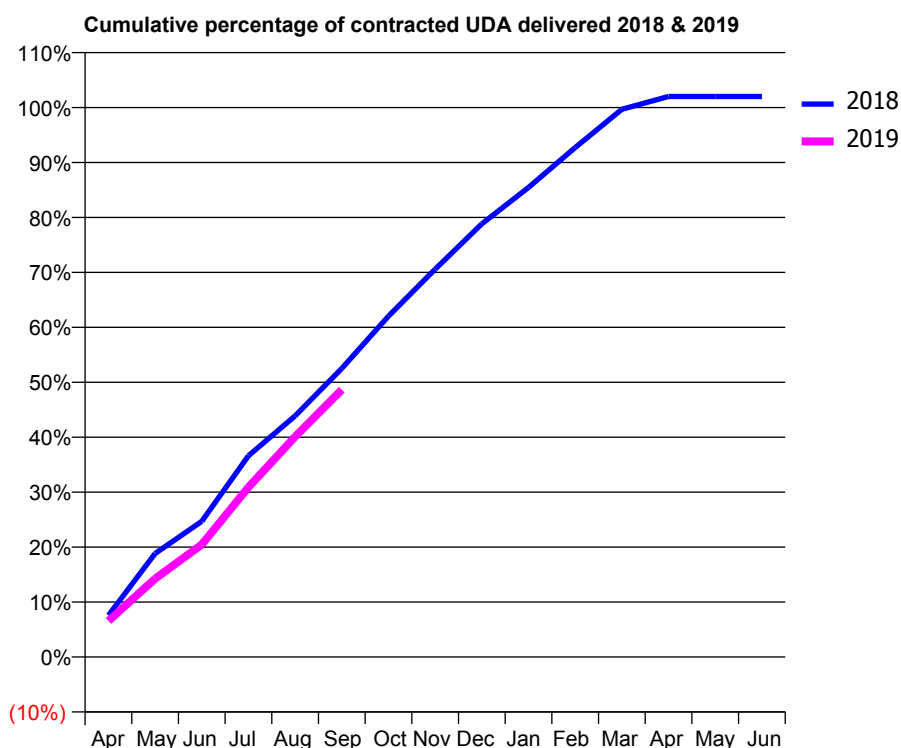
18/19 Contracted general activity (UDA)	22,127
Carry forward general activity (UDA)	0
18/19 Contracted orthodontic activity (UOA)	0
Carry forward orthodontic activity (UOA)	0
Baseline contract value	£600,038.21

### ACCESS\*

Patients seen in 24 months	Total	Change since previous quarter
Quarter ending September 2017	7,947	
Quarter ending December 2017	7,869	→
Quarter ending March 2018	7,752	↓
Quarter ending June 2018	7,734	→
Quarter ending September 2018	7,743	→
<b>Variance since September 2017</b>	<b>(2.6%)</b>	<b>↓</b>



### ACTIVITY



Adjusted Scheduled Activity (UDA)		
Month	2018	2019
April	1,676	1,451
May	4,167	3,152
June	5,465	4,531
July	8,106	6,836
August	9,709	8,875
September	11,624	10,763
October	13,727	
November	15,617	
December	17,442	
January	18,910	
February	20,512	
March	22,055	
April	22,570	
May	22,570	
June	22,568	

### QUALITY

	Quantity	Base Number	Contract	AT	Region	England
% of FP17s for the same patient ID Re-attending within 3 months - Children	98	1,497	6.5%	9.3%	11.1%	11.6%
% of FP17s for the same patient ID Re-attending within 3 months - Adults	617	4,914	12.6%	14.9%	15.3%	15.5%
% of FP17s for the same patient ID Re-attending between 3 & 9 months - Children	1,121	1,497	74.9%	59.8%	61.1%	58.8%
% of FP17s for the same patient ID Re-attending between 3 & 9 months - Adults	2,749	4,914	55.9%	51.6%	52.3%	51.1%
% of FP17s for Band 1 Urgent Courses	365	6,124	6.0%	9.4%	9.5%	9.0%
% of FP17s Relating to Free Repair or Replacements	49	6,124	0.8%	0.5%	0.7%	0.8%
% of FP17s Relating to Continuations	79	6,124	1.3%	0.8%	0.8%	0.9%
% of Patients satisfied with the dentistry they have received	1	2	N/A	92.5%	93.6%	93.3%
% of Patients satisfied with the time they had to wait for an appointment	1	2	N/A	89.8%	88.8%	88.9%

\* This is based on patients treated on this contract for their most recent course of treatment. Figures in italics indicate the base number of FP17s or Patient Questionnaire responses are less than 100. N/A is shown where the base number of responses is less than 10 during the period. % is calculated as Quantity/Base number\*100

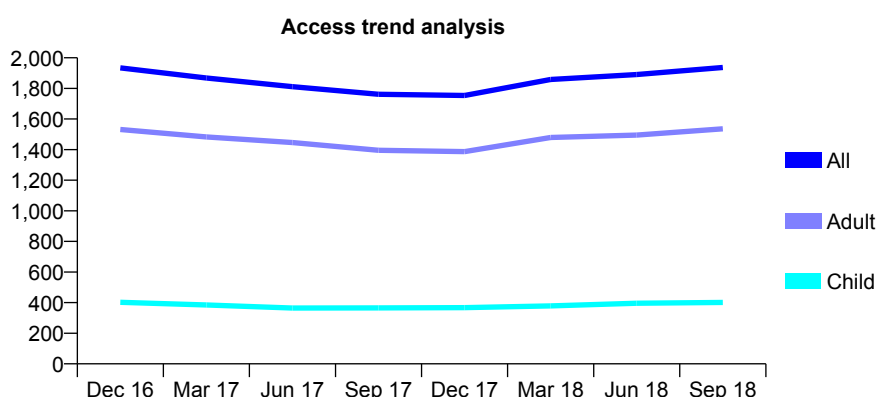
# Q68 - Vital Signs At a Glance Contract Report for 160237/0002 - September 2018

Name or company name	Five Rivers Dental Ltd
Contract type name	GDS Contract
Purpose of contract	General
Contract start date	01/10/2008
Contract end date	

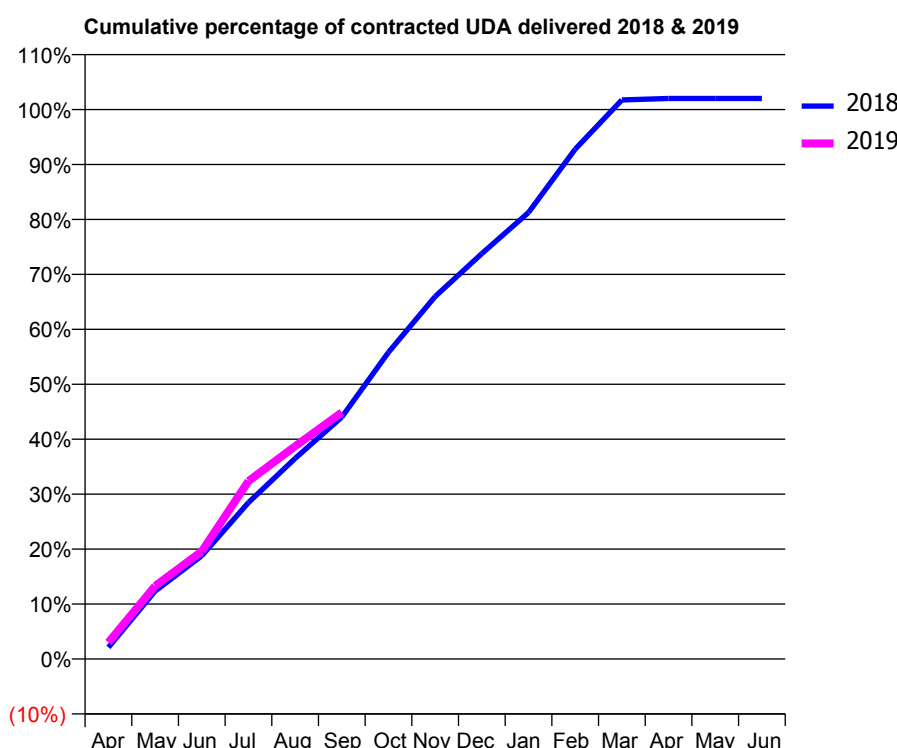
18/19 Contracted general activity (UDA)	4,800
Carry forward general activity (UDA)	0
18/19 Contracted orthodontic activity (UOA)	0
Carry forward orthodontic activity (UOA)	0
Baseline contract value	£135,183.15

## ACCESS\*

Patients seen in 24 months	Total	Change since previous quarter
Quarter ending September 2017	1,762	
Quarter ending December 2017	1,754	→
Quarter ending March 2018	1,858	↑
Quarter ending June 2018	1,891	→
Quarter ending September 2018	1,937	↑
<b>Variance since September 2017</b>	<b>9.9%</b>	<b>↑</b>



## ACTIVITY



Adjusted Scheduled Activity (UDA)		
Month	2018	2019
April	102	145
May	594	638
June	902	941
July	1,367	1,555
August	1,752	1,858
September	2,113	2,154
October	2,680	
November	3,166	
December	3,542	
January	3,901	
February	4,454	
March	4,884	
April	4,896	
May	4,896	
June	4,896	

## QUALITY

	Quantity	Base Number	Contract	AT	Region	England
% of FP17s for the same patient ID Re-attending within 3 months - Children	22	364	6.0%	9.3%	11.1%	11.6%
% of FP17s for the same patient ID Re-attending within 3 months - Adults	161	1,304	12.3%	14.9%	15.3%	15.5%
% of FP17s for the same patient ID Re-attending between 3 & 9 months - Children	232	364	63.7%	59.8%	61.1%	58.8%
% of FP17s for the same patient ID Re-attending between 3 & 9 months - Adults	779	1,304	59.7%	51.6%	52.3%	51.1%
% of FP17s for Band 1 Urgent Courses	56	1,236	4.5%	9.4%	9.5%	9.0%
% of FP17s Relating to Free Repair or Replacements	9	1,236	0.7%	0.5%	0.7%	0.8%
% of FP17s Relating to Continuations	1	1,236	0.1%	0.8%	0.8%	0.9%
% of Patients satisfied with the dentistry they have received	1	1	N/A	92.5%	93.6%	93.3%
% of Patients satisfied with the time they had to wait for an appointment	1	1	N/A	89.8%	88.8%	88.9%

\* This is based on patients treated on this contract for their most recent course of treatment. Figures in italics indicate the base number of FP17s or Patient Questionnaire responses are less than 100. N/A is shown where the base number of responses is less than 10 during the period. % is calculated as Quantity/Base number\*100

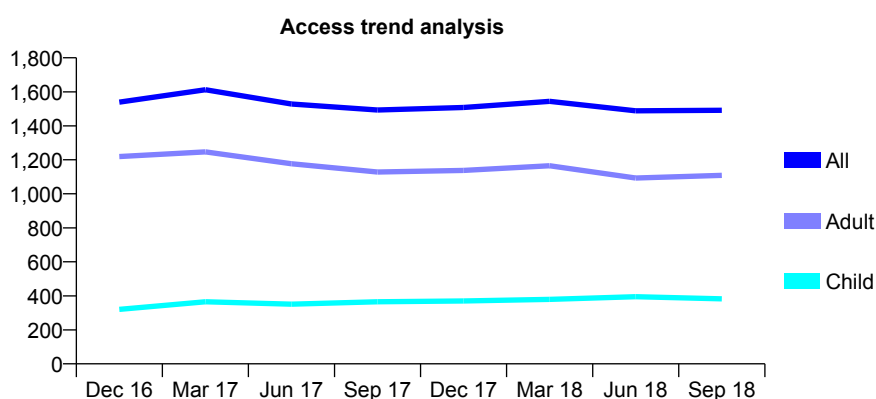
# Q68 - Vital Signs At a Glance Contract Report for 160482/0001 - September 2018

Name or company name	Mr W Clinton, Mr Y Noorani and Miss M No
Contract type name	GDS Contract
Purpose of contract	General
Contract start date	01/11/2014
Contract end date	

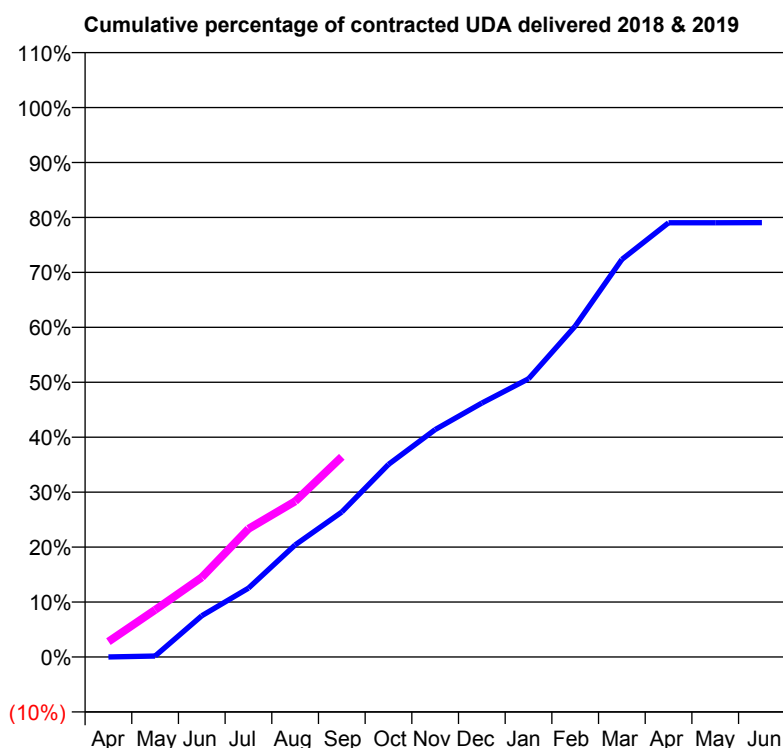
18/19 Contracted general activity (UDA)	6,187
Carry forward general activity (UDA)	0
18/19 Contracted orthodontic activity (UOA)	0
Carry forward orthodontic activity (UOA)	0
Baseline contract value	£142,722.54

## ACCESS\*

Patients seen in 24 months	Total	Change since previous quarter
Quarter ending September 2017	1,493	
Quarter ending December 2017	1,508	→
Quarter ending March 2018	1,544	↑
Quarter ending June 2018	1,488	↓
Quarter ending September 2018	1,491	→
<b>Variance since September 2017</b>	<b>(0.1%)</b>	<b>→</b>



## ACTIVITY



Adjusted Scheduled Activity (UDA)		
Month	2018	2019
April	0	173
May	11	531
June	465	898
July	776	1,444
August	1,263	1,753
September	1,633	2,254
October	2,169	
November	2,561	
December	2,859	
January	3,133	
February	3,726	
March	4,476	
April	4,890	
May	4,890	
June	4,891	

## QUALITY

	Quantity	Base Number	Contract	AT	Region	England
% of FP17s for the same patient ID Re-attending within 3 months - Children	27	310	8.7%	9.3%	11.1%	11.6%
% of FP17s for the same patient ID Re-attending within 3 months - Adults	205	891	23.0%	14.9%	15.3%	15.5%
% of FP17s for the same patient ID Re-attending between 3 & 9 months - Children	158	310	51.0%	59.8%	61.1%	58.8%
% of FP17s for the same patient ID Re-attending between 3 & 9 months - Adults	414	891	46.5%	51.6%	52.3%	51.1%
% of FP17s for Band 1 Urgent Courses	133	1,084	12.3%	9.4%	9.5%	9.0%
% of FP17s Relating to Free Repair or Replacements	43	1,084	4.0%	0.5%	0.7%	0.8%
% of FP17s Relating to Continuations	4	1,084	0.4%	0.8%	0.8%	0.9%
% of Patients satisfied with the dentistry they have received	1	2	N/A	92.5%	93.6%	93.3%
% of Patients satisfied with the time they had to wait for an appointment	2	2	N/A	89.8%	88.8%	88.9%

\* This is based on patients treated on this contract for their most recent course of treatment. Figures in italics indicate the base number of FP17s or Patient Questionnaire responses are less than 100. N/A is shown where the base number of responses is less than 10 during the period. % is calculated as Quantity/Base number\*100

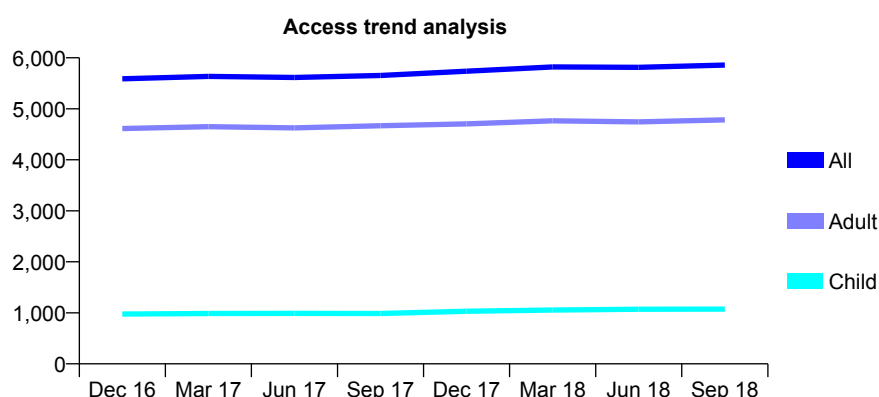
# Q68 - Vital Signs At a Glance Contract Report for 161098/0001 - September 2018

Name or company name	Mr A Fridmann and Mr A Pangotra
Contract type name	GDS Contract
Purpose of contract	General
Contract start date	17/12/2012
Contract end date	

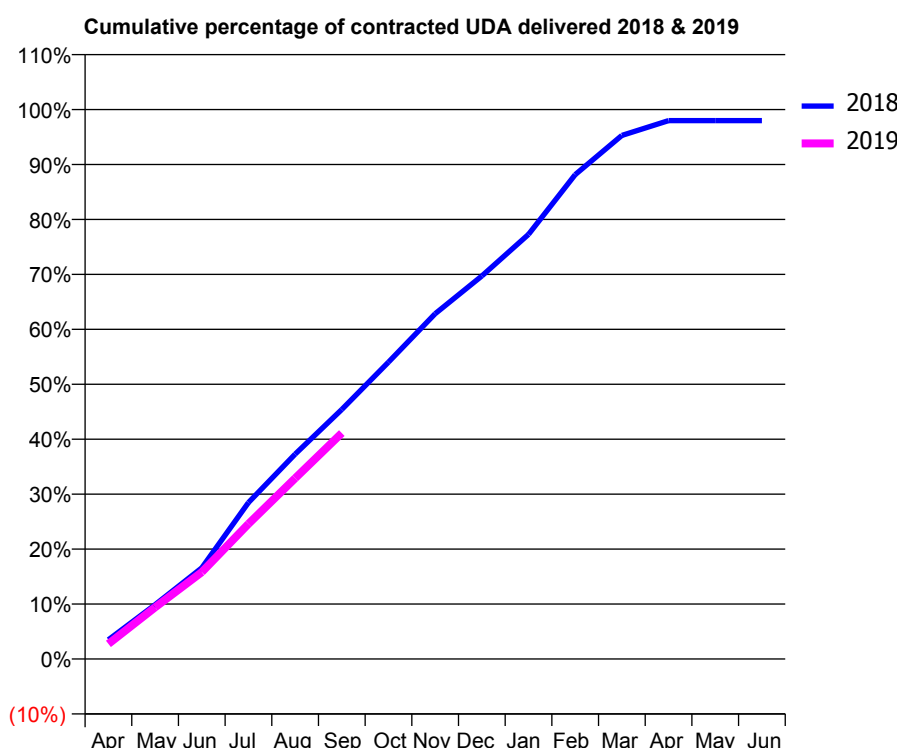
18/19 Contracted general activity (UDA)	18,150
Carry forward general activity (UDA)	367
18/19 Contracted orthodontic activity (UOA)	0
Carry forward orthodontic activity (UOA)	0
Baseline contract value	£541,666.69

## ACCESS\*

Patients seen in 24 months	Total	Change since previous quarter
Quarter ending September 2017	5,654	
Quarter ending December 2017	5,736	→
Quarter ending March 2018	5,820	→
Quarter ending June 2018	5,814	→
Quarter ending September 2018	5,858	→
<b>Variance since September 2017</b>	<b>3.6%</b>	<b>↑</b>



## ACTIVITY



Adjusted Scheduled Activity (UDA)		
Month	2018	2019
April	635	501
May	1,796	1,706
June	3,011	2,868
July	5,167	4,463
August	6,766	5,970
September	8,243	7,464
October	9,805	
November	11,406	
December	12,650	
January	14,025	
February	16,000	
March	17,294	
April	17,783	
May	17,783	
June	17,783	

## QUALITY

	Quantity	Base Number	Contract	AT	Region	England
% of FP17s for the same patient ID Re-attending within 3 months - Children	60	884	6.8%	9.3%	11.1%	11.6%
% of FP17s for the same patient ID Re-attending within 3 months - Adults	326	2,960	11.0%	14.9%	15.3%	15.5%
% of FP17s for the same patient ID Re-attending between 3 & 9 months - Children	512	884	57.9%	59.8%	61.1%	58.8%
% of FP17s for the same patient ID Re-attending between 3 & 9 months - Adults	1,119	2,960	37.8%	51.6%	52.3%	51.1%
% of FP17s for Band 1 Urgent Courses	301	3,667	8.2%	9.4%	9.5%	9.0%
% of FP17s Relating to Free Repair or Replacements	14	3,667	0.4%	0.5%	0.7%	0.8%
% of FP17s Relating to Continuations	36	3,667	1.0%	0.8%	0.8%	0.9%
% of Patients satisfied with the dentistry they have received	4	4	N/A	92.5%	93.6%	93.3%
% of Patients satisfied with the time they had to wait for an appointment	4	4	N/A	89.8%	88.8%	88.9%

\* This is based on patients treated on this contract for their most recent course of treatment. Figures in italics indicate the base number of FP17s or Patient Questionnaire responses are less than 100. N/A is shown where the base number of responses is less than 10 during the period. % is calculated as Quantity/Base number\*100



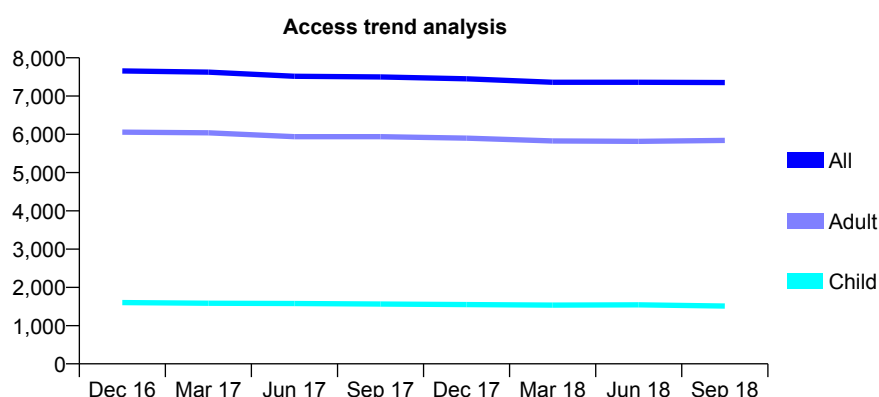
# Q68 - Vital Signs At a Glance Contract Report for 161322/0001 - September 2018

Name or company name	NORTH LAINES DENTAL PRACTICE
Contract type name	GDS Contract
Purpose of contract	General
Contract start date	01/04/2008
Contract end date	

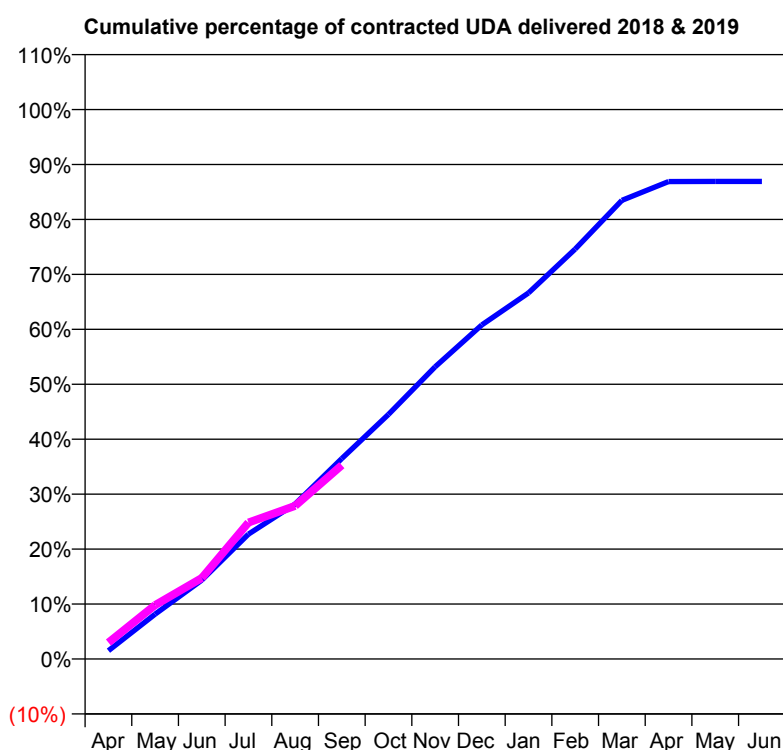
18/19 Contracted general activity (UDA)	25,769
Carry forward general activity (UDA)	0
18/19 Contracted orthodontic activity (UOA)	0
Carry forward orthodontic activity (UOA)	0
Baseline contract value	£739,768.10

## ACCESS\*

Patients seen in 24 months	Total	Change since previous quarter
Quarter ending September 2017	7,501	
Quarter ending December 2017	7,451	→
Quarter ending March 2018	7,359	↓
Quarter ending June 2018	7,359	→
Quarter ending September 2018	7,354	→
<b>Variance since September 2017</b>	<b>(2.0%)</b>	<b>↓</b>



## ACTIVITY



Adjusted Scheduled Activity (UDA)		
Month	2018	2019
April	392	773
May	2,104	2,532
June	3,702	3,801
July	5,855	6,398
August	7,270	7,185
September	9,399	9,090
October	11,471	
November	13,702	
December	15,666	
January	17,167	
February	19,227	
March	21,510	
April	22,391	
May	22,399	
June	22,399	

## QUALITY

	Quantity	Base Number	Contract	AT	Region	England
% of FP17s for the same patient ID Re-attending within 3 months - Children	112	1,079	10.4%	9.3%	11.1%	11.6%
% of FP17s for the same patient ID Re-attending within 3 months - Adults	730	3,805	19.2%	14.9%	15.3%	15.5%
% of FP17s for the same patient ID Re-attending between 3 & 9 months - Children	639	1,079	59.2%	59.8%	61.1%	58.8%
% of FP17s for the same patient ID Re-attending between 3 & 9 months - Adults	1,712	3,805	45.0%	51.6%	52.3%	51.1%
% of FP17s for Band 1 Urgent Courses	630	4,547	13.9%	9.4%	9.5%	9.0%
% of FP17s Relating to Free Repair or Replacements	29	4,547	0.6%	0.5%	0.7%	0.8%
% of FP17s Relating to Continuations	32	4,547	0.7%	0.8%	0.8%	0.9%
% of Patients satisfied with the dentistry they have received	2	2	N/A	92.5%	93.6%	93.3%
% of Patients satisfied with the time they had to wait for an appointment	1	2	N/A	89.8%	88.8%	88.9%

\* This is based on patients treated on this contract for their most recent course of treatment. Figures in italics indicate the base number of FP17s or Patient Questionnaire responses are less than 100. N/A is shown where the base number of responses is less than 10 during the period. % is calculated as Quantity/Base number\*100

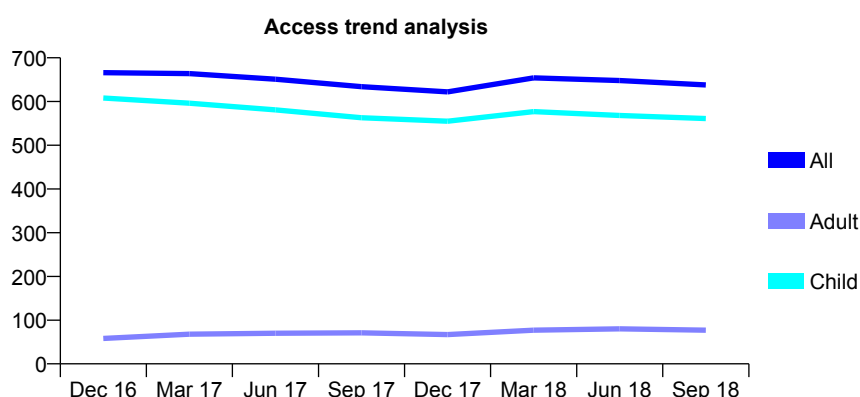
# Q68 - Vital Signs At a Glance Contract Report for 162108/0001 - September 2018

Name or company name	Mr M Clery and Ms R Amlani
Contract type name	GDS Contract
Purpose of contract	General
Contract start date	01/04/2010
Contract end date	

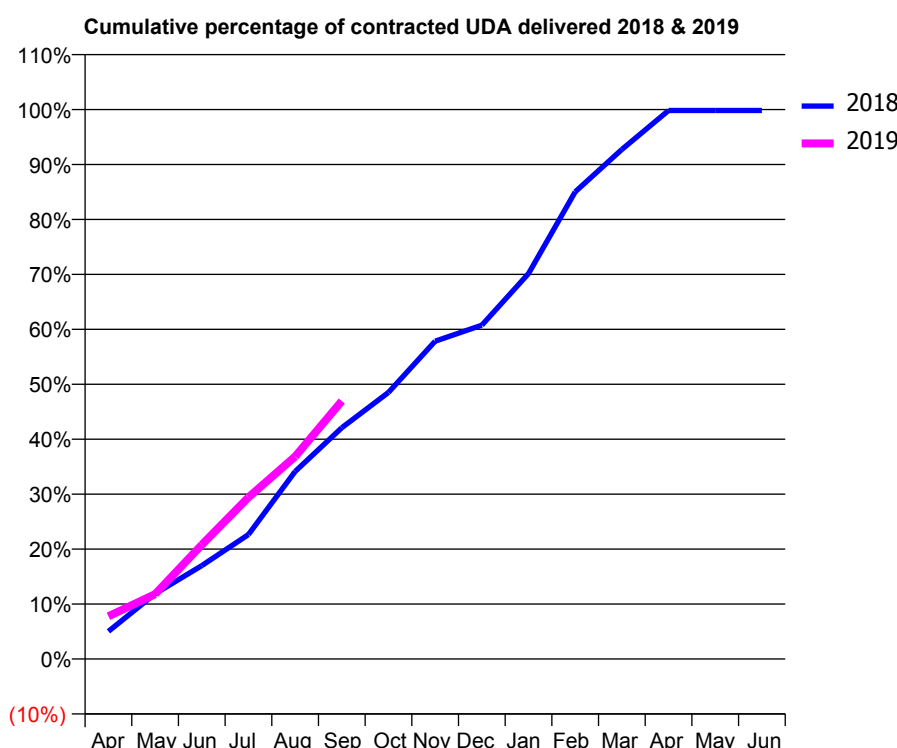
18/19 Contracted general activity (UDA)	1,170
Carry forward general activity (UDA)	2
18/19 Contracted orthodontic activity (UOA)	0
Carry forward orthodontic activity (UOA)	0
Baseline contract value	£30,144.08

## ACCESS\*

Patients seen in 24 months	Total	Change since previous quarter
Quarter ending September 2017	634	
Quarter ending December 2017	622	↓
Quarter ending March 2018	654	↑
Quarter ending June 2018	648	→
Quarter ending September 2018	638	↓
<b>Variance since September 2017</b>	<b>0.6%</b>	<b>→</b>



## ACTIVITY



Adjusted Scheduled Activity (UDA)		
Month	2018	2019
April	59	91
May	139	138
June	199	243
July	265	344
August	399	431
September	492	549
October	568	
November	677	
December	711	
January	821	
February	995	
March	1,085	
April	1,168	
May	1,168	
June	1,168	

## QUALITY

	Quantity	Base Number	Contract	AT	Region	England
% of FP17s for the same patient ID Re-attending within 3 months - Children	18	451	4.0%	9.3%	11.1%	11.6%
% of FP17s for the same patient ID Re-attending within 3 months - Adults	1	32	3.1%	14.9%	15.3%	15.5%
% of FP17s for the same patient ID Re-attending between 3 & 9 months - Children	327	451	72.5%	59.8%	61.1%	58.8%
% of FP17s for the same patient ID Re-attending between 3 & 9 months - Adults	20	32	62.5%	51.6%	52.3%	51.1%
% of FP17s for Band 1 Urgent Courses	1	449	0.2%	9.4%	9.5%	9.0%
% of FP17s Relating to Free Repair or Replacements	0	449	0.0%	0.5%	0.7%	0.8%
% of FP17s Relating to Continuations	0	449	0.0%	0.8%	0.8%	0.9%
% of Patients satisfied with the dentistry they have received	0	0	N/A	92.5%	93.6%	93.3%
% of Patients satisfied with the time they had to wait for an appointment	0	0	N/A	89.8%	88.8%	88.9%

\* This is based on patients treated on this contract for their most recent course of treatment. Figures in italics indicate the base number of FP17s or Patient Questionnaire responses are less than 100. N/A is shown where the base number of responses is less than 10 during the period. % is calculated as Quantity/Base number\*100

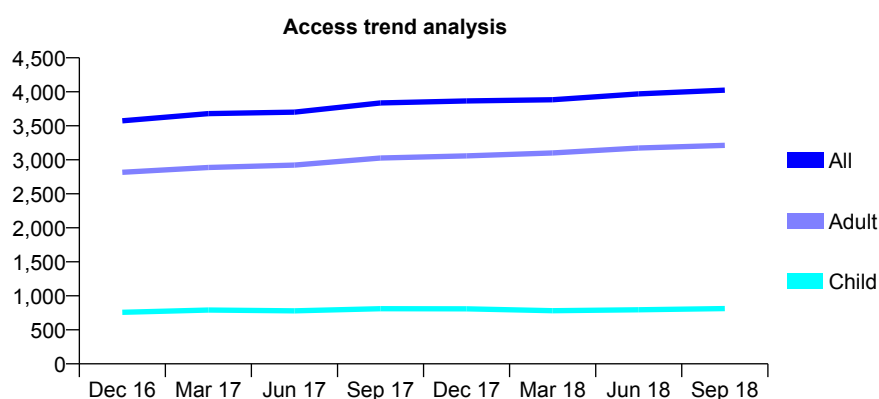
# Q68 - Vital Signs At a Glance Contract Report for 162434/0001 - September 2018

Name or company name	Mr A Eyrumlu, Mr M Eyrumlu & Mr M Darat
Contract type name	GDS Contract
Purpose of contract	General
Contract start date	01/08/2014
Contract end date	

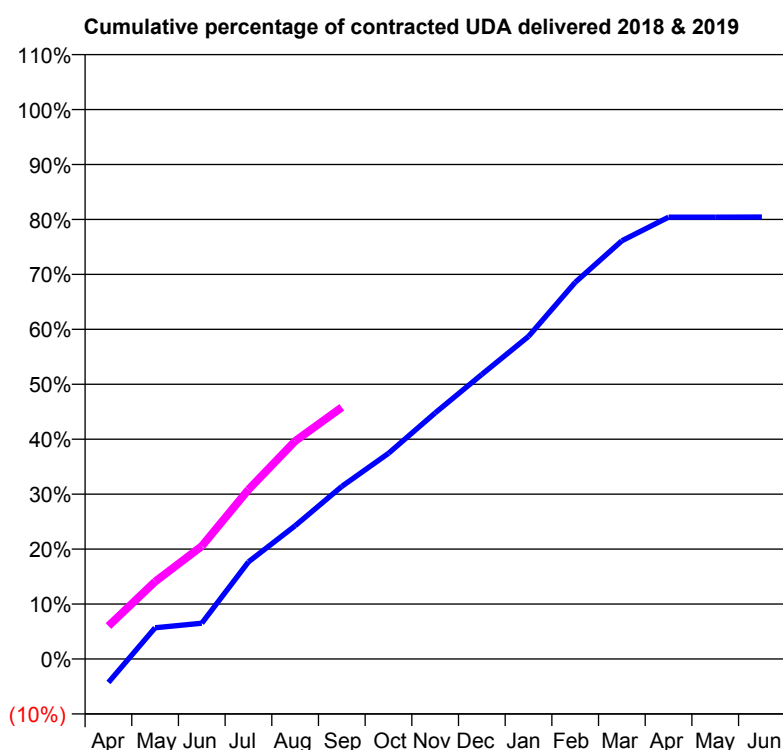
18/19 Contracted general activity (UDA)	13,000
Carry forward general activity (UDA)	0
18/19 Contracted orthodontic activity (UOA)	0
Carry forward orthodontic activity (UOA)	0
Baseline contract value	£363,433.08

## ACCESS\*

Patients seen in 24 months	Total	Change since previous quarter
Quarter ending September 2017	3,837	
Quarter ending December 2017	3,866	→
Quarter ending March 2018	3,883	→
Quarter ending June 2018	3,969	↑
Quarter ending September 2018	4,025	→
<b>Variance since September 2017</b>	<b>4.9%</b>	<b>↑</b>



## ACTIVITY



Adjusted Scheduled Activity (UDA)		
Month	2018	2019
April	-514	780
May	684	1,832
June	782	2,671
July	2,122	4,009
August	2,910	5,157
September	3,770	5,954
October	4,493	
November	5,374	
December	6,214	
January	7,046	
February	8,224	
March	9,135	
April	9,649	
May	9,649	
June	9,651	

## QUALITY

	Quantity	Base Number	Contract	AT	Region	England
% of FP17s for the same patient ID Re-attending within 3 months - Children	40	592	6.8%	9.3%	11.1%	11.6%
% of FP17s for the same patient ID Re-attending within 3 months - Adults	424	2,313	18.3%	14.9%	15.3%	15.5%
% of FP17s for the same patient ID Re-attending between 3 & 9 months - Children	350	592	59.1%	59.8%	61.1%	58.8%
% of FP17s for the same patient ID Re-attending between 3 & 9 months - Adults	1,182	2,313	51.1%	51.6%	52.3%	51.1%
% of FP17s for Band 1 Urgent Courses	166	2,698	6.2%	9.4%	9.5%	9.0%
% of FP17s Relating to Free Repair or Replacements	22	2,698	0.8%	0.5%	0.7%	0.8%
% of FP17s Relating to Continuations	128	2,698	4.7%	0.8%	0.8%	0.9%
% of Patients satisfied with the dentistry they have received	5	5	N/A	92.5%	93.6%	93.3%
% of Patients satisfied with the time they had to wait for an appointment	4	5	N/A	89.8%	88.8%	88.9%

\* This is based on patients treated on this contract for their most recent course of treatment. Figures in italics indicate the base number of FP17s or Patient Questionnaire responses are less than 100. N/A is shown where the base number of responses is less than 10 during the period. % is calculated as Quantity/Base number\*100

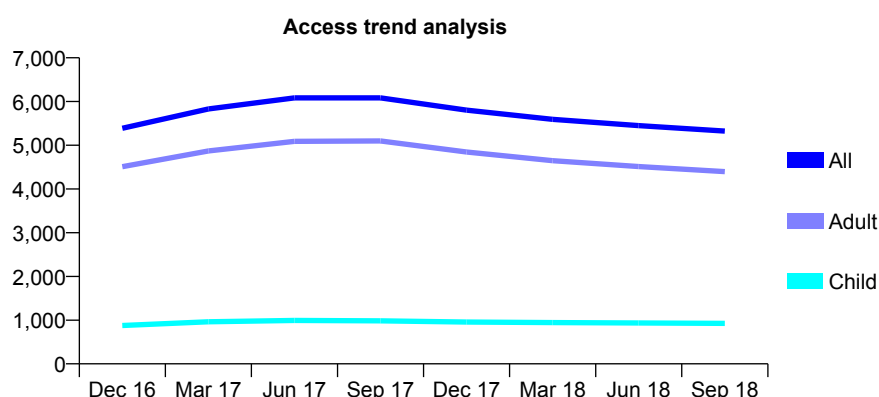
# Q68 - Vital Signs At a Glance Contract Report for 162531/0001 - September 2018

Name or company name	The Dental Surgery Partnership
Contract type name	GDS Contract
Purpose of contract	General
Contract start date	01/08/2015
Contract end date	

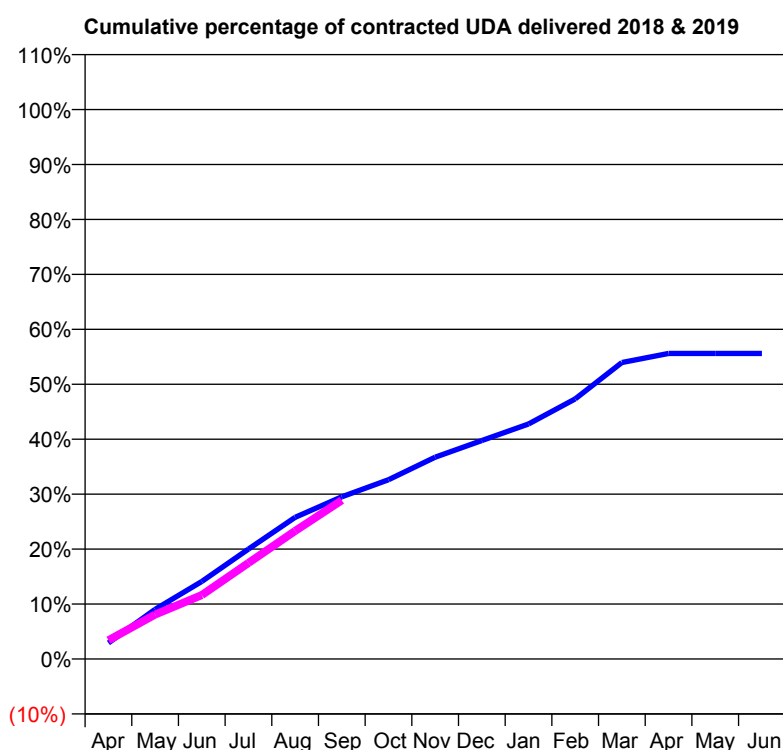
18/19 Contracted general activity (UDA)	21,012
Carry forward general activity (UDA)	0
18/19 Contracted orthodontic activity (UOA)	0
Carry forward orthodontic activity (UOA)	0
Baseline contract value	£545,842.91

## ACCESS\*

Patients seen in 24 months	Total	Change since previous quarter
Quarter ending September 2017	6,083	
Quarter ending December 2017	5,803	↓
Quarter ending March 2018	5,591	↓
Quarter ending June 2018	5,449	↓
Quarter ending September 2018	5,323	↓
<b>Variance since September 2017</b>	<b>(12.5%)</b>	<b>↓</b>



## ACTIVITY



Adjusted Scheduled Activity (UDA)		
Month	2018	2019
April	615	716
May	1,900	1,703
June	2,965	2,446
July	4,203	3,676
August	5,418	4,899
September	6,203	6,068
October	6,858	
November	7,719	
December	8,356	
January	8,987	
February	9,946	
March	11,335	
April	11,685	
May	11,685	
June	11,685	

## QUALITY

	Quantity	Base Number	Contract	AT	Region	England
% of FP17s for the same patient ID Re-attending within 3 months - Children	31	545	5.7%	9.3%	11.1%	11.6%
% of FP17s for the same patient ID Re-attending within 3 months - Adults	292	2,431	12.0%	14.9%	15.3%	15.5%
% of FP17s for the same patient ID Re-attending between 3 & 9 months - Children	258	545	47.3%	59.8%	61.1%	58.8%
% of FP17s for the same patient ID Re-attending between 3 & 9 months - Adults	1,028	2,431	42.3%	51.6%	52.3%	51.1%
% of FP17s for Band 1 Urgent Courses	267	2,834	9.4%	9.4%	9.5%	9.0%
% of FP17s Relating to Free Repair or Replacements	17	2,834	0.6%	0.5%	0.7%	0.8%
% of FP17s Relating to Continuations	13	2,834	0.5%	0.8%	0.8%	0.9%
% of Patients satisfied with the dentistry they have received	2	2	N/A	92.5%	93.6%	93.3%
% of Patients satisfied with the time they had to wait for an appointment	2	2	N/A	89.8%	88.8%	88.9%

\* This is based on patients treated on this contract for their most recent course of treatment. Figures in italics indicate the base number of FP17s or Patient Questionnaire responses are less than 100. N/A is shown where the base number of responses is less than 10 during the period. % is calculated as Quantity/Base number\*100

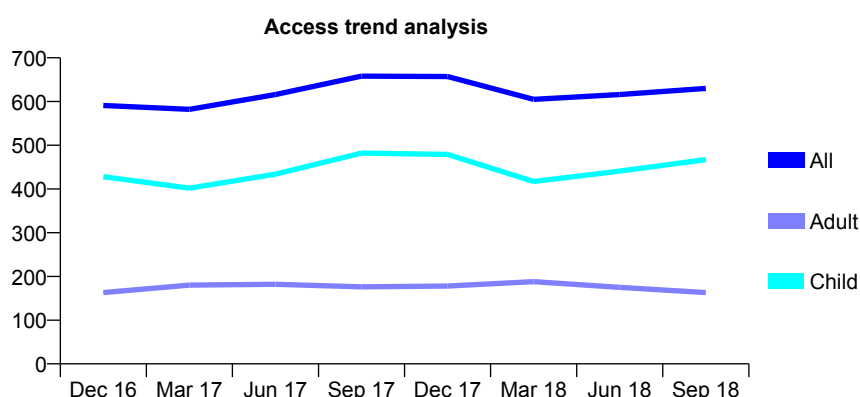
## Q68 - Vital Signs At a Glance Contract Report for 162639/0001 - September 2018

Name or company name	MR M SEIFOURI
Contract type name	GDS Contract
Purpose of contract	General
Contract start date	01/09/2015
Contract end date	

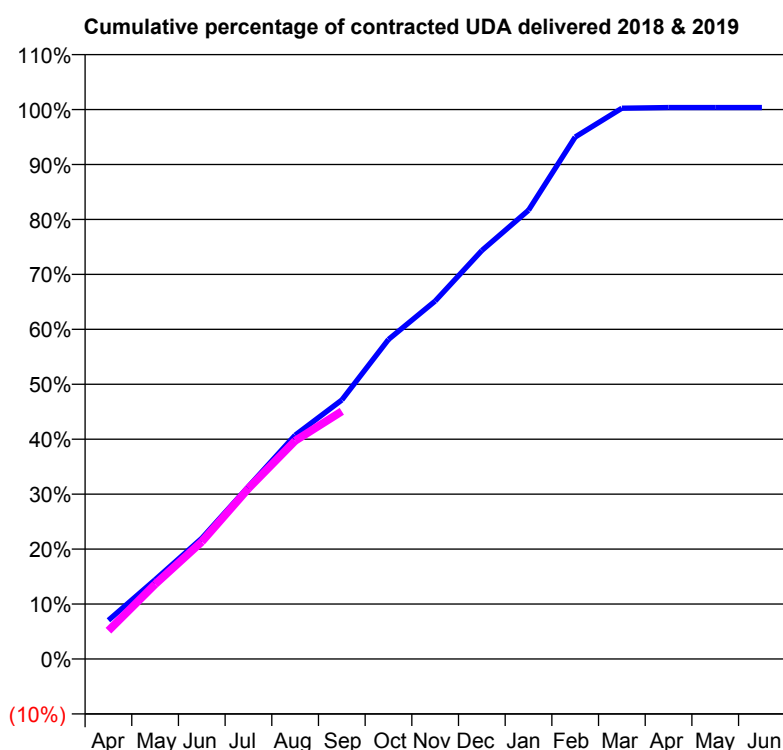
18/19 Contracted general activity (UDA)	1,434
Carry forward general activity (UDA)	0
18/19 Contracted orthodontic activity (UOA)	0
Carry forward orthodontic activity (UOA)	0
Baseline contract value	£33,077.31

### ACCESS\*

Patients seen in 24 months	Total	Change since previous quarter
Quarter ending September 2017	658	
Quarter ending December 2017	657	→
Quarter ending March 2018	605	↓
Quarter ending June 2018	616	→
Quarter ending September 2018	630	↑
<b>Variance since September 2017</b>	<b>(4.3%)</b>	<b>↓</b>



### ACTIVITY



Adjusted Scheduled Activity (UDA)		
Month	2018	2019
April	101	74
May	207	195
June	315	306
July	450	445
August	584	569
September	676	646
October	834	
November	934	
December	1,066	
January	1,171	
February	1,362	
March	1,437	
April	1,439	
May	1,439	
June	1,439	

### QUALITY

	Quantity	Base Number	Contract	AT	Region	England
% of FP17s for the same patient ID Re-attending within 3 months - Children	10	399	2.5%	9.3%	11.1%	11.6%
% of FP17s for the same patient ID Re-attending within 3 months - Adults	6	71	8.5%	14.9%	15.3%	15.5%
% of FP17s for the same patient ID Re-attending between 3 & 9 months - Children	214	399	53.6%	59.8%	61.1%	58.8%
% of FP17s for the same patient ID Re-attending between 3 & 9 months - Adults	19	71	26.8%	51.6%	52.3%	51.1%
% of FP17s for Band 1 Urgent Courses	2	468	0.4%	9.4%	9.5%	9.0%
% of FP17s Relating to Free Repair or Replacements	0	468	0.0%	0.5%	0.7%	0.8%
% of FP17s Relating to Continuations	0	468	0.0%	0.8%	0.8%	0.9%
% of Patients satisfied with the dentistry they have received	0	0	N/A	92.5%	93.6%	93.3%
% of Patients satisfied with the time they had to wait for an appointment	0	0	N/A	89.8%	88.8%	88.9%

\* This is based on patients treated on this contract for their most recent course of treatment. Figures in italics indicate the base number of FP17s or Patient Questionnaire responses are less than 100. N/A is shown where the base number of responses is less than 10 during the period. % is calculated as Quantity/Base number\*100

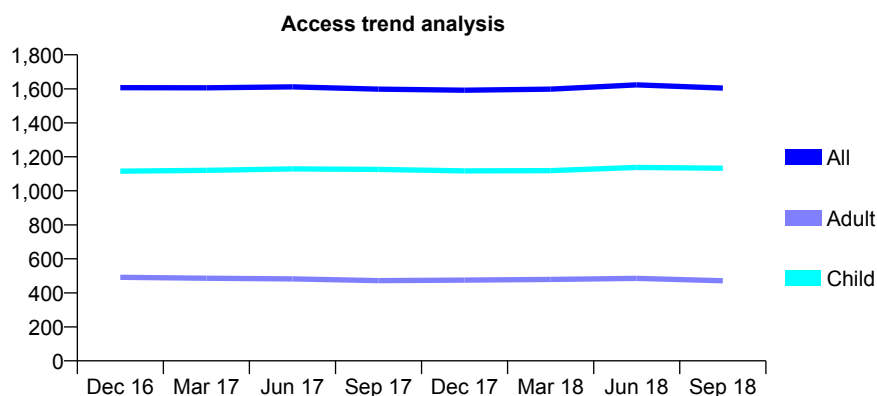
## Q68 - Vital Signs At a Glance Contract Report for 163430/0001 - September 2018

Name or company name	Ashley Dental Ltd
Contract type name	GDS Contract
Purpose of contract	General
Contract start date	01/04/2013
Contract end date	

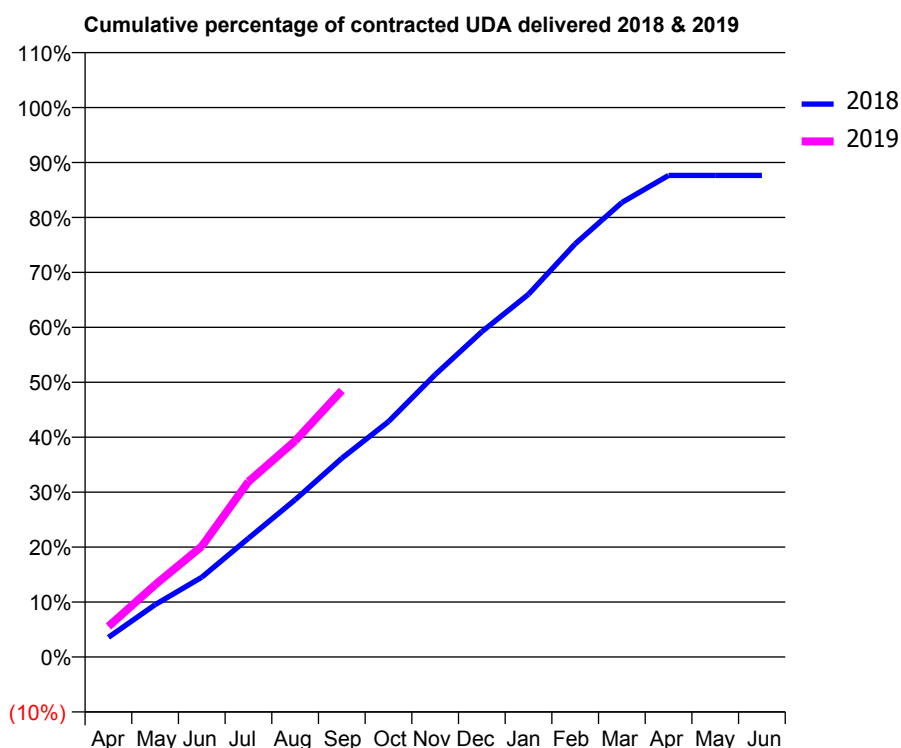
18/19 Contracted general activity (UDA)	3,896
Carry forward general activity (UDA)	0
18/19 Contracted orthodontic activity (UOA)	0
Carry forward orthodontic activity (UOA)	0
Baseline contract value	£97,347.99

### ACCESS\*

Patients seen in 24 months	Total	Change since previous quarter
Quarter ending September 2017	1,598	
Quarter ending December 2017	1,592	→
Quarter ending March 2018	1,598	→
Quarter ending June 2018	1,623	→
Quarter ending September 2018	1,604	↓
<b>Variance since September 2017</b>	<b>0.4%</b>	<b>→</b>



### ACTIVITY



Adjusted Scheduled Activity (UDA)		
Month	2018	2019
April	140	217
May	371	512
June	565	786
July	842	1,244
August	1,115	1,532
September	1,409	1,889
October	1,669	
November	2,002	
December	2,306	
January	2,572	
February	2,930	
March	3,223	
April	3,415	
May	3,415	
June	3,415	

### QUALITY

	Quantity	Base Number	Contract	AT	Region	England
% of FP17s for the same patient ID Re-attending within 3 months - Children	37	867	4.3%	9.3%	11.1%	11.6%
% of FP17s for the same patient ID Re-attending within 3 months - Adults	48	255	18.8%	14.9%	15.3%	15.5%
% of FP17s for the same patient ID Re-attending between 3 & 9 months - Children	475	867	54.8%	59.8%	61.1%	58.8%
% of FP17s for the same patient ID Re-attending between 3 & 9 months - Adults	106	255	41.6%	51.6%	52.3%	51.1%
% of FP17s for Band 1 Urgent Courses	28	1,052	2.7%	9.4%	9.5%	9.0%
% of FP17s Relating to Free Repair or Replacements	1	1,052	0.1%	0.5%	0.7%	0.8%
% of FP17s Relating to Continuations	2	1,052	0.2%	0.8%	0.8%	0.9%
% of Patients satisfied with the dentistry they have received	1	1	N/A	92.5%	93.6%	93.3%
% of Patients satisfied with the time they had to wait for an appointment	1	1	N/A	89.8%	88.8%	88.9%

\* This is based on patients treated on this contract for their most recent course of treatment. Figures in italics indicate the base number of FP17s or Patient Questionnaire responses are less than 100. N/A is shown where the base number of responses is less than 10 during the period. % is calculated as Quantity/Base number\*100

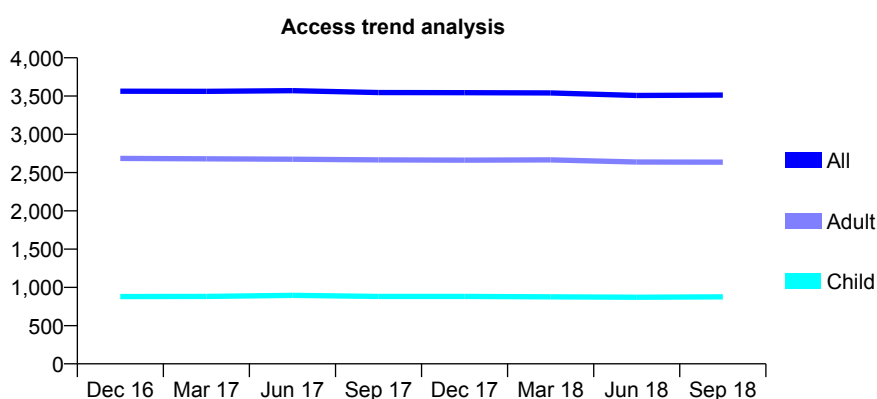
## Q68 - Vital Signs At a Glance Contract Report for 164550/0001 - September 2018

Name or company name	Mr R Pant & Mrs R Pant
Contract type name	GDS Contract
Purpose of contract	General
Contract start date	01/04/2012
Contract end date	

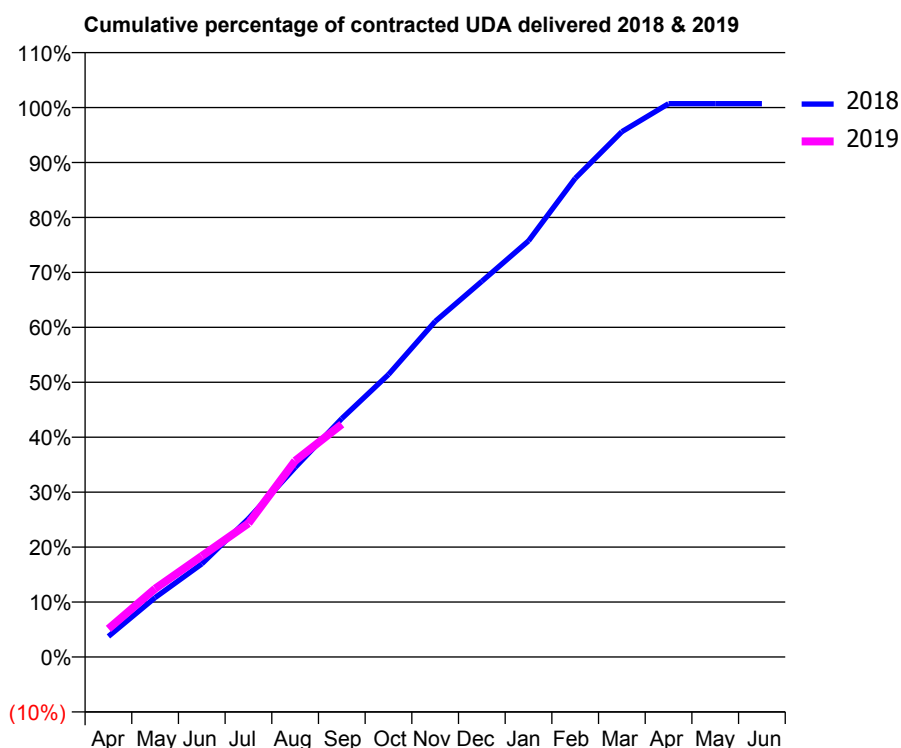
18/19 Contracted general activity (UDA)	13,273
Carry forward general activity (UDA)	0
18/19 Contracted orthodontic activity (UOA)	0
Carry forward orthodontic activity (UOA)	0
Baseline contract value	£410,437.21

### ACCESS\*

Patients seen in 24 months	Total	Change since previous quarter
Quarter ending September 2017	3,546	
Quarter ending December 2017	3,544	→
Quarter ending March 2018	3,540	→
Quarter ending June 2018	3,508	→
Quarter ending September 2018	3,512	→
<b>Variance since September 2017</b>	<b>(1.0%)</b>	→



### ACTIVITY



Adjusted Scheduled Activity (UDA)		
Month	2018	2019
April	497	683
May	1,434	1,652
June	2,250	2,440
July	3,341	3,229
August	4,577	4,740
September	5,760	5,622
October	6,822	
November	8,105	
December	9,075	
January	10,052	
February	11,562	
March	12,689	
April	13,365	
May	13,364	
June	13,364	

### QUALITY

	Quantity	Base Number	Contract	AT	Region	England
% of FP17s for the same patient ID Re-attending within 3 months - Children	37	738	5.0%	9.3%	11.1%	11.6%
% of FP17s for the same patient ID Re-attending within 3 months - Adults	250	2,255	11.1%	14.9%	15.3%	15.5%
% of FP17s for the same patient ID Re-attending between 3 & 9 months - Children	558	738	75.6%	59.8%	61.1%	58.8%
% of FP17s for the same patient ID Re-attending between 3 & 9 months - Adults	1,741	2,255	77.2%	51.6%	52.3%	51.1%
% of FP17s for Band 1 Urgent Courses	150	2,743	5.5%	9.4%	9.5%	9.0%
% of FP17s Relating to Free Repair or Replacements	35	2,743	1.3%	0.5%	0.7%	0.8%
% of FP17s Relating to Continuations	4	2,743	0.1%	0.8%	0.8%	0.9%
% of Patients satisfied with the dentistry they have received	4	4	N/A	92.5%	93.6%	93.3%
% of Patients satisfied with the time they had to wait for an appointment	3	4	N/A	89.8%	88.8%	88.9%

\* This is based on patients treated on this contract for their most recent course of treatment. Figures in italics indicate the base number of FP17s or Patient Questionnaire responses are less than 100. N/A is shown where the base number of responses is less than 10 during the period. % is calculated as Quantity/Base number\*100



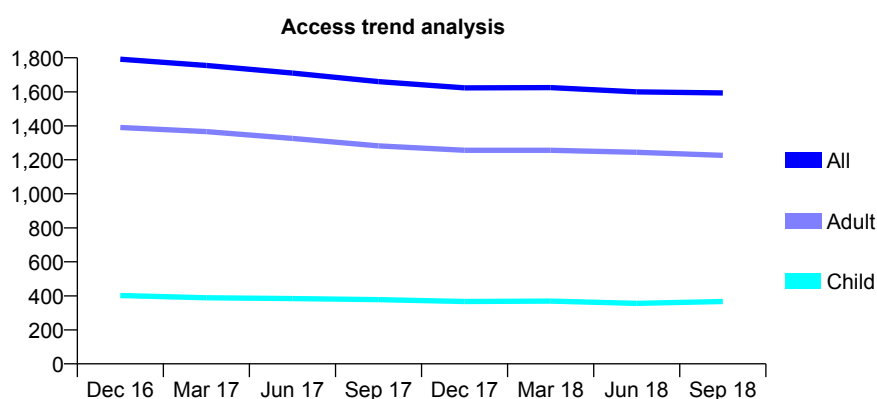
## Q68 - Vital Signs At a Glance Contract Report for 164747/0001 - September 2018

Name or company name	Ferring Dental Practice Ltd
Contract type name	GDS Contract
Purpose of contract	General
Contract start date	01/11/2011
Contract end date	

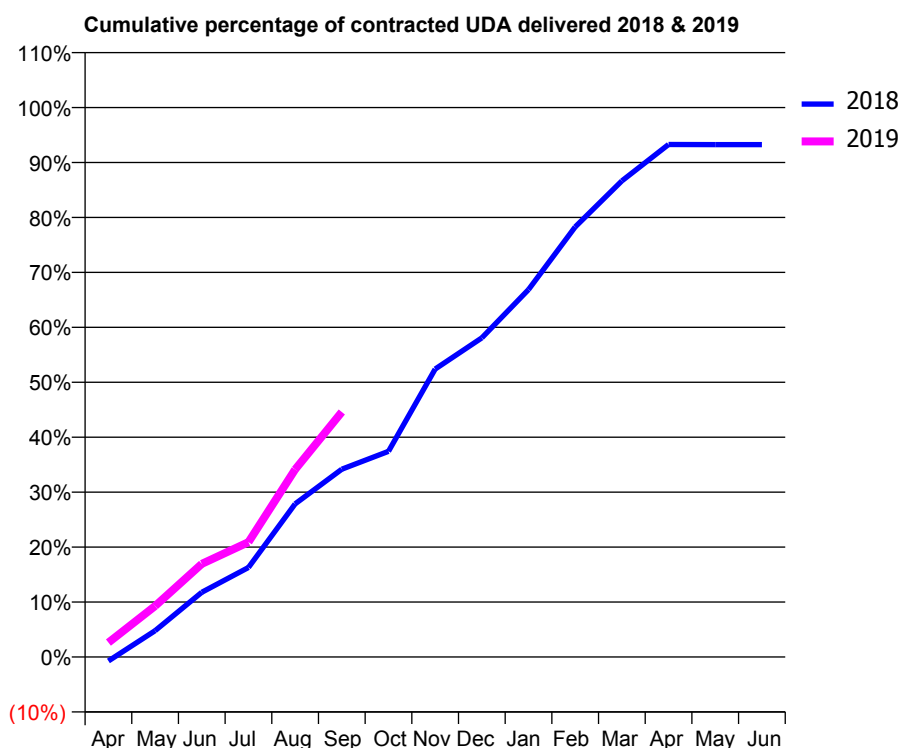
18/19 Contracted general activity (UDA)	5,726
Carry forward general activity (UDA)	0
18/19 Contracted orthodontic activity (UOA)	0
Carry forward orthodontic activity (UOA)	0
Baseline contract value	£141,588.81

### ACCESS\*

Patients seen in 24 months	Total	Change since previous quarter
Quarter ending September 2017	1,660	
Quarter ending December 2017	1,623	↓
Quarter ending March 2018	1,625	→
Quarter ending June 2018	1,600	↓
Quarter ending September 2018	1,593	→
<b>Variance since September 2017</b>	<b>(4.0%)</b>	<b>↓</b>



### ACTIVITY



Adjusted Scheduled Activity (UDA)		
Month	2018	2019
April	-43	150
May	274	532
June	675	971
July	933	1,196
August	1,595	1,954
September	1,957	2,553
October	2,143	
November	3,001	
December	3,326	
January	3,829	
February	4,481	
March	4,961	
April	5,341	
May	5,339	
June	5,340	

### QUALITY

	Quantity	Base Number	Contract	AT	Region	England
% of FP17s for the same patient ID Re-attending within 3 months - Children	16	296	5.4%	9.3%	11.1%	11.6%
% of FP17s for the same patient ID Re-attending within 3 months - Adults	169	1,047	16.1%	14.9%	15.3%	15.5%
% of FP17s for the same patient ID Re-attending between 3 & 9 months - Children	201	296	67.9%	59.8%	61.1%	58.8%
% of FP17s for the same patient ID Re-attending between 3 & 9 months - Adults	712	1,047	68.0%	51.6%	52.3%	51.1%
% of FP17s for Band 1 Urgent Courses	121	1,220	9.9%	9.4%	9.5%	9.0%
% of FP17s Relating to Free Repair or Replacements	3	1,220	0.2%	0.5%	0.7%	0.8%
% of FP17s Relating to Continuations	4	1,220	0.3%	0.8%	0.8%	0.9%
% of Patients satisfied with the dentistry they have received	6	6	N/A	92.5%	93.6%	93.3%
% of Patients satisfied with the time they had to wait for an appointment	6	6	N/A	89.8%	88.8%	88.9%

\* This is based on patients treated on this contract for their most recent course of treatment. Figures in italics indicate the base number of FP17s or Patient Questionnaire responses are less than 100. N/A is shown where the base number of responses is less than 10 during the period. % is calculated as Quantity/Base number\*100

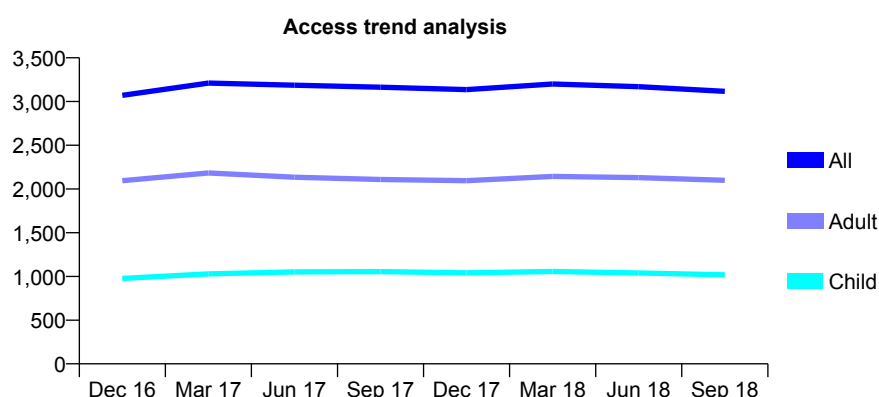
# Q68 - Vital Signs At a Glance Contract Report for 165786/0001 - September 2018

Name or company name	Mr A Mykoniatis and Mr S Kolonidis
Contract type name	GDS Contract
Purpose of contract	General
Contract start date	06/04/2015
Contract end date	

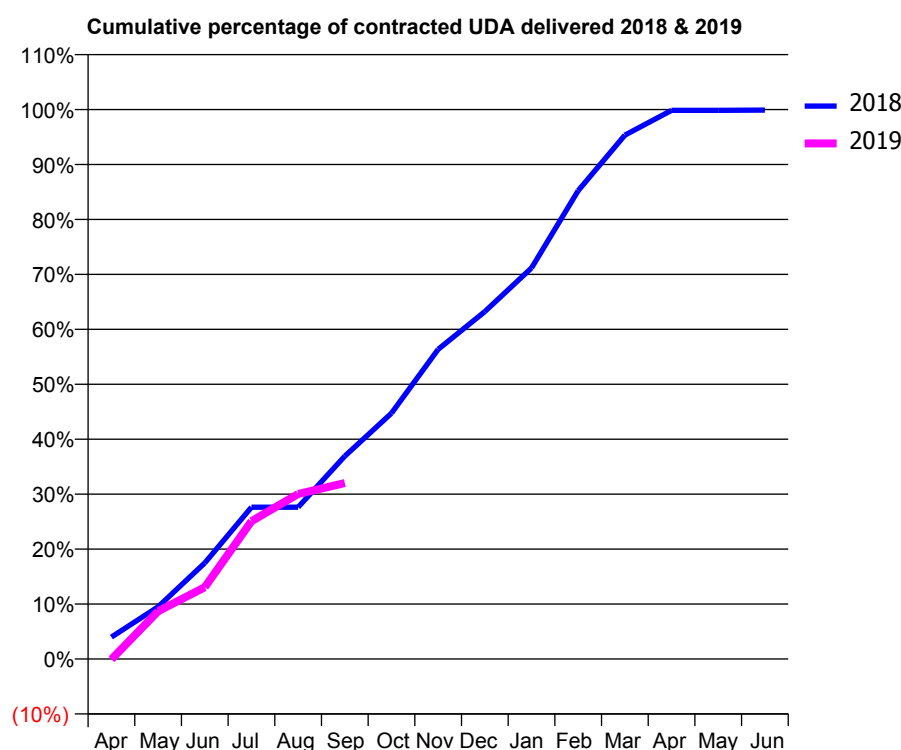
18/19 Contracted general activity (UDA)	12,500
Carry forward general activity (UDA)	12
18/19 Contracted orthodontic activity (UOA)	0
Carry forward orthodontic activity (UOA)	0
Baseline contract value	£293,068.13

## ACCESS\*

Patients seen in 24 months	Total	Change since previous quarter
Quarter ending September 2017	3,163	
Quarter ending December 2017	3,136	→
Quarter ending March 2018	3,200	↑
Quarter ending June 2018	3,170	→
Quarter ending September 2018	3,117	↓
<b>Variance since September 2017</b>	<b>(1.5%)</b>	<b>↓</b>



## ACTIVITY



Adjusted Scheduled Activity (UDA)		
Month	2018	2019
April	500	-12
May	1,188	1,087
June	2,185	1,632
July	3,454	3,135
August	3,454	3,753
September	4,615	4,004
October	5,592	
November	7,045	
December	7,904	
January	8,896	
February	10,654	
March	11,917	
April	12,480	
May	12,481	
June	12,488	

## QUALITY

	Quantity	Base Number	Contract	AT	Region	England
% of FP17s for the same patient ID Re-attending within 3 months - Children	37	707	5.2%	9.3%	11.1%	11.6%
% of FP17s for the same patient ID Re-attending within 3 months - Adults	177	1,370	12.9%	14.9%	15.3%	15.5%
% of FP17s for the same patient ID Re-attending between 3 & 9 months - Children	516	707	73.0%	59.8%	61.1%	58.8%
% of FP17s for the same patient ID Re-attending between 3 & 9 months - Adults	918	1,370	67.0%	51.6%	52.3%	51.1%
% of FP17s for Band 1 Urgent Courses	150	1,850	8.1%	9.4%	9.5%	9.0%
% of FP17s Relating to Free Repair or Replacements	10	1,850	0.5%	0.5%	0.7%	0.8%
% of FP17s Relating to Continuations	1	1,850	0.1%	0.8%	0.8%	0.9%
% of Patients satisfied with the dentistry they have received	0	0	N/A	92.5%	93.6%	93.3%
% of Patients satisfied with the time they had to wait for an appointment	0	0	N/A	89.8%	88.8%	88.9%

\* This is based on patients treated on this contract for their most recent course of treatment. Figures in italics indicate the base number of FP17s or Patient Questionnaire responses are less than 100. N/A is shown where the base number of responses is less than 10 during the period. % is calculated as Quantity/Base number\*100

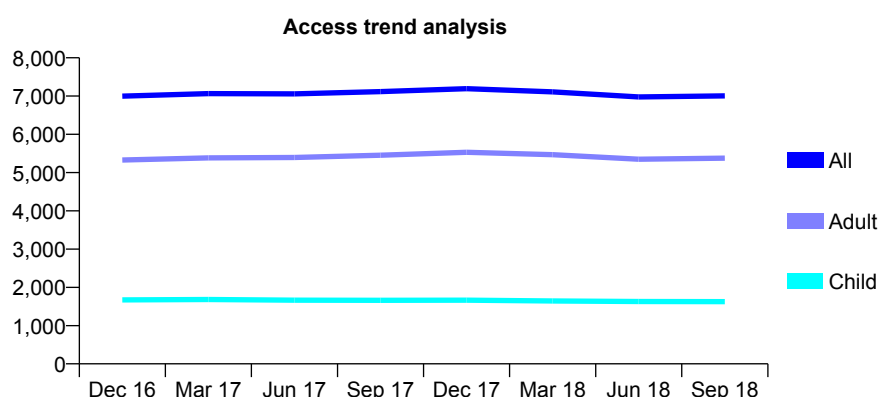
# Q68 - Vital Signs At a Glance Contract Report for 166030/0001 - September 2018

Name or company name	Cranleigh Practice Ltd
Contract type name	GDS Contract
Purpose of contract	General
Contract start date	01/04/2008
Contract end date	

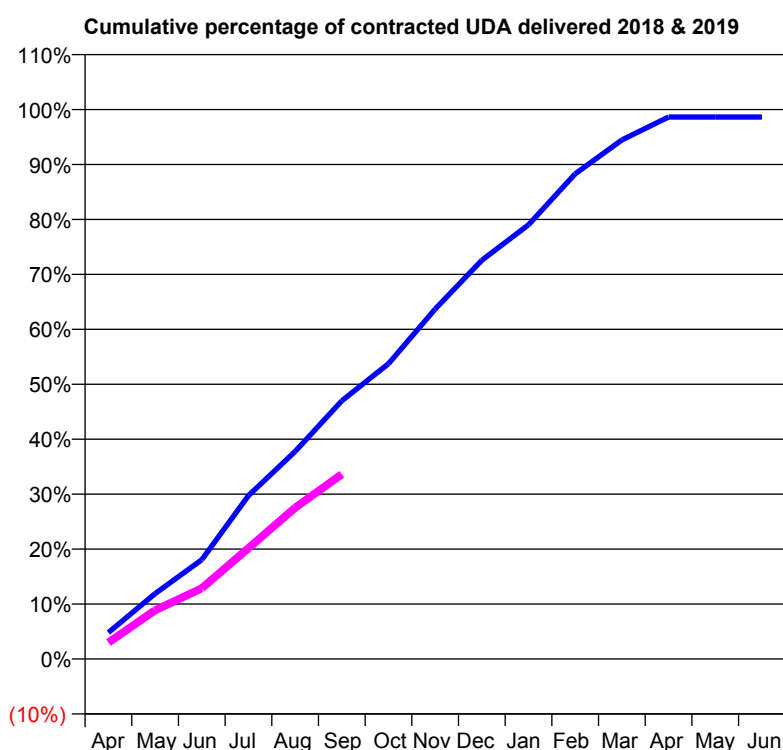
18/19 Contracted general activity (UDA)	18,581
Carry forward general activity (UDA)	129
18/19 Contracted orthodontic activity (UOA)	0
Carry forward orthodontic activity (UOA)	0
Baseline contract value	£493,226.60

## ACCESS\*

Patients seen in 24 months	Total	Change since previous quarter
Quarter ending September 2017	7,116	
Quarter ending December 2017	7,194	→
Quarter ending March 2018	7,110	↓
Quarter ending June 2018	6,978	↓
Quarter ending September 2018	7,004	→
<b>Variance since September 2017</b>	<b>(1.6%)</b>	<b>↓</b>



## ACTIVITY



Adjusted Scheduled Activity (UDA)		
Month	2018	2019
April	894	556
May	2,211	1,648
June	3,355	2,391
July	5,525	3,751
August	7,020	5,117
September	8,733	6,246
October	9,987	
November	11,834	
December	13,484	
January	14,685	
February	16,406	
March	17,553	
April	18,325	
May	18,325	
June	18,325	

## QUALITY

	Quantity	Base Number	Contract	AT	Region	England
% of FP17s for the same patient ID Re-attending within 3 months - Children	37	1,083	3.4%	9.3%	11.1%	11.6%
% of FP17s for the same patient ID Re-attending within 3 months - Adults	251	3,548	7.1%	14.9%	15.3%	15.5%
% of FP17s for the same patient ID Re-attending between 3 & 9 months - Children	732	1,083	67.6%	59.8%	61.1%	58.8%
% of FP17s for the same patient ID Re-attending between 3 & 9 months - Adults	2,388	3,548	67.3%	51.6%	52.3%	51.1%
% of FP17s for Band 1 Urgent Courses	202	4,152	4.9%	9.4%	9.5%	9.0%
% of FP17s Relating to Free Repair or Replacements	3	4,152	0.1%	0.5%	0.7%	0.8%
% of FP17s Relating to Continuations	45	4,152	1.1%	0.8%	0.8%	0.9%
% of Patients satisfied with the dentistry they have received	2	2	N/A	92.5%	93.6%	93.3%
% of Patients satisfied with the time they had to wait for an appointment	2	2	N/A	89.8%	88.8%	88.9%

\* This is based on patients treated on this contract for their most recent course of treatment. Figures in italics indicate the base number of FP17s or Patient Questionnaire responses are less than 100. N/A is shown where the base number of responses is less than 10 during the period. % is calculated as Quantity/Base number\*100

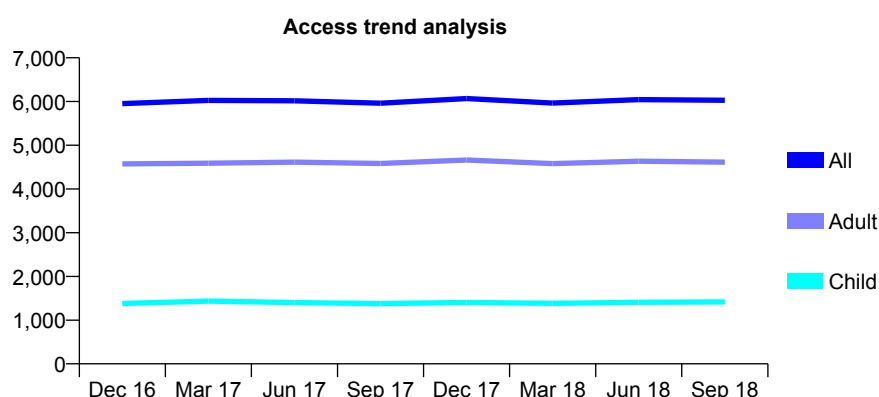
# Q68 - Vital Signs At a Glance Contract Report for 166782/0001 - September 2018

Name or company name	Alfa Dental Ltd
Contract type name	GDS Contract
Purpose of contract	General
Contract start date	01/08/2007
Contract end date	

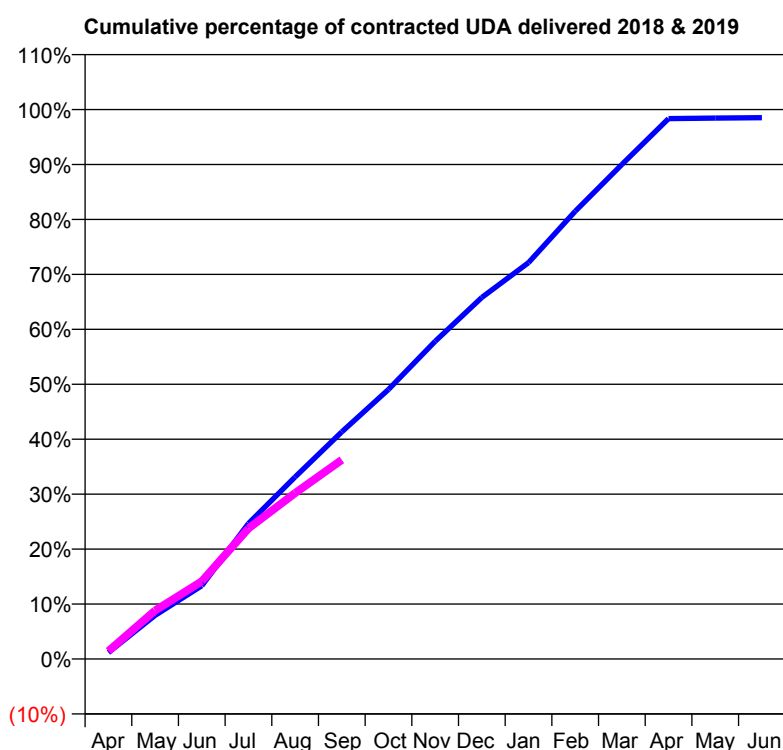
18/19 Contracted general activity (UDA)	20,646
Carry forward general activity (UDA)	306
18/19 Contracted orthodontic activity (UOA)	0
Carry forward orthodontic activity (UOA)	0
Baseline contract value	£638,116.10

## ACCESS\*

Patients seen in 24 months	Total	Change since previous quarter
Quarter ending September 2017	5,960	
Quarter ending December 2017	6,068	→
Quarter ending March 2018	5,963	↓
Quarter ending June 2018	6,045	→
Quarter ending September 2018	6,030	→
<b>Variance since September 2017</b>	<b>1.2%</b>	<b>→</b>



## ACTIVITY



Adjusted Scheduled Activity (UDA)		
Month	2018	2019
April	241	298
May	1,639	1,822
June	2,751	2,919
July	5,095	4,908
August	6,839	6,233
September	8,534	7,483
October	10,126	
November	11,936	
December	13,587	
January	14,891	
February	16,820	
March	18,580	
April	20,301	
May	20,321	
June	20,339	

## QUALITY

	Quantity	Base Number	Contract	AT	Region	England
% of FP17s for the same patient ID Re-attending within 3 months - Children	70	902	7.8%	9.3%	11.1%	11.6%
% of FP17s for the same patient ID Re-attending within 3 months - Adults	324	2,651	12.2%	14.9%	15.3%	15.5%
% of FP17s for the same patient ID Re-attending between 3 & 9 months - Children	433	902	48.0%	59.8%	61.1%	58.8%
% of FP17s for the same patient ID Re-attending between 3 & 9 months - Adults	1,208	2,651	45.6%	51.6%	52.3%	51.1%
% of FP17s for Band 1 Urgent Courses	343	3,141	10.9%	9.4%	9.5%	9.0%
% of FP17s Relating to Free Repair or Replacements	9	3,141	0.3%	0.5%	0.7%	0.8%
% of FP17s Relating to Continuations	16	3,141	0.5%	0.8%	0.8%	0.9%
% of Patients satisfied with the dentistry they have received	3	4	N/A	92.5%	93.6%	93.3%
% of Patients satisfied with the time they had to wait for an appointment	3	4	N/A	89.8%	88.8%	88.9%

\* This is based on patients treated on this contract for their most recent course of treatment. Figures in italics indicate the base number of FP17s or Patient Questionnaire responses are less than 100. N/A is shown where the base number of responses is less than 10 during the period. % is calculated as Quantity/Base number\*100

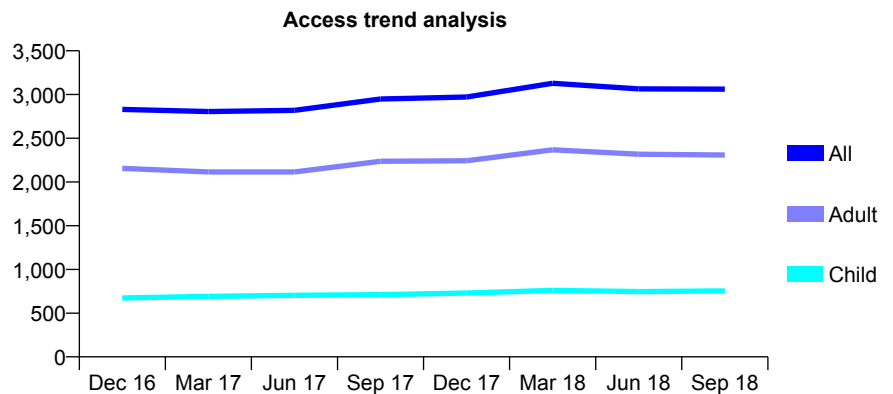
## Q68 - Vital Signs At a Glance Contract Report for 166782/0002 - September 2018

Name or company name	Alfa Dental Ltd
Contract type name	GDS Contract
Purpose of contract	General
Contract start date	01/08/2007
Contract end date	

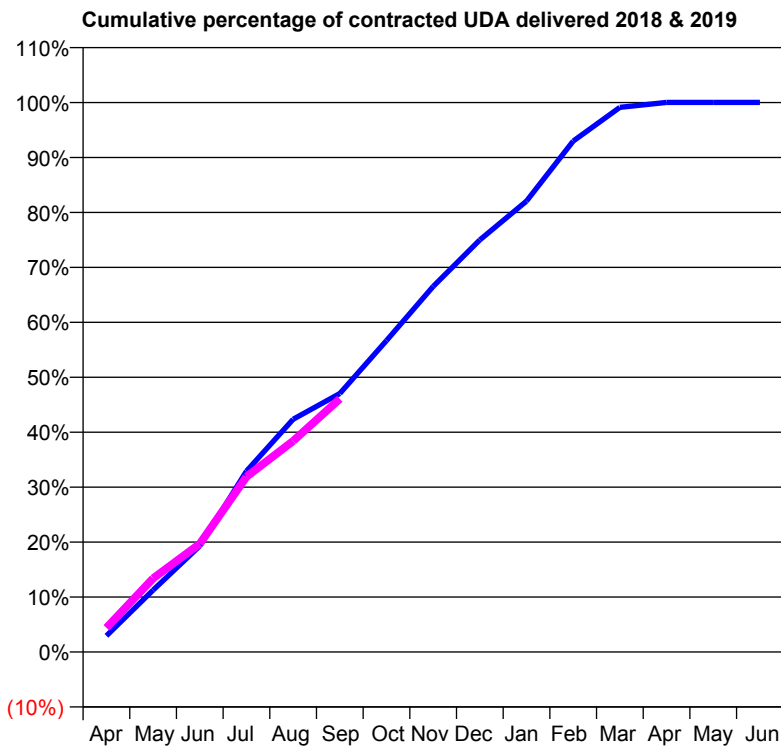
18/19 Contracted general activity (UDA)	9,694
Carry forward general activity (UDA)	0
18/19 Contracted orthodontic activity (UOA)	0
Carry forward orthodontic activity (UOA)	0
Baseline contract value	£420,216.86

### ACCESS\*

Patients seen in 24 months	Total	Change since previous quarter
Quarter ending September 2017	2,949	
Quarter ending December 2017	2,972	→
Quarter ending March 2018	3,128	↑
Quarter ending June 2018	3,064	↓
Quarter ending September 2018	3,062	→
<b>Variance since September 2017</b>	<b>3.8%</b>	<b>↑</b>



### ACTIVITY



Adjusted Scheduled Activity (UDA)		
Month	2018	2019
April	286	426
May	1,092	1,299
June	1,870	1,910
July	3,190	3,092
August	4,107	3,722
September	4,560	4,466
October	5,494	
November	6,449	
December	7,270	
January	7,954	
February	9,013	
March	9,607	
April	9,695	
May	9,696	
June	9,696	

### QUALITY

	Quantity	Base Number	Contract	AT	Region	England
% of FP17s for the same patient ID Re-attending within 3 months - Children	42	509	8.3%	9.3%	11.1%	11.6%
% of FP17s for the same patient ID Re-attending within 3 months - Adults	154	1,258	12.2%	14.9%	15.3%	15.5%
% of FP17s for the same patient ID Re-attending between 3 & 9 months - Children	245	509	48.1%	59.8%	61.1%	58.8%
% of FP17s for the same patient ID Re-attending between 3 & 9 months - Adults	492	1,258	39.1%	51.6%	52.3%	51.1%
% of FP17s for Band 1 Urgent Courses	159	1,718	9.3%	9.4%	9.5%	9.0%
% of FP17s Relating to Free Repair or Replacements	1	1,718	0.1%	0.5%	0.7%	0.8%
% of FP17s Relating to Continuations	15	1,718	0.9%	0.8%	0.8%	0.9%
% of Patients satisfied with the dentistry they have received	0	0	N/A	92.5%	93.6%	93.3%
% of Patients satisfied with the time they had to wait for an appointment	0	0	N/A	89.8%	88.8%	88.9%

\* This is based on patients treated on this contract for their most recent course of treatment. Figures in italics indicate the base number of FP17s or Patient Questionnaire responses are less than 100. N/A is shown where the base number of responses is less than 10 during the period. % is calculated as Quantity/Base number\*100

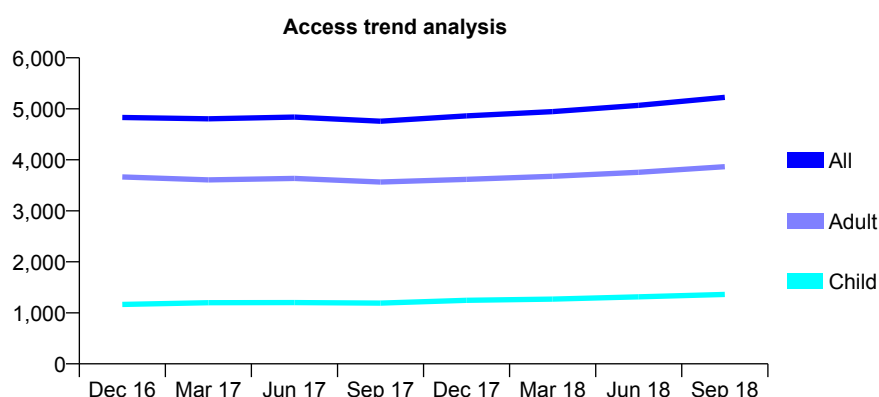
## Q68 - Vital Signs At a Glance Contract Report for 166960/0001 - September 2018

Name or company name	Dumbledore Dental Care Ltd
Contract type name	GDS Contract
Purpose of contract	General
Contract start date	01/04/2008
Contract end date	

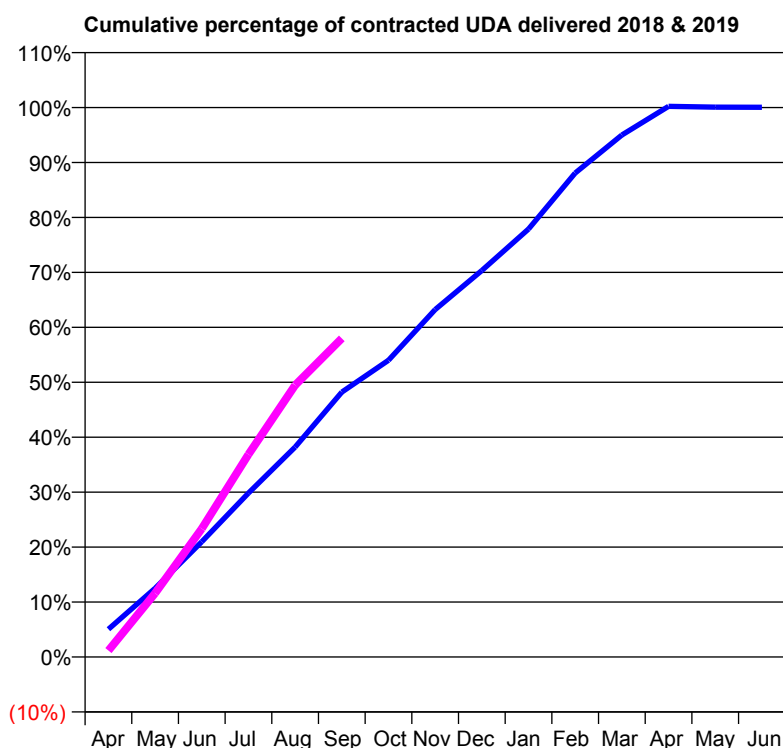
18/19 Contracted general activity (UDA)	13,000
Carry forward general activity (UDA)	265
18/19 Contracted orthodontic activity (UOA)	0
Carry forward orthodontic activity (UOA)	0
Baseline contract value	£342,493.77

### ACCESS\*

Patients seen in 24 months	Total	Change since previous quarter
Quarter ending September 2017	4,758	
Quarter ending December 2017	4,862	↑
Quarter ending March 2018	4,944	→
Quarter ending June 2018	5,069	↑
Quarter ending September 2018	5,226	↑
<b>Variance since September 2017</b>	<b>9.8%</b>	<b>↑</b>



### ACTIVITY



Adjusted Scheduled Activity (UDA)		
Month	2018	2019
April	607	152
May	1,502	1,510
June	2,516	3,036
July	3,580	4,795
August	4,585	6,432
September	5,783	7,539
October	6,480	
November	7,588	
December	8,441	
January	9,345	
February	10,569	
March	11,398	
April	12,025	
May	12,009	
June	12,006	

### QUALITY

	Quantity	Base Number	Contract	AT	Region	England
% of FP17s for the same patient ID Re-attending within 3 months - Children	51	1,156	4.4%	9.3%	11.1%	11.6%
% of FP17s for the same patient ID Re-attending within 3 months - Adults	301	3,057	9.8%	14.9%	15.3%	15.5%
% of FP17s for the same patient ID Re-attending between 3 & 9 months - Children	665	1,156	57.5%	59.8%	61.1%	58.8%
% of FP17s for the same patient ID Re-attending between 3 & 9 months - Adults	1,547	3,057	50.6%	51.6%	52.3%	51.1%
% of FP17s for Band 1 Urgent Courses	295	3,892	7.6%	9.4%	9.5%	9.0%
% of FP17s Relating to Free Repair or Replacements	0	3,892	0.0%	0.5%	0.7%	0.8%
% of FP17s Relating to Continuations	8	3,892	0.2%	0.8%	0.8%	0.9%
% of Patients satisfied with the dentistry they have received	17	17	100.0%	92.5%	93.6%	93.3%
% of Patients satisfied with the time they had to wait for an appointment	16	17	94.1%	89.8%	88.8%	88.9%

\* This is based on patients treated on this contract for their most recent course of treatment. Figures in italics indicate the base number of FP17s or Patient Questionnaire responses are less than 100. N/A is shown where the base number of responses is less than 10 during the period. % is calculated as Quantity/Base number\*100

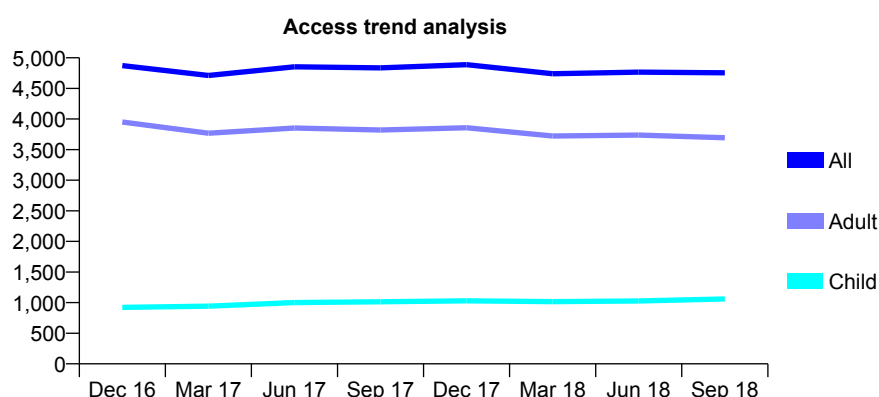
# Q68 - Vital Signs At a Glance Contract Report for 167525/0001 - September 2018

Name or company name	Brunswick Practice Ltd
Contract type name	GDS Contract
Purpose of contract	General
Contract start date	01/08/2007
Contract end date	

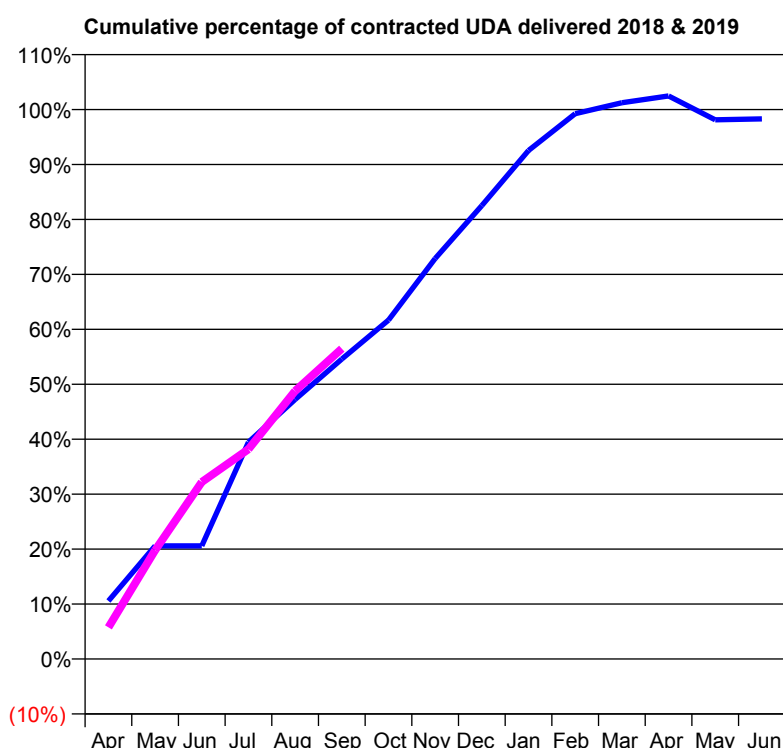
18/19 Contracted general activity (UDA)	14,742
Carry forward general activity (UDA)	250
18/19 Contracted orthodontic activity (UOA)	0
Carry forward orthodontic activity (UOA)	0
Baseline contract value	£472,365.32

## ACCESS\*

Patients seen in 24 months	Total	Change since previous quarter
Quarter ending September 2017	4,835	
Quarter ending December 2017	4,887	→
Quarter ending March 2018	4,739	↓
Quarter ending June 2018	4,765	→
Quarter ending September 2018	4,755	→
<b>Variance since September 2017</b>	<b>(1.7%)</b>	<b>↓</b>



## ACTIVITY



Adjusted Scheduled Activity (UDA)		
Month	2018	2019
April	1,558	850
May	3,035	2,916
June	3,035	4,750
July	5,819	5,629
August	6,963	7,192
September	8,047	8,327
October	9,092	
November	10,744	
December	12,163	
January	13,642	
February	14,630	
March	14,923	
April	15,105	
May	14,465	
June	14,492	

## QUALITY

	Quantity	Base Number	Contract	AT	Region	England
% of FP17s for the same patient ID Re-attending within 3 months - Children	54	678	8.0%	9.3%	11.1%	11.6%
% of FP17s for the same patient ID Re-attending within 3 months - Adults	321	2,114	15.2%	14.9%	15.3%	15.5%
% of FP17s for the same patient ID Re-attending between 3 & 9 months - Children	240	678	35.4%	59.8%	61.1%	58.8%
% of FP17s for the same patient ID Re-attending between 3 & 9 months - Adults	668	2,114	31.6%	51.6%	52.3%	51.1%
% of FP17s for Band 1 Urgent Courses	354	2,962	12.0%	9.4%	9.5%	9.0%
% of FP17s Relating to Free Repair or Replacements	17	2,962	0.6%	0.5%	0.7%	0.8%
% of FP17s Relating to Continuations	4	2,962	0.1%	0.8%	0.8%	0.9%
% of Patients satisfied with the dentistry they have received	1	1	N/A	92.5%	93.6%	93.3%
% of Patients satisfied with the time they had to wait for an appointment	1	1	N/A	89.8%	88.8%	88.9%

\* This is based on patients treated on this contract for their most recent course of treatment. Figures in italics indicate the base number of FP17s or Patient Questionnaire responses are less than 100. N/A is shown where the base number of responses is less than 10 during the period. % is calculated as Quantity/Base number\*100



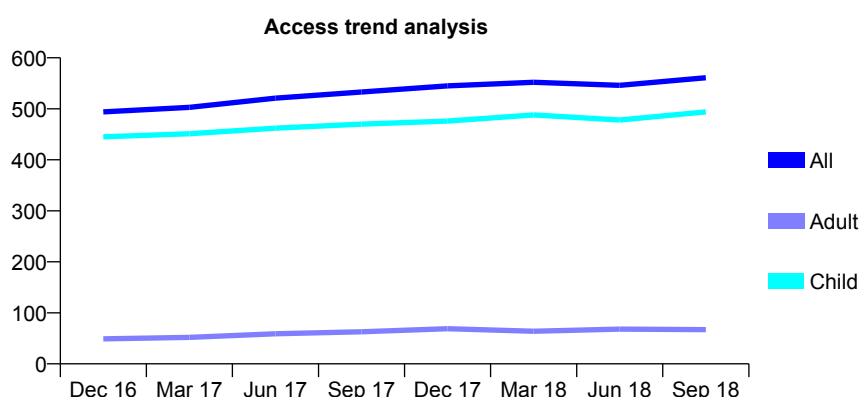
# Q68 - Vital Signs At a Glance Contract Report for 167835/0001 - September 2018

Name or company name	MDS Dental Care
Contract type name	GDS Contract
Purpose of contract	General
Contract start date	01/09/2009
Contract end date	

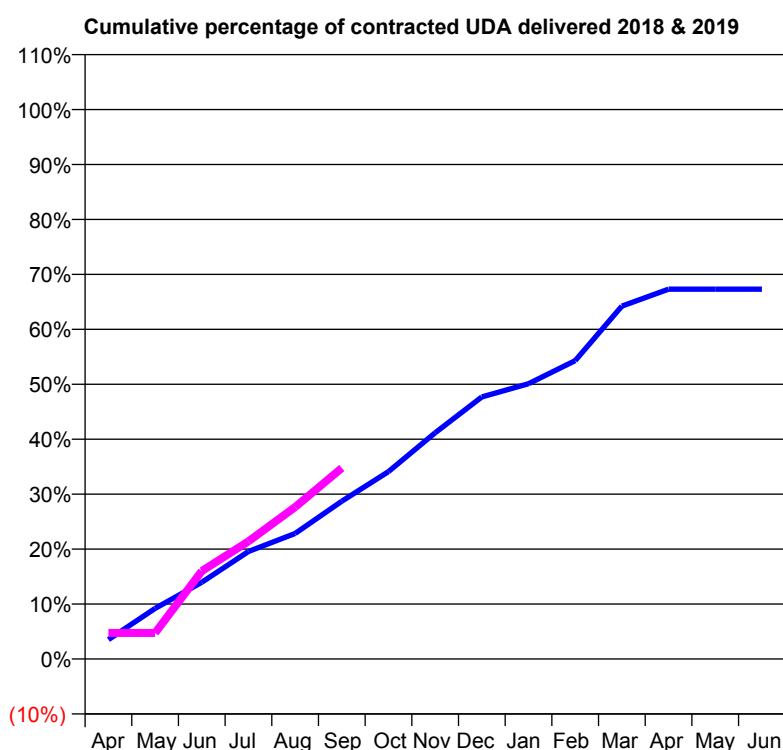
18/19 Contracted general activity (UDA)	1,460
Carry forward general activity (UDA)	0
18/19 Contracted orthodontic activity (UOA)	0
Carry forward orthodontic activity (UOA)	0
Baseline contract value	£50,769.13

## ACCESS\*

Patients seen in 24 months	Total	Change since previous quarter
Quarter ending September 2017	533	
Quarter ending December 2017	545	↑
Quarter ending March 2018	552	→
Quarter ending June 2018	546	↓
Quarter ending September 2018	561	↑
<b>Variance since September 2017</b>	<b>5.3%</b>	<b>↑</b>



## ACTIVITY



Adjusted Scheduled Activity (UDA)		
Month	2018	2019
April	51	69
May	134	69
June	204	234
July	286	313
August	334	404
September	419	508
October	498	
November	601	
December	696	
January	731	
February	793	
March	938	
April	983	
May	983	
June	983	

## QUALITY

	Quantity	Base Number	Contract	AT	Region	England
% of FP17s for the same patient ID Re-attending within 3 months - Children	23	373	6.2%	9.3%	11.1%	11.6%
% of FP17s for the same patient ID Re-attending within 3 months - Adults	0	1	0.0%	14.9%	15.3%	15.5%
% of FP17s for the same patient ID Re-attending between 3 & 9 months - Children	209	373	56.0%	59.8%	61.1%	58.8%
% of FP17s for the same patient ID Re-attending between 3 & 9 months - Adults	0	1	0.0%	51.6%	52.3%	51.1%
% of FP17s for Band 1 Urgent Courses	13	346	3.8%	9.4%	9.5%	9.0%
% of FP17s Relating to Free Repair or Replacements	0	346	0.0%	0.5%	0.7%	0.8%
% of FP17s Relating to Continuations	0	346	0.0%	0.8%	0.8%	0.9%
% of Patients satisfied with the dentistry they have received	1	1	N/A	92.5%	93.6%	93.3%
% of Patients satisfied with the time they had to wait for an appointment	1	1	N/A	89.8%	88.8%	88.9%

\* This is based on patients treated on this contract for their most recent course of treatment. Figures in italics indicate the base number of FP17s or Patient Questionnaire responses are less than 100. N/A is shown where the base number of responses is less than 10 during the period. % is calculated as Quantity/Base number\*100

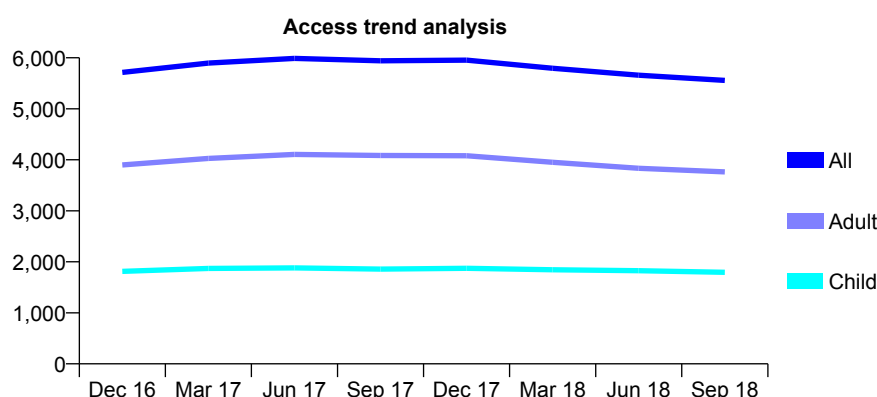
# Q68 - Vital Signs At a Glance Contract Report for 168319/0001 - September 2018

Name or company name	Tooth Smart
Contract type name	GDS Contract
Purpose of contract	General
Contract start date	01/04/2013
Contract end date	

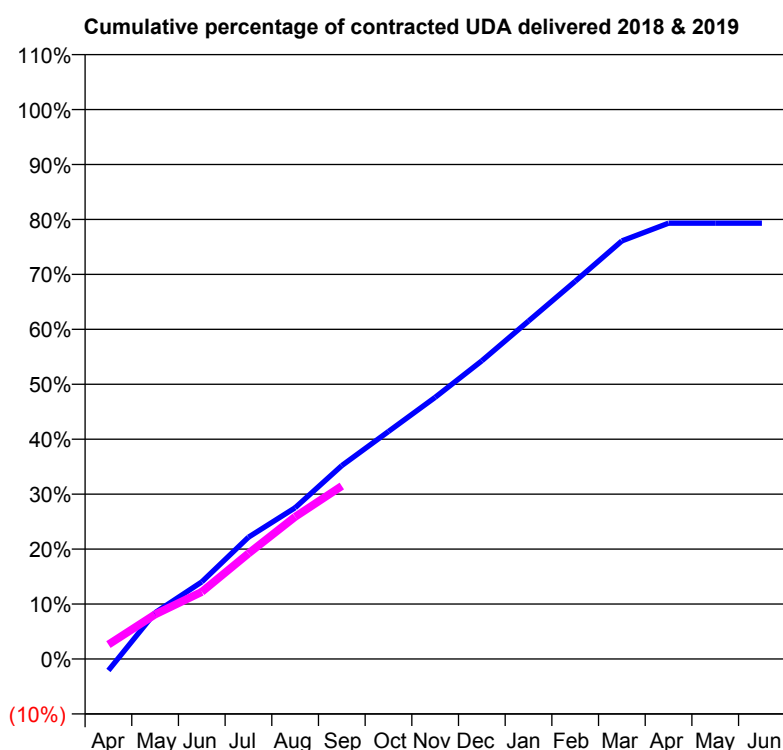
18/19 Contracted general activity (UDA)	18,083
Carry forward general activity (UDA)	0
18/19 Contracted orthodontic activity (UOA)	0
Carry forward orthodontic activity (UOA)	0
Baseline contract value	£469,188.83

## ACCESS\*

Patients seen in 24 months	Total	Change since previous quarter
Quarter ending September 2017	5,941	
Quarter ending December 2017	5,955	→
Quarter ending March 2018	5,796	↓
Quarter ending June 2018	5,659	↓
Quarter ending September 2018	5,557	↓
<b>Variance since September 2017</b>	<b>(6.5%)</b>	<b>↓</b>



## ACTIVITY



Adjusted Scheduled Activity (UDA)		
Month	2018	2019
April	-379	475
May	1,525	1,469
June	2,538	2,208
July	4,007	3,471
August	4,979	4,682
September	6,363	5,692
October	7,487	
November	8,612	
December	9,816	
January	11,122	
February	12,429	
March	13,761	
April	14,341	
May	14,341	
June	14,341	

## QUALITY

	Quantity	Base Number	Contract	AT	Region	England
% of FP17s for the same patient ID Re-attending within 3 months - Children	39	979	4.0%	9.3%	11.1%	11.6%
% of FP17s for the same patient ID Re-attending within 3 months - Adults	278	2,101	13.2%	14.9%	15.3%	15.5%
% of FP17s for the same patient ID Re-attending between 3 & 9 months - Children	400	979	40.9%	59.8%	61.1%	58.8%
% of FP17s for the same patient ID Re-attending between 3 & 9 months - Adults	944	2,101	44.9%	51.6%	52.3%	51.1%
% of FP17s for Band 1 Urgent Courses	291	2,809	10.4%	9.4%	9.5%	9.0%
% of FP17s Relating to Free Repair or Replacements	8	2,809	0.3%	0.5%	0.7%	0.8%
% of FP17s Relating to Continuations	20	2,809	0.7%	0.8%	0.8%	0.9%
% of Patients satisfied with the dentistry they have received	0	0	N/A	92.5%	93.6%	93.3%
% of Patients satisfied with the time they had to wait for an appointment	0	0	N/A	89.8%	88.8%	88.9%

\* This is based on patients treated on this contract for their most recent course of treatment. Figures in italics indicate the base number of FP17s or Patient Questionnaire responses are less than 100. N/A is shown where the base number of responses is less than 10 during the period. % is calculated as Quantity/Base number\*100

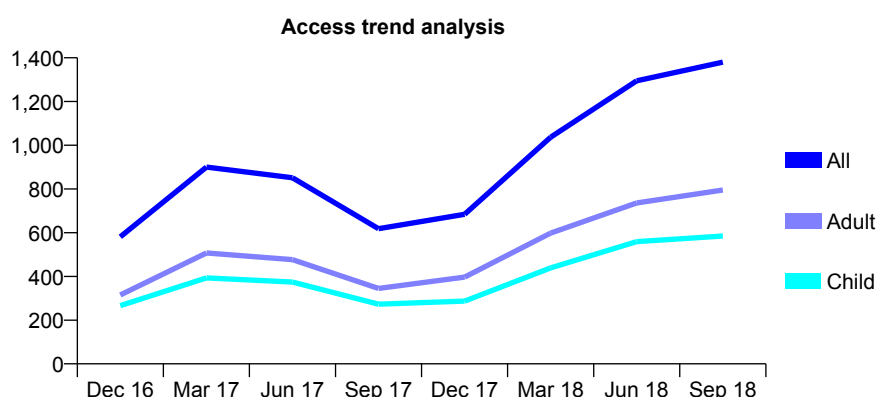
## Q68 - Vital Signs At a Glance Contract Report for 168858/0001 - September 2018

Name or company name	Ms A Jawahar
Contract type name	GDS Contract
Purpose of contract	General
Contract start date	01/08/2015
Contract end date	

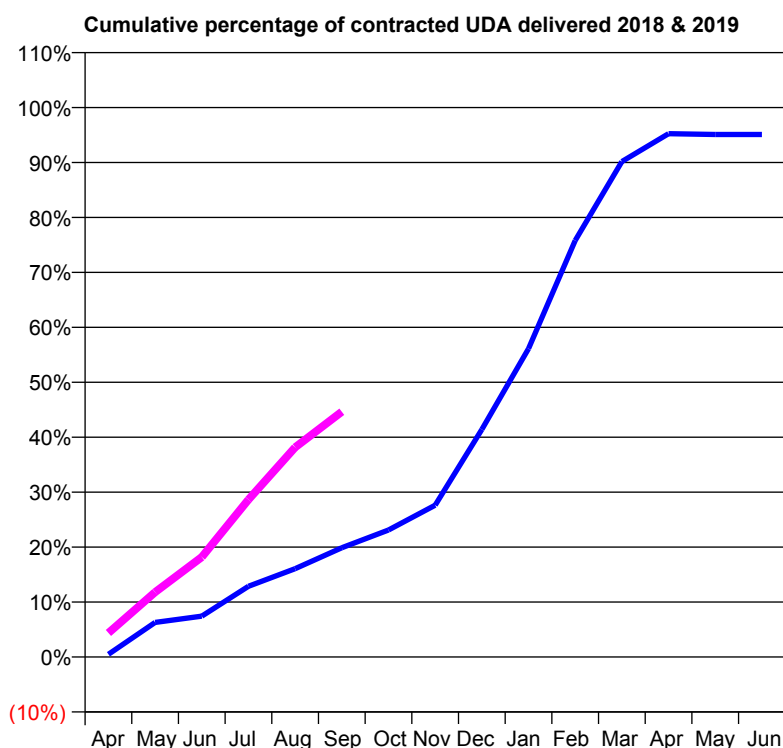
18/19 Contracted general activity (UDA)	4,410
Carry forward general activity (UDA)	0
18/19 Contracted orthodontic activity (UOA)	0
Carry forward orthodontic activity (UOA)	0
Baseline contract value	£98,756.18

### ACCESS\*

Patients seen in 24 months	Total	Change since previous quarter
Quarter ending September 2017	618	
Quarter ending December 2017	684	↑
Quarter ending March 2018	1,037	↑
Quarter ending June 2018	1,295	↑
Quarter ending September 2018	1,380	↑
<b>Variance since September 2017</b>	<b>123.3%</b>	<b>↑</b>



### ACTIVITY



Adjusted Scheduled Activity (UDA)		
Month	2018	2019
April	11	193
May	139	520
June	165	802
July	285	1,264
August	355	1,683
September	440	1,968
October	511	
November	611	
December	915	
January	1,240	
February	1,675	
March	1,993	
April	2,105	
May	2,102	
June	2,102	

### QUALITY

	Quantity	Base Number	Contract	AT	Region	England
% of FP17s for the same patient ID Re-attending within 3 months - Children	39	536	7.3%	9.3%	11.1%	11.6%
% of FP17s for the same patient ID Re-attending within 3 months - Adults	124	739	16.8%	14.9%	15.3%	15.5%
% of FP17s for the same patient ID Re-attending between 3 & 9 months - Children	248	536	46.3%	59.8%	61.1%	58.8%
% of FP17s for the same patient ID Re-attending between 3 & 9 months - Adults	332	739	44.9%	51.6%	52.3%	51.1%
% of FP17s for Band 1 Urgent Courses	91	1,200	7.6%	9.4%	9.5%	9.0%
% of FP17s Relating to Free Repair or Replacements	1	1,200	0.1%	0.5%	0.7%	0.8%
% of FP17s Relating to Continuations	4	1,200	0.3%	0.8%	0.8%	0.9%
% of Patients satisfied with the dentistry they have received	0	0	N/A	92.5%	93.6%	93.3%
% of Patients satisfied with the time they had to wait for an appointment	0	0	N/A	89.8%	88.8%	88.9%

\* This is based on patients treated on this contract for their most recent course of treatment. Figures in italics indicate the base number of FP17s or Patient Questionnaire responses are less than 100. N/A is shown where the base number of responses is less than 10 during the period. % is calculated as Quantity/Base number\*100

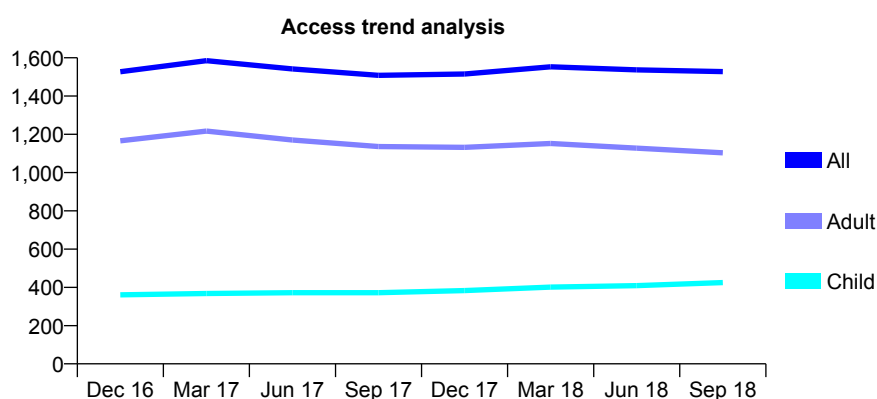
## Q68 - Vital Signs At a Glance Contract Report for 169927/0002 - September 2018

Name or company name	Kings Dental Care
Contract type name	GDS Contract
Purpose of contract	General
Contract start date	01/04/2015
Contract end date	

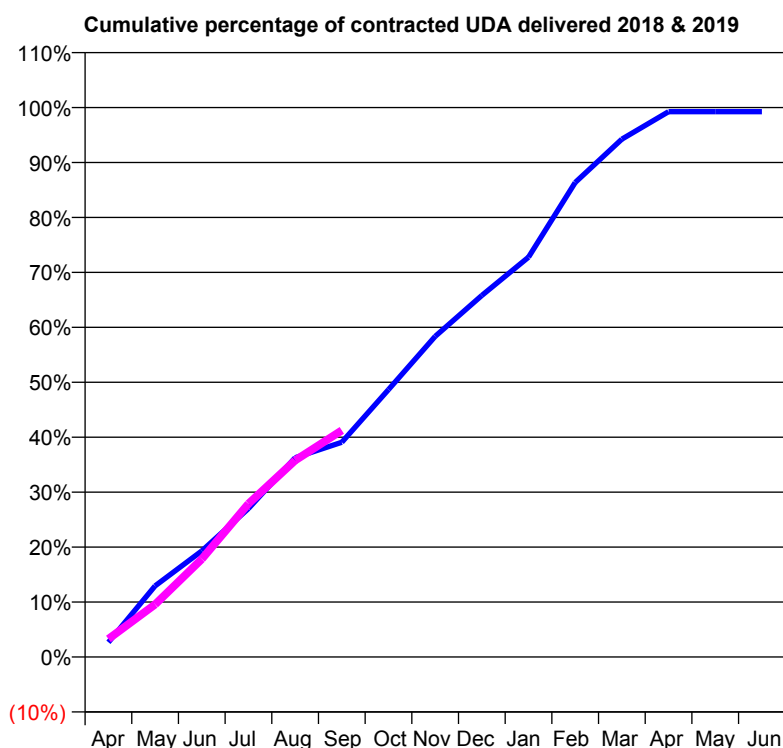
18/19 Contracted general activity (UDA)	4,840
Carry forward general activity (UDA)	36
18/19 Contracted orthodontic activity (UOA)	0
Carry forward orthodontic activity (UOA)	0
Baseline contract value	£118,893.52

### ACCESS\*

Patients seen in 24 months	Total	Change since previous quarter
Quarter ending September 2017	1,508	
Quarter ending December 2017	1,515	→
Quarter ending March 2018	1,553	↑
Quarter ending June 2018	1,537	↓
Quarter ending September 2018	1,528	→
<b>Variance since September 2017</b>	<b>1.3%</b>	<b>→</b>



### ACTIVITY



Adjusted Scheduled Activity (UDA)		
Month	2018	2019
April	129	159
May	627	463
June	935	862
July	1,308	1,350
August	1,756	1,732
September	1,892	1,996
October	2,355	
November	2,824	
December	3,184	
January	3,522	
February	4,179	
March	4,561	
April	4,803	
May	4,803	
June	4,803	

### QUALITY

	Quantity	Base Number	Contract	AT	Region	England
% of FP17s for the same patient ID Re-attending within 3 months - Children	10	285	3.5%	9.3%	11.1%	11.6%
% of FP17s for the same patient ID Re-attending within 3 months - Adults	102	762	13.4%	14.9%	15.3%	15.5%
% of FP17s for the same patient ID Re-attending between 3 & 9 months - Children	164	285	57.5%	59.8%	61.1%	58.8%
% of FP17s for the same patient ID Re-attending between 3 & 9 months - Adults	438	762	57.5%	51.6%	52.3%	51.1%
% of FP17s for Band 1 Urgent Courses	81	959	8.4%	9.4%	9.5%	9.0%
% of FP17s Relating to Free Repair or Replacements	1	959	0.1%	0.5%	0.7%	0.8%
% of FP17s Relating to Continuations	10	959	1.0%	0.8%	0.8%	0.9%
% of Patients satisfied with the dentistry they have received	6	6	N/A	92.5%	93.6%	93.3%
% of Patients satisfied with the time they had to wait for an appointment	6	6	N/A	89.8%	88.8%	88.9%

\* This is based on patients treated on this contract for their most recent course of treatment. Figures in italics indicate the base number of FP17s or Patient Questionnaire responses are less than 100. N/A is shown where the base number of responses is less than 10 during the period. % is calculated as Quantity/Base number\*100

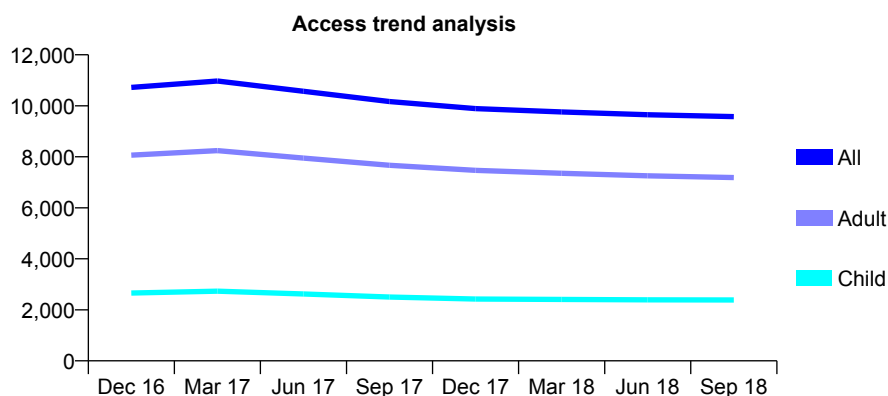
## Q68 - Vital Signs At a Glance Contract Report for 170534/0002 - September 2018

Name or company name	MR P MARSDEN
Contract type name	GDS Contract
Purpose of contract	General
Contract start date	02/03/2015
Contract end date	

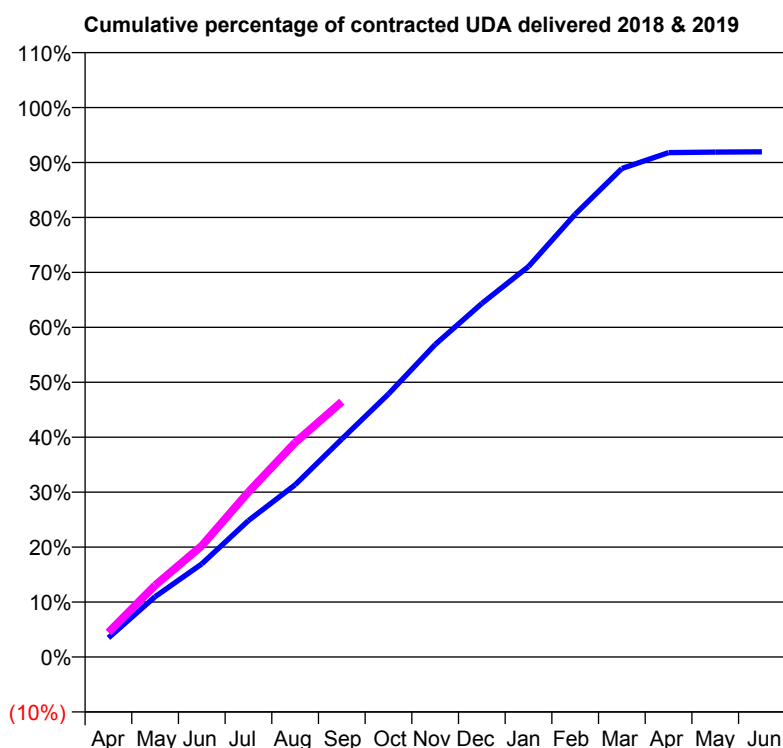
18/19 Contracted general activity (UDA)	26,889
Carry forward general activity (UDA)	0
18/19 Contracted orthodontic activity (UOA)	0
Carry forward orthodontic activity (UOA)	0
Baseline contract value	£732,543.59

### ACCESS\*

Patients seen in 24 months	Total	Change since previous quarter
Quarter ending September 2017	10,169	
Quarter ending December 2017	9,890	↓
Quarter ending March 2018	9,760	↓
Quarter ending June 2018	9,650	↓
Quarter ending September 2018	9,576	→
<b>Variance since September 2017</b>	<b>(5.8%)</b>	<b>↓</b>



### ACTIVITY



Adjusted Scheduled Activity (UDA)		
Month	2018	2019
April	938	1,207
May	2,955	3,508
June	4,559	5,448
July	6,679	8,073
August	8,429	10,493
September	10,668	12,494
October	12,871	
November	15,295	
December	17,303	
January	19,112	
February	21,665	
March	23,908	
April	24,679	
May	24,711	
June	24,720	

### QUALITY

	Quantity	Base Number	Contract	AT	Region	England
% of FP17s for the same patient ID Re-attending within 3 months - Children	117	1,600	7.3%	9.3%	11.1%	11.6%
% of FP17s for the same patient ID Re-attending within 3 months - Adults	897	5,056	17.7%	14.9%	15.3%	15.5%
% of FP17s for the same patient ID Re-attending between 3 & 9 months - Children	861	1,600	53.8%	59.8%	61.1%	58.8%
% of FP17s for the same patient ID Re-attending between 3 & 9 months - Adults	2,594	5,056	51.3%	51.6%	52.3%	51.1%
% of FP17s for Band 1 Urgent Courses	641	5,799	11.1%	9.4%	9.5%	9.0%
% of FP17s Relating to Free Repair or Replacements	49	5,799	0.8%	0.5%	0.7%	0.8%
% of FP17s Relating to Continuations	95	5,799	1.6%	0.8%	0.8%	0.9%
% of Patients satisfied with the dentistry they have received	5	7	N/A	92.5%	93.6%	93.3%
% of Patients satisfied with the time they had to wait for an appointment	5	7	N/A	89.8%	88.8%	88.9%

\* This is based on patients treated on this contract for their most recent course of treatment. Figures in italics indicate the base number of FP17s or Patient Questionnaire responses are less than 100. N/A is shown where the base number of responses is less than 10 during the period. % is calculated as Quantity/Base number\*100

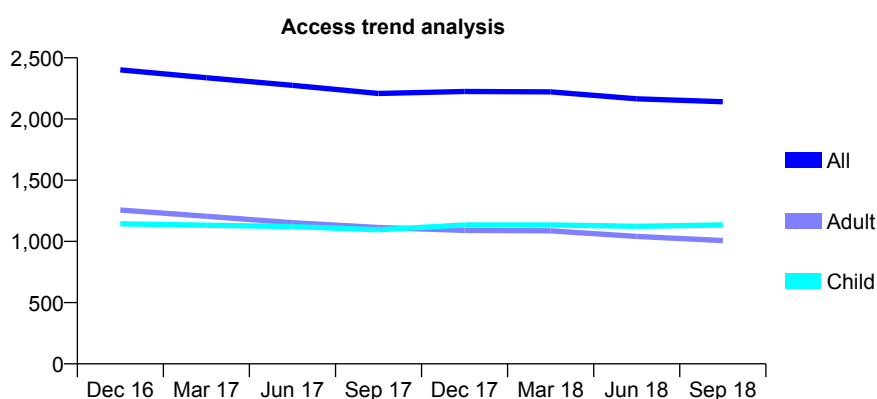
## Q68 - Vital Signs At a Glance Contract Report for 171107/0001 - September 2018

Name or company name	Mr Sachin Anand & Miss Shalini Anand
Contract type name	GDS Contract
Purpose of contract	General
Contract start date	02/03/2009
Contract end date	

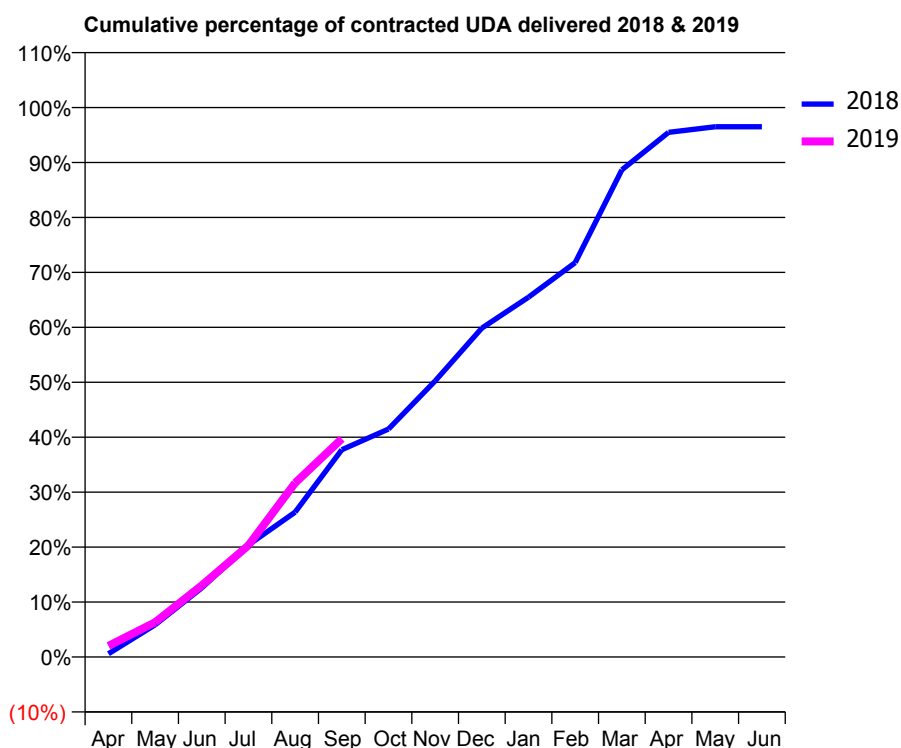
18/19 Contracted general activity (UDA)	5,855
Carry forward general activity (UDA)	204
18/19 Contracted orthodontic activity (UOA)	0
Carry forward orthodontic activity (UOA)	0
Baseline contract value	£131,614.84

### ACCESS\*

Patients seen in 24 months	Total	Change since previous quarter
Quarter ending September 2017	2,209	
Quarter ending December 2017	2,225	→
Quarter ending March 2018	2,222	→
Quarter ending June 2018	2,165	↓
Quarter ending September 2018	2,141	↓
<b>Variance since September 2017</b>	<b>(3.1%)</b>	<b>↓</b>



### ACTIVITY



Adjusted Scheduled Activity (UDA)		
Month	2018	2019
April	35	118
May	344	371
June	736	764
July	1,194	1,189
August	1,543	1,854
September	2,209	2,325
October	2,429	
November	2,941	
December	3,504	
January	3,834	
February	4,202	
March	5,191	
April	5,590	
May	5,650	
June	5,650	

### QUALITY

	Quantity	Base Number	Contract	AT	Region	England
% of FP17s for the same patient ID Re-attending within 3 months - Children	86	935	9.2%	9.3%	11.1%	11.6%
% of FP17s for the same patient ID Re-attending within 3 months - Adults	84	736	11.4%	14.9%	15.3%	15.5%
% of FP17s for the same patient ID Re-attending between 3 & 9 months - Children	575	935	61.5%	59.8%	61.1%	58.8%
% of FP17s for the same patient ID Re-attending between 3 & 9 months - Adults	435	736	59.1%	51.6%	52.3%	51.1%
% of FP17s for Band 1 Urgent Courses	103	1,525	6.8%	9.4%	9.5%	9.0%
% of FP17s Relating to Free Repair or Replacements	31	1,525	2.0%	0.5%	0.7%	0.8%
% of FP17s Relating to Continuations	8	1,525	0.5%	0.8%	0.8%	0.9%
% of Patients satisfied with the dentistry they have received	2	2	N/A	92.5%	93.6%	93.3%
% of Patients satisfied with the time they had to wait for an appointment	2	2	N/A	89.8%	88.8%	88.9%

\* This is based on patients treated on this contract for their most recent course of treatment. Figures in italics indicate the base number of FP17s or Patient Questionnaire responses are less than 100. N/A is shown where the base number of responses is less than 10 during the period. % is calculated as Quantity/Base number\*100

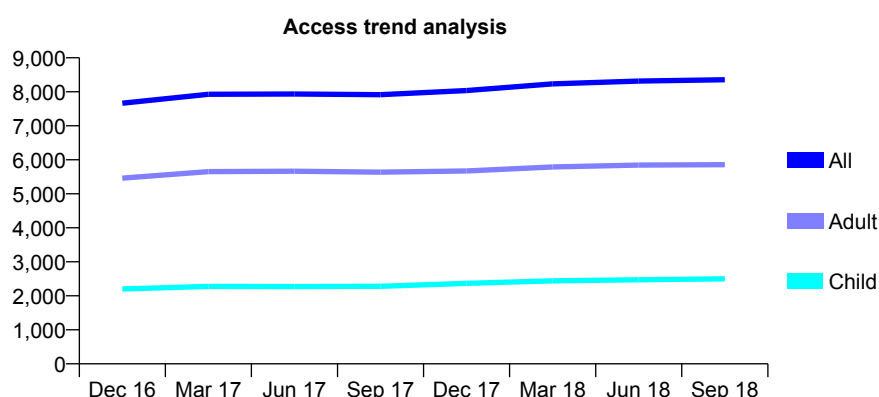
# Q68 - Vital Signs At a Glance Contract Report for 171107/0002 - September 2018

Name or company name	Mr Sachin Anand & Miss Shalini Anand
Contract type name	GDS Contract
Purpose of contract	General
Contract start date	01/12/2012
Contract end date	

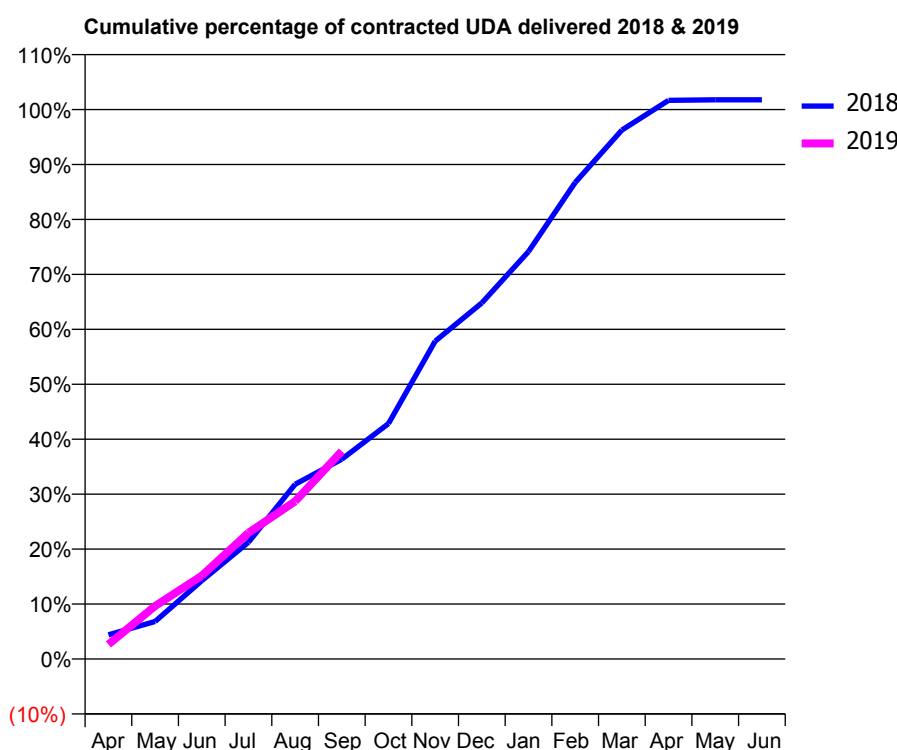
18/19 Contracted general activity (UDA)	21,500
Carry forward general activity (UDA)	0
18/19 Contracted orthodontic activity (UOA)	0
Carry forward orthodontic activity (UOA)	0
Baseline contract value	£583,247.37

## ACCESS\*

Patients seen in 24 months	Total	Change since previous quarter
Quarter ending September 2017	7,917	
Quarter ending December 2017	8,039	→
Quarter ending March 2018	8,234	↑
Quarter ending June 2018	8,317	→
Quarter ending September 2018	8,354	→
<b>Variance since September 2017</b>	<b>5.5%</b>	<b>↑</b>



## ACTIVITY



Adjusted Scheduled Activity (UDA)		
Month	2018	2019
April	946	571
May	1,467	2,076
June	3,064	3,258
July	4,569	4,939
August	6,840	6,169
September	7,818	8,131
October	9,213	
November	12,438	
December	13,932	
January	15,942	
February	18,645	
March	20,692	
April	21,859	
May	21,878	
June	21,878	

## QUALITY

	Quantity	Base Number	Contract	AT	Region	England
% of FP17s for the same patient ID Re-attending within 3 months - Children	96	2,069	4.6%	9.3%	11.1%	11.6%
% of FP17s for the same patient ID Re-attending within 3 months - Adults	477	3,666	13.0%	14.9%	15.3%	15.5%
% of FP17s for the same patient ID Re-attending between 3 & 9 months - Children	1,476	2,069	71.3%	59.8%	61.1%	58.8%
% of FP17s for the same patient ID Re-attending between 3 & 9 months - Adults	1,869	3,666	51.0%	51.6%	52.3%	51.1%
% of FP17s for Band 1 Urgent Courses	210	4,743	4.4%	9.4%	9.5%	9.0%
% of FP17s Relating to Free Repair or Replacements	72	4,743	1.5%	0.5%	0.7%	0.8%
% of FP17s Relating to Continuations	19	4,743	0.4%	0.8%	0.8%	0.9%
% of Patients satisfied with the dentistry they have received	0	0	N/A	92.5%	93.6%	93.3%
% of Patients satisfied with the time they had to wait for an appointment	0	0	N/A	89.8%	88.8%	88.9%

\* This is based on patients treated on this contract for their most recent course of treatment. Figures in italics indicate the base number of FP17s or Patient Questionnaire responses are less than 100. N/A is shown where the base number of responses is less than 10 during the period. % is calculated as Quantity/Base number\*100



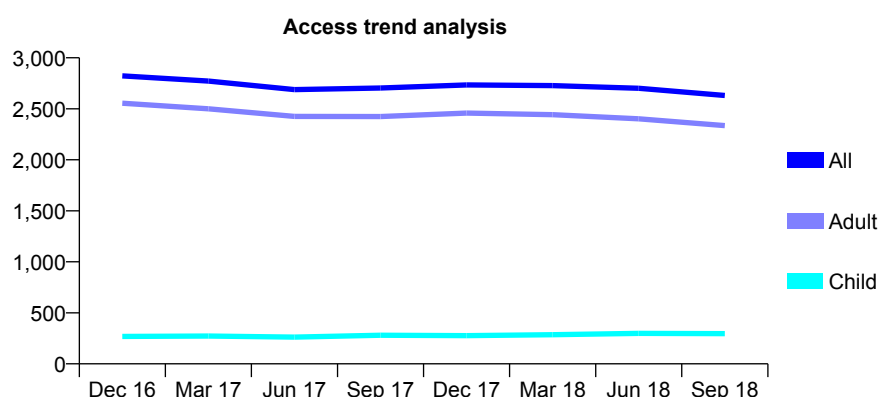
# Q68 - Vital Signs At a Glance Contract Report for 171719/0001 - September 2018

Name or company name	Mr A Elamin
Contract type name	GDS Contract
Purpose of contract	General
Contract start date	01/12/2014
Contract end date	

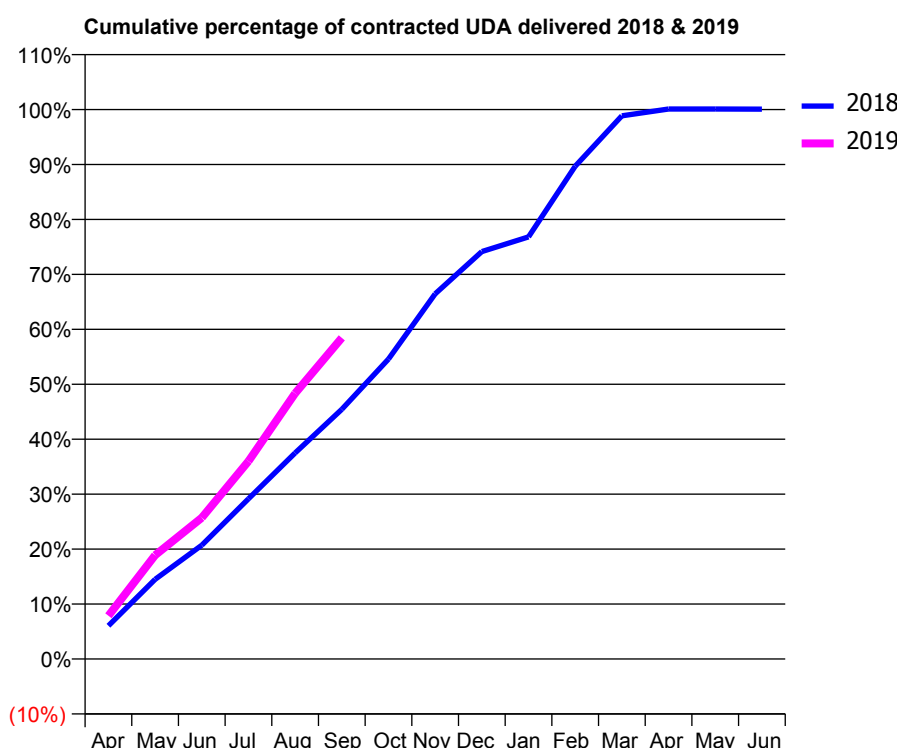
18/19 Contracted general activity (UDA)	6,255
Carry forward general activity (UDA)	0
18/19 Contracted orthodontic activity (UOA)	0
Carry forward orthodontic activity (UOA)	0
Baseline contract value	£166,447.81

## ACCESS\*

Patients seen in 24 months	Total	Change since previous quarter
Quarter ending September 2017	2,704	
Quarter ending December 2017	2,734	→
Quarter ending March 2018	2,728	→
Quarter ending June 2018	2,701	→
Quarter ending September 2018	2,631	↓
<b>Variance since September 2017</b>	<b>(2.7%)</b>	<b>↓</b>



## ACTIVITY



Adjusted Scheduled Activity (UDA)		
Month	2018	2019
April	379	493
May	906	1,182
June	1,295	1,608
July	1,824	2,252
August	2,347	3,025
September	2,842	3,656
October	3,415	
November	4,156	
December	4,637	
January	4,805	
February	5,609	
March	6,183	
April	6,260	
May	6,260	
June	6,259	

## QUALITY

	Quantity	Base Number	Contract	AT	Region	England
% of FP17s for the same patient ID Re-attending within 3 months - Children	21	194	10.8%	9.3%	11.1%	11.6%
% of FP17s for the same patient ID Re-attending within 3 months - Adults	290	1,127	25.7%	14.9%	15.3%	15.5%
% of FP17s for the same patient ID Re-attending between 3 & 9 months - Children	64	194	33.0%	59.8%	61.1%	58.8%
% of FP17s for the same patient ID Re-attending between 3 & 9 months - Adults	196	1,127	17.4%	51.6%	52.3%	51.1%
% of FP17s for Band 1 Urgent Courses	260	1,284	20.2%	9.4%	9.5%	9.0%
% of FP17s Relating to Free Repair or Replacements	22	1,284	1.7%	0.5%	0.7%	0.8%
% of FP17s Relating to Continuations	38	1,284	3.0%	0.8%	0.8%	0.9%
% of Patients satisfied with the dentistry they have received	2	4	N/A	92.5%	93.6%	93.3%
% of Patients satisfied with the time they had to wait for an appointment	3	4	N/A	89.8%	88.8%	88.9%

\* This is based on patients treated on this contract for their most recent course of treatment. Figures in italics indicate the base number of FP17s or Patient Questionnaire responses are less than 100. N/A is shown where the base number of responses is less than 10 during the period. % is calculated as Quantity/Base number\*100

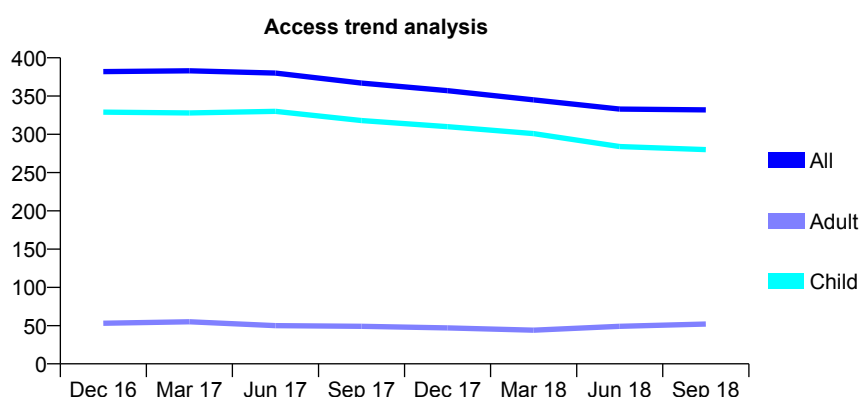
# Q68 - Vital Signs At a Glance Contract Report for 171891/0001 - September 2018

Name or company name	Chertsey Dental Practice Ltd
Contract type name	GDS Contract
Purpose of contract	General
Contract start date	01/10/2012
Contract end date	

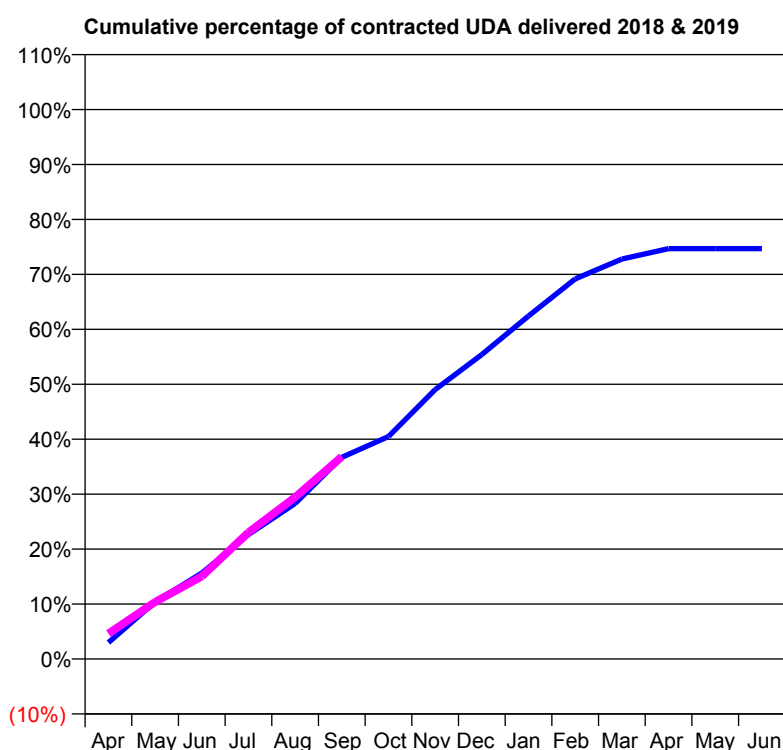
18/19 Contracted general activity (UDA)	800
Carry forward general activity (UDA)	0
18/19 Contracted orthodontic activity (UOA)	0
Carry forward orthodontic activity (UOA)	0
Baseline contract value	£20,219.39

## ACCESS\*

Patients seen in 24 months	Total	Change since previous quarter
Quarter ending September 2017	367	
Quarter ending December 2017	357	↓
Quarter ending March 2018	345	↓
Quarter ending June 2018	333	↓
Quarter ending September 2018	332	→
<b>Variance since September 2017</b>	<b>(9.5%)</b>	<b>↓</b>



## ACTIVITY



Adjusted Scheduled Activity (UDA)		
Month	2018	2019
April	24	37
May	83	83
June	125	120
July	181	184
August	226	236
September	294	295
October	324	
November	392	
December	443	
January	499	
February	553	
March	582	
April	597	
May	597	
June	597	

## QUALITY

	Quantity	Base Number	Contract	AT	Region	England
% of FP17s for the same patient ID Re-attending within 3 months - Children	11	226	4.9%	9.3%	11.1%	11.6%
% of FP17s for the same patient ID Re-attending within 3 months - Adults	1	12	8.3%	14.9%	15.3%	15.5%
% of FP17s for the same patient ID Re-attending between 3 & 9 months - Children	164	226	72.6%	59.8%	61.1%	58.8%
% of FP17s for the same patient ID Re-attending between 3 & 9 months - Adults	8	12	66.7%	51.6%	52.3%	51.1%
% of FP17s for Band 1 Urgent Courses	3	225	1.3%	9.4%	9.5%	9.0%
% of FP17s Relating to Free Repair or Replacements	0	225	0.0%	0.5%	0.7%	0.8%
% of FP17s Relating to Continuations	0	225	0.0%	0.8%	0.8%	0.9%
% of Patients satisfied with the dentistry they have received	0	0	N/A	92.5%	93.6%	93.3%
% of Patients satisfied with the time they had to wait for an appointment	0	0	N/A	89.8%	88.8%	88.9%

\* This is based on patients treated on this contract for their most recent course of treatment. Figures in italics indicate the base number of FP17s or Patient Questionnaire responses are less than 100. N/A is shown where the base number of responses is less than 10 during the period. % is calculated as Quantity/Base number\*100

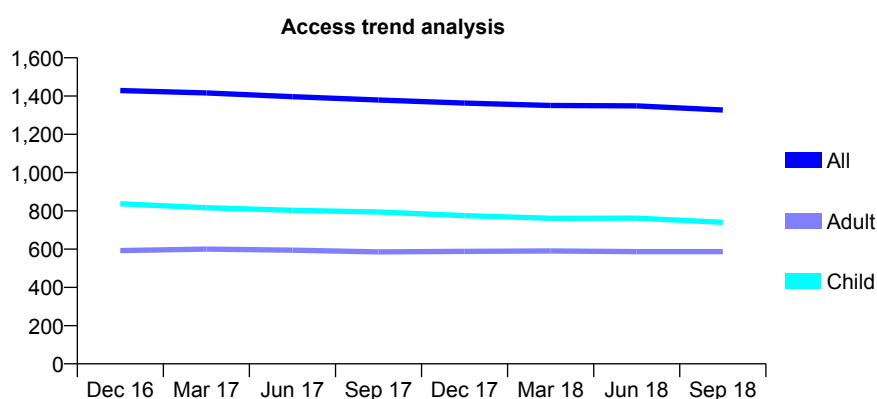
## Q68 - Vital Signs At a Glance Contract Report for 171913/0001 - September 2018

Name or company name	Andrew J S Mussett Ltd
Contract type name	GDS Contract
Purpose of contract	General
Contract start date	01/11/2009
Contract end date	

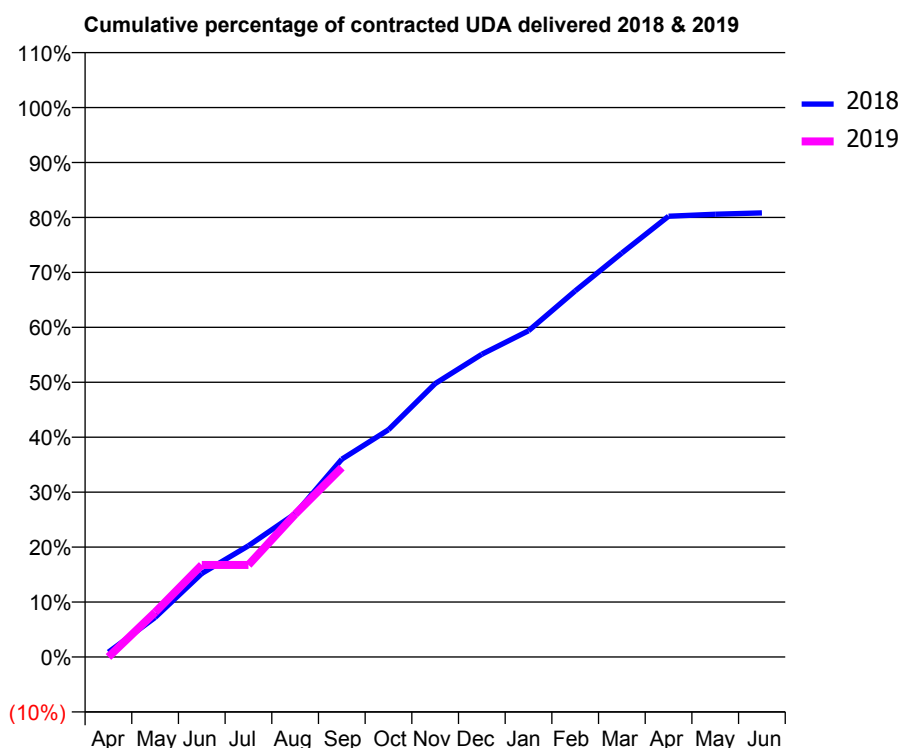
18/19 Contracted general activity (UDA)	3,520
Carry forward general activity (UDA)	0
18/19 Contracted orthodontic activity (UOA)	0
Carry forward orthodontic activity (UOA)	0
Baseline contract value	£87,389.05

### ACCESS\*

Patients seen in 24 months	Total	Change since previous quarter
Quarter ending September 2017	1,379	
Quarter ending December 2017	1,363	↓
Quarter ending March 2018	1,351	→
Quarter ending June 2018	1,349	→
Quarter ending September 2018	1,327	↓
<b>Variance since September 2017</b>	<b>(3.8%)</b>	<b>↓</b>



### ACTIVITY



Adjusted Scheduled Activity (UDA)		
Month	2018	2019
April	31	0
May	253	287
June	535	590
July	713	590
August	918	915
September	1,267	1,214
October	1,456	
November	1,751	
December	1,940	
January	2,090	
February	2,345	
March	2,588	
April	2,824	
May	2,837	
June	2,845	

### QUALITY

	Quantity	Base Number	Contract	AT	Region	England
% of FP17s for the same patient ID Re-attending within 3 months - Children	28	632	4.4%	9.3%	11.1%	11.6%
% of FP17s for the same patient ID Re-attending within 3 months - Adults	46	454	10.1%	14.9%	15.3%	15.5%
% of FP17s for the same patient ID Re-attending between 3 & 9 months - Children	435	632	68.8%	59.8%	61.1%	58.8%
% of FP17s for the same patient ID Re-attending between 3 & 9 months - Adults	321	454	70.7%	51.6%	52.3%	51.1%
% of FP17s for Band 1 Urgent Courses	14	906	1.5%	9.4%	9.5%	9.0%
% of FP17s Relating to Free Repair or Replacements	0	906	0.0%	0.5%	0.7%	0.8%
% of FP17s Relating to Continuations	0	906	0.0%	0.8%	0.8%	0.9%
% of Patients satisfied with the dentistry they have received	0	0	N/A	92.5%	93.6%	93.3%
% of Patients satisfied with the time they had to wait for an appointment	0	0	N/A	89.8%	88.8%	88.9%

\* This is based on patients treated on this contract for their most recent course of treatment. Figures in italics indicate the base number of FP17s or Patient Questionnaire responses are less than 100. N/A is shown where the base number of responses is less than 10 during the period. % is calculated as Quantity/Base number\*100

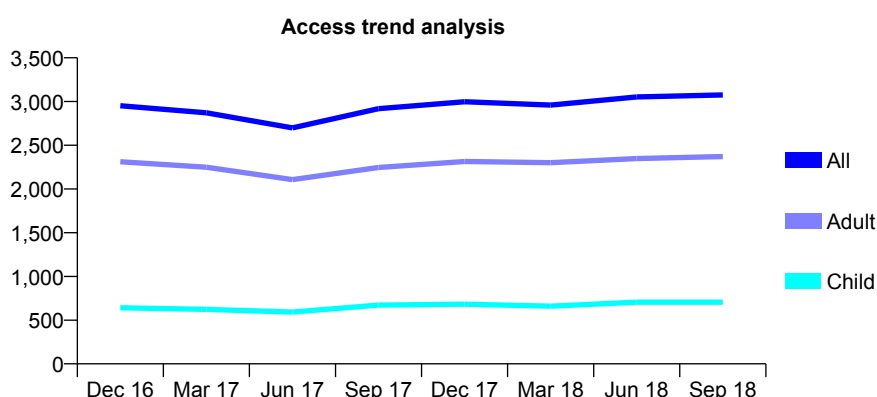
# Q68 - Vital Signs At a Glance Contract Report for 175633/0001 - September 2018

Name or company name	Mr M Eyrumlu & Mr A Eyrumlu
Contract type name	GDS Contract
Purpose of contract	General
Contract start date	01/12/2010
Contract end date	

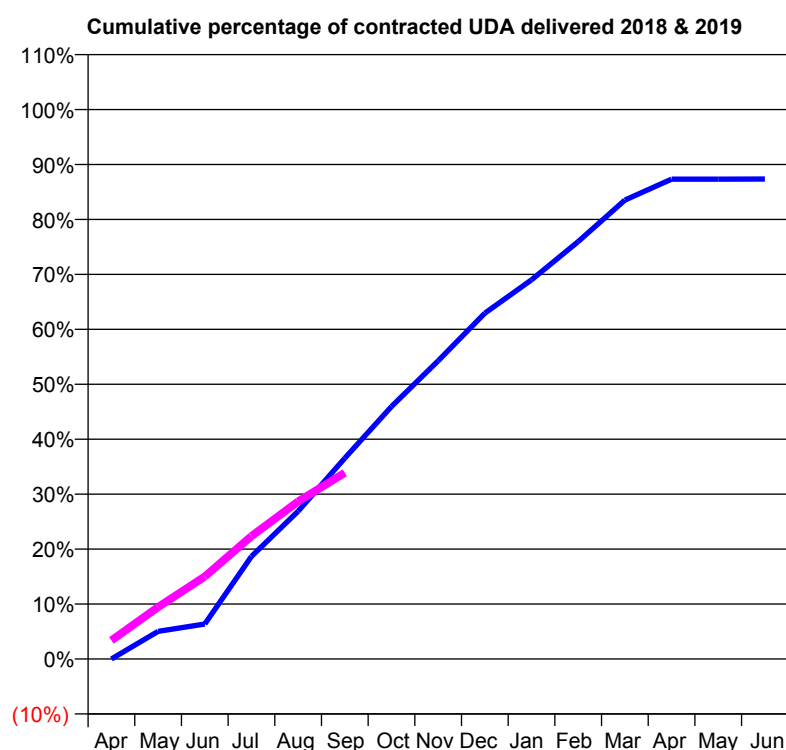
18/19 Contracted general activity (UDA)	12,150
Carry forward general activity (UDA)	0
18/19 Contracted orthodontic activity (UOA)	0
Carry forward orthodontic activity (UOA)	0
Baseline contract value	£295,257.37

## ACCESS\*

Patients seen in 24 months	Total	Change since previous quarter
Quarter ending September 2017	2,918	
Quarter ending December 2017	2,997	↑
Quarter ending March 2018	2,960	↓
Quarter ending June 2018	3,053	↑
Quarter ending September 2018	3,076	→
<b>Variance since September 2017</b>	<b>5.4%</b>	<b>↑</b>



## ACTIVITY



Adjusted Scheduled Activity (UDA)		
Month	2018	2019
April	0	411
May	462	1,149
June	583	1,823
July	1,708	2,716
August	2,461	3,482
September	3,346	4,116
October	4,205	
November	4,966	
December	5,759	
January	6,313	
February	6,952	
March	7,642	
April	7,989	
May	7,990	
June	7,993	

## QUALITY

	Quantity	Base Number	Contract	AT	Region	England
% of FP17s for the same patient ID Re-attending within 3 months - Children	18	528	3.4%	9.3%	11.1%	11.6%
% of FP17s for the same patient ID Re-attending within 3 months - Adults	163	1,579	10.3%	14.9%	15.3%	15.5%
% of FP17s for the same patient ID Re-attending between 3 & 9 months - Children	281	528	53.2%	59.8%	61.1%	58.8%
% of FP17s for the same patient ID Re-attending between 3 & 9 months - Adults	856	1,579	54.2%	51.6%	52.3%	51.1%
% of FP17s for Band 1 Urgent Courses	16	1,977	0.8%	9.4%	9.5%	9.0%
% of FP17s Relating to Free Repair or Replacements	2	1,977	0.1%	0.5%	0.7%	0.8%
% of FP17s Relating to Continuations	65	1,977	3.3%	0.8%	0.8%	0.9%
% of Patients satisfied with the dentistry they have received	2	2	N/A	92.5%	93.6%	93.3%
% of Patients satisfied with the time they had to wait for an appointment	2	2	N/A	89.8%	88.8%	88.9%

\* This is based on patients treated on this contract for their most recent course of treatment. Figures in italics indicate the base number of FP17s or Patient Questionnaire responses are less than 100. N/A is shown where the base number of responses is less than 10 during the period. % is calculated as Quantity/Base number\*100

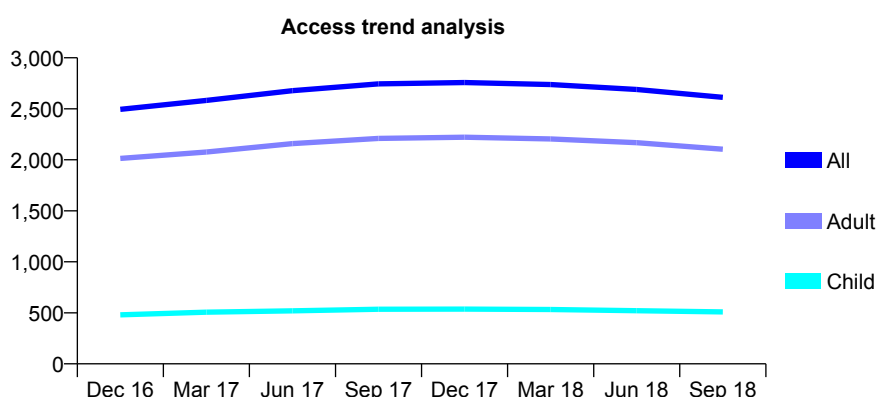
# Q68 - Vital Signs At a Glance Contract Report for 176214/0001 - September 2018

Name or company name	Warrior Square Dental Practice Ltd
Contract type name	GDS Contract
Purpose of contract	General
Contract start date	01/07/2015
Contract end date	

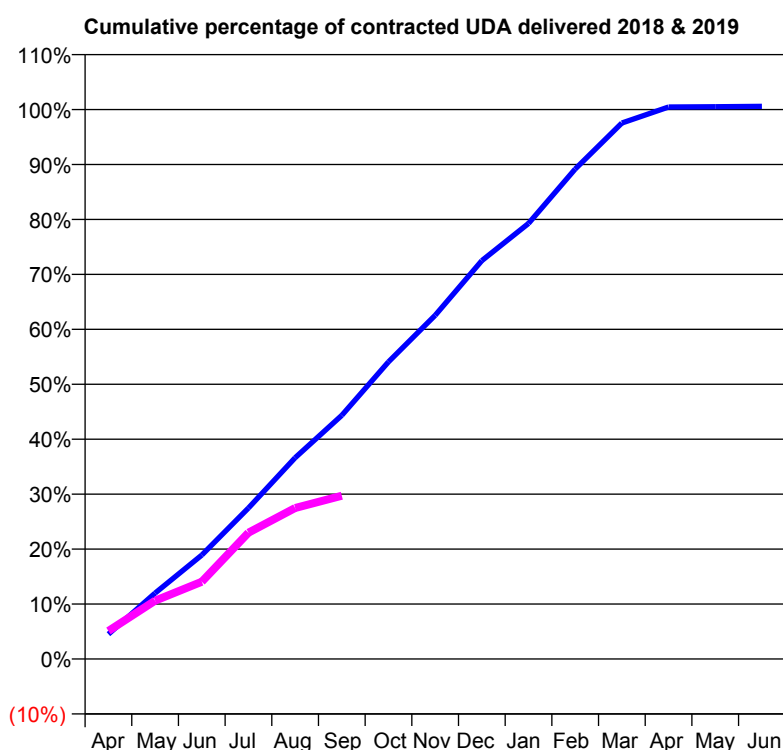
18/19 Contracted general activity (UDA)	7,000
Carry forward general activity (UDA)	0
18/19 Contracted orthodontic activity (UOA)	0
Carry forward orthodontic activity (UOA)	0
Baseline contract value	£173,337.75

## ACCESS\*

Patients seen in 24 months	Total	Change since previous quarter
Quarter ending September 2017	2,745	
Quarter ending December 2017	2,758	→
Quarter ending March 2018	2,738	→
Quarter ending June 2018	2,689	↓
Quarter ending September 2018	2,613	↓
<b>Variance since September 2017</b>	<b>(4.8%)</b>	<b>↓</b>



## ACTIVITY



Adjusted Scheduled Activity (UDA)		
Month	2018	2019
April	317	358
May	839	742
June	1,324	985
July	1,924	1,610
August	2,565	1,924
September	3,105	2,079
October	3,786	
November	4,379	
December	5,075	
January	5,549	
February	6,241	
March	6,828	
April	7,032	
May	7,035	
June	7,041	

## QUALITY

	Quantity	Base Number	Contract	AT	Region	England
% of FP17s for the same patient ID Re-attending within 3 months - Children	33	359	9.2%	9.3%	11.1%	11.6%
% of FP17s for the same patient ID Re-attending within 3 months - Adults	215	1,265	17.0%	14.9%	15.3%	15.5%
% of FP17s for the same patient ID Re-attending between 3 & 9 months - Children	155	359	43.2%	59.8%	61.1%	58.8%
% of FP17s for the same patient ID Re-attending between 3 & 9 months - Adults	686	1,265	54.2%	51.6%	52.3%	51.1%
% of FP17s for Band 1 Urgent Courses	115	1,244	9.2%	9.4%	9.5%	9.0%
% of FP17s Relating to Free Repair or Replacements	15	1,244	1.2%	0.5%	0.7%	0.8%
% of FP17s Relating to Continuations	7	1,244	0.6%	0.8%	0.8%	0.9%
% of Patients satisfied with the dentistry they have received	2	2	N/A	92.5%	93.6%	93.3%
% of Patients satisfied with the time they had to wait for an appointment	2	2	N/A	89.8%	88.8%	88.9%

\* This is based on patients treated on this contract for their most recent course of treatment. Figures in italics indicate the base number of FP17s or Patient Questionnaire responses are less than 100. N/A is shown where the base number of responses is less than 10 during the period. % is calculated as Quantity/Base number\*100

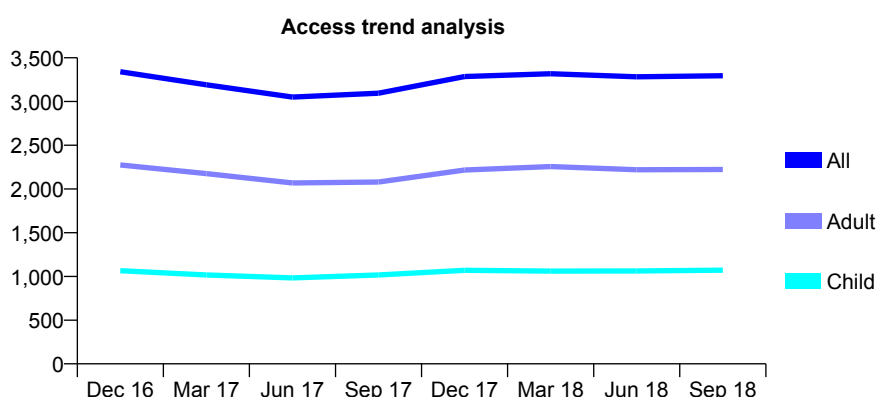
# Q68 - Vital Signs At a Glance Contract Report for 176451/0001 - September 2018

Name or company name	Tilgate Dental Care Ltd
Contract type name	GDS Contract
Purpose of contract	General
Contract start date	01/11/2007
Contract end date	

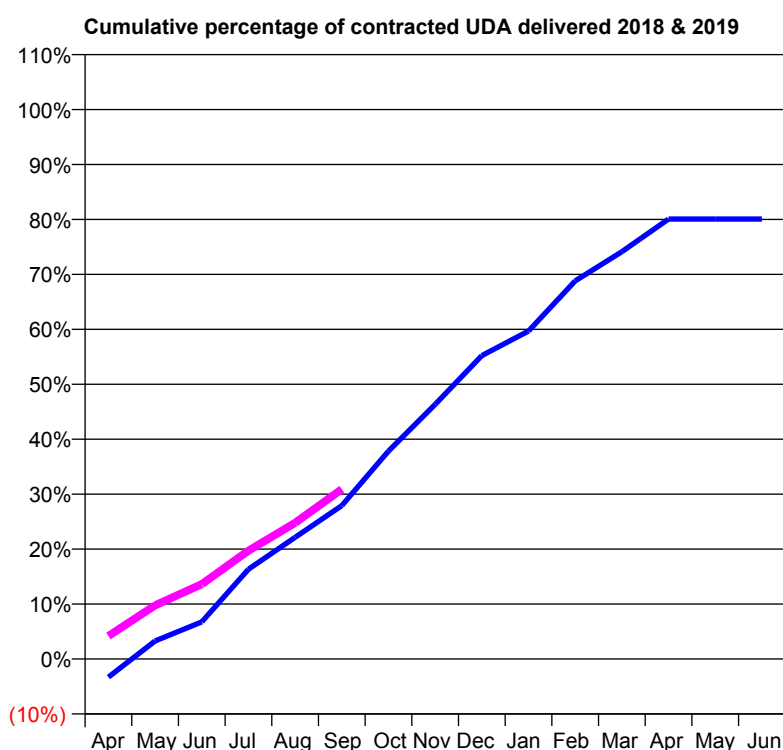
18/19 Contracted general activity (UDA)	10,656
Carry forward general activity (UDA)	0
18/19 Contracted orthodontic activity (UOA)	0
Carry forward orthodontic activity (UOA)	0
Baseline contract value	£332,569.73

## ACCESS\*

Patients seen in 24 months	Total	Change since previous quarter
Quarter ending September 2017	3,095	
Quarter ending December 2017	3,286	↑
Quarter ending March 2018	3,317	→
Quarter ending June 2018	3,282	↓
Quarter ending September 2018	3,295	→
<b>Variance since September 2017</b>	<b>6.5%</b>	<b>↑</b>



## ACTIVITY



Adjusted Scheduled Activity (UDA)		
Month	2018	2019
April	-354	446
May	350	1,040
June	721	1,451
July	1,741	2,100
August	2,361	2,641
September	2,975	3,293
October	4,031	
November	4,938	
December	5,885	
January	6,360	
February	7,331	
March	7,900	
April	8,532	
May	8,532	
June	8,532	

## QUALITY

	Quantity	Base Number	Contract	AT	Region	England
% of FP17s for the same patient ID Re-attending within 3 months - Children	36	664	5.4%	9.3%	11.1%	11.6%
% of FP17s for the same patient ID Re-attending within 3 months - Adults	147	1,244	11.8%	14.9%	15.3%	15.5%
% of FP17s for the same patient ID Re-attending between 3 & 9 months - Children	354	664	53.3%	59.8%	61.1%	58.8%
% of FP17s for the same patient ID Re-attending between 3 & 9 months - Adults	488	1,244	39.2%	51.6%	52.3%	51.1%
% of FP17s for Band 1 Urgent Courses	183	1,676	10.9%	9.4%	9.5%	9.0%
% of FP17s Relating to Free Repair or Replacements	18	1,676	1.1%	0.5%	0.7%	0.8%
% of FP17s Relating to Continuations	28	1,676	1.7%	0.8%	0.8%	0.9%
% of Patients satisfied with the dentistry they have received	1	1	N/A	92.5%	93.6%	93.3%
% of Patients satisfied with the time they had to wait for an appointment	1	1	N/A	89.8%	88.8%	88.9%

\* This is based on patients treated on this contract for their most recent course of treatment. Figures in italics indicate the base number of FP17s or Patient Questionnaire responses are less than 100. N/A is shown where the base number of responses is less than 10 during the period. % is calculated as Quantity/Base number\*100

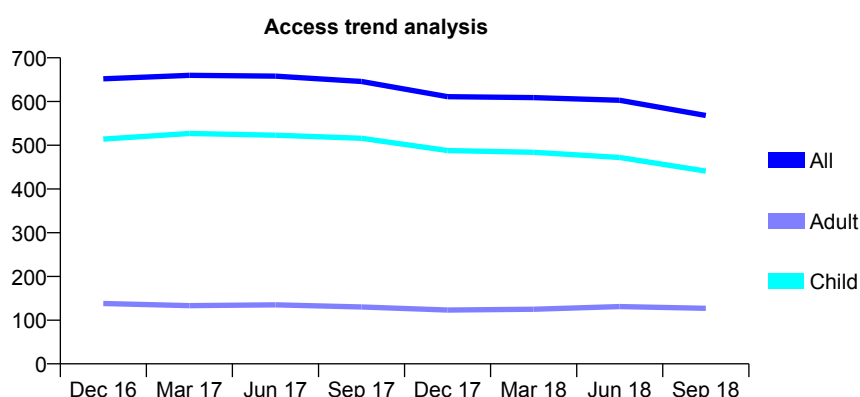
# Q68 - Vital Signs At a Glance Contract Report for 177202/0001 - September 2018

Name or company name	Mr P Poole and Mr J Drewett
Contract type name	GDS Contract
Purpose of contract	General
Contract start date	01/04/2014
Contract end date	

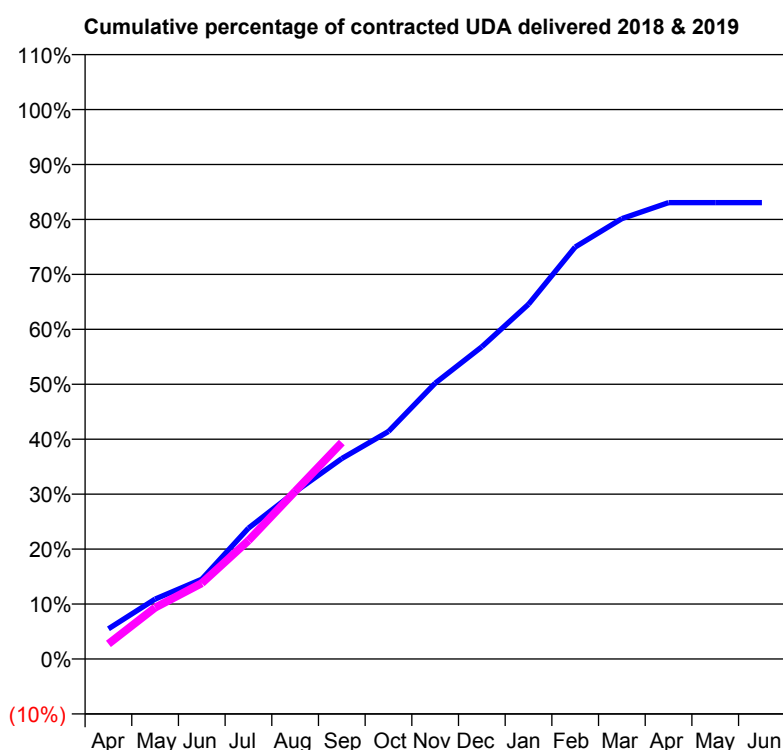
18/19 Contracted general activity (UDA)	1,239
Carry forward general activity (UDA)	0
18/19 Contracted orthodontic activity (UOA)	0
Carry forward orthodontic activity (UOA)	0
Baseline contract value	£27,846.93

## ACCESS\*

Patients seen in 24 months	Total	Change since previous quarter
Quarter ending September 2017	646	
Quarter ending December 2017	611	↓
Quarter ending March 2018	609	→
Quarter ending June 2018	603	→
Quarter ending September 2018	568	↓
<b>Variance since September 2017</b>	<b>(12.1%)</b>	<b>↓</b>



## ACTIVITY



Adjusted Scheduled Activity (UDA)		
Month	2018	2019
April	68	34
May	135	116
June	180	171
July	295	267
August	377	378
September	452	488
October	513	
November	622	
December	704	
January	800	
February	929	
March	993	
April	1,029	
May	1,029	
June	1,029	

## QUALITY

	Quantity	Base Number	Contract	AT	Region	England
% of FP17s for the same patient ID Re-attending within 3 months - Children	11	321	3.4%	9.3%	11.1%	11.6%
% of FP17s for the same patient ID Re-attending within 3 months - Adults	2	53	3.8%	14.9%	15.3%	15.5%
% of FP17s for the same patient ID Re-attending between 3 & 9 months - Children	219	321	68.2%	59.8%	61.1%	58.8%
% of FP17s for the same patient ID Re-attending between 3 & 9 months - Adults	30	53	56.6%	51.6%	52.3%	51.1%
% of FP17s for Band 1 Urgent Courses	0	352	0.0%	9.4%	9.5%	9.0%
% of FP17s Relating to Free Repair or Replacements	0	352	0.0%	0.5%	0.7%	0.8%
% of FP17s Relating to Continuations	0	352	0.0%	0.8%	0.8%	0.9%
% of Patients satisfied with the dentistry they have received	1	1	N/A	92.5%	93.6%	93.3%
% of Patients satisfied with the time they had to wait for an appointment	1	1	N/A	89.8%	88.8%	88.9%

\* This is based on patients treated on this contract for their most recent course of treatment. Figures in italics indicate the base number of FP17s or Patient Questionnaire responses are less than 100. N/A is shown where the base number of responses is less than 10 during the period. % is calculated as Quantity/Base number\*100



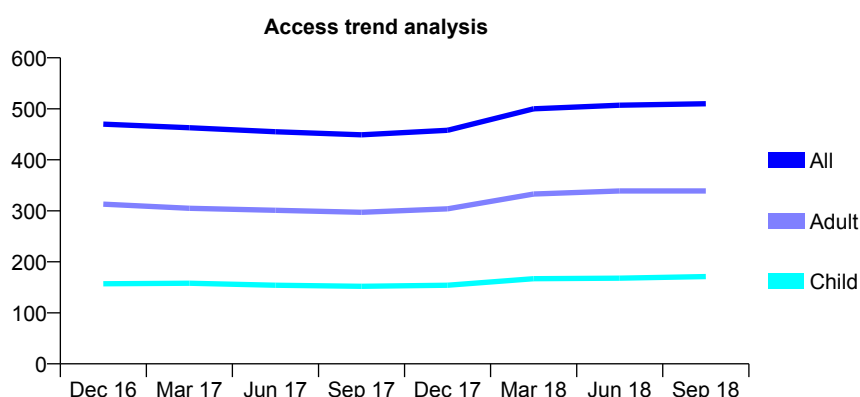
# Q68 - Vital Signs At a Glance Contract Report for 178330/0001 - September 2018

Name or company name	Tangmere Dental Care Limited
Contract type name	GDS Contract
Purpose of contract	General
Contract start date	01/04/2011
Contract end date	

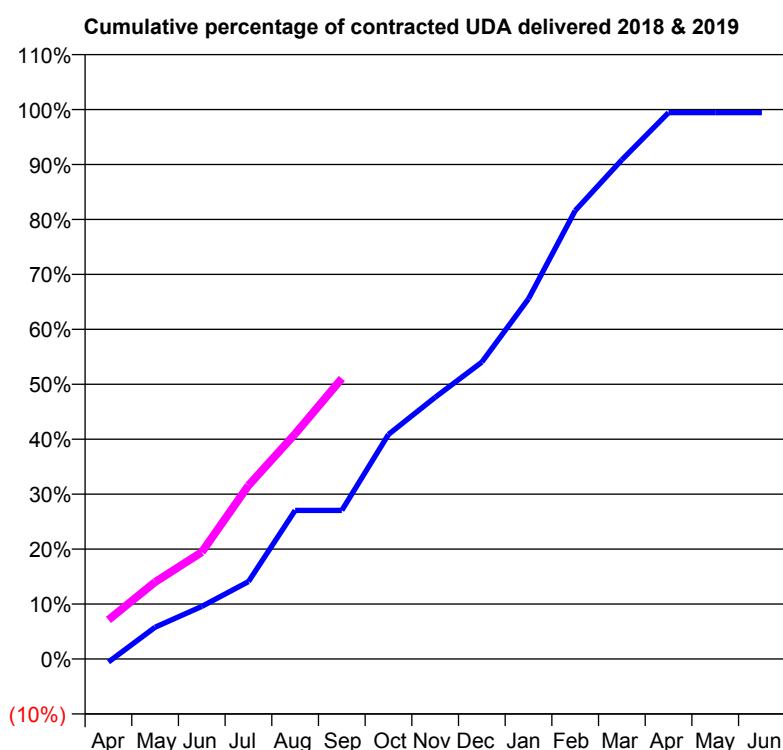
18/19 Contracted general activity (UDA)	1,960
Carry forward general activity (UDA)	11
18/19 Contracted orthodontic activity (UOA)	0
Carry forward orthodontic activity (UOA)	0
Baseline contract value	£53,317.22

## ACCESS\*

Patients seen in 24 months	Total	Change since previous quarter
Quarter ending September 2017	449	
Quarter ending December 2017	458	↑
Quarter ending March 2018	500	↑
Quarter ending June 2018	507	→
Quarter ending September 2018	510	→
<b>Variance since September 2017</b>	<b>13.6%</b>	<b>↑</b>



## ACTIVITY



Adjusted Scheduled Activity (UDA)		
Month	2018	2019
April	-11	139
May	113	275
June	187	381
July	276	619
August	530	803
September	530	1,001
October	801	
November	934	
December	1,059	
January	1,285	
February	1,599	
March	1,780	
April	1,949	
May	1,949	
June	1,949	

## QUALITY

	Quantity	Base Number	Contract	AT	Region	England
% of FP17s for the same patient ID Re-attending within 3 months - Children	13	169	7.7%	9.3%	11.1%	11.6%
% of FP17s for the same patient ID Re-attending within 3 months - Adults	36	277	13.0%	14.9%	15.3%	15.5%
% of FP17s for the same patient ID Re-attending between 3 & 9 months - Children	125	169	74.0%	59.8%	61.1%	58.8%
% of FP17s for the same patient ID Re-attending between 3 & 9 months - Adults	169	277	61.0%	51.6%	52.3%	51.1%
% of FP17s for Band 1 Urgent Courses	23	401	5.7%	9.4%	9.5%	9.0%
% of FP17s Relating to Free Repair or Replacements	0	401	0.0%	0.5%	0.7%	0.8%
% of FP17s Relating to Continuations	12	401	3.0%	0.8%	0.8%	0.9%
% of Patients satisfied with the dentistry they have received	3	3	N/A	92.5%	93.6%	93.3%
% of Patients satisfied with the time they had to wait for an appointment	3	3	N/A	89.8%	88.8%	88.9%

\* This is based on patients treated on this contract for their most recent course of treatment. Figures in italics indicate the base number of FP17s or Patient Questionnaire responses are less than 100. N/A is shown where the base number of responses is less than 10 during the period. % is calculated as Quantity/Base number\*100

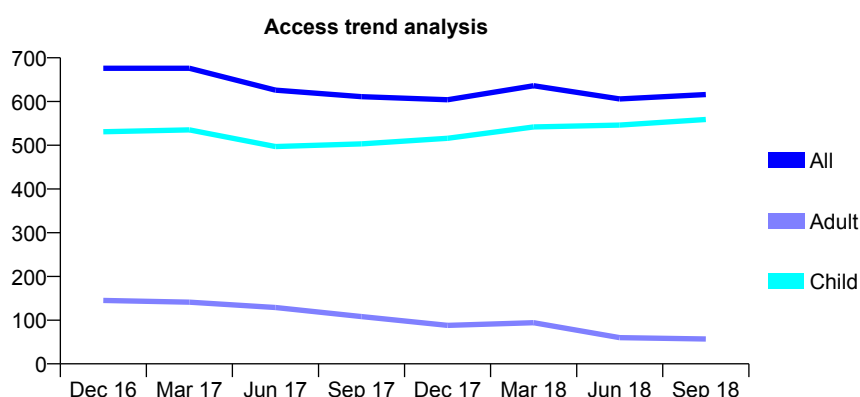
# Q68 - Vital Signs At a Glance Contract Report for 178462/0002 - September 2018

Name or company name	IQ Orthodontics Ltd
Contract type name	GDS Contract
Purpose of contract	General
Contract start date	01/04/2014
Contract end date	

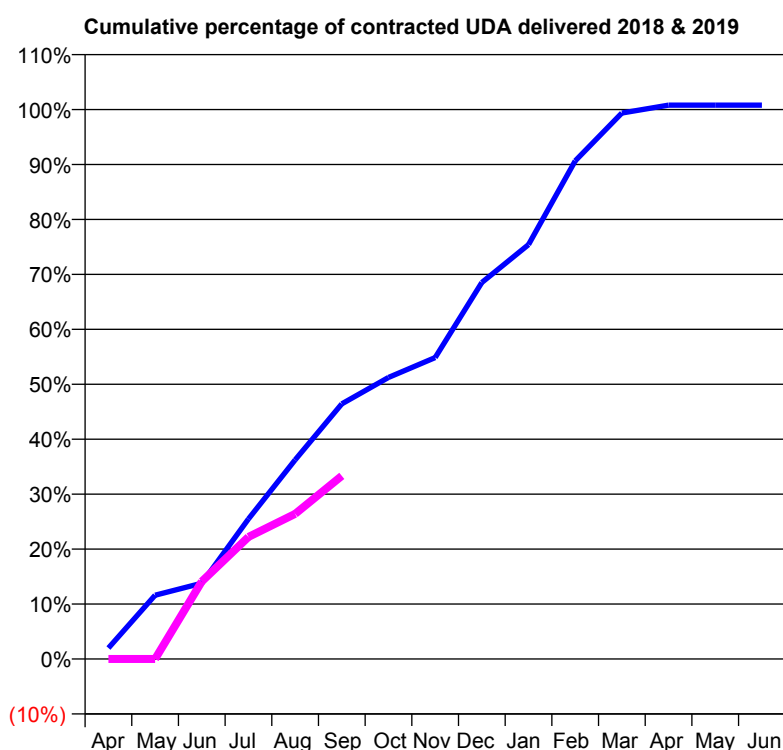
18/19 Contracted general activity (UDA)	1,000
Carry forward general activity (UDA)	0
18/19 Contracted orthodontic activity (UOA)	0
Carry forward orthodontic activity (UOA)	0
Baseline contract value	£22,475.31

## ACCESS\*

Patients seen in 24 months	Total	Change since previous quarter
Quarter ending September 2017	611	
Quarter ending December 2017	604	↓
Quarter ending March 2018	636	↑
Quarter ending June 2018	606	↓
Quarter ending September 2018	616	→
<b>Variance since September 2017</b>	<b>0.8%</b>	<b>→</b>



## ACTIVITY



Adjusted Scheduled Activity (UDA)		
Month	2018	2019
April	20	0
May	116	0
June	138	141
July	255	222
August	362	264
September	464	333
October	512	
November	549	
December	685	
January	754	
February	906	
March	994	
April	1,008	
May	1,008	
June	1,008	

## QUALITY

	Quantity	Base Number	Contract	AT	Region	England
% of FP17s for the same patient ID Re-attending within 3 months - Children	11	275	4.0%	9.3%	11.1%	11.6%
% of FP17s for the same patient ID Re-attending within 3 months - Adults	1	6	16.7%	14.9%	15.3%	15.5%
% of FP17s for the same patient ID Re-attending between 3 & 9 months - Children	143	275	52.0%	59.8%	61.1%	58.8%
% of FP17s for the same patient ID Re-attending between 3 & 9 months - Adults	2	6	33.3%	51.6%	52.3%	51.1%
% of FP17s for Band 1 Urgent Courses	1	262	0.4%	9.4%	9.5%	9.0%
% of FP17s Relating to Free Repair or Replacements	0	262	0.0%	0.5%	0.7%	0.8%
% of FP17s Relating to Continuations	0	262	0.0%	0.8%	0.8%	0.9%
% of Patients satisfied with the dentistry they have received	0	0	N/A	92.5%	93.6%	93.3%
% of Patients satisfied with the time they had to wait for an appointment	0	0	N/A	89.8%	88.8%	88.9%

\* This is based on patients treated on this contract for their most recent course of treatment. Figures in italics indicate the base number of FP17s or Patient Questionnaire responses are less than 100. N/A is shown where the base number of responses is less than 10 during the period. % is calculated as Quantity/Base number\*100

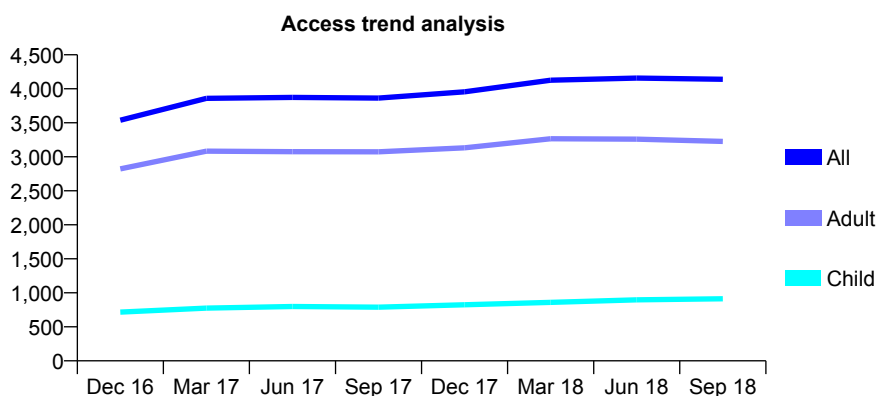
## Q68 - Vital Signs At a Glance Contract Report for 178934/0001 - September 2018

Name or company name	Newholme Dental Practice
Contract type name	GDS Contract
Purpose of contract	General
Contract start date	01/01/2015
Contract end date	

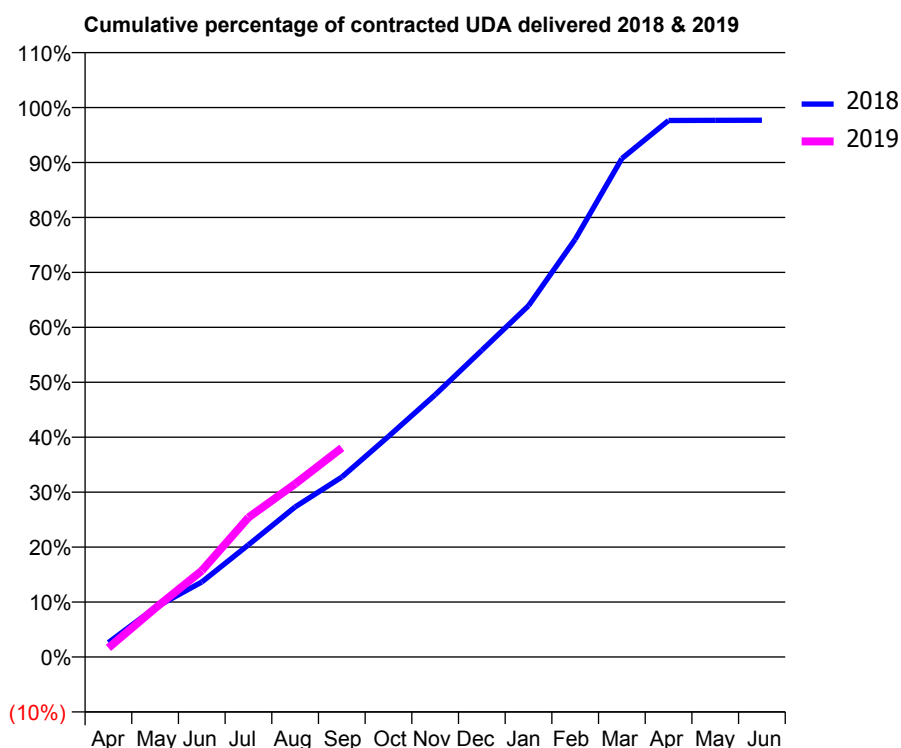
18/19 Contracted general activity (UDA)	13,635
Carry forward general activity (UDA)	315
18/19 Contracted orthodontic activity (UOA)	0
Carry forward orthodontic activity (UOA)	0
Baseline contract value	£316,259.47

### ACCESS\*

Patients seen in 24 months	Total	Change since previous quarter
Quarter ending September 2017	3,863	
Quarter ending December 2017	3,956	↑
Quarter ending March 2018	4,126	↑
Quarter ending June 2018	4,157	→
Quarter ending September 2018	4,140	→
<b>Variance since September 2017</b>	<b>7.2%</b>	<b>↑</b>



### ACTIVITY



Adjusted Scheduled Activity (UDA)		
Month	2018	2019
April	360	227
May	1,227	1,209
June	1,862	2,143
July	2,785	3,464
August	3,724	4,297
September	4,464	5,191
October	5,474	
November	6,506	
December	7,612	
January	8,719	
February	10,365	
March	12,370	
April	13,312	
May	13,315	
June	13,319	

### QUALITY

	Quantity	Base Number	Contract	AT	Region	England
% of FP17s for the same patient ID Re-attending within 3 months - Children	42	641	6.6%	9.3%	11.1%	11.6%
% of FP17s for the same patient ID Re-attending within 3 months - Adults	272	2,080	13.1%	14.9%	15.3%	15.5%
% of FP17s for the same patient ID Re-attending between 3 & 9 months - Children	398	641	62.1%	59.8%	61.1%	58.8%
% of FP17s for the same patient ID Re-attending between 3 & 9 months - Adults	1,152	2,080	55.4%	51.6%	52.3%	51.1%
% of FP17s for Band 1 Urgent Courses	170	2,481	6.9%	9.4%	9.5%	9.0%
% of FP17s Relating to Free Repair or Replacements	8	2,481	0.3%	0.5%	0.7%	0.8%
% of FP17s Relating to Continuations	3	2,481	0.1%	0.8%	0.8%	0.9%
% of Patients satisfied with the dentistry they have received	1	1	N/A	92.5%	93.6%	93.3%
% of Patients satisfied with the time they had to wait for an appointment	1	1	N/A	89.8%	88.8%	88.9%

\* This is based on patients treated on this contract for their most recent course of treatment. Figures in italics indicate the base number of FP17s or Patient Questionnaire responses are less than 100. N/A is shown where the base number of responses is less than 10 during the period. % is calculated as Quantity/Base number\*100

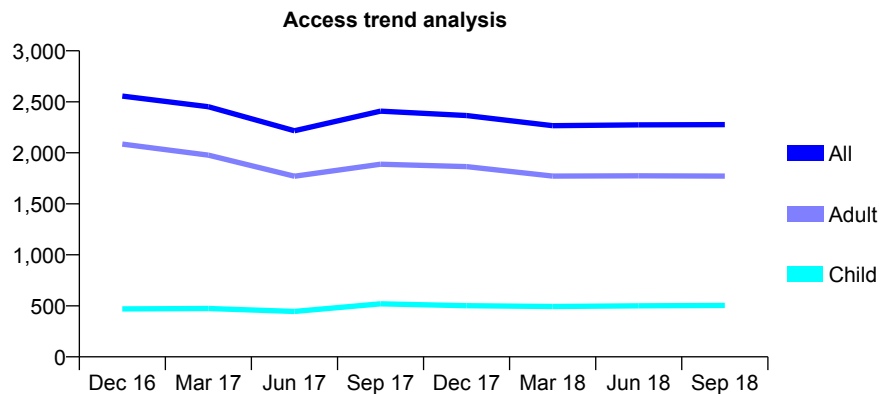
## Q68 - Vital Signs At a Glance Contract Report for 179434/0001 - September 2018

Name or company name	Mr M Eyrumlu & Mr A Eyrumlu
Contract type name	GDS Contract
Purpose of contract	General
Contract start date	01/11/2010
Contract end date	

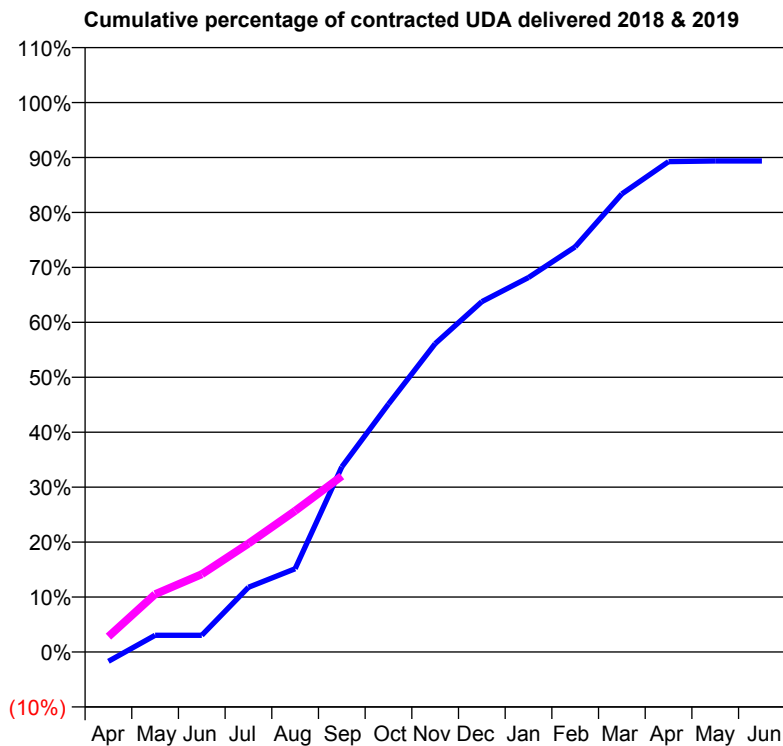
18/19 Contracted general activity (UDA)	11,052
Carry forward general activity (UDA)	0
18/19 Contracted orthodontic activity (UOA)	0
Carry forward orthodontic activity (UOA)	0
Baseline contract value	£267,702.08

### ACCESS\*

Patients seen in 24 months	Total	Change since previous quarter
Quarter ending September 2017	2,408	
Quarter ending December 2017	2,366	↓
Quarter ending March 2018	2,266	↓
Quarter ending June 2018	2,274	→
Quarter ending September 2018	2,276	→
<b>Variance since September 2017</b>	<b>(5.5%)</b>	<b>↓</b>



### ACTIVITY



Adjusted Scheduled Activity (UDA)		
Month	2018	2019
April	-173	309
May	307	1,163
June	307	1,565
July	1,185	2,181
August	1,522	2,839
September	3,386	3,538
October	4,536	
November	5,640	
December	6,410	
January	6,851	
February	7,412	
March	8,380	
April	8,972	
May	8,983	
June	8,983	

### QUALITY

	Quantity	Base Number	Contract	AT	Region	England
% of FP17s for the same patient ID Re-attending within 3 months - Children	42	289	14.5%	9.3%	11.1%	11.6%
% of FP17s for the same patient ID Re-attending within 3 months - Adults	221	1,058	20.9%	14.9%	15.3%	15.5%
% of FP17s for the same patient ID Re-attending between 3 & 9 months - Children	142	289	49.1%	59.8%	61.1%	58.8%
% of FP17s for the same patient ID Re-attending between 3 & 9 months - Adults	477	1,058	45.1%	51.6%	52.3%	51.1%
% of FP17s for Band 1 Urgent Courses	93	1,160	8.0%	9.4%	9.5%	9.0%
% of FP17s Relating to Free Repair or Replacements	1	1,160	0.1%	0.5%	0.7%	0.8%
% of FP17s Relating to Continuations	70	1,160	6.0%	0.8%	0.8%	0.9%
% of Patients satisfied with the dentistry they have received	3	3	N/A	92.5%	93.6%	93.3%
% of Patients satisfied with the time they had to wait for an appointment	3	3	N/A	89.8%	88.8%	88.9%

\* This is based on patients treated on this contract for their most recent course of treatment. Figures in italics indicate the base number of FP17s or Patient Questionnaire responses are less than 100. N/A is shown where the base number of responses is less than 10 during the period. % is calculated as Quantity/Base number\*100

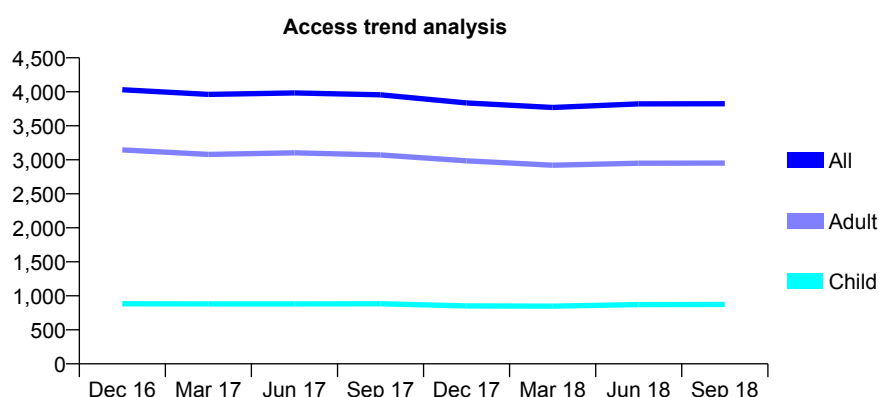
# Q68 - Vital Signs At a Glance Contract Report for 179434/0002 - September 2018

Name or company name	Mr M Eyrumlu & Mr A Eyrumlu
Contract type name	GDS Contract
Purpose of contract	General
Contract start date	10/05/2014
Contract end date	

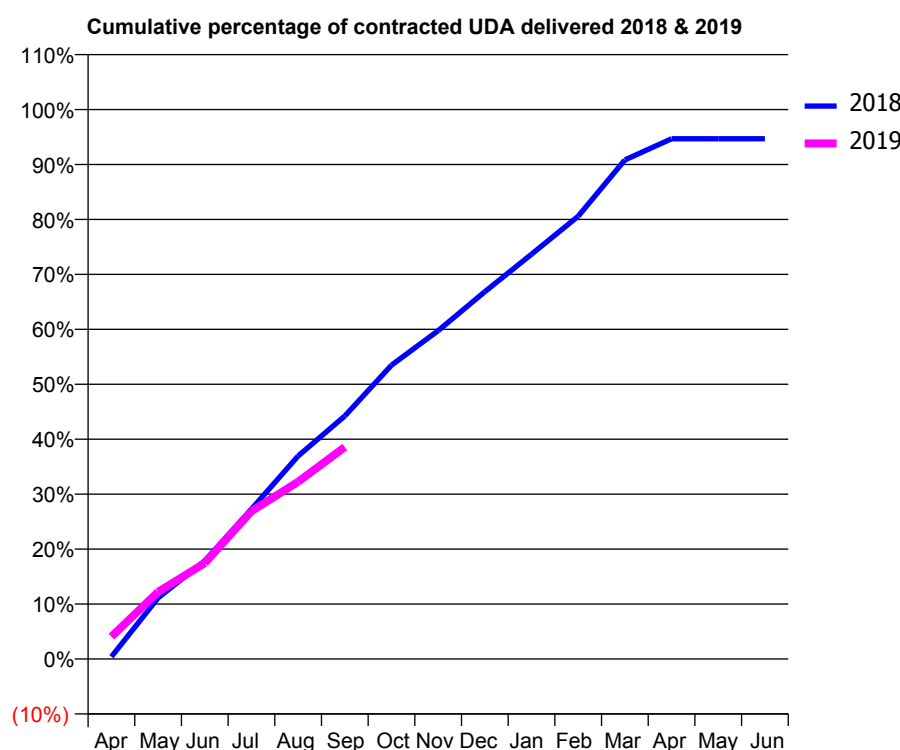
18/19 Contracted general activity (UDA)	14,350
Carry forward general activity (UDA)	0
18/19 Contracted orthodontic activity (UOA)	0
Carry forward orthodontic activity (UOA)	0
Baseline contract value	£367,549.83

## ACCESS\*

Patients seen in 24 months	Total	Change since previous quarter
Quarter ending September 2017	3,956	
Quarter ending December 2017	3,837	↓
Quarter ending March 2018	3,769	↓
Quarter ending June 2018	3,822	→
Quarter ending September 2018	3,824	→
<b>Variance since September 2017</b>	<b>(3.3%)</b>	<b>↓</b>



## ACTIVITY



Adjusted Scheduled Activity (UDA)		
Month	2018	2019
April	60	582
May	1,596	1,754
June	2,564	2,507
July	3,914	3,859
August	5,303	4,629
September	6,348	5,535
October	7,673	
November	8,574	
December	9,591	
January	10,572	
February	11,562	
March	13,031	
April	13,585	
May	13,587	
June	13,587	

## QUALITY

	Quantity	Base Number	Contract	AT	Region	England
% of FP17s for the same patient ID Re-attending within 3 months - Children	53	646	8.2%	9.3%	11.1%	11.6%
% of FP17s for the same patient ID Re-attending within 3 months - Adults	241	1,947	12.4%	14.9%	15.3%	15.5%
% of FP17s for the same patient ID Re-attending between 3 & 9 months - Children	385	646	59.6%	59.8%	61.1%	58.8%
% of FP17s for the same patient ID Re-attending between 3 & 9 months - Adults	1,176	1,947	60.4%	51.6%	52.3%	51.1%
% of FP17s for Band 1 Urgent Courses	242	2,412	10.0%	9.4%	9.5%	9.0%
% of FP17s Relating to Free Repair or Replacements	12	2,412	0.5%	0.5%	0.7%	0.8%
% of FP17s Relating to Continuations	40	2,412	1.7%	0.8%	0.8%	0.9%
% of Patients satisfied with the dentistry they have received	3	3	N/A	92.5%	93.6%	93.3%
% of Patients satisfied with the time they had to wait for an appointment	3	3	N/A	89.8%	88.8%	88.9%

\* This is based on patients treated on this contract for their most recent course of treatment. Figures in italics indicate the base number of FP17s or Patient Questionnaire responses are less than 100. N/A is shown where the base number of responses is less than 10 during the period. % is calculated as Quantity/Base number\*100

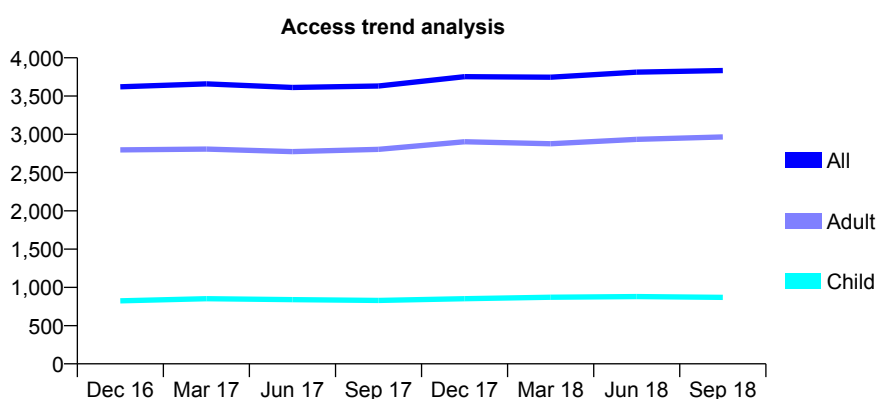
## Q68 - Vital Signs At a Glance Contract Report for 179434/0003 - September 2018

Name or company name	Mr M Eyrumlu & Mr A Eyrumlu
Contract type name	GDS Contract
Purpose of contract	General
Contract start date	01/06/2014
Contract end date	

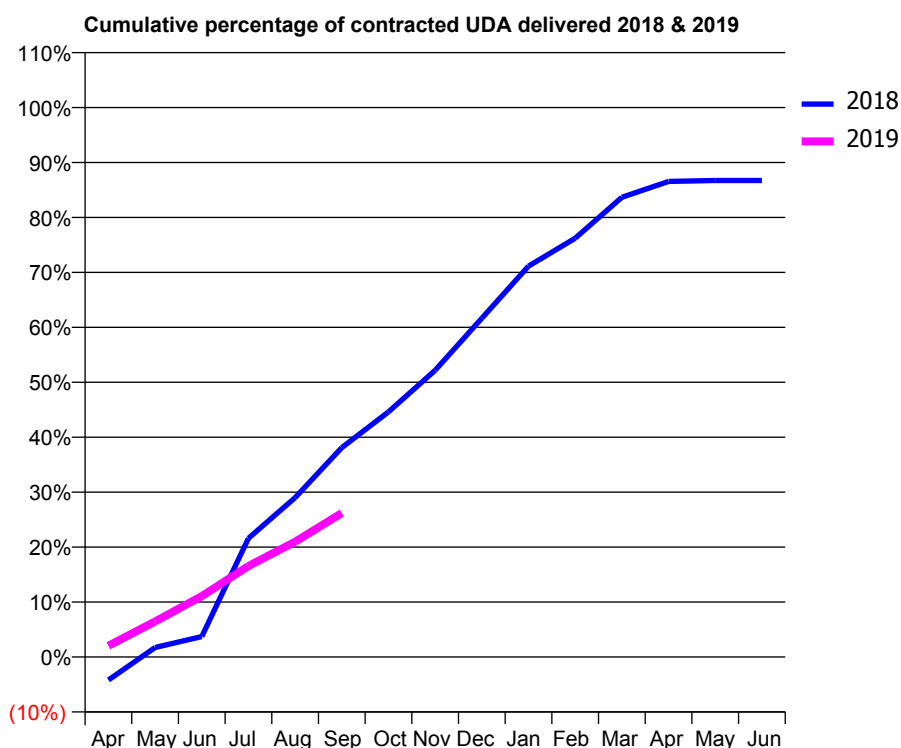
18/19 Contracted general activity (UDA)	17,500
Carry forward general activity (UDA)	0
18/19 Contracted orthodontic activity (UOA)	0
Carry forward orthodontic activity (UOA)	0
Baseline contract value	£469,717.09

### ACCESS\*

Patients seen in 24 months	Total	Change since previous quarter
Quarter ending September 2017	3,631	
Quarter ending December 2017	3,754	↑
Quarter ending March 2018	3,747	→
Quarter ending June 2018	3,813	→
Quarter ending September 2018	3,833	→
<b>Variance since September 2017</b>	<b>5.6%</b>	<b>↑</b>



### ACTIVITY



Adjusted Scheduled Activity (UDA)		
Month	2018	2019
April	-546	358
May	225	1,131
June	484	1,939
July	2,810	2,898
August	3,772	3,673
September	4,955	4,586
October	5,801	
November	6,783	
December	8,015	
January	9,247	
February	9,908	
March	10,877	
April	11,251	
May	11,274	
June	11,274	

### QUALITY

	Quantity	Base Number	Contract	AT	Region	England
% of FP17s for the same patient ID Re-attending within 3 months - Children	59	577	10.2%	9.3%	11.1%	11.6%
% of FP17s for the same patient ID Re-attending within 3 months - Adults	399	2,051	19.5%	14.9%	15.3%	15.5%
% of FP17s for the same patient ID Re-attending between 3 & 9 months - Children	280	577	48.5%	59.8%	61.1%	58.8%
% of FP17s for the same patient ID Re-attending between 3 & 9 months - Adults	885	2,051	43.1%	51.6%	52.3%	51.1%
% of FP17s for Band 1 Urgent Courses	379	2,457	15.4%	9.4%	9.5%	9.0%
% of FP17s Relating to Free Repair or Replacements	22	2,457	0.9%	0.5%	0.7%	0.8%
% of FP17s Relating to Continuations	58	2,457	2.4%	0.8%	0.8%	0.9%
% of Patients satisfied with the dentistry they have received	0	1	N/A	92.5%	93.6%	93.3%
% of Patients satisfied with the time they had to wait for an appointment	1	1	N/A	89.8%	88.8%	88.9%

\* This is based on patients treated on this contract for their most recent course of treatment. Figures in italics indicate the base number of FP17s or Patient Questionnaire responses are less than 100. N/A is shown where the base number of responses is less than 10 during the period. % is calculated as Quantity/Base number\*100

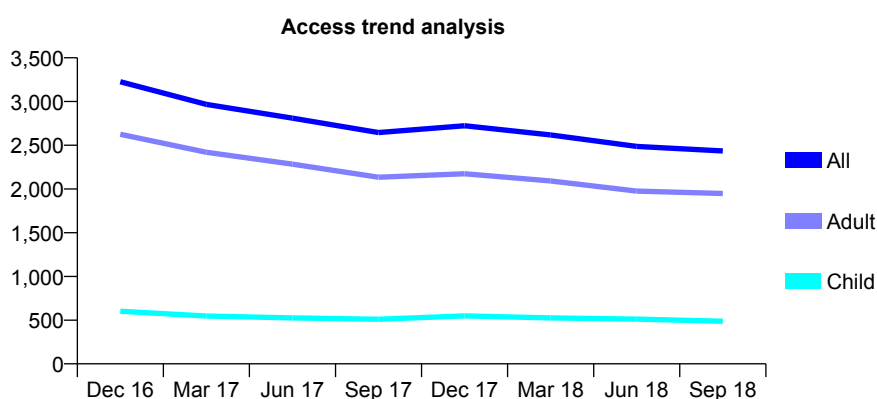
## Q68 - Vital Signs At a Glance Contract Report for 179434/0004 - September 2018

Name or company name	Mr M Eyrumlu & Mr A Eyrumlu
Contract type name	GDS Contract
Purpose of contract	General
Contract start date	01/06/2014
Contract end date	

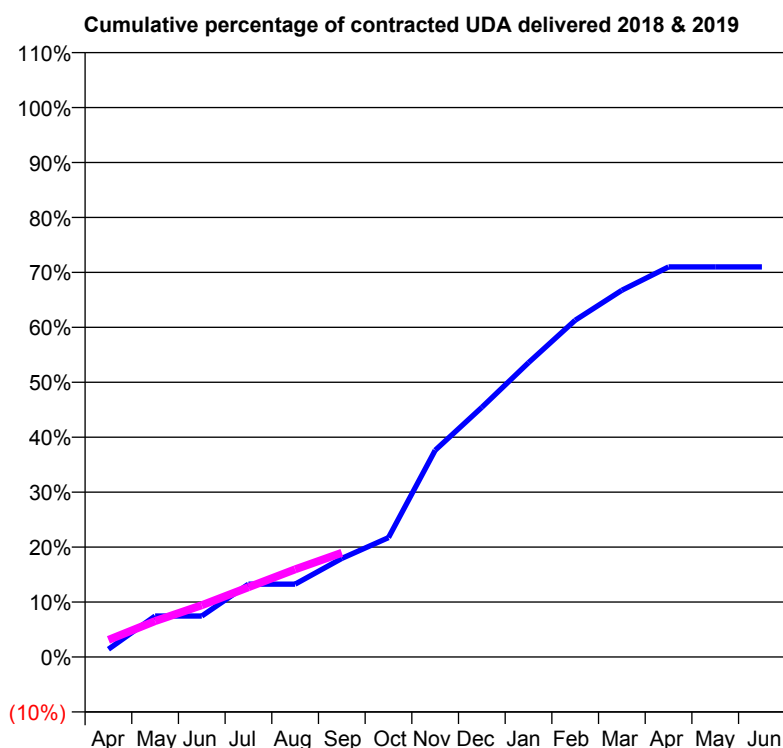
18/19 Contracted general activity (UDA)	13,369
Carry forward general activity (UDA)	0
18/19 Contracted orthodontic activity (UOA)	0
Carry forward orthodontic activity (UOA)	0
Baseline contract value	£333,246.28

### ACCESS\*

Patients seen in 24 months	Total	Change since previous quarter
Quarter ending September 2017	2,645	
Quarter ending December 2017	2,723	↑
Quarter ending March 2018	2,618	↓
Quarter ending June 2018	2,487	↓
Quarter ending September 2018	2,435	↓
<b>Variance since September 2017</b>	<b>(7.9%)</b>	<b>↓</b>



### ACTIVITY



Adjusted Scheduled Activity (UDA)		
Month	2018	2019
April	132	418
May	699	873
June	699	1,261
July	1,241	1,698
August	1,241	2,134
September	1,680	2,535
October	2,036	
November	3,526	
December	4,256	
January	5,019	
February	5,742	
March	6,253	
April	6,652	
May	6,651	
June	6,651	

### QUALITY

	Quantity	Base Number	Contract	AT	Region	England
% of FP17s for the same patient ID Re-attending within 3 months - Children	10	210	4.8%	9.3%	11.1%	11.6%
% of FP17s for the same patient ID Re-attending within 3 months - Adults	129	995	13.0%	14.9%	15.3%	15.5%
% of FP17s for the same patient ID Re-attending between 3 & 9 months - Children	91	210	43.3%	59.8%	61.1%	58.8%
% of FP17s for the same patient ID Re-attending between 3 & 9 months - Adults	530	995	53.3%	51.6%	52.3%	51.1%
% of FP17s for Band 1 Urgent Courses	108	1,101	9.8%	9.4%	9.5%	9.0%
% of FP17s Relating to Free Repair or Replacements	4	1,101	0.4%	0.5%	0.7%	0.8%
% of FP17s Relating to Continuations	20	1,101	1.8%	0.8%	0.8%	0.9%
% of Patients satisfied with the dentistry they have received	0	1	N/A	92.5%	93.6%	93.3%
% of Patients satisfied with the time they had to wait for an appointment	0	1	N/A	89.8%	88.8%	88.9%

\* This is based on patients treated on this contract for their most recent course of treatment. Figures in italics indicate the base number of FP17s or Patient Questionnaire responses are less than 100. N/A is shown where the base number of responses is less than 10 during the period. % is calculated as Quantity/Base number\*100



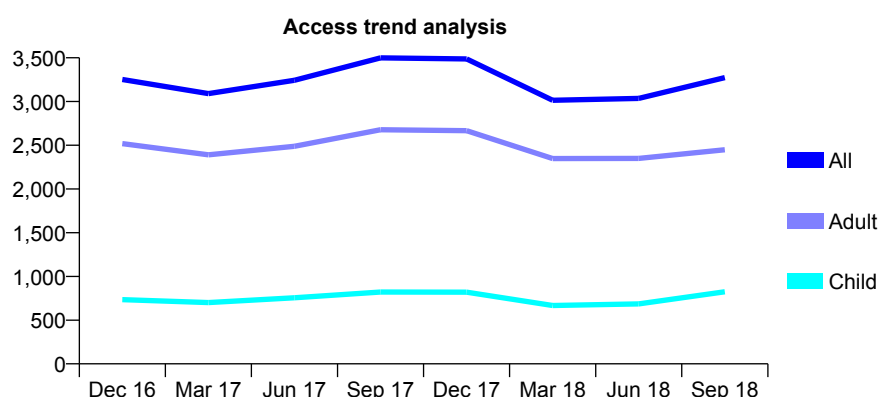
# Q68 - Vital Signs At a Glance Contract Report for 179434/0005 - September 2018

Name or company name	Mr M Eyrumlu & Mr A Eyrumlu
Contract type name	GDS Contract
Purpose of contract	General
Contract start date	10/05/2014
Contract end date	

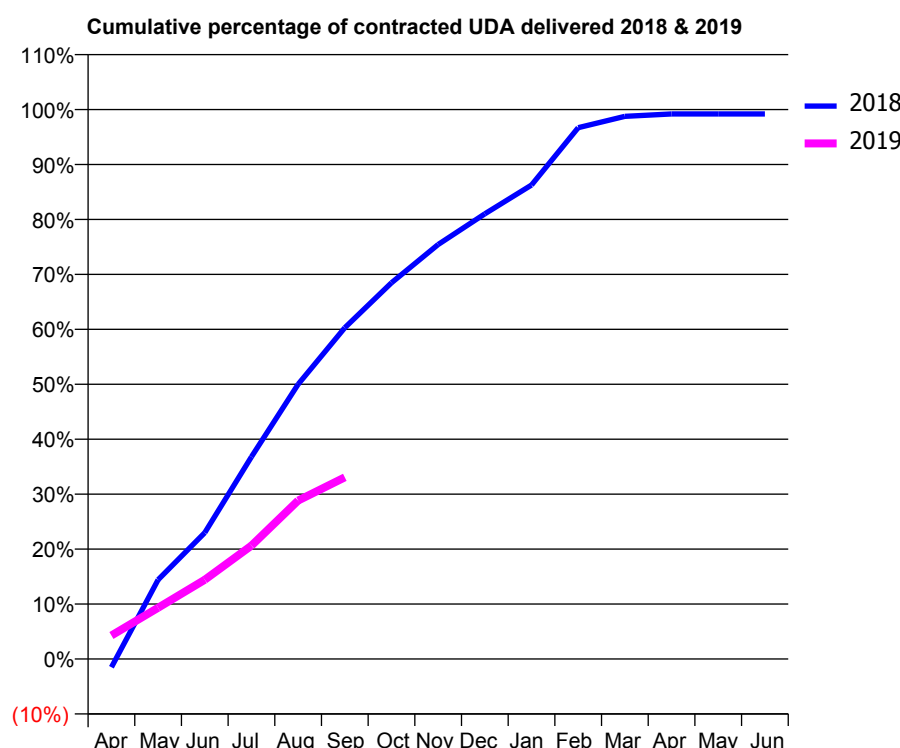
18/19 Contracted general activity (UDA)	14,000
Carry forward general activity (UDA)	113
18/19 Contracted orthodontic activity (UOA)	0
Carry forward orthodontic activity (UOA)	0
Baseline contract value	£382,751.05

## ACCESS\*

Patients seen in 24 months	Total	Change since previous quarter
Quarter ending September 2017	3,499	
Quarter ending December 2017	3,487	→
Quarter ending March 2018	3,015	↓
Quarter ending June 2018	3,036	→
Quarter ending September 2018	3,274	↑
<b>Variance since September 2017</b>	<b>(6.4%)</b>	<b>↓</b>



## ACTIVITY



Adjusted Scheduled Activity (UDA)		
Month	2018	2019
April	-211	601
May	2,021	1,308
June	3,219	2,021
July	5,154	2,888
August	7,001	4,038
September	8,441	4,628
October	9,586	
November	10,561	
December	11,342	
January	12,076	
February	13,538	
March	13,825	
April	13,887	
May	13,887	
June	13,887	

## QUALITY

	Quantity	Base Number	Contract	AT	Region	England
% of FP17s for the same patient ID Re-attending within 3 months - Children	26	587	4.4%	9.3%	11.1%	11.6%
% of FP17s for the same patient ID Re-attending within 3 months - Adults	193	1,489	13.0%	14.9%	15.3%	15.5%
% of FP17s for the same patient ID Re-attending between 3 & 9 months - Children	234	587	39.9%	59.8%	61.1%	58.8%
% of FP17s for the same patient ID Re-attending between 3 & 9 months - Adults	482	1,489	32.4%	51.6%	52.3%	51.1%
% of FP17s for Band 1 Urgent Courses	180	2,066	8.7%	9.4%	9.5%	9.0%
% of FP17s Relating to Free Repair or Replacements	16	2,066	0.8%	0.5%	0.7%	0.8%
% of FP17s Relating to Continuations	38	2,066	1.8%	0.8%	0.8%	0.9%
% of Patients satisfied with the dentistry they have received	4	4	N/A	92.5%	93.6%	93.3%
% of Patients satisfied with the time they had to wait for an appointment	4	4	N/A	89.8%	88.8%	88.9%

\* This is based on patients treated on this contract for their most recent course of treatment. Figures in italics indicate the base number of FP17s or Patient Questionnaire responses are less than 100. N/A is shown where the base number of responses is less than 10 during the period. % is calculated as Quantity/Base number\*100

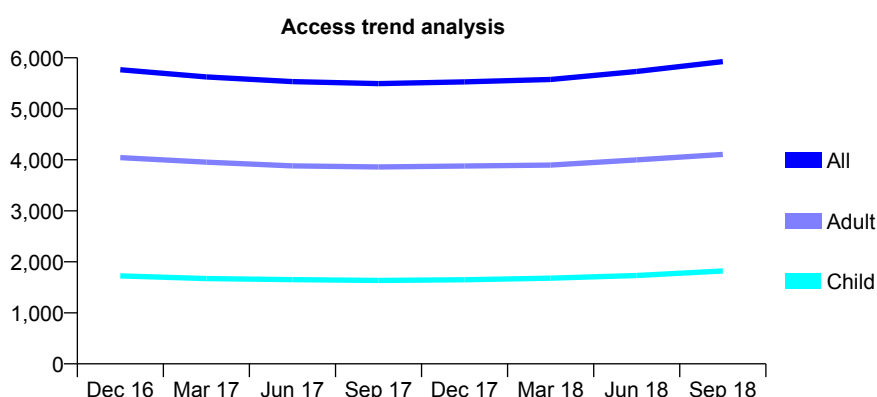
# Q68 - Vital Signs At a Glance Contract Report for 179434/0006 - September 2018

Name or company name	Mr M Eyrumlu & Mr A Eyrumlu
Contract type name	GDS Contract
Purpose of contract	General
Contract start date	01/12/2014
Contract end date	

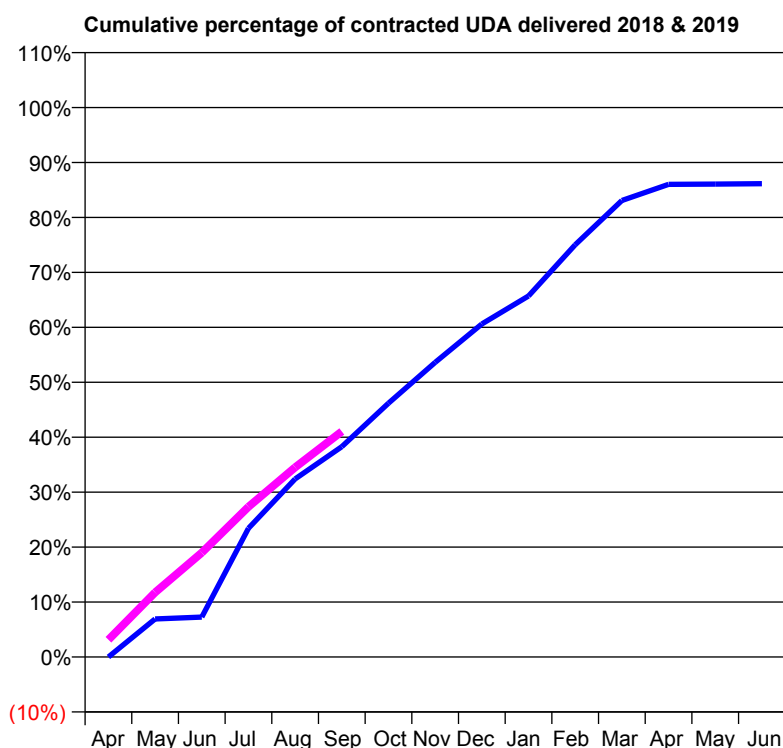
18/19 Contracted general activity (UDA)	16,022
Carry forward general activity (UDA)	0
18/19 Contracted orthodontic activity (UOA)	0
Carry forward orthodontic activity (UOA)	0
Baseline contract value	£430,767.71

## ACCESS\*

Patients seen in 24 months	Total	Change since previous quarter
Quarter ending September 2017	5,495	
Quarter ending December 2017	5,527	→
Quarter ending March 2018	5,576	→
Quarter ending June 2018	5,732	↑
Quarter ending September 2018	5,926	↑
<b>Variance since September 2017</b>	<b>7.8%</b>	<b>↑</b>



## ACTIVITY



Adjusted Scheduled Activity (UDA)		
Month	2018	2019
April	0	505
May	1,110	1,882
June	1,166	3,041
July	3,754	4,381
August	5,194	5,532
September	6,135	6,577
October	7,403	
November	8,592	
December	9,709	
January	10,526	
February	12,021	
March	13,312	
April	13,782	
May	13,788	
June	13,800	

## QUALITY

	Quantity	Base Number	Contract	AT	Region	England
% of FP17s for the same patient ID Re-attending within 3 months - Children	90	1,393	6.5%	9.3%	11.1%	11.6%
% of FP17s for the same patient ID Re-attending within 3 months - Adults	387	2,809	13.8%	14.9%	15.3%	15.5%
% of FP17s for the same patient ID Re-attending between 3 & 9 months - Children	826	1,393	59.3%	59.8%	61.1%	58.8%
% of FP17s for the same patient ID Re-attending between 3 & 9 months - Adults	1,359	2,809	48.4%	51.6%	52.3%	51.1%
% of FP17s for Band 1 Urgent Courses	452	3,977	11.4%	9.4%	9.5%	9.0%
% of FP17s Relating to Free Repair or Replacements	14	3,977	0.4%	0.5%	0.7%	0.8%
% of FP17s Relating to Continuations	16	3,977	0.4%	0.8%	0.8%	0.9%
% of Patients satisfied with the dentistry they have received	1	1	N/A	92.5%	93.6%	93.3%
% of Patients satisfied with the time they had to wait for an appointment	1	1	N/A	89.8%	88.8%	88.9%

\* This is based on patients treated on this contract for their most recent course of treatment. Figures in italics indicate the base number of FP17s or Patient Questionnaire responses are less than 100. N/A is shown where the base number of responses is less than 10 during the period. % is calculated as Quantity/Base number\*100

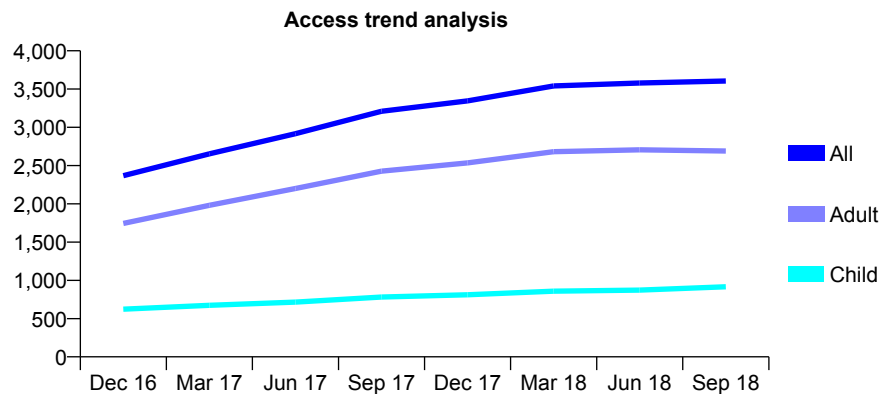
## Q68 - Vital Signs At a Glance Contract Report for 179434/0007 - September 2018

Name or company name	Mr M Eyrumlu & Mr A Eyrumlu
Contract type name	GDS Contract
Purpose of contract	General
Contract start date	01/09/2015
Contract end date	

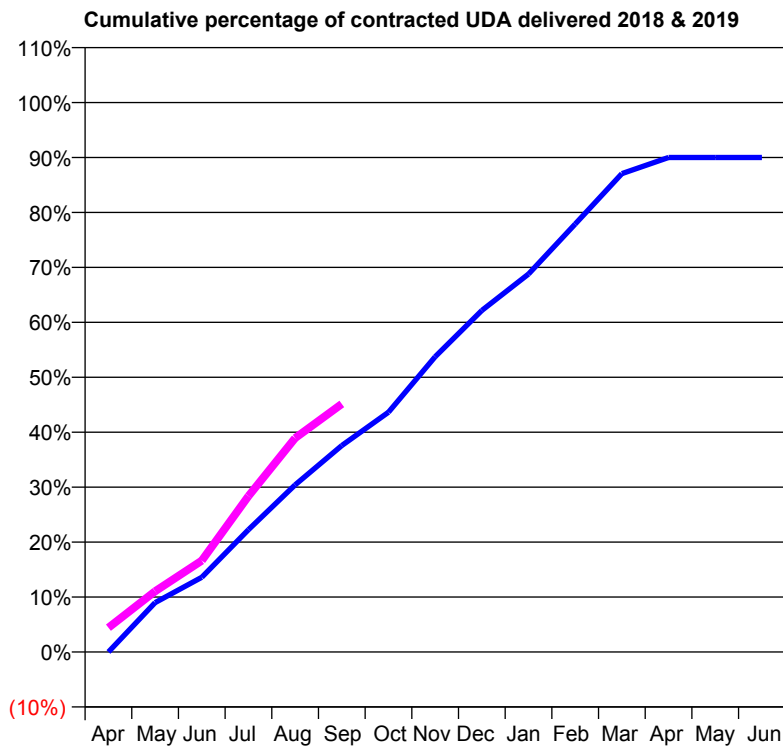
18/19 Contracted general activity (UDA)	12,631
Carry forward general activity (UDA)	0
18/19 Contracted orthodontic activity (UOA)	0
Carry forward orthodontic activity (UOA)	0
Baseline contract value	£326,850.28

### ACCESS\*

Patients seen in 24 months	Total	Change since previous quarter
Quarter ending September 2017	3,209	
Quarter ending December 2017	3,346	↑
Quarter ending March 2018	3,540	↑
Quarter ending June 2018	3,579	→
Quarter ending September 2018	3,606	→
<b>Variance since September 2017</b>	<b>12.4%</b>	<b>↑</b>



### ACTIVITY



Adjusted Scheduled Activity (UDA)		
Month	2018	2019
April	0	561
May	1,136	1,396
June	1,719	2,101
July	2,812	3,585
August	3,842	4,917
September	4,745	5,701
October	5,513	
November	6,789	
December	7,851	
January	8,689	
February	9,837	
March	10,996	
April	11,368	
May	11,368	
June	11,368	

### QUALITY

	Quantity	Base Number	Contract	AT	Region	England
% of FP17s for the same patient ID Re-attending within 3 months - Children	58	588	9.9%	9.3%	11.1%	11.6%
% of FP17s for the same patient ID Re-attending within 3 months - Adults	339	1,666	20.3%	14.9%	15.3%	15.5%
% of FP17s for the same patient ID Re-attending between 3 & 9 months - Children	230	588	39.1%	59.8%	61.1%	58.8%
% of FP17s for the same patient ID Re-attending between 3 & 9 months - Adults	556	1,666	33.4%	51.6%	52.3%	51.1%
% of FP17s for Band 1 Urgent Courses	651	2,099	31.0%	9.4%	9.5%	9.0%
% of FP17s Relating to Free Repair or Replacements	8	2,099	0.4%	0.5%	0.7%	0.8%
% of FP17s Relating to Continuations	36	2,099	1.7%	0.8%	0.8%	0.9%
% of Patients satisfied with the dentistry they have received	4	4	N/A	92.5%	93.6%	93.3%
% of Patients satisfied with the time they had to wait for an appointment	4	4	N/A	89.8%	88.8%	88.9%

\* This is based on patients treated on this contract for their most recent course of treatment. Figures in italics indicate the base number of FP17s or Patient Questionnaire responses are less than 100. N/A is shown where the base number of responses is less than 10 during the period. % is calculated as Quantity/Base number\*100

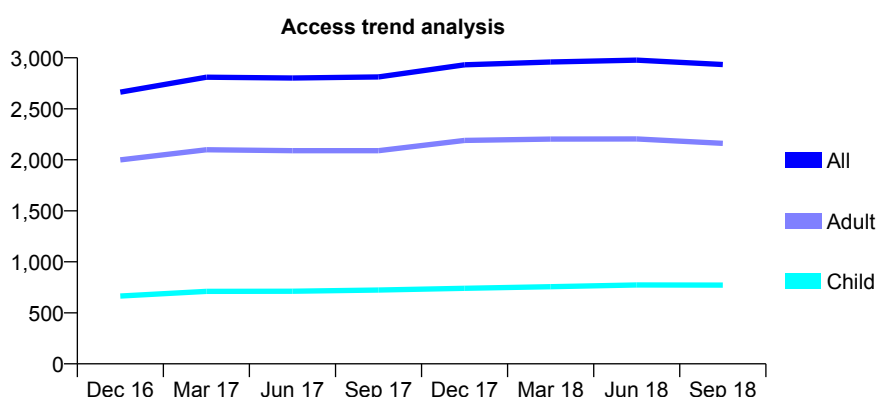
# Q68 - Vital Signs At a Glance Contract Report for 179655/0001 - September 2018

Name or company name	S Oikonomou
Contract type name	GDS Contract
Purpose of contract	General
Contract start date	01/09/2012
Contract end date	

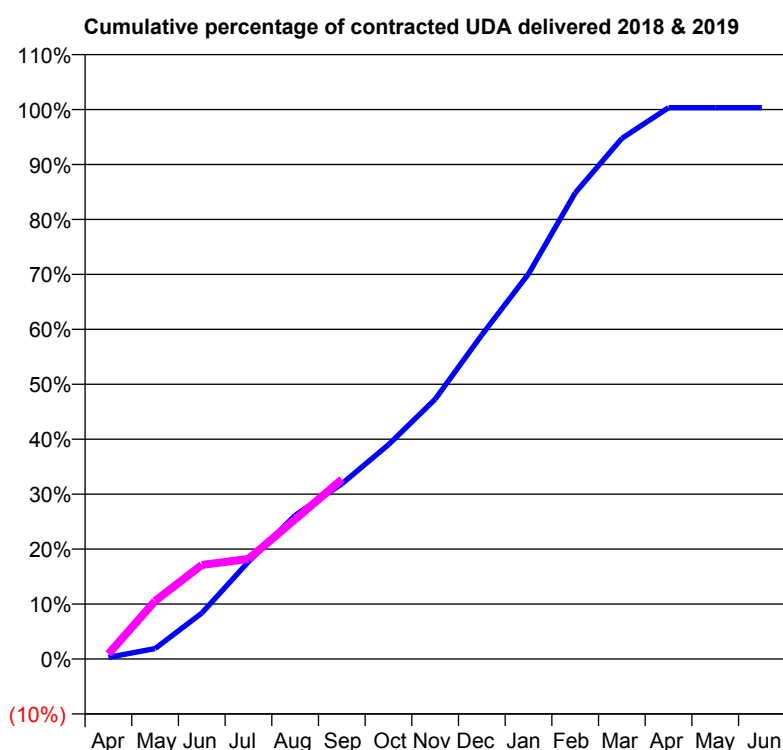
18/19 Contracted general activity (UDA)	9,106
Carry forward general activity (UDA)	0
18/19 Contracted orthodontic activity (UOA)	0
Carry forward orthodontic activity (UOA)	0
Baseline contract value	£216,849.31

## ACCESS\*

Patients seen in 24 months	Total	Change since previous quarter
Quarter ending September 2017	2,813	
Quarter ending December 2017	2,931	↑
Quarter ending March 2018	2,959	→
Quarter ending June 2018	2,977	→
Quarter ending September 2018	2,934	↓
<b>Variance since September 2017</b>	<b>4.3%</b>	<b>↑</b>



## ACTIVITY



Adjusted Scheduled Activity (UDA)		
Month	2018	2019
April	28	84
May	173	961
June	762	1,559
July	1,613	1,657
August	2,381	2,314
September	2,902	2,977
October	3,552	
November	4,305	
December	5,372	
January	6,383	
February	7,723	
March	8,628	
April	9,137	
May	9,137	
June	9,137	

## QUALITY

	Quantity	Base Number	Contract	AT	Region	England
% of FP17s for the same patient ID Re-attending within 3 months - Children	14	423	3.3%	9.3%	11.1%	11.6%
% of FP17s for the same patient ID Re-attending within 3 months - Adults	112	1,113	10.1%	14.9%	15.3%	15.5%
% of FP17s for the same patient ID Re-attending between 3 & 9 months - Children	248	423	58.6%	59.8%	61.1%	58.8%
% of FP17s for the same patient ID Re-attending between 3 & 9 months - Adults	637	1,113	57.2%	51.6%	52.3%	51.1%
% of FP17s for Band 1 Urgent Courses	113	1,350	8.4%	9.4%	9.5%	9.0%
% of FP17s Relating to Free Repair or Replacements	9	1,350	0.7%	0.5%	0.7%	0.8%
% of FP17s Relating to Continuations	2	1,350	0.1%	0.8%	0.8%	0.9%
% of Patients satisfied with the dentistry they have received	1	1	N/A	92.5%	93.6%	93.3%
% of Patients satisfied with the time they had to wait for an appointment	1	1	N/A	89.8%	88.8%	88.9%

\* This is based on patients treated on this contract for their most recent course of treatment. Figures in italics indicate the base number of FP17s or Patient Questionnaire responses are less than 100. N/A is shown where the base number of responses is less than 10 during the period. % is calculated as Quantity/Base number\*100

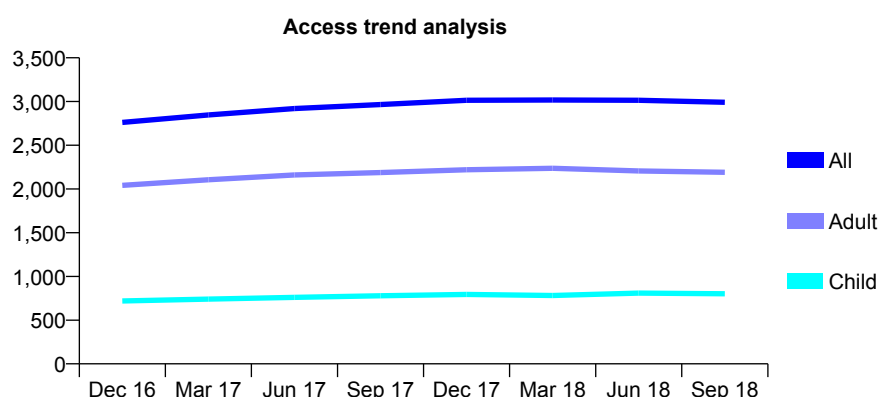
# Q68 - Vital Signs At a Glance Contract Report for 180408/0001 - September 2018

Name or company name	Richard Johns Limited
Contract type name	GDS Contract
Purpose of contract	General
Contract start date	01/09/2011
Contract end date	

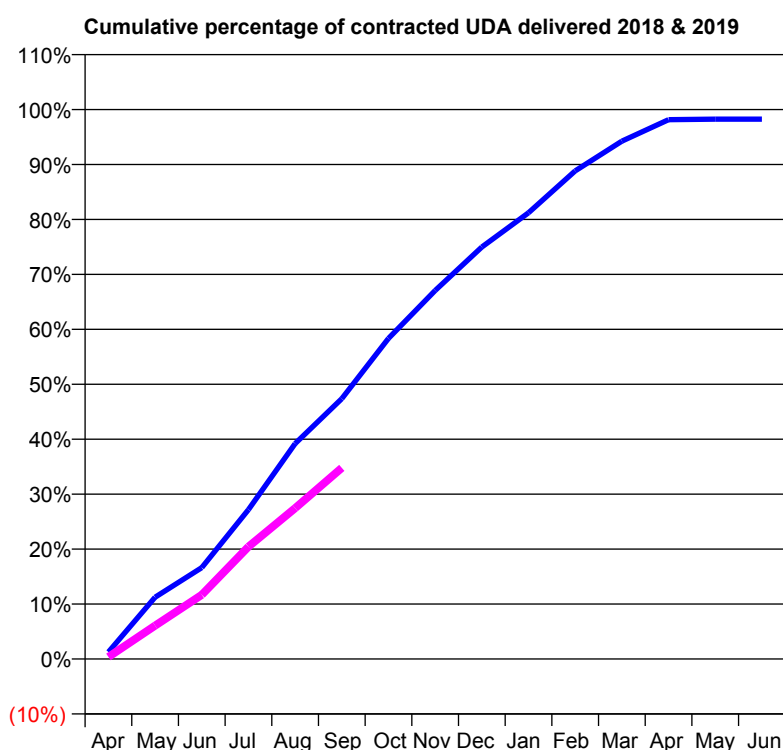
18/19 Contracted general activity (UDA)	10,342
Carry forward general activity (UDA)	181
18/19 Contracted orthodontic activity (UOA)	0
Carry forward orthodontic activity (UOA)	0
Baseline contract value	£286,357.26

## ACCESS\*

Patients seen in 24 months	Total	Change since previous quarter
Quarter ending September 2017	2,966	
Quarter ending December 2017	3,014	→
Quarter ending March 2018	3,017	→
Quarter ending June 2018	3,015	→
Quarter ending September 2018	2,992	→
<b>Variance since September 2017</b>	<b>0.9%</b>	<b>→</b>



## ACTIVITY



Adjusted Scheduled Activity (UDA)		
Month	2018	2019
April	132	39
May	1,162	630
June	1,719	1,207
July	2,813	2,116
August	4,053	2,839
September	4,899	3,596
October	6,036	
November	6,936	
December	7,754	
January	8,399	
February	9,188	
March	9,748	
April	10,152	
May	10,161	
June	10,161	

## QUALITY

	Quantity	Base Number	Contract	AT	Region	England
% of FP17s for the same patient ID Re-attending within 3 months - Children	38	640	5.9%	9.3%	11.1%	11.6%
% of FP17s for the same patient ID Re-attending within 3 months - Adults	230	1,547	14.9%	14.9%	15.3%	15.5%
% of FP17s for the same patient ID Re-attending between 3 & 9 months - Children	430	640	67.2%	59.8%	61.1%	58.8%
% of FP17s for the same patient ID Re-attending between 3 & 9 months - Adults	927	1,547	59.9%	51.6%	52.3%	51.1%
% of FP17s for Band 1 Urgent Courses	102	1,450	7.0%	9.4%	9.5%	9.0%
% of FP17s Relating to Free Repair or Replacements	11	1,450	0.8%	0.5%	0.7%	0.8%
% of FP17s Relating to Continuations	18	1,450	1.2%	0.8%	0.8%	0.9%
% of Patients satisfied with the dentistry they have received	3	3	N/A	92.5%	93.6%	93.3%
% of Patients satisfied with the time they had to wait for an appointment	3	3	N/A	89.8%	88.8%	88.9%

\* This is based on patients treated on this contract for their most recent course of treatment. Figures in italics indicate the base number of FP17s or Patient Questionnaire responses are less than 100. N/A is shown where the base number of responses is less than 10 during the period. % is calculated as Quantity/Base number\*100

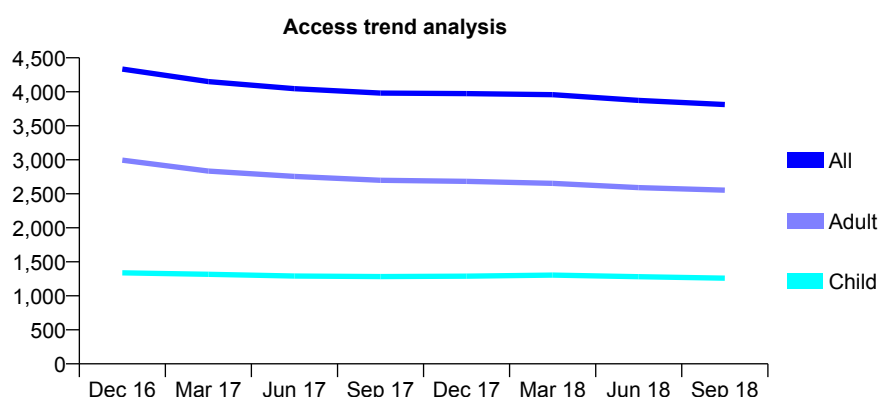
# Q68 - Vital Signs At a Glance Contract Report for 182451/0001 - September 2018

Name or company name	Dentistree Horley Ltd
Contract type name	GDS Contract
Purpose of contract	General
Contract start date	01/12/2008
Contract end date	

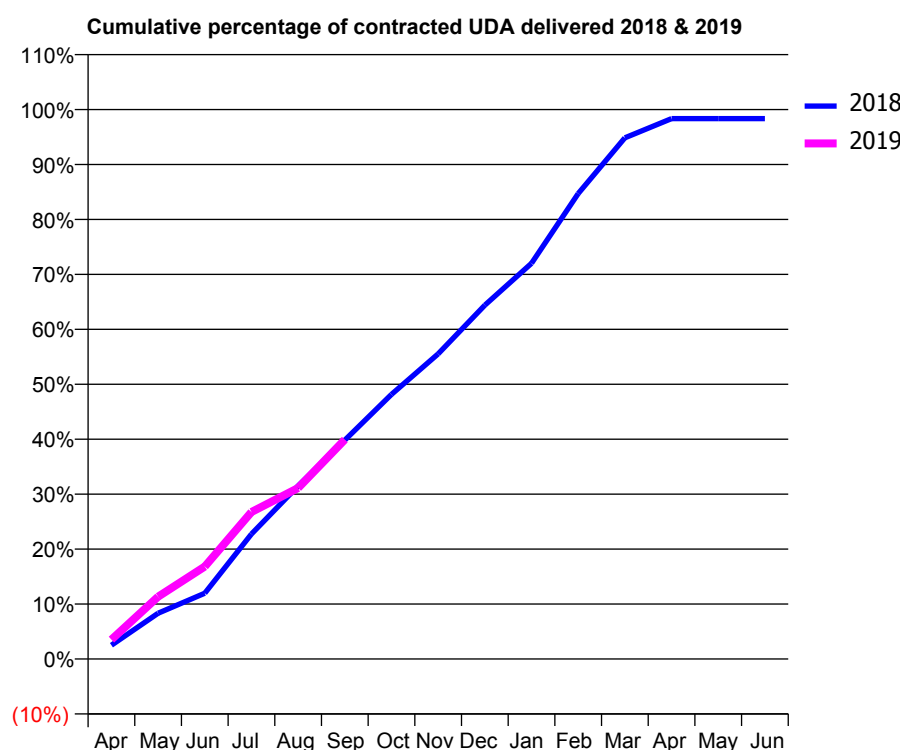
18/19 Contracted general activity (UDA)	11,250
Carry forward general activity (UDA)	186
18/19 Contracted orthodontic activity (UOA)	0
Carry forward orthodontic activity (UOA)	0
Baseline contract value	£303,201.21

## ACCESS\*

Patients seen in 24 months	Total	Change since previous quarter
Quarter ending September 2017	3,982	
Quarter ending December 2017	3,974	→
Quarter ending March 2018	3,957	→
Quarter ending June 2018	3,874	↓
Quarter ending September 2018	3,812	↓
<b>Variance since September 2017</b>	<b>(4.3%)</b>	<b>↓</b>



## ACTIVITY



Adjusted Scheduled Activity (UDA)		
Month	2018	2019
April	282	397
May	938	1,276
June	1,349	1,892
July	2,558	3,011
August	3,544	3,502
September	4,480	4,493
October	5,418	
November	6,248	
December	7,244	
January	8,101	
February	9,529	
March	10,671	
April	11,063	
May	11,063	
June	11,063	

## QUALITY

	Quantity	Base Number	Contract	AT	Region	England
% of FP17s for the same patient ID Re-attending within 3 months - Children	103	1,136	9.1%	9.3%	11.1%	11.6%
% of FP17s for the same patient ID Re-attending within 3 months - Adults	235	1,800	13.1%	14.9%	15.3%	15.5%
% of FP17s for the same patient ID Re-attending between 3 & 9 months - Children	872	1,136	76.8%	59.8%	61.1%	58.8%
% of FP17s for the same patient ID Re-attending between 3 & 9 months - Adults	1,184	1,800	65.8%	51.6%	52.3%	51.1%
% of FP17s for Band 1 Urgent Courses	251	2,742	9.2%	9.4%	9.5%	9.0%
% of FP17s Relating to Free Repair or Replacements	12	2,742	0.4%	0.5%	0.7%	0.8%
% of FP17s Relating to Continuations	28	2,742	1.0%	0.8%	0.8%	0.9%
% of Patients satisfied with the dentistry they have received	1	1	N/A	92.5%	93.6%	93.3%
% of Patients satisfied with the time they had to wait for an appointment	1	1	N/A	89.8%	88.8%	88.9%

\* This is based on patients treated on this contract for their most recent course of treatment. Figures in italics indicate the base number of FP17s or Patient Questionnaire responses are less than 100. N/A is shown where the base number of responses is less than 10 during the period. % is calculated as Quantity/Base number\*100

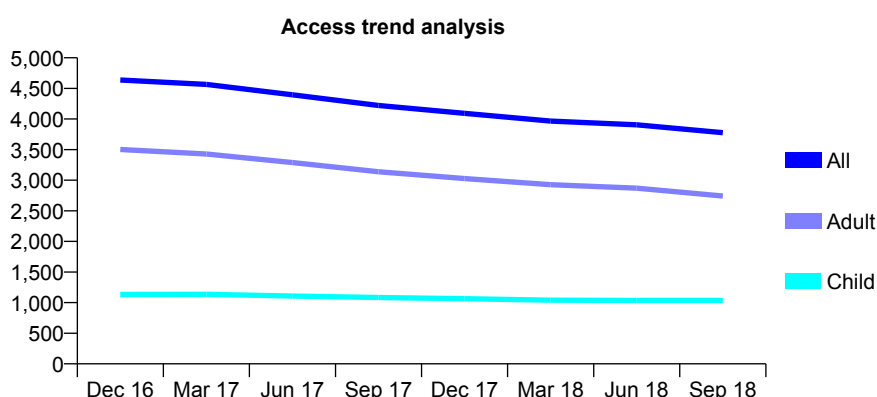
# Q68 - Vital Signs At a Glance Contract Report for 185396/0001 - September 2018

Name or company name	Crowborough Dental Care Ltd
Contract type name	GDS Contract
Purpose of contract	General
Contract start date	21/01/2011
Contract end date	

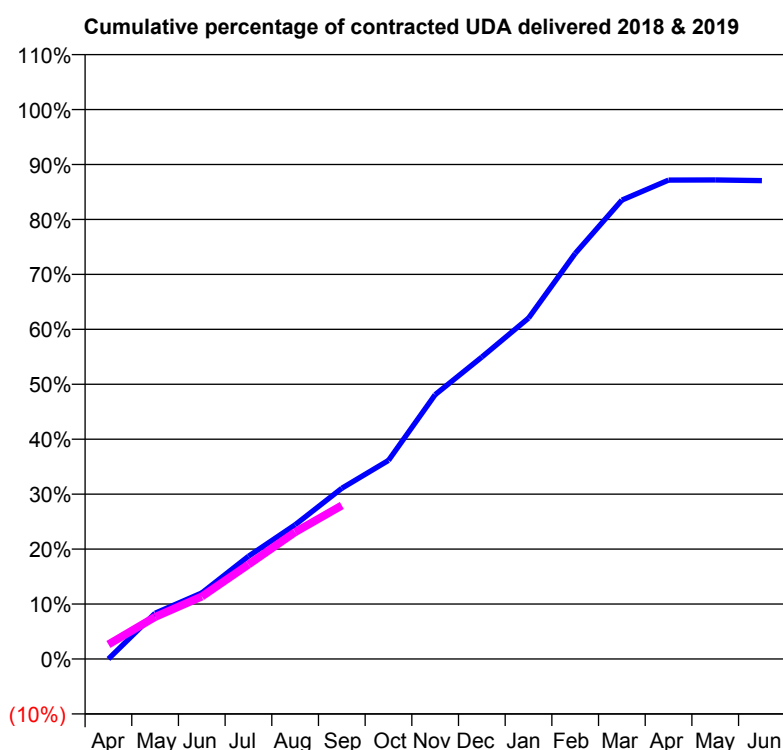
18/19 Contracted general activity (UDA)	15,692
Carry forward general activity (UDA)	0
18/19 Contracted orthodontic activity (UOA)	0
Carry forward orthodontic activity (UOA)	0
Baseline contract value	£387,993.19

## ACCESS\*

Patients seen in 24 months	Total	Change since previous quarter
Quarter ending September 2017	4,222	
Quarter ending December 2017	4,093	↓
Quarter ending March 2018	3,966	↓
Quarter ending June 2018	3,905	↓
Quarter ending September 2018	3,777	↓
<b>Variance since September 2017</b>	<b>(10.5%)</b>	<b>↓</b>



## ACTIVITY



Adjusted Scheduled Activity (UDA)		
Month	2018	2019
April	0	417
May	974	1,202
June	1,405	1,786
July	2,185	2,698
August	2,854	3,622
September	3,632	4,386
October	4,225	
November	5,625	
December	6,425	
January	7,253	
February	8,631	
March	9,764	
April	10,190	
May	10,193	
June	10,178	

## QUALITY

	Quantity	Base Number	Contract	AT	Region	England
% of FP17s for the same patient ID Re-attending within 3 months - Children	45	597	7.5%	9.3%	11.1%	11.6%
% of FP17s for the same patient ID Re-attending within 3 months - Adults	255	1,491	17.1%	14.9%	15.3%	15.5%
% of FP17s for the same patient ID Re-attending between 3 & 9 months - Children	288	597	48.2%	59.8%	61.1%	58.8%
% of FP17s for the same patient ID Re-attending between 3 & 9 months - Adults	631	1,491	42.3%	51.6%	52.3%	51.1%
% of FP17s for Band 1 Urgent Courses	323	1,921	16.8%	9.4%	9.5%	9.0%
% of FP17s Relating to Free Repair or Replacements	9	1,921	0.5%	0.5%	0.7%	0.8%
% of FP17s Relating to Continuations	23	1,921	1.2%	0.8%	0.8%	0.9%
% of Patients satisfied with the dentistry they have received	3	3	N/A	92.5%	93.6%	93.3%
% of Patients satisfied with the time they had to wait for an appointment	1	3	N/A	89.8%	88.8%	88.9%

\* This is based on patients treated on this contract for their most recent course of treatment. Figures in italics indicate the base number of FP17s or Patient Questionnaire responses are less than 100. N/A is shown where the base number of responses is less than 10 during the period. % is calculated as Quantity/Base number\*100



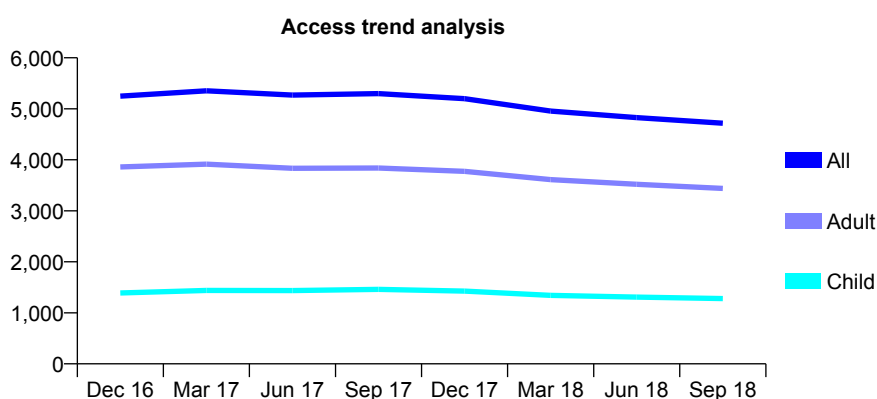
## Q68 - Vital Signs At a Glance Contract Report for 185825/0001 - September 2018

Name or company name	Horsham Dental Care Ltd
Contract type name	GDS Contract
Purpose of contract	General
Contract start date	01/11/2007
Contract end date	

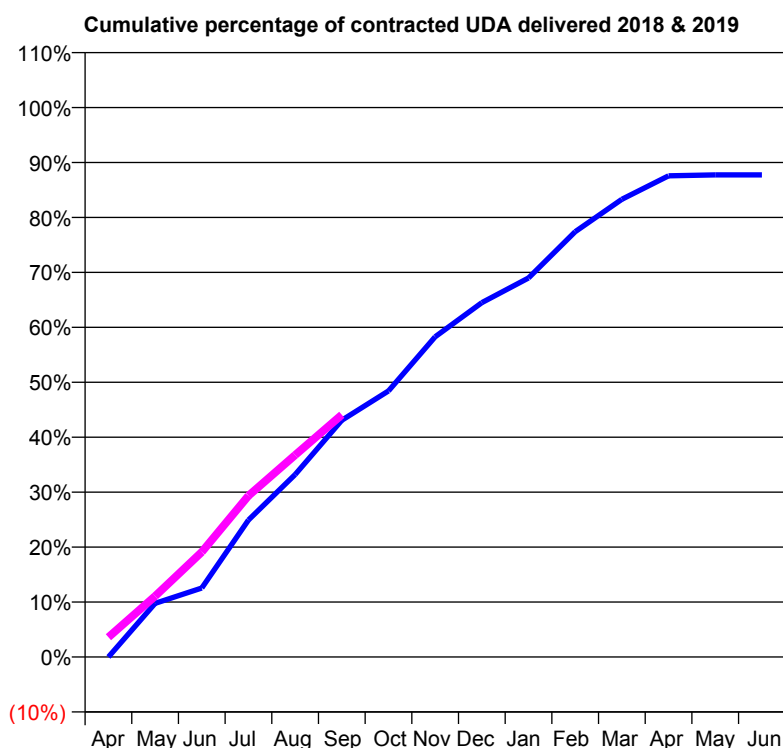
18/19 Contracted general activity (UDA)	14,482
Carry forward general activity (UDA)	0
18/19 Contracted orthodontic activity (UOA)	0
Carry forward orthodontic activity (UOA)	0
Baseline contract value	£381,408.79

### ACCESS\*

Patients seen in 24 months	Total	Change since previous quarter
Quarter ending September 2017	5,299	
Quarter ending December 2017	5,199	↓
Quarter ending March 2018	4,956	↓
Quarter ending June 2018	4,827	↓
Quarter ending September 2018	4,718	↓
<b>Variance since September 2017</b>	<b>(11.0%)</b>	↓



### ACTIVITY



Adjusted Scheduled Activity (UDA)		
Month	2018	2019
April	0	522
May	1,414	1,605
June	1,817	2,768
July	3,610	4,250
August	4,808	5,322
September	6,239	6,384
October	7,013	
November	8,441	
December	9,338	
January	9,991	
February	11,209	
March	12,063	
April	12,681	
May	12,704	
June	12,704	

### QUALITY

	Quantity	Base Number	Contract	AT	Region	England
% of FP17s for the same patient ID Re-attending within 3 months - Children	55	837	6.6%	9.3%	11.1%	11.6%
% of FP17s for the same patient ID Re-attending within 3 months - Adults	311	2,072	15.0%	14.9%	15.3%	15.5%
% of FP17s for the same patient ID Re-attending between 3 & 9 months - Children	351	837	41.9%	59.8%	61.1%	58.8%
% of FP17s for the same patient ID Re-attending between 3 & 9 months - Adults	757	2,072	36.5%	51.6%	52.3%	51.1%
% of FP17s for Band 1 Urgent Courses	236	2,621	9.0%	9.4%	9.5%	9.0%
% of FP17s Relating to Free Repair or Replacements	0	2,621	0.0%	0.5%	0.7%	0.8%
% of FP17s Relating to Continuations	51	2,621	1.9%	0.8%	0.8%	0.9%
% of Patients satisfied with the dentistry they have received	2	3	N/A	92.5%	93.6%	93.3%
% of Patients satisfied with the time they had to wait for an appointment	0	3	N/A	89.8%	88.8%	88.9%

\* This is based on patients treated on this contract for their most recent course of treatment. Figures in italics indicate the base number of FP17s or Patient Questionnaire responses are less than 100. N/A is shown where the base number of responses is less than 10 during the period. % is calculated as Quantity/Base number\*100

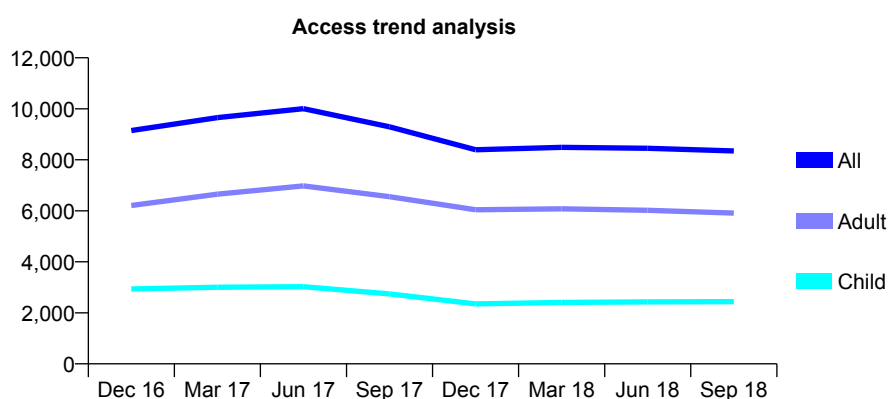
# Q68 - Vital Signs At a Glance Contract Report for 186031/0001 - September 2018

Name or company name	Holbrook Practice Ltd
Contract type name	GDS Contract
Purpose of contract	General
Contract start date	01/04/2010
Contract end date	

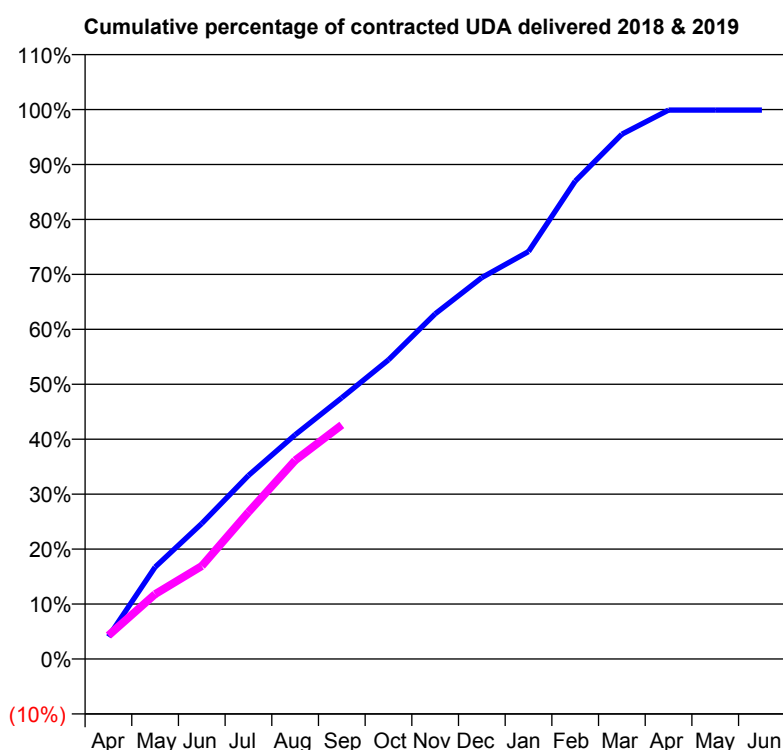
18/19 Contracted general activity (UDA)	25,652
Carry forward general activity (UDA)	25
18/19 Contracted orthodontic activity (UOA)	0
Carry forward orthodontic activity (UOA)	0
Baseline contract value	£652,173.91

## ACCESS\*

Patients seen in 24 months	Total	Change since previous quarter
Quarter ending September 2017	9,293	
Quarter ending December 2017	8,393	↓
Quarter ending March 2018	8,487	→
Quarter ending June 2018	8,452	→
Quarter ending September 2018	8,350	↓
<b>Variance since September 2017</b>	<b>(10.1%)</b>	<b>↓</b>



## ACTIVITY



Adjusted Scheduled Activity (UDA)		
Month	2018	2019
April	1,045	1,099
May	4,292	3,028
June	6,328	4,344
July	8,566	6,854
August	10,467	9,269
September	12,198	10,929
October	13,967	
November	16,111	
December	17,807	
January	19,017	
February	22,309	
March	24,498	
April	25,624	
May	25,627	
June	25,627	

## QUALITY

	Quantity	Base Number	Contract	AT	Region	England
% of FP17s for the same patient ID Re-attending within 3 months - Children	124	1,857	6.7%	9.3%	11.1%	11.6%
% of FP17s for the same patient ID Re-attending within 3 months - Adults	455	4,063	11.2%	14.9%	15.3%	15.5%
% of FP17s for the same patient ID Re-attending between 3 & 9 months - Children	931	1,857	50.1%	59.8%	61.1%	58.8%
% of FP17s for the same patient ID Re-attending between 3 & 9 months - Adults	2,064	4,063	50.8%	51.6%	52.3%	51.1%
% of FP17s for Band 1 Urgent Courses	486	5,401	9.0%	9.4%	9.5%	9.0%
% of FP17s Relating to Free Repair or Replacements	24	5,401	0.4%	0.5%	0.7%	0.8%
% of FP17s Relating to Continuations	36	5,401	0.7%	0.8%	0.8%	0.9%
% of Patients satisfied with the dentistry they have received	5	5	N/A	92.5%	93.6%	93.3%
% of Patients satisfied with the time they had to wait for an appointment	4	5	N/A	89.8%	88.8%	88.9%

\* This is based on patients treated on this contract for their most recent course of treatment. Figures in italics indicate the base number of FP17s or Patient Questionnaire responses are less than 100. N/A is shown where the base number of responses is less than 10 during the period. % is calculated as Quantity/Base number\*100

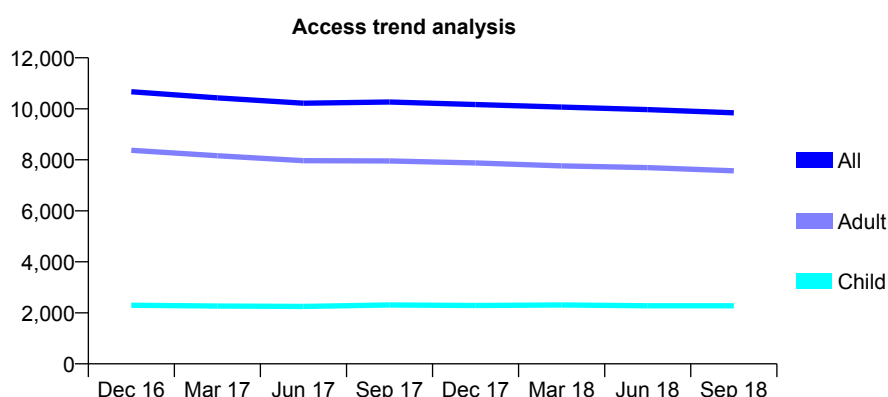
# Q68 - Vital Signs At a Glance Contract Report for 186643/0002 - September 2018

Name or company name	Moat Road Dental Care
Contract type name	GDS Contract
Purpose of contract	General
Contract start date	01/09/2008
Contract end date	

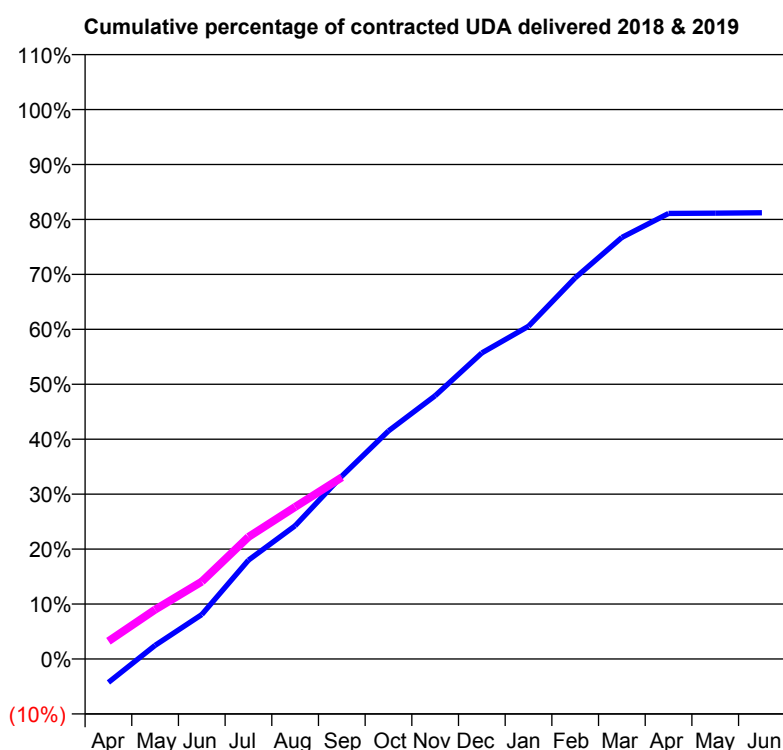
18/19 Contracted general activity (UDA)	37,171
Carry forward general activity (UDA)	0
18/19 Contracted orthodontic activity (UOA)	0
Carry forward orthodontic activity (UOA)	0
Baseline contract value	£902,373.87

## ACCESS\*

Patients seen in 24 months	Total	Change since previous quarter
Quarter ending September 2017	10,267	
Quarter ending December 2017	10,165	→
Quarter ending March 2018	10,067	→
Quarter ending June 2018	9,969	→
Quarter ending September 2018	9,845	↓
<b>Variance since September 2017</b>	<b>(4.1%)</b>	<b>↓</b>



## ACTIVITY



Adjusted Scheduled Activity (UDA)		
Month	2018	2019
April	-1,462	1,208
May	851	3,342
June	2,764	5,239
July	6,148	8,262
August	8,284	10,290
September	11,370	12,288
October	14,181	
November	16,372	
December	19,035	
January	20,695	
February	23,704	
March	26,216	
April	27,709	
May	27,728	
June	27,746	

## QUALITY

	Quantity	Base Number	Contract	AT	Region	England
% of FP17s for the same patient ID Re-attending within 3 months - Children	117	1,453	8.1%	9.3%	11.1%	11.6%
% of FP17s for the same patient ID Re-attending within 3 months - Adults	549	4,376	12.5%	14.9%	15.3%	15.5%
% of FP17s for the same patient ID Re-attending between 3 & 9 months - Children	788	1,453	54.2%	59.8%	61.1%	58.8%
% of FP17s for the same patient ID Re-attending between 3 & 9 months - Adults	2,161	4,376	49.4%	51.6%	52.3%	51.1%
% of FP17s for Band 1 Urgent Courses	376	5,263	7.1%	9.4%	9.5%	9.0%
% of FP17s Relating to Free Repair or Replacements	50	5,263	1.0%	0.5%	0.7%	0.8%
% of FP17s Relating to Continuations	149	5,263	2.8%	0.8%	0.8%	0.9%
% of Patients satisfied with the dentistry they have received	7	8	N/A	92.5%	93.6%	93.3%
% of Patients satisfied with the time they had to wait for an appointment	7	8	N/A	89.8%	88.8%	88.9%

\* This is based on patients treated on this contract for their most recent course of treatment. Figures in italics indicate the base number of FP17s or Patient Questionnaire responses are less than 100. N/A is shown where the base number of responses is less than 10 during the period. % is calculated as Quantity/Base number\*100

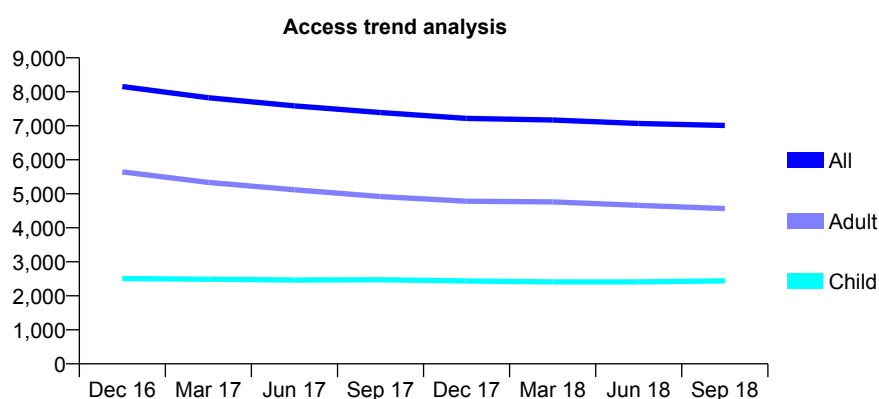
## Q68 - Vital Signs At a Glance Contract Report for 188255/0001 - September 2018

Name or company name	Mr A Vaidya and Mrs S Vaidya
Contract type name	GDS Contract
Purpose of contract	General
Contract start date	15/12/2008
Contract end date	

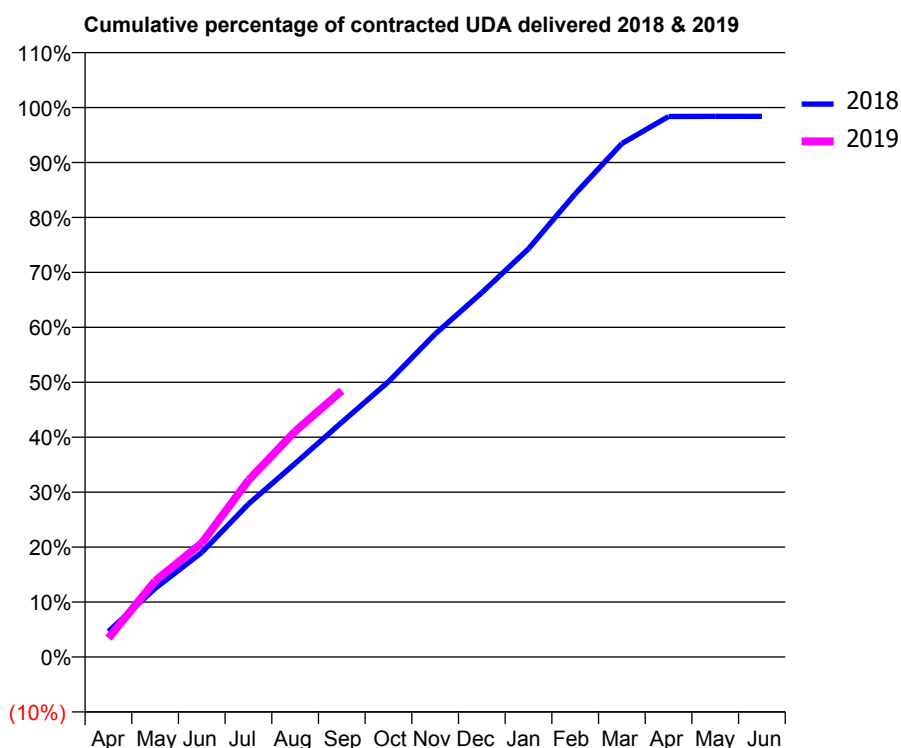
18/19 Contracted general activity (UDA)	12,250
Carry forward general activity (UDA)	224
18/19 Contracted orthodontic activity (UOA)	0
Carry forward orthodontic activity (UOA)	0
Baseline contract value	£330,641.68

### ACCESS\*

Patients seen in 24 months	Total	Change since previous quarter
Quarter ending September 2017	7,391	
Quarter ending December 2017	7,218	↓
Quarter ending March 2018	7,171	→
Quarter ending June 2018	7,069	↓
Quarter ending September 2018	7,009	→
<b>Variance since September 2017</b>	<b>(5.2%)</b>	<b>↓</b>



### ACTIVITY



Adjusted Scheduled Activity (UDA)		
Month	2018	2019
April	652	421
May	1,748	1,696
June	2,665	2,541
July	3,897	3,941
August	4,931	5,032
September	5,981	5,939
October	7,015	
November	8,229	
December	9,283	
January	10,400	
February	11,802	
March	13,081	
April	13,772	
May	13,776	
June	13,776	

### QUALITY

	Quantity	Base Number	Contract	AT	Region	England
% of FP17s for the same patient ID Re-attending within 3 months - Children	96	1,746	5.5%	9.3%	11.1%	11.6%
% of FP17s for the same patient ID Re-attending within 3 months - Adults	327	2,867	11.4%	14.9%	15.3%	15.5%
% of FP17s for the same patient ID Re-attending between 3 & 9 months - Children	1,027	1,746	58.8%	59.8%	61.1%	58.8%
% of FP17s for the same patient ID Re-attending between 3 & 9 months - Adults	1,493	2,867	52.1%	51.6%	52.3%	51.1%
% of FP17s for Band 1 Urgent Courses	308	3,899	7.9%	9.4%	9.5%	9.0%
% of FP17s Relating to Free Repair or Replacements	14	3,899	0.4%	0.5%	0.7%	0.8%
% of FP17s Relating to Continuations	27	3,899	0.7%	0.8%	0.8%	0.9%
% of Patients satisfied with the dentistry they have received	2	2	N/A	92.5%	93.6%	93.3%
% of Patients satisfied with the time they had to wait for an appointment	1	2	N/A	89.8%	88.8%	88.9%

\* This is based on patients treated on this contract for their most recent course of treatment. Figures in italics indicate the base number of FP17s or Patient Questionnaire responses are less than 100. N/A is shown where the base number of responses is less than 10 during the period. % is calculated as Quantity/Base number\*100

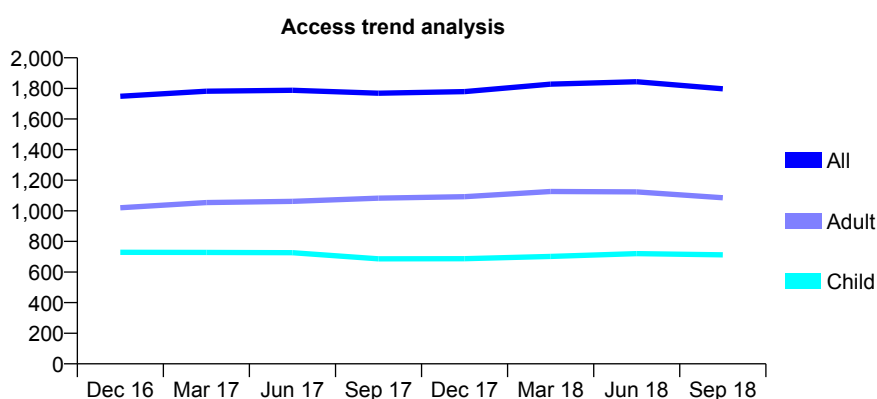
## Q68 - Vital Signs At a Glance Contract Report for 188751/0002 - September 2018

Name or company name	Mr P Boamah & Mr C Amin.
Contract type name	GDS Contract
Purpose of contract	General
Contract start date	01/04/2011
Contract end date	

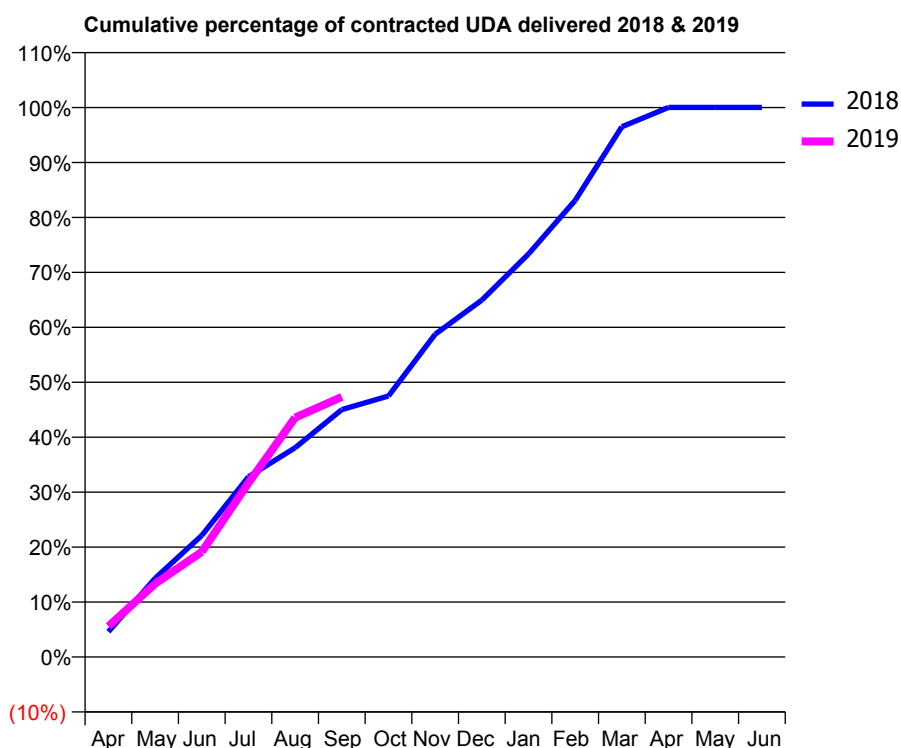
18/19 Contracted general activity (UDA)	4,000
Carry forward general activity (UDA)	0
18/19 Contracted orthodontic activity (UOA)	0
Carry forward orthodontic activity (UOA)	0
Baseline contract value	£99,978.84

### ACCESS\*

Patients seen in 24 months	Total	Change since previous quarter
Quarter ending September 2017	1,769	
Quarter ending December 2017	1,779	→
Quarter ending March 2018	1,828	↑
Quarter ending June 2018	1,844	→
Quarter ending September 2018	1,797	↓
<b>Variance since September 2017</b>	<b>1.6%</b>	<b>→</b>



### ACTIVITY



Adjusted Scheduled Activity (UDA)		
Month	2018	2019
April	184	224
May	573	534
June	885	765
July	1,312	1,267
August	1,523	1,743
September	1,801	1,893
October	1,900	
November	2,350	
December	2,598	
January	2,934	
February	3,324	
March	3,860	
April	4,001	
May	4,001	
June	4,001	

### QUALITY

	Quantity	Base Number	Contract	AT	Region	England
% of FP17s for the same patient ID Re-attending within 3 months - Children	34	513	6.6%	9.3%	11.1%	11.6%
% of FP17s for the same patient ID Re-attending within 3 months - Adults	95	695	13.7%	14.9%	15.3%	15.5%
% of FP17s for the same patient ID Re-attending between 3 & 9 months - Children	292	513	56.9%	59.8%	61.1%	58.8%
% of FP17s for the same patient ID Re-attending between 3 & 9 months - Adults	322	695	46.3%	51.6%	52.3%	51.1%
% of FP17s for Band 1 Urgent Courses	71	1,118	6.4%	9.4%	9.5%	9.0%
% of FP17s Relating to Free Repair or Replacements	7	1,118	0.6%	0.5%	0.7%	0.8%
% of FP17s Relating to Continuations	16	1,118	1.4%	0.8%	0.8%	0.9%
% of Patients satisfied with the dentistry they have received	0	0	N/A	92.5%	93.6%	93.3%
% of Patients satisfied with the time they had to wait for an appointment	0	0	N/A	89.8%	88.8%	88.9%

\* This is based on patients treated on this contract for their most recent course of treatment. Figures in italics indicate the base number of FP17s or Patient Questionnaire responses are less than 100. N/A is shown where the base number of responses is less than 10 during the period. % is calculated as Quantity/Base number\*100

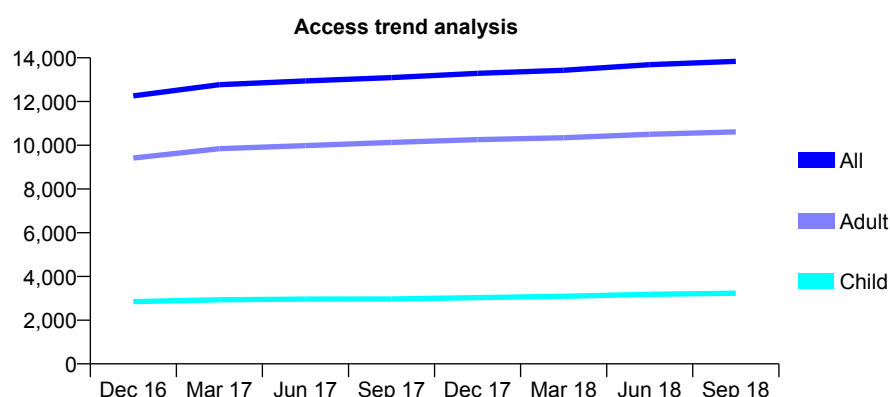
# Q68 - Vital Signs At a Glance Contract Report for 189111/0001 - September 2018

Name or company name	Seaside Dental Practice Limited
Contract type name	GDS Contract
Purpose of contract	General
Contract start date	01/10/2010
Contract end date	

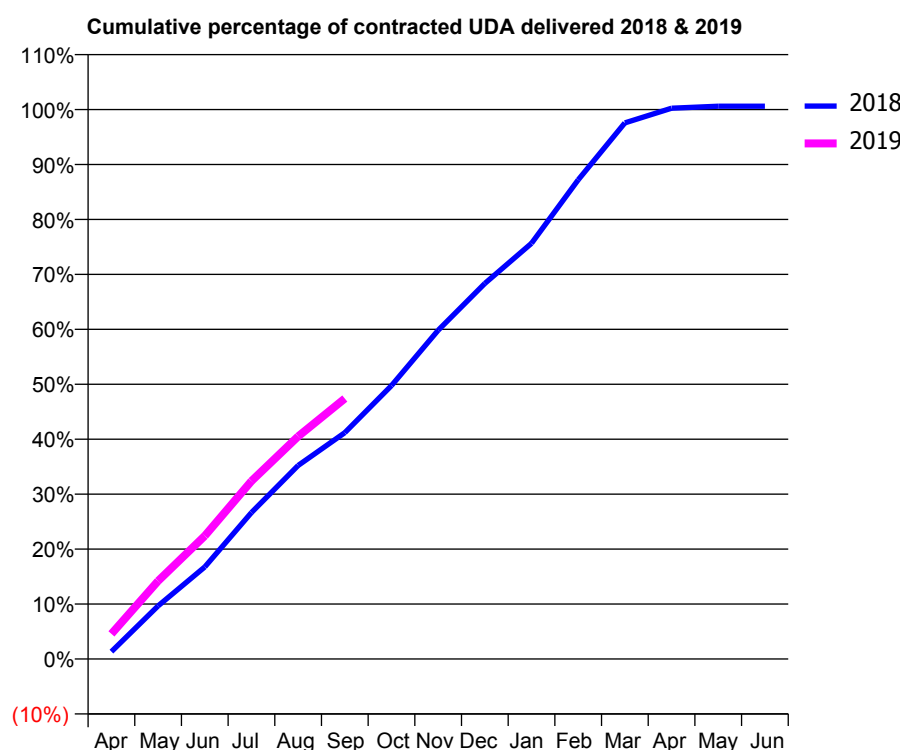
18/19 Contracted general activity (UDA)	37,000
Carry forward general activity (UDA)	0
18/19 Contracted orthodontic activity (UOA)	0
Carry forward orthodontic activity (UOA)	0
Baseline contract value	£915,949.79

## ACCESS\*

Patients seen in 24 months	Total	Change since previous quarter
Quarter ending September 2017	13,094	
Quarter ending December 2017	13,287	→
Quarter ending March 2018	13,430	→
Quarter ending June 2018	13,686	→
Quarter ending September 2018	13,837	→
<b>Variance since September 2017</b>	<b>5.7%</b>	<b>↑</b>



## ACTIVITY



Adjusted Scheduled Activity (UDA)		
Month	2018	2019
April	496	1,693
May	3,582	5,260
June	6,204	8,288
July	9,862	11,983
August	13,037	14,988
September	15,240	17,538
October	18,408	
November	22,134	
December	25,287	
January	27,988	
February	32,265	
March	36,098	
April	37,088	
May	37,223	
June	37,220	

## QUALITY

	Quantity	Base Number	Contract	AT	Region	England
% of FP17s for the same patient ID Re-attending within 3 months - Children	167	2,472	6.8%	9.3%	11.1%	11.6%
% of FP17s for the same patient ID Re-attending within 3 months - Adults	864	7,012	12.3%	14.9%	15.3%	15.5%
% of FP17s for the same patient ID Re-attending between 3 & 9 months - Children	1,422	2,472	57.5%	59.8%	61.1%	58.8%
% of FP17s for the same patient ID Re-attending between 3 & 9 months - Adults	3,209	7,012	45.8%	51.6%	52.3%	51.1%
% of FP17s for Band 1 Urgent Courses	738	8,937	8.3%	9.4%	9.5%	9.0%
% of FP17s Relating to Free Repair or Replacements	26	8,937	0.3%	0.5%	0.7%	0.8%
% of FP17s Relating to Continuations	151	8,937	1.7%	0.8%	0.8%	0.9%
% of Patients satisfied with the dentistry they have received	7	9	N/A	92.5%	93.6%	93.3%
% of Patients satisfied with the time they had to wait for an appointment	8	9	N/A	89.8%	88.8%	88.9%

\* This is based on patients treated on this contract for their most recent course of treatment. Figures in italics indicate the base number of FP17s or Patient Questionnaire responses are less than 100. N/A is shown where the base number of responses is less than 10 during the period. % is calculated as Quantity/Base number\*100

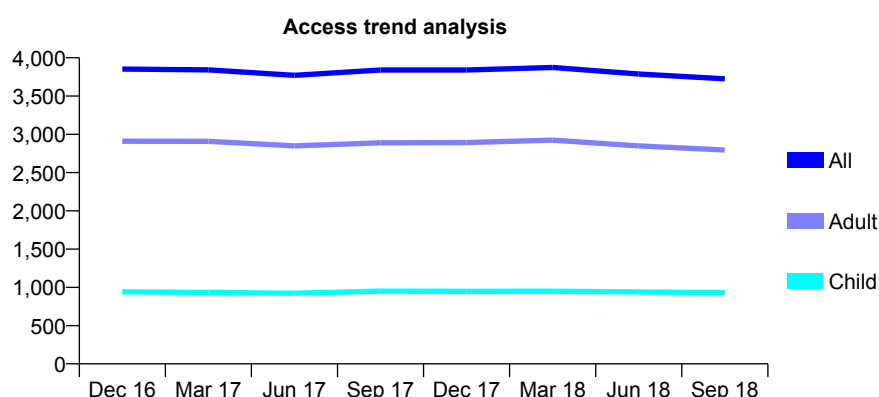
# Q68 - Vital Signs At a Glance Contract Report for 189650/0001 - September 2018

Name or company name	Mr A Gill and Ms K Kaur
Contract type name	GDS Contract
Purpose of contract	General
Contract start date	01/04/2009
Contract end date	

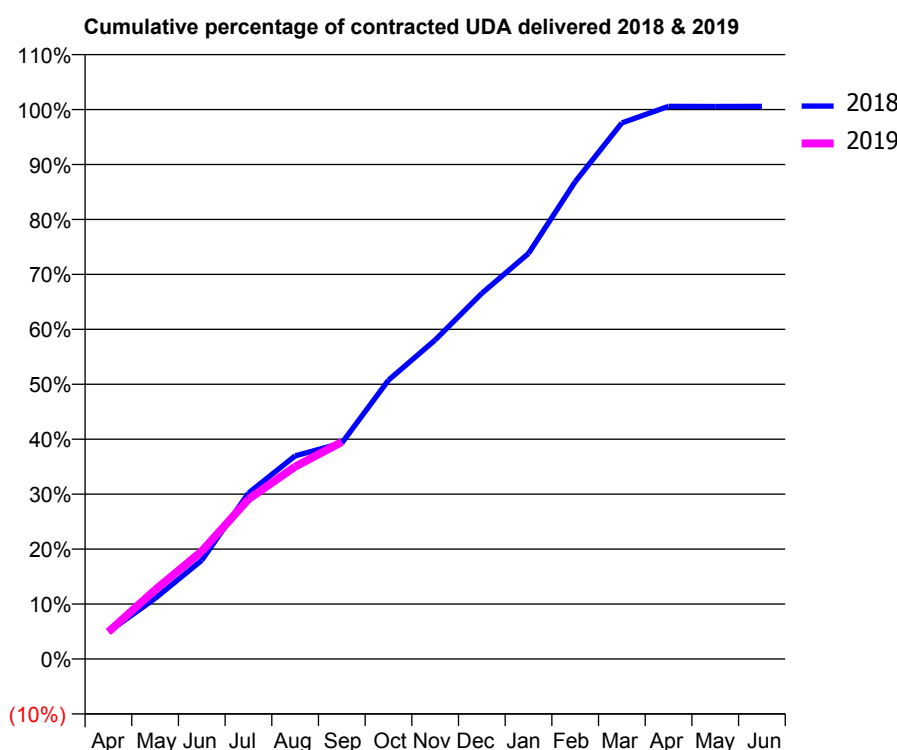
18/19 Contracted general activity (UDA)	11,018
Carry forward general activity (UDA)	0
18/19 Contracted orthodontic activity (UOA)	0
Carry forward orthodontic activity (UOA)	0
Baseline contract value	£296,708.76

## ACCESS\*

Patients seen in 24 months	Total	Change since previous quarter
Quarter ending September 2017	3,840	
Quarter ending December 2017	3,840	→
Quarter ending March 2018	3,873	→
Quarter ending June 2018	3,788	↓
Quarter ending September 2018	3,725	↓
<b>Variance since September 2017</b>	<b>(3.0%)</b>	<b>↓</b>



## ACTIVITY



Adjusted Scheduled Activity (UDA)		
Month	2018	2019
April	543	544
May	1,216	1,387
June	1,979	2,161
July	3,328	3,204
August	4,073	3,858
September	4,330	4,352
October	5,592	
November	6,396	
December	7,332	
January	8,132	
February	9,571	
March	10,750	
April	11,081	
May	11,079	
June	11,081	

## QUALITY

	Quantity	Base Number	Contract	AT	Region	England
% of FP17s for the same patient ID Re-attending within 3 months - Children	69	746	9.2%	9.3%	11.1%	11.6%
% of FP17s for the same patient ID Re-attending within 3 months - Adults	242	1,631	14.8%	14.9%	15.3%	15.5%
% of FP17s for the same patient ID Re-attending between 3 & 9 months - Children	499	746	66.9%	59.8%	61.1%	58.8%
% of FP17s for the same patient ID Re-attending between 3 & 9 months - Adults	889	1,631	54.5%	51.6%	52.3%	51.1%
% of FP17s for Band 1 Urgent Courses	178	2,217	8.0%	9.4%	9.5%	9.0%
% of FP17s Relating to Free Repair or Replacements	22	2,217	1.0%	0.5%	0.7%	0.8%
% of FP17s Relating to Continuations	10	2,217	0.5%	0.8%	0.8%	0.9%
% of Patients satisfied with the dentistry they have received	4	5	N/A	92.5%	93.6%	93.3%
% of Patients satisfied with the time they had to wait for an appointment	5	5	N/A	89.8%	88.8%	88.9%

\* This is based on patients treated on this contract for their most recent course of treatment. Figures in italics indicate the base number of FP17s or Patient Questionnaire responses are less than 100. N/A is shown where the base number of responses is less than 10 during the period. % is calculated as Quantity/Base number\*100



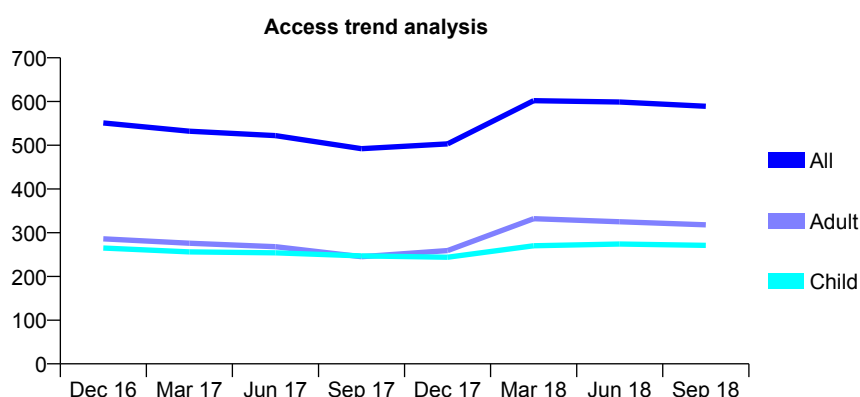
# Q68 - Vital Signs At a Glance Contract Report for 190195/0021 - September 2018

Name or company name	Xeon Smiles UK Ltd
Contract type name	GDS Contract
Purpose of contract	General
Contract start date	01/01/2013
Contract end date	

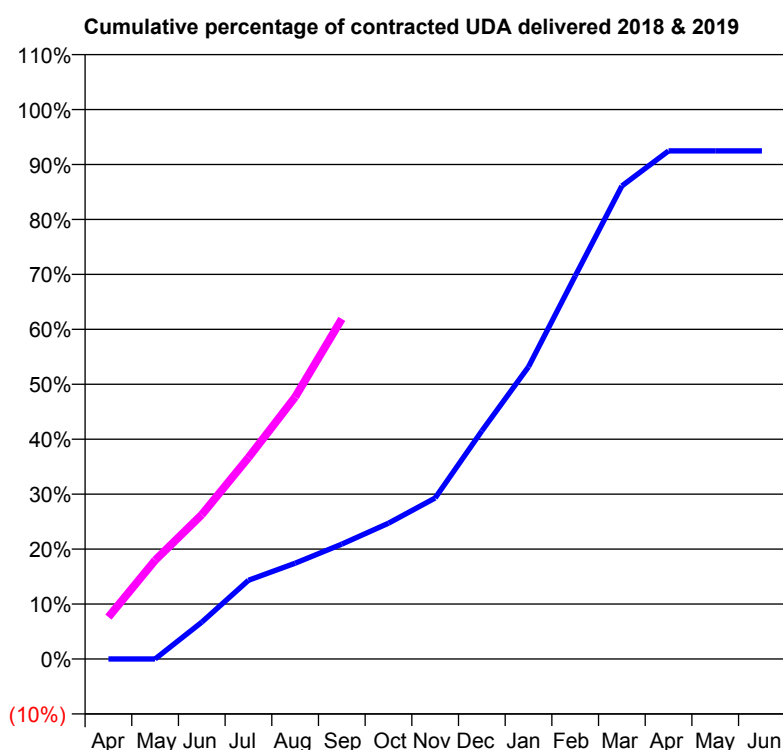
18/19 Contracted general activity (UDA)	1,134
Carry forward general activity (UDA)	0
18/19 Contracted orthodontic activity (UOA)	0
Carry forward orthodontic activity (UOA)	0
Baseline contract value	£26,069.54

## ACCESS\*

Patients seen in 24 months	Total	Change since previous quarter
Quarter ending September 2017	492	
Quarter ending December 2017	503	↑
Quarter ending March 2018	602	↑
Quarter ending June 2018	599	→
Quarter ending September 2018	589	↓
<b>Variance since September 2017</b>	<b>19.7%</b>	<b>↑</b>



## ACTIVITY



Adjusted Scheduled Activity (UDA)		
Month	2018	2019
April	0	87
May	0	204
June	76	298
July	163	416
August	198	541
September	237	702
October	280	
November	332	
December	471	
January	603	
February	790	
March	976	
April	1,049	
May	1,049	
June	1,049	

## QUALITY

	Quantity	Base Number	Contract	AT	Region	England
% of FP17s for the same patient ID Re-attending within 3 months - Children	13	228	5.7%	9.3%	11.1%	11.6%
% of FP17s for the same patient ID Re-attending within 3 months - Adults	41	210	19.5%	14.9%	15.3%	15.5%
% of FP17s for the same patient ID Re-attending between 3 & 9 months - Children	168	228	73.7%	59.8%	61.1%	58.8%
% of FP17s for the same patient ID Re-attending between 3 & 9 months - Adults	119	210	56.7%	51.6%	52.3%	51.1%
% of FP17s for Band 1 Urgent Courses	30	405	7.4%	9.4%	9.5%	9.0%
% of FP17s Relating to Free Repair or Replacements	1	405	0.2%	0.5%	0.7%	0.8%
% of FP17s Relating to Continuations	1	405	0.2%	0.8%	0.8%	0.9%
% of Patients satisfied with the dentistry they have received	0	0	N/A	92.5%	93.6%	93.3%
% of Patients satisfied with the time they had to wait for an appointment	0	0	N/A	89.8%	88.8%	88.9%

\* This is based on patients treated on this contract for their most recent course of treatment. Figures in italics indicate the base number of FP17s or Patient Questionnaire responses are less than 100. N/A is shown where the base number of responses is less than 10 during the period. % is calculated as Quantity/Base number\*100

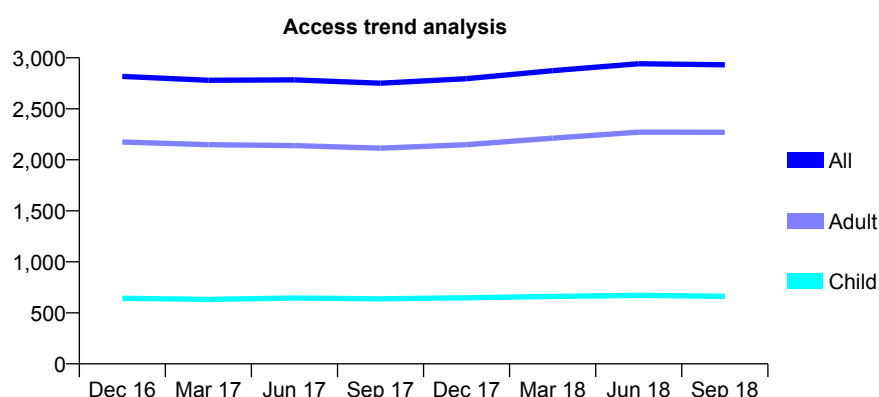
# Q68 - Vital Signs At a Glance Contract Report for 190829/0001 - September 2018

Name or company name	The Sea Road Dental Practice Partnership
Contract type name	GDS Contract
Purpose of contract	General
Contract start date	20/01/2014
Contract end date	

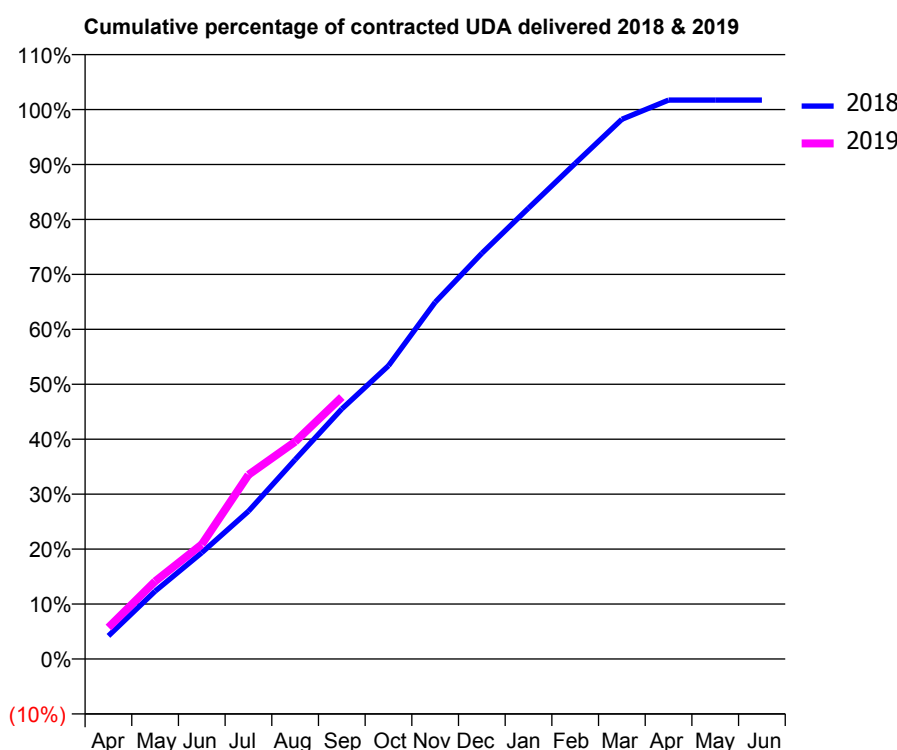
18/19 Contracted general activity (UDA)	6,800
Carry forward general activity (UDA)	0
18/19 Contracted orthodontic activity (UOA)	0
Carry forward orthodontic activity (UOA)	0
Baseline contract value	£179,949.43

## ACCESS\*

Patients seen in 24 months	Total	Change since previous quarter
Quarter ending September 2017	2,751	
Quarter ending December 2017	2,796	→
Quarter ending March 2018	2,874	↑
Quarter ending June 2018	2,942	↑
Quarter ending September 2018	2,932	→
<b>Variance since September 2017</b>	<b>6.6%</b>	<b>↑</b>



## ACTIVITY



Adjusted Scheduled Activity (UDA)		
Month	2018	2019
April	286	390
May	840	961
June	1,316	1,418
July	1,830	2,280
August	2,468	2,689
September	3,096	3,242
October	3,630	
November	4,415	
December	5,020	
January	5,580	
February	6,133	
March	6,679	
April	6,917	
May	6,917	
June	6,917	

## QUALITY

	Quantity	Base Number	Contract	AT	Region	England
% of FP17s for the same patient ID Re-attending within 3 months - Children	12	521	2.3%	9.3%	11.1%	11.6%
% of FP17s for the same patient ID Re-attending within 3 months - Adults	123	1,495	8.2%	14.9%	15.3%	15.5%
% of FP17s for the same patient ID Re-attending between 3 & 9 months - Children	390	521	74.9%	59.8%	61.1%	58.8%
% of FP17s for the same patient ID Re-attending between 3 & 9 months - Adults	785	1,495	52.5%	51.6%	52.3%	51.1%
% of FP17s for Band 1 Urgent Courses	65	1,906	3.4%	9.4%	9.5%	9.0%
% of FP17s Relating to Free Repair or Replacements	6	1,906	0.3%	0.5%	0.7%	0.8%
% of FP17s Relating to Continuations	11	1,906	0.6%	0.8%	0.8%	0.9%
% of Patients satisfied with the dentistry they have received	3	3	N/A	92.5%	93.6%	93.3%
% of Patients satisfied with the time they had to wait for an appointment	3	3	N/A	89.8%	88.8%	88.9%

\* This is based on patients treated on this contract for their most recent course of treatment. Figures in italics indicate the base number of FP17s or Patient Questionnaire responses are less than 100. N/A is shown where the base number of responses is less than 10 during the period. % is calculated as Quantity/Base number\*100

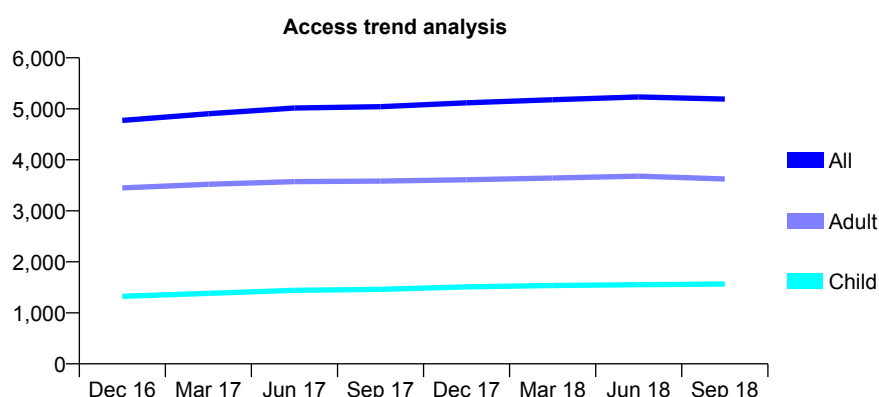
## Q68 - Vital Signs At a Glance Contract Report for 191043/0001 - September 2018

Name or company name	Pembroke Practice Limited
Contract type name	GDS Contract
Purpose of contract	General
Contract start date	01/03/2011
Contract end date	

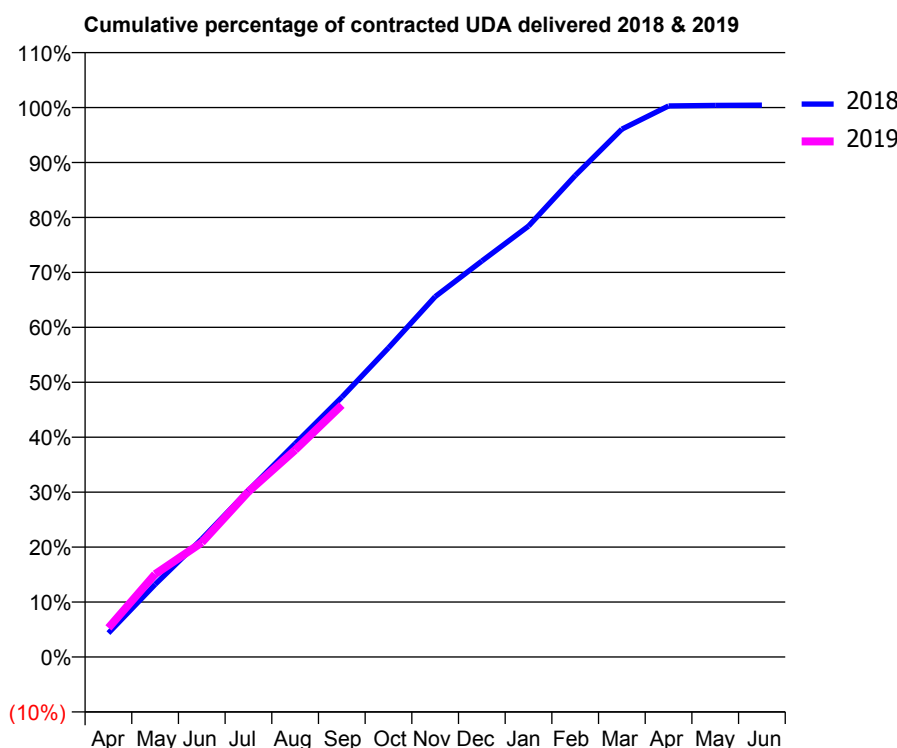
18/19 Contracted general activity (UDA)	12,464
Carry forward general activity (UDA)	0
18/19 Contracted orthodontic activity (UOA)	0
Carry forward orthodontic activity (UOA)	0
Baseline contract value	£322,512.41

### ACCESS\*

Patients seen in 24 months	Total	Change since previous quarter
Quarter ending September 2017	5,043	
Quarter ending December 2017	5,117	→
Quarter ending March 2018	5,177	→
Quarter ending June 2018	5,232	→
Quarter ending September 2018	5,191	→
<b>Variance since September 2017</b>	<b>2.9%</b>	<b>↑</b>



### ACTIVITY



Adjusted Scheduled Activity (UDA)		
Month	2018	2019
April	544	661
May	1,647	1,878
June	2,678	2,597
July	3,778	3,753
August	4,841	4,696
September	5,892	5,716
October	7,014	
November	8,173	
December	8,981	
January	9,773	
February	10,921	
March	11,974	
April	12,499	
May	12,513	
June	12,517	

### QUALITY

	Quantity	Base Number	Contract	AT	Region	England
% of FP17s for the same patient ID Re-attending within 3 months - Children	58	1,079	5.4%	9.3%	11.1%	11.6%
% of FP17s for the same patient ID Re-attending within 3 months - Adults	288	2,245	12.8%	14.9%	15.3%	15.5%
% of FP17s for the same patient ID Re-attending between 3 & 9 months - Children	596	1,079	55.2%	59.8%	61.1%	58.8%
% of FP17s for the same patient ID Re-attending between 3 & 9 months - Adults	1,087	2,245	48.4%	51.6%	52.3%	51.1%
% of FP17s for Band 1 Urgent Courses	330	3,056	10.8%	9.4%	9.5%	9.0%
% of FP17s Relating to Free Repair or Replacements	18	3,056	0.6%	0.5%	0.7%	0.8%
% of FP17s Relating to Continuations	1	3,056	0.0%	0.8%	0.8%	0.9%
% of Patients satisfied with the dentistry they have received	4	4	N/A	92.5%	93.6%	93.3%
% of Patients satisfied with the time they had to wait for an appointment	4	4	N/A	89.8%	88.8%	88.9%

\* This is based on patients treated on this contract for their most recent course of treatment. Figures in italics indicate the base number of FP17s or Patient Questionnaire responses are less than 100. N/A is shown where the base number of responses is less than 10 during the period. % is calculated as Quantity/Base number\*100

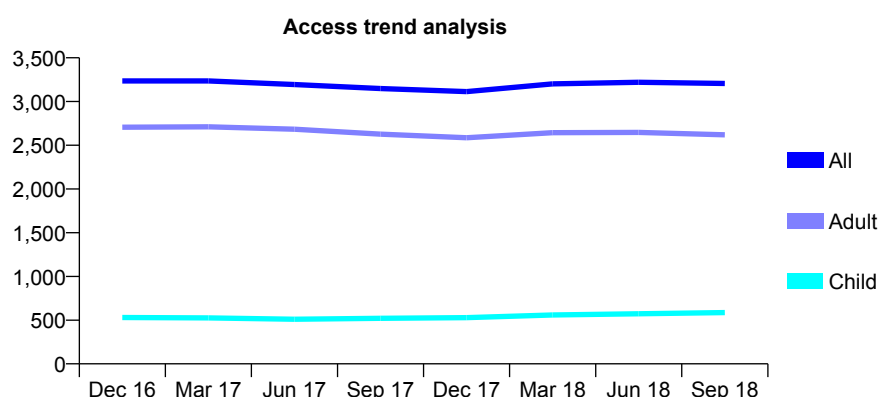
# Q68 - Vital Signs At a Glance Contract Report for 191264/0002 - September 2018

Name or company name	Steyndent Ltd
Contract type name	GDS Contract
Purpose of contract	General
Contract start date	01/11/2008
Contract end date	

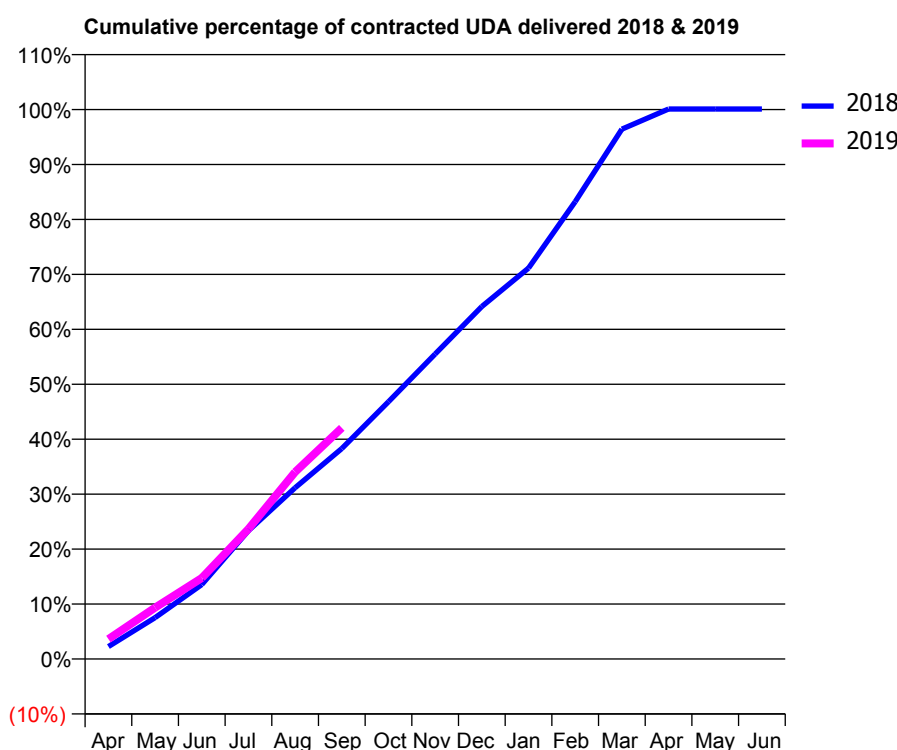
18/19 Contracted general activity (UDA)	10,196
Carry forward general activity (UDA)	12
18/19 Contracted orthodontic activity (UOA)	0
Carry forward orthodontic activity (UOA)	0
Baseline contract value	£277,015.98

## ACCESS\*

Patients seen in 24 months	Total	Change since previous quarter
Quarter ending September 2017	3,148	
Quarter ending December 2017	3,114	↓
Quarter ending March 2018	3,202	↑
Quarter ending June 2018	3,220	→
Quarter ending September 2018	3,207	→
<b>Variance since September 2017</b>	<b>1.9%</b>	<b>→</b>



## ACTIVITY



Adjusted Scheduled Activity (UDA)		
Month	2018	2019
April	206	369
May	685	954
June	1,232	1,503
July	2,125	2,414
August	2,836	3,470
September	3,484	4,290
October	4,258	
November	5,050	
December	5,834	
January	6,471	
February	7,571	
March	8,770	
April	9,104	
May	9,104	
June	9,103	

## QUALITY

	Quantity	Base Number	Contract	AT	Region	England
% of FP17s for the same patient ID Re-attending within 3 months - Children	26	467	5.6%	9.3%	11.1%	11.6%
% of FP17s for the same patient ID Re-attending within 3 months - Adults	255	1,864	13.7%	14.9%	15.3%	15.5%
% of FP17s for the same patient ID Re-attending between 3 & 9 months - Children	276	467	59.1%	59.8%	61.1%	58.8%
% of FP17s for the same patient ID Re-attending between 3 & 9 months - Adults	932	1,864	50.0%	51.6%	52.3%	51.1%
% of FP17s for Band 1 Urgent Courses	225	2,155	10.4%	9.4%	9.5%	9.0%
% of FP17s Relating to Free Repair or Replacements	87	2,155	4.0%	0.5%	0.7%	0.8%
% of FP17s Relating to Continuations	17	2,155	0.8%	0.8%	0.8%	0.9%
% of Patients satisfied with the dentistry they have received	0	0	N/A	92.5%	93.6%	93.3%
% of Patients satisfied with the time they had to wait for an appointment	0	0	N/A	89.8%	88.8%	88.9%

\* This is based on patients treated on this contract for their most recent course of treatment. Figures in italics indicate the base number of FP17s or Patient Questionnaire responses are less than 100. N/A is shown where the base number of responses is less than 10 during the period. % is calculated as Quantity/Base number\*100

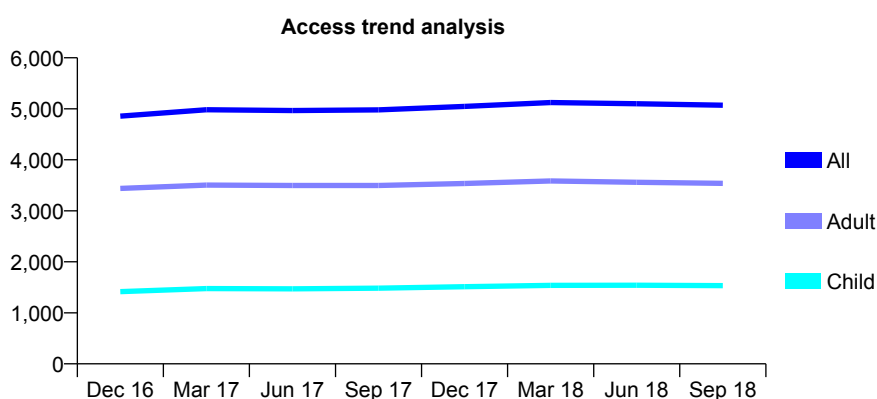
## Q68 - Vital Signs At a Glance Contract Report for 192228/0001 - September 2018

Name or company name	Mr A Memaripour and Mr N Zadeh Davani
Contract type name	GDS Contract
Purpose of contract	General
Contract start date	01/04/2010
Contract end date	

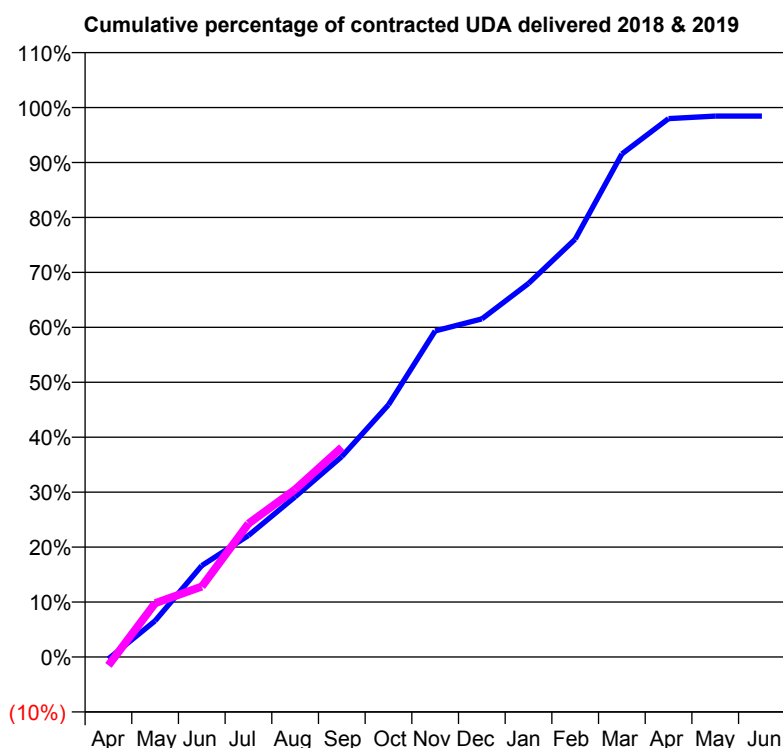
18/19 Contracted general activity (UDA)	17,266
Carry forward general activity (UDA)	268
18/19 Contracted orthodontic activity (UOA)	0
Carry forward orthodontic activity (UOA)	0
Baseline contract value	£459,037.13

### ACCESS\*

Patients seen in 24 months	Total	Change since previous quarter
Quarter ending September 2017	4,979	
Quarter ending December 2017	5,048	→
Quarter ending March 2018	5,123	→
Quarter ending June 2018	5,100	→
Quarter ending September 2018	5,071	→
<b>Variance since September 2017</b>	<b>1.8%</b>	<b>→</b>



### ACTIVITY



Adjusted Scheduled Activity (UDA)		
Month	2018	2019
April	-60	-268
May	1,138	1,689
June	2,873	2,216
July	3,818	4,194
August	5,035	5,265
September	6,300	6,589
October	7,926	
November	10,248	
December	10,624	
January	11,737	
February	13,129	
March	15,807	
April	16,916	
May	16,998	
June	16,998	

### QUALITY

	Quantity	Base Number	Contract	AT	Region	England
% of FP17s for the same patient ID Re-attending within 3 months - Children	79	1,101	7.2%	9.3%	11.1%	11.6%
% of FP17s for the same patient ID Re-attending within 3 months - Adults	320	2,069	15.5%	14.9%	15.3%	15.5%
% of FP17s for the same patient ID Re-attending between 3 & 9 months - Children	662	1,101	60.1%	59.8%	61.1%	58.8%
% of FP17s for the same patient ID Re-attending between 3 & 9 months - Adults	957	2,069	46.3%	51.6%	52.3%	51.1%
% of FP17s for Band 1 Urgent Courses	299	2,836	10.5%	9.4%	9.5%	9.0%
% of FP17s Relating to Free Repair or Replacements	15	2,836	0.5%	0.5%	0.7%	0.8%
% of FP17s Relating to Continuations	10	2,836	0.4%	0.8%	0.8%	0.9%
% of Patients satisfied with the dentistry they have received	0	0	N/A	92.5%	93.6%	93.3%
% of Patients satisfied with the time they had to wait for an appointment	0	0	N/A	89.8%	88.8%	88.9%

\* This is based on patients treated on this contract for their most recent course of treatment. Figures in italics indicate the base number of FP17s or Patient Questionnaire responses are less than 100. N/A is shown where the base number of responses is less than 10 during the period. % is calculated as Quantity/Base number\*100

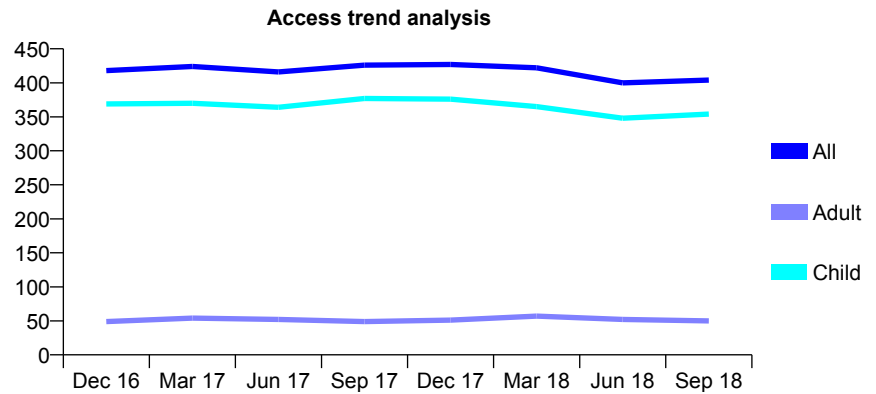
## Q68 - Vital Signs At a Glance Contract Report for 192325/0001 - September 2018

Name or company name	CDP (UK) Ltd
Contract type name	GDS Contract
Purpose of contract	General
Contract start date	01/07/2011
Contract end date	

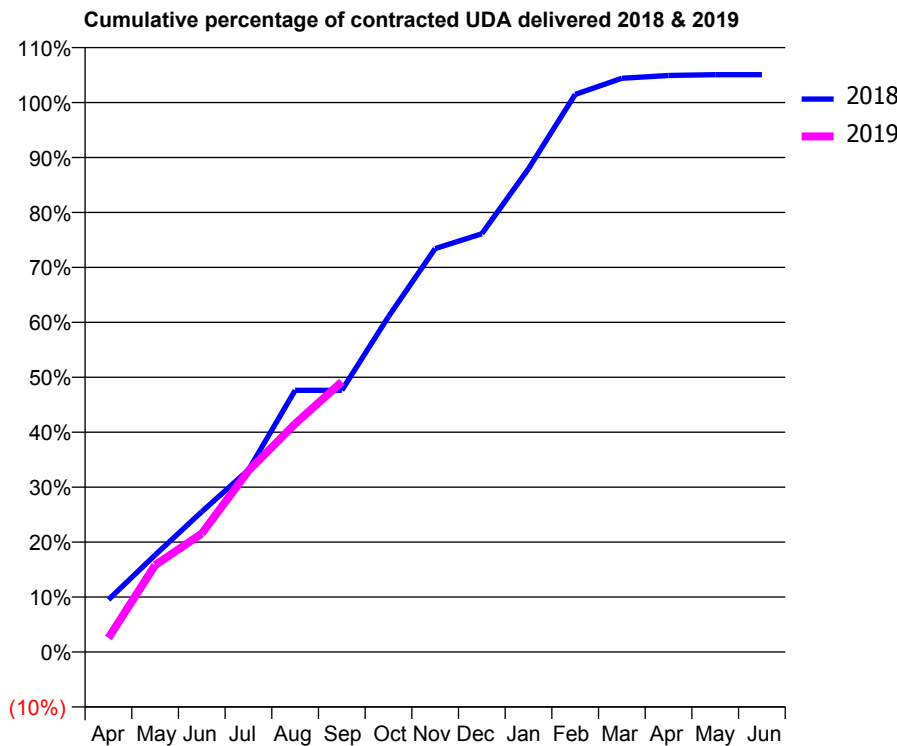
18/19 Contracted general activity (UDA)	779
Carry forward general activity (UDA)	0
18/19 Contracted orthodontic activity (UOA)	0
Carry forward orthodontic activity (UOA)	0
Baseline contract value	£20,047.91

### ACCESS\*

Patients seen in 24 months	Total	Change since previous quarter
Quarter ending September 2017	426	
Quarter ending December 2017	427	→
Quarter ending March 2018	422	↓
Quarter ending June 2018	400	↓
Quarter ending September 2018	404	→
<b>Variance since September 2017</b>	<b>(5.2%)</b>	<b>↓</b>



### ACTIVITY



Adjusted Scheduled Activity (UDA)		
Month	2018	2019
April	74	20
May	138	123
June	199	168
July	258	257
August	371	324
September	371	383
October	476	
November	572	
December	593	
January	685	
February	790	
March	813	
April	817	
May	818	
June	818	

### QUALITY

	Quantity	Base Number	Contract	AT	Region	England
% of FP17s for the same patient ID Re-attending within 3 months - Children	13	255	5.1%	9.3%	11.1%	11.6%
% of FP17s for the same patient ID Re-attending within 3 months - Adults	3	21	14.3%	14.9%	15.3%	15.5%
% of FP17s for the same patient ID Re-attending between 3 & 9 months - Children	150	255	58.8%	59.8%	61.1%	58.8%
% of FP17s for the same patient ID Re-attending between 3 & 9 months - Adults	12	21	57.1%	51.6%	52.3%	51.1%
% of FP17s for Band 1 Urgent Courses	15	268	5.6%	9.4%	9.5%	9.0%
% of FP17s Relating to Free Repair or Replacements	0	268	0.0%	0.5%	0.7%	0.8%
% of FP17s Relating to Continuations	0	268	0.0%	0.8%	0.8%	0.9%
% of Patients satisfied with the dentistry they have received	4	4	N/A	92.5%	93.6%	93.3%
% of Patients satisfied with the time they had to wait for an appointment	4	4	N/A	89.8%	88.8%	88.9%

\* This is based on patients treated on this contract for their most recent course of treatment. Figures in italics indicate the base number of FP17s or Patient Questionnaire responses are less than 100. N/A is shown where the base number of responses is less than 10 during the period. % is calculated as Quantity/Base number\*100

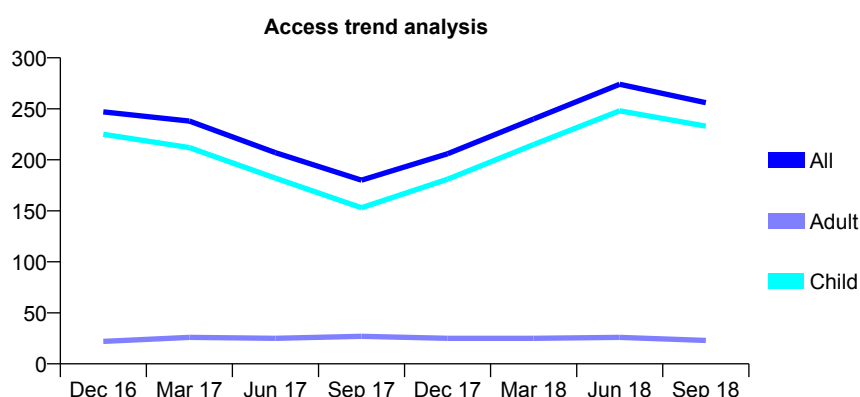
# Q68 - Vital Signs At a Glance Contract Report for 192686/0001 - September 2018

Name or company name	Apex Dental Care Merrow Partnership
Contract type name	GDS Contract
Purpose of contract	General
Contract start date	01/04/2014
Contract end date	

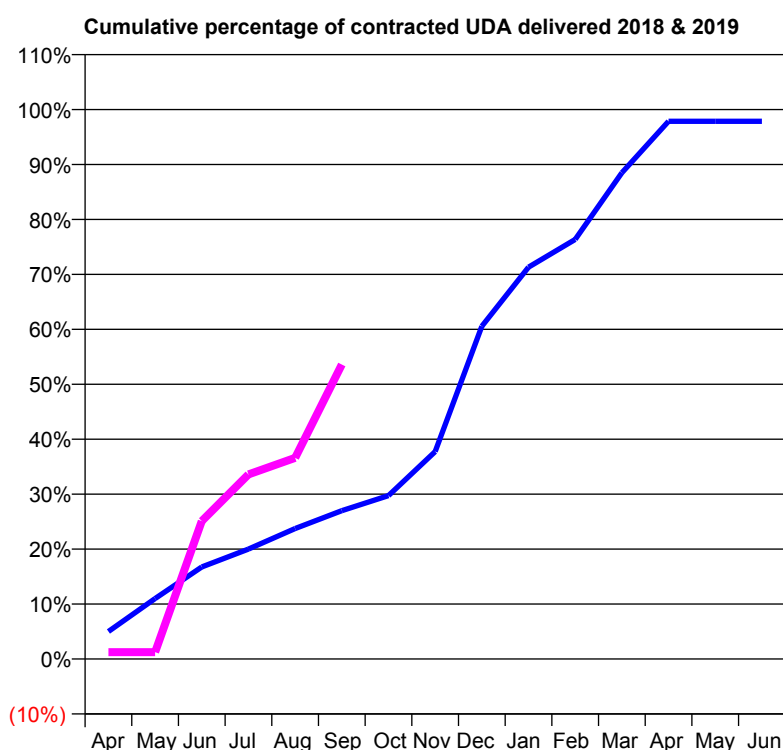
18/19 Contracted general activity (UDA)	400
Carry forward general activity (UDA)	8
18/19 Contracted orthodontic activity (UOA)	0
Carry forward orthodontic activity (UOA)	0
Baseline contract value	£10,030.79

## ACCESS\*

Patients seen in 24 months	Total	Change since previous quarter
Quarter ending September 2017	180	
Quarter ending December 2017	206	↑
Quarter ending March 2018	240	↑
Quarter ending June 2018	274	↑
Quarter ending September 2018	256	↓
<b>Variance since September 2017</b>	<b>42.2%</b>	<b>↑</b>



## ACTIVITY



Adjusted Scheduled Activity (UDA)		
Month	2018	2019
April	20	5
May	44	5
June	67	100
July	80	134
August	95	146
September	108	214
October	119	
November	151	
December	242	
January	285	
February	305	
March	354	
April	391	
May	391	
June	391	

## QUALITY

	Quantity	Base Number	Contract	AT	Region	England
% of FP17s for the same patient ID Re-attending within 3 months - Children	8	203	3.9%	9.3%	11.1%	11.6%
% of FP17s for the same patient ID Re-attending within 3 months - Adults	0	4	0.0%	14.9%	15.3%	15.5%
% of FP17s for the same patient ID Re-attending between 3 & 9 months - Children	67	203	33.0%	59.8%	61.1%	58.8%
% of FP17s for the same patient ID Re-attending between 3 & 9 months - Adults	1	4	25.0%	51.6%	52.3%	51.1%
% of FP17s for Band 1 Urgent Courses	2	183	1.1%	9.4%	9.5%	9.0%
% of FP17s Relating to Free Repair or Replacements	0	183	0.0%	0.5%	0.7%	0.8%
% of FP17s Relating to Continuations	0	183	0.0%	0.8%	0.8%	0.9%
% of Patients satisfied with the dentistry they have received	0	0	N/A	92.5%	93.6%	93.3%
% of Patients satisfied with the time they had to wait for an appointment	0	0	N/A	89.8%	88.8%	88.9%

\* This is based on patients treated on this contract for their most recent course of treatment. Figures in italics indicate the base number of FP17s or Patient Questionnaire responses are less than 100. N/A is shown where the base number of responses is less than 10 during the period. % is calculated as Quantity/Base number\*100



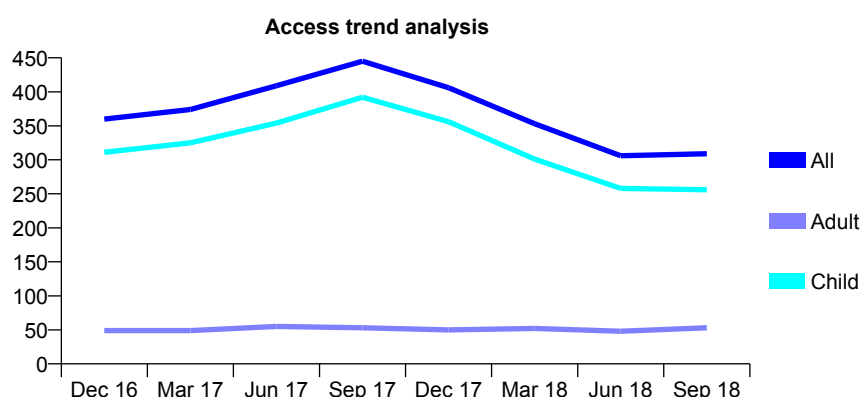
# Q68 - Vital Signs At a Glance Contract Report for 192686/0002 - September 2018

Name or company name	Apex Dental Care Merrow Partnership
Contract type name	GDS Contract
Purpose of contract	General
Contract start date	01/04/2014
Contract end date	

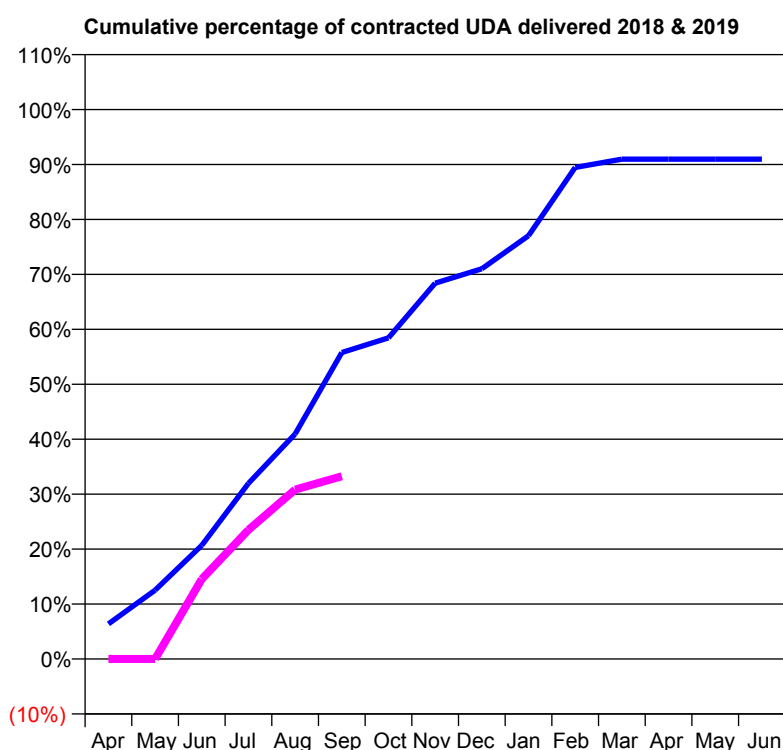
18/19 Contracted general activity (UDA)	750
Carry forward general activity (UDA)	0
18/19 Contracted orthodontic activity (UOA)	0
Carry forward orthodontic activity (UOA)	0
Baseline contract value	£17,053.95

## ACCESS\*

Patients seen in 24 months	Total	Change since previous quarter
Quarter ending September 2017	445	
Quarter ending December 2017	406	↓
Quarter ending March 2018	353	↓
Quarter ending June 2018	306	↓
Quarter ending September 2018	309	→
<b>Variance since September 2017</b>	<b>(30.6%)</b>	<b>↓</b>



## ACTIVITY



Adjusted Scheduled Activity (UDA)		
Month	2018	2019
April	48	0
May	94	0
June	155	109
July	240	176
August	307	231
September	418	249
October	438	
November	513	
December	533	
January	578	
February	671	
March	682	
April	682	
May	682	
June	682	

## QUALITY

	Quantity	Base Number	Contract	AT	Region	England
% of FP17s for the same patient ID Re-attending within 3 months - Children	10	182	5.5%	9.3%	11.1%	11.6%
% of FP17s for the same patient ID Re-attending within 3 months - Adults	0	7	0.0%	14.9%	15.3%	15.5%
% of FP17s for the same patient ID Re-attending between 3 & 9 months - Children	91	182	50.0%	59.8%	61.1%	58.8%
% of FP17s for the same patient ID Re-attending between 3 & 9 months - Adults	4	7	57.1%	51.6%	52.3%	51.1%
% of FP17s for Band 1 Urgent Courses	3	186	1.6%	9.4%	9.5%	9.0%
% of FP17s Relating to Free Repair or Replacements	0	186	0.0%	0.5%	0.7%	0.8%
% of FP17s Relating to Continuations	0	186	0.0%	0.8%	0.8%	0.9%
% of Patients satisfied with the dentistry they have received	0	0	N/A	92.5%	93.6%	93.3%
% of Patients satisfied with the time they had to wait for an appointment	0	0	N/A	89.8%	88.8%	88.9%

\* This is based on patients treated on this contract for their most recent course of treatment. Figures in italics indicate the base number of FP17s or Patient Questionnaire responses are less than 100. N/A is shown where the base number of responses is less than 10 during the period. % is calculated as Quantity/Base number\*100

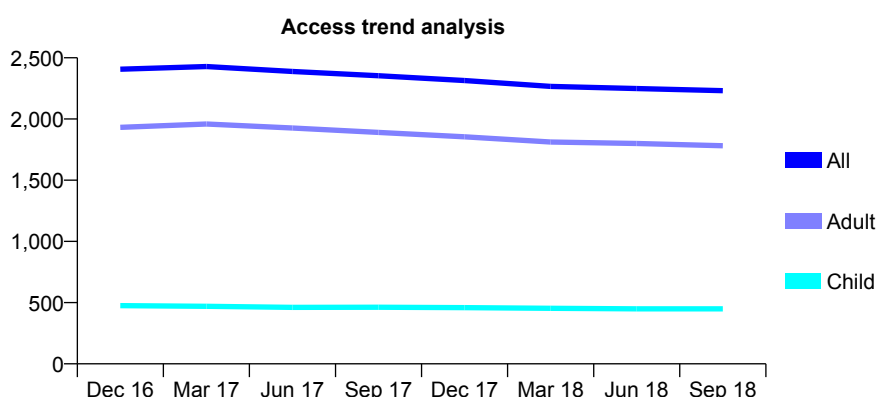
# Q68 - Vital Signs At a Glance Contract Report for 192783/0001 - September 2018

Name or company name	Mr Redstone & Associates
Contract type name	GDS Contract
Purpose of contract	General
Contract start date	01/11/2012
Contract end date	

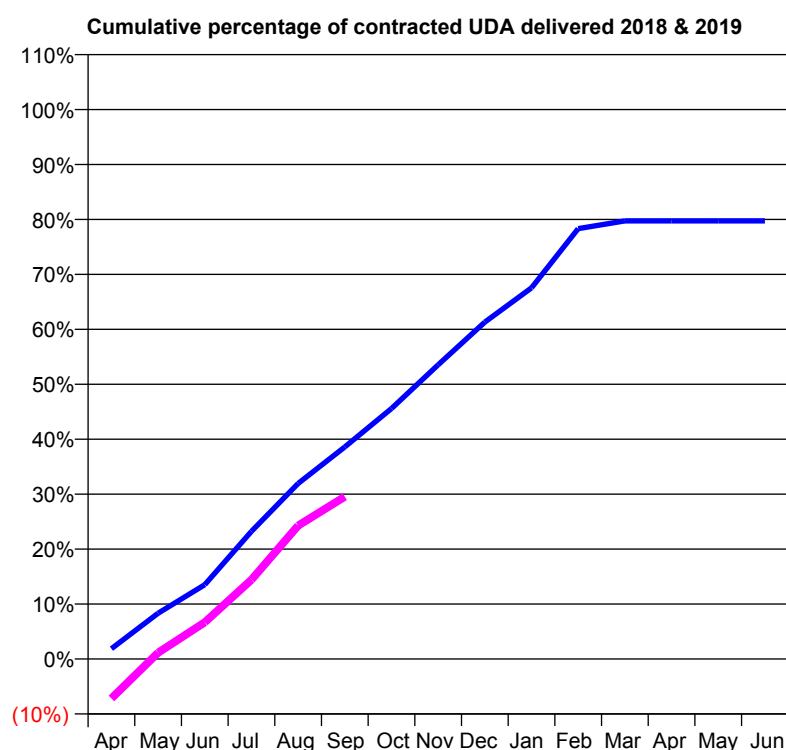
18/19 Contracted general activity (UDA)	7,762
Carry forward general activity (UDA)	810
18/19 Contracted orthodontic activity (UOA)	0
Carry forward orthodontic activity (UOA)	0
Baseline contract value	£176,939.80

## ACCESS\*

Patients seen in 24 months	Total	Change since previous quarter
Quarter ending September 2017	2,353	
Quarter ending December 2017	2,314	↓
Quarter ending March 2018	2,266	↓
Quarter ending June 2018	2,249	→
Quarter ending September 2018	2,231	→
<b>Variance since September 2017</b>	<b>(5.2%)</b>	<b>↓</b>



## ACTIVITY



Adjusted Scheduled Activity (UDA)		
Month	2018	2019
April	145	-558
May	647	90
June	1,050	520
July	1,803	1,120
August	2,479	1,884
September	2,996	2,293
October	3,539	
November	4,155	
December	4,760	
January	5,244	
February	6,080	
March	6,189	
April	6,189	
May	6,189	
June	6,189	

## QUALITY

	Quantity	Base Number	Contract	AT	Region	England
% of FP17s for the same patient ID Re-attending within 3 months - Children	14	370	3.8%	9.3%	11.1%	11.6%
% of FP17s for the same patient ID Re-attending within 3 months - Adults	154	1,288	12.0%	14.9%	15.3%	15.5%
% of FP17s for the same patient ID Re-attending between 3 & 9 months - Children	205	370	55.4%	59.8%	61.1%	58.8%
% of FP17s for the same patient ID Re-attending between 3 & 9 months - Adults	701	1,288	54.4%	51.6%	52.3%	51.1%
% of FP17s for Band 1 Urgent Courses	142	1,658	8.6%	9.4%	9.5%	9.0%
% of FP17s Relating to Free Repair or Replacements	9	1,658	0.5%	0.5%	0.7%	0.8%
% of FP17s Relating to Continuations	4	1,658	0.2%	0.8%	0.8%	0.9%
% of Patients satisfied with the dentistry they have received	1	1	N/A	92.5%	93.6%	93.3%
% of Patients satisfied with the time they had to wait for an appointment	1	1	N/A	89.8%	88.8%	88.9%

\* This is based on patients treated on this contract for their most recent course of treatment. Figures in italics indicate the base number of FP17s or Patient Questionnaire responses are less than 100. N/A is shown where the base number of responses is less than 10 during the period. % is calculated as Quantity/Base number\*100

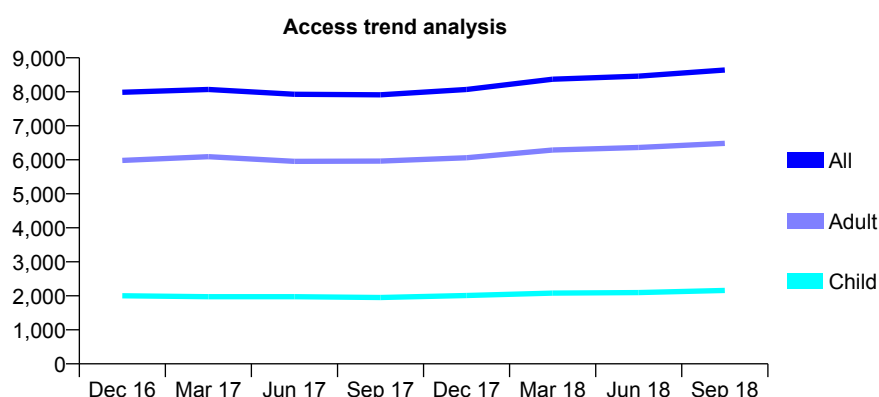
# Q68 - Vital Signs At a Glance Contract Report for 193186/0001 - September 2018

Name or company name	M W Botha Limited
Contract type name	GDS Contract
Purpose of contract	General
Contract start date	01/04/2010
Contract end date	

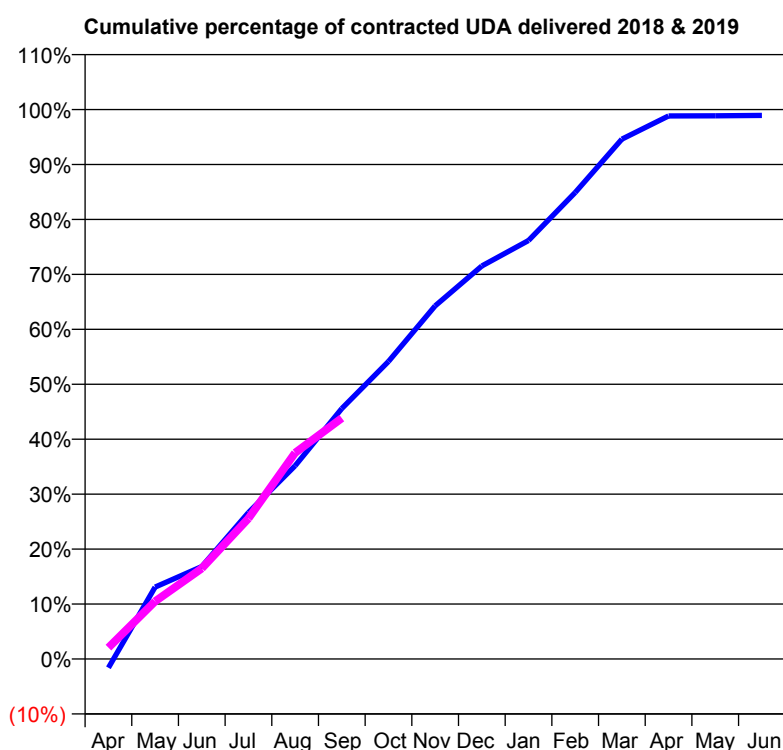
18/19 Contracted general activity (UDA)	21,440
Carry forward general activity (UDA)	230
18/19 Contracted orthodontic activity (UOA)	0
Carry forward orthodontic activity (UOA)	0
Baseline contract value	£662,228.65

## ACCESS\*

Patients seen in 24 months	Total	Change since previous quarter
Quarter ending September 2017	7,913	
Quarter ending December 2017	8,068	→
Quarter ending March 2018	8,370	↑
Quarter ending June 2018	8,460	→
Quarter ending September 2018	8,643	↑
<b>Variance since September 2017</b>	<b>9.2%</b>	<b>↑</b>



## ACTIVITY



Adjusted Scheduled Activity (UDA)		
Month	2018	2019
April	-345	446
May	2,808	2,253
June	3,607	3,533
July	5,718	5,484
August	7,542	8,046
September	9,773	9,397
October	11,609	
November	13,782	
December	15,337	
January	16,329	
February	18,204	
March	20,285	
April	21,187	
May	21,194	
June	21,210	

## QUALITY

	Quantity	Base Number	Contract	AT	Region	England
% of FP17s for the same patient ID Re-attending within 3 months - Children	117	1,380	8.5%	9.3%	11.1%	11.6%
% of FP17s for the same patient ID Re-attending within 3 months - Adults	761	3,886	19.6%	14.9%	15.3%	15.5%
% of FP17s for the same patient ID Re-attending between 3 & 9 months - Children	644	1,380	46.7%	59.8%	61.1%	58.8%
% of FP17s for the same patient ID Re-attending between 3 & 9 months - Adults	1,381	3,886	35.5%	51.6%	52.3%	51.1%
% of FP17s for Band 1 Urgent Courses	1,032	4,841	21.3%	9.4%	9.5%	9.0%
% of FP17s Relating to Free Repair or Replacements	13	4,841	0.3%	0.5%	0.7%	0.8%
% of FP17s Relating to Continuations	19	4,841	0.4%	0.8%	0.8%	0.9%
% of Patients satisfied with the dentistry they have received	2	3	N/A	92.5%	93.6%	93.3%
% of Patients satisfied with the time they had to wait for an appointment	3	3	N/A	89.8%	88.8%	88.9%

\* This is based on patients treated on this contract for their most recent course of treatment. Figures in italics indicate the base number of FP17s or Patient Questionnaire responses are less than 100. N/A is shown where the base number of responses is less than 10 during the period. % is calculated as Quantity/Base number\*100

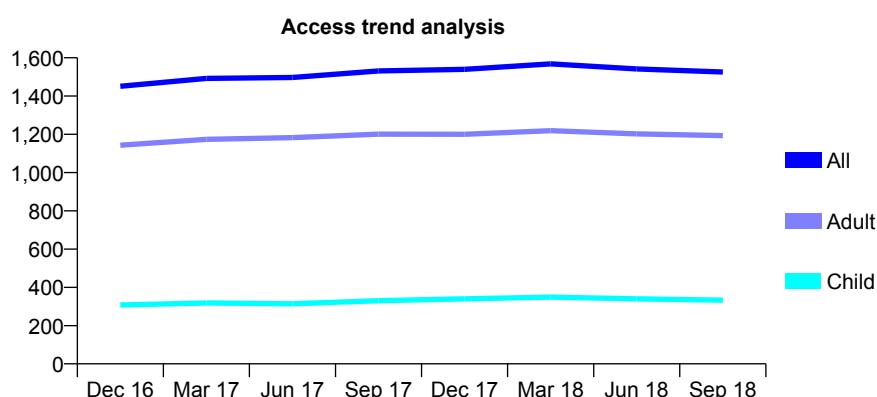
# Q68 - Vital Signs At a Glance Contract Report for 193240/0001 - September 2018

Name or company name	Timberhill Dental Practice Ltd
Contract type name	GDS Contract
Purpose of contract	General
Contract start date	01/09/2009
Contract end date	

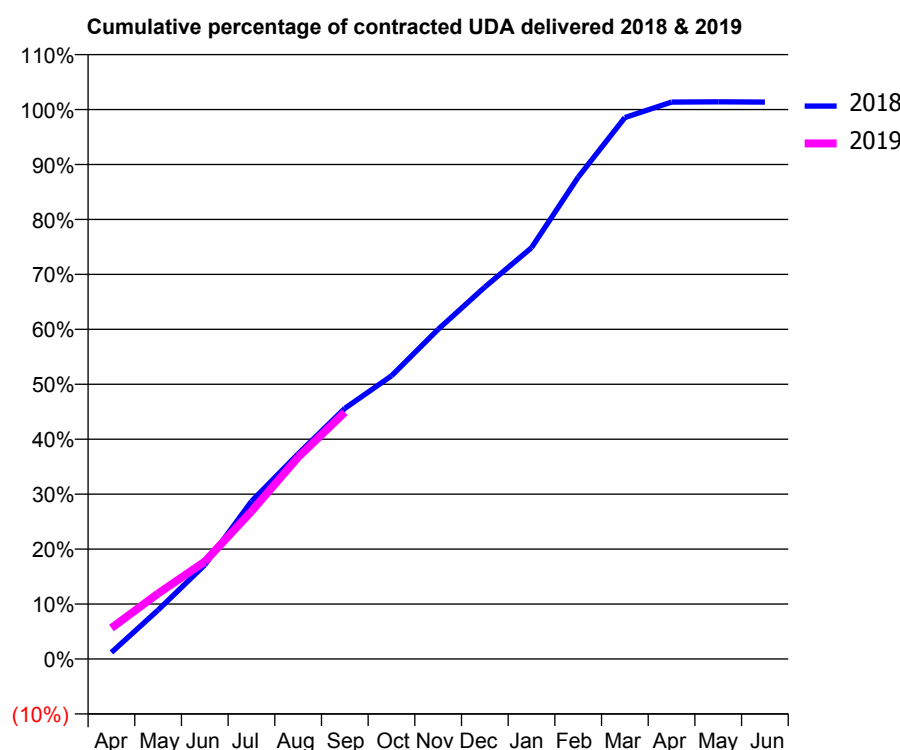
18/19 Contracted general activity (UDA)	4,942
Carry forward general activity (UDA)	0
18/19 Contracted orthodontic activity (UOA)	0
Carry forward orthodontic activity (UOA)	0
Baseline contract value	£115,640.62

## ACCESS\*

Patients seen in 24 months	Total	Change since previous quarter
Quarter ending September 2017	1,531	
Quarter ending December 2017	1,540	→
Quarter ending March 2018	1,568	→
Quarter ending June 2018	1,542	↓
Quarter ending September 2018	1,526	↓
<b>Variance since September 2017</b>	<b>(0.3%)</b>	<b>→</b>



## ACTIVITY



Adjusted Scheduled Activity (UDA)		
Month	2018	2019
April	60	279
May	441	589
June	846	876
July	1,418	1,328
August	1,846	1,815
September	2,254	2,220
October	2,547	
November	2,965	
December	3,345	
January	3,699	
February	4,333	
March	4,870	
April	5,009	
May	5,011	
June	5,008	

## QUALITY

	Quantity	Base Number	Contract	AT	Region	England
% of FP17s for the same patient ID Re-attending within 3 months - Children	29	310	9.4%	9.3%	11.1%	11.6%
% of FP17s for the same patient ID Re-attending within 3 months - Adults	122	928	13.1%	14.9%	15.3%	15.5%
% of FP17s for the same patient ID Re-attending between 3 & 9 months - Children	224	310	72.3%	59.8%	61.1%	58.8%
% of FP17s for the same patient ID Re-attending between 3 & 9 months - Adults	626	928	67.5%	51.6%	52.3%	51.1%
% of FP17s for Band 1 Urgent Courses	74	1,168	6.3%	9.4%	9.5%	9.0%
% of FP17s Relating to Free Repair or Replacements	15	1,168	1.3%	0.5%	0.7%	0.8%
% of FP17s Relating to Continuations	10	1,168	0.9%	0.8%	0.8%	0.9%
% of Patients satisfied with the dentistry they have received	0	0	N/A	92.5%	93.6%	93.3%
% of Patients satisfied with the time they had to wait for an appointment	0	0	N/A	89.8%	88.8%	88.9%

\* This is based on patients treated on this contract for their most recent course of treatment. Figures in italics indicate the base number of FP17s or Patient Questionnaire responses are less than 100. N/A is shown where the base number of responses is less than 10 during the period. % is calculated as Quantity/Base number\*100

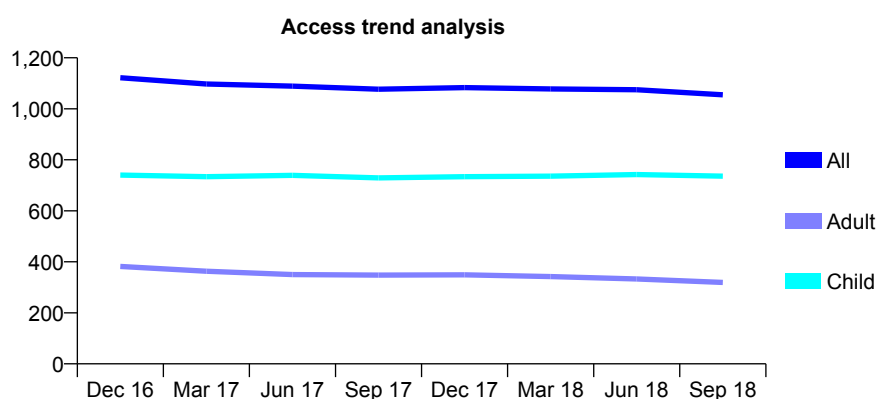
## Q68 - Vital Signs At a Glance Contract Report for 193402/0001 - September 2018

Name or company name	Burgess Hill Dental Care Limited
Contract type name	GDS Contract
Purpose of contract	General
Contract start date	01/06/2011
Contract end date	

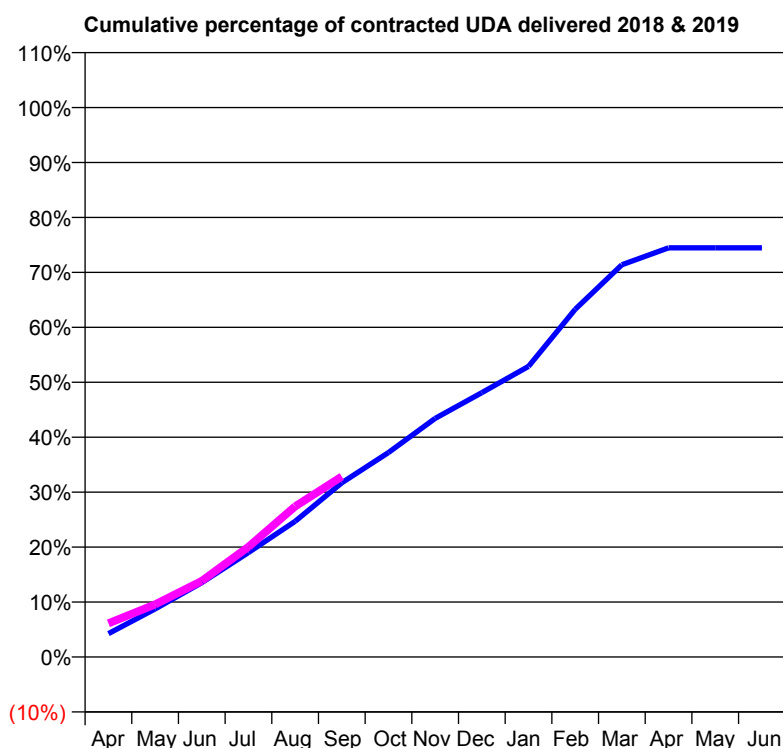
18/19 Contracted general activity (UDA)	2,975
Carry forward general activity (UDA)	0
18/19 Contracted orthodontic activity (UOA)	0
Carry forward orthodontic activity (UOA)	0
Baseline contract value	£68,873.08

### ACCESS\*

Patients seen in 24 months	Total	Change since previous quarter
Quarter ending September 2017	1,077	
Quarter ending December 2017	1,083	→
Quarter ending March 2018	1,078	→
Quarter ending June 2018	1,075	→
Quarter ending September 2018	1,055	↓
<b>Variance since September 2017</b>	<b>(2.0%)</b>	<b>↓</b>



### ACTIVITY



Adjusted Scheduled Activity (UDA)		
Month	2018	2019
April	127	182
May	260	285
June	402	412
July	566	597
August	734	816
September	943	977
October	1,107	
November	1,292	
December	1,431	
January	1,574	
February	1,883	
March	2,124	
April	2,216	
May	2,216	
June	2,216	

### QUALITY

	Quantity	Base Number	Contract	AT	Region	England
% of FP17s for the same patient ID Re-attending within 3 months - Children	34	625	5.4%	9.3%	11.1%	11.6%
% of FP17s for the same patient ID Re-attending within 3 months - Adults	12	156	7.7%	14.9%	15.3%	15.5%
% of FP17s for the same patient ID Re-attending between 3 & 9 months - Children	464	625	74.2%	59.8%	61.1%	58.8%
% of FP17s for the same patient ID Re-attending between 3 & 9 months - Adults	99	156	63.5%	51.6%	52.3%	51.1%
% of FP17s for Band 1 Urgent Courses	15	719	2.1%	9.4%	9.5%	9.0%
% of FP17s Relating to Free Repair or Replacements	0	719	0.0%	0.5%	0.7%	0.8%
% of FP17s Relating to Continuations	12	719	1.7%	0.8%	0.8%	0.9%
% of Patients satisfied with the dentistry they have received	0	0	N/A	92.5%	93.6%	93.3%
% of Patients satisfied with the time they had to wait for an appointment	0	0	N/A	89.8%	88.8%	88.9%

\* This is based on patients treated on this contract for their most recent course of treatment. Figures in italics indicate the base number of FP17s or Patient Questionnaire responses are less than 100. N/A is shown where the base number of responses is less than 10 during the period. % is calculated as Quantity/Base number\*100

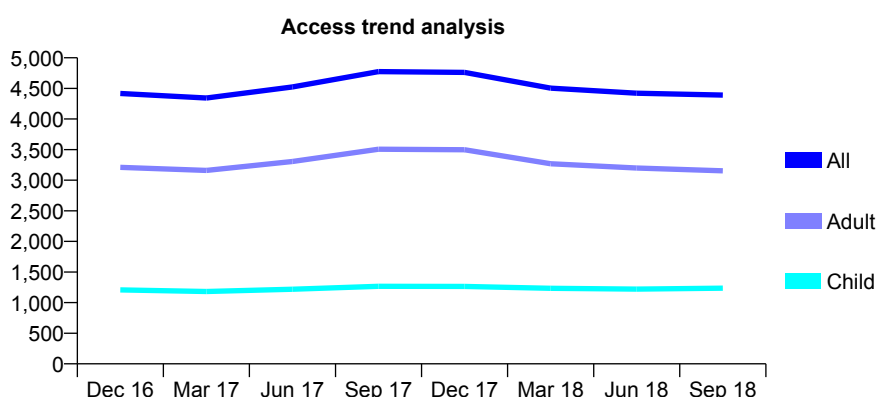
# Q68 - Vital Signs At a Glance Contract Report for 193569/0001 - September 2018

Name or company name	Hollybush Dental Care Limited
Contract type name	GDS Contract
Purpose of contract	General
Contract start date	01/01/2008
Contract end date	

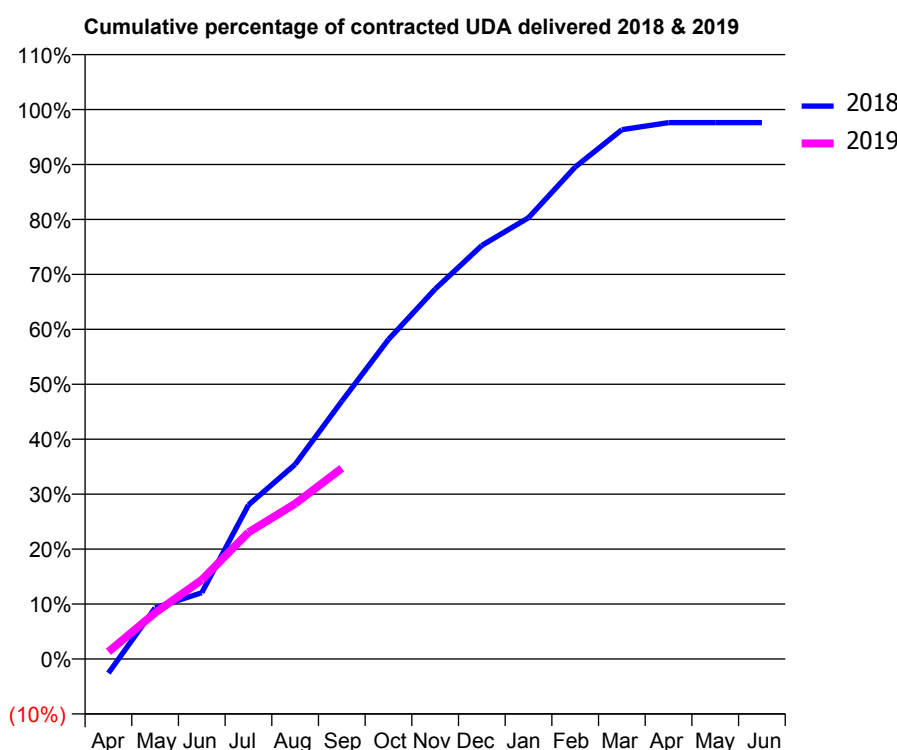
18/19 Contracted general activity (UDA)	10,760
Carry forward general activity (UDA)	256
18/19 Contracted orthodontic activity (UOA)	0
Carry forward orthodontic activity (UOA)	0
Baseline contract value	£285,993.05

## ACCESS\*

Patients seen in 24 months	Total	Change since previous quarter
Quarter ending September 2017	4,774	
Quarter ending December 2017	4,762	→
Quarter ending March 2018	4,504	↓
Quarter ending June 2018	4,422	↓
Quarter ending September 2018	4,390	→
<b>Variance since September 2017</b>	<b>(8.0%)</b>	<b>↓</b>



## ACTIVITY



Adjusted Scheduled Activity (UDA)		
Month	2018	2019
April	-279	142
May	1,003	904
June	1,299	1,549
July	3,018	2,478
August	3,812	3,042
September	5,050	3,736
October	6,256	
November	7,244	
December	8,099	
January	8,642	
February	9,633	
March	10,365	
April	10,504	
May	10,504	
June	10,504	

## QUALITY

	Quantity	Base Number	Contract	AT	Region	England
% of FP17s for the same patient ID Re-attending within 3 months - Children	36	619	5.8%	9.3%	11.1%	11.6%
% of FP17s for the same patient ID Re-attending within 3 months - Adults	149	1,355	11.0%	14.9%	15.3%	15.5%
% of FP17s for the same patient ID Re-attending between 3 & 9 months - Children	247	619	39.9%	59.8%	61.1%	58.8%
% of FP17s for the same patient ID Re-attending between 3 & 9 months - Adults	441	1,355	32.5%	51.6%	52.3%	51.1%
% of FP17s for Band 1 Urgent Courses	262	1,951	13.4%	9.4%	9.5%	9.0%
% of FP17s Relating to Free Repair or Replacements	0	1,951	0.0%	0.5%	0.7%	0.8%
% of FP17s Relating to Continuations	47	1,951	2.4%	0.8%	0.8%	0.9%
% of Patients satisfied with the dentistry they have received	1	1	N/A	92.5%	93.6%	93.3%
% of Patients satisfied with the time they had to wait for an appointment	1	1	N/A	89.8%	88.8%	88.9%

\* This is based on patients treated on this contract for their most recent course of treatment. Figures in italics indicate the base number of FP17s or Patient Questionnaire responses are less than 100. N/A is shown where the base number of responses is less than 10 during the period. % is calculated as Quantity/Base number\*100

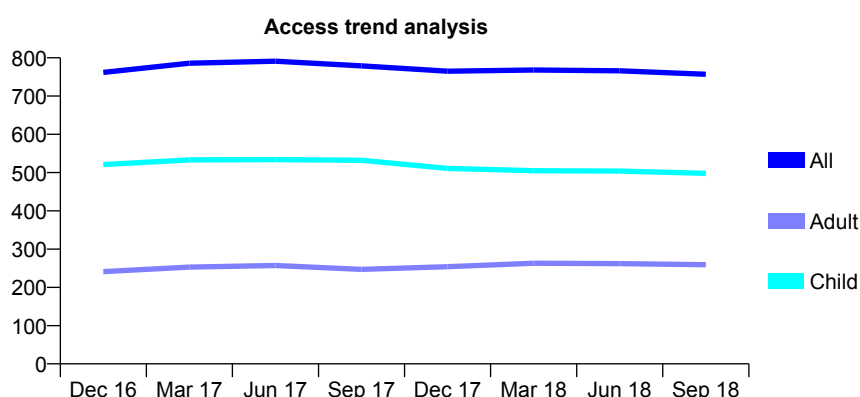
# Q68 - Vital Signs At a Glance Contract Report for 193593/0001 - September 2018

Name or company name	Westdene Dental Practice
Contract type name	GDS Contract
Purpose of contract	General
Contract start date	07/04/2015
Contract end date	

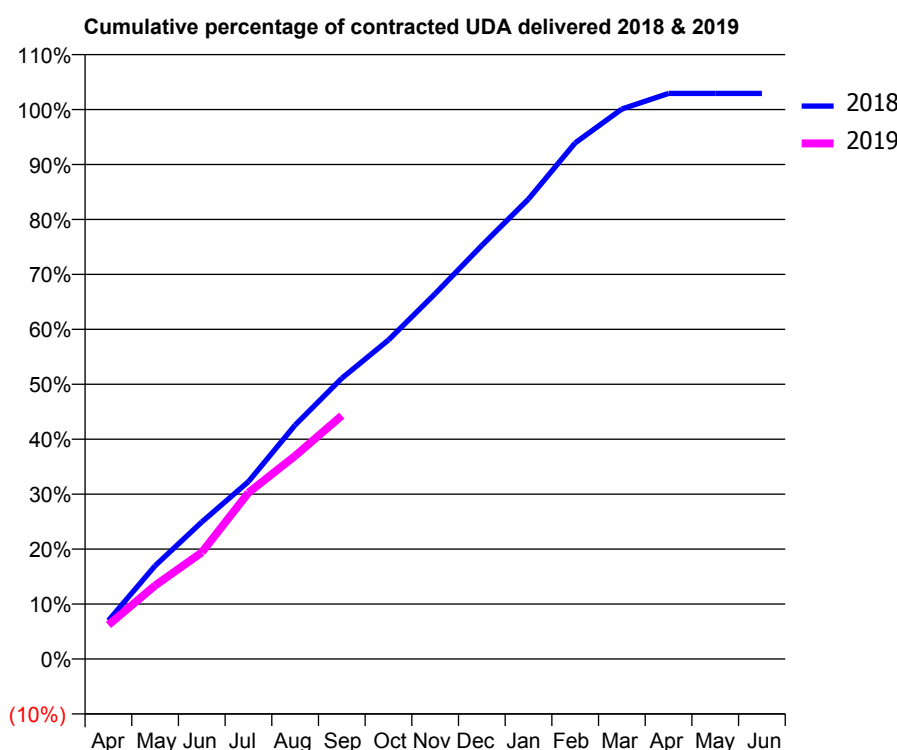
18/19 Contracted general activity (UDA)	1,450
Carry forward general activity (UDA)	0
18/19 Contracted orthodontic activity (UOA)	0
Carry forward orthodontic activity (UOA)	0
Baseline contract value	£32,311.21

## ACCESS\*

Patients seen in 24 months	Total	Change since previous quarter
Quarter ending September 2017	779	
Quarter ending December 2017	765	↓
Quarter ending March 2018	768	→
Quarter ending June 2018	766	→
Quarter ending September 2018	757	↓
<b>Variance since September 2017</b>	<b>(2.8%)</b>	<b>↓</b>



## ACTIVITY



Adjusted Scheduled Activity (UDA)		
Month	2018	2019
April	102	90
May	246	194
June	361	281
July	468	439
August	617	536
September	741	642
October	842	
November	964	
December	1,091	
January	1,214	
February	1,362	
March	1,451	
April	1,493	
May	1,493	
June	1,493	

## QUALITY

	Quantity	Base Number	Contract	AT	Region	England
% of FP17s for the same patient ID Re-attending within 3 months - Children	22	384	5.7%	9.3%	11.1%	11.6%
% of FP17s for the same patient ID Re-attending within 3 months - Adults	11	133	8.3%	14.9%	15.3%	15.5%
% of FP17s for the same patient ID Re-attending between 3 & 9 months - Children	234	384	60.9%	59.8%	61.1%	58.8%
% of FP17s for the same patient ID Re-attending between 3 & 9 months - Adults	64	133	48.1%	51.6%	52.3%	51.1%
% of FP17s for Band 1 Urgent Courses	7	482	1.5%	9.4%	9.5%	9.0%
% of FP17s Relating to Free Repair or Replacements	0	482	0.0%	0.5%	0.7%	0.8%
% of FP17s Relating to Continuations	9	482	1.9%	0.8%	0.8%	0.9%
% of Patients satisfied with the dentistry they have received	1	1	N/A	92.5%	93.6%	93.3%
% of Patients satisfied with the time they had to wait for an appointment	1	1	N/A	89.8%	88.8%	88.9%

\* This is based on patients treated on this contract for their most recent course of treatment. Figures in italics indicate the base number of FP17s or Patient Questionnaire responses are less than 100. N/A is shown where the base number of responses is less than 10 during the period. % is calculated as Quantity/Base number\*100



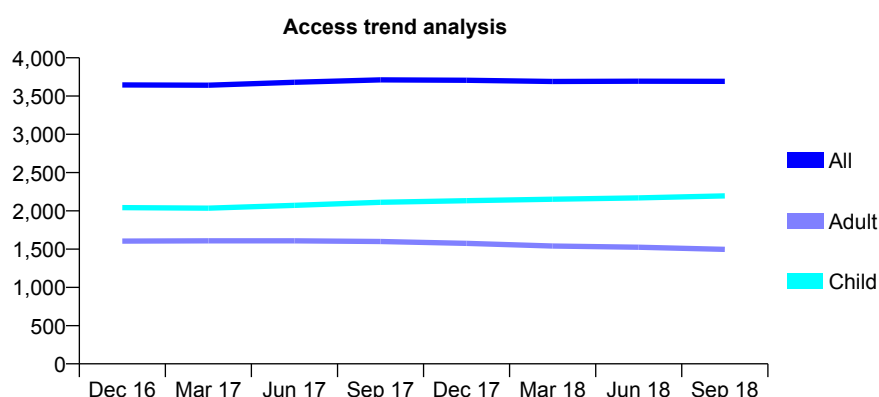
# Q68 - Vital Signs At a Glance Contract Report for 193739/0001 - September 2018

Name or company name	Grand Avenue Dental Practice
Contract type name	GDS Contract
Purpose of contract	General
Contract start date	01/04/2006
Contract end date	

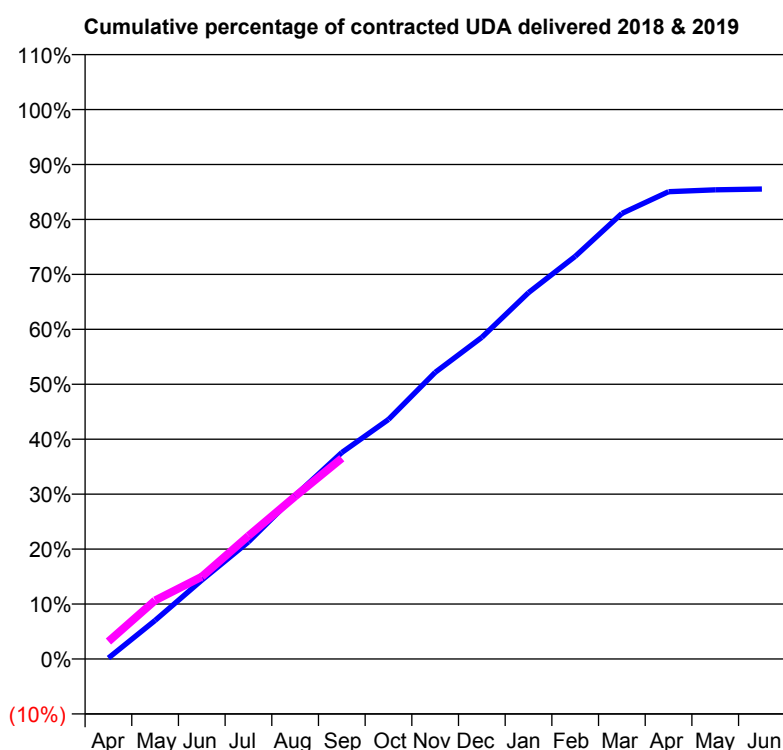
18/19 Contracted general activity (UDA)	7,425
Carry forward general activity (UDA)	0
18/19 Contracted orthodontic activity (UOA)	0
Carry forward orthodontic activity (UOA)	0
Baseline contract value	£162,661.78

## ACCESS\*

Patients seen in 24 months	Total	Change since previous quarter
Quarter ending September 2017	3,711	
Quarter ending December 2017	3,707	→
Quarter ending March 2018	3,691	→
Quarter ending June 2018	3,694	→
Quarter ending September 2018	3,692	→
<b>Variance since September 2017</b>	<b>(0.5%)</b>	→



## ACTIVITY



Adjusted Scheduled Activity (UDA)		
Month	2018	2019
April	13	238
May	522	792
June	1,065	1,112
July	1,583	1,663
August	2,208	2,198
September	2,790	2,712
October	3,237	
November	3,873	
December	4,348	
January	4,950	
February	5,440	
March	6,021	
April	6,314	
May	6,341	
June	6,351	

## QUALITY

	Quantity	Base Number	Contract	AT	Region	England
% of FP17s for the same patient ID Re-attending within 3 months - Children	72	1,615	4.5%	9.3%	11.1%	11.6%
% of FP17s for the same patient ID Re-attending within 3 months - Adults	56	782	7.2%	14.9%	15.3%	15.5%
% of FP17s for the same patient ID Re-attending between 3 & 9 months - Children	1,024	1,615	63.4%	59.8%	61.1%	58.8%
% of FP17s for the same patient ID Re-attending between 3 & 9 months - Adults	461	782	59.0%	51.6%	52.3%	51.1%
% of FP17s for Band 1 Urgent Courses	89	2,150	4.1%	9.4%	9.5%	9.0%
% of FP17s Relating to Free Repair or Replacements	1	2,150	0.0%	0.5%	0.7%	0.8%
% of FP17s Relating to Continuations	8	2,150	0.4%	0.8%	0.8%	0.9%
% of Patients satisfied with the dentistry they have received	4	6	N/A	92.5%	93.6%	93.3%
% of Patients satisfied with the time they had to wait for an appointment	6	6	N/A	89.8%	88.8%	88.9%

\* This is based on patients treated on this contract for their most recent course of treatment. Figures in italics indicate the base number of FP17s or Patient Questionnaire responses are less than 100. N/A is shown where the base number of responses is less than 10 during the period. % is calculated as Quantity/Base number\*100

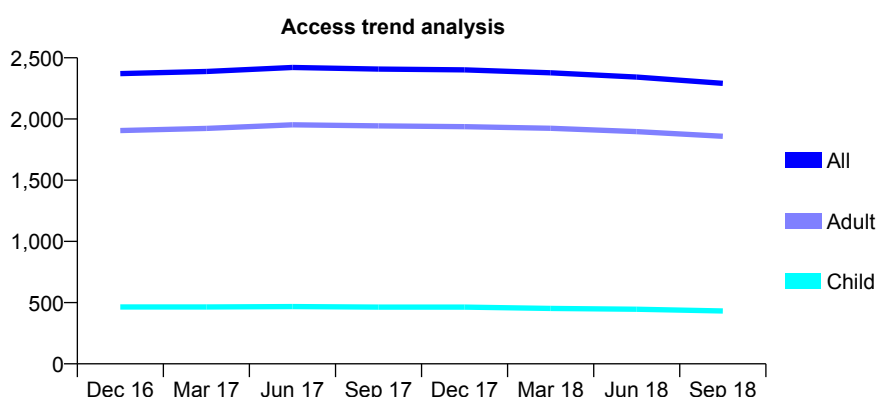
# Q68 - Vital Signs At a Glance Contract Report for 193828/0001 - September 2018

Name or company name	Rottingdean Dental Care
Contract type name	GDS Contract
Purpose of contract	General
Contract start date	01/11/2009
Contract end date	

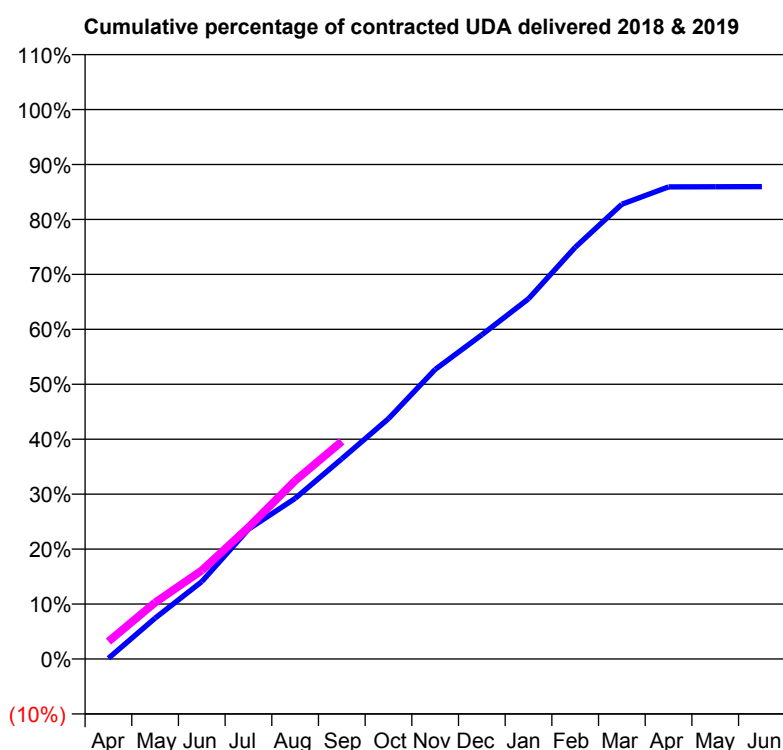
18/19 Contracted general activity (UDA)	8,000
Carry forward general activity (UDA)	0
18/19 Contracted orthodontic activity (UOA)	0
Carry forward orthodontic activity (UOA)	0
Baseline contract value	£206,873.62

## ACCESS\*

Patients seen in 24 months	Total	Change since previous quarter
Quarter ending September 2017	2,408	
Quarter ending December 2017	2,401	→
Quarter ending March 2018	2,377	→
Quarter ending June 2018	2,343	↓
Quarter ending September 2018	2,291	↓
<b>Variance since September 2017</b>	<b>(4.9%)</b>	<b>↓</b>



## ACTIVITY



Adjusted Scheduled Activity (UDA)		
Month	2018	2019
April	10	256
May	595	823
June	1,127	1,291
July	1,891	1,916
August	2,339	2,597
September	2,916	3,167
October	3,499	
November	4,216	
December	4,720	
January	5,244	
February	5,994	
March	6,621	
April	6,873	
May	6,876	
June	6,878	

## QUALITY

	Quantity	Base Number	Contract	AT	Region	England
% of FP17s for the same patient ID Re-attending within 3 months - Children	41	413	9.9%	9.3%	11.1%	11.6%
% of FP17s for the same patient ID Re-attending within 3 months - Adults	247	1,509	16.4%	14.9%	15.3%	15.5%
% of FP17s for the same patient ID Re-attending between 3 & 9 months - Children	301	413	72.9%	59.8%	61.1%	58.8%
% of FP17s for the same patient ID Re-attending between 3 & 9 months - Adults	1,023	1,509	67.8%	51.6%	52.3%	51.1%
% of FP17s for Band 1 Urgent Courses	155	1,785	8.7%	9.4%	9.5%	9.0%
% of FP17s Relating to Free Repair or Replacements	24	1,785	1.3%	0.5%	0.7%	0.8%
% of FP17s Relating to Continuations	8	1,785	0.4%	0.8%	0.8%	0.9%
% of Patients satisfied with the dentistry they have received	0	0	N/A	92.5%	93.6%	93.3%
% of Patients satisfied with the time they had to wait for an appointment	0	0	N/A	89.8%	88.8%	88.9%

\* This is based on patients treated on this contract for their most recent course of treatment. Figures in italics indicate the base number of FP17s or Patient Questionnaire responses are less than 100. N/A is shown where the base number of responses is less than 10 during the period. % is calculated as Quantity/Base number\*100

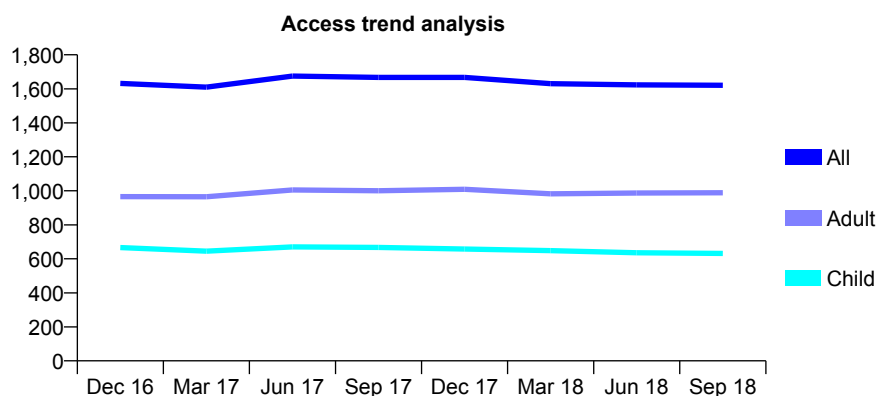
## Q68 - Vital Signs At a Glance Contract Report for 194883/0001 - September 2018

Name or company name	Church Road Dental Care
Contract type name	GDS Contract
Purpose of contract	General
Contract start date	01/04/2013
Contract end date	

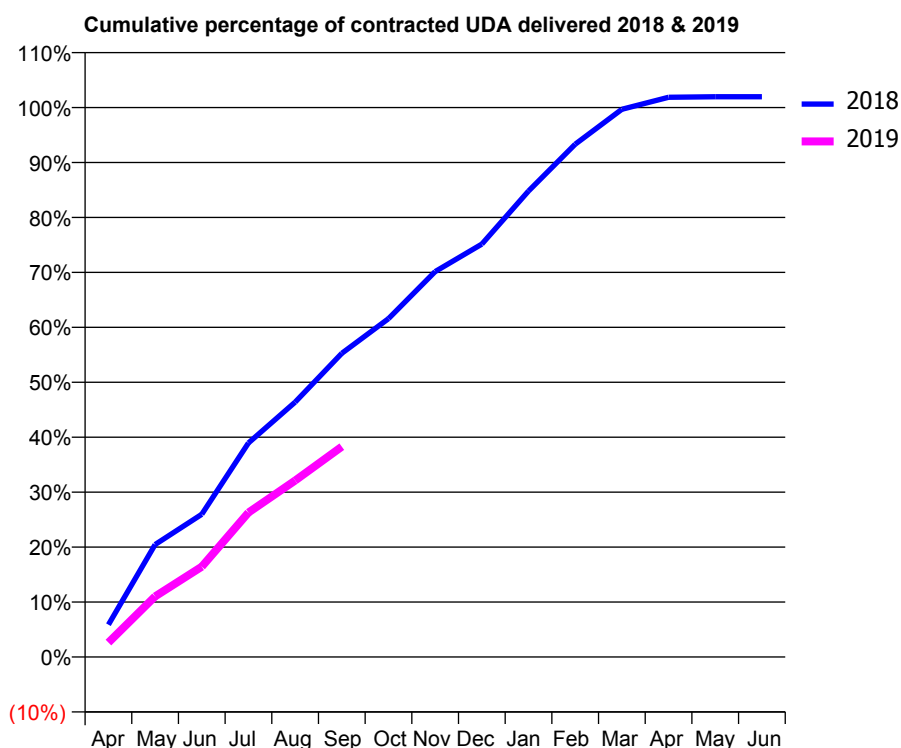
18/19 Contracted general activity (UDA)	3,438
Carry forward general activity (UDA)	0
18/19 Contracted orthodontic activity (UOA)	0
Carry forward orthodontic activity (UOA)	0
Baseline contract value	£82,970.12

### ACCESS\*

Patients seen in 24 months	Total	Change since previous quarter
Quarter ending September 2017	1,667	
Quarter ending December 2017	1,667	→
Quarter ending March 2018	1,630	↓
Quarter ending June 2018	1,623	→
Quarter ending September 2018	1,621	→
<b>Variance since September 2017</b>	<b>(2.8%)</b>	<b>↓</b>



### ACTIVITY



Adjusted Scheduled Activity (UDA)		
Month	2018	2019
April	202	91
May	704	379
June	893	565
July	1,340	904
August	1,595	1,104
September	1,900	1,316
October	2,117	
November	2,411	
December	2,583	
January	2,916	
February	3,208	
March	3,427	
April	3,502	
May	3,505	
June	3,505	

### QUALITY

	Quantity	Base Number	Contract	AT	Region	England
% of FP17s for the same patient ID Re-attending within 3 months - Children	15	380	3.9%	9.3%	11.1%	11.6%
% of FP17s for the same patient ID Re-attending within 3 months - Adults	42	465	9.0%	14.9%	15.3%	15.5%
% of FP17s for the same patient ID Re-attending between 3 & 9 months - Children	176	380	46.3%	59.8%	61.1%	58.8%
% of FP17s for the same patient ID Re-attending between 3 & 9 months - Adults	169	465	36.3%	51.6%	52.3%	51.1%
% of FP17s for Band 1 Urgent Courses	52	784	6.6%	9.4%	9.5%	9.0%
% of FP17s Relating to Free Repair or Replacements	1	784	0.1%	0.5%	0.7%	0.8%
% of FP17s Relating to Continuations	0	784	0.0%	0.8%	0.8%	0.9%
% of Patients satisfied with the dentistry they have received	0	0	N/A	92.5%	93.6%	93.3%
% of Patients satisfied with the time they had to wait for an appointment	0	0	N/A	89.8%	88.8%	88.9%

\* This is based on patients treated on this contract for their most recent course of treatment. Figures in italics indicate the base number of FP17s or Patient Questionnaire responses are less than 100. N/A is shown where the base number of responses is less than 10 during the period. % is calculated as Quantity/Base number\*100

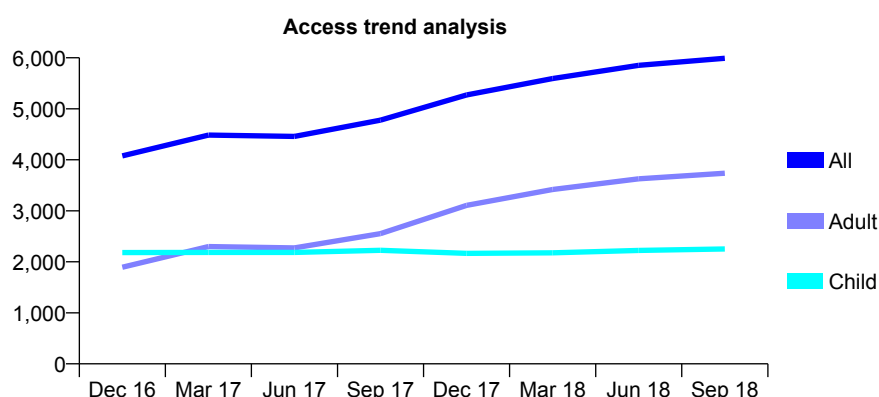
# Q68 - Vital Signs At a Glance Contract Report for 195138/0001 - September 2018

Name or company name	Mr Manish Patel & Mrs Preeti Patel
Contract type name	GDS Contract
Purpose of contract	General
Contract start date	16/01/2012
Contract end date	

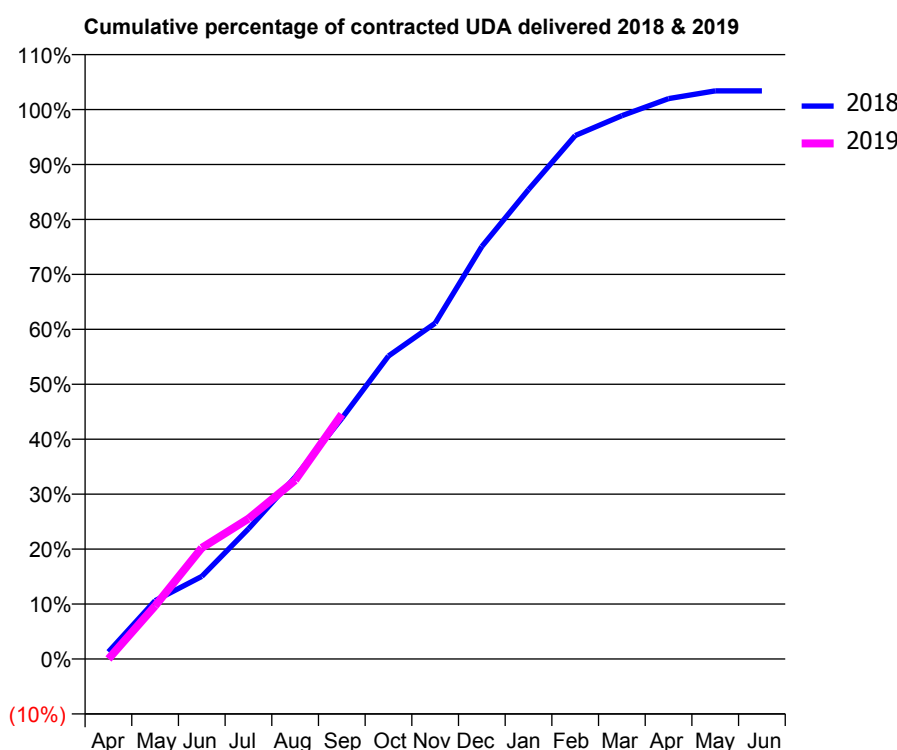
18/19 Contracted general activity (UDA)	15,000
Carry forward general activity (UDA)	0
18/19 Contracted orthodontic activity (UOA)	0
Carry forward orthodontic activity (UOA)	0
Baseline contract value	£406,768.80

## ACCESS\*

Patients seen in 24 months	Total	Change since previous quarter
Quarter ending September 2017	4,779	
Quarter ending December 2017	5,271	↑
Quarter ending March 2018	5,594	↑
Quarter ending June 2018	5,852	↑
Quarter ending September 2018	5,990	↑
<b>Variance since September 2017</b>	<b>25.3%</b>	<b>↑</b>



## ACTIVITY



Month	Adjusted Scheduled Activity (UDA)	
	2018	2019
April	194	0
May	1,594	1,449
June	2,255	3,034
July	3,555	3,830
August	4,967	4,880
September	6,569	6,683
October	8,273	
November	9,169	
December	11,262	
January	12,816	
February	14,287	
March	14,830	
April	15,299	
May	15,509	
June	15,508	

## QUALITY

	Quantity	Base Number	Contract	AT	Region	England
% of FP17s for the same patient ID Re-attending within 3 months - Children	61	1,449	4.2%	9.3%	11.1%	11.6%
% of FP17s for the same patient ID Re-attending within 3 months - Adults	102	1,559	6.5%	14.9%	15.3%	15.5%
% of FP17s for the same patient ID Re-attending between 3 & 9 months - Children	561	1,449	38.7%	59.8%	61.1%	58.8%
% of FP17s for the same patient ID Re-attending between 3 & 9 months - Adults	576	1,559	36.9%	51.6%	52.3%	51.1%
% of FP17s for Band 1 Urgent Courses	108	2,745	3.9%	9.4%	9.5%	9.0%
% of FP17s Relating to Free Repair or Replacements	6	2,745	0.2%	0.5%	0.7%	0.8%
% of FP17s Relating to Continuations	12	2,745	0.4%	0.8%	0.8%	0.9%
% of Patients satisfied with the dentistry they have received	1	1	N/A	92.5%	93.6%	93.3%
% of Patients satisfied with the time they had to wait for an appointment	0	1	N/A	89.8%	88.8%	88.9%

\* This is based on patients treated on this contract for their most recent course of treatment. Figures in italics indicate the base number of FP17s or Patient Questionnaire responses are less than 100. N/A is shown where the base number of responses is less than 10 during the period. % is calculated as Quantity/Base number\*100

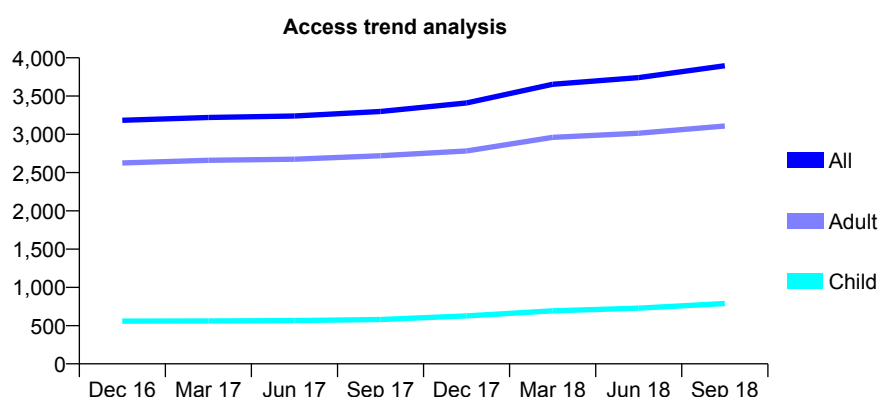
# Q68 - Vital Signs At a Glance Contract Report for 195553/0001 - September 2018

Name or company name	Dr Satnam Louis Limited
Contract type name	GDS Contract
Purpose of contract	General
Contract start date	01/04/2010
Contract end date	

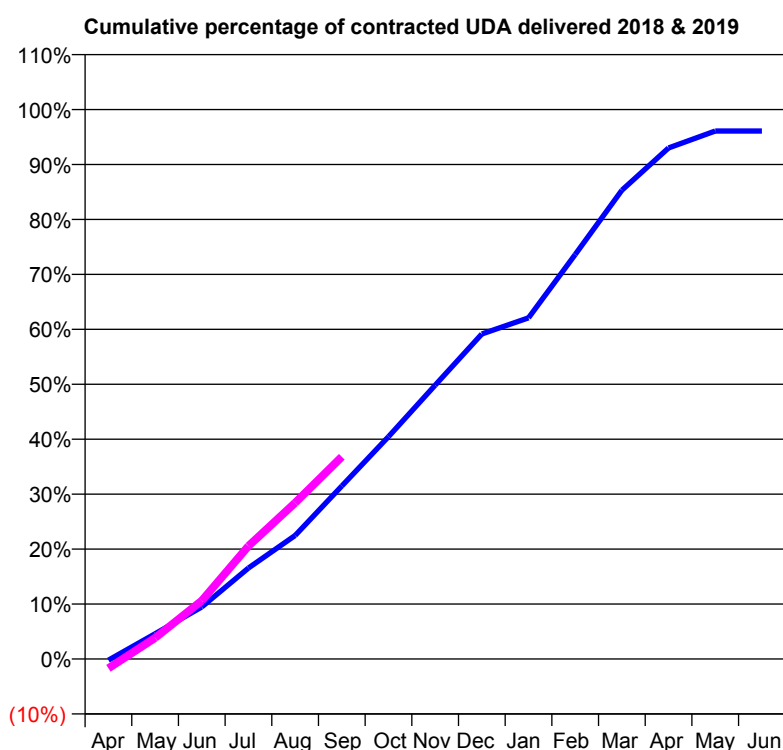
18/19 Contracted general activity (UDA)	11,000
Carry forward general activity (UDA)	431
18/19 Contracted orthodontic activity (UOA)	0
Carry forward orthodontic activity (UOA)	0
Baseline contract value	£341,232.05

## ACCESS\*

Patients seen in 24 months	Total	Change since previous quarter
Quarter ending September 2017	3,299	
Quarter ending December 2017	3,410	↑
Quarter ending March 2018	3,654	↑
Quarter ending June 2018	3,742	↑
Quarter ending September 2018	3,897	↑
<b>Variance since September 2017</b>	<b>18.1%</b>	<b>↑</b>



## ACTIVITY



Adjusted Scheduled Activity (UDA)		
Month	2018	2019
April	-24	-189
May	507	422
June	1,043	1,167
July	1,822	2,263
August	2,474	3,126
September	3,464	4,049
October	4,450	
November	5,482	
December	6,507	
January	6,829	
February	8,096	
March	9,384	
April	10,231	
May	10,568	
June	10,568	

## QUALITY

	Quantity	Base Number	Contract	AT	Region	England
% of FP17s for the same patient ID Re-attending within 3 months - Children	33	559	5.9%	9.3%	11.1%	11.6%
% of FP17s for the same patient ID Re-attending within 3 months - Adults	282	2,324	12.1%	14.9%	15.3%	15.5%
% of FP17s for the same patient ID Re-attending between 3 & 9 months - Children	301	559	53.8%	59.8%	61.1%	58.8%
% of FP17s for the same patient ID Re-attending between 3 & 9 months - Adults	1,299	2,324	55.9%	51.6%	52.3%	51.1%
% of FP17s for Band 1 Urgent Courses	182	2,474	7.4%	9.4%	9.5%	9.0%
% of FP17s Relating to Free Repair or Replacements	7	2,474	0.3%	0.5%	0.7%	0.8%
% of FP17s Relating to Continuations	25	2,474	1.0%	0.8%	0.8%	0.9%
% of Patients satisfied with the dentistry they have received	3	3	N/A	92.5%	93.6%	93.3%
% of Patients satisfied with the time they had to wait for an appointment	3	3	N/A	89.8%	88.8%	88.9%

\* This is based on patients treated on this contract for their most recent course of treatment. Figures in italics indicate the base number of FP17s or Patient Questionnaire responses are less than 100. N/A is shown where the base number of responses is less than 10 during the period. % is calculated as Quantity/Base number\*100

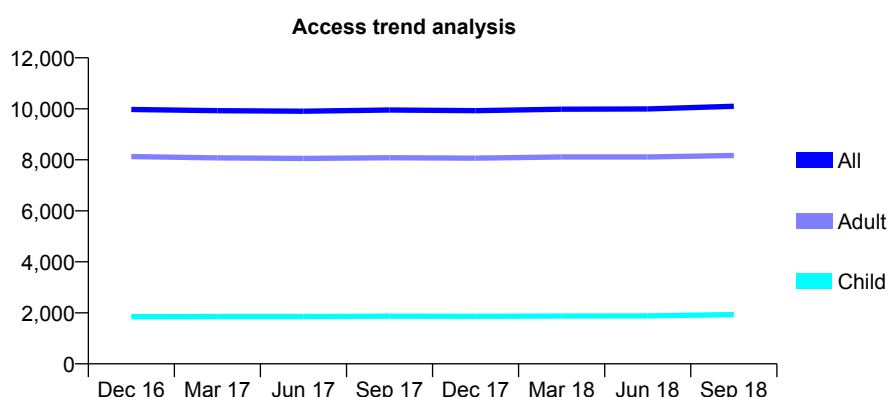
# Q68 - Vital Signs At a Glance Contract Report for 197440/0001 - September 2018

Name or company name	Hinal Patel and Shivali Patel
Contract type name	GDS Contract
Purpose of contract	General
Contract start date	01/10/2010
Contract end date	

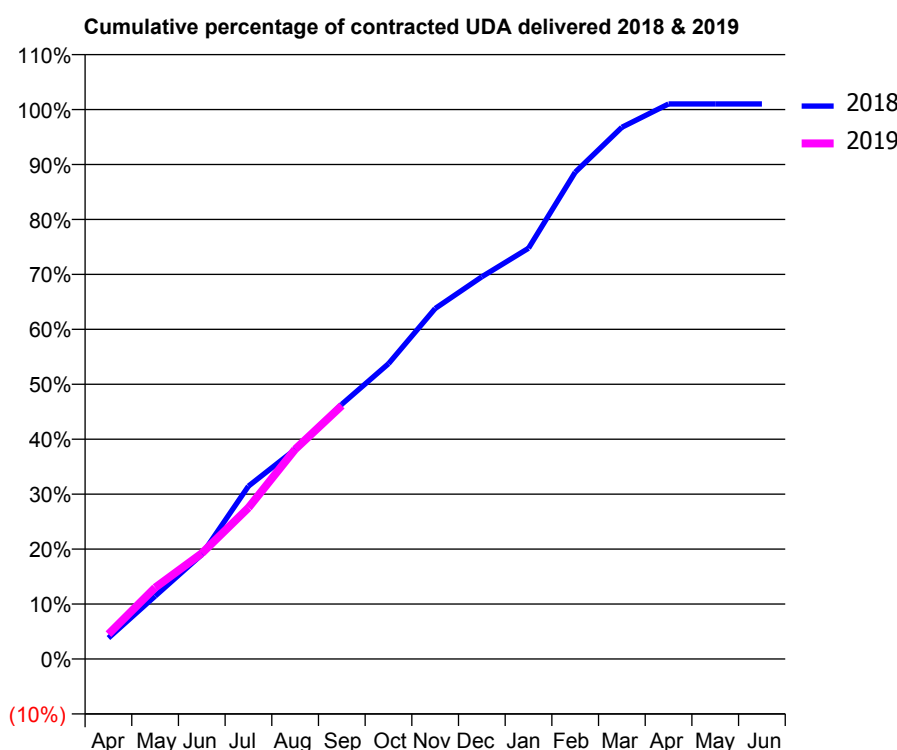
18/19 Contracted general activity (UDA)	28,271
Carry forward general activity (UDA)	0
18/19 Contracted orthodontic activity (UOA)	0
Carry forward orthodontic activity (UOA)	0
Baseline contract value	£643,644.07

## ACCESS\*

Patients seen in 24 months	Total	Change since previous quarter
Quarter ending September 2017	9,951	
Quarter ending December 2017	9,928	→
Quarter ending March 2018	9,985	→
Quarter ending June 2018	9,995	→
Quarter ending September 2018	10,098	→
<b>Variance since September 2017</b>	<b>1.5%</b>	<b>→</b>



## ACTIVITY



Adjusted Scheduled Activity (UDA)		
Month	2018	2019
April	1,081	1,281
May	3,237	3,672
June	5,374	5,437
July	8,895	7,782
August	10,781	10,788
September	13,110	13,036
October	15,191	
November	18,032	
December	19,668	
January	21,132	
February	25,045	
March	27,358	
April	28,559	
May	28,560	
June	28,560	

## QUALITY

	Quantity	Base Number	Contract	AT	Region	England
% of FP17s for the same patient ID Re-attending within 3 months - Children	116	1,635	7.1%	9.3%	11.1%	11.6%
% of FP17s for the same patient ID Re-attending within 3 months - Adults	834	6,194	13.5%	14.9%	15.3%	15.5%
% of FP17s for the same patient ID Re-attending between 3 & 9 months - Children	1,048	1,635	64.1%	59.8%	61.1%	58.8%
% of FP17s for the same patient ID Re-attending between 3 & 9 months - Adults	3,713	6,194	59.9%	51.6%	52.3%	51.1%
% of FP17s for Band 1 Urgent Courses	510	7,289	7.0%	9.4%	9.5%	9.0%
% of FP17s Relating to Free Repair or Replacements	58	7,289	0.8%	0.5%	0.7%	0.8%
% of FP17s Relating to Continuations	162	7,289	2.2%	0.8%	0.8%	0.9%
% of Patients satisfied with the dentistry they have received	5	5	N/A	92.5%	93.6%	93.3%
% of Patients satisfied with the time they had to wait for an appointment	5	5	N/A	89.8%	88.8%	88.9%

\* This is based on patients treated on this contract for their most recent course of treatment. Figures in italics indicate the base number of FP17s or Patient Questionnaire responses are less than 100. N/A is shown where the base number of responses is less than 10 during the period. % is calculated as Quantity/Base number\*100

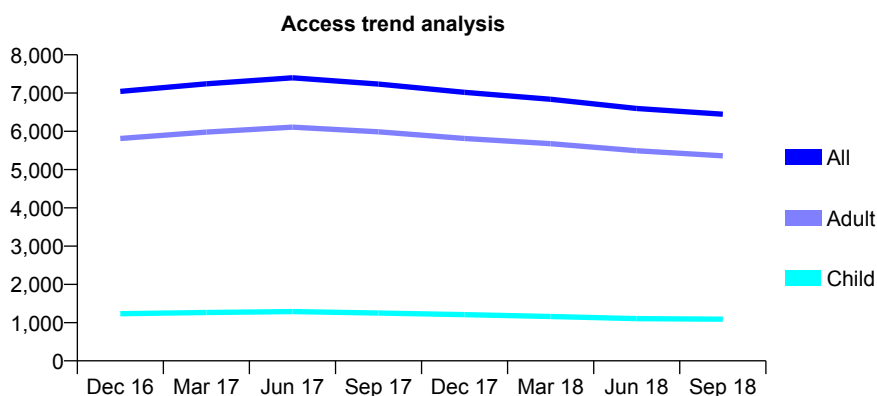
## Q68 - Vital Signs At a Glance Contract Report for 198374/0001 - September 2018

Name or company name	The Brassey Avenue Dental Practice Partn
Contract type name	GDS Contract
Purpose of contract	General
Contract start date	01/07/2015
Contract end date	

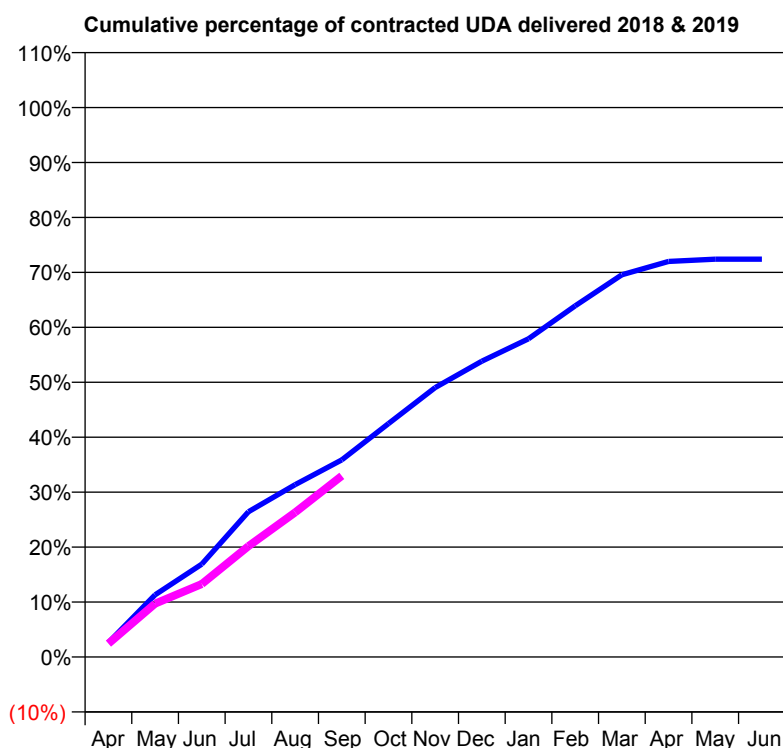
18/19 Contracted general activity (UDA)	18,773
Carry forward general activity (UDA)	0
18/19 Contracted orthodontic activity (UOA)	0
Carry forward orthodontic activity (UOA)	0
Baseline contract value	£424,282.69

### ACCESS\*

Patients seen in 24 months	Total	Change since previous quarter
Quarter ending September 2017	7,236	
Quarter ending December 2017	7,019	↓
Quarter ending March 2018	6,836	↓
Quarter ending June 2018	6,596	↓
Quarter ending September 2018	6,448	↓
<b>Variance since September 2017</b>	<b>(10.9%)</b>	↓



### ACTIVITY



Adjusted Scheduled Activity (UDA)		
Month	2018	2019
April	495	456
May	2,126	1,824
June	3,175	2,494
July	4,962	3,786
August	5,887	4,940
September	6,733	6,187
October	7,977	
November	9,204	
December	10,109	
January	10,871	
February	11,997	
March	13,059	
April	13,516	
May	13,590	
June	13,590	

### QUALITY

	Quantity	Base Number	Contract	AT	Region	England
% of FP17s for the same patient ID Re-attending within 3 months - Children	23	654	3.5%	9.3%	11.1%	11.6%
% of FP17s for the same patient ID Re-attending within 3 months - Adults	301	3,386	8.9%	14.9%	15.3%	15.5%
% of FP17s for the same patient ID Re-attending between 3 & 9 months - Children	284	654	43.4%	59.8%	61.1%	58.8%
% of FP17s for the same patient ID Re-attending between 3 & 9 months - Adults	1,409	3,386	41.6%	51.6%	52.3%	51.1%
% of FP17s for Band 1 Urgent Courses	311	3,753	8.3%	9.4%	9.5%	9.0%
% of FP17s Relating to Free Repair or Replacements	20	3,753	0.5%	0.5%	0.7%	0.8%
% of FP17s Relating to Continuations	24	3,753	0.6%	0.8%	0.8%	0.9%
% of Patients satisfied with the dentistry they have received	3	3	N/A	92.5%	93.6%	93.3%
% of Patients satisfied with the time they had to wait for an appointment	3	3	N/A	89.8%	88.8%	88.9%

\* This is based on patients treated on this contract for their most recent course of treatment. Figures in italics indicate the base number of FP17s or Patient Questionnaire responses are less than 100. N/A is shown where the base number of responses is less than 10 during the period. % is calculated as Quantity/Base number\*100



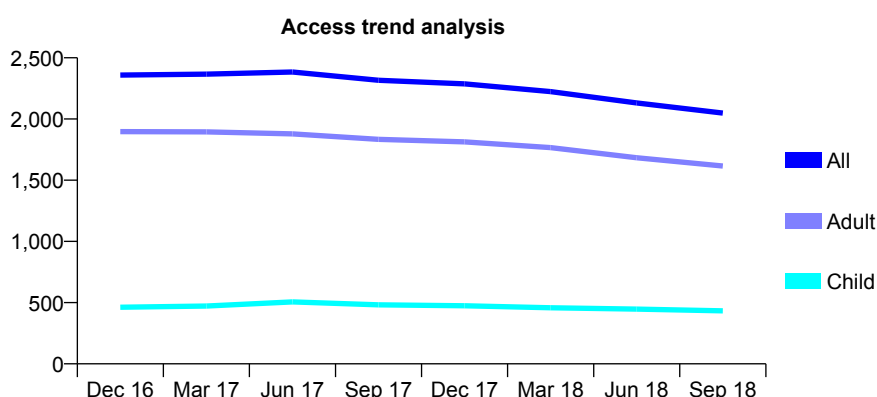
# Q68 - Vital Signs At a Glance Contract Report for 198420/0001 - September 2018

Name or company name	Eaton Road Dental Practice Ltd
Contract type name	GDS Contract
Purpose of contract	General
Contract start date	01/10/2007
Contract end date	

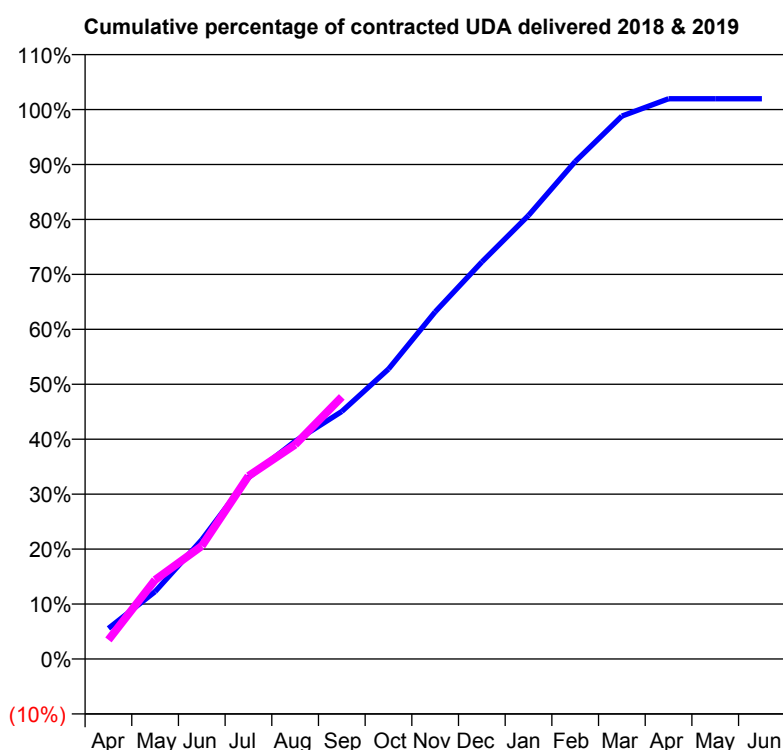
18/19 Contracted general activity (UDA)	4,243
Carry forward general activity (UDA)	0
18/19 Contracted orthodontic activity (UOA)	0
Carry forward orthodontic activity (UOA)	0
Baseline contract value	£134,760.85

## ACCESS\*

Patients seen in 24 months	Total	Change since previous quarter
Quarter ending September 2017	2,316	
Quarter ending December 2017	2,287	↓
Quarter ending March 2018	2,224	↓
Quarter ending June 2018	2,131	↓
Quarter ending September 2018	2,049	↓
<b>Variance since September 2017</b>	<b>(11.5%)</b>	<b>↓</b>



## ACTIVITY



Adjusted Scheduled Activity (UDA)		
Month	2018	2019
April	236	148
May	520	612
June	921	872
July	1,401	1,414
August	1,682	1,655
September	1,912	2,024
October	2,239	
November	2,681	
December	3,066	
January	3,425	
February	3,841	
March	4,192	
April	4,326	
May	4,326	
June	4,326	

## QUALITY

	Quantity	Base Number	Contract	AT	Region	England
% of FP17s for the same patient ID Re-attending within 3 months - Children	5	214	2.3%	9.3%	11.1%	11.6%
% of FP17s for the same patient ID Re-attending within 3 months - Adults	45	755	6.0%	14.9%	15.3%	15.5%
% of FP17s for the same patient ID Re-attending between 3 & 9 months - Children	77	214	36.0%	59.8%	61.1%	58.8%
% of FP17s for the same patient ID Re-attending between 3 & 9 months - Adults	225	755	29.8%	51.6%	52.3%	51.1%
% of FP17s for Band 1 Urgent Courses	34	926	3.7%	9.4%	9.5%	9.0%
% of FP17s Relating to Free Repair or Replacements	0	926	0.0%	0.5%	0.7%	0.8%
% of FP17s Relating to Continuations	0	926	0.0%	0.8%	0.8%	0.9%
% of Patients satisfied with the dentistry they have received	0	0	N/A	92.5%	93.6%	93.3%
% of Patients satisfied with the time they had to wait for an appointment	0	0	N/A	89.8%	88.8%	88.9%

\* This is based on patients treated on this contract for their most recent course of treatment. Figures in italics indicate the base number of FP17s or Patient Questionnaire responses are less than 100. N/A is shown where the base number of responses is less than 10 during the period. % is calculated as Quantity/Base number\*100

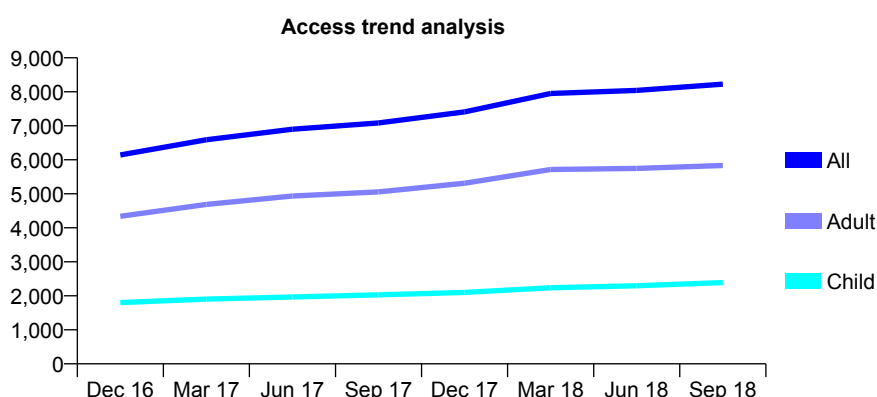
# Q68 - Vital Signs At a Glance Contract Report for 198684/0002 - September 2018

Name or company name	Mr Michael Frank Lee and Mr Bahader Sing
Contract type name	GDS Contract
Purpose of contract	General
Contract start date	01/05/2014
Contract end date	

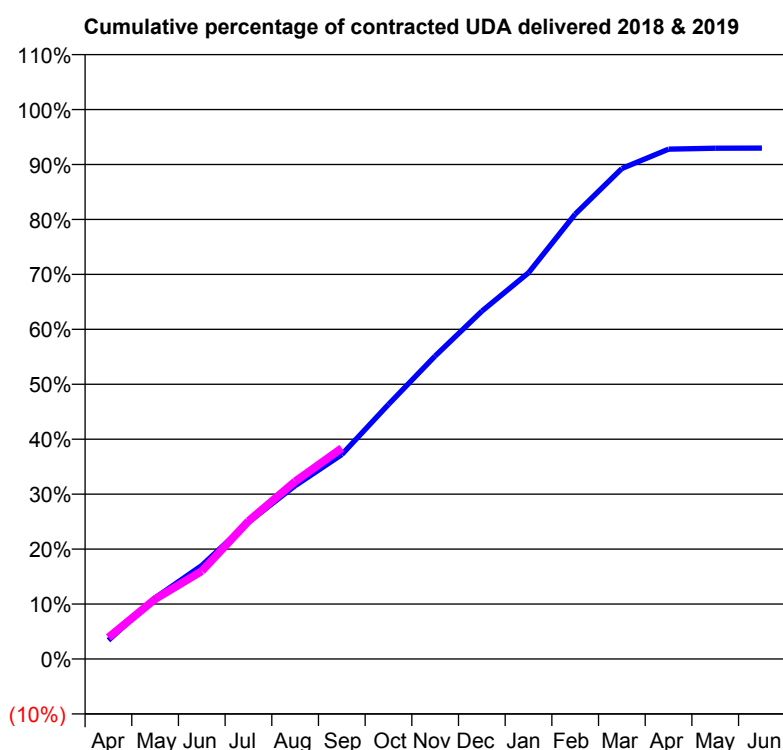
18/19 Contracted general activity (UDA)	16,283
Carry forward general activity (UDA)	0
18/19 Contracted orthodontic activity (UOA)	0
Carry forward orthodontic activity (UOA)	0
Baseline contract value	£427,551.54

## ACCESS\*

Patients seen in 24 months	Total	Change since previous quarter
Quarter ending September 2017	7,086	
Quarter ending December 2017	7,411	↑
Quarter ending March 2018	7,951	↑
Quarter ending June 2018	8,043	→
Quarter ending September 2018	8,226	↑
<b>Variance since September 2017</b>	<b>16.1%</b>	<b>↑</b>



## ACTIVITY



Adjusted Scheduled Activity (UDA)		
Month	2018	2019
April	556	636
May	1,813	1,777
June	2,774	2,608
July	4,058	4,086
August	5,134	5,260
September	6,059	6,249
October	7,546	
November	8,979	
December	10,306	
January	11,447	
February	13,185	
March	14,536	
April	15,106	
May	15,135	
June	15,138	

## QUALITY

	Quantity	Base Number	Contract	AT	Region	England
% of FP17s for the same patient ID Re-attending within 3 months - Children	128	1,645	7.8%	9.3%	11.1%	11.6%
% of FP17s for the same patient ID Re-attending within 3 months - Adults	539	3,411	15.8%	14.9%	15.3%	15.5%
% of FP17s for the same patient ID Re-attending between 3 & 9 months - Children	959	1,645	58.3%	59.8%	61.1%	58.8%
% of FP17s for the same patient ID Re-attending between 3 & 9 months - Adults	1,592	3,411	46.7%	51.6%	52.3%	51.1%
% of FP17s for Band 1 Urgent Courses	547	3,927	13.9%	9.4%	9.5%	9.0%
% of FP17s Relating to Free Repair or Replacements	7	3,927	0.2%	0.5%	0.7%	0.8%
% of FP17s Relating to Continuations	6	3,927	0.2%	0.8%	0.8%	0.9%
% of Patients satisfied with the dentistry they have received	5	5	N/A	92.5%	93.6%	93.3%
% of Patients satisfied with the time they had to wait for an appointment	5	5	N/A	89.8%	88.8%	88.9%

\* This is based on patients treated on this contract for their most recent course of treatment. Figures in italics indicate the base number of FP17s or Patient Questionnaire responses are less than 100. N/A is shown where the base number of responses is less than 10 during the period. % is calculated as Quantity/Base number\*100

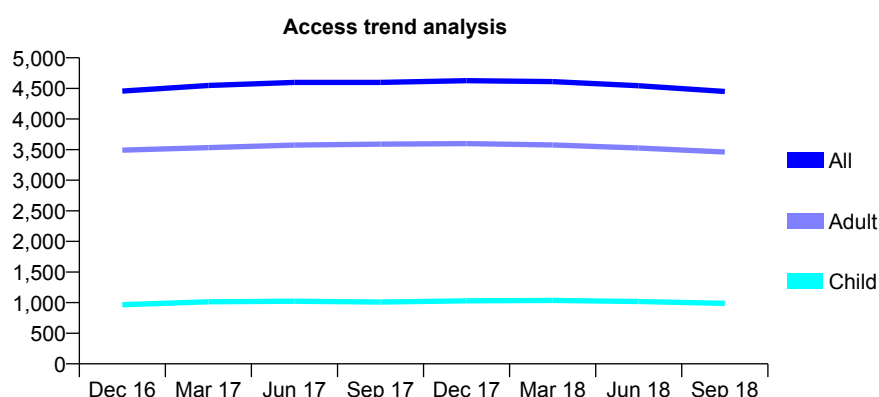
# Q68 - Vital Signs At a Glance Contract Report for 199028/0001 - September 2018

Name or company name	HARTLEY DENTAL LIMITED
Contract type name	GDS Contract
Purpose of contract	General
Contract start date	01/09/2008
Contract end date	

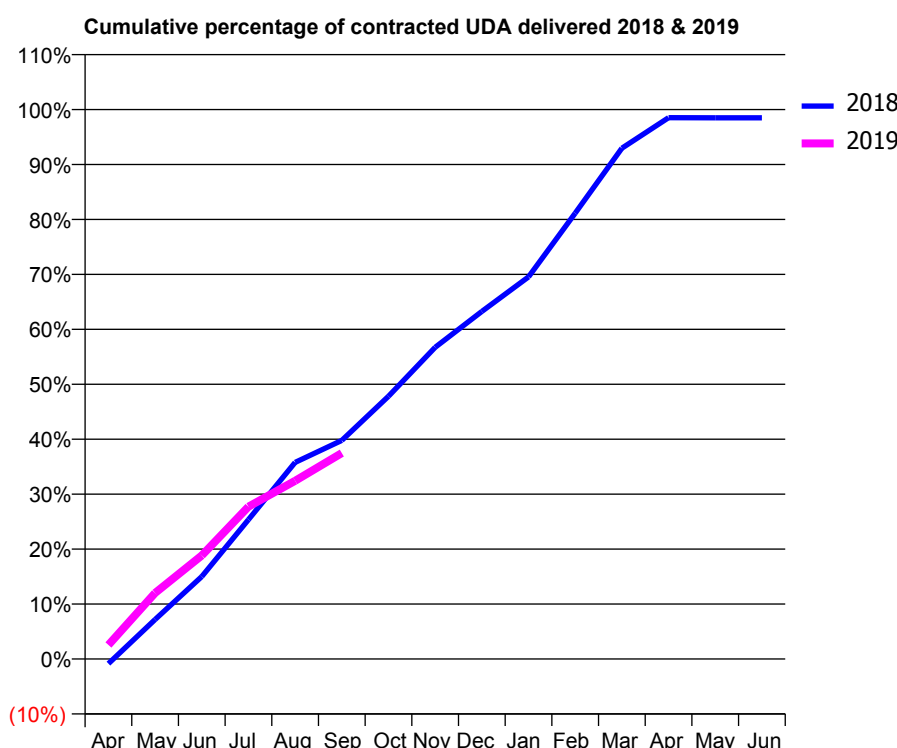
18/19 Contracted general activity (UDA)	16,250
Carry forward general activity (UDA)	245
18/19 Contracted orthodontic activity (UOA)	0
Carry forward orthodontic activity (UOA)	0
Baseline contract value	£376,244.33

## ACCESS\*

Patients seen in 24 months	Total	Change since previous quarter
Quarter ending September 2017	4,599	
Quarter ending December 2017	4,626	→
Quarter ending March 2018	4,611	→
Quarter ending June 2018	4,544	↓
Quarter ending September 2018	4,450	↓
<b>Variance since September 2017</b>	<b>(3.2%)</b>	<b>↓</b>



## ACTIVITY



Adjusted Scheduled Activity (UDA)		
Month	2018	2019
April	-141	415
May	1,169	1,952
June	2,440	3,064
July	4,121	4,507
August	5,814	5,270
September	6,464	6,089
October	7,771	
November	9,217	
December	10,278	
January	11,299	
February	13,183	
March	15,107	
April	16,008	
May	16,004	
June	16,004	

## QUALITY

	Quantity	Base Number	Contract	AT	Region	England
% of FP17s for the same patient ID Re-attending within 3 months - Children	43	702	6.1%	9.3%	11.1%	11.6%
% of FP17s for the same patient ID Re-attending within 3 months - Adults	318	2,252	14.1%	14.9%	15.3%	15.5%
% of FP17s for the same patient ID Re-attending between 3 & 9 months - Children	464	702	66.1%	59.8%	61.1%	58.8%
% of FP17s for the same patient ID Re-attending between 3 & 9 months - Adults	1,229	2,252	54.6%	51.6%	52.3%	51.1%
% of FP17s for Band 1 Urgent Courses	223	2,658	8.4%	9.4%	9.5%	9.0%
% of FP17s Relating to Free Repair or Replacements	21	2,658	0.8%	0.5%	0.7%	0.8%
% of FP17s Relating to Continuations	25	2,658	0.9%	0.8%	0.8%	0.9%
% of Patients satisfied with the dentistry they have received	1	1	N/A	92.5%	93.6%	93.3%
% of Patients satisfied with the time they had to wait for an appointment	1	1	N/A	89.8%	88.8%	88.9%

\* This is based on patients treated on this contract for their most recent course of treatment. Figures in italics indicate the base number of FP17s or Patient Questionnaire responses are less than 100. N/A is shown where the base number of responses is less than 10 during the period. % is calculated as Quantity/Base number\*100

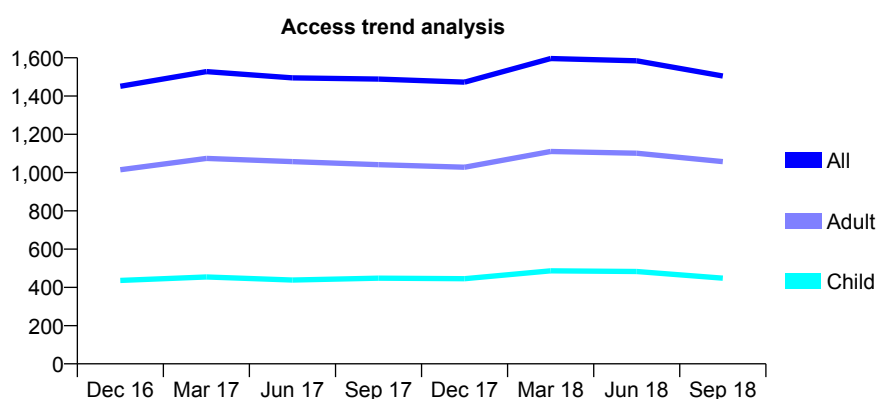
## Q68 - Vital Signs At a Glance Contract Report for 199370/0001 - September 2018

Name or company name	Pittham Dental Ltd
Contract type name	GDS Contract
Purpose of contract	General
Contract start date	01/09/2007
Contract end date	

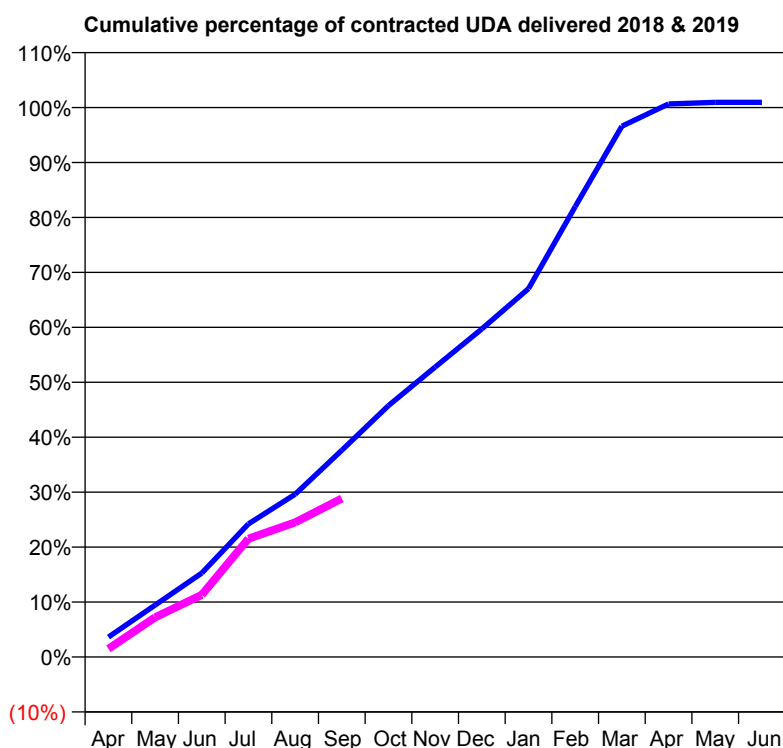
18/19 Contracted general activity (UDA)	4,800
Carry forward general activity (UDA)	0
18/19 Contracted orthodontic activity (UOA)	0
Carry forward orthodontic activity (UOA)	0
Baseline contract value	£104,351.94

### ACCESS\*

Patients seen in 24 months	Total	Change since previous quarter
Quarter ending September 2017	1,489	
Quarter ending December 2017	1,473	↓
Quarter ending March 2018	1,596	↑
Quarter ending June 2018	1,584	→
Quarter ending September 2018	1,505	↓
<b>Variance since September 2017</b>	<b>1.1%</b>	<b>→</b>



### ACTIVITY



Adjusted Scheduled Activity (UDA)		
Month	2018	2019
April	174	71
May	454	347
June	733	543
July	1,163	1,034
August	1,422	1,175
September	1,806	1,384
October	2,196	
November	2,532	
December	2,866	
January	3,217	
February	3,934	
March	4,636	
April	4,831	
May	4,845	
June	4,845	

### QUALITY

	Quantity	Base Number	Contract	AT	Region	England
% of FP17s for the same patient ID Re-attending within 3 months - Children	23	260	8.8%	9.3%	11.1%	11.6%
% of FP17s for the same patient ID Re-attending within 3 months - Adults	76	571	13.3%	14.9%	15.3%	15.5%
% of FP17s for the same patient ID Re-attending between 3 & 9 months - Children	173	260	66.5%	59.8%	61.1%	58.8%
% of FP17s for the same patient ID Re-attending between 3 & 9 months - Adults	375	571	65.7%	51.6%	52.3%	51.1%
% of FP17s for Band 1 Urgent Courses	57	740	7.7%	9.4%	9.5%	9.0%
% of FP17s Relating to Free Repair or Replacements	5	740	0.7%	0.5%	0.7%	0.8%
% of FP17s Relating to Continuations	8	740	1.1%	0.8%	0.8%	0.9%
% of Patients satisfied with the dentistry they have received	1	2	N/A	92.5%	93.6%	93.3%
% of Patients satisfied with the time they had to wait for an appointment	1	2	N/A	89.8%	88.8%	88.9%

\* This is based on patients treated on this contract for their most recent course of treatment. Figures in italics indicate the base number of FP17s or Patient Questionnaire responses are less than 100. N/A is shown where the base number of responses is less than 10 during the period. % is calculated as Quantity/Base number\*100

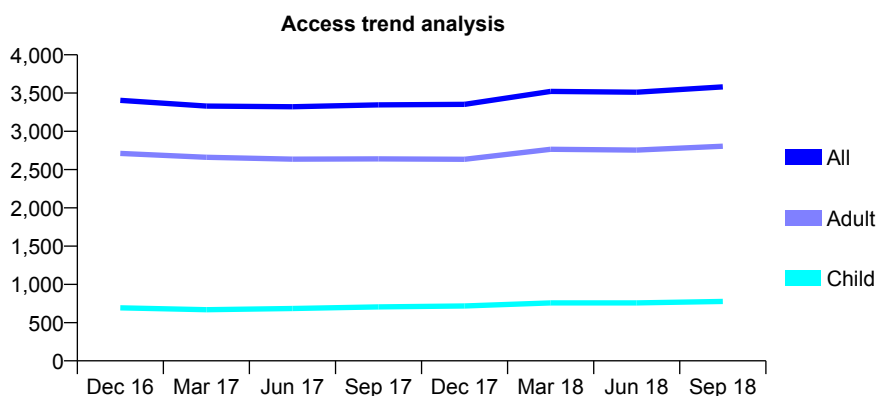
## Q68 - Vital Signs At a Glance Contract Report for 199389/0001 - September 2018

Name or company name	Pure Dental Surgery Limited
Contract type name	GDS Contract
Purpose of contract	General
Contract start date	01/05/2012
Contract end date	

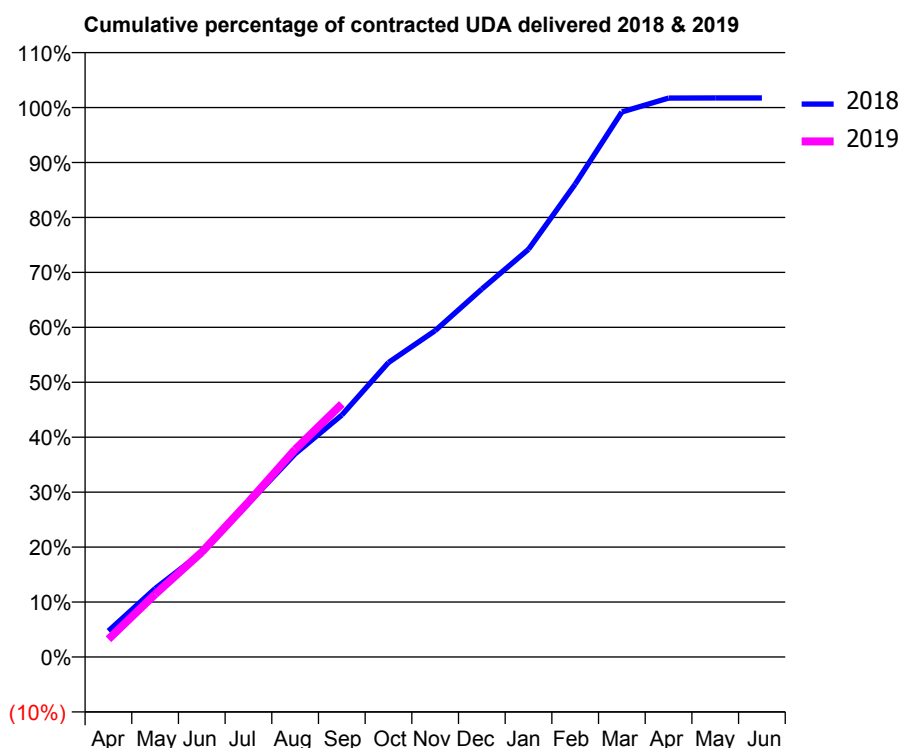
18/19 Contracted general activity (UDA)	11,066
Carry forward general activity (UDA)	0
18/19 Contracted orthodontic activity (UOA)	0
Carry forward orthodontic activity (UOA)	0
Baseline contract value	£258,519.43

### ACCESS\*

Patients seen in 24 months	Total	Change since previous quarter
Quarter ending September 2017	3,345	
Quarter ending December 2017	3,352	→
Quarter ending March 2018	3,522	↑
Quarter ending June 2018	3,511	→
Quarter ending September 2018	3,581	→
<b>Variance since September 2017</b>	<b>7.1%</b>	<b>↑</b>



### ACTIVITY



Adjusted Scheduled Activity (UDA)		
Month	2018	2019
April	526	357
May	1,380	1,265
June	2,107	2,111
July	3,097	3,121
August	4,091	4,179
September	4,872	5,097
October	5,930	
November	6,573	
December	7,410	
January	8,211	
February	9,525	
March	10,976	
April	11,257	
May	11,259	
June	11,258	

### QUALITY

	Quantity	Base Number	Contract	AT	Region	England
% of FP17s for the same patient ID Re-attending within 3 months - Children	35	583	6.0%	9.3%	11.1%	11.6%
% of FP17s for the same patient ID Re-attending within 3 months - Adults	263	2,127	12.4%	14.9%	15.3%	15.5%
% of FP17s for the same patient ID Re-attending between 3 & 9 months - Children	375	583	64.3%	59.8%	61.1%	58.8%
% of FP17s for the same patient ID Re-attending between 3 & 9 months - Adults	1,401	2,127	65.9%	51.6%	52.3%	51.1%
% of FP17s for Band 1 Urgent Courses	169	2,588	6.5%	9.4%	9.5%	9.0%
% of FP17s Relating to Free Repair or Replacements	7	2,588	0.3%	0.5%	0.7%	0.8%
% of FP17s Relating to Continuations	0	2,588	0.0%	0.8%	0.8%	0.9%
% of Patients satisfied with the dentistry they have received	3	3	N/A	92.5%	93.6%	93.3%
% of Patients satisfied with the time they had to wait for an appointment	3	3	N/A	89.8%	88.8%	88.9%

\* This is based on patients treated on this contract for their most recent course of treatment. Figures in italics indicate the base number of FP17s or Patient Questionnaire responses are less than 100. N/A is shown where the base number of responses is less than 10 during the period. % is calculated as Quantity/Base number\*100

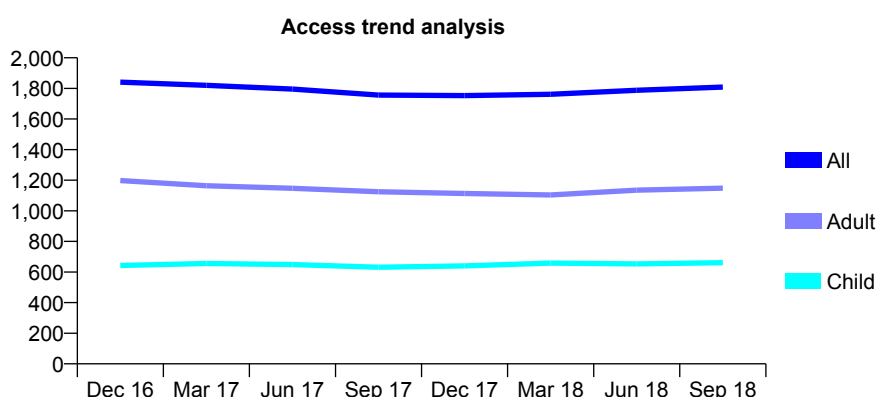
# Q68 - Vital Signs At a Glance Contract Report for 199516/0001 - September 2018

Name or company name	Pamela Noon and Shernaz Wadia
Contract type name	GDS Contract
Purpose of contract	General
Contract start date	01/03/2012
Contract end date	

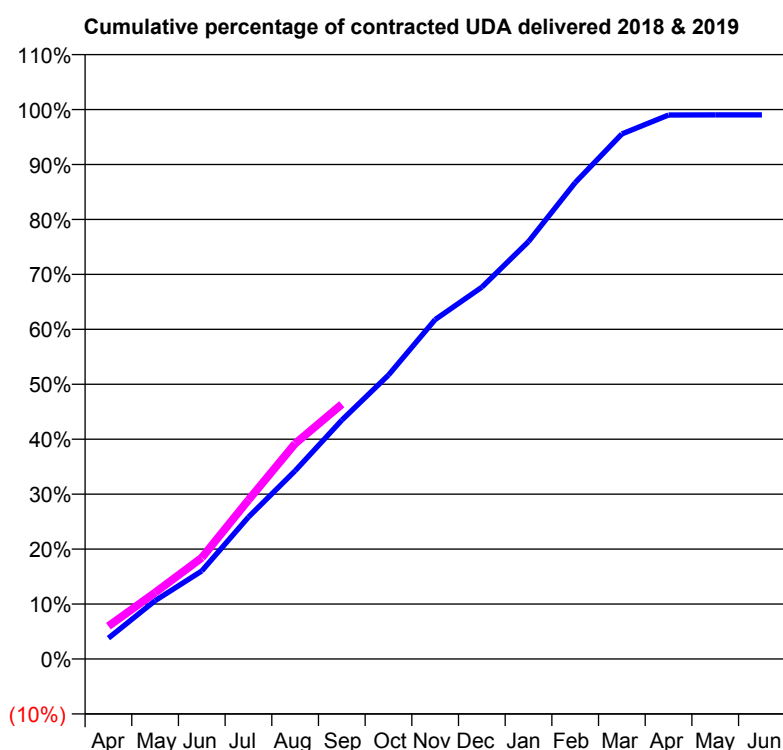
18/19 Contracted general activity (UDA)	6,100
Carry forward general activity (UDA)	60
18/19 Contracted orthodontic activity (UOA)	0
Carry forward orthodontic activity (UOA)	0
Baseline contract value	£171,809.45

## ACCESS\*

Patients seen in 24 months	Total	Change since previous quarter
Quarter ending September 2017	1,756	
Quarter ending December 2017	1,753	→
Quarter ending March 2018	1,762	→
Quarter ending June 2018	1,788	→
Quarter ending September 2018	1,809	→
<b>Variance since September 2017</b>	<b>3.0%</b>	<b>↑</b>



## ACTIVITY



Adjusted Scheduled Activity (UDA)		
Month	2018	2019
April	232	366
May	647	738
June	978	1,124
July	1,576	1,766
August	2,090	2,391
September	2,652	2,828
October	3,152	
November	3,769	
December	4,128	
January	4,634	
February	5,288	
March	5,829	
April	6,039	
May	6,040	
June	6,040	

## QUALITY

	Quantity	Base Number	Contract	AT	Region	England
% of FP17s for the same patient ID Re-attending within 3 months - Children	54	640	8.4%	9.3%	11.1%	11.6%
% of FP17s for the same patient ID Re-attending within 3 months - Adults	121	997	12.1%	14.9%	15.3%	15.5%
% of FP17s for the same patient ID Re-attending between 3 & 9 months - Children	490	640	76.6%	59.8%	61.1%	58.8%
% of FP17s for the same patient ID Re-attending between 3 & 9 months - Adults	691	997	69.3%	51.6%	52.3%	51.1%
% of FP17s for Band 1 Urgent Courses	69	1,529	4.5%	9.4%	9.5%	9.0%
% of FP17s Relating to Free Repair or Replacements	14	1,529	0.9%	0.5%	0.7%	0.8%
% of FP17s Relating to Continuations	6	1,529	0.4%	0.8%	0.8%	0.9%
% of Patients satisfied with the dentistry they have received	3	3	N/A	92.5%	93.6%	93.3%
% of Patients satisfied with the time they had to wait for an appointment	3	3	N/A	89.8%	88.8%	88.9%

\* This is based on patients treated on this contract for their most recent course of treatment. Figures in italics indicate the base number of FP17s or Patient Questionnaire responses are less than 100. N/A is shown where the base number of responses is less than 10 during the period. % is calculated as Quantity/Base number\*100

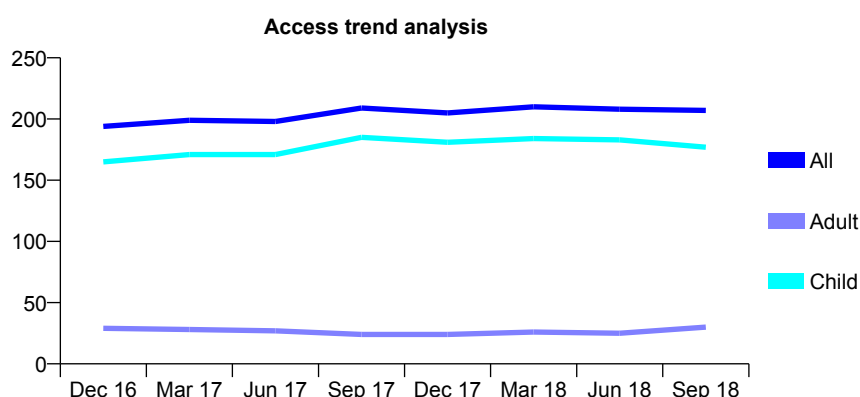
# Q68 - Vital Signs At a Glance Contract Report for 199737/0001 - September 2018

Name or company name	Rectory House Dental Practice Ltd
Contract type name	GDS Contract
Purpose of contract	General
Contract start date	01/08/2009
Contract end date	

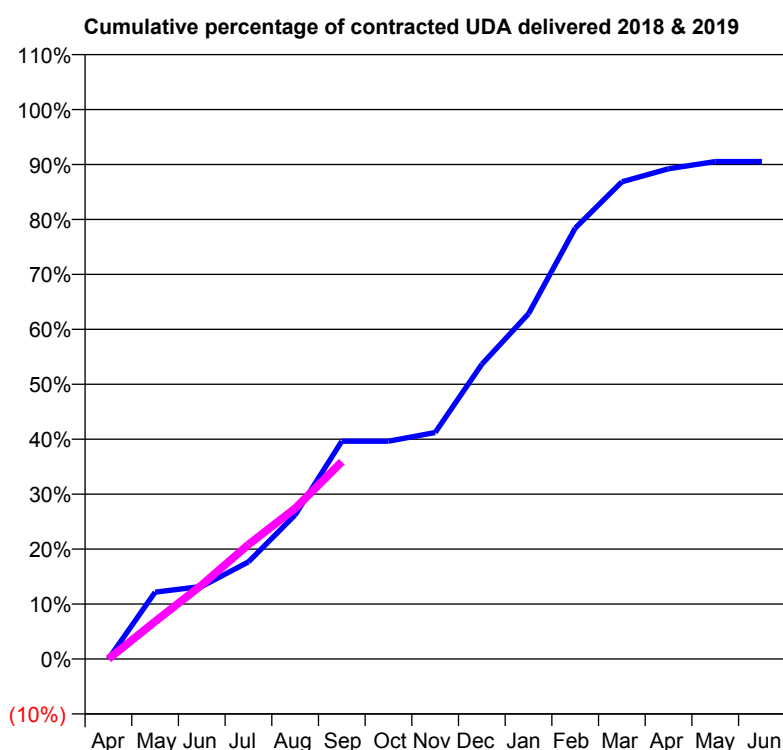
18/19 Contracted general activity (UDA)	380
Carry forward general activity (UDA)	0
18/19 Contracted orthodontic activity (UOA)	0
Carry forward orthodontic activity (UOA)	0
Baseline contract value	£8,542.06

## ACCESS\*

Patients seen in 24 months	Total	Change since previous quarter
Quarter ending September 2017	209	
Quarter ending December 2017	205	↓
Quarter ending March 2018	210	↑
Quarter ending June 2018	208	→
Quarter ending September 2018	207	→
<b>Variance since September 2017</b>	<b>(1.0%)</b>	→



## ACTIVITY



Adjusted Scheduled Activity (UDA)		
Month	2018	2019
April	0	0
May	46	26
June	50	51
July	67	79
August	100	104
September	151	136
October	151	
November	157	
December	204	
January	239	
February	298	
March	330	
April	339	
May	344	
June	344	

## QUALITY

	Quantity	Base Number	Contract	AT	Region	England
% of FP17s for the same patient ID Re-attending within 3 months - Children	8	114	7.0%	9.3%	11.1%	11.6%
% of FP17s for the same patient ID Re-attending within 3 months - Adults	0	0	N/A	14.9%	15.3%	15.5%
% of FP17s for the same patient ID Re-attending between 3 & 9 months - Children	69	114	60.5%	59.8%	61.1%	58.8%
% of FP17s for the same patient ID Re-attending between 3 & 9 months - Adults	0	0	N/A	51.6%	52.3%	51.1%
% of FP17s for Band 1 Urgent Courses	2	103	1.9%	9.4%	9.5%	9.0%
% of FP17s Relating to Free Repair or Replacements	0	103	0.0%	0.5%	0.7%	0.8%
% of FP17s Relating to Continuations	1	103	1.0%	0.8%	0.8%	0.9%
% of Patients satisfied with the dentistry they have received	0	0	N/A	92.5%	93.6%	93.3%
% of Patients satisfied with the time they had to wait for an appointment	0	0	N/A	89.8%	88.8%	88.9%

\* This is based on patients treated on this contract for their most recent course of treatment. Figures in italics indicate the base number of FP17s or Patient Questionnaire responses are less than 100. N/A is shown where the base number of responses is less than 10 during the period. % is calculated as Quantity/Base number\*100



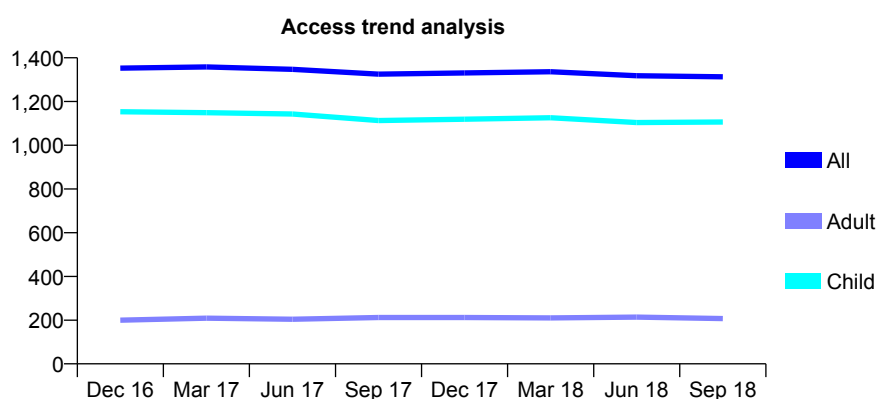
## Q68 - Vital Signs At a Glance Contract Report for 207993/0001 - September 2018

Name or company name	MR MT COPPEN
Contract type name	GDS Contract
Purpose of contract	General
Contract start date	01/04/2006
Contract end date	

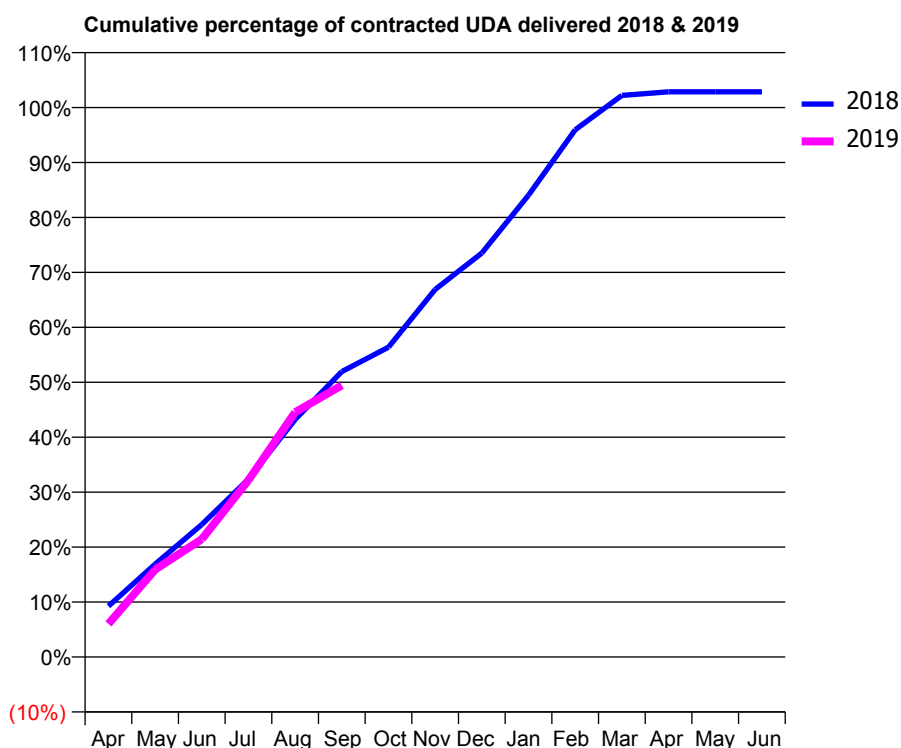
18/19 Contracted general activity (UDA)	3,479
Carry forward general activity (UDA)	0
18/19 Contracted orthodontic activity (UOA)	0
Carry forward orthodontic activity (UOA)	0
Baseline contract value	£77,498.24

### ACCESS\*

Patients seen in 24 months	Total	Change since previous quarter
Quarter ending September 2017	1,325	
Quarter ending December 2017	1,331	→
Quarter ending March 2018	1,336	→
Quarter ending June 2018	1,318	↓
Quarter ending September 2018	1,313	→
<b>Variance since September 2017</b>	<b>(0.9%)</b>	<b>→</b>



### ACTIVITY



Adjusted Scheduled Activity (UDA)		
Month	2018	2019
April	322	210
May	588	554
June	838	746
July	1,127	1,120
August	1,504	1,550
September	1,807	1,720
October	1,962	
November	2,327	
December	2,558	
January	2,924	
February	3,337	
March	3,555	
April	3,579	
May	3,579	
June	3,579	

### QUALITY

	Quantity	Base Number	Contract	AT	Region	England
% of FP17s for the same patient ID Re-attending within 3 months - Children	77	937	8.2%	9.3%	11.1%	11.6%
% of FP17s for the same patient ID Re-attending within 3 months - Adults	3	63	4.8%	14.9%	15.3%	15.5%
% of FP17s for the same patient ID Re-attending between 3 & 9 months - Children	642	937	68.5%	59.8%	61.1%	58.8%
% of FP17s for the same patient ID Re-attending between 3 & 9 months - Adults	47	63	74.6%	51.6%	52.3%	51.1%
% of FP17s for Band 1 Urgent Courses	49	983	5.0%	9.4%	9.5%	9.0%
% of FP17s Relating to Free Repair or Replacements	0	983	0.0%	0.5%	0.7%	0.8%
% of FP17s Relating to Continuations	11	983	1.1%	0.8%	0.8%	0.9%
% of Patients satisfied with the dentistry they have received	0	0	N/A	92.5%	93.6%	93.3%
% of Patients satisfied with the time they had to wait for an appointment	0	0	N/A	89.8%	88.8%	88.9%

\* This is based on patients treated on this contract for their most recent course of treatment. Figures in italics indicate the base number of FP17s or Patient Questionnaire responses are less than 100. N/A is shown where the base number of responses is less than 10 during the period. % is calculated as Quantity/Base number\*100

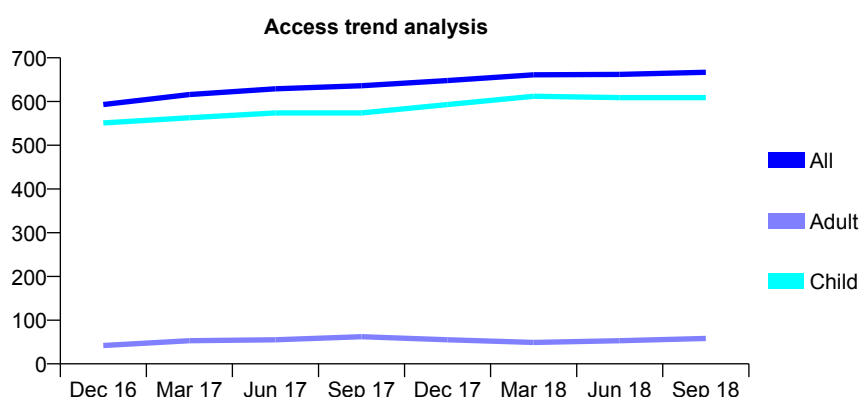
# Q68 - Vital Signs At a Glance Contract Report for 209104/0001 - September 2018

Name or company name	Summerfield Dental Practice
Contract type name	GDS Contract
Purpose of contract	General
Contract start date	01/04/2006
Contract end date	

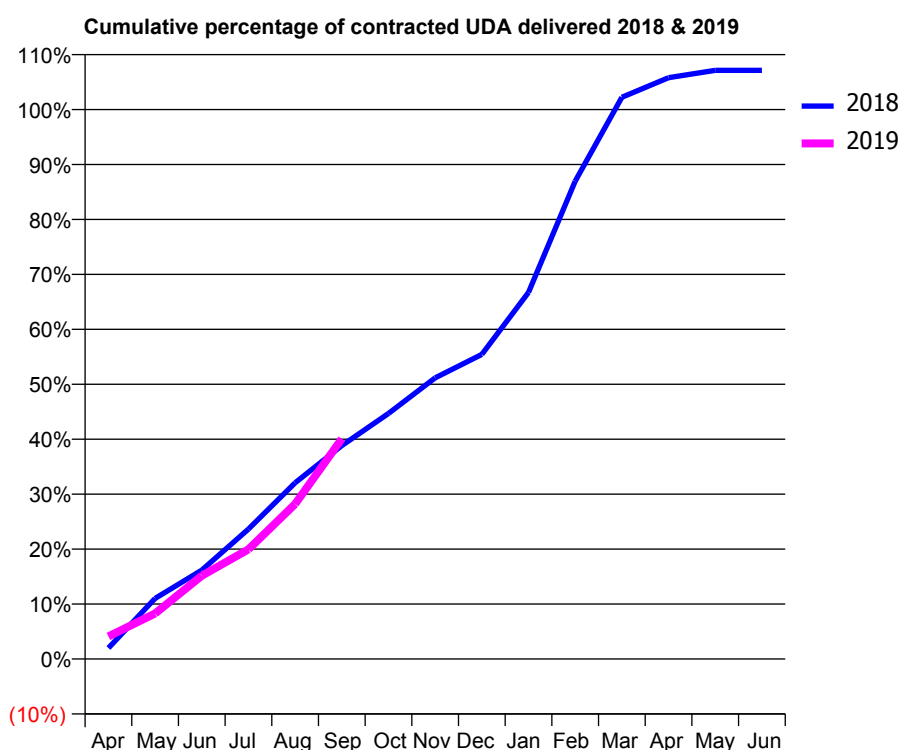
18/19 Contracted general activity (UDA)	900
Carry forward general activity (UDA)	0
18/19 Contracted orthodontic activity (UOA)	0
Carry forward orthodontic activity (UOA)	0
Baseline contract value	£22,063.14

## ACCESS\*

Patients seen in 24 months	Total	Change since previous quarter
Quarter ending September 2017	636	
Quarter ending December 2017	648	→
Quarter ending March 2018	661	↑
Quarter ending June 2018	662	→
Quarter ending September 2018	667	→
<b>Variance since September 2017</b>	<b>4.9%</b>	<b>↑</b>



## ACTIVITY



Adjusted Scheduled Activity (UDA)		
Month	2018	2019
April	18	37
May	99	75
June	146	136
July	213	180
August	289	254
September	350	361
October	402	
November	461	
December	499	
January	600	
February	783	
March	920	
April	952	
May	964	
June	964	

## QUALITY

	Quantity	Base Number	Contract	AT	Region	England
% of FP17s for the same patient ID Re-attending within 3 months - Children	9	338	2.7%	9.3%	11.1%	11.6%
% of FP17s for the same patient ID Re-attending within 3 months - Adults	0	0	N/A	14.9%	15.3%	15.5%
% of FP17s for the same patient ID Re-attending between 3 & 9 months - Children	156	338	46.2%	59.8%	61.1%	58.8%
% of FP17s for the same patient ID Re-attending between 3 & 9 months - Adults	0	0	N/A	51.6%	52.3%	51.1%
% of FP17s for Band 1 Urgent Courses	13	300	4.3%	9.4%	9.5%	9.0%
% of FP17s Relating to Free Repair or Replacements	0	300	0.0%	0.5%	0.7%	0.8%
% of FP17s Relating to Continuations	0	300	0.0%	0.8%	0.8%	0.9%
% of Patients satisfied with the dentistry they have received	0	0	N/A	92.5%	93.6%	93.3%
% of Patients satisfied with the time they had to wait for an appointment	0	0	N/A	89.8%	88.8%	88.9%

\* This is based on patients treated on this contract for their most recent course of treatment. Figures in italics indicate the base number of FP17s or Patient Questionnaire responses are less than 100. N/A is shown where the base number of responses is less than 10 during the period. % is calculated as Quantity/Base number\*100

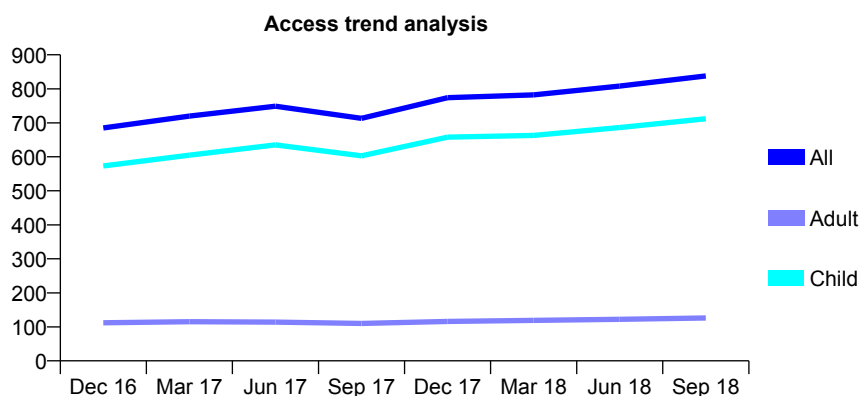
## Q68 - Vital Signs At a Glance Contract Report for 214698/0001 - September 2018

Name or company name	MISS DA MAHONEY
Contract type name	GDS Contract
Purpose of contract	General
Contract start date	01/04/2006
Contract end date	

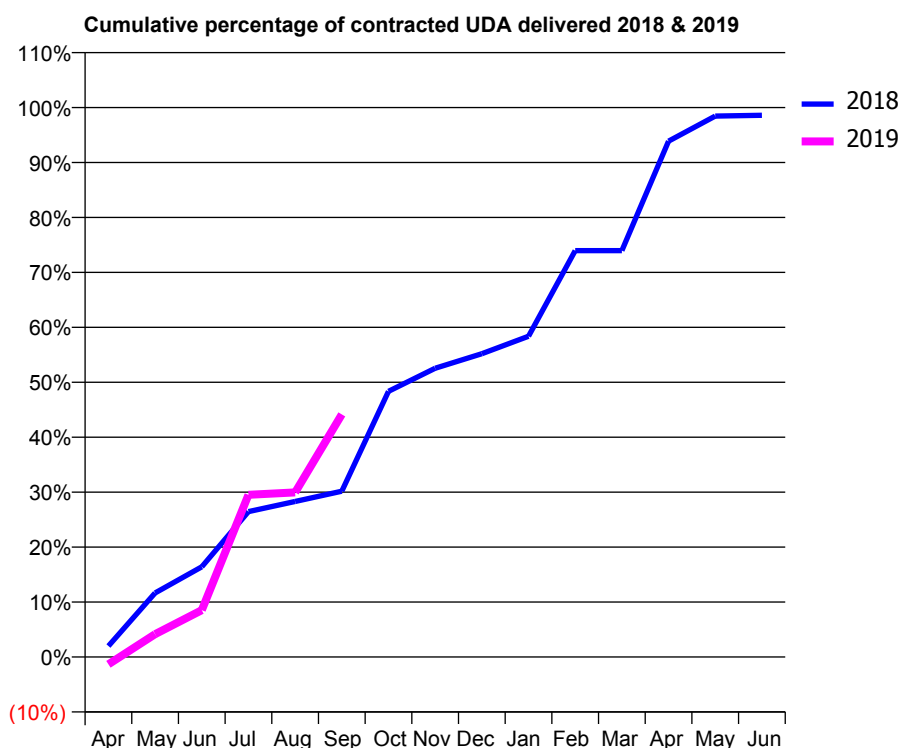
18/19 Contracted general activity (UDA)	1,400
Carry forward general activity (UDA)	19
18/19 Contracted orthodontic activity (UOA)	0
Carry forward orthodontic activity (UOA)	0
Baseline contract value	£31,751.99

### ACCESS\*

Patients seen in 24 months	Total	Change since previous quarter
Quarter ending September 2017	713	
Quarter ending December 2017	774	↑
Quarter ending March 2018	782	→
Quarter ending June 2018	808	↑
Quarter ending September 2018	838	↑
<b>Variance since September 2017</b>	<b>17.5%</b>	<b>↑</b>



### ACTIVITY



Adjusted Scheduled Activity (UDA)		
Month	2018	2019
April	28	-19
May	163	58
June	230	119
July	370	413
August	396	419
September	422	618
October	677	
November	736	
December	773	
January	817	
February	1,035	
March	1,035	
April	1,314	
May	1,378	
June	1,380	

### QUALITY

	Quantity	Base Number	Contract	AT	Region	England
% of FP17s for the same patient ID Re-attending within 3 months - Children	65	682	9.5%	9.3%	11.1%	11.6%
% of FP17s for the same patient ID Re-attending within 3 months - Adults	2	58	3.4%	14.9%	15.3%	15.5%
% of FP17s for the same patient ID Re-attending between 3 & 9 months - Children	364	682	53.4%	59.8%	61.1%	58.8%
% of FP17s for the same patient ID Re-attending between 3 & 9 months - Adults	28	58	48.3%	51.6%	52.3%	51.1%
% of FP17s for Band 1 Urgent Courses	21	479	4.4%	9.4%	9.5%	9.0%
% of FP17s Relating to Free Repair or Replacements	0	479	0.0%	0.5%	0.7%	0.8%
% of FP17s Relating to Continuations	0	479	0.0%	0.8%	0.8%	0.9%
% of Patients satisfied with the dentistry they have received	1	1	N/A	92.5%	93.6%	93.3%
% of Patients satisfied with the time they had to wait for an appointment	0	1	N/A	89.8%	88.8%	88.9%

\* This is based on patients treated on this contract for their most recent course of treatment. Figures in italics indicate the base number of FP17s or Patient Questionnaire responses are less than 100. N/A is shown where the base number of responses is less than 10 during the period. % is calculated as Quantity/Base number\*100

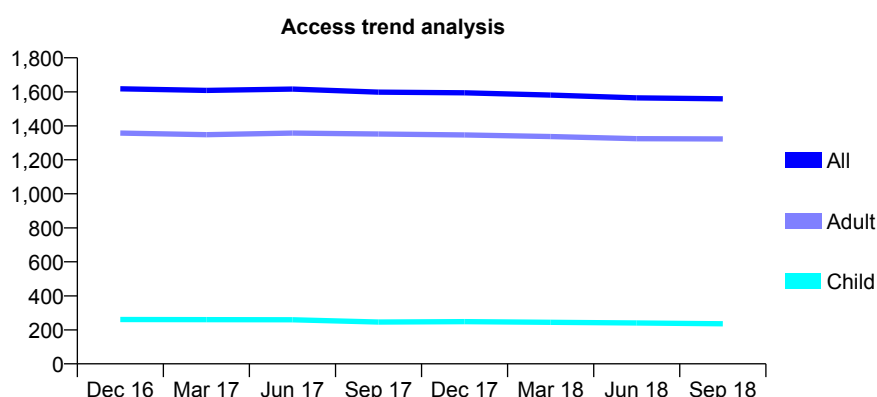
# Q68 - Vital Signs At a Glance Contract Report for 219541/0001 - September 2018

Name or company name	MR SN ROUSSOS
Contract type name	GDS Contract
Purpose of contract	General
Contract start date	01/04/2006
Contract end date	

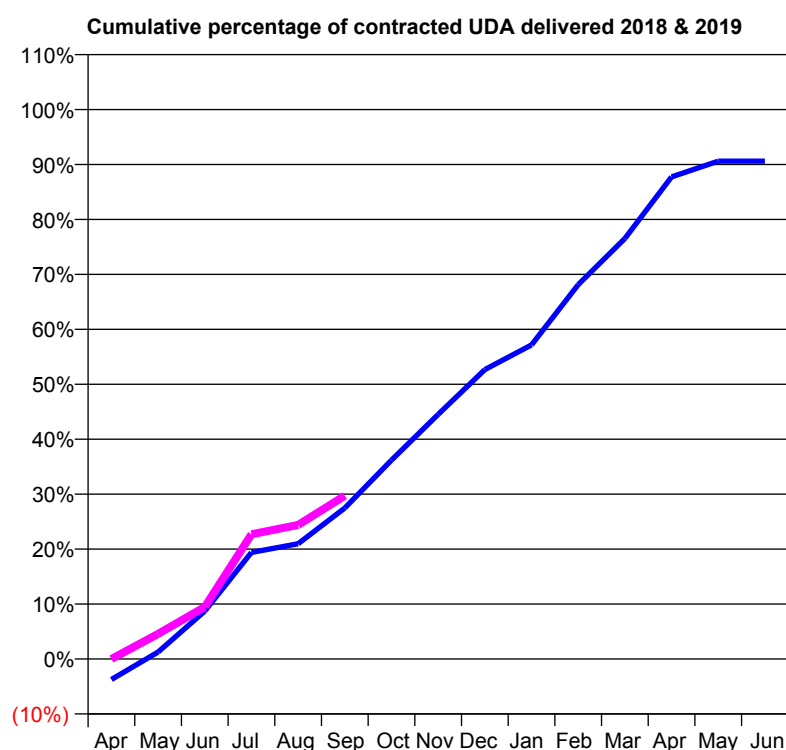
18/19 Contracted general activity (UDA)	8,132
Carry forward general activity (UDA)	0
18/19 Contracted orthodontic activity (UOA)	0
Carry forward orthodontic activity (UOA)	0
Baseline contract value	£191,075.70

## ACCESS\*

Patients seen in 24 months	Total	Change since previous quarter
Quarter ending September 2017	1,598	
Quarter ending December 2017	1,594	→
Quarter ending March 2018	1,581	→
Quarter ending June 2018	1,564	↓
Quarter ending September 2018	1,559	→
<b>Variance since September 2017</b>	<b>(2.4%)</b>	<b>↓</b>



## ACTIVITY



Adjusted Scheduled Activity (UDA)		
Month	2018	2019
April	-305	0
May	103	373
June	709	771
July	1,577	1,845
August	1,705	1,985
September	2,236	2,416
October	2,943	
November	3,621	
December	4,283	
January	4,649	
February	5,541	
March	6,224	
April	7,134	
May	7,368	
June	7,368	

## QUALITY

	Quantity	Base Number	Contract	AT	Region	England
% of FP17s for the same patient ID Re-attending within 3 months - Children	13	161	8.1%	9.3%	11.1%	11.6%
% of FP17s for the same patient ID Re-attending within 3 months - Adults	173	884	19.6%	14.9%	15.3%	15.5%
% of FP17s for the same patient ID Re-attending between 3 & 9 months - Children	82	161	50.9%	59.8%	61.1%	58.8%
% of FP17s for the same patient ID Re-attending between 3 & 9 months - Adults	460	884	52.0%	51.6%	52.3%	51.1%
% of FP17s for Band 1 Urgent Courses	74	773	9.6%	9.4%	9.5%	9.0%
% of FP17s Relating to Free Repair or Replacements	4	773	0.5%	0.5%	0.7%	0.8%
% of FP17s Relating to Continuations	2	773	0.3%	0.8%	0.8%	0.9%
% of Patients satisfied with the dentistry they have received	2	2	N/A	92.5%	93.6%	93.3%
% of Patients satisfied with the time they had to wait for an appointment	2	2	N/A	89.8%	88.8%	88.9%

\* This is based on patients treated on this contract for their most recent course of treatment. Figures in italics indicate the base number of FP17s or Patient Questionnaire responses are less than 100. N/A is shown where the base number of responses is less than 10 during the period. % is calculated as Quantity/Base number\*100

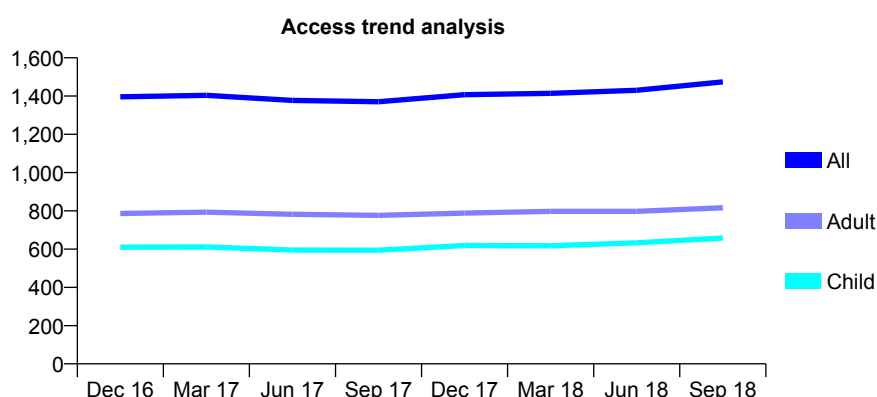
# Q68 - Vital Signs At a Glance Contract Report for 219894/0001 - September 2018

Name or company name	MR JP GRIFFITHS
Contract type name	GDS Contract
Purpose of contract	General
Contract start date	01/04/2006
Contract end date	

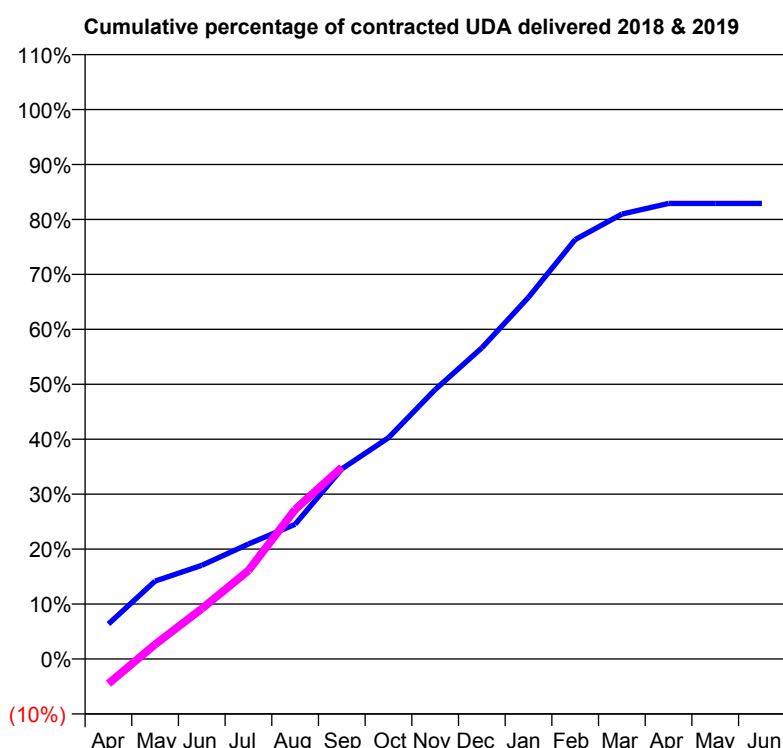
18/19 Contracted general activity (UDA)	3,500
Carry forward general activity (UDA)	374
18/19 Contracted orthodontic activity (UOA)	0
Carry forward orthodontic activity (UOA)	0
Baseline contract value	£84,575.27

## ACCESS\*

Patients seen in 24 months	Total	Change since previous quarter
Quarter ending September 2017	1,370	
Quarter ending December 2017	1,407	↑
Quarter ending March 2018	1,414	→
Quarter ending June 2018	1,430	→
Quarter ending September 2018	1,474	↑
<b>Variance since September 2017</b>	<b>7.6%</b>	<b>↑</b>



## ACTIVITY



Adjusted Scheduled Activity (UDA)		
Month	2018	2019
April	223	-157
May	497	93
June	597	321
July	732	564
August	858	952
September	1,210	1,221
October	1,410	
November	1,716	
December	1,982	
January	2,304	
February	2,672	
March	2,834	
April	2,901	
May	2,901	
June	2,901	

## QUALITY

	Quantity	Base Number	Contract	AT	Region	England
% of FP17s for the same patient ID Re-attending within 3 months - Children	32	544	5.9%	9.3%	11.1%	11.6%
% of FP17s for the same patient ID Re-attending within 3 months - Adults	49	573	8.6%	14.9%	15.3%	15.5%
% of FP17s for the same patient ID Re-attending between 3 & 9 months - Children	309	544	56.8%	59.8%	61.1%	58.8%
% of FP17s for the same patient ID Re-attending between 3 & 9 months - Adults	327	573	57.1%	51.6%	52.3%	51.1%
% of FP17s for Band 1 Urgent Courses	48	1,073	4.5%	9.4%	9.5%	9.0%
% of FP17s Relating to Free Repair or Replacements	1	1,073	0.1%	0.5%	0.7%	0.8%
% of FP17s Relating to Continuations	1	1,073	0.1%	0.8%	0.8%	0.9%
% of Patients satisfied with the dentistry they have received	0	0	N/A	92.5%	93.6%	93.3%
% of Patients satisfied with the time they had to wait for an appointment	0	0	N/A	89.8%	88.8%	88.9%

\* This is based on patients treated on this contract for their most recent course of treatment. Figures in italics indicate the base number of FP17s or Patient Questionnaire responses are less than 100. N/A is shown where the base number of responses is less than 10 during the period. % is calculated as Quantity/Base number\*100

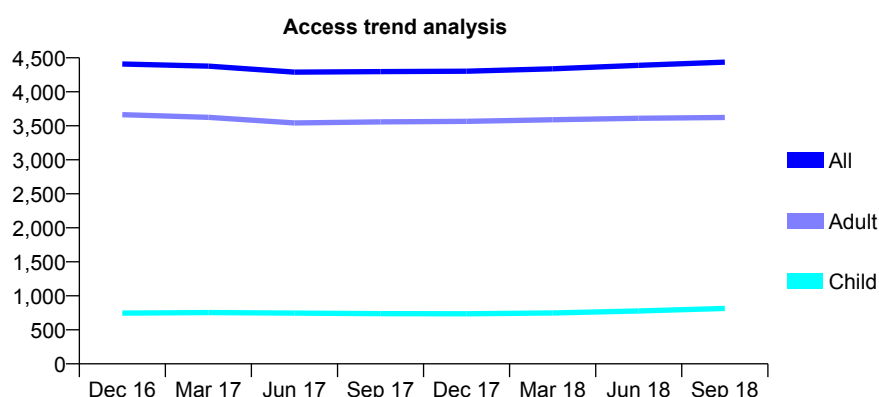
# Q68 - Vital Signs At a Glance Contract Report for 220868/0001 - September 2018

Name or company name	MR N SUCHAK
Contract type name	GDS Contract
Purpose of contract	General
Contract start date	01/04/2006
Contract end date	

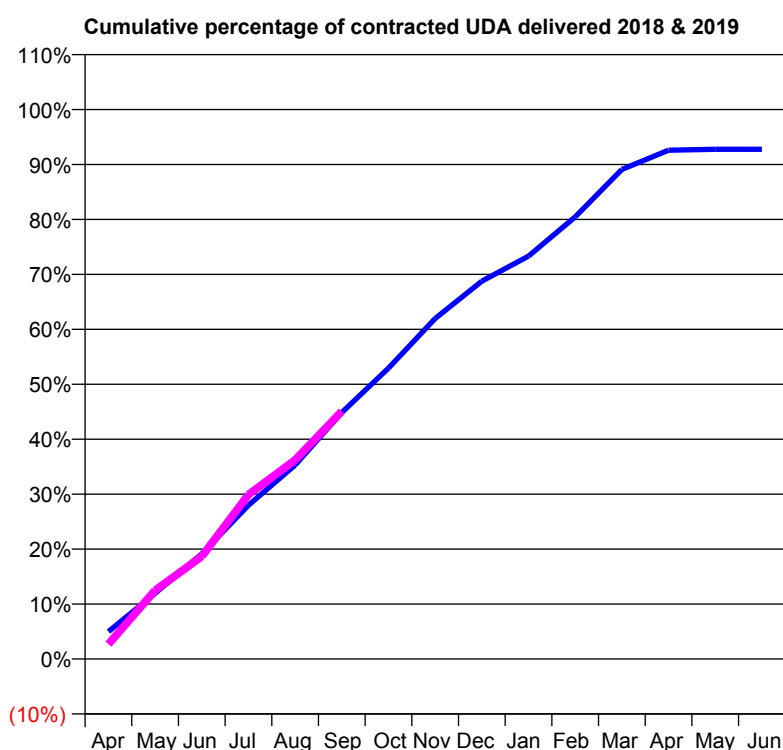
18/19 Contracted general activity (UDA)	13,428
Carry forward general activity (UDA)	0
18/19 Contracted orthodontic activity (UOA)	0
Carry forward orthodontic activity (UOA)	0
Baseline contract value	£374,055.18

## ACCESS\*

Patients seen in 24 months	Total	Change since previous quarter
Quarter ending September 2017	4,297	
Quarter ending December 2017	4,302	→
Quarter ending March 2018	4,339	→
Quarter ending June 2018	4,389	→
Quarter ending September 2018	4,436	→
<b>Variance since September 2017</b>	<b>3.2%</b>	<b>↑</b>



## ACTIVITY



Adjusted Scheduled Activity (UDA)		
Month	2018	2019
April	670	364
May	1,606	1,677
June	2,570	2,506
July	3,758	4,017
August	4,740	4,863
September	6,024	6,053
October	7,109	
November	8,320	
December	9,232	
January	9,845	
February	10,805	
March	11,963	
April	12,435	
May	12,457	
June	12,457	

## QUALITY

	Quantity	Base Number	Contract	AT	Region	England
% of FP17s for the same patient ID Re-attending within 3 months - Children	55	640	8.6%	9.3%	11.1%	11.6%
% of FP17s for the same patient ID Re-attending within 3 months - Adults	495	2,768	17.9%	14.9%	15.3%	15.5%
% of FP17s for the same patient ID Re-attending between 3 & 9 months - Children	314	640	49.1%	59.8%	61.1%	58.8%
% of FP17s for the same patient ID Re-attending between 3 & 9 months - Adults	1,320	2,768	47.7%	51.6%	52.3%	51.1%
% of FP17s for Band 1 Urgent Courses	264	3,186	8.3%	9.4%	9.5%	9.0%
% of FP17s Relating to Free Repair or Replacements	104	3,186	3.3%	0.5%	0.7%	0.8%
% of FP17s Relating to Continuations	30	3,186	0.9%	0.8%	0.8%	0.9%
% of Patients satisfied with the dentistry they have received	2	2	N/A	92.5%	93.6%	93.3%
% of Patients satisfied with the time they had to wait for an appointment	2	2	N/A	89.8%	88.8%	88.9%

\* This is based on patients treated on this contract for their most recent course of treatment. Figures in italics indicate the base number of FP17s or Patient Questionnaire responses are less than 100. N/A is shown where the base number of responses is less than 10 during the period. % is calculated as Quantity/Base number\*100

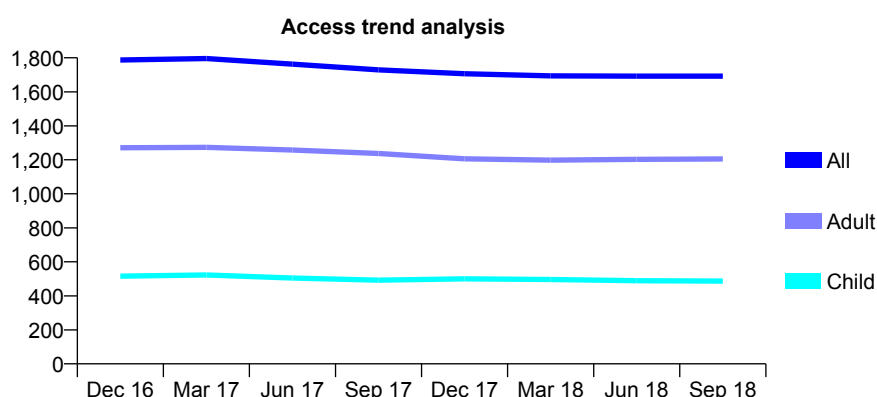
# Q68 - Vital Signs At a Glance Contract Report for 220868/0002 - September 2018

Name or company name	MR N SUCHAK
Contract type name	GDS Contract
Purpose of contract	General
Contract start date	01/04/2006
Contract end date	

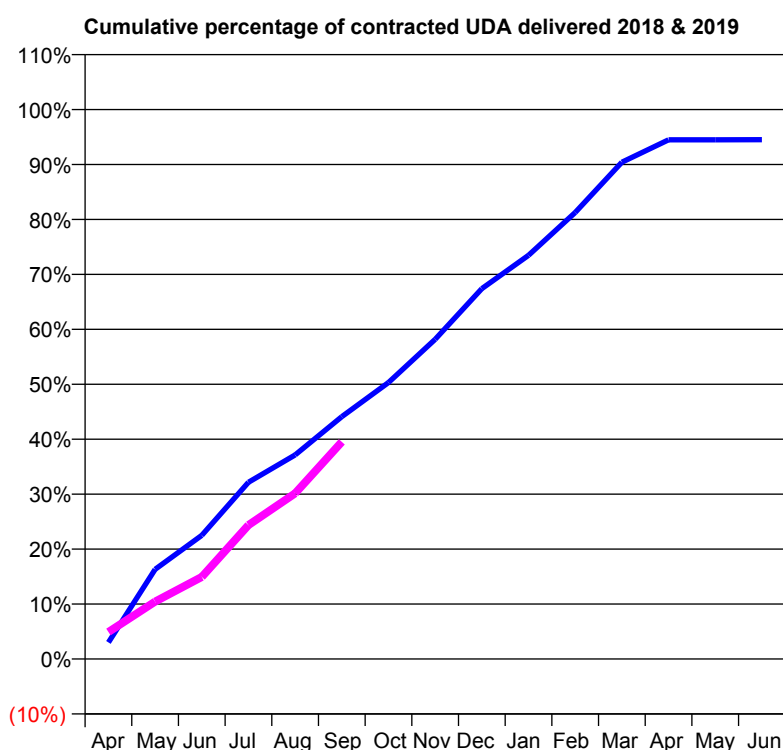
18/19 Contracted general activity (UDA)	3,650
Carry forward general activity (UDA)	0
18/19 Contracted orthodontic activity (UOA)	0
Carry forward orthodontic activity (UOA)	0
Baseline contract value	£119,240.51

## ACCESS\*

Patients seen in 24 months	Total	Change since previous quarter
Quarter ending September 2017	1,729	
Quarter ending December 2017	1,706	↓
Quarter ending March 2018	1,694	→
Quarter ending June 2018	1,692	→
Quarter ending September 2018	1,692	→
<b>Variance since September 2017</b>	<b>(2.1%)</b>	<b>↓</b>



## ACTIVITY



Adjusted Scheduled Activity (UDA)		
Month	2018	2019
April	110	180
May	596	381
June	822	545
July	1,174	890
August	1,356	1,101
September	1,610	1,442
October	1,837	
November	2,123	
December	2,460	
January	2,681	
February	2,966	
March	3,300	
April	3,448	
May	3,448	
June	3,449	

## QUALITY

	Quantity	Base Number	Contract	AT	Region	England
% of FP17s for the same patient ID Re-attending within 3 months - Children	20	392	5.1%	9.3%	11.1%	11.6%
% of FP17s for the same patient ID Re-attending within 3 months - Adults	138	848	16.3%	14.9%	15.3%	15.5%
% of FP17s for the same patient ID Re-attending between 3 & 9 months - Children	261	392	66.6%	59.8%	61.1%	58.8%
% of FP17s for the same patient ID Re-attending between 3 & 9 months - Adults	432	848	50.9%	51.6%	52.3%	51.1%
% of FP17s for Band 1 Urgent Courses	31	785	3.9%	9.4%	9.5%	9.0%
% of FP17s Relating to Free Repair or Replacements	7	785	0.9%	0.5%	0.7%	0.8%
% of FP17s Relating to Continuations	8	785	1.0%	0.8%	0.8%	0.9%
% of Patients satisfied with the dentistry they have received	0	0	N/A	92.5%	93.6%	93.3%
% of Patients satisfied with the time they had to wait for an appointment	0	0	N/A	89.8%	88.8%	88.9%

\* This is based on patients treated on this contract for their most recent course of treatment. Figures in italics indicate the base number of FP17s or Patient Questionnaire responses are less than 100. N/A is shown where the base number of responses is less than 10 during the period. % is calculated as Quantity/Base number\*100



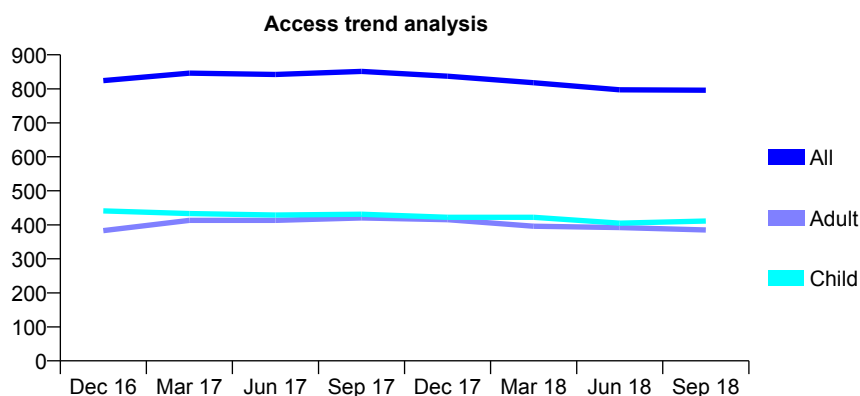
## Q68 - Vital Signs At a Glance Contract Report for 222267/0001 - September 2018

Name or company name	Massetts Road Dental Practice
Contract type name	GDS Contract
Purpose of contract	General
Contract start date	01/04/2006
Contract end date	

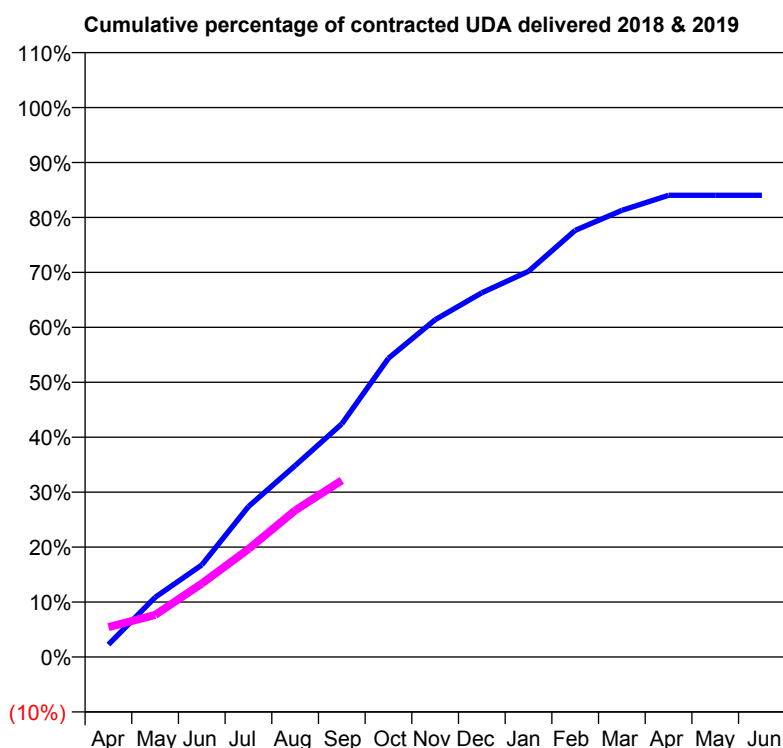
18/19 Contracted general activity (UDA)	1,990
Carry forward general activity (UDA)	0
18/19 Contracted orthodontic activity (UOA)	0
Carry forward orthodontic activity (UOA)	0
Baseline contract value	£44,725.91

### ACCESS\*

Patients seen in 24 months	Total	Change since previous quarter
Quarter ending September 2017	851	
Quarter ending December 2017	837	↓
Quarter ending March 2018	818	↓
Quarter ending June 2018	797	↓
Quarter ending September 2018	796	→
<b>Variance since September 2017</b>	<b>(6.5%)</b>	<b>↓</b>



### ACTIVITY



Adjusted Scheduled Activity (UDA)		
Month	2018	2019
April	45	108
May	216	152
June	333	266
July	545	391
August	693	531
September	844	639
October	1,082	
November	1,222	
December	1,319	
January	1,397	
February	1,545	
March	1,618	
April	1,672	
May	1,672	
June	1,672	

### QUALITY

	Quantity	Base Number	Contract	AT	Region	England
% of FP17s for the same patient ID Re-attending within 3 months - Children	9	318	2.8%	9.3%	11.1%	11.6%
% of FP17s for the same patient ID Re-attending within 3 months - Adults	13	200	6.5%	14.9%	15.3%	15.5%
% of FP17s for the same patient ID Re-attending between 3 & 9 months - Children	230	318	72.3%	59.8%	61.1%	58.8%
% of FP17s for the same patient ID Re-attending between 3 & 9 months - Adults	127	200	63.5%	51.6%	52.3%	51.1%
% of FP17s for Band 1 Urgent Courses	17	474	3.6%	9.4%	9.5%	9.0%
% of FP17s Relating to Free Repair or Replacements	1	474	0.2%	0.5%	0.7%	0.8%
% of FP17s Relating to Continuations	1	474	0.2%	0.8%	0.8%	0.9%
% of Patients satisfied with the dentistry they have received	0	0	N/A	92.5%	93.6%	93.3%
% of Patients satisfied with the time they had to wait for an appointment	0	0	N/A	89.8%	88.8%	88.9%

\* This is based on patients treated on this contract for their most recent course of treatment. Figures in italics indicate the base number of FP17s or Patient Questionnaire responses are less than 100. N/A is shown where the base number of responses is less than 10 during the period. % is calculated as Quantity/Base number\*100

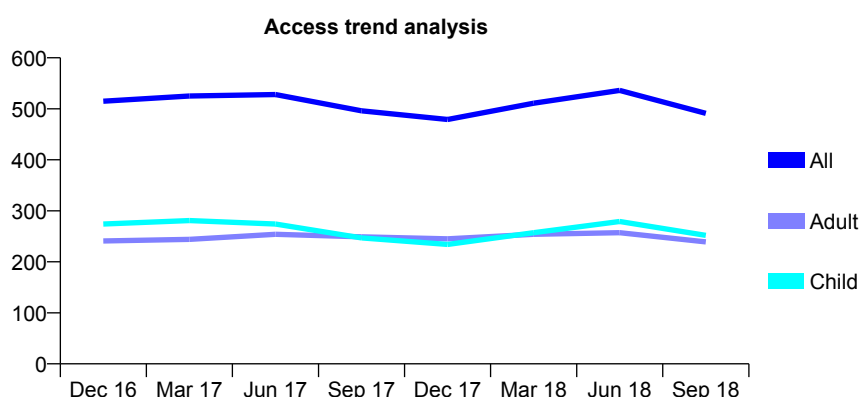
# Q68 - Vital Signs At a Glance Contract Report for 228494/0002 - September 2018

Name or company name	Warren House Dental Practice - Cranleigh
Contract type name	GDS Contract
Purpose of contract	General
Contract start date	31/08/2010
Contract end date	

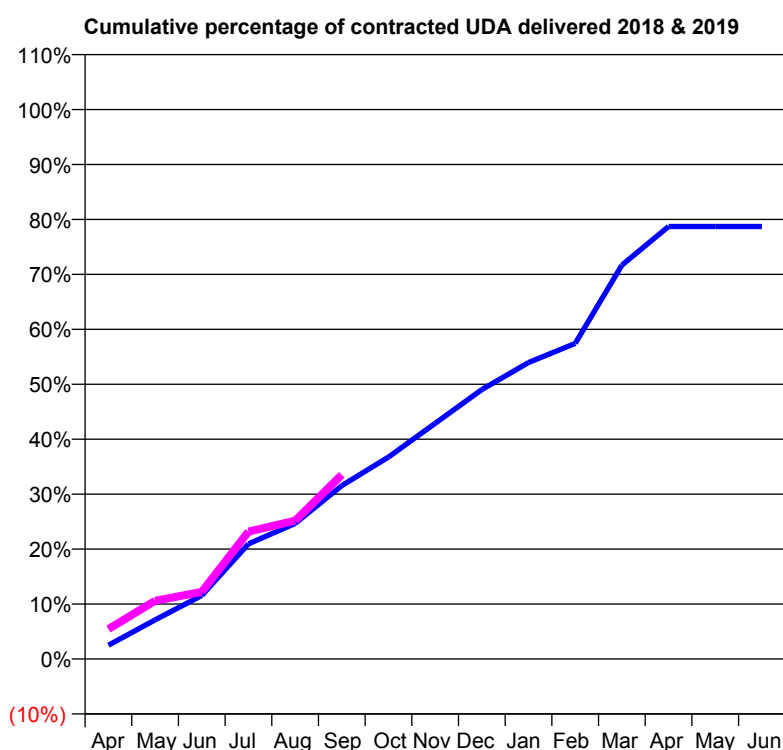
18/19 Contracted general activity (UDA)	1,215
Carry forward general activity (UDA)	0
18/19 Contracted orthodontic activity (UOA)	0
Carry forward orthodontic activity (UOA)	0
Baseline contract value	£29,936.29

## ACCESS\*

Patients seen in 24 months	Total	Change since previous quarter
Quarter ending September 2017	496	
Quarter ending December 2017	479	↓
Quarter ending March 2018	511	↑
Quarter ending June 2018	536	↑
Quarter ending September 2018	491	↓
<b>Variance since September 2017</b>	<b>(1.0%)</b>	<b>↓</b>



## ACTIVITY



Adjusted Scheduled Activity (UDA)		
Month	2018	2019
April	30	66
May	86	129
June	141	149
July	255	282
August	300	306
September	383	407
October	447	
November	521	
December	596	
January	656	
February	698	
March	871	
April	956	
May	956	
June	956	

## QUALITY

	Quantity	Base Number	Contract	AT	Region	England
% of FP17s for the same patient ID Re-attending within 3 months - Children	16	205	7.8%	9.3%	11.1%	11.6%
% of FP17s for the same patient ID Re-attending within 3 months - Adults	5	119	4.2%	14.9%	15.3%	15.5%
% of FP17s for the same patient ID Re-attending between 3 & 9 months - Children	80	205	39.0%	59.8%	61.1%	58.8%
% of FP17s for the same patient ID Re-attending between 3 & 9 months - Adults	58	119	48.7%	51.6%	52.3%	51.1%
% of FP17s for Band 1 Urgent Courses	12	275	4.4%	9.4%	9.5%	9.0%
% of FP17s Relating to Free Repair or Replacements	0	275	0.0%	0.5%	0.7%	0.8%
% of FP17s Relating to Continuations	0	275	0.0%	0.8%	0.8%	0.9%
% of Patients satisfied with the dentistry they have received	0	0	N/A	92.5%	93.6%	93.3%
% of Patients satisfied with the time they had to wait for an appointment	0	0	N/A	89.8%	88.8%	88.9%

\* This is based on patients treated on this contract for their most recent course of treatment. Figures in italics indicate the base number of FP17s or Patient Questionnaire responses are less than 100. N/A is shown where the base number of responses is less than 10 during the period. % is calculated as Quantity/Base number\*100

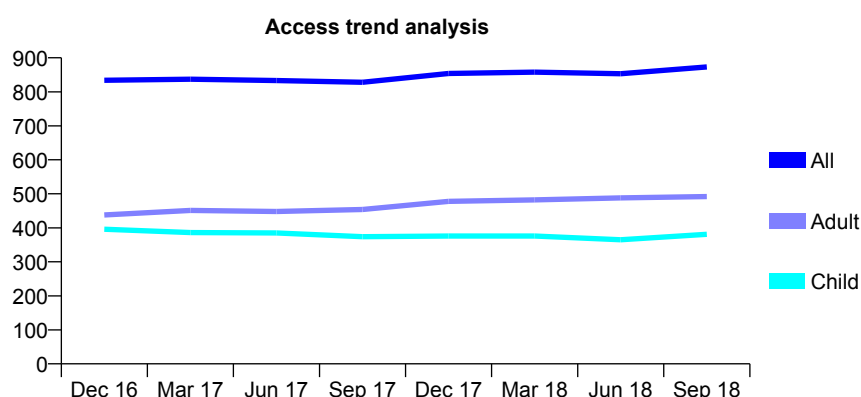
# Q68 - Vital Signs At a Glance Contract Report for 229733/0001 - September 2018

Name or company name	MR PJ CASSAR
Contract type name	GDS Contract
Purpose of contract	General
Contract start date	01/04/2006
Contract end date	

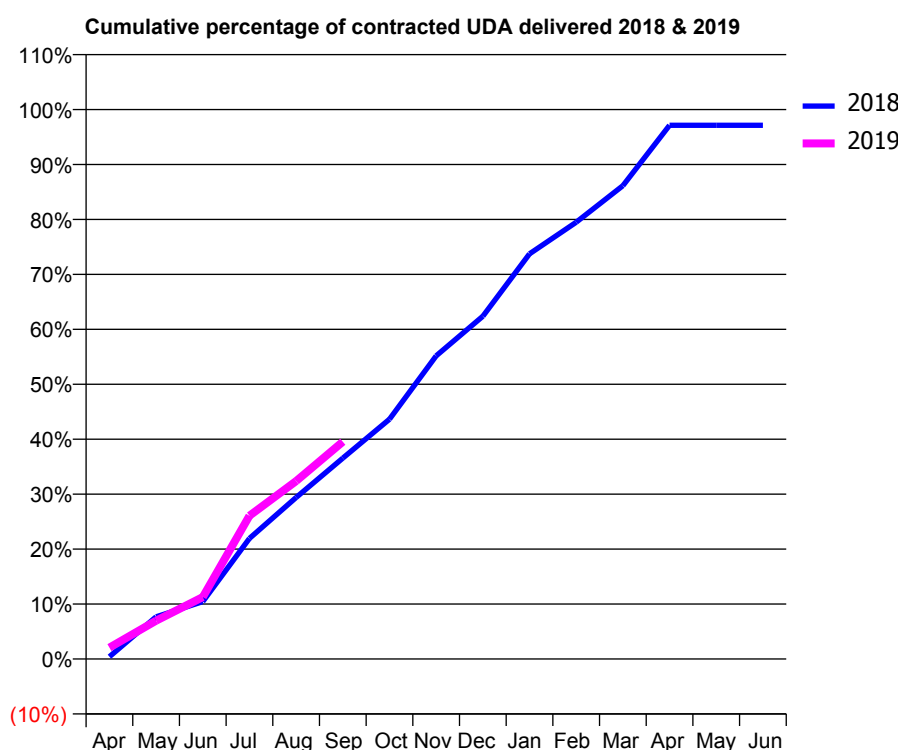
18/19 Contracted general activity (UDA)	2,800
Carry forward general activity (UDA)	80
18/19 Contracted orthodontic activity (UOA)	0
Carry forward orthodontic activity (UOA)	0
Baseline contract value	£94,797.39

## ACCESS\*

Patients seen in 24 months	Total	Change since previous quarter
Quarter ending September 2017	828	
Quarter ending December 2017	854	↑
Quarter ending March 2018	858	→
Quarter ending June 2018	853	→
Quarter ending September 2018	873	↑
<b>Variance since September 2017</b>	<b>5.4%</b>	<b>↑</b>



## ACTIVITY



Adjusted Scheduled Activity (UDA)		
Month	2018	2019
April	12	58
May	215	195
June	293	316
July	615	730
August	823	907
September	1,023	1,107
October	1,222	
November	1,545	
December	1,746	
January	2,064	
February	2,226	
March	2,412	
April	2,719	
May	2,719	
June	2,719	

## QUALITY

	Quantity	Base Number	Contract	AT	Region	England
% of FP17s for the same patient ID Re-attending within 3 months - Children	34	323	10.5%	9.3%	11.1%	11.6%
% of FP17s for the same patient ID Re-attending within 3 months - Adults	62	348	17.8%	14.9%	15.3%	15.5%
% of FP17s for the same patient ID Re-attending between 3 & 9 months - Children	209	323	64.7%	59.8%	61.1%	58.8%
% of FP17s for the same patient ID Re-attending between 3 & 9 months - Adults	191	348	54.9%	51.6%	52.3%	51.1%
% of FP17s for Band 1 Urgent Courses	20	561	3.6%	9.4%	9.5%	9.0%
% of FP17s Relating to Free Repair or Replacements	0	561	0.0%	0.5%	0.7%	0.8%
% of FP17s Relating to Continuations	26	561	4.6%	0.8%	0.8%	0.9%
% of Patients satisfied with the dentistry they have received	0	0	N/A	92.5%	93.6%	93.3%
% of Patients satisfied with the time they had to wait for an appointment	0	0	N/A	89.8%	88.8%	88.9%

\* This is based on patients treated on this contract for their most recent course of treatment. Figures in italics indicate the base number of FP17s or Patient Questionnaire responses are less than 100. N/A is shown where the base number of responses is less than 10 during the period. % is calculated as Quantity/Base number\*100

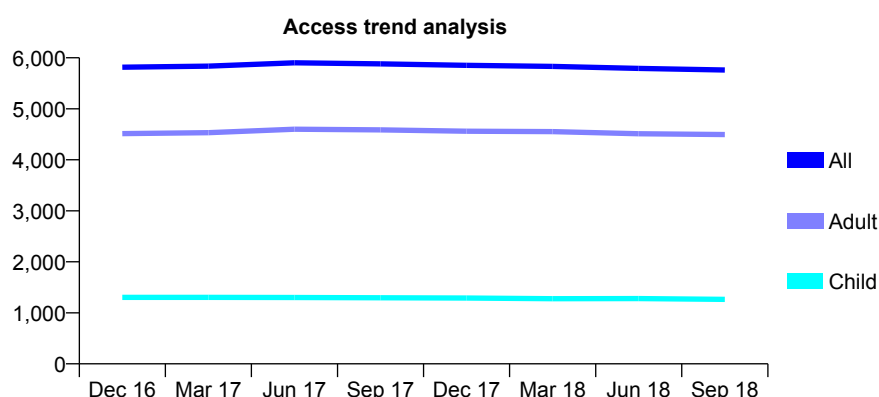
# Q68 - Vital Signs At a Glance Contract Report for 234540/0001 - September 2018

Name or company name	MR SN GALVIN
Contract type name	PDS Contract
Purpose of contract	General
Contract start date	01/04/2006
Contract end date	31/03/2026

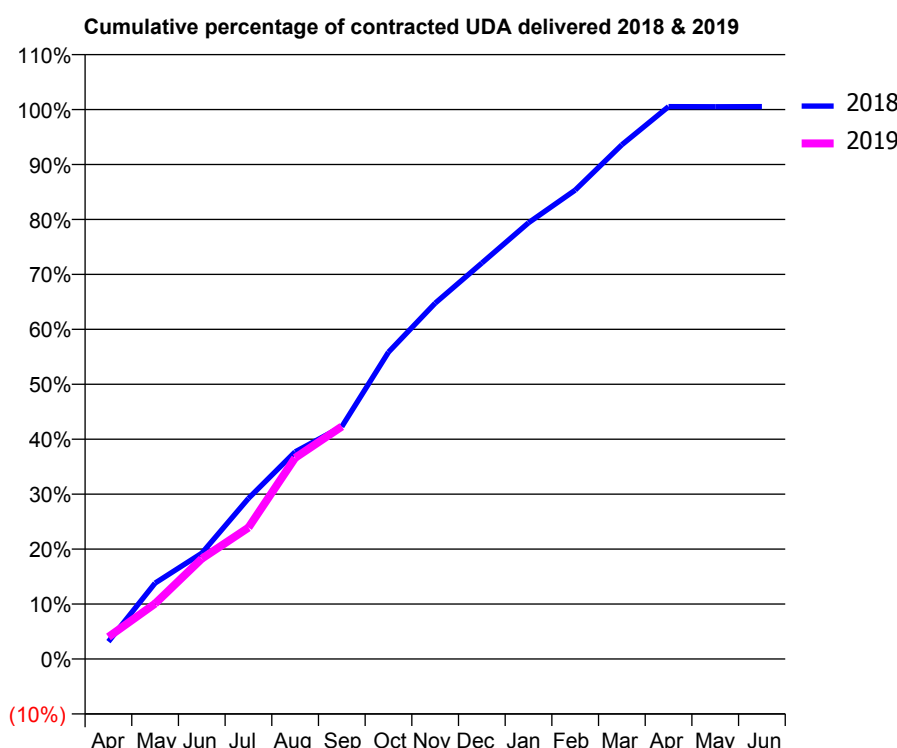
18/19 Contracted general activity (UDA)	18,053
Carry forward general activity (UDA)	0
18/19 Contracted orthodontic activity (UOA)	0
Carry forward orthodontic activity (UOA)	0
Baseline contract value	£551,796.36

## ACCESS\*

Patients seen in 24 months	Total	Change since previous quarter
Quarter ending September 2017	5,882	
Quarter ending December 2017	5,853	→
Quarter ending March 2018	5,832	→
Quarter ending June 2018	5,792	→
Quarter ending September 2018	5,760	→
<b>Variance since September 2017</b>	<b>(2.1%)</b>	<b>↓</b>



## ACTIVITY



Adjusted Scheduled Activity (UDA)		
Month	2018	2019
April	574	725
May	2,497	1,819
June	3,475	3,296
July	5,275	4,316
August	6,805	6,608
September	7,632	7,639
October	10,084	
November	11,692	
December	13,010	
January	14,333	
February	15,405	
March	16,893	
April	18,147	
May	18,145	
June	18,146	

## QUALITY

	Quantity	Base Number	Contract	AT	Region	England
% of FP17s for the same patient ID Re-attending within 3 months - Children	56	1,120	5.0%	9.3%	11.1%	11.6%
% of FP17s for the same patient ID Re-attending within 3 months - Adults	606	3,958	15.3%	14.9%	15.3%	15.5%
% of FP17s for the same patient ID Re-attending between 3 & 9 months - Children	756	1,120	67.5%	59.8%	61.1%	58.8%
% of FP17s for the same patient ID Re-attending between 3 & 9 months - Adults	2,499	3,958	63.1%	51.6%	52.3%	51.1%
% of FP17s for Band 1 Urgent Courses	416	4,453	9.3%	9.4%	9.5%	9.0%
% of FP17s Relating to Free Repair or Replacements	90	4,453	2.0%	0.5%	0.7%	0.8%
% of FP17s Relating to Continuations	38	4,453	0.9%	0.8%	0.8%	0.9%
% of Patients satisfied with the dentistry they have received	3	3	N/A	92.5%	93.6%	93.3%
% of Patients satisfied with the time they had to wait for an appointment	3	3	N/A	89.8%	88.8%	88.9%

\* This is based on patients treated on this contract for their most recent course of treatment. Figures in italics indicate the base number of FP17s or Patient Questionnaire responses are less than 100. N/A is shown where the base number of responses is less than 10 during the period. % is calculated as Quantity/Base number\*100

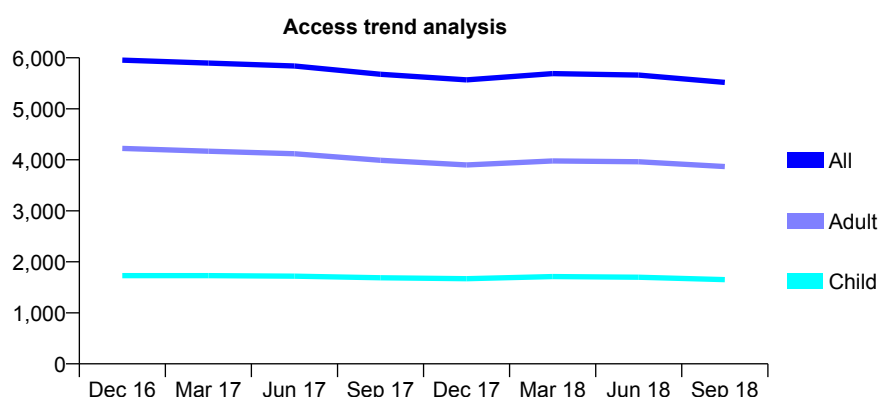
# Q68 - Vital Signs At a Glance Contract Report for 234745/0001 - September 2018

Name or company name	MR KH NASSER
Contract type name	GDS Contract
Purpose of contract	General
Contract start date	01/04/2006
Contract end date	

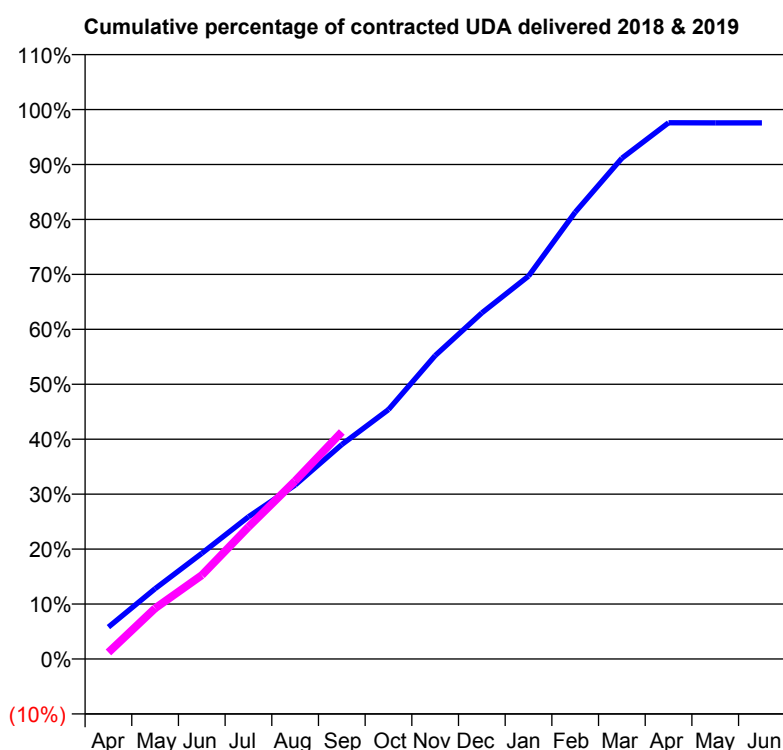
18/19 Contracted general activity (UDA)	14,942
Carry forward general activity (UDA)	363
18/19 Contracted orthodontic activity (UOA)	0
Carry forward orthodontic activity (UOA)	0
Baseline contract value	£395,174.75

## ACCESS\*

Patients seen in 24 months	Total	Change since previous quarter
Quarter ending September 2017	5,678	
Quarter ending December 2017	5,568	↓
Quarter ending March 2018	5,689	↑
Quarter ending June 2018	5,661	→
Quarter ending September 2018	5,518	↓
<b>Variance since September 2017</b>	<b>(2.8%)</b>	<b>↓</b>



## ACTIVITY



Adjusted Scheduled Activity (UDA)		
Month	2018	2019
April	870	181
May	1,913	1,378
June	2,874	2,277
July	3,868	3,590
August	4,729	4,844
September	5,834	6,173
October	6,784	
November	8,251	
December	9,413	
January	10,411	
February	12,150	
March	13,619	
April	14,583	
May	14,579	
June	14,579	

## QUALITY

	Quantity	Base Number	Contract	AT	Region	England
% of FP17s for the same patient ID Re-attending within 3 months - Children	93	1,320	7.0%	9.3%	11.1%	11.6%
% of FP17s for the same patient ID Re-attending within 3 months - Adults	294	2,568	11.4%	14.9%	15.3%	15.5%
% of FP17s for the same patient ID Re-attending between 3 & 9 months - Children	843	1,320	63.9%	59.8%	61.1%	58.8%
% of FP17s for the same patient ID Re-attending between 3 & 9 months - Adults	1,504	2,568	58.6%	51.6%	52.3%	51.1%
% of FP17s for Band 1 Urgent Courses	340	3,546	9.6%	9.4%	9.5%	9.0%
% of FP17s Relating to Free Repair or Replacements	26	3,546	0.7%	0.5%	0.7%	0.8%
% of FP17s Relating to Continuations	7	3,546	0.2%	0.8%	0.8%	0.9%
% of Patients satisfied with the dentistry they have received	3	4	N/A	92.5%	93.6%	93.3%
% of Patients satisfied with the time they had to wait for an appointment	3	4	N/A	89.8%	88.8%	88.9%

\* This is based on patients treated on this contract for their most recent course of treatment. Figures in italics indicate the base number of FP17s or Patient Questionnaire responses are less than 100. N/A is shown where the base number of responses is less than 10 during the period. % is calculated as Quantity/Base number\*100

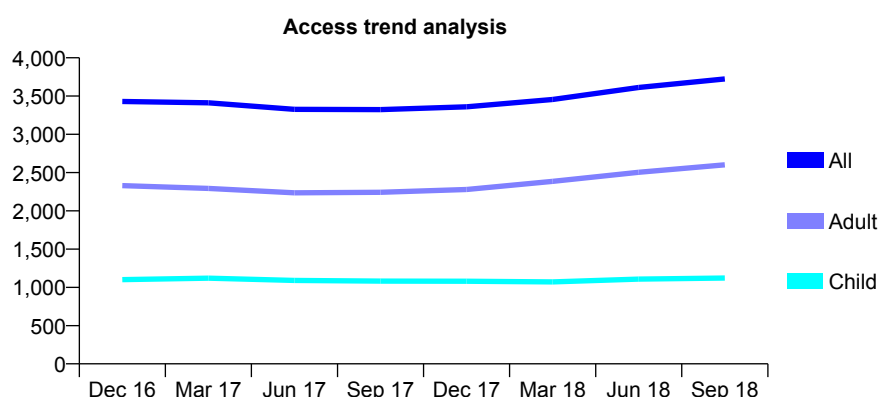
# Q68 - Vital Signs At a Glance Contract Report for 238392/0001 - September 2018

Name or company name	MR VS AMIN
Contract type name	GDS Contract
Purpose of contract	General
Contract start date	01/04/2006
Contract end date	

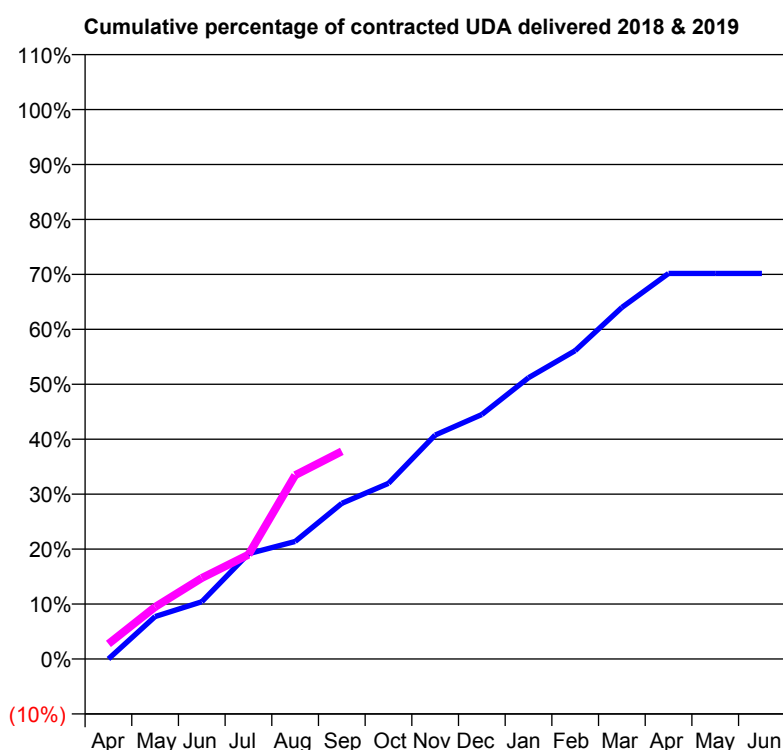
18/19 Contracted general activity (UDA)	10,100
Carry forward general activity (UDA)	0
18/19 Contracted orthodontic activity (UOA)	0
Carry forward orthodontic activity (UOA)	0
Baseline contract value	£239,186.63

## ACCESS\*

Patients seen in 24 months	Total	Change since previous quarter
Quarter ending September 2017	3,323	
Quarter ending December 2017	3,359	→
Quarter ending March 2018	3,456	↑
Quarter ending June 2018	3,612	↑
Quarter ending September 2018	3,723	↑
<b>Variance since September 2017</b>	<b>12.0%</b>	<b>↑</b>



## ACTIVITY



Adjusted Scheduled Activity (UDA)		
Month	2018	2019
April	0	279
May	781	957
June	1,052	1,489
July	1,935	1,919
August	2,159	3,379
September	2,861	3,818
October	3,228	
November	4,116	
December	4,493	
January	5,171	
February	5,668	
March	6,462	
April	7,086	
May	7,086	
June	7,086	

## QUALITY

	Quantity	Base Number	Contract	AT	Region	England
% of FP17s for the same patient ID Re-attending within 3 months - Children	45	950	4.7%	9.3%	11.1%	11.6%
% of FP17s for the same patient ID Re-attending within 3 months - Adults	230	2,173	10.6%	14.9%	15.3%	15.5%
% of FP17s for the same patient ID Re-attending between 3 & 9 months - Children	572	950	60.2%	59.8%	61.1%	58.8%
% of FP17s for the same patient ID Re-attending between 3 & 9 months - Adults	1,159	2,173	53.3%	51.6%	52.3%	51.1%
% of FP17s for Band 1 Urgent Courses	205	2,404	8.5%	9.4%	9.5%	9.0%
% of FP17s Relating to Free Repair or Replacements	11	2,404	0.5%	0.5%	0.7%	0.8%
% of FP17s Relating to Continuations	1	2,404	0.0%	0.8%	0.8%	0.9%
% of Patients satisfied with the dentistry they have received	0	0	N/A	92.5%	93.6%	93.3%
% of Patients satisfied with the time they had to wait for an appointment	0	0	N/A	89.8%	88.8%	88.9%

\* This is based on patients treated on this contract for their most recent course of treatment. Figures in italics indicate the base number of FP17s or Patient Questionnaire responses are less than 100. N/A is shown where the base number of responses is less than 10 during the period. % is calculated as Quantity/Base number\*100

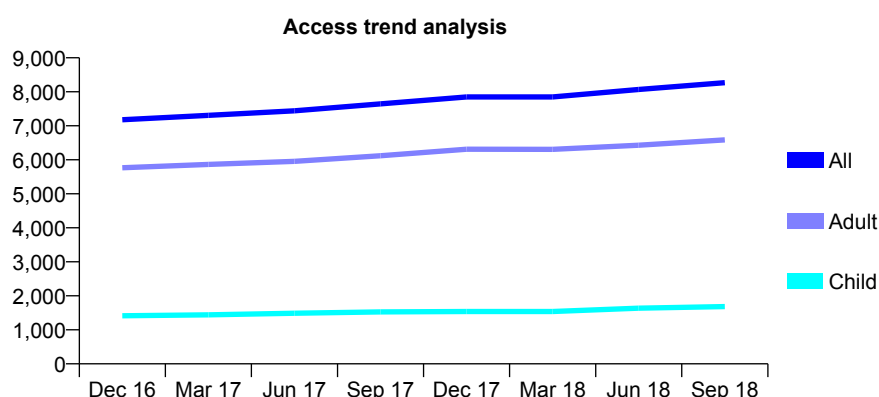
# Q68 - Vital Signs At a Glance Contract Report for 238783/0003 - September 2018

Name or company name	MR AN ZYBUTZ
Contract type name	GDS Contract
Purpose of contract	General
Contract start date	01/04/2006
Contract end date	

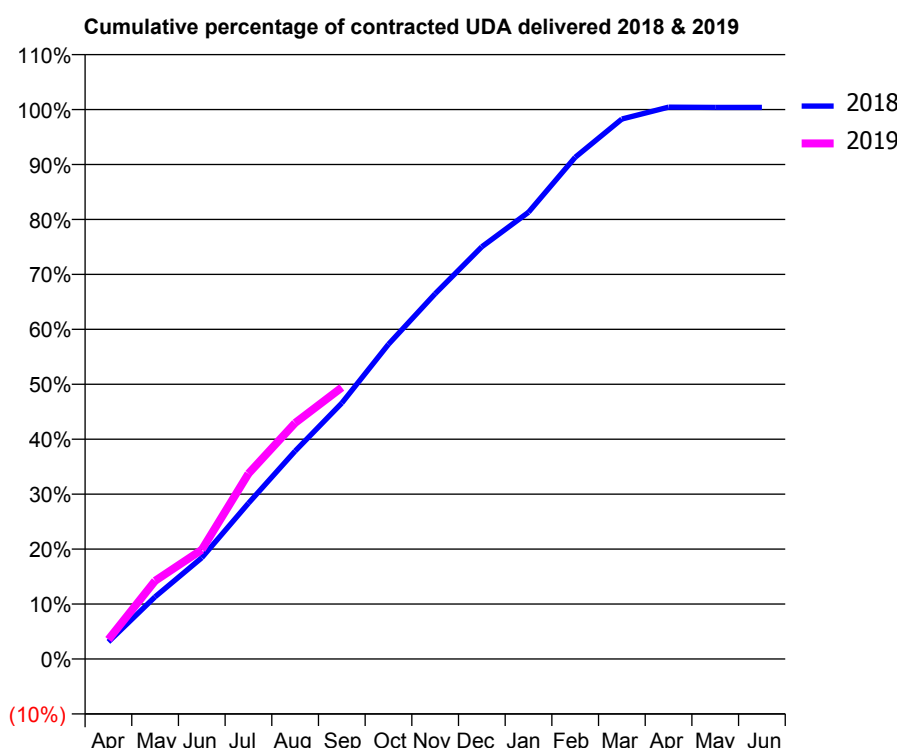
18/19 Contracted general activity (UDA)	27,623
Carry forward general activity (UDA)	0
18/19 Contracted orthodontic activity (UOA)	0
Carry forward orthodontic activity (UOA)	0
Baseline contract value	£739,099.55

## ACCESS\*

Patients seen in 24 months	Total	Change since previous quarter
Quarter ending September 2017	7,645	
Quarter ending December 2017	7,849	↑
Quarter ending March 2018	7,848	→
Quarter ending June 2018	8,068	↑
Quarter ending September 2018	8,268	↑
<b>Variance since September 2017</b>	<b>8.1%</b>	<b>↑</b>



## ACTIVITY



Adjusted Scheduled Activity (UDA)		
Month	2018	2019
April	861	981
May	3,124	3,931
June	5,091	5,491
July	7,836	9,319
August	10,456	11,870
September	12,866	13,651
October	15,823	
November	18,363	
December	20,723	
January	22,462	
February	25,220	
March	27,145	
April	27,739	
May	27,726	
June	27,725	

## QUALITY

	Quantity	Base Number	Contract	AT	Region	England
% of FP17s for the same patient ID Re-attending within 3 months - Children	67	1,100	6.1%	9.3%	11.1%	11.6%
% of FP17s for the same patient ID Re-attending within 3 months - Adults	762	4,261	17.9%	14.9%	15.3%	15.5%
% of FP17s for the same patient ID Re-attending between 3 & 9 months - Children	500	1,100	45.5%	59.8%	61.1%	58.8%
% of FP17s for the same patient ID Re-attending between 3 & 9 months - Adults	1,724	4,261	40.5%	51.6%	52.3%	51.1%
% of FP17s for Band 1 Urgent Courses	645	5,160	12.5%	9.4%	9.5%	9.0%
% of FP17s Relating to Free Repair or Replacements	33	5,160	0.6%	0.5%	0.7%	0.8%
% of FP17s Relating to Continuations	136	5,160	2.6%	0.8%	0.8%	0.9%
% of Patients satisfied with the dentistry they have received	7	8	N/A	92.5%	93.6%	93.3%
% of Patients satisfied with the time they had to wait for an appointment	7	8	N/A	89.8%	88.8%	88.9%

\* This is based on patients treated on this contract for their most recent course of treatment. Figures in italics indicate the base number of FP17s or Patient Questionnaire responses are less than 100. N/A is shown where the base number of responses is less than 10 during the period. % is calculated as Quantity/Base number\*100



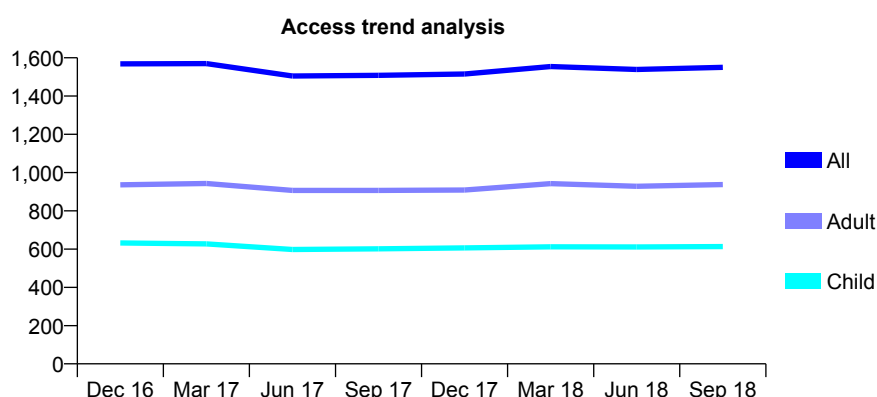
# Q68 - Vital Signs At a Glance Contract Report for 239410/0001 - September 2018

Name or company name	MR DB DEWSON
Contract type name	GDS Contract
Purpose of contract	General
Contract start date	01/04/2006
Contract end date	

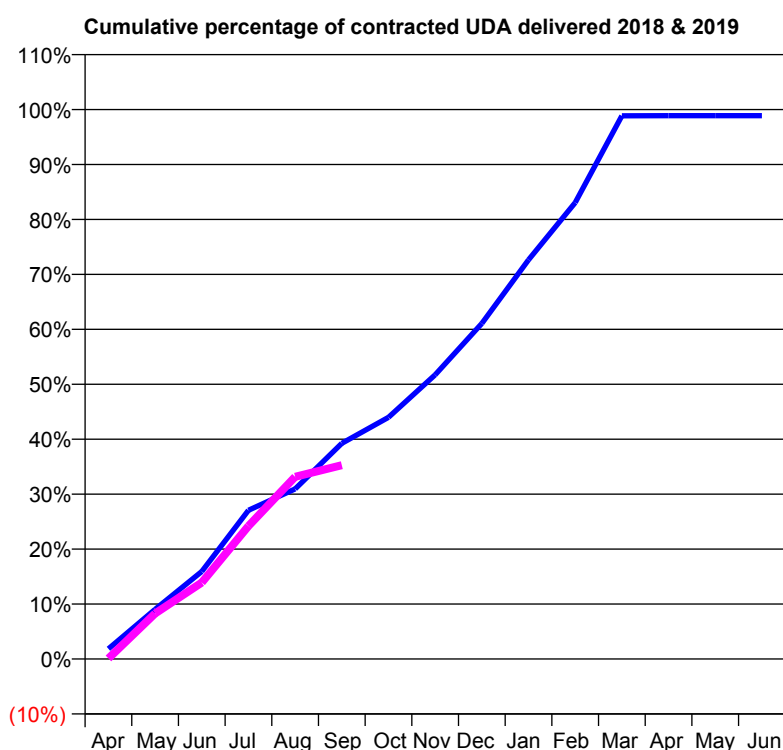
18/19 Contracted general activity (UDA)	5,806
Carry forward general activity (UDA)	65
18/19 Contracted orthodontic activity (UOA)	0
Carry forward orthodontic activity (UOA)	0
Baseline contract value	£144,343.11

## ACCESS\*

Patients seen in 24 months	Total	Change since previous quarter
Quarter ending September 2017	1,508	
Quarter ending December 2017	1,515	→
Quarter ending March 2018	1,554	↑
Quarter ending June 2018	1,539	→
Quarter ending September 2018	1,550	→
<b>Variance since September 2017</b>	<b>2.8%</b>	<b>↑</b>



## ACTIVITY



Adjusted Scheduled Activity (UDA)		
Month	2018	2019
April	107	7
May	525	481
June	925	808
July	1,571	1,405
August	1,796	1,926
September	2,279	2,048
October	2,554	
November	3,003	
December	3,546	
January	4,218	
February	4,822	
March	5,739	
April	5,740	
May	5,740	
June	5,740	

## QUALITY

	Quantity	Base Number	Contract	AT	Region	England
% of FP17s for the same patient ID Re-attending within 3 months - Children	12	303	4.0%	9.3%	11.1%	11.6%
% of FP17s for the same patient ID Re-attending within 3 months - Adults	24	353	6.8%	14.9%	15.3%	15.5%
% of FP17s for the same patient ID Re-attending between 3 & 9 months - Children	131	303	43.2%	59.8%	61.1%	58.8%
% of FP17s for the same patient ID Re-attending between 3 & 9 months - Adults	138	353	39.1%	51.6%	52.3%	51.1%
% of FP17s for Band 1 Urgent Courses	0	655	0.0%	9.4%	9.5%	9.0%
% of FP17s Relating to Free Repair or Replacements	1	655	0.2%	0.5%	0.7%	0.8%
% of FP17s Relating to Continuations	18	655	2.7%	0.8%	0.8%	0.9%
% of Patients satisfied with the dentistry they have received	1	1	N/A	92.5%	93.6%	93.3%
% of Patients satisfied with the time they had to wait for an appointment	1	1	N/A	89.8%	88.8%	88.9%

\* This is based on patients treated on this contract for their most recent course of treatment. Figures in italics indicate the base number of FP17s or Patient Questionnaire responses are less than 100. N/A is shown where the base number of responses is less than 10 during the period. % is calculated as Quantity/Base number\*100

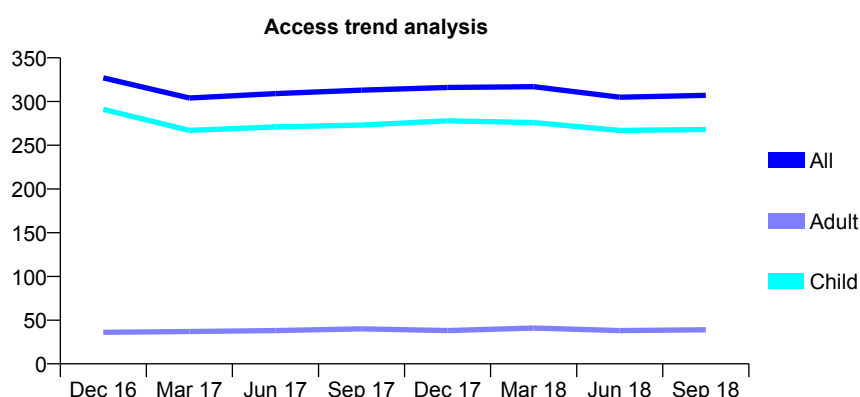
# Q68 - Vital Signs At a Glance Contract Report for 239437/0001 - September 2018

Name or company name	MR JT DOWNEY
Contract type name	GDS Contract
Purpose of contract	General
Contract start date	01/04/2006
Contract end date	

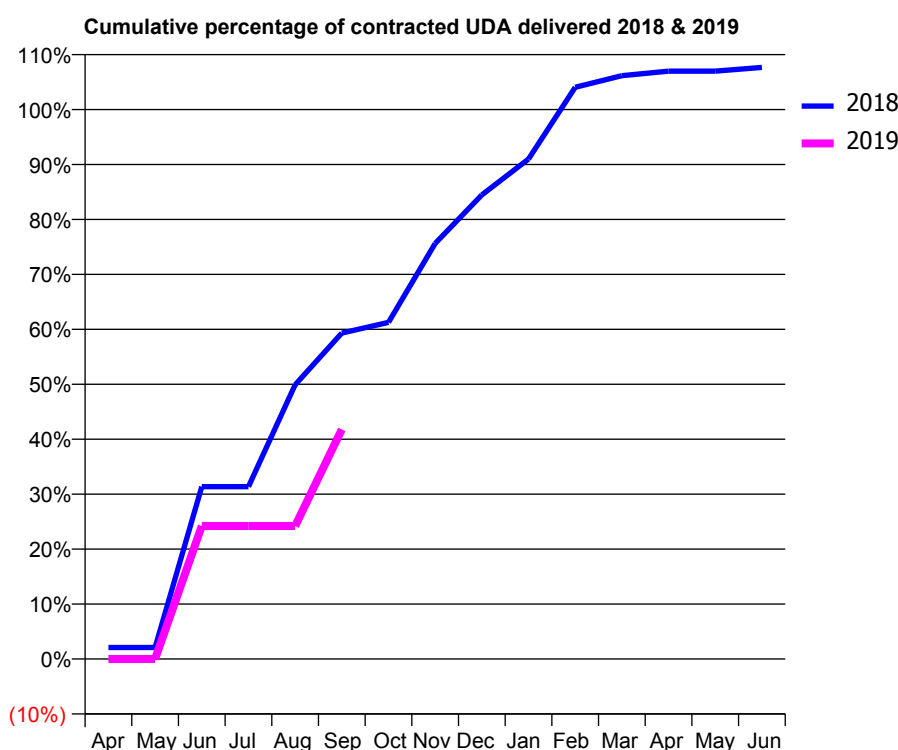
18/19 Contracted general activity (UDA)	475
Carry forward general activity (UDA)	0
18/19 Contracted orthodontic activity (UOA)	0
Carry forward orthodontic activity (UOA)	0
Baseline contract value	£12,820.28

## ACCESS\*

Patients seen in 24 months	Total	Change since previous quarter
Quarter ending September 2017	313	
Quarter ending December 2017	316	→
Quarter ending March 2018	317	→
Quarter ending June 2018	305	↓
Quarter ending September 2018	307	→
<b>Variance since September 2017</b>	<b>(1.9%)</b>	<b>↓</b>



## ACTIVITY



Adjusted Scheduled Activity (UDA)		
Month	2018	2019
April	10	0
May	10	0
June	149	115
July	149	115
August	237	115
September	282	198
October	291	
November	359	
December	401	
January	432	
February	494	
March	504	
April	508	
May	508	
June	511	

## QUALITY

	Quantity	Base Number	Contract	AT	Region	England
% of FP17s for the same patient ID Re-attending within 3 months - Children	2	190	1.1%	9.3%	11.1%	11.6%
% of FP17s for the same patient ID Re-attending within 3 months - Adults	1	12	8.3%	14.9%	15.3%	15.5%
% of FP17s for the same patient ID Re-attending between 3 & 9 months - Children	119	190	62.6%	59.8%	61.1%	58.8%
% of FP17s for the same patient ID Re-attending between 3 & 9 months - Adults	6	12	50.0%	51.6%	52.3%	51.1%
% of FP17s for Band 1 Urgent Courses	2	195	1.0%	9.4%	9.5%	9.0%
% of FP17s Relating to Free Repair or Replacements	0	195	0.0%	0.5%	0.7%	0.8%
% of FP17s Relating to Continuations	0	195	0.0%	0.8%	0.8%	0.9%
% of Patients satisfied with the dentistry they have received	0	0	N/A	92.5%	93.6%	93.3%
% of Patients satisfied with the time they had to wait for an appointment	0	0	N/A	89.8%	88.8%	88.9%

\* This is based on patients treated on this contract for their most recent course of treatment. Figures in italics indicate the base number of FP17s or Patient Questionnaire responses are less than 100. N/A is shown where the base number of responses is less than 10 during the period. % is calculated as Quantity/Base number\*100

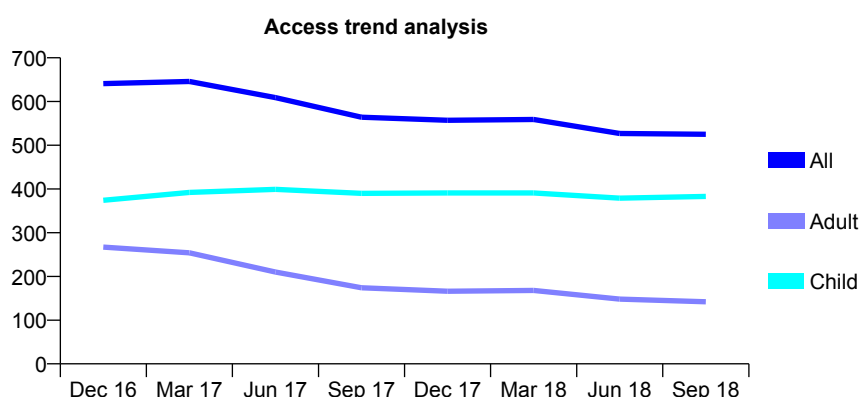
# Q68 - Vital Signs At a Glance Contract Report for 239461/0001 - September 2018

Name or company name	MR SW GREAVES
Contract type name	GDS Contract
Purpose of contract	General
Contract start date	18/06/2012
Contract end date	

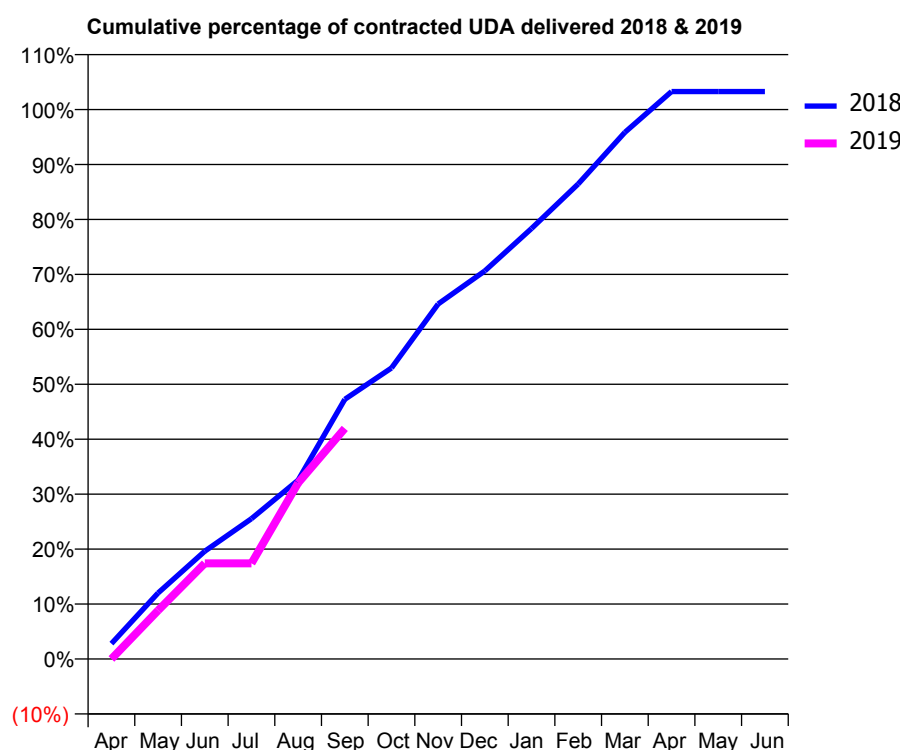
18/19 Contracted general activity (UDA)	1,000
Carry forward general activity (UDA)	0
18/19 Contracted orthodontic activity (UOA)	0
Carry forward orthodontic activity (UOA)	0
Baseline contract value	£22,479.52

## ACCESS\*

Patients seen in 24 months	Total	Change since previous quarter
Quarter ending September 2017	564	
Quarter ending December 2017	557	↓
Quarter ending March 2018	559	→
Quarter ending June 2018	527	↓
Quarter ending September 2018	525	→
<b>Variance since September 2017</b>	<b>(6.9%)</b>	<b>↓</b>



## ACTIVITY



Adjusted Scheduled Activity (UDA)		
Month	2018	2019
April	28	0
May	120	88
June	196	174
July	255	174
August	326	320
September	473	420
October	530	
November	646	
December	706	
January	783	
February	864	
March	958	
April	1,033	
May	1,033	
June	1,033	

## QUALITY

	Quantity	Base Number	Contract	AT	Region	England
% of FP17s for the same patient ID Re-attending within 3 months - Children	10	296	3.4%	9.3%	11.1%	11.6%
% of FP17s for the same patient ID Re-attending within 3 months - Adults	9	71	12.7%	14.9%	15.3%	15.5%
% of FP17s for the same patient ID Re-attending between 3 & 9 months - Children	212	296	71.6%	59.8%	61.1%	58.8%
% of FP17s for the same patient ID Re-attending between 3 & 9 months - Adults	39	71	54.9%	51.6%	52.3%	51.1%
% of FP17s for Band 1 Urgent Courses	13	313	4.2%	9.4%	9.5%	9.0%
% of FP17s Relating to Free Repair or Replacements	0	313	0.0%	0.5%	0.7%	0.8%
% of FP17s Relating to Continuations	0	313	0.0%	0.8%	0.8%	0.9%
% of Patients satisfied with the dentistry they have received	0	0	N/A	92.5%	93.6%	93.3%
% of Patients satisfied with the time they had to wait for an appointment	0	0	N/A	89.8%	88.8%	88.9%

\* This is based on patients treated on this contract for their most recent course of treatment. Figures in italics indicate the base number of FP17s or Patient Questionnaire responses are less than 100. N/A is shown where the base number of responses is less than 10 during the period. % is calculated as Quantity/Base number\*100

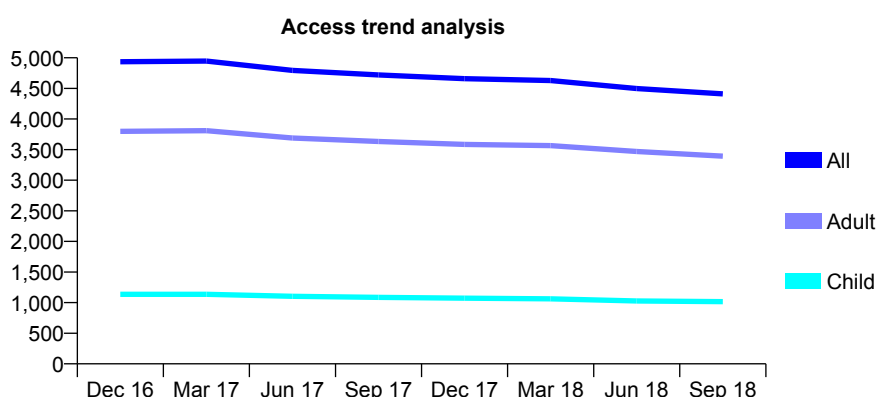
# Q68 - Vital Signs At a Glance Contract Report for 241423/0002 - September 2018

Name or company name	MR R SIVA
Contract type name	GDS Contract
Purpose of contract	General
Contract start date	01/12/2007
Contract end date	

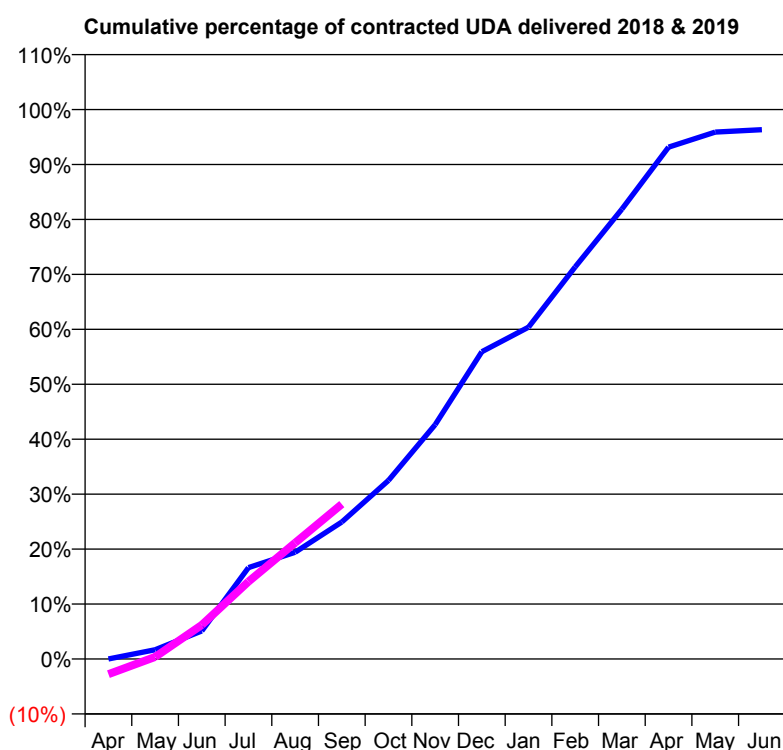
18/19 Contracted general activity (UDA)	15,100
Carry forward general activity (UDA)	544
18/19 Contracted orthodontic activity (UOA)	0
Carry forward orthodontic activity (UOA)	0
Baseline contract value	£360,342.90

## ACCESS\*

Patients seen in 24 months	Total	Change since previous quarter
Quarter ending September 2017	4,719	
Quarter ending December 2017	4,659	↓
Quarter ending March 2018	4,628	→
Quarter ending June 2018	4,497	↓
Quarter ending September 2018	4,410	↓
<b>Variance since September 2017</b>	<b>(6.5%)</b>	<b>↓</b>



## ACTIVITY



Adjusted Scheduled Activity (UDA)		
Month	2018	2019
April	0	-421
May	250	58
June	756	936
July	2,460	2,128
August	2,877	3,194
September	3,691	4,258
October	4,812	
November	6,314	
December	8,278	
January	8,937	
February	10,560	
March	12,116	
April	13,785	
May	14,194	
June	14,257	

## QUALITY

	Quantity	Base Number	Contract	AT	Region	England
% of FP17s for the same patient ID Re-attending within 3 months - Children	56	594	9.4%	9.3%	11.1%	11.6%
% of FP17s for the same patient ID Re-attending within 3 months - Adults	342	1,965	17.4%	14.9%	15.3%	15.5%
% of FP17s for the same patient ID Re-attending between 3 & 9 months - Children	247	594	41.6%	59.8%	61.1%	58.8%
% of FP17s for the same patient ID Re-attending between 3 & 9 months - Adults	683	1,965	34.8%	51.6%	52.3%	51.1%
% of FP17s for Band 1 Urgent Courses	314	2,048	15.3%	9.4%	9.5%	9.0%
% of FP17s Relating to Free Repair or Replacements	0	2,048	0.0%	0.5%	0.7%	0.8%
% of FP17s Relating to Continuations	8	2,048	0.4%	0.8%	0.8%	0.9%
% of Patients satisfied with the dentistry they have received	9	9	N/A	92.5%	93.6%	93.3%
% of Patients satisfied with the time they had to wait for an appointment	9	9	N/A	89.8%	88.8%	88.9%

\* This is based on patients treated on this contract for their most recent course of treatment. Figures in italics indicate the base number of FP17s or Patient Questionnaire responses are less than 100. N/A is shown where the base number of responses is less than 10 during the period. % is calculated as Quantity/Base number\*100

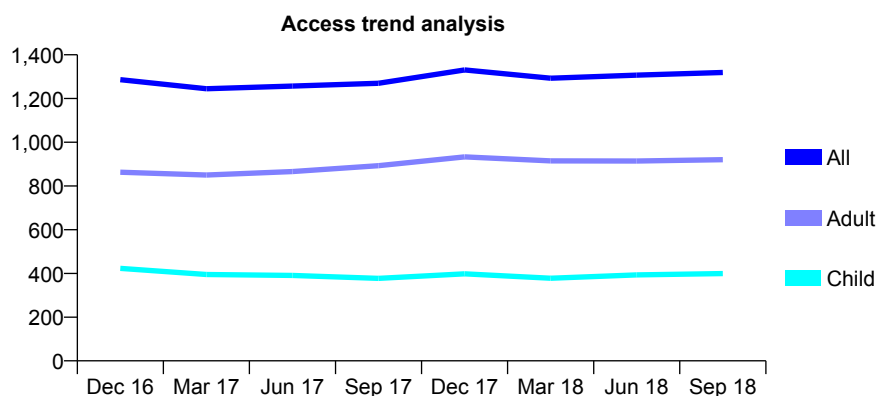
## Q68 - Vital Signs At a Glance Contract Report for 245003/0001 - September 2018

Name or company name	MR K ABODI
Contract type name	GDS Contract
Purpose of contract	General
Contract start date	01/04/2006
Contract end date	

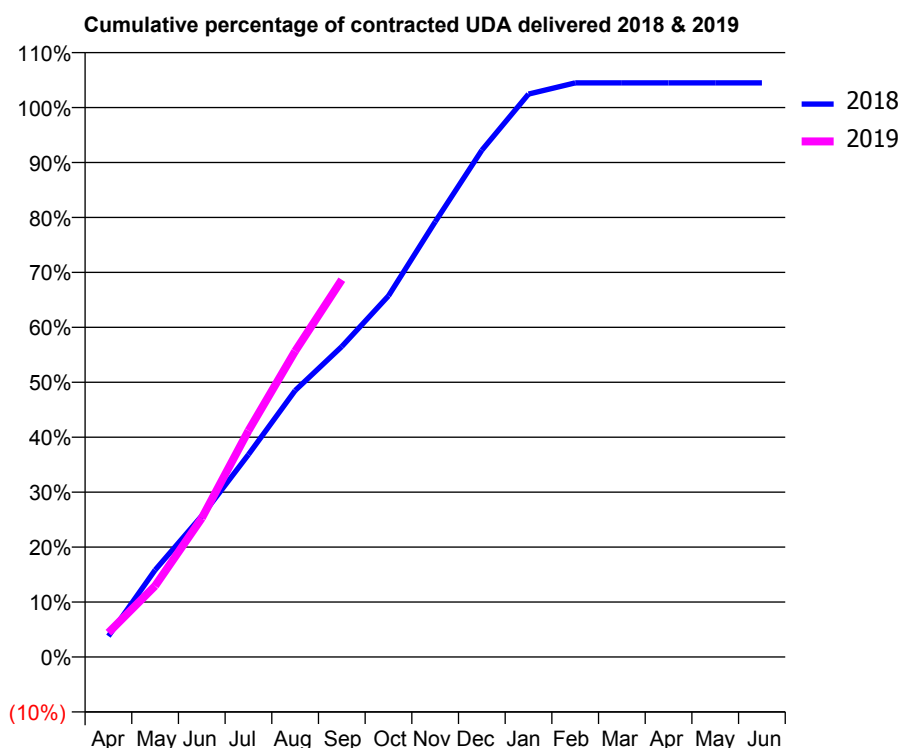
18/19 Contracted general activity (UDA)	2,477
Carry forward general activity (UDA)	0
18/19 Contracted orthodontic activity (UOA)	0
Carry forward orthodontic activity (UOA)	0
Baseline contract value	£61,284.75

### ACCESS\*

Patients seen in 24 months	Total	Change since previous quarter
Quarter ending September 2017	1,270	
Quarter ending December 2017	1,331	↑
Quarter ending March 2018	1,293	↓
Quarter ending June 2018	1,307	→
Quarter ending September 2018	1,319	→
<b>Variance since September 2017</b>	<b>3.9%</b>	<b>↑</b>



### ACTIVITY



Adjusted Scheduled Activity (UDA)		
Month	2018	2019
April	94	109
May	392	321
June	636	626
July	913	1,020
August	1,201	1,379
September	1,400	1,701
October	1,628	
November	1,962	
December	2,285	
January	2,538	
February	2,588	
March	2,588	
April	2,588	
May	2,588	
June	2,588	

### QUALITY

	Quantity	Base Number	Contract	AT	Region	England
% of FP17s for the same patient ID Re-attending within 3 months - Children	14	381	3.7%	9.3%	11.1%	11.6%
% of FP17s for the same patient ID Re-attending within 3 months - Adults	40	594	6.7%	14.9%	15.3%	15.5%
% of FP17s for the same patient ID Re-attending between 3 & 9 months - Children	217	381	57.0%	59.8%	61.1%	58.8%
% of FP17s for the same patient ID Re-attending between 3 & 9 months - Adults	262	594	44.1%	51.6%	52.3%	51.1%
% of FP17s for Band 1 Urgent Courses	59	975	6.1%	9.4%	9.5%	9.0%
% of FP17s Relating to Free Repair or Replacements	0	975	0.0%	0.5%	0.7%	0.8%
% of FP17s Relating to Continuations	0	975	0.0%	0.8%	0.8%	0.9%
% of Patients satisfied with the dentistry they have received	0	0	N/A	92.5%	93.6%	93.3%
% of Patients satisfied with the time they had to wait for an appointment	0	0	N/A	89.8%	88.8%	88.9%

\* This is based on patients treated on this contract for their most recent course of treatment. Figures in italics indicate the base number of FP17s or Patient Questionnaire responses are less than 100. N/A is shown where the base number of responses is less than 10 during the period. % is calculated as Quantity/Base number\*100

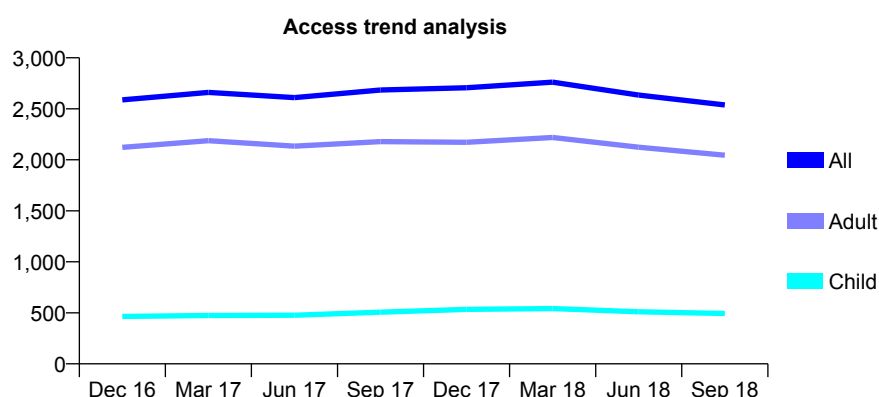
# Q68 - Vital Signs At a Glance Contract Report for 249599/0001 - September 2018

Name or company name	Mr Ambrose Ebhohimen
Contract type name	GDS Contract
Purpose of contract	General
Contract start date	01/04/2006
Contract end date	

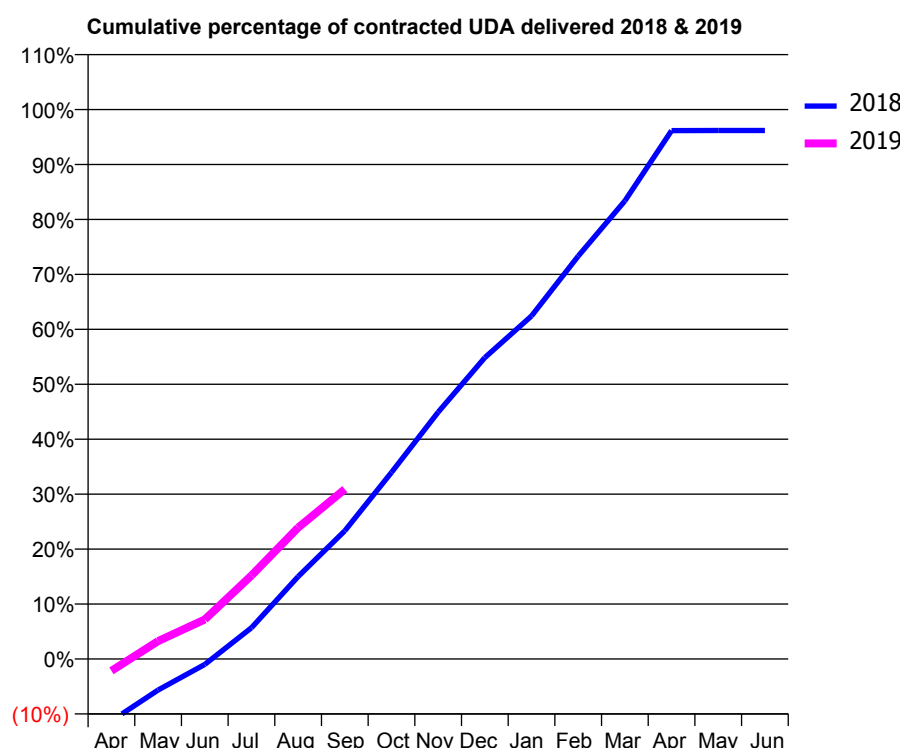
18/19 Contracted general activity (UDA)	9,545
Carry forward general activity (UDA)	364
18/19 Contracted orthodontic activity (UOA)	0
Carry forward orthodontic activity (UOA)	0
Baseline contract value	£214,277.56

## ACCESS\*

Patients seen in 24 months	Total	Change since previous quarter
Quarter ending September 2017	2,684	
Quarter ending December 2017	2,706	→
Quarter ending March 2018	2,761	↑
Quarter ending June 2018	2,634	↓
Quarter ending September 2018	2,538	↓
<b>Variance since September 2017</b>	<b>(5.4%)</b>	<b>↓</b>



## ACTIVITY



Adjusted Scheduled Activity (UDA)		
Month	2018	2019
April	-1,078	-207
May	-541	312
June	-97	687
July	543	1,451
August	1,433	2,284
September	2,226	2,950
October	3,242	
November	4,288	
December	5,236	
January	5,958	
February	6,999	
March	7,957	
April	9,179	
May	9,181	
June	9,181	

## QUALITY

	Quantity	Base Number	Contract	AT	Region	England
% of FP17s for the same patient ID Re-attending within 3 months - Children	30	332	9.0%	9.3%	11.1%	11.6%
% of FP17s for the same patient ID Re-attending within 3 months - Adults	204	1,372	14.9%	14.9%	15.3%	15.5%
% of FP17s for the same patient ID Re-attending between 3 & 9 months - Children	223	332	67.2%	59.8%	61.1%	58.8%
% of FP17s for the same patient ID Re-attending between 3 & 9 months - Adults	871	1,372	63.5%	51.6%	52.3%	51.1%
% of FP17s for Band 1 Urgent Courses	95	1,407	6.8%	9.4%	9.5%	9.0%
% of FP17s Relating to Free Repair or Replacements	9	1,407	0.6%	0.5%	0.7%	0.8%
% of FP17s Relating to Continuations	12	1,407	0.9%	0.8%	0.8%	0.9%
% of Patients satisfied with the dentistry they have received	1	1	N/A	92.5%	93.6%	93.3%
% of Patients satisfied with the time they had to wait for an appointment	1	1	N/A	89.8%	88.8%	88.9%

\* This is based on patients treated on this contract for their most recent course of treatment. Figures in italics indicate the base number of FP17s or Patient Questionnaire responses are less than 100. N/A is shown where the base number of responses is less than 10 during the period. % is calculated as Quantity/Base number\*100

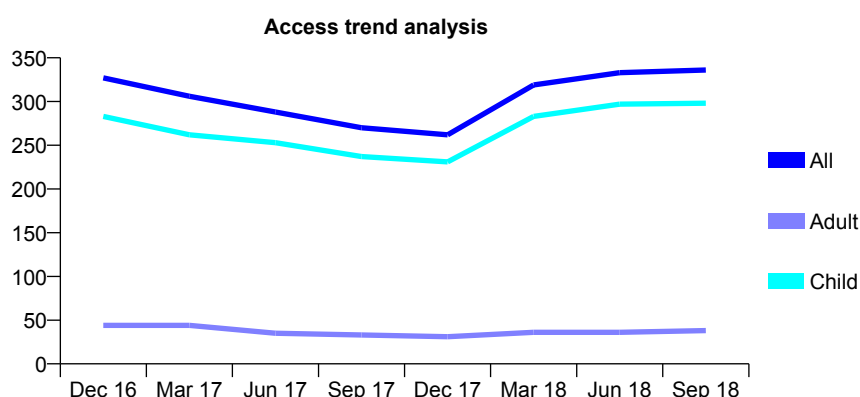
# Q68 - Vital Signs At a Glance Contract Report for 250414/0001 - September 2018

Name or company name	MRS EL CLAYTON-JONES
Contract type name	GDS Contract
Purpose of contract	General
Contract start date	01/12/2011
Contract end date	

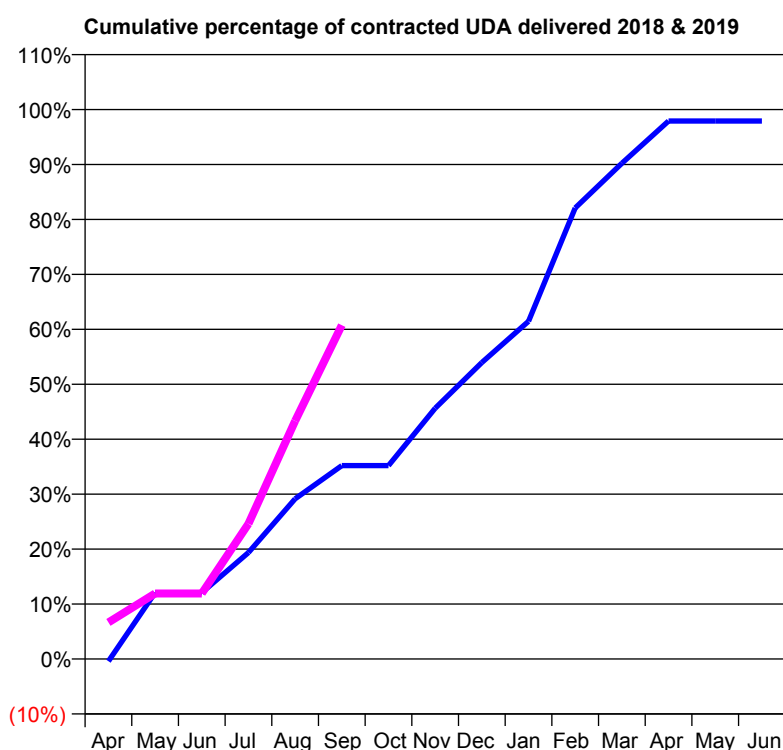
18/19 Contracted general activity (UDA)	480
Carry forward general activity (UDA)	10
18/19 Contracted orthodontic activity (UOA)	0
Carry forward orthodontic activity (UOA)	0
Baseline contract value	£10,787.63

## ACCESS\*

Patients seen in 24 months	Total	Change since previous quarter
Quarter ending September 2017	270	
Quarter ending December 2017	262	↓
Quarter ending March 2018	319	↑
Quarter ending June 2018	333	↑
Quarter ending September 2018	336	→
<b>Variance since September 2017</b>	<b>24.4%</b>	<b>↑</b>



## ACTIVITY



Adjusted Scheduled Activity (UDA)		
Month	2018	2019
April	-2	32
May	58	57
June	58	57
July	93	118
August	140	208
September	169	292
October	169	
November	219	
December	259	
January	295	
February	394	
March	433	
April	470	
May	470	
June	470	

## QUALITY

	Quantity	Base Number	Contract	AT	Region	England
% of FP17s for the same patient ID Re-attending within 3 months - Children	19	263	7.2%	9.3%	11.1%	11.6%
% of FP17s for the same patient ID Re-attending within 3 months - Adults	0	12	0.0%	14.9%	15.3%	15.5%
% of FP17s for the same patient ID Re-attending between 3 & 9 months - Children	166	263	63.1%	59.8%	61.1%	58.8%
% of FP17s for the same patient ID Re-attending between 3 & 9 months - Adults	9	12	75.0%	51.6%	52.3%	51.1%
% of FP17s for Band 1 Urgent Courses	13	244	5.3%	9.4%	9.5%	9.0%
% of FP17s Relating to Free Repair or Replacements	0	244	0.0%	0.5%	0.7%	0.8%
% of FP17s Relating to Continuations	0	244	0.0%	0.8%	0.8%	0.9%
% of Patients satisfied with the dentistry they have received	1	1	N/A	92.5%	93.6%	93.3%
% of Patients satisfied with the time they had to wait for an appointment	1	1	N/A	89.8%	88.8%	88.9%

\* This is based on patients treated on this contract for their most recent course of treatment. Figures in italics indicate the base number of FP17s or Patient Questionnaire responses are less than 100. N/A is shown where the base number of responses is less than 10 during the period. % is calculated as Quantity/Base number\*100



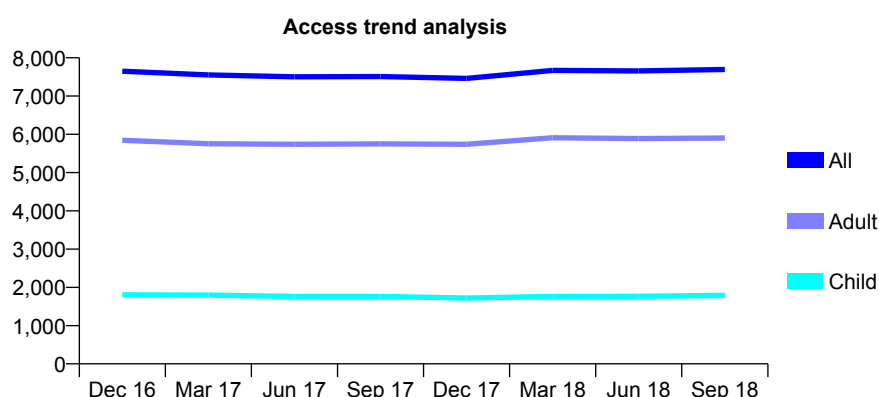
# Q68 - Vital Signs At a Glance Contract Report for 251739/0001 - September 2018

Name or company name	MS BS BHATT
Contract type name	GDS Contract
Purpose of contract	General
Contract start date	01/04/2006
Contract end date	

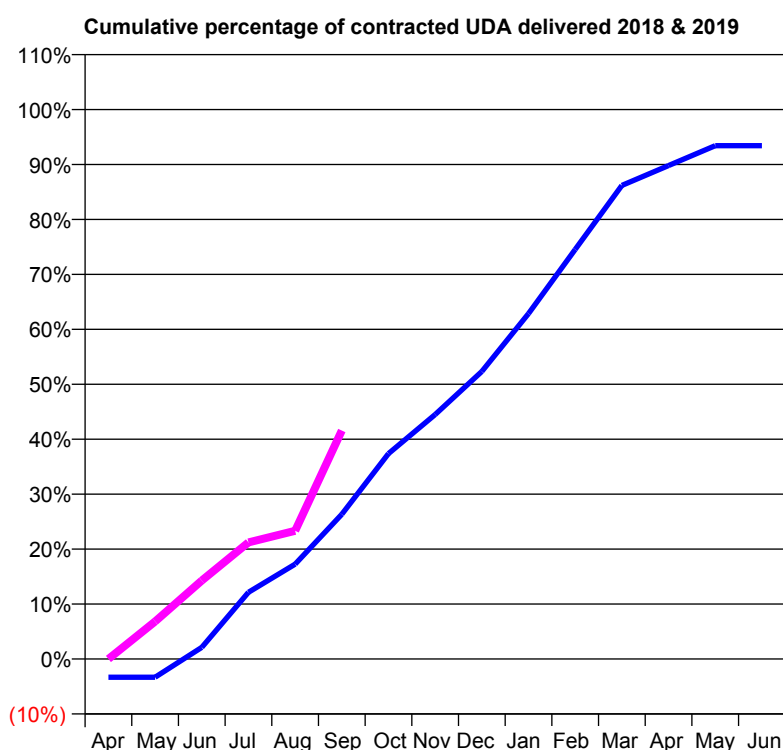
18/19 Contracted general activity (UDA)	16,944
Carry forward general activity (UDA)	0
18/19 Contracted orthodontic activity (UOA)	0
Carry forward orthodontic activity (UOA)	0
Baseline contract value	£380,822.03

## ACCESS\*

Patients seen in 24 months	Total	Change since previous quarter
Quarter ending September 2017	7,510	
Quarter ending December 2017	7,461	→
Quarter ending March 2018	7,671	↑
Quarter ending June 2018	7,656	→
Quarter ending September 2018	7,694	→
<b>Variance since September 2017</b>	<b>2.5%</b>	<b>↑</b>



## ACTIVITY



Adjusted Scheduled Activity (UDA)		
Month	2018	2019
April	-567	0
May	-567	1,157
June	362	2,421
July	2,058	3,597
August	2,926	3,953
September	4,465	7,047
October	6,333	
November	7,537	
December	8,866	
January	10,650	
February	12,629	
March	14,602	
April	15,215	
May	15,828	
June	15,828	

## QUALITY

	Quantity	Base Number	Contract	AT	Region	England
% of FP17s for the same patient ID Re-attending within 3 months - Children	73	1,175	6.2%	9.3%	11.1%	11.6%
% of FP17s for the same patient ID Re-attending within 3 months - Adults	464	3,695	12.6%	14.9%	15.3%	15.5%
% of FP17s for the same patient ID Re-attending between 3 & 9 months - Children	670	1,175	57.0%	59.8%	61.1%	58.8%
% of FP17s for the same patient ID Re-attending between 3 & 9 months - Adults	1,909	3,695	51.7%	51.6%	52.3%	51.1%
% of FP17s for Band 1 Urgent Courses	237	4,202	5.6%	9.4%	9.5%	9.0%
% of FP17s Relating to Free Repair or Replacements	12	4,202	0.3%	0.5%	0.7%	0.8%
% of FP17s Relating to Continuations	9	4,202	0.2%	0.8%	0.8%	0.9%
% of Patients satisfied with the dentistry they have received	4	4	N/A	92.5%	93.6%	93.3%
% of Patients satisfied with the time they had to wait for an appointment	3	4	N/A	89.8%	88.8%	88.9%

\* This is based on patients treated on this contract for their most recent course of treatment. Figures in italics indicate the base number of FP17s or Patient Questionnaire responses are less than 100. N/A is shown where the base number of responses is less than 10 during the period. % is calculated as Quantity/Base number\*100

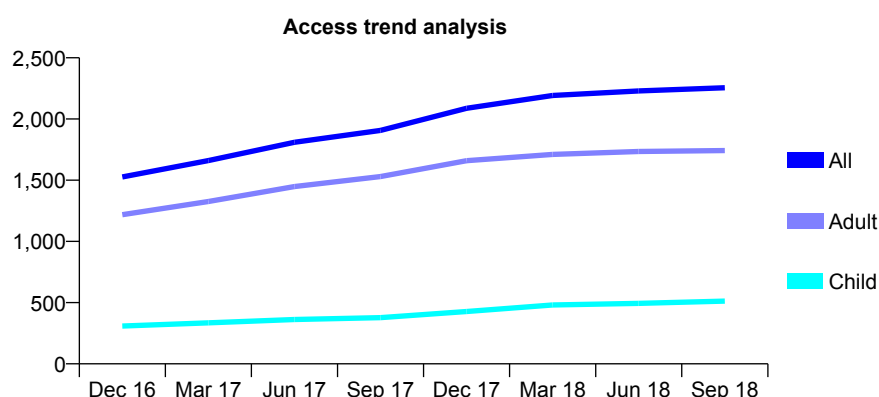
# Q68 - Vital Signs At a Glance Contract Report for 252247/0001 - September 2018

Name or company name	MR DI MIHAYLOV
Contract type name	GDS Contract
Purpose of contract	General
Contract start date	01/10/2015
Contract end date	

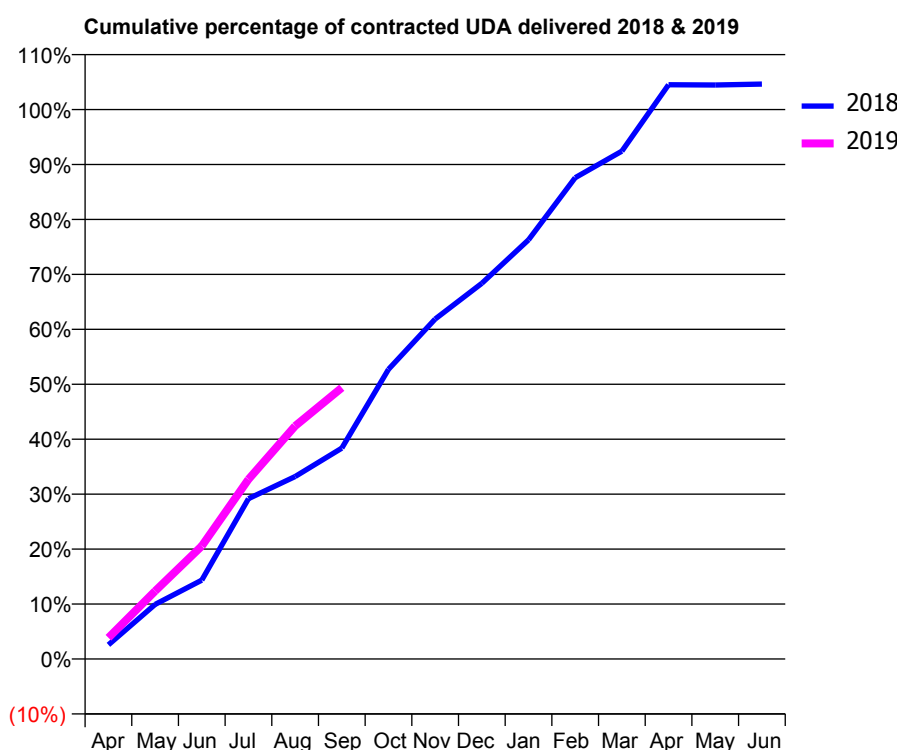
18/19 Contracted general activity (UDA)	6,490
Carry forward general activity (UDA)	0
18/19 Contracted orthodontic activity (UOA)	0
Carry forward orthodontic activity (UOA)	0
Baseline contract value	£150,884.04

## ACCESS\*

Patients seen in 24 months	Total	Change since previous quarter
Quarter ending September 2017	1,907	
Quarter ending December 2017	2,088	↑
Quarter ending March 2018	2,192	↑
Quarter ending June 2018	2,229	→
Quarter ending September 2018	2,255	→
<b>Variance since September 2017</b>	<b>18.2%</b>	<b>↑</b>



## ACTIVITY



Adjusted Scheduled Activity (UDA)		
Month	2018	2019
April	167	251
May	645	802
June	932	1,334
July	1,894	2,122
August	2,155	2,752
September	2,491	3,203
October	3,422	
November	4,016	
December	4,437	
January	4,950	
February	5,684	
March	5,999	
April	6,783	
May	6,779	
June	6,791	

## QUALITY

	Quantity	Base Number	Contract	AT	Region	England
% of FP17s for the same patient ID Re-attending within 3 months - Children	30	410	7.3%	9.3%	11.1%	11.6%
% of FP17s for the same patient ID Re-attending within 3 months - Adults	172	1,278	13.5%	14.9%	15.3%	15.5%
% of FP17s for the same patient ID Re-attending between 3 & 9 months - Children	232	410	56.6%	59.8%	61.1%	58.8%
% of FP17s for the same patient ID Re-attending between 3 & 9 months - Adults	607	1,278	47.5%	51.6%	52.3%	51.1%
% of FP17s for Band 1 Urgent Courses	122	1,396	8.7%	9.4%	9.5%	9.0%
% of FP17s Relating to Free Repair or Replacements	10	1,396	0.7%	0.5%	0.7%	0.8%
% of FP17s Relating to Continuations	12	1,396	0.9%	0.8%	0.8%	0.9%
% of Patients satisfied with the dentistry they have received	2	2	N/A	92.5%	93.6%	93.3%
% of Patients satisfied with the time they had to wait for an appointment	2	2	N/A	89.8%	88.8%	88.9%

\* This is based on patients treated on this contract for their most recent course of treatment. Figures in italics indicate the base number of FP17s or Patient Questionnaire responses are less than 100. N/A is shown where the base number of responses is less than 10 during the period. % is calculated as Quantity/Base number\*100

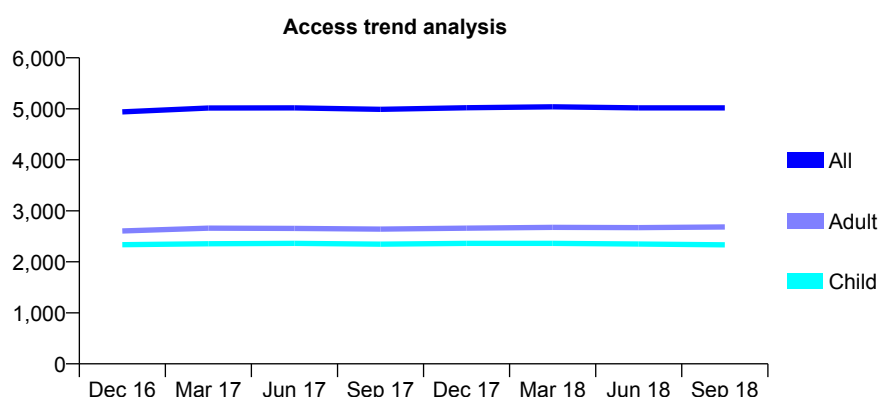
# Q68 - Vital Signs At a Glance Contract Report for 253294/0001 - September 2018

Name or company name	MR PA CARR
Contract type name	GDS Contract
Purpose of contract	General
Contract start date	17/02/2015
Contract end date	

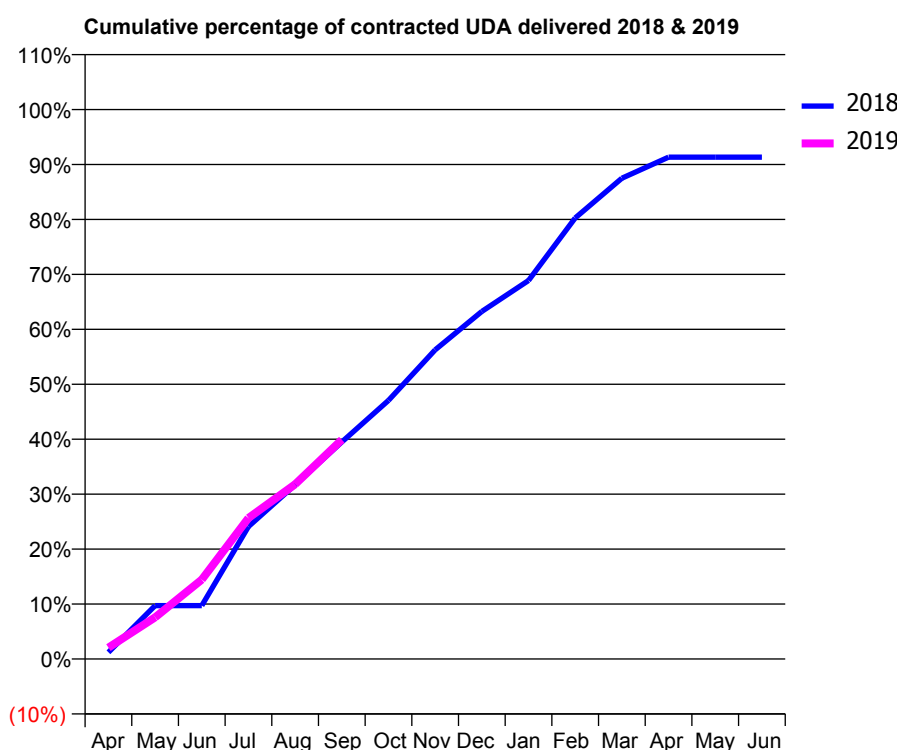
18/19 Contracted general activity (UDA)	12,800
Carry forward general activity (UDA)	0
18/19 Contracted orthodontic activity (UOA)	0
Carry forward orthodontic activity (UOA)	0
Baseline contract value	£288,537.39

## ACCESS\*

Patients seen in 24 months	Total	Change since previous quarter
Quarter ending September 2017	4,990	
Quarter ending December 2017	5,022	→
Quarter ending March 2018	5,038	→
Quarter ending June 2018	5,018	→
Quarter ending September 2018	5,018	→
<b>Variance since September 2017</b>	<b>0.6%</b>	<b>→</b>



## ACTIVITY



Adjusted Scheduled Activity (UDA)		
Month	2018	2019
April	158	265
May	1,243	970
June	1,243	1,851
July	3,087	3,285
August	4,058	4,071
September	5,056	5,109
October	6,024	
November	7,202	
December	8,097	
January	8,816	
February	10,272	
March	11,198	
April	11,691	
May	11,691	
June	11,692	

## QUALITY

	Quantity	Base Number	Contract	AT	Region	England
% of FP17s for the same patient ID Re-attending within 3 months - Children	112	1,716	6.5%	9.3%	11.1%	11.6%
% of FP17s for the same patient ID Re-attending within 3 months - Adults	226	1,679	13.5%	14.9%	15.3%	15.5%
% of FP17s for the same patient ID Re-attending between 3 & 9 months - Children	1,103	1,716	64.3%	59.8%	61.1%	58.8%
% of FP17s for the same patient ID Re-attending between 3 & 9 months - Adults	832	1,679	49.6%	51.6%	52.3%	51.1%
% of FP17s for Band 1 Urgent Courses	250	3,085	8.1%	9.4%	9.5%	9.0%
% of FP17s Relating to Free Repair or Replacements	7	3,085	0.2%	0.5%	0.7%	0.8%
% of FP17s Relating to Continuations	44	3,085	1.4%	0.8%	0.8%	0.9%
% of Patients satisfied with the dentistry they have received	5	5	N/A	92.5%	93.6%	93.3%
% of Patients satisfied with the time they had to wait for an appointment	5	5	N/A	89.8%	88.8%	88.9%

\* This is based on patients treated on this contract for their most recent course of treatment. Figures in italics indicate the base number of FP17s or Patient Questionnaire responses are less than 100. N/A is shown where the base number of responses is less than 10 during the period. % is calculated as Quantity/Base number\*100

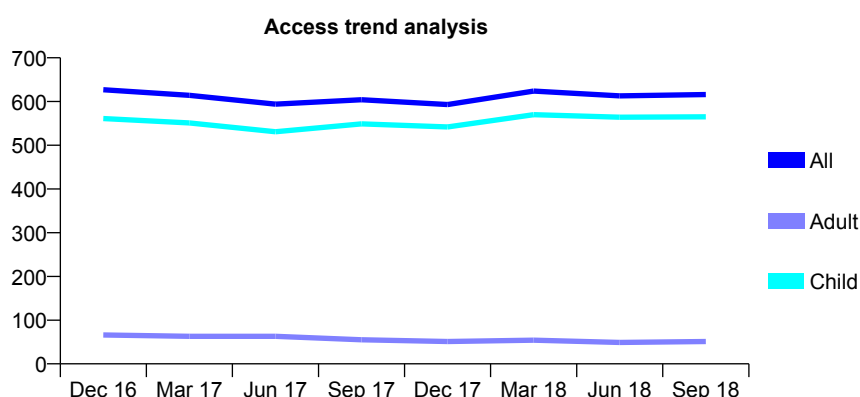
# Q68 - Vital Signs At a Glance Contract Report for 253405/0001 - September 2018

Name or company name	MR J BAROTIAN
Contract type name	GDS Contract
Purpose of contract	General
Contract start date	01/04/2006
Contract end date	

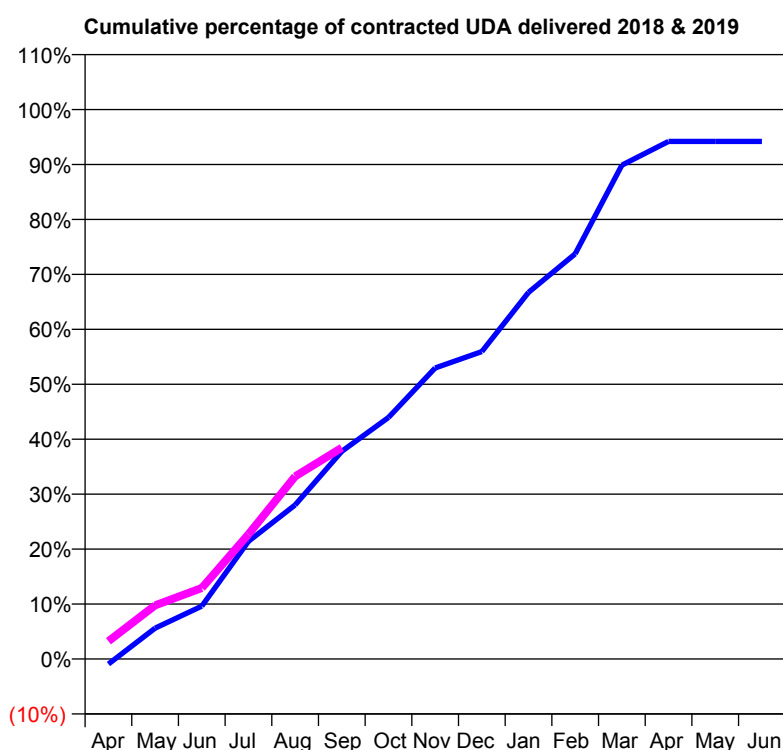
18/19 Contracted general activity (UDA)	1,300
Carry forward general activity (UDA)	0
18/19 Contracted orthodontic activity (UOA)	0
Carry forward orthodontic activity (UOA)	0
Baseline contract value	£33,358.08

## ACCESS\*

Patients seen in 24 months	Total	Change since previous quarter
Quarter ending September 2017	604	
Quarter ending December 2017	593	↓
Quarter ending March 2018	624	↑
Quarter ending June 2018	613	↓
Quarter ending September 2018	616	→
<b>Variance since September 2017</b>	<b>2.0%</b>	<b>→</b>



## ACTIVITY



Adjusted Scheduled Activity (UDA)		
Month	2018	2019
April	-12	42
May	73	127
June	125	168
July	278	295
August	364	432
September	491	500
October	571	
November	688	
December	727	
January	867	
February	958	
March	1,168	
April	1,224	
May	1,224	
June	1,224	

## QUALITY

	Quantity	Base Number	Contract	AT	Region	England
% of FP17s for the same patient ID Re-attending within 3 months - Children	14	413	3.4%	9.3%	11.1%	11.6%
% of FP17s for the same patient ID Re-attending within 3 months - Adults	0	0	N/A	14.9%	15.3%	15.5%
% of FP17s for the same patient ID Re-attending between 3 & 9 months - Children	295	413	71.4%	59.8%	61.1%	58.8%
% of FP17s for the same patient ID Re-attending between 3 & 9 months - Adults	0	0	N/A	51.6%	52.3%	51.1%
% of FP17s for Band 1 Urgent Courses	0	377	0.0%	9.4%	9.5%	9.0%
% of FP17s Relating to Free Repair or Replacements	0	377	0.0%	0.5%	0.7%	0.8%
% of FP17s Relating to Continuations	0	377	0.0%	0.8%	0.8%	0.9%
% of Patients satisfied with the dentistry they have received	0	0	N/A	92.5%	93.6%	93.3%
% of Patients satisfied with the time they had to wait for an appointment	0	0	N/A	89.8%	88.8%	88.9%

\* This is based on patients treated on this contract for their most recent course of treatment. Figures in italics indicate the base number of FP17s or Patient Questionnaire responses are less than 100. N/A is shown where the base number of responses is less than 10 during the period. % is calculated as Quantity/Base number\*100

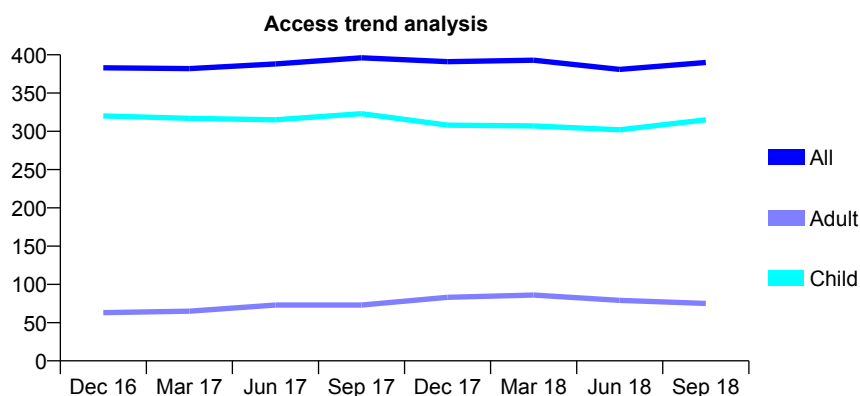
# Q68 - Vital Signs At a Glance Contract Report for 253529/0002 - September 2018

Name or company name	MR N JANSEN VAN RENSBURG
Contract type name	GDS Contract
Purpose of contract	General
Contract start date	01/11/2006
Contract end date	

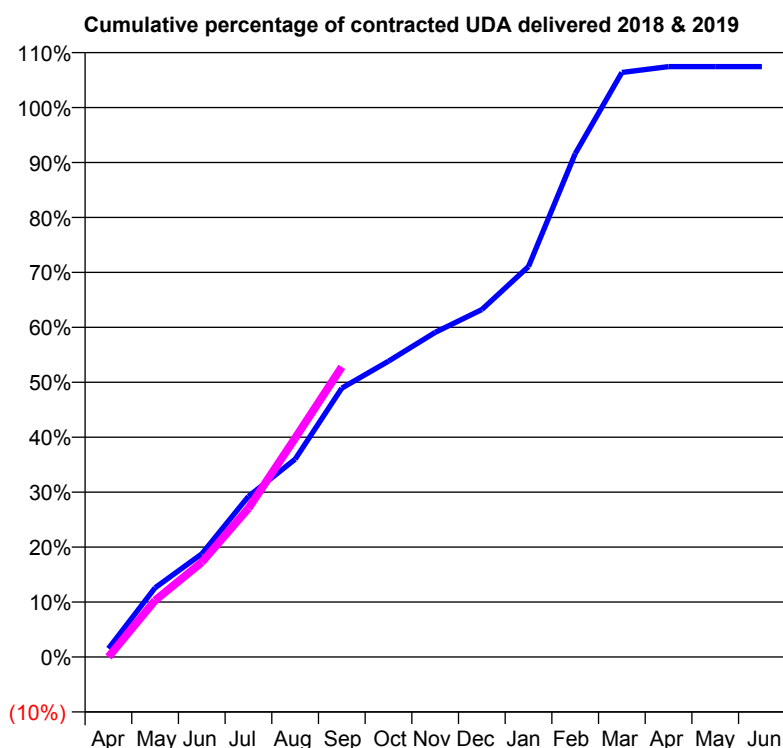
18/19 Contracted general activity (UDA)	650
Carry forward general activity (UDA)	0
18/19 Contracted orthodontic activity (UOA)	0
Carry forward orthodontic activity (UOA)	0
Baseline contract value	£14,611.39

## ACCESS\*

Patients seen in 24 months	Total	Change since previous quarter
Quarter ending September 2017	396	
Quarter ending December 2017	391	↓
Quarter ending March 2018	393	→
Quarter ending June 2018	381	↓
Quarter ending September 2018	390	↑
<b>Variance since September 2017</b>	<b>(1.5%)</b>	<b>↓</b>



## ACTIVITY



Adjusted Scheduled Activity (UDA)		
Month	2018	2019
April	10	0
May	82	67
June	122	112
July	190	176
August	234	259
September	318	343
October	350	
November	384	
December	411	
January	462	
February	595	
March	691	
April	698	
May	698	
June	698	

## QUALITY

	Quantity	Base Number	Contract	AT	Region	England
% of FP17s for the same patient ID Re-attending within 3 months - Children	5	201	2.5%	9.3%	11.1%	11.6%
% of FP17s for the same patient ID Re-attending within 3 months - Adults	1	20	5.0%	14.9%	15.3%	15.5%
% of FP17s for the same patient ID Re-attending between 3 & 9 months - Children	87	201	43.3%	59.8%	61.1%	58.8%
% of FP17s for the same patient ID Re-attending between 3 & 9 months - Adults	7	20	35.0%	51.6%	52.3%	51.1%
% of FP17s for Band 1 Urgent Courses	1	216	0.5%	9.4%	9.5%	9.0%
% of FP17s Relating to Free Repair or Replacements	0	216	0.0%	0.5%	0.7%	0.8%
% of FP17s Relating to Continuations	0	216	0.0%	0.8%	0.8%	0.9%
% of Patients satisfied with the dentistry they have received	0	0	N/A	92.5%	93.6%	93.3%
% of Patients satisfied with the time they had to wait for an appointment	0	0	N/A	89.8%	88.8%	88.9%

\* This is based on patients treated on this contract for their most recent course of treatment. Figures in italics indicate the base number of FP17s or Patient Questionnaire responses are less than 100. N/A is shown where the base number of responses is less than 10 during the period. % is calculated as Quantity/Base number\*100

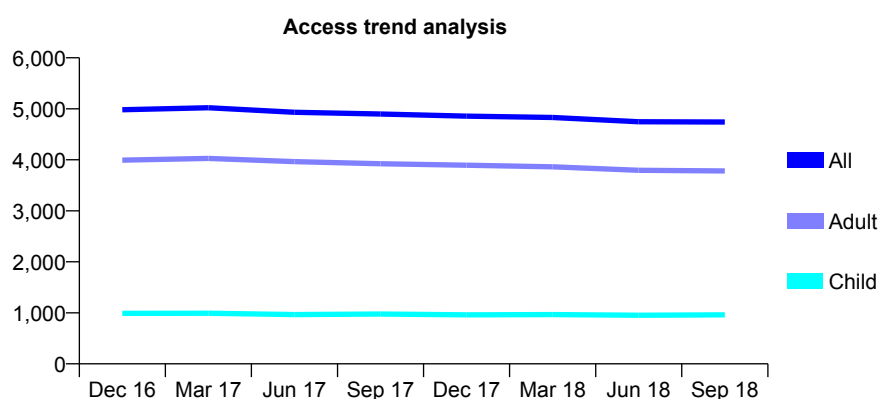
## Q68 - Vital Signs At a Glance Contract Report for 253634/0002 - September 2018

Name or company name	MR K CHRISTIAN
Contract type name	GDS Contract
Purpose of contract	General
Contract start date	01/04/2006
Contract end date	

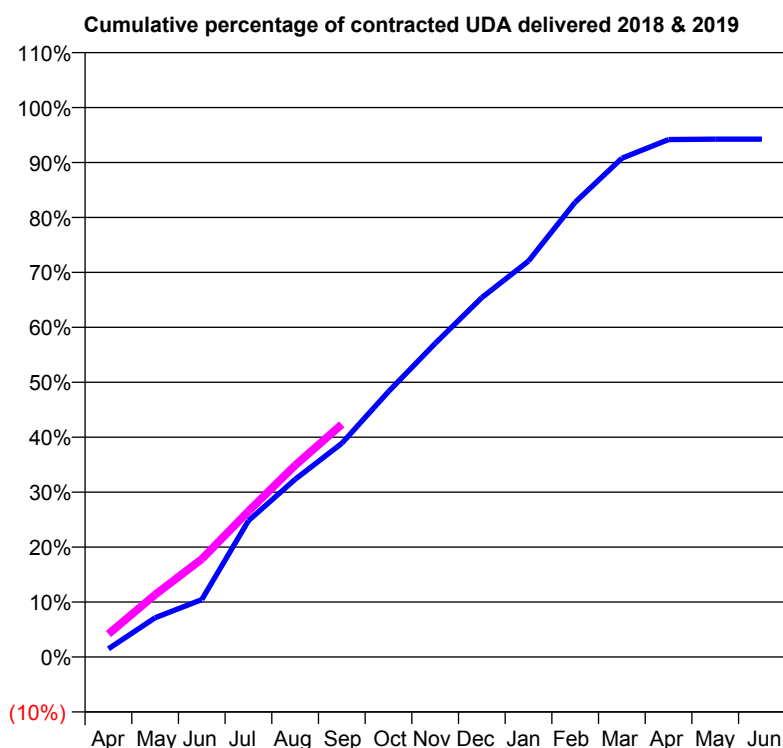
18/19 Contracted general activity (UDA)	12,660
Carry forward general activity (UDA)	0
18/19 Contracted orthodontic activity (UOA)	0
Carry forward orthodontic activity (UOA)	0
Baseline contract value	£284,584.74

### ACCESS\*

Patients seen in 24 months	Total	Change since previous quarter
Quarter ending September 2017	4,899	
Quarter ending December 2017	4,856	→
Quarter ending March 2018	4,829	→
Quarter ending June 2018	4,747	↓
Quarter ending September 2018	4,742	→
<b>Variance since September 2017</b>	<b>(3.2%)</b>	<b>↓</b>



### ACTIVITY



Adjusted Scheduled Activity (UDA)		
Month	2018	2019
April	189	531
May	904	1,435
June	1,322	2,257
July	3,140	3,360
August	4,094	4,415
September	4,925	5,360
October	6,115	
November	7,224	
December	8,282	
January	9,122	
February	10,479	
March	11,491	
April	11,921	
May	11,931	
June	11,931	

### QUALITY

	Quantity	Base Number	Contract	AT	Region	England
% of FP17s for the same patient ID Re-attending within 3 months - Children	40	776	5.2%	9.3%	11.1%	11.6%
% of FP17s for the same patient ID Re-attending within 3 months - Adults	313	2,867	10.9%	14.9%	15.3%	15.5%
% of FP17s for the same patient ID Re-attending between 3 & 9 months - Children	542	776	69.8%	59.8%	61.1%	58.8%
% of FP17s for the same patient ID Re-attending between 3 & 9 months - Adults	1,990	2,867	69.4%	51.6%	52.3%	51.1%
% of FP17s for Band 1 Urgent Courses	238	3,366	7.1%	9.4%	9.5%	9.0%
% of FP17s Relating to Free Repair or Replacements	17	3,366	0.5%	0.5%	0.7%	0.8%
% of FP17s Relating to Continuations	7	3,366	0.2%	0.8%	0.8%	0.9%
% of Patients satisfied with the dentistry they have received	3	3	N/A	92.5%	93.6%	93.3%
% of Patients satisfied with the time they had to wait for an appointment	3	3	N/A	89.8%	88.8%	88.9%

\* This is based on patients treated on this contract for their most recent course of treatment. Figures in italics indicate the base number of FP17s or Patient Questionnaire responses are less than 100. N/A is shown where the base number of responses is less than 10 during the period. % is calculated as Quantity/Base number\*100

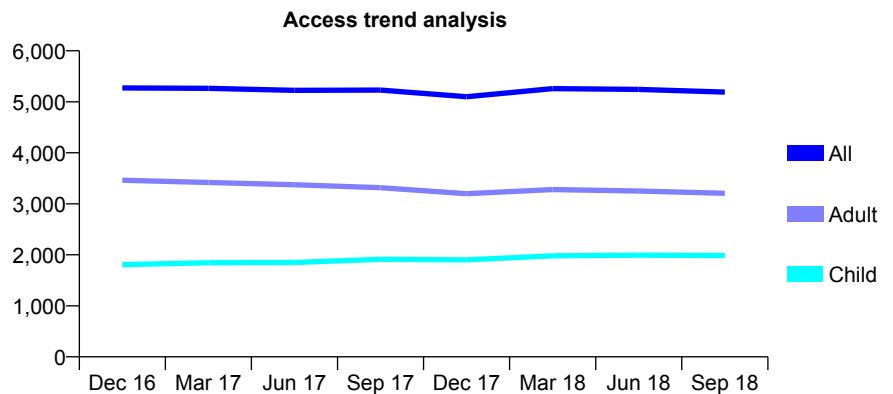
## Q68 - Vital Signs At a Glance Contract Report for 262803/0004 - September 2018

Name or company name	MR SA BUTT
Contract type name	GDS Contract
Purpose of contract	General
Contract start date	01/04/2006
Contract end date	

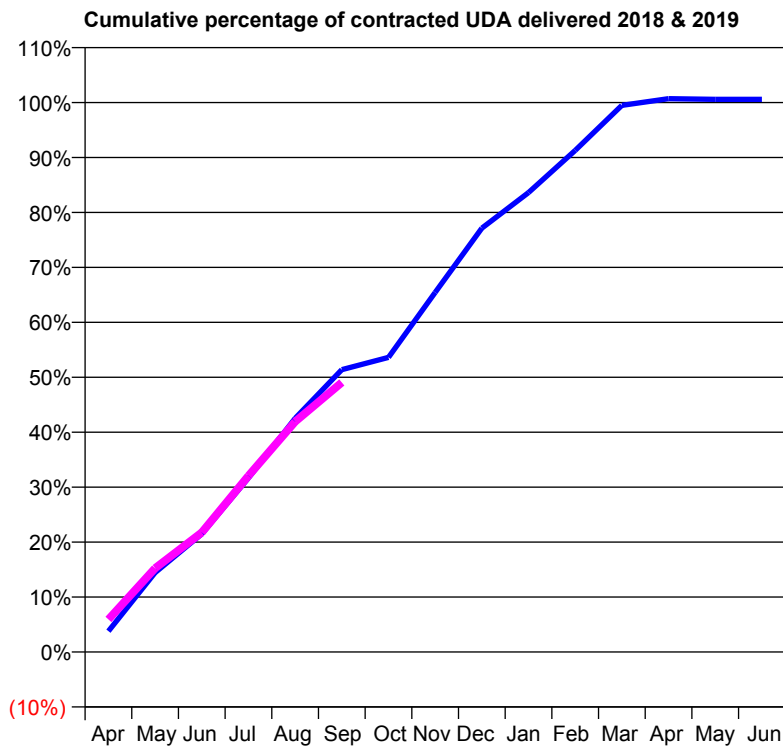
18/19 Contracted general activity (UDA)	8,741
Carry forward general activity (UDA)	0
18/19 Contracted orthodontic activity (UOA)	0
Carry forward orthodontic activity (UOA)	0
Baseline contract value	£202,176.23

### ACCESS\*

Patients seen in 24 months	Total	Change since previous quarter
Quarter ending September 2017	5,229	
Quarter ending December 2017	5,099	↓
Quarter ending March 2018	5,260	↑
Quarter ending June 2018	5,244	→
Quarter ending September 2018	5,191	↓
<b>Variance since September 2017</b>	<b>(0.7%)</b>	→



### ACTIVITY



Adjusted Scheduled Activity (UDA)		
Month	2018	2019
April	332	518
May	1,263	1,333
June	1,878	1,902
July	2,768	2,802
August	3,718	3,665
September	4,492	4,289
October	4,686	
November	5,721	
December	6,742	
January	7,308	
February	7,978	
March	8,696	
April	8,802	
May	8,791	
June	8,791	

### QUALITY

	Quantity	Base Number	Contract	AT	Region	England
% of FP17s for the same patient ID Re-attending within 3 months - Children	85	1,325	6.4%	9.3%	11.1%	11.6%
% of FP17s for the same patient ID Re-attending within 3 months - Adults	243	1,782	13.6%	14.9%	15.3%	15.5%
% of FP17s for the same patient ID Re-attending between 3 & 9 months - Children	663	1,325	50.0%	59.8%	61.1%	58.8%
% of FP17s for the same patient ID Re-attending between 3 & 9 months - Adults	729	1,782	40.9%	51.6%	52.3%	51.1%
% of FP17s for Band 1 Urgent Courses	299	2,190	13.7%	9.4%	9.5%	9.0%
% of FP17s Relating to Free Repair or Replacements	17	2,190	0.8%	0.5%	0.7%	0.8%
% of FP17s Relating to Continuations	1	2,190	0.0%	0.8%	0.8%	0.9%
% of Patients satisfied with the dentistry they have received	0	0	N/A	92.5%	93.6%	93.3%
% of Patients satisfied with the time they had to wait for an appointment	0	0	N/A	89.8%	88.8%	88.9%

\* This is based on patients treated on this contract for their most recent course of treatment. Figures in italics indicate the base number of FP17s or Patient Questionnaire responses are less than 100. N/A is shown where the base number of responses is less than 10 during the period. % is calculated as Quantity/Base number\*100



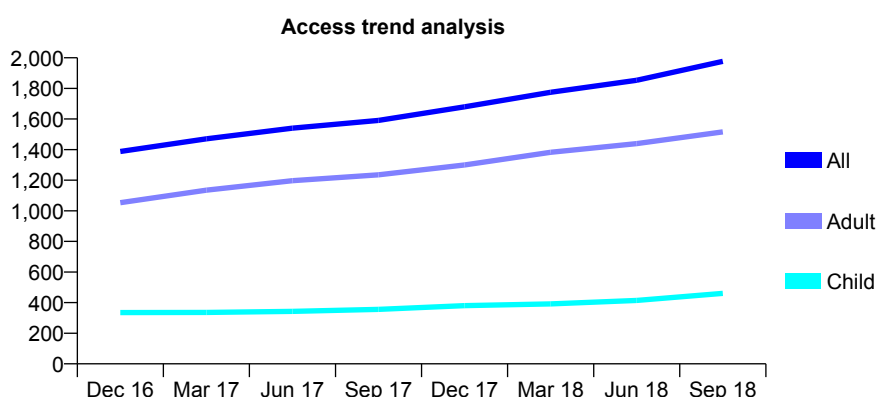
# Q68 - Vital Signs At a Glance Contract Report for 263656/0004 - September 2018

Name or company name	Sarah Almashat
Contract type name	GDS Contract
Purpose of contract	General
Contract start date	01/09/2011
Contract end date	

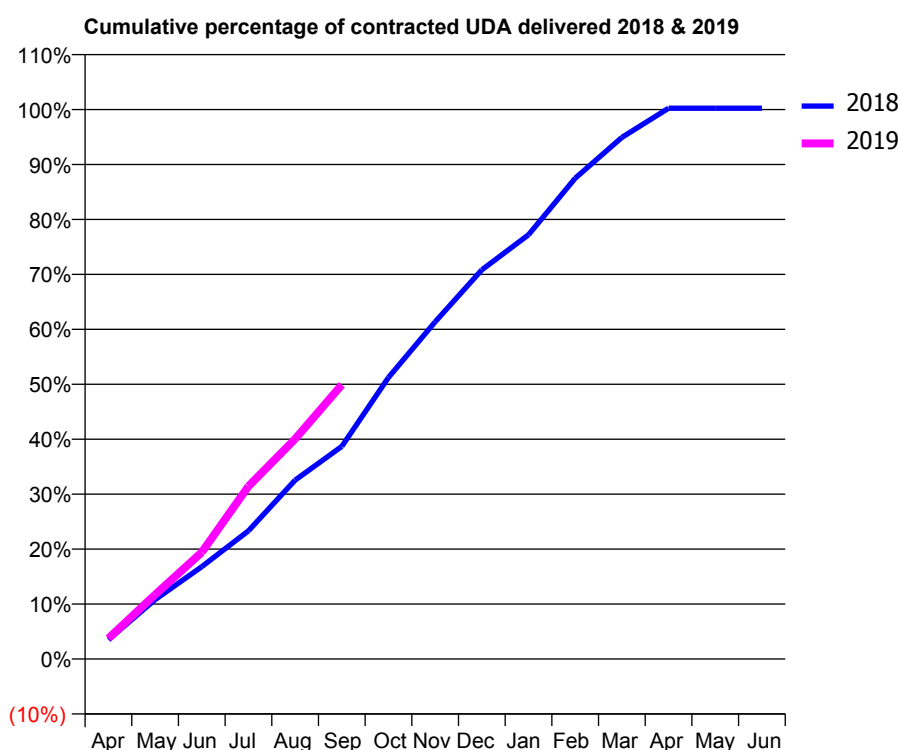
18/19 Contracted general activity (UDA)	5,000
Carry forward general activity (UDA)	0
18/19 Contracted orthodontic activity (UOA)	0
Carry forward orthodontic activity (UOA)	0
Baseline contract value	£129,239.82

## ACCESS\*

Patients seen in 24 months	Total	Change since previous quarter
Quarter ending September 2017	1,591	
Quarter ending December 2017	1,680	↑
Quarter ending March 2018	1,775	↑
Quarter ending June 2018	1,853	↑
Quarter ending September 2018	1,977	↑
<b>Variance since September 2017</b>	<b>24.3%</b>	<b>↑</b>



## ACTIVITY



Adjusted Scheduled Activity (UDA)		
Month	2018	2019
April	175	188
May	541	586
June	841	971
July	1,166	1,572
August	1,628	2,003
September	1,935	2,496
October	2,562	
November	3,068	
December	3,541	
January	3,860	
February	4,375	
March	4,746	
April	5,012	
May	5,012	
June	5,012	

## QUALITY

	Quantity	Base Number	Contract	AT	Region	England
% of FP17s for the same patient ID Re-attending within 3 months - Children	24	368	6.5%	9.3%	11.1%	11.6%
% of FP17s for the same patient ID Re-attending within 3 months - Adults	133	1,072	12.4%	14.9%	15.3%	15.5%
% of FP17s for the same patient ID Re-attending between 3 & 9 months - Children	185	368	50.3%	59.8%	61.1%	58.8%
% of FP17s for the same patient ID Re-attending between 3 & 9 months - Adults	555	1,072	51.8%	51.6%	52.3%	51.1%
% of FP17s for Band 1 Urgent Courses	94	1,339	7.0%	9.4%	9.5%	9.0%
% of FP17s Relating to Free Repair or Replacements	1	1,339	0.1%	0.5%	0.7%	0.8%
% of FP17s Relating to Continuations	19	1,339	1.4%	0.8%	0.8%	0.9%
% of Patients satisfied with the dentistry they have received	1	2	N/A	92.5%	93.6%	93.3%
% of Patients satisfied with the time they had to wait for an appointment	1	2	N/A	89.8%	88.8%	88.9%

\* This is based on patients treated on this contract for their most recent course of treatment. Figures in italics indicate the base number of FP17s or Patient Questionnaire responses are less than 100. N/A is shown where the base number of responses is less than 10 during the period. % is calculated as Quantity/Base number\*100

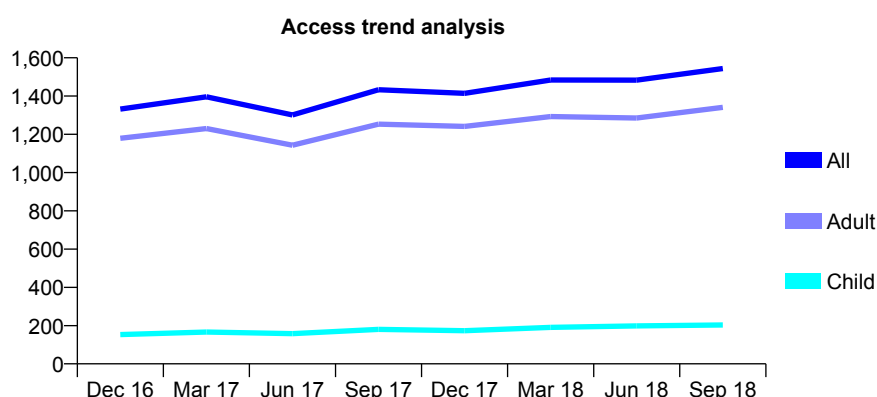
# Q68 - Vital Signs At a Glance Contract Report for 268763/0002 - September 2018

Name or company name	MR KR MAYALL
Contract type name	GDS Contract
Purpose of contract	General
Contract start date	01/10/2012
Contract end date	

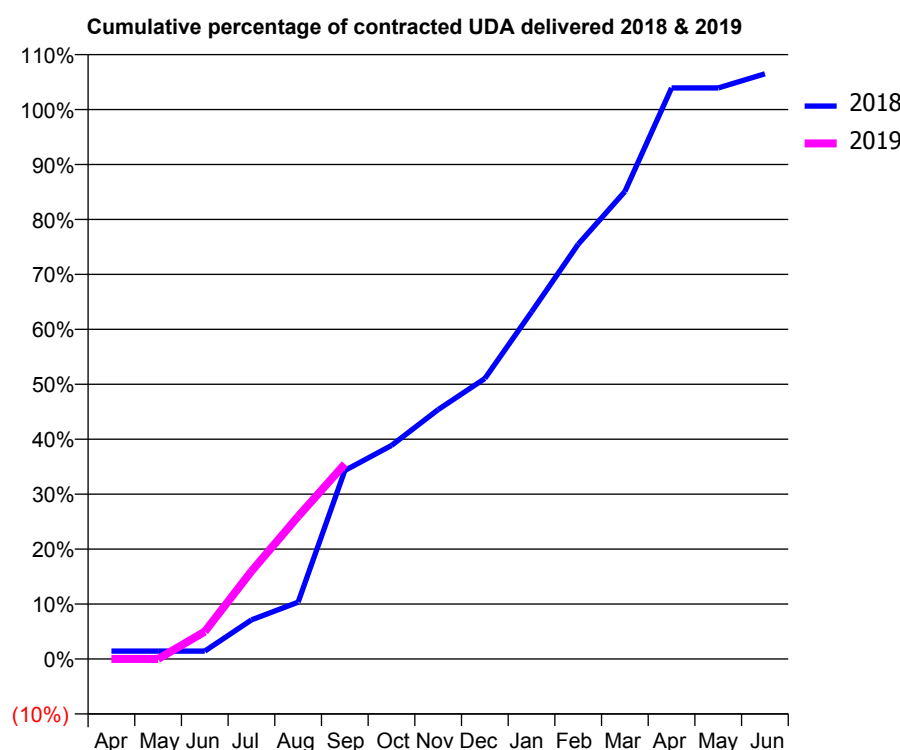
18/19 Contracted general activity (UDA)	4,778
Carry forward general activity (UDA)	0
18/19 Contracted orthodontic activity (UOA)	0
Carry forward orthodontic activity (UOA)	0
Baseline contract value	£136,361.35

## ACCESS\*

Patients seen in 24 months	Total	Change since previous quarter
Quarter ending September 2017	1,433	
Quarter ending December 2017	1,414	↓
Quarter ending March 2018	1,484	↑
Quarter ending June 2018	1,483	→
Quarter ending September 2018	1,544	↑
<b>Variance since September 2017</b>	<b>7.7%</b>	<b>↑</b>



## ACTIVITY



Adjusted Scheduled Activity (UDA)		
Month	2018	2019
April	69	0
May	69	0
June	69	238
July	341	764
August	494	1,240
September	1,639	1,695
October	1,857	
November	2,169	
December	2,439	
January	3,018	
February	3,606	
March	4,064	
April	4,966	
May	4,966	
June	5,088	

## QUALITY

	Quantity	Base Number	Contract	AT	Region	England
% of FP17s for the same patient ID Re-attending within 3 months - Children	5	113	4.4%	9.3%	11.1%	11.6%
% of FP17s for the same patient ID Re-attending within 3 months - Adults	88	700	12.6%	14.9%	15.3%	15.5%
% of FP17s for the same patient ID Re-attending between 3 & 9 months - Children	38	113	33.6%	59.8%	61.1%	58.8%
% of FP17s for the same patient ID Re-attending between 3 & 9 months - Adults	197	700	28.1%	51.6%	52.3%	51.1%
% of FP17s for Band 1 Urgent Courses	81	569	14.2%	9.4%	9.5%	9.0%
% of FP17s Relating to Free Repair or Replacements	1	569	0.2%	0.5%	0.7%	0.8%
% of FP17s Relating to Continuations	0	569	0.0%	0.8%	0.8%	0.9%
% of Patients satisfied with the dentistry they have received	1	1	N/A	92.5%	93.6%	93.3%
% of Patients satisfied with the time they had to wait for an appointment	1	1	N/A	89.8%	88.8%	88.9%

\* This is based on patients treated on this contract for their most recent course of treatment. Figures in italics indicate the base number of FP17s or Patient Questionnaire responses are less than 100. N/A is shown where the base number of responses is less than 10 during the period. % is calculated as Quantity/Base number\*100

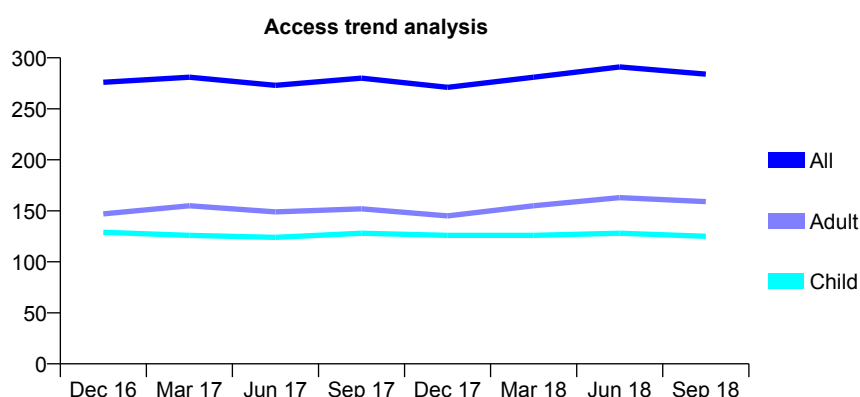
# Q68 - Vital Signs At a Glance Contract Report for 272388/0001 - September 2018

Name or company name	MISS B LOGAN
Contract type name	GDS Contract
Purpose of contract	General
Contract start date	17/06/2011
Contract end date	

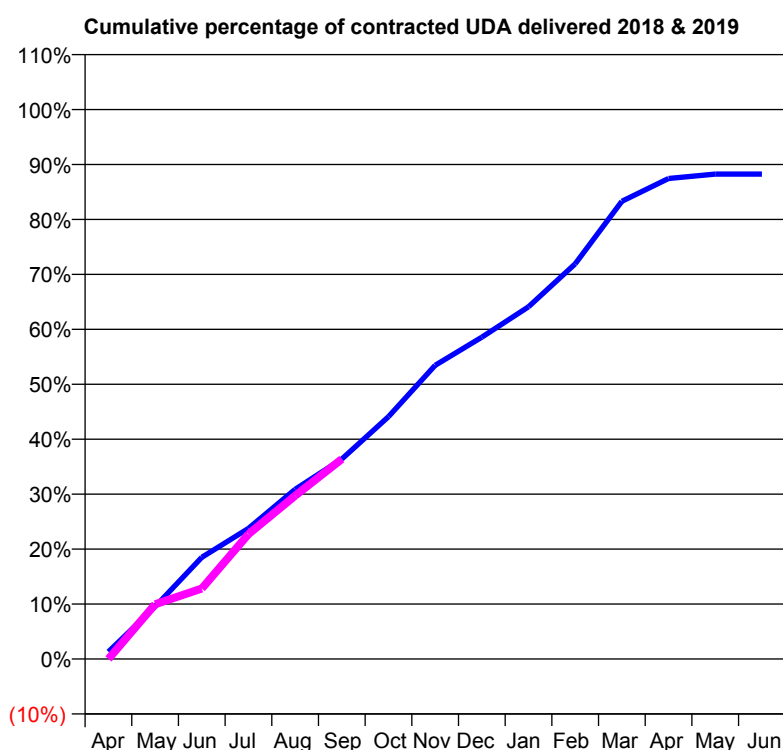
18/19 Contracted general activity (UDA)	750
Carry forward general activity (UDA)	0
18/19 Contracted orthodontic activity (UOA)	0
Carry forward orthodontic activity (UOA)	0
Baseline contract value	£17,751.39

## ACCESS\*

Patients seen in 24 months	Total	Change since previous quarter
Quarter ending September 2017	280	
Quarter ending December 2017	271	↓
Quarter ending March 2018	281	↑
Quarter ending June 2018	291	↑
Quarter ending September 2018	284	↓
Variance since September 2017	1.4%	→



## ACTIVITY



Adjusted Scheduled Activity (UDA)		
Month	2018	2019
April	10	0
May	71	75
June	139	96
July	178	170
August	232	223
September	273	273
October	331	
November	401	
December	439	
January	481	
February	539	
March	625	
April	656	
May	662	
June	662	

## QUALITY

	Quantity	Base Number	Contract	AT	Region	England
% of FP17s for the same patient ID Re-attending within 3 months - Children	10	99	10.1%	9.3%	11.1%	11.6%
% of FP17s for the same patient ID Re-attending within 3 months - Adults	14	110	12.7%	14.9%	15.3%	15.5%
% of FP17s for the same patient ID Re-attending between 3 & 9 months - Children	64	99	64.6%	59.8%	61.1%	58.8%
% of FP17s for the same patient ID Re-attending between 3 & 9 months - Adults	65	110	59.1%	51.6%	52.3%	51.1%
% of FP17s for Band 1 Urgent Courses	15	186	8.1%	9.4%	9.5%	9.0%
% of FP17s Relating to Free Repair or Replacements	0	186	0.0%	0.5%	0.7%	0.8%
% of FP17s Relating to Continuations	1	186	0.5%	0.8%	0.8%	0.9%
% of Patients satisfied with the dentistry they have received	2	3	N/A	92.5%	93.6%	93.3%
% of Patients satisfied with the time they had to wait for an appointment	3	3	N/A	89.8%	88.8%	88.9%

\* This is based on patients treated on this contract for their most recent course of treatment. Figures in italics indicate the base number of FP17s or Patient Questionnaire responses are less than 100. N/A is shown where the base number of responses is less than 10 during the period. % is calculated as Quantity/Base number\*100

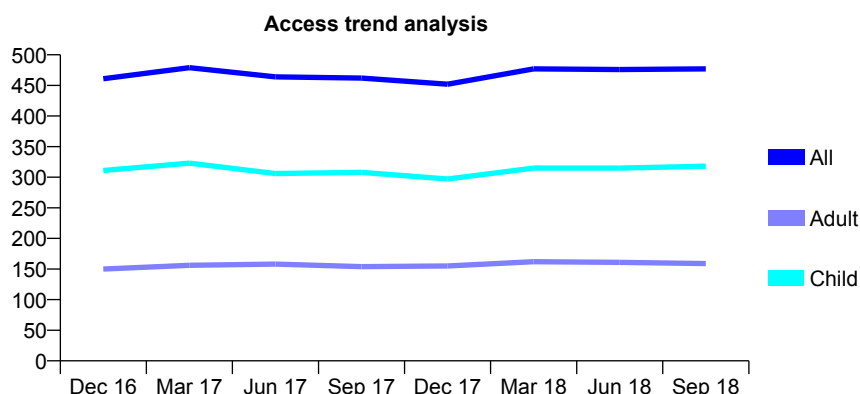
## Q68 - Vital Signs At a Glance Contract Report for 274089/0001 - September 2018

Name or company name	MR CJ METZNER
Contract type name	GDS Contract
Purpose of contract	General
Contract start date	19/12/2014
Contract end date	

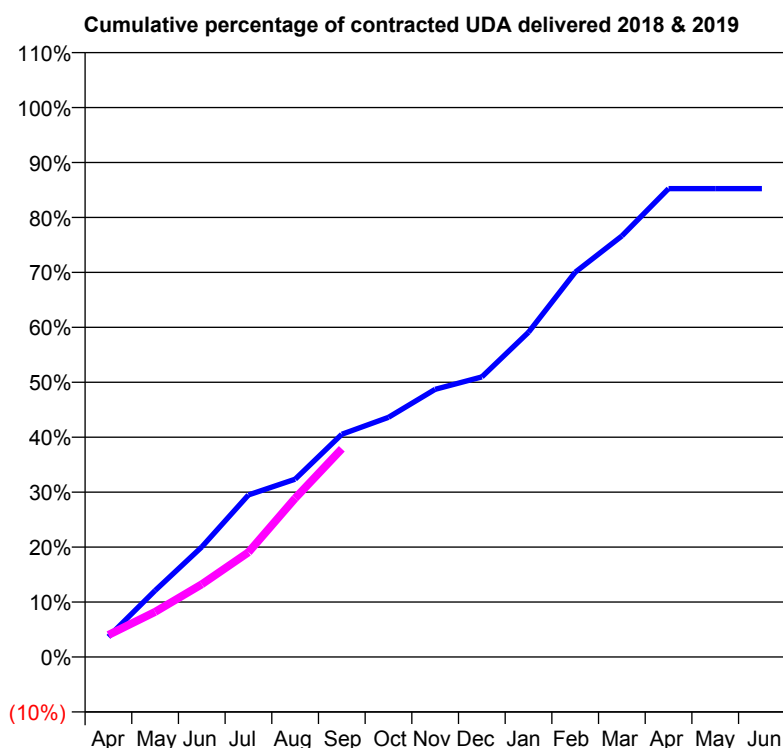
18/19 Contracted general activity (UDA)	1,200
Carry forward general activity (UDA)	0
18/19 Contracted orthodontic activity (UOA)	0
Carry forward orthodontic activity (UOA)	0
Baseline contract value	£28,580.51

### ACCESS\*

Patients seen in 24 months	Total	Change since previous quarter
Quarter ending September 2017	462	
Quarter ending December 2017	452	↓
Quarter ending March 2018	477	↑
Quarter ending June 2018	476	→
Quarter ending September 2018	477	→
<b>Variance since September 2017</b>	<b>3.2%</b>	<b>↑</b>



### ACTIVITY



Adjusted Scheduled Activity (UDA)		
Month	2018	2019
April	44	48
May	145	99
June	240	159
July	354	229
August	388	347
September	486	455
October	523	
November	585	
December	612	
January	709	
February	840	
March	920	
April	1,023	
May	1,023	
June	1,023	

### QUALITY

	Quantity	Base Number	Contract	AT	Region	England
% of FP17s for the same patient ID Re-attending within 3 months - Children	18	236	7.6%	9.3%	11.1%	11.6%
% of FP17s for the same patient ID Re-attending within 3 months - Adults	5	75	6.7%	14.9%	15.3%	15.5%
% of FP17s for the same patient ID Re-attending between 3 & 9 months - Children	132	236	55.9%	59.8%	61.1%	58.8%
% of FP17s for the same patient ID Re-attending between 3 & 9 months - Adults	40	75	53.3%	51.6%	52.3%	51.1%
% of FP17s for Band 1 Urgent Courses	8	280	2.9%	9.4%	9.5%	9.0%
% of FP17s Relating to Free Repair or Replacements	0	280	0.0%	0.5%	0.7%	0.8%
% of FP17s Relating to Continuations	0	280	0.0%	0.8%	0.8%	0.9%
% of Patients satisfied with the dentistry they have received	0	0	N/A	92.5%	93.6%	93.3%
% of Patients satisfied with the time they had to wait for an appointment	0	0	N/A	89.8%	88.8%	88.9%

\* This is based on patients treated on this contract for their most recent course of treatment. Figures in italics indicate the base number of FP17s or Patient Questionnaire responses are less than 100. N/A is shown where the base number of responses is less than 10 during the period. % is calculated as Quantity/Base number\*100

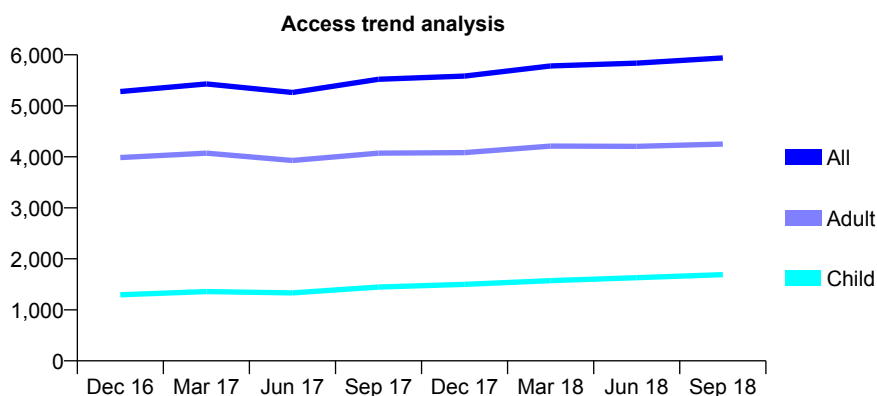
## Q68 - Vital Signs At a Glance Contract Report for 274194/0001 - September 2018

Name or company name	MR S PATEL
Contract type name	GDS Contract
Purpose of contract	General
Contract start date	01/10/2008
Contract end date	

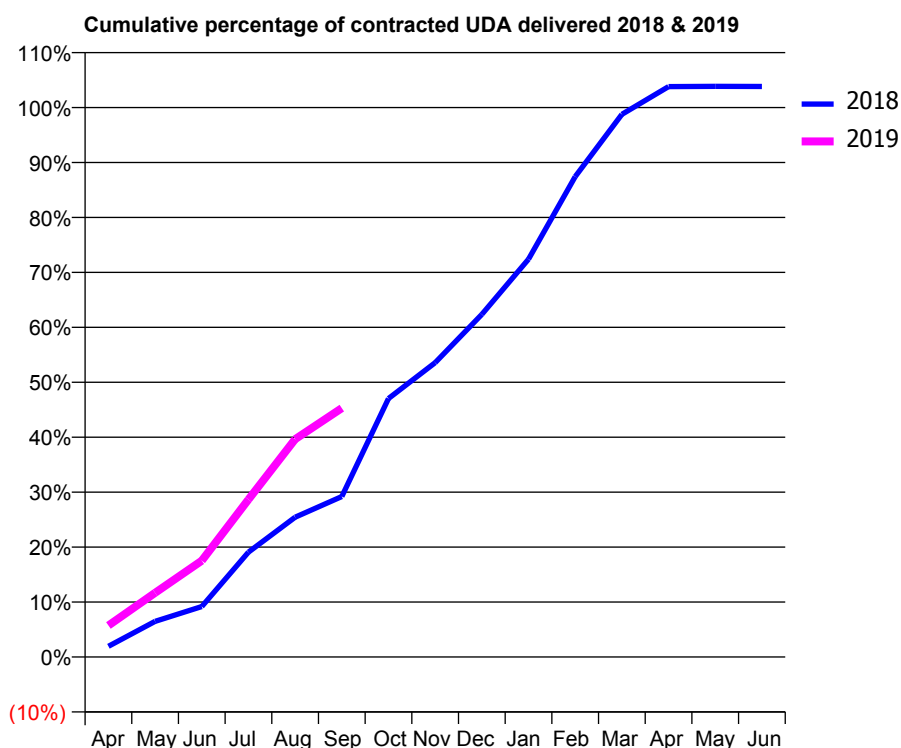
18/19 Contracted general activity (UDA)	11,881
Carry forward general activity (UDA)	0
18/19 Contracted orthodontic activity (UOA)	0
Carry forward orthodontic activity (UOA)	0
Baseline contract value	£267,029.41

### ACCESS\*

Patients seen in 24 months	Total	Change since previous quarter
Quarter ending September 2017	5,519	
Quarter ending December 2017	5,582	→
Quarter ending March 2018	5,783	↑
Quarter ending June 2018	5,836	→
Quarter ending September 2018	5,939	→
<b>Variance since September 2017</b>	<b>7.6%</b>	<b>↑</b>



### ACTIVITY



Adjusted Scheduled Activity (UDA)		
Month	2018	2019
April	233	683
May	772	1,390
June	1,091	2,083
July	2,269	3,406
August	3,024	4,709
September	3,469	5,380
October	5,589	
November	6,365	
December	7,408	
January	8,601	
February	10,386	
March	11,733	
April	12,331	
May	12,339	
June	12,336	

### QUALITY

	Quantity	Base Number	Contract	AT	Region	England
% of FP17s for the same patient ID Re-attending within 3 months - Children	116	1,280	9.1%	9.3%	11.1%	11.6%
% of FP17s for the same patient ID Re-attending within 3 months - Adults	374	2,714	13.8%	14.9%	15.3%	15.5%
% of FP17s for the same patient ID Re-attending between 3 & 9 months - Children	717	1,280	56.0%	59.8%	61.1%	58.8%
% of FP17s for the same patient ID Re-attending between 3 & 9 months - Adults	1,341	2,714	49.4%	51.6%	52.3%	51.1%
% of FP17s for Band 1 Urgent Courses	335	3,062	10.9%	9.4%	9.5%	9.0%
% of FP17s Relating to Free Repair or Replacements	27	3,062	0.9%	0.5%	0.7%	0.8%
% of FP17s Relating to Continuations	14	3,062	0.5%	0.8%	0.8%	0.9%
% of Patients satisfied with the dentistry they have received	0	0	N/A	92.5%	93.6%	93.3%
% of Patients satisfied with the time they had to wait for an appointment	0	0	N/A	89.8%	88.8%	88.9%

\* This is based on patients treated on this contract for their most recent course of treatment. Figures in italics indicate the base number of FP17s or Patient Questionnaire responses are less than 100. N/A is shown where the base number of responses is less than 10 during the period. % is calculated as Quantity/Base number\*100

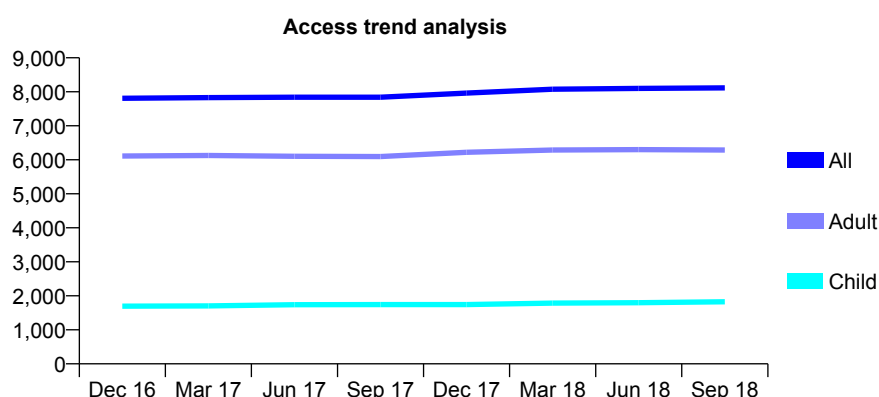
# Q68 - Vital Signs At a Glance Contract Report for 274410/0001 - September 2018

Name or company name	MR HM PATEL
Contract type name	GDS Contract
Purpose of contract	General
Contract start date	01/04/2008
Contract end date	

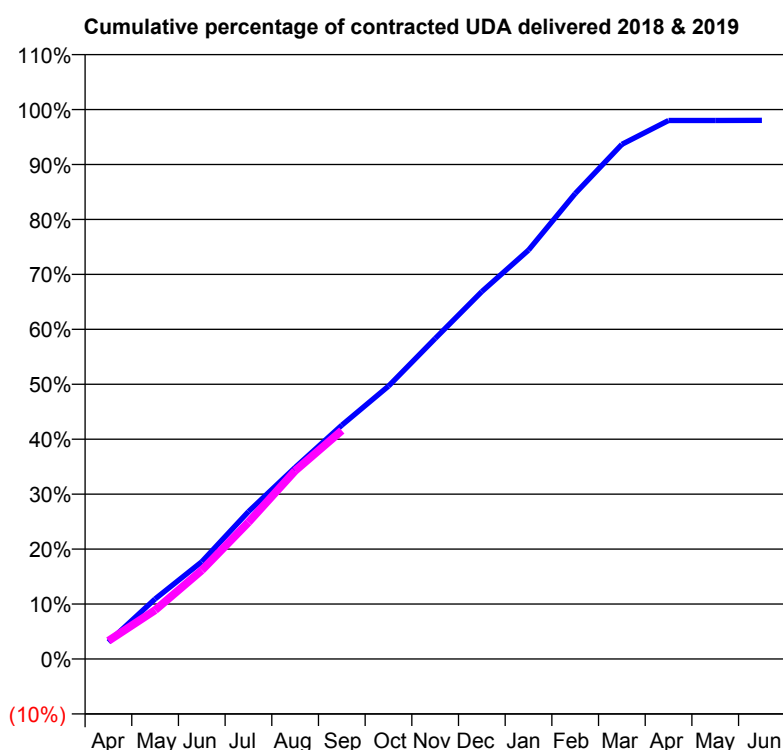
18/19 Contracted general activity (UDA)	18,808
Carry forward general activity (UDA)	369
18/19 Contracted orthodontic activity (UOA)	0
Carry forward orthodontic activity (UOA)	0
Baseline contract value	£495,545.57

## ACCESS\*

Patients seen in 24 months	Total	Change since previous quarter
Quarter ending September 2017	7,840	
Quarter ending December 2017	7,963	→
Quarter ending March 2018	8,075	→
Quarter ending June 2018	8,099	→
Quarter ending September 2018	8,114	→
<b>Variance since September 2017</b>	<b>3.5%</b>	<b>↑</b>



## ACTIVITY



Adjusted Scheduled Activity (UDA)		
Month	2018	2019
April	582	621
May	2,056	1,673
June	3,331	3,038
July	5,046	4,683
August	6,557	6,442
September	8,003	7,821
October	9,341	
November	10,972	
December	12,578	
January	13,994	
February	15,930	
March	17,617	
April	18,431	
May	18,432	
June	18,439	

## QUALITY

	Quantity	Base Number	Contract	AT	Region	England
% of FP17s for the same patient ID Re-attending within 3 months - Children	103	1,451	7.1%	9.3%	11.1%	11.6%
% of FP17s for the same patient ID Re-attending within 3 months - Adults	458	4,147	11.0%	14.9%	15.3%	15.5%
% of FP17s for the same patient ID Re-attending between 3 & 9 months - Children	964	1,451	66.4%	59.8%	61.1%	58.8%
% of FP17s for the same patient ID Re-attending between 3 & 9 months - Adults	2,374	4,147	57.2%	51.6%	52.3%	51.1%
% of FP17s for Band 1 Urgent Courses	473	5,214	9.1%	9.4%	9.5%	9.0%
% of FP17s Relating to Free Repair or Replacements	23	5,214	0.4%	0.5%	0.7%	0.8%
% of FP17s Relating to Continuations	21	5,214	0.4%	0.8%	0.8%	0.9%
% of Patients satisfied with the dentistry they have received	5	5	N/A	92.5%	93.6%	93.3%
% of Patients satisfied with the time they had to wait for an appointment	5	5	N/A	89.8%	88.8%	88.9%

\* This is based on patients treated on this contract for their most recent course of treatment. Figures in italics indicate the base number of FP17s or Patient Questionnaire responses are less than 100. N/A is shown where the base number of responses is less than 10 during the period. % is calculated as Quantity/Base number\*100

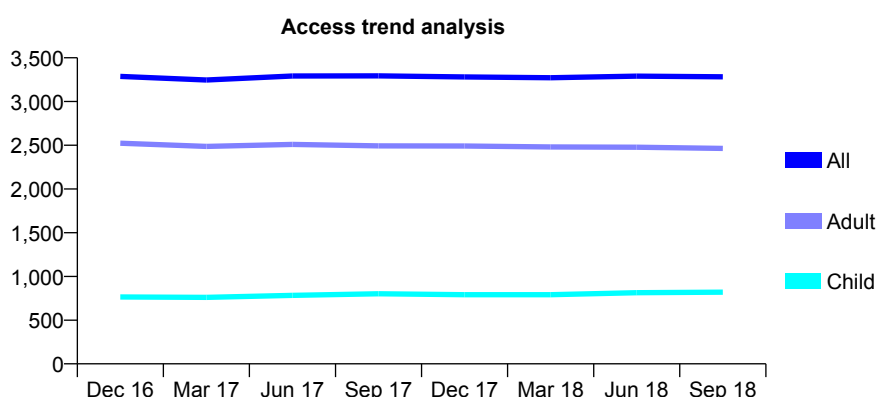
# Q68 - Vital Signs At a Glance Contract Report for 275042/0001 - September 2018

Name or company name	MR MR TAKHAYORI
Contract type name	GDS Contract
Purpose of contract	General
Contract start date	01/04/2006
Contract end date	

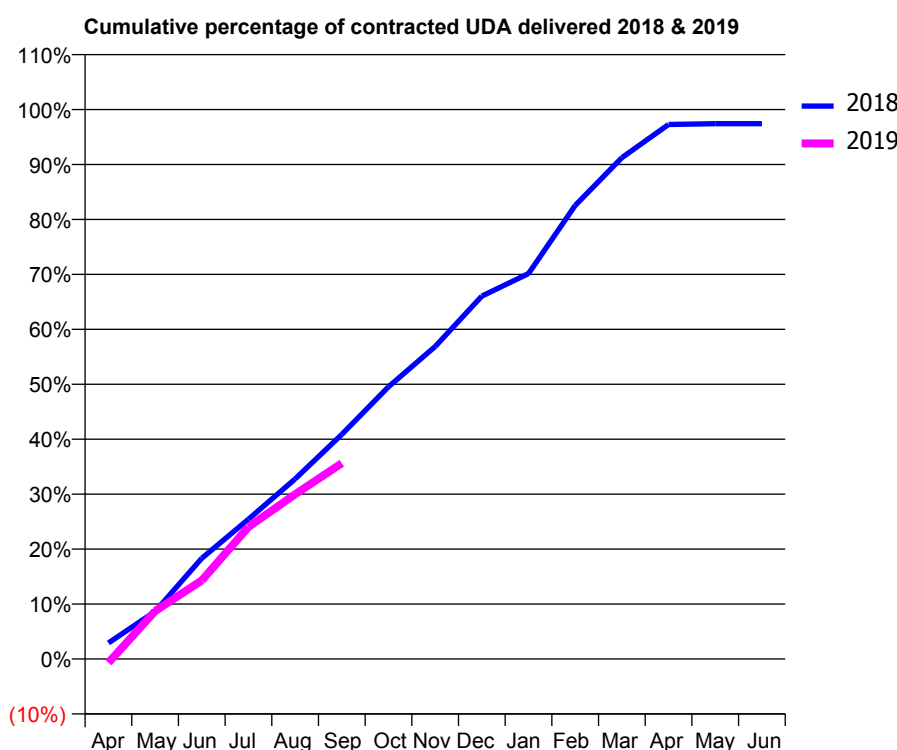
18/19 Contracted general activity (UDA)	10,916
Carry forward general activity (UDA)	282
18/19 Contracted orthodontic activity (UOA)	0
Carry forward orthodontic activity (UOA)	0
Baseline contract value	£324,476.96

## ACCESS\*

Patients seen in 24 months	Total	Change since previous quarter
Quarter ending September 2017	3,294	
Quarter ending December 2017	3,281	→
Quarter ending March 2018	3,272	→
Quarter ending June 2018	3,291	→
Quarter ending September 2018	3,283	→
<b>Variance since September 2017</b>	<b>(0.3%)</b>	→



## ACTIVITY



Adjusted Scheduled Activity (UDA)		
Month	2018	2019
April	318	-75
May	945	953
June	2,002	1,562
July	2,776	2,623
August	3,577	3,274
September	4,463	3,890
October	5,409	
November	6,208	
December	7,209	
January	7,656	
February	9,010	
March	9,958	
April	10,619	
May	10,634	
June	10,634	

## QUALITY

	Quantity	Base Number	Contract	AT	Region	England
% of FP17s for the same patient ID Re-attending within 3 months - Children	42	483	8.7%	9.3%	11.1%	11.6%
% of FP17s for the same patient ID Re-attending within 3 months - Adults	308	1,557	19.8%	14.9%	15.3%	15.5%
% of FP17s for the same patient ID Re-attending between 3 & 9 months - Children	231	483	47.8%	59.8%	61.1%	58.8%
% of FP17s for the same patient ID Re-attending between 3 & 9 months - Adults	685	1,557	44.0%	51.6%	52.3%	51.1%
% of FP17s for Band 1 Urgent Courses	327	1,795	18.2%	9.4%	9.5%	9.0%
% of FP17s Relating to Free Repair or Replacements	5	1,795	0.3%	0.5%	0.7%	0.8%
% of FP17s Relating to Continuations	2	1,795	0.1%	0.8%	0.8%	0.9%
% of Patients satisfied with the dentistry they have received	7	7	N/A	92.5%	93.6%	93.3%
% of Patients satisfied with the time they had to wait for an appointment	7	7	N/A	89.8%	88.8%	88.9%

\* This is based on patients treated on this contract for their most recent course of treatment. Figures in italics indicate the base number of FP17s or Patient Questionnaire responses are less than 100. N/A is shown where the base number of responses is less than 10 during the period. % is calculated as Quantity/Base number\*100



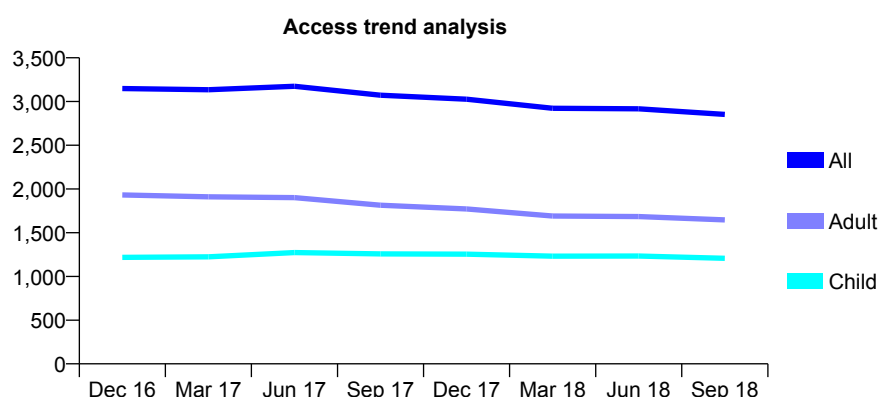
# Q68 - Vital Signs At a Glance Contract Report for 287741/0001 - September 2018

Name or company name	MISS T MOTALLEB ZADEH
Contract type name	GDS Contract
Purpose of contract	General
Contract start date	01/11/2010
Contract end date	

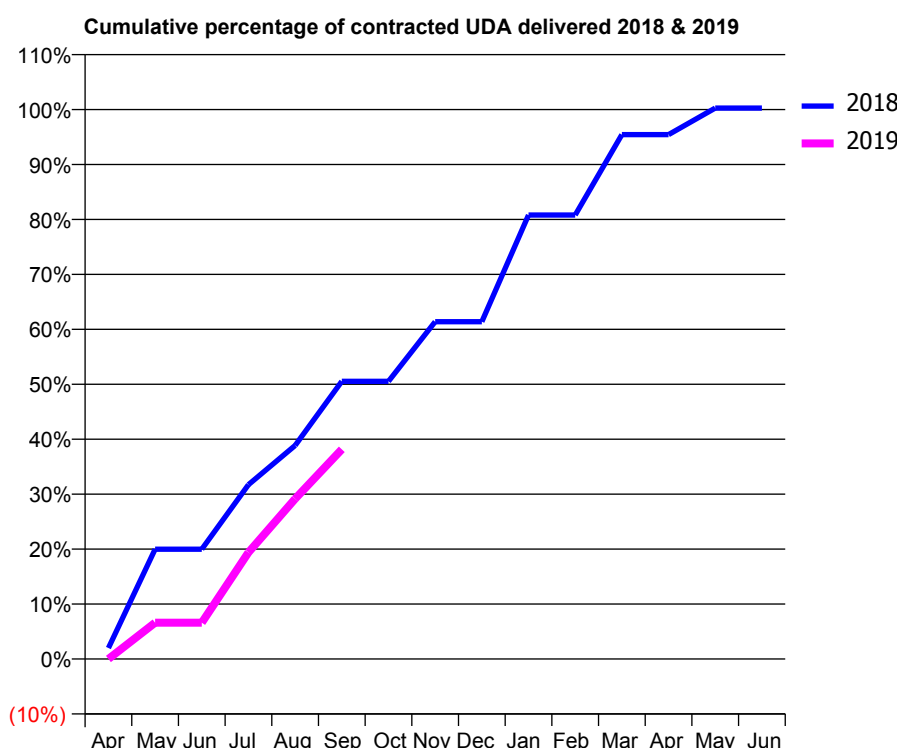
18/19 Contracted general activity (UDA)	6,974
Carry forward general activity (UDA)	0
18/19 Contracted orthodontic activity (UOA)	0
Carry forward orthodontic activity (UOA)	0
Baseline contract value	£178,139.80

## ACCESS\*

Patients seen in 24 months	Total	Change since previous quarter
Quarter ending September 2017	3,072	
Quarter ending December 2017	3,027	↓
Quarter ending March 2018	2,923	↓
Quarter ending June 2018	2,917	→
Quarter ending September 2018	2,853	↓
<b>Variance since September 2017</b>	<b>(7.1%)</b>	<b>↓</b>



## ACTIVITY



Adjusted Scheduled Activity (UDA)		
Month	2018	2019
April	139	0
May	1,393	462
June	1,393	462
July	2,214	1,353
August	2,710	2,033
September	3,524	2,662
October	3,524	
November	4,280	
December	4,280	
January	5,635	
February	5,635	
March	6,656	
April	6,656	
May	6,992	
June	6,992	

## QUALITY

	Quantity	Base Number	Contract	AT	Region	England
% of FP17s for the same patient ID Re-attending within 3 months - Children	63	983	6.4%	9.3%	11.1%	11.6%
% of FP17s for the same patient ID Re-attending within 3 months - Adults	175	1,234	14.2%	14.9%	15.3%	15.5%
% of FP17s for the same patient ID Re-attending between 3 & 9 months - Children	600	983	61.0%	59.8%	61.1%	58.8%
% of FP17s for the same patient ID Re-attending between 3 & 9 months - Adults	676	1,234	54.8%	51.6%	52.3%	51.1%
% of FP17s for Band 1 Urgent Courses	100	1,486	6.7%	9.4%	9.5%	9.0%
% of FP17s Relating to Free Repair or Replacements	4	1,486	0.3%	0.5%	0.7%	0.8%
% of FP17s Relating to Continuations	5	1,486	0.3%	0.8%	0.8%	0.9%
% of Patients satisfied with the dentistry they have received	1	1	N/A	92.5%	93.6%	93.3%
% of Patients satisfied with the time they had to wait for an appointment	1	1	N/A	89.8%	88.8%	88.9%

\* This is based on patients treated on this contract for their most recent course of treatment. Figures in italics indicate the base number of FP17s or Patient Questionnaire responses are less than 100. N/A is shown where the base number of responses is less than 10 during the period. % is calculated as Quantity/Base number\*100

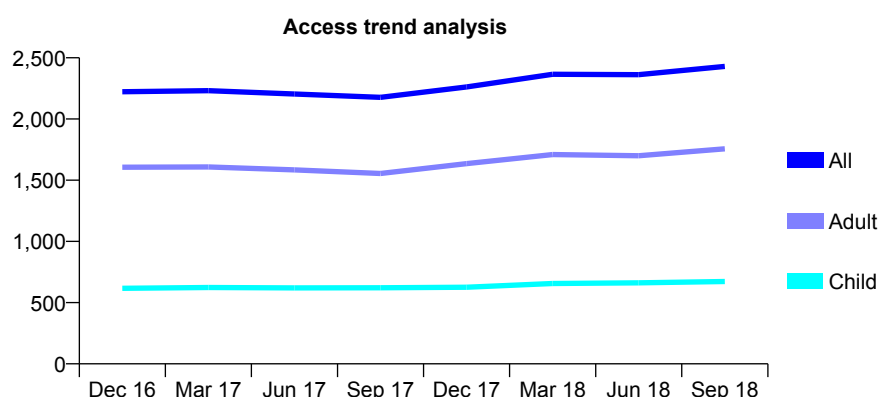
# Q68 - Vital Signs At a Glance Contract Report for 296341/0001 - September 2018

Name or company name	MR AP FENECH
Contract type name	GDS Contract
Purpose of contract	General
Contract start date	01/04/2013
Contract end date	

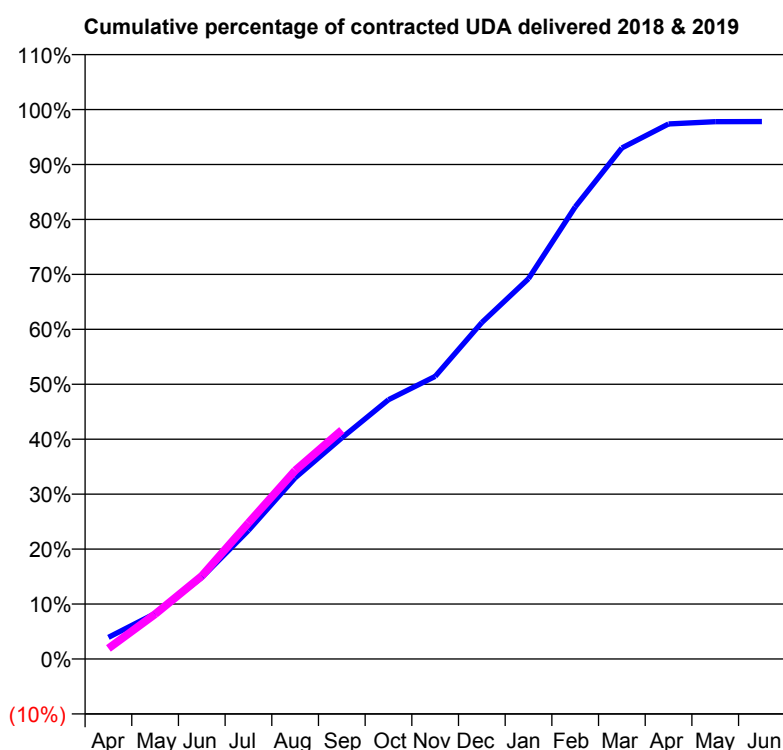
18/19 Contracted general activity (UDA)	7,083
Carry forward general activity (UDA)	155
18/19 Contracted orthodontic activity (UOA)	0
Carry forward orthodontic activity (UOA)	0
Baseline contract value	£181,021.05

## ACCESS\*

Patients seen in 24 months	Total	Change since previous quarter
Quarter ending September 2017	2,177	
Quarter ending December 2017	2,262	↑
Quarter ending March 2018	2,366	↑
Quarter ending June 2018	2,362	→
Quarter ending September 2018	2,430	↑
<b>Variance since September 2017</b>	<b>11.6%</b>	<b>↑</b>



## ACTIVITY



Adjusted Scheduled Activity (UDA)		
Month	2018	2019
April	280	136
May	587	578
June	1,051	1,070
July	1,658	1,754
August	2,335	2,430
September	2,850	2,951
October	3,342	
November	3,643	
December	4,337	
January	4,903	
February	5,827	
March	6,587	
April	6,897	
May	6,925	
June	6,927	

## QUALITY

	Quantity	Base Number	Contract	AT	Region	England
% of FP17s for the same patient ID Re-attending within 3 months - Children	26	446	5.8%	9.3%	11.1%	11.6%
% of FP17s for the same patient ID Re-attending within 3 months - Adults	204	1,284	15.9%	14.9%	15.3%	15.5%
% of FP17s for the same patient ID Re-attending between 3 & 9 months - Children	297	446	66.6%	59.8%	61.1%	58.8%
% of FP17s for the same patient ID Re-attending between 3 & 9 months - Adults	738	1,284	57.5%	51.6%	52.3%	51.1%
% of FP17s for Band 1 Urgent Courses	129	1,607	8.0%	9.4%	9.5%	9.0%
% of FP17s Relating to Free Repair or Replacements	8	1,607	0.5%	0.5%	0.7%	0.8%
% of FP17s Relating to Continuations	48	1,607	3.0%	0.8%	0.8%	0.9%
% of Patients satisfied with the dentistry they have received	0	0	N/A	92.5%	93.6%	93.3%
% of Patients satisfied with the time they had to wait for an appointment	0	0	N/A	89.8%	88.8%	88.9%

\* This is based on patients treated on this contract for their most recent course of treatment. Figures in italics indicate the base number of FP17s or Patient Questionnaire responses are less than 100. N/A is shown where the base number of responses is less than 10 during the period. % is calculated as Quantity/Base number\*100

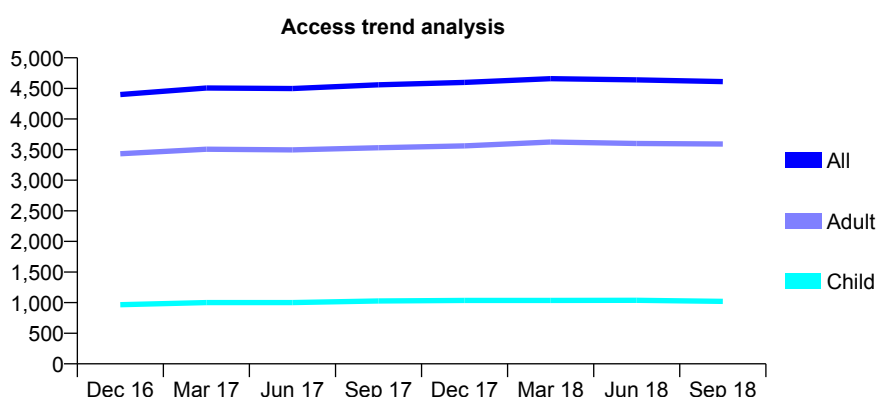
# Q68 - Vital Signs At a Glance Contract Report for 297674/0001 - September 2018

Name or company name	MR SR PATEL
Contract type name	GDS Contract
Purpose of contract	General
Contract start date	25/12/2013
Contract end date	

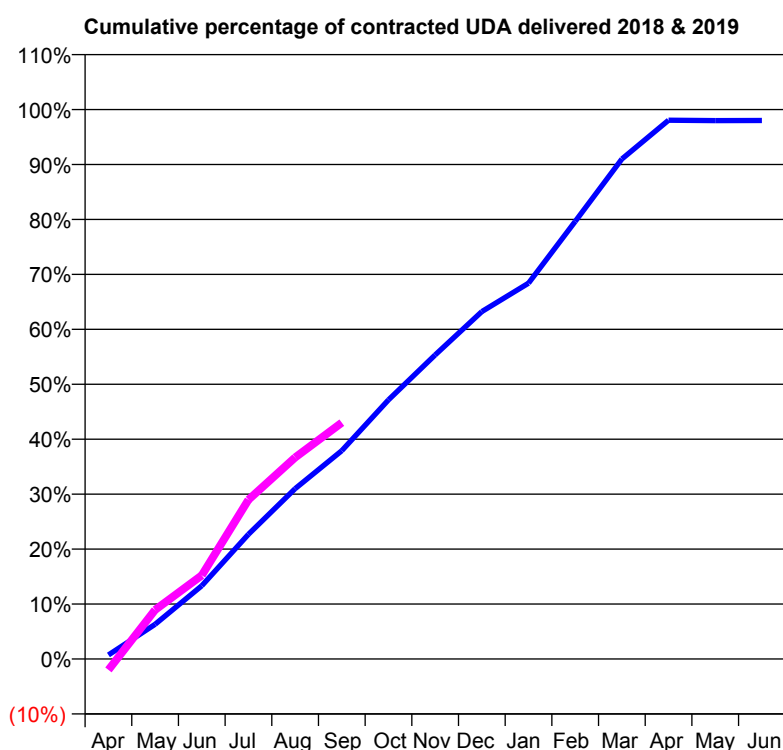
18/19 Contracted general activity (UDA)	14,000
Carry forward general activity (UDA)	281
18/19 Contracted orthodontic activity (UOA)	0
Carry forward orthodontic activity (UOA)	0
Baseline contract value	£345,907.62

## ACCESS\*

Patients seen in 24 months	Total	Change since previous quarter
Quarter ending September 2017	4,558	
Quarter ending December 2017	4,597	→
Quarter ending March 2018	4,660	→
Quarter ending June 2018	4,639	→
Quarter ending September 2018	4,612	→
<b>Variance since September 2017</b>	<b>1.2%</b>	<b>→</b>



## ACTIVITY



Adjusted Scheduled Activity (UDA)		
Month	2018	2019
April	104	-281
May	886	1,253
June	1,868	2,133
July	3,179	4,058
August	4,342	5,135
September	5,309	6,022
October	6,604	
November	7,748	
December	8,852	
January	9,574	
February	11,148	
March	12,738	
April	13,726	
May	13,718	
June	13,719	

## QUALITY

	Quantity	Base Number	Contract	AT	Region	England
% of FP17s for the same patient ID Re-attending within 3 months - Children	52	862	6.0%	9.3%	11.1%	11.6%
% of FP17s for the same patient ID Re-attending within 3 months - Adults	285	2,444	11.7%	14.9%	15.3%	15.5%
% of FP17s for the same patient ID Re-attending between 3 & 9 months - Children	582	862	67.5%	59.8%	61.1%	58.8%
% of FP17s for the same patient ID Re-attending between 3 & 9 months - Adults	1,501	2,444	61.4%	51.6%	52.3%	51.1%
% of FP17s for Band 1 Urgent Courses	150	2,956	5.1%	9.4%	9.5%	9.0%
% of FP17s Relating to Free Repair or Replacements	10	2,956	0.3%	0.5%	0.7%	0.8%
% of FP17s Relating to Continuations	28	2,956	0.9%	0.8%	0.8%	0.9%
% of Patients satisfied with the dentistry they have received	3	3	N/A	92.5%	93.6%	93.3%
% of Patients satisfied with the time they had to wait for an appointment	3	3	N/A	89.8%	88.8%	88.9%

\* This is based on patients treated on this contract for their most recent course of treatment. Figures in italics indicate the base number of FP17s or Patient Questionnaire responses are less than 100. N/A is shown where the base number of responses is less than 10 during the period. % is calculated as Quantity/Base number\*100

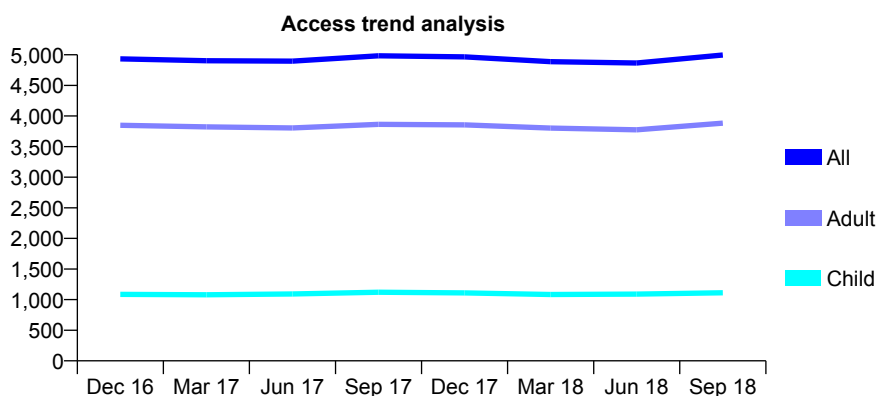
## Q68 - Vital Signs At a Glance Contract Report for 298212/0001 - September 2018

Name or company name	MR MS CHABRA
Contract type name	GDS Contract
Purpose of contract	General
Contract start date	01/05/2014
Contract end date	

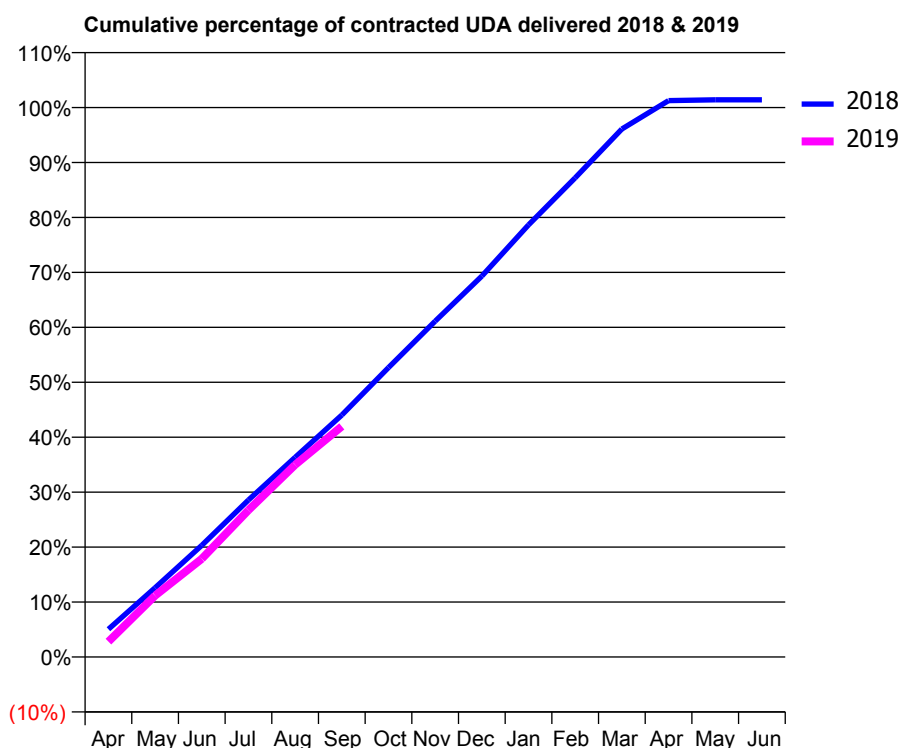
18/19 Contracted general activity (UDA)	14,307
Carry forward general activity (UDA)	0
18/19 Contracted orthodontic activity (UOA)	0
Carry forward orthodontic activity (UOA)	0
Baseline contract value	£392,187.98

### ACCESS\*

Patients seen in 24 months	Total	Change since previous quarter
Quarter ending September 2017	4,984	
Quarter ending December 2017	4,966	→
Quarter ending March 2018	4,887	↓
Quarter ending June 2018	4,865	→
Quarter ending September 2018	4,997	↑
<b>Variance since September 2017</b>	<b>0.3%</b>	<b>→</b>



### ACTIVITY



Adjusted Scheduled Activity (UDA)		
Month	2018	2019
April	722	402
May	1,805	1,599
June	2,909	2,558
July	4,089	3,823
August	5,199	5,003
September	6,299	6,005
October	7,535	
November	8,743	
December	9,919	
January	11,250	
February	12,475	
March	13,748	
April	14,485	
May	14,506	
June	14,506	

### QUALITY

	Quantity	Base Number	Contract	AT	Region	England
% of FP17s for the same patient ID Re-attending within 3 months - Children	62	844	7.3%	9.3%	11.1%	11.6%
% of FP17s for the same patient ID Re-attending within 3 months - Adults	471	2,679	17.6%	14.9%	15.3%	15.5%
% of FP17s for the same patient ID Re-attending between 3 & 9 months - Children	472	844	55.9%	59.8%	61.1%	58.8%
% of FP17s for the same patient ID Re-attending between 3 & 9 months - Adults	1,169	2,679	43.6%	51.6%	52.3%	51.1%
% of FP17s for Band 1 Urgent Courses	380	3,092	12.3%	9.4%	9.5%	9.0%
% of FP17s Relating to Free Repair or Replacements	27	3,092	0.9%	0.5%	0.7%	0.8%
% of FP17s Relating to Continuations	0	3,092	0.0%	0.8%	0.8%	0.9%
% of Patients satisfied with the dentistry they have received	4	4	N/A	92.5%	93.6%	93.3%
% of Patients satisfied with the time they had to wait for an appointment	4	4	N/A	89.8%	88.8%	88.9%

\* This is based on patients treated on this contract for their most recent course of treatment. Figures in italics indicate the base number of FP17s or Patient Questionnaire responses are less than 100. N/A is shown where the base number of responses is less than 10 during the period. % is calculated as Quantity/Base number\*100

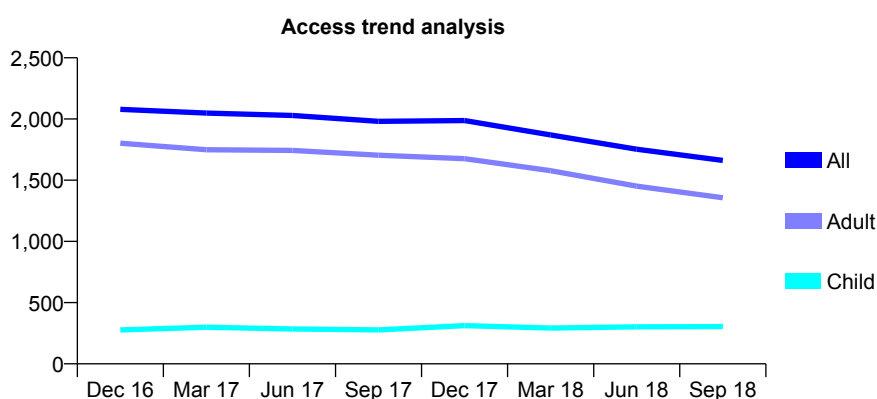
## Q68 - Vital Signs At a Glance Contract Report for 301558/0002 - September 2018

Name or company name	MISS AA HOPKINS
Contract type name	GDS Contract
Purpose of contract	General
Contract start date	27/07/2013
Contract end date	

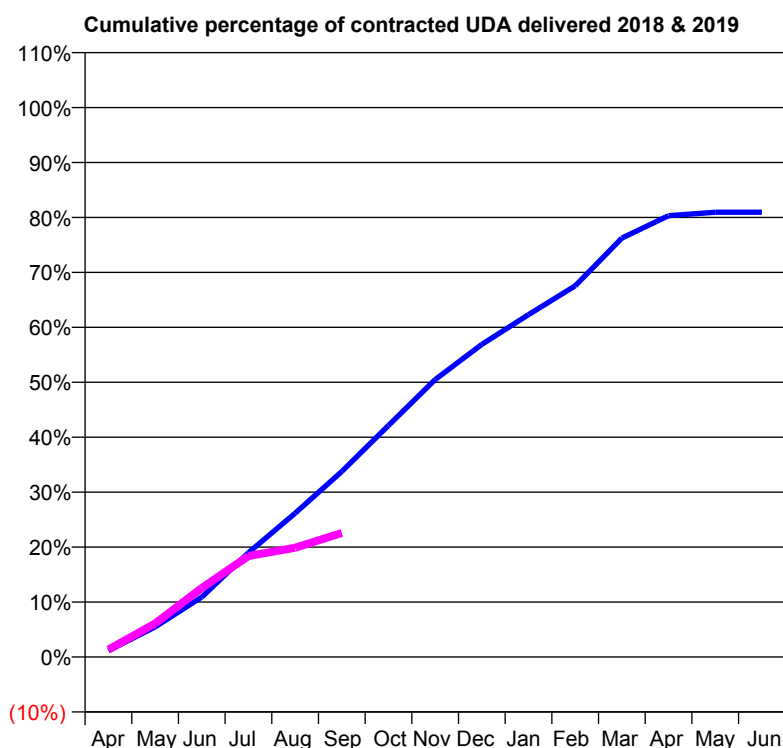
18/19 Contracted general activity (UDA)	6,250
Carry forward general activity (UDA)	0
18/19 Contracted orthodontic activity (UOA)	0
Carry forward orthodontic activity (UOA)	0
Baseline contract value	£129,986.32

### ACCESS\*

Patients seen in 24 months	Total	Change since previous quarter
Quarter ending September 2017	1,981	
Quarter ending December 2017	1,988	→
Quarter ending March 2018	1,870	↓
Quarter ending June 2018	1,753	↓
Quarter ending September 2018	1,662	↓
<b>Variance since September 2017</b>	<b>(16.1%)</b>	↓



### ACTIVITY



Adjusted Scheduled Activity (UDA)		
Month	2018	2019
April	73	85
May	343	381
June	682	786
July	1,187	1,148
August	1,636	1,243
September	2,111	1,411
October	2,634	
November	3,156	
December	3,556	
January	3,895	
February	4,222	
March	4,765	
April	5,020	
May	5,060	
June	5,060	

### QUALITY

	Quantity	Base Number	Contract	AT	Region	England
% of FP17s for the same patient ID Re-attending within 3 months - Children	6	156	3.8%	9.3%	11.1%	11.6%
% of FP17s for the same patient ID Re-attending within 3 months - Adults	109	577	18.9%	14.9%	15.3%	15.5%
% of FP17s for the same patient ID Re-attending between 3 & 9 months - Children	52	156	33.3%	59.8%	61.1%	58.8%
% of FP17s for the same patient ID Re-attending between 3 & 9 months - Adults	191	577	33.1%	51.6%	52.3%	51.1%
% of FP17s for Band 1 Urgent Courses	49	610	8.0%	9.4%	9.5%	9.0%
% of FP17s Relating to Free Repair or Replacements	5	610	0.8%	0.5%	0.7%	0.8%
% of FP17s Relating to Continuations	8	610	1.3%	0.8%	0.8%	0.9%
% of Patients satisfied with the dentistry they have received	1	1	N/A	92.5%	93.6%	93.3%
% of Patients satisfied with the time they had to wait for an appointment	1	1	N/A	89.8%	88.8%	88.9%

\* This is based on patients treated on this contract for their most recent course of treatment. Figures in italics indicate the base number of FP17s or Patient Questionnaire responses are less than 100. N/A is shown where the base number of responses is less than 10 during the period. % is calculated as Quantity/Base number\*100

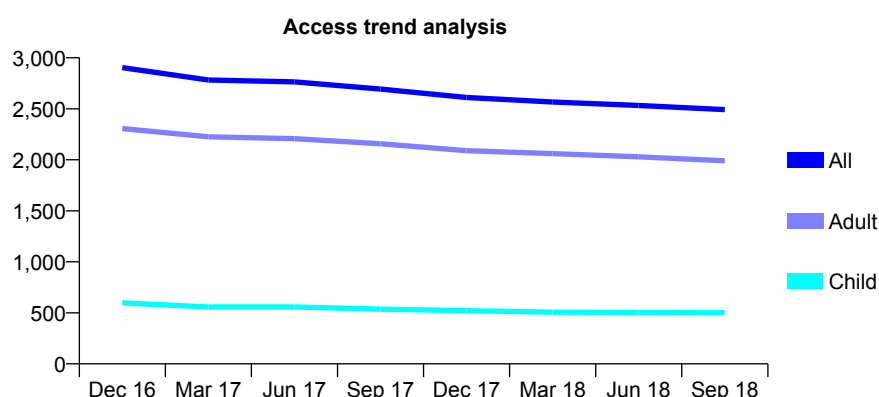
# Q68 - Vital Signs At a Glance Contract Report for 302619/0001 - September 2018

Name or company name	MR RG EVANS
Contract type name	GDS Contract
Purpose of contract	General
Contract start date	01/04/2006
Contract end date	

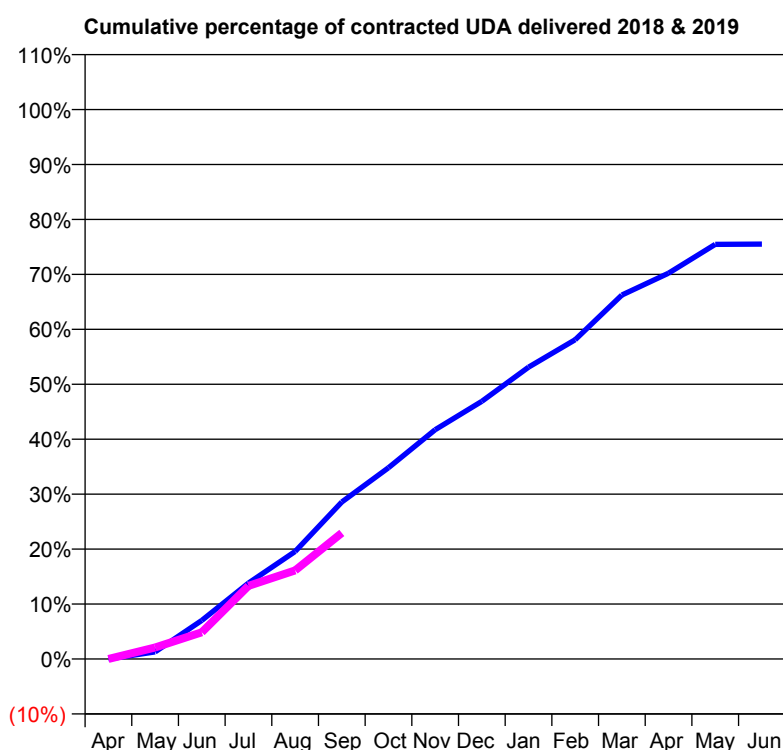
18/19 Contracted general activity (UDA)	7,727
Carry forward general activity (UDA)	0
18/19 Contracted orthodontic activity (UOA)	0
Carry forward orthodontic activity (UOA)	0
Baseline contract value	£197,716.07

## ACCESS\*

Patients seen in 24 months	Total	Change since previous quarter
Quarter ending September 2017	2,694	
Quarter ending December 2017	2,611	↓
Quarter ending March 2018	2,567	↓
Quarter ending June 2018	2,533	↓
Quarter ending September 2018	2,492	↓
<b>Variance since September 2017</b>	<b>(7.5%)</b>	<b>↓</b>



## ACTIVITY



Adjusted Scheduled Activity (UDA)		
Month	2018	2019
April	0	0
May	100	162
June	542	377
July	1,068	1,028
August	1,513	1,247
September	2,208	1,772
October	2,690	
November	3,223	
December	3,624	
January	4,104	
February	4,490	
March	5,118	
April	5,426	
May	5,831	
June	5,834	

## QUALITY

	Quantity	Base Number	Contract	AT	Region	England
% of FP17s for the same patient ID Re-attending within 3 months - Children	3	228	1.3%	9.3%	11.1%	11.6%
% of FP17s for the same patient ID Re-attending within 3 months - Adults	79	958	8.2%	14.9%	15.3%	15.5%
% of FP17s for the same patient ID Re-attending between 3 & 9 months - Children	93	228	40.8%	59.8%	61.1%	58.8%
% of FP17s for the same patient ID Re-attending between 3 & 9 months - Adults	382	958	39.9%	51.6%	52.3%	51.1%
% of FP17s for Band 1 Urgent Courses	16	817	2.0%	9.4%	9.5%	9.0%
% of FP17s Relating to Free Repair or Replacements	3	817	0.4%	0.5%	0.7%	0.8%
% of FP17s Relating to Continuations	0	817	0.0%	0.8%	0.8%	0.9%
% of Patients satisfied with the dentistry they have received	2	2	N/A	92.5%	93.6%	93.3%
% of Patients satisfied with the time they had to wait for an appointment	2	2	N/A	89.8%	88.8%	88.9%

\* This is based on patients treated on this contract for their most recent course of treatment. Figures in italics indicate the base number of FP17s or Patient Questionnaire responses are less than 100. N/A is shown where the base number of responses is less than 10 during the period. % is calculated as Quantity/Base number\*100

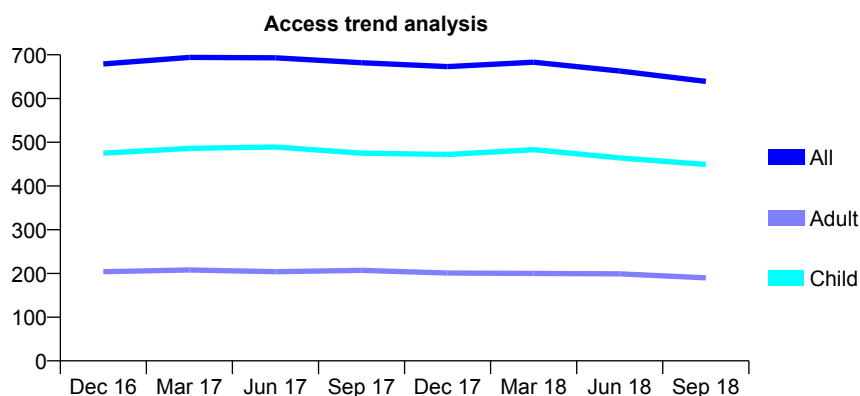
## Q68 - Vital Signs At a Glance Contract Report for 307068/0001 - September 2018

Name or company name	McNulty Tan
Contract type name	GDS Contract
Purpose of contract	General
Contract start date	01/04/2006
Contract end date	

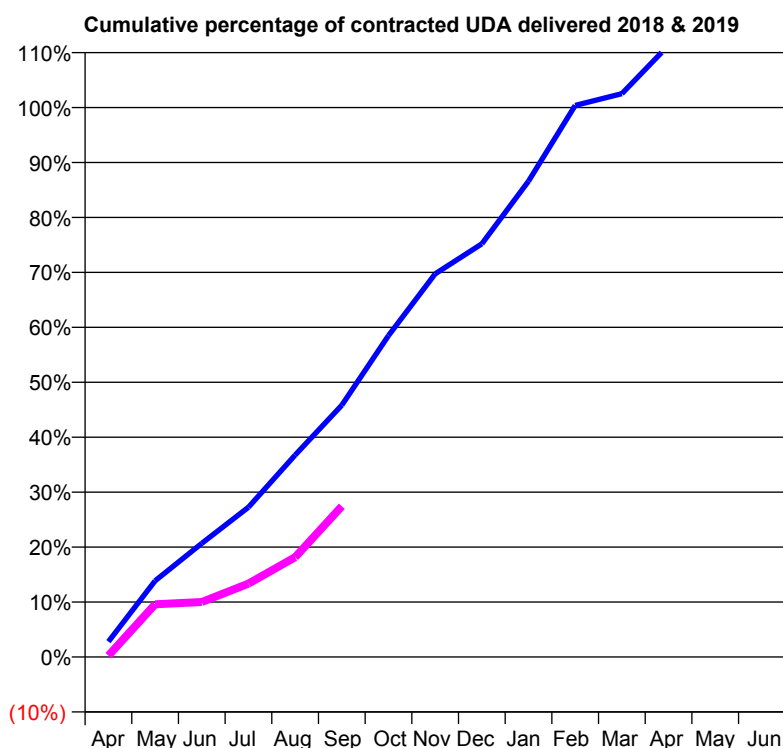
18/19 Contracted general activity (UDA)	750
Carry forward general activity (UDA)	0
18/19 Contracted orthodontic activity (UOA)	0
Carry forward orthodontic activity (UOA)	0
Baseline contract value	£17,332.13

### ACCESS\*

Patients seen in 24 months	Total	Change since previous quarter
Quarter ending September 2017	682	
Quarter ending December 2017	673	↓
Quarter ending March 2018	683	→
Quarter ending June 2018	663	↓
Quarter ending September 2018	639	↓
<b>Variance since September 2017</b>	<b>(6.3%)</b>	<b>↓</b>



### ACTIVITY



Adjusted Scheduled Activity (UDA)		
Month	2018	2019
April	21	2
May	104	72
June	155	75
July	204	100
August	276	136
September	344	206
October	439	
November	523	
December	564	
January	649	
February	753	
March	769	
April	835	
May	846	
June	846	

### QUALITY

	Quantity	Base Number	Contract	AT	Region	England
% of FP17s for the same patient ID Re-attending within 3 months - Children	23	674	3.4%	9.3%	11.1%	11.6%
% of FP17s for the same patient ID Re-attending within 3 months - Adults	6	178	3.4%	14.9%	15.3%	15.5%
% of FP17s for the same patient ID Re-attending between 3 & 9 months - Children	352	674	52.2%	59.8%	61.1%	58.8%
% of FP17s for the same patient ID Re-attending between 3 & 9 months - Adults	72	178	40.4%	51.6%	52.3%	51.1%
% of FP17s for Band 1 Urgent Courses	4	175	2.3%	9.4%	9.5%	9.0%
% of FP17s Relating to Free Repair or Replacements	0	175	0.0%	0.5%	0.7%	0.8%
% of FP17s Relating to Continuations	0	175	0.0%	0.8%	0.8%	0.9%
% of Patients satisfied with the dentistry they have received	0	0	N/A	92.5%	93.6%	93.3%
% of Patients satisfied with the time they had to wait for an appointment	0	0	N/A	89.8%	88.8%	88.9%

\* This is based on patients treated on this contract for their most recent course of treatment. Figures in italics indicate the base number of FP17s or Patient Questionnaire responses are less than 100. N/A is shown where the base number of responses is less than 10 during the period. % is calculated as Quantity/Base number\*100



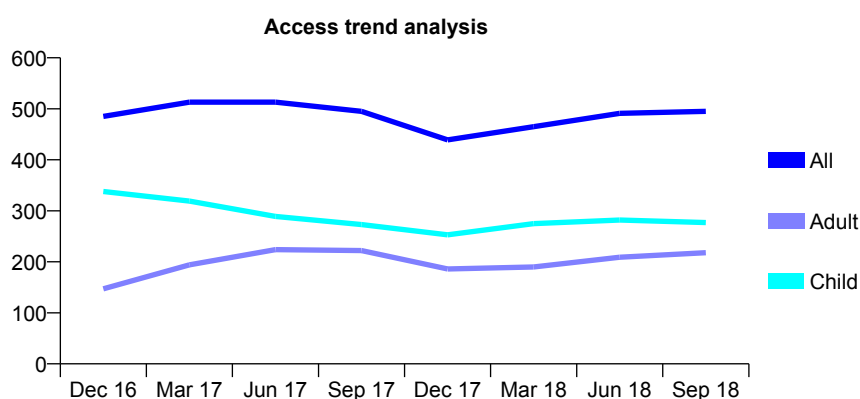
## Q68 - Vital Signs At a Glance Contract Report for 308129/0003 - September 2018

Name or company name	MISS M JADIDI
Contract type name	GDS Contract
Purpose of contract	General
Contract start date	26/05/2015
Contract end date	

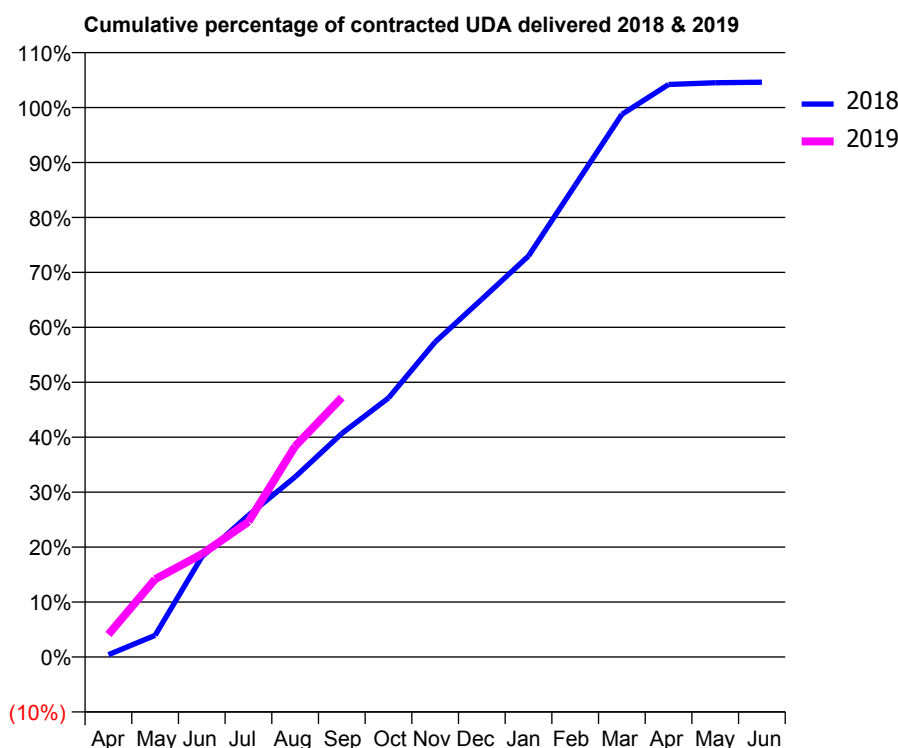
18/19 Contracted general activity (UDA)	1,014
Carry forward general activity (UDA)	0
18/19 Contracted orthodontic activity (UOA)	0
Carry forward orthodontic activity (UOA)	0
Baseline contract value	£25,317.13

### ACCESS\*

Patients seen in 24 months	Total	Change since previous quarter
Quarter ending September 2017	495	
Quarter ending December 2017	439	↓
Quarter ending March 2018	465	↑
Quarter ending June 2018	491	↑
Quarter ending September 2018	495	→
<b>Variance since September 2017</b>	<b>0.0%</b>	<b>→</b>



### ACTIVITY



Adjusted Scheduled Activity (UDA)		
Month	2018	2019
April	4	42
May	40	144
June	185	190
July	262	250
August	332	389
September	413	479
October	478	
November	581	
December	660	
January	740	
February	871	
March	1,001	
April	1,057	
May	1,060	
June	1,061	

### QUALITY

	Quantity	Base Number	Contract	AT	Region	England
% of FP17s for the same patient ID Re-attending within 3 months - Children	6	218	2.8%	9.3%	11.1%	11.6%
% of FP17s for the same patient ID Re-attending within 3 months - Adults	6	137	4.4%	14.9%	15.3%	15.5%
% of FP17s for the same patient ID Re-attending between 3 & 9 months - Children	132	218	60.6%	59.8%	61.1%	58.8%
% of FP17s for the same patient ID Re-attending between 3 & 9 months - Adults	28	137	20.4%	51.6%	52.3%	51.1%
% of FP17s for Band 1 Urgent Courses	18	316	5.7%	9.4%	9.5%	9.0%
% of FP17s Relating to Free Repair or Replacements	2	316	0.6%	0.5%	0.7%	0.8%
% of FP17s Relating to Continuations	1	316	0.3%	0.8%	0.8%	0.9%
% of Patients satisfied with the dentistry they have received	0	0	N/A	92.5%	93.6%	93.3%
% of Patients satisfied with the time they had to wait for an appointment	0	0	N/A	89.8%	88.8%	88.9%

\* This is based on patients treated on this contract for their most recent course of treatment. Figures in italics indicate the base number of FP17s or Patient Questionnaire responses are less than 100. N/A is shown where the base number of responses is less than 10 during the period. % is calculated as Quantity/Base number\*100

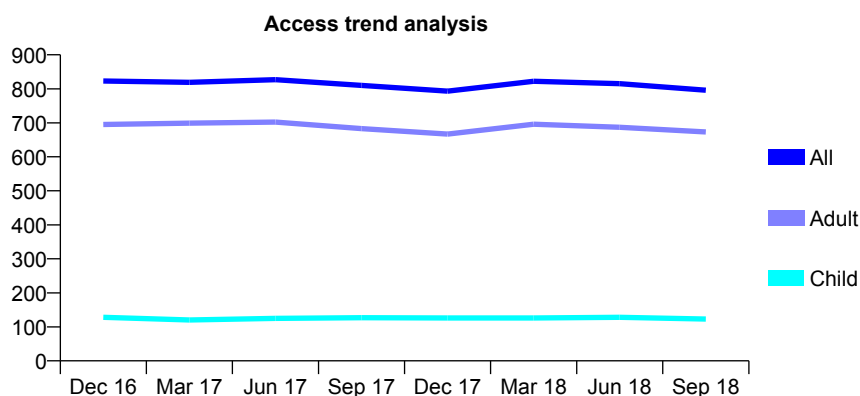
## Q68 - Vital Signs At a Glance Contract Report for 309885/0001 - September 2018

Name or company name	MR DR KELLY
Contract type name	GDS Contract
Purpose of contract	General
Contract start date	01/04/2006
Contract end date	31/08/2018

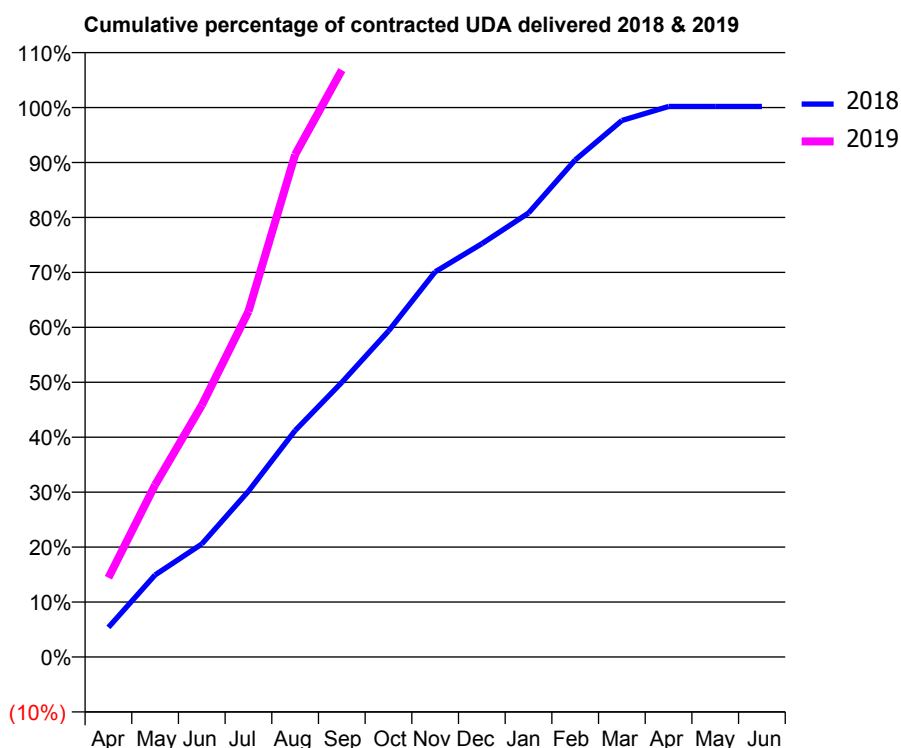
18/19 Contracted general activity (UDA)	914
Carry forward general activity (UDA)	0
18/19 Contracted orthodontic activity (UOA)	0
Carry forward orthodontic activity (UOA)	0
Baseline contract value	£21,099.61

### ACCESS\*

Patients seen in 24 months	Total	Change since previous quarter
Quarter ending September 2017	810	
Quarter ending December 2017	793	↓
Quarter ending March 2018	822	↑
Quarter ending June 2018	815	→
Quarter ending September 2018	796	↓
<b>Variance since September 2017</b>	<b>(1.7%)</b>	<b>↓</b>



### ACTIVITY



Adjusted Scheduled Activity (UDA)		
Month	2018	2019
April	118	132
May	327	286
June	451	419
July	662	575
August	904	836
September	1,096	976
October	1,301	
November	1,537	
December	1,650	
January	1,772	
February	1,984	
March	2,141	
April	2,197	
May	2,197	
June	2,197	

### QUALITY

	Quantity	Base Number	Contract	AT	Region	England
% of FP17s for the same patient ID Re-attending within 3 months - Children	4	105	3.8%	9.3%	11.1%	11.6%
% of FP17s for the same patient ID Re-attending within 3 months - Adults	55	531	10.4%	14.9%	15.3%	15.5%
% of FP17s for the same patient ID Re-attending between 3 & 9 months - Children	77	105	73.3%	59.8%	61.1%	58.8%
% of FP17s for the same patient ID Re-attending between 3 & 9 months - Adults	298	531	56.1%	51.6%	52.3%	51.1%
% of FP17s for Band 1 Urgent Courses	56	600	9.3%	9.4%	9.5%	9.0%
% of FP17s Relating to Free Repair or Replacements	2	600	0.3%	0.5%	0.7%	0.8%
% of FP17s Relating to Continuations	9	600	1.5%	0.8%	0.8%	0.9%
% of Patients satisfied with the dentistry they have received	0	0	N/A	92.5%	93.6%	93.3%
% of Patients satisfied with the time they had to wait for an appointment	0	0	N/A	89.8%	88.8%	88.9%

\* This is based on patients treated on this contract for their most recent course of treatment. Figures in italics indicate the base number of FP17s or Patient Questionnaire responses are less than 100. N/A is shown where the base number of responses is less than 10 during the period. % is calculated as Quantity/Base number\*100

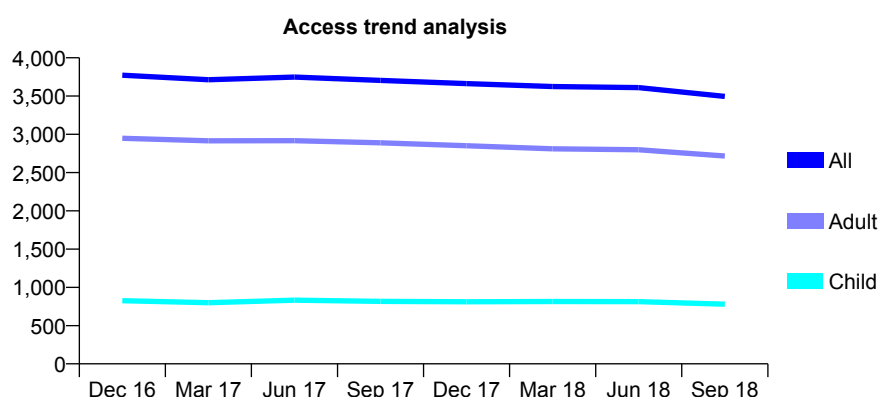
# Q68 - Vital Signs At a Glance Contract Report for 318817/0001 - September 2018

Name or company name	MR CC POORE
Contract type name	GDS Contract
Purpose of contract	General
Contract start date	01/04/2006
Contract end date	

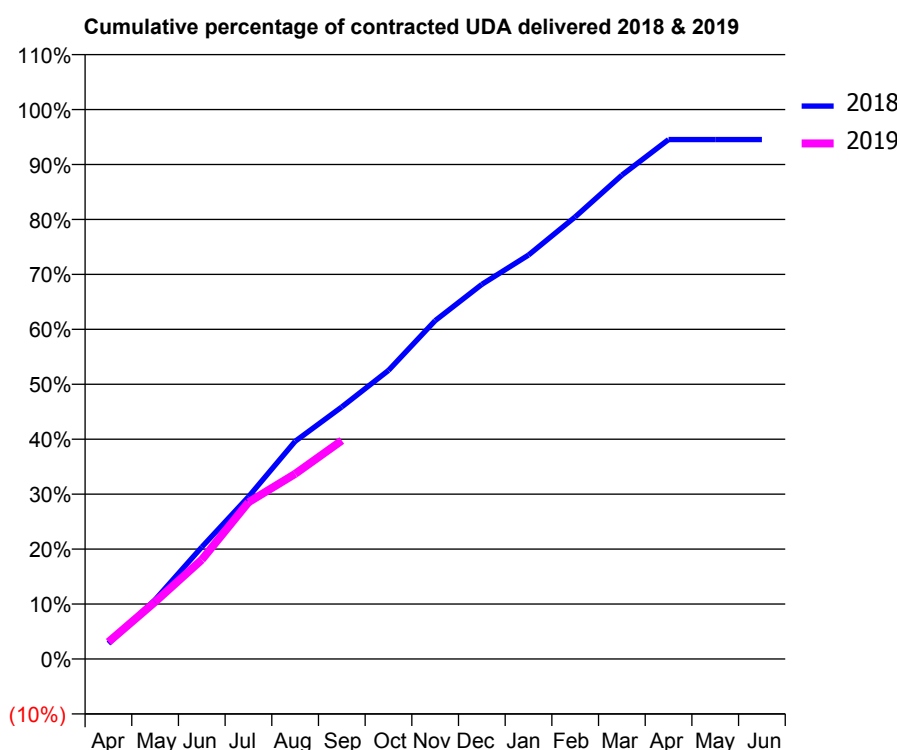
18/19 Contracted general activity (UDA)	9,903
Carry forward general activity (UDA)	0
18/19 Contracted orthodontic activity (UOA)	0
Carry forward orthodontic activity (UOA)	0
Baseline contract value	£237,235.54

## ACCESS\*

Patients seen in 24 months	Total	Change since previous quarter
Quarter ending September 2017	3,705	
Quarter ending December 2017	3,662	↓
Quarter ending March 2018	3,624	↓
Quarter ending June 2018	3,611	→
Quarter ending September 2018	3,496	↓
<b>Variance since September 2017</b>	<b>(5.6%)</b>	<b>↓</b>



## ACTIVITY



Adjusted Scheduled Activity (UDA)		
Month	2018	2019
April	281	307
May	1,067	1,029
June	2,018	1,789
July	2,923	2,825
August	3,924	3,336
September	4,543	3,938
October	5,201	
November	6,097	
December	6,752	
January	7,281	
February	7,969	
March	8,721	
April	9,362	
May	9,362	
June	9,362	

## QUALITY

	Quantity	Base Number	Contract	AT	Region	England
% of FP17s for the same patient ID Re-attending within 3 months - Children	19	543	3.5%	9.3%	11.1%	11.6%
% of FP17s for the same patient ID Re-attending within 3 months - Adults	229	1,746	13.1%	14.9%	15.3%	15.5%
% of FP17s for the same patient ID Re-attending between 3 & 9 months - Children	309	543	56.9%	59.8%	61.1%	58.8%
% of FP17s for the same patient ID Re-attending between 3 & 9 months - Adults	935	1,746	53.6%	51.6%	52.3%	51.1%
% of FP17s for Band 1 Urgent Courses	118	2,049	5.8%	9.4%	9.5%	9.0%
% of FP17s Relating to Free Repair or Replacements	37	2,049	1.8%	0.5%	0.7%	0.8%
% of FP17s Relating to Continuations	0	2,049	0.0%	0.8%	0.8%	0.9%
% of Patients satisfied with the dentistry they have received	0	0	N/A	92.5%	93.6%	93.3%
% of Patients satisfied with the time they had to wait for an appointment	0	0	N/A	89.8%	88.8%	88.9%

\* This is based on patients treated on this contract for their most recent course of treatment. Figures in italics indicate the base number of FP17s or Patient Questionnaire responses are less than 100. N/A is shown where the base number of responses is less than 10 during the period. % is calculated as Quantity/Base number\*100

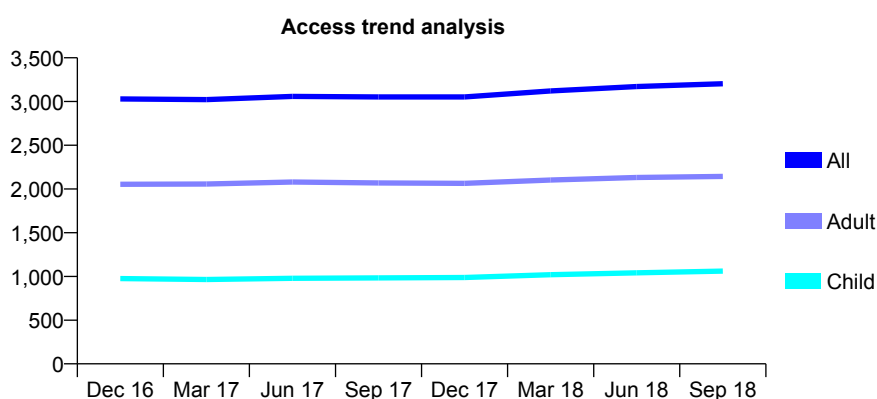
## Q68 - Vital Signs At a Glance Contract Report for 319333/0001 - September 2018

Name or company name	MISS CA HALLWORTH
Contract type name	GDS Contract
Purpose of contract	General
Contract start date	01/04/2006
Contract end date	

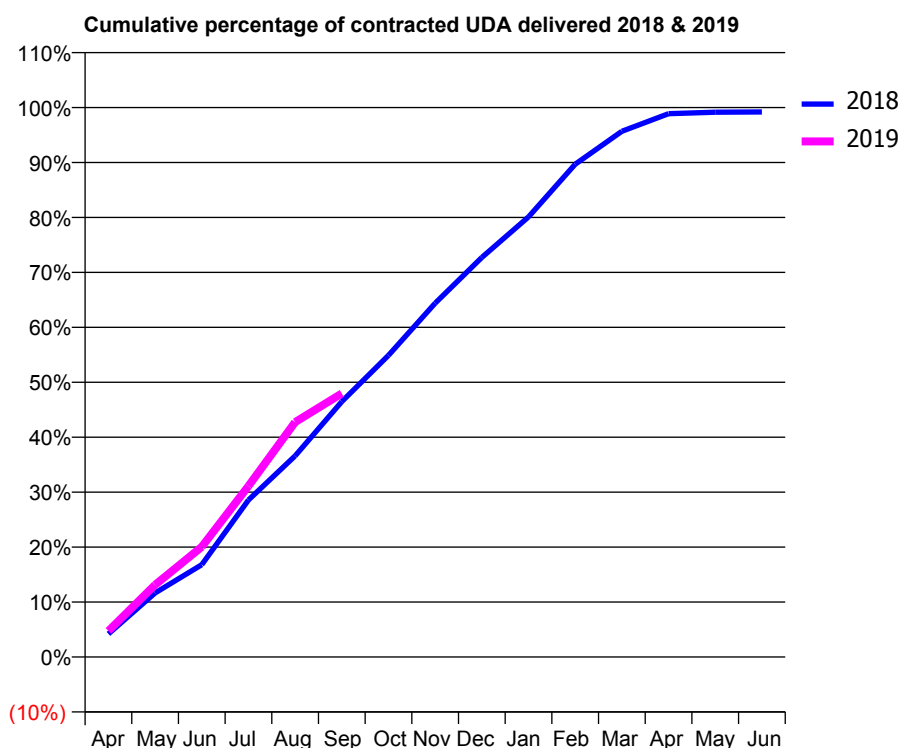
18/19 Contracted general activity (UDA)	8,875
Carry forward general activity (UDA)	72
18/19 Contracted orthodontic activity (UOA)	0
Carry forward orthodontic activity (UOA)	0
Baseline contract value	£347,121.08

### ACCESS\*

Patients seen in 24 months	Total	Change since previous quarter
Quarter ending September 2017	3,052	
Quarter ending December 2017	3,052	→
Quarter ending March 2018	3,121	↑
Quarter ending June 2018	3,172	→
Quarter ending September 2018	3,204	→
<b>Variance since September 2017</b>	<b>5.0%</b>	<b>↑</b>



### ACTIVITY



Adjusted Scheduled Activity (UDA)		
Month	2018	2019
April	374	420
May	1,036	1,166
June	1,492	1,781
July	2,536	2,763
August	3,248	3,795
September	4,125	4,257
October	4,873	
November	5,716	
December	6,454	
January	7,109	
February	7,959	
March	8,492	
April	8,776	
May	8,799	
June	8,803	

### QUALITY

	Quantity	Base Number	Contract	AT	Region	England
% of FP17s for the same patient ID Re-attending within 3 months - Children	114	1,019	11.2%	9.3%	11.1%	11.6%
% of FP17s for the same patient ID Re-attending within 3 months - Adults	231	1,771	13.0%	14.9%	15.3%	15.5%
% of FP17s for the same patient ID Re-attending between 3 & 9 months - Children	659	1,019	64.7%	59.8%	61.1%	58.8%
% of FP17s for the same patient ID Re-attending between 3 & 9 months - Adults	1,149	1,771	64.9%	51.6%	52.3%	51.1%
% of FP17s for Band 1 Urgent Courses	136	2,382	5.7%	9.4%	9.5%	9.0%
% of FP17s Relating to Free Repair or Replacements	10	2,382	0.4%	0.5%	0.7%	0.8%
% of FP17s Relating to Continuations	11	2,382	0.5%	0.8%	0.8%	0.9%
% of Patients satisfied with the dentistry they have received	2	2	N/A	92.5%	93.6%	93.3%
% of Patients satisfied with the time they had to wait for an appointment	1	2	N/A	89.8%	88.8%	88.9%

\* This is based on patients treated on this contract for their most recent course of treatment. Figures in italics indicate the base number of FP17s or Patient Questionnaire responses are less than 100. N/A is shown where the base number of responses is less than 10 during the period. % is calculated as Quantity/Base number\*100

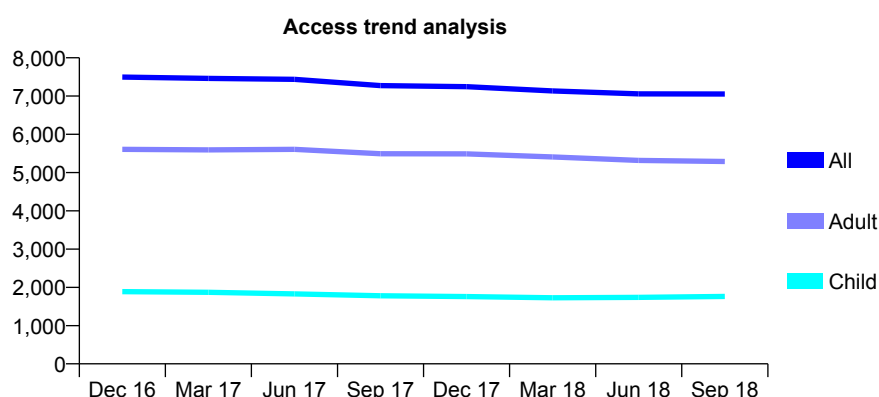
# Q68 - Vital Signs At a Glance Contract Report for 320285/0001 - September 2018

Name or company name	MR GS SANDHU
Contract type name	GDS Contract
Purpose of contract	General
Contract start date	01/04/2006
Contract end date	

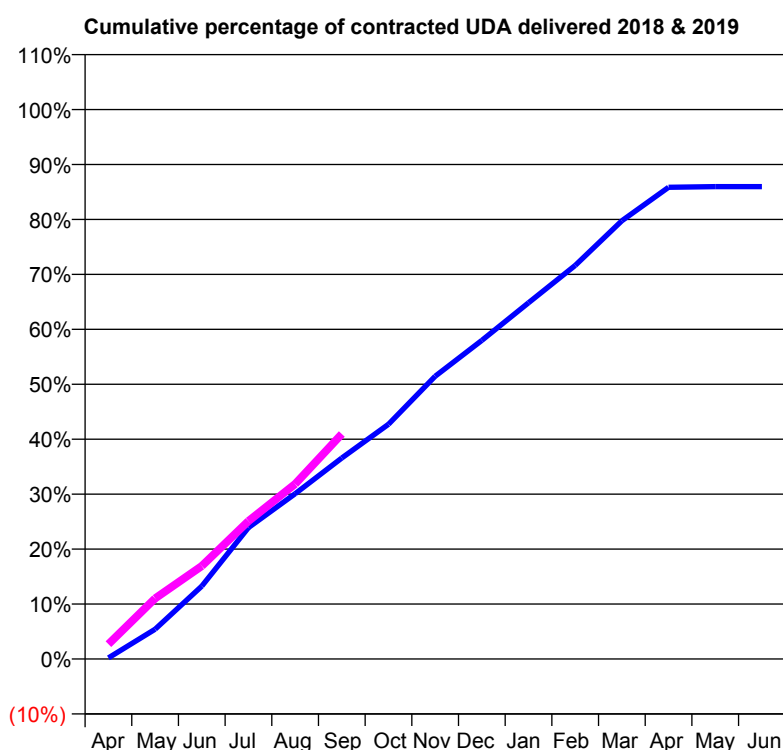
18/19 Contracted general activity (UDA)	25,689
Carry forward general activity (UDA)	0
18/19 Contracted orthodontic activity (UOA)	0
Carry forward orthodontic activity (UOA)	0
Baseline contract value	£801,980.38

## ACCESS\*

Patients seen in 24 months	Total	Change since previous quarter
Quarter ending September 2017	7,273	
Quarter ending December 2017	7,247	→
Quarter ending March 2018	7,135	↓
Quarter ending June 2018	7,056	↓
Quarter ending September 2018	7,052	→
<b>Variance since September 2017</b>	<b>(3.0%)</b>	<b>↓</b>



## ACTIVITY



Adjusted Scheduled Activity (UDA)		
Month	2018	2019
April	50	696
May	1,392	2,833
June	3,410	4,351
July	6,141	6,448
August	7,725	8,180
September	9,396	10,520
October	10,973	
November	13,217	
December	14,898	
January	16,653	
February	18,396	
March	20,488	
April	22,053	
May	22,085	
June	22,087	

## QUALITY

	Quantity	Base Number	Contract	AT	Region	England
% of FP17s for the same patient ID Re-attending within 3 months - Children	79	1,189	6.6%	9.3%	11.1%	11.6%
% of FP17s for the same patient ID Re-attending within 3 months - Adults	516	3,667	14.1%	14.9%	15.3%	15.5%
% of FP17s for the same patient ID Re-attending between 3 & 9 months - Children	507	1,189	42.6%	59.8%	61.1%	58.8%
% of FP17s for the same patient ID Re-attending between 3 & 9 months - Adults	1,878	3,667	51.2%	51.6%	52.3%	51.1%
% of FP17s for Band 1 Urgent Courses	480	4,288	11.2%	9.4%	9.5%	9.0%
% of FP17s Relating to Free Repair or Replacements	29	4,288	0.7%	0.5%	0.7%	0.8%
% of FP17s Relating to Continuations	57	4,288	1.3%	0.8%	0.8%	0.9%
% of Patients satisfied with the dentistry they have received	15	16	93.8%	92.5%	93.6%	93.3%
% of Patients satisfied with the time they had to wait for an appointment	14	16	87.5%	89.8%	88.8%	88.9%

\* This is based on patients treated on this contract for their most recent course of treatment. Figures in italics indicate the base number of FP17s or Patient Questionnaire responses are less than 100. N/A is shown where the base number of responses is less than 10 during the period. % is calculated as Quantity/Base number\*100

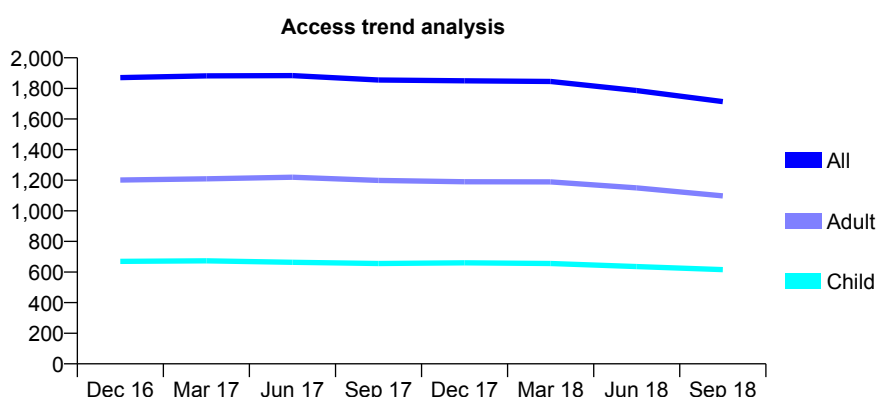
# Q68 - Vital Signs At a Glance Contract Report for 320315/0002 - September 2018

Name or company name	MR JS KETTLE
Contract type name	GDS Contract
Purpose of contract	General
Contract start date	01/11/2007
Contract end date	

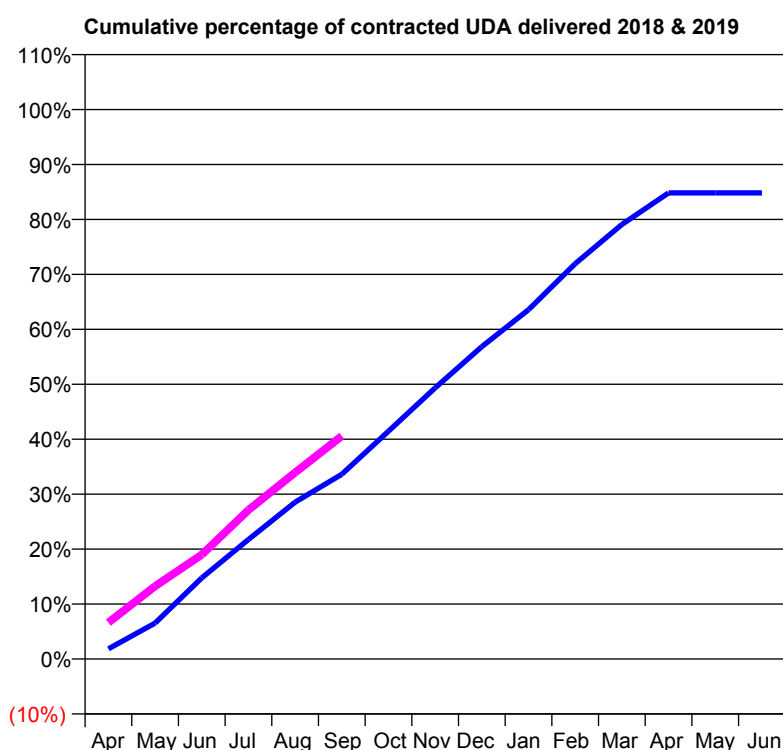
18/19 Contracted general activity (UDA)	2,400
Carry forward general activity (UDA)	0
18/19 Contracted orthodontic activity (UOA)	0
Carry forward orthodontic activity (UOA)	0
Baseline contract value	£53,753.85

## ACCESS\*

Patients seen in 24 months	Total	Change since previous quarter
Quarter ending September 2017	1,855	
Quarter ending December 2017	1,850	→
Quarter ending March 2018	1,845	→
Quarter ending June 2018	1,786	↓
Quarter ending September 2018	1,714	↓
<b>Variance since September 2017</b>	<b>(7.6%)</b>	<b>↓</b>



## ACTIVITY



Adjusted Scheduled Activity (UDA)		
Month	2018	2019
April	44	159
May	157	318
June	355	456
July	522	651
August	685	815
September	807	974
October	995	
November	1,185	
December	1,364	
January	1,525	
February	1,727	
March	1,898	
April	2,036	
May	2,036	
June	2,036	

## QUALITY

	Quantity	Base Number	Contract	AT	Region	England
% of FP17s for the same patient ID Re-attending within 3 months - Children	21	462	4.5%	9.3%	11.1%	11.6%
% of FP17s for the same patient ID Re-attending within 3 months - Adults	128	778	16.5%	14.9%	15.3%	15.5%
% of FP17s for the same patient ID Re-attending between 3 & 9 months - Children	306	462	66.2%	59.8%	61.1%	58.8%
% of FP17s for the same patient ID Re-attending between 3 & 9 months - Adults	427	778	54.9%	51.6%	52.3%	51.1%
% of FP17s for Band 1 Urgent Courses	38	647	5.9%	9.4%	9.5%	9.0%
% of FP17s Relating to Free Repair or Replacements	1	647	0.2%	0.5%	0.7%	0.8%
% of FP17s Relating to Continuations	7	647	1.1%	0.8%	0.8%	0.9%
% of Patients satisfied with the dentistry they have received	0	0	N/A	92.5%	93.6%	93.3%
% of Patients satisfied with the time they had to wait for an appointment	0	0	N/A	89.8%	88.8%	88.9%

\* This is based on patients treated on this contract for their most recent course of treatment. Figures in italics indicate the base number of FP17s or Patient Questionnaire responses are less than 100. N/A is shown where the base number of responses is less than 10 during the period. % is calculated as Quantity/Base number\*100

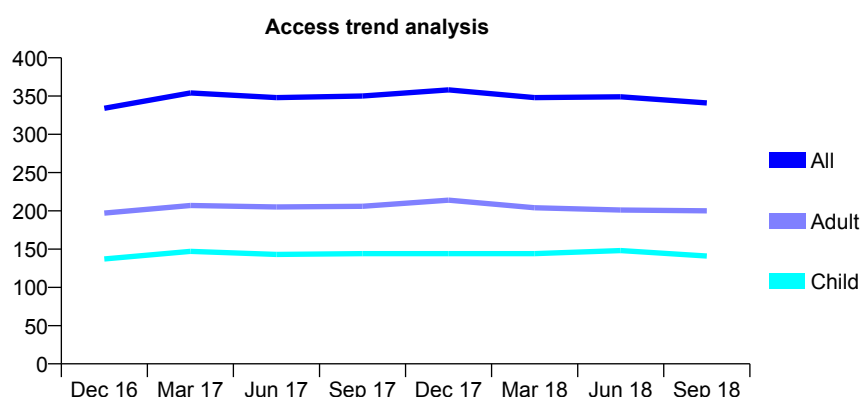
# Q68 - Vital Signs At a Glance Contract Report for 320811/0001 - September 2018

Name or company name	MR AH CURTIS
Contract type name	GDS Contract
Purpose of contract	General
Contract start date	01/04/2006
Contract end date	

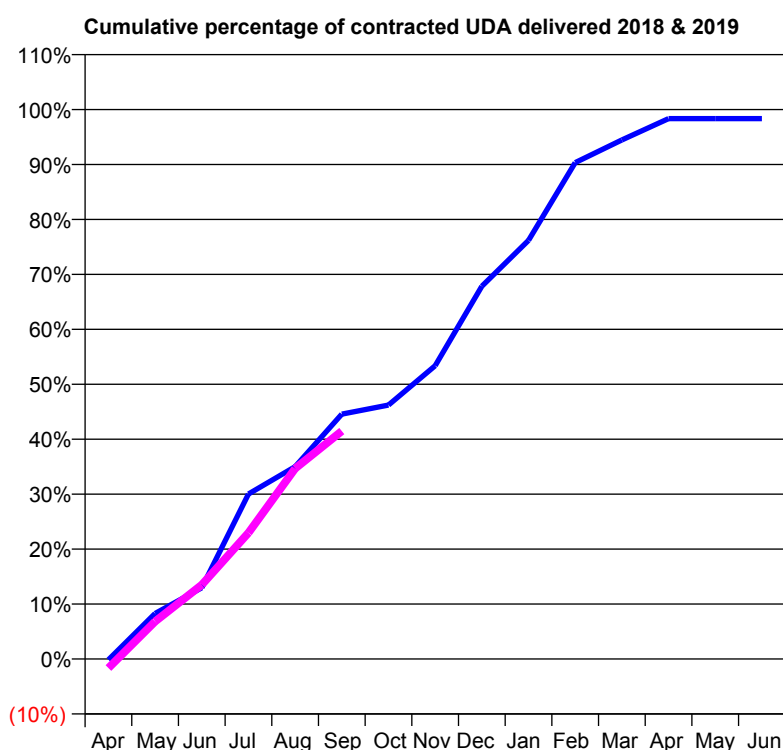
18/19 Contracted general activity (UDA)	604
Carry forward general activity (UDA)	10
18/19 Contracted orthodontic activity (UOA)	0
Carry forward orthodontic activity (UOA)	0
Baseline contract value	£14,947.99

## ACCESS\*

Patients seen in 24 months	Total	Change since previous quarter
Quarter ending September 2017	350	
Quarter ending December 2017	358	↑
Quarter ending March 2018	348	↓
Quarter ending June 2018	349	→
Quarter ending September 2018	341	↓
<b>Variance since September 2017</b>	<b>(2.6%)</b>	<b>↓</b>



## ACTIVITY



Adjusted Scheduled Activity (UDA)		
Month	2018	2019
April	-1	-10
May	50	41
June	78	82
July	181	139
August	211	209
September	269	251
October	279	
November	322	
December	410	
January	460	
February	546	
March	571	
April	594	
May	594	
June	594	

## QUALITY

	Quantity	Base Number	Contract	AT	Region	England
% of FP17s for the same patient ID Re-attending within 3 months - Children	1	101	1.0%	9.3%	11.1%	11.6%
% of FP17s for the same patient ID Re-attending within 3 months - Adults	4	89	4.5%	14.9%	15.3%	15.5%
% of FP17s for the same patient ID Re-attending between 3 & 9 months - Children	69	101	68.3%	59.8%	61.1%	58.8%
% of FP17s for the same patient ID Re-attending between 3 & 9 months - Adults	38	89	42.7%	51.6%	52.3%	51.1%
% of FP17s for Band 1 Urgent Courses	8	168	4.8%	9.4%	9.5%	9.0%
% of FP17s Relating to Free Repair or Replacements	0	168	0.0%	0.5%	0.7%	0.8%
% of FP17s Relating to Continuations	0	168	0.0%	0.8%	0.8%	0.9%
% of Patients satisfied with the dentistry they have received	0	0	N/A	92.5%	93.6%	93.3%
% of Patients satisfied with the time they had to wait for an appointment	0	0	N/A	89.8%	88.8%	88.9%

\* This is based on patients treated on this contract for their most recent course of treatment. Figures in italics indicate the base number of FP17s or Patient Questionnaire responses are less than 100. N/A is shown where the base number of responses is less than 10 during the period. % is calculated as Quantity/Base number\*100



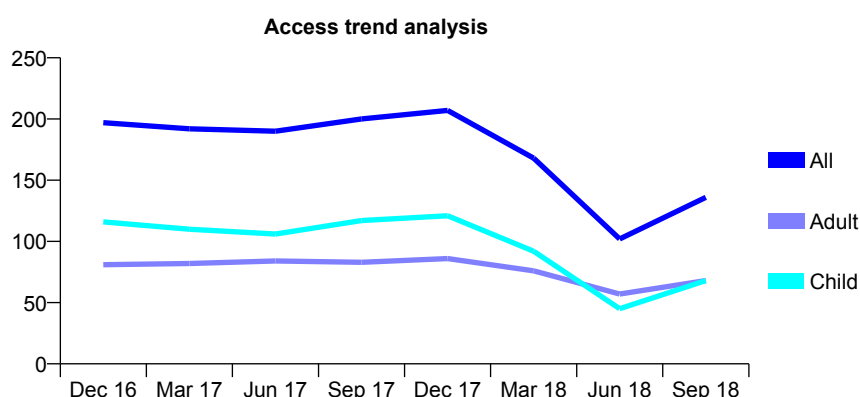
# Q68 - Vital Signs At a Glance Contract Report for 322091/0001 - September 2018

Name or company name	Warren House Dental Practice - Cranleigh
Contract type name	GDS Contract
Purpose of contract	General
Contract start date	01/04/2006
Contract end date	

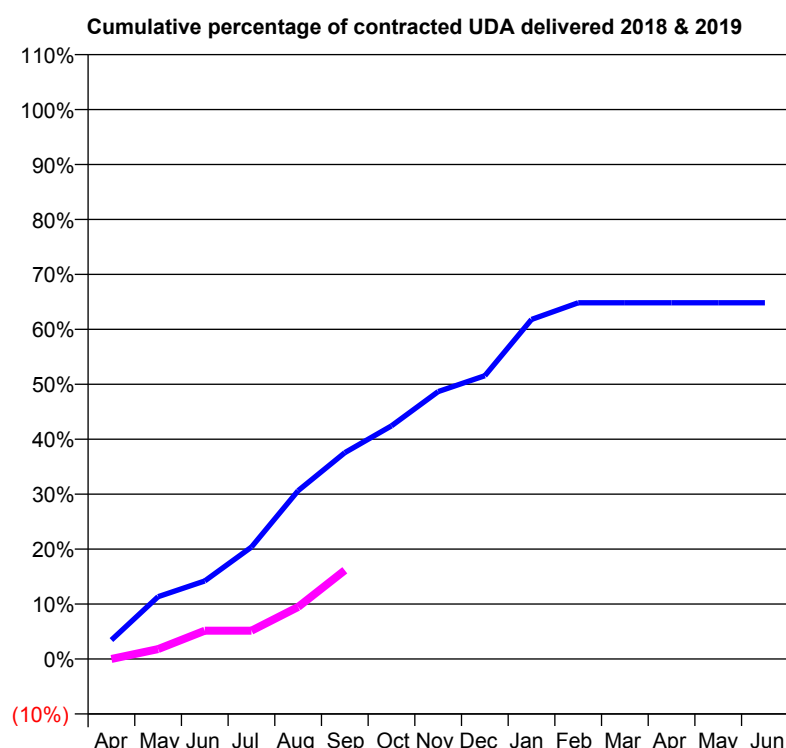
18/19 Contracted general activity (UDA)	664
Carry forward general activity (UDA)	0
18/19 Contracted orthodontic activity (UOA)	0
Carry forward orthodontic activity (UOA)	0
Baseline contract value	£15,661.02

## ACCESS\*

Patients seen in 24 months	Total	Change since previous quarter
Quarter ending September 2017	200	
Quarter ending December 2017	207	↑
Quarter ending March 2018	168	↓
Quarter ending June 2018	102	↓
Quarter ending September 2018	136	↑
<b>Variance since September 2017</b>	<b>(32.0%)</b>	<b>↓</b>



## ACTIVITY



Adjusted Scheduled Activity (UDA)		
Month	2018	2019
April	23	0
May	75	12
June	94	34
July	135	34
August	203	63
September	249	107
October	282	
November	323	
December	342	
January	410	
February	430	
March	430	
April	430	
May	430	
June	430	

## QUALITY

	Quantity	Base Number	Contract	AT	Region	England
% of FP17s for the same patient ID Re-attending within 3 months - Children	1	35	2.9%	9.3%	11.1%	11.6%
% of FP17s for the same patient ID Re-attending within 3 months - Adults	0	22	0.0%	14.9%	15.3%	15.5%
% of FP17s for the same patient ID Re-attending between 3 & 9 months - Children	0	35	0.0%	59.8%	61.1%	58.8%
% of FP17s for the same patient ID Re-attending between 3 & 9 months - Adults	0	22	0.0%	51.6%	52.3%	51.1%
% of FP17s for Band 1 Urgent Courses	6	57	10.5%	9.4%	9.5%	9.0%
% of FP17s Relating to Free Repair or Replacements	0	57	0.0%	0.5%	0.7%	0.8%
% of FP17s Relating to Continuations	0	57	0.0%	0.8%	0.8%	0.9%
% of Patients satisfied with the dentistry they have received	0	0	N/A	92.5%	93.6%	93.3%
% of Patients satisfied with the time they had to wait for an appointment	0	0	N/A	89.8%	88.8%	88.9%

\* This is based on patients treated on this contract for their most recent course of treatment. Figures in italics indicate the base number of FP17s or Patient Questionnaire responses are less than 100. N/A is shown where the base number of responses is less than 10 during the period. % is calculated as Quantity/Base number\*100

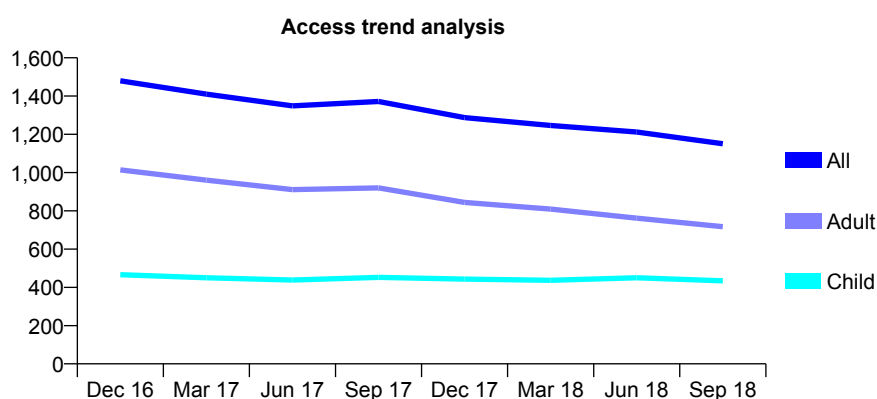
## Q68 - Vital Signs At a Glance Contract Report for 324213/0001 - September 2018

Name or company name	Abraham Askari-Yagane
Contract type name	GDS Contract
Purpose of contract	General
Contract start date	01/04/2006
Contract end date	

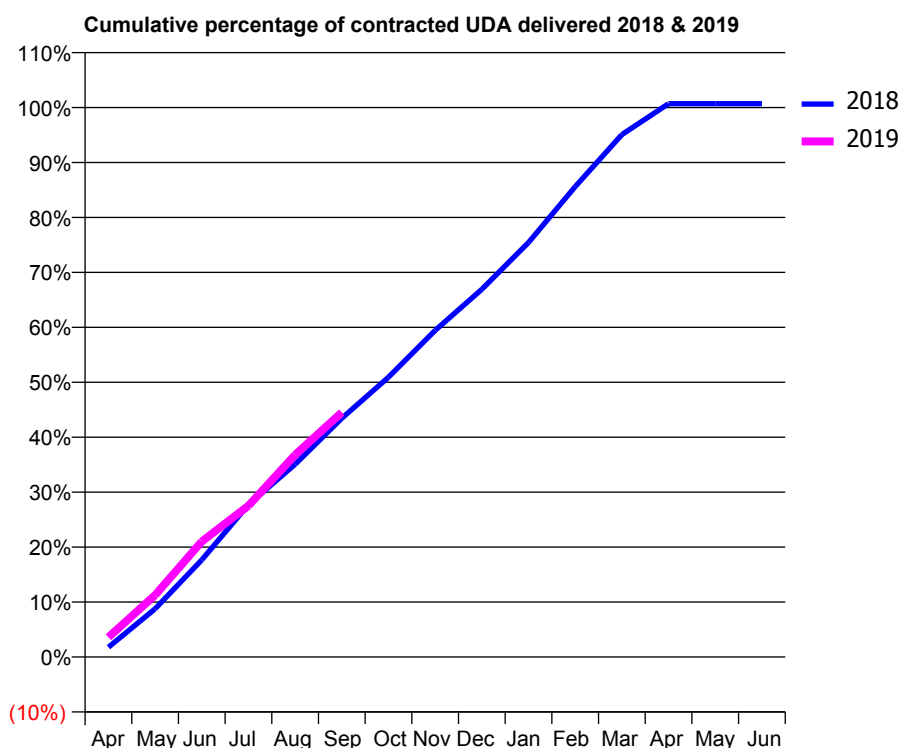
18/19 Contracted general activity (UDA)	3,561
Carry forward general activity (UDA)	0
18/19 Contracted orthodontic activity (UOA)	0
Carry forward orthodontic activity (UOA)	0
Baseline contract value	£86,765.36

### ACCESS\*

Patients seen in 24 months	Total	Change since previous quarter
Quarter ending September 2017	1,372	
Quarter ending December 2017	1,287	↓
Quarter ending March 2018	1,246	↓
Quarter ending June 2018	1,212	↓
Quarter ending September 2018	1,151	↓
<b>Variance since September 2017</b>	<b>(16.1%)</b>	↓



### ACTIVITY



Adjusted Scheduled Activity (UDA)		
Month	2018	2019
April	63	128
May	312	401
June	630	749
July	987	980
August	1,249	1,311
September	1,547	1,585
October	1,814	
November	2,116	
December	2,383	
January	2,686	
February	3,049	
March	3,385	
April	3,586	
May	3,586	
June	3,586	

### QUALITY

	Quantity	Base Number	Contract	AT	Region	England
% of FP17s for the same patient ID Re-attending within 3 months - Children	16	350	4.6%	9.3%	11.1%	11.6%
% of FP17s for the same patient ID Re-attending within 3 months - Adults	24	472	5.1%	14.9%	15.3%	15.5%
% of FP17s for the same patient ID Re-attending between 3 & 9 months - Children	217	350	62.0%	59.8%	61.1%	58.8%
% of FP17s for the same patient ID Re-attending between 3 & 9 months - Adults	307	472	65.0%	51.6%	52.3%	51.1%
% of FP17s for Band 1 Urgent Courses	32	718	4.5%	9.4%	9.5%	9.0%
% of FP17s Relating to Free Repair or Replacements	0	718	0.0%	0.5%	0.7%	0.8%
% of FP17s Relating to Continuations	0	718	0.0%	0.8%	0.8%	0.9%
% of Patients satisfied with the dentistry they have received	0	0	N/A	92.5%	93.6%	93.3%
% of Patients satisfied with the time they had to wait for an appointment	0	0	N/A	89.8%	88.8%	88.9%

\* This is based on patients treated on this contract for their most recent course of treatment. Figures in italics indicate the base number of FP17s or Patient Questionnaire responses are less than 100. N/A is shown where the base number of responses is less than 10 during the period. % is calculated as Quantity/Base number\*100

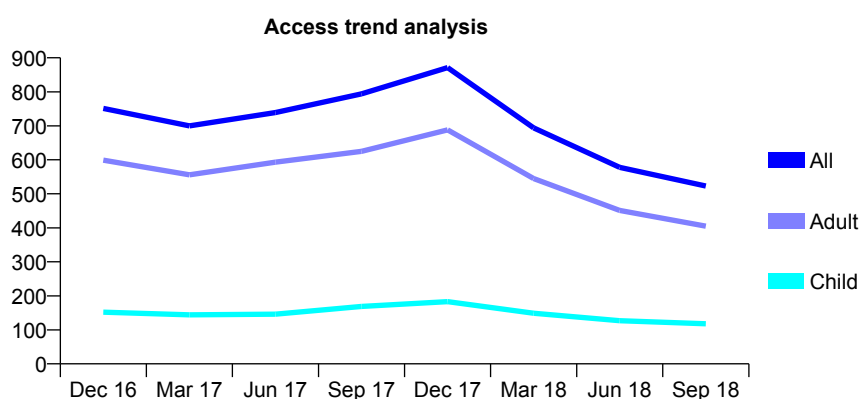
## Q68 - Vital Signs At a Glance Contract Report for 324477/0001 - September 2018

Name or company name	Montpelier Dental Care
Contract type name	GDS Contract
Purpose of contract	General
Contract start date	01/04/2006
Contract end date	

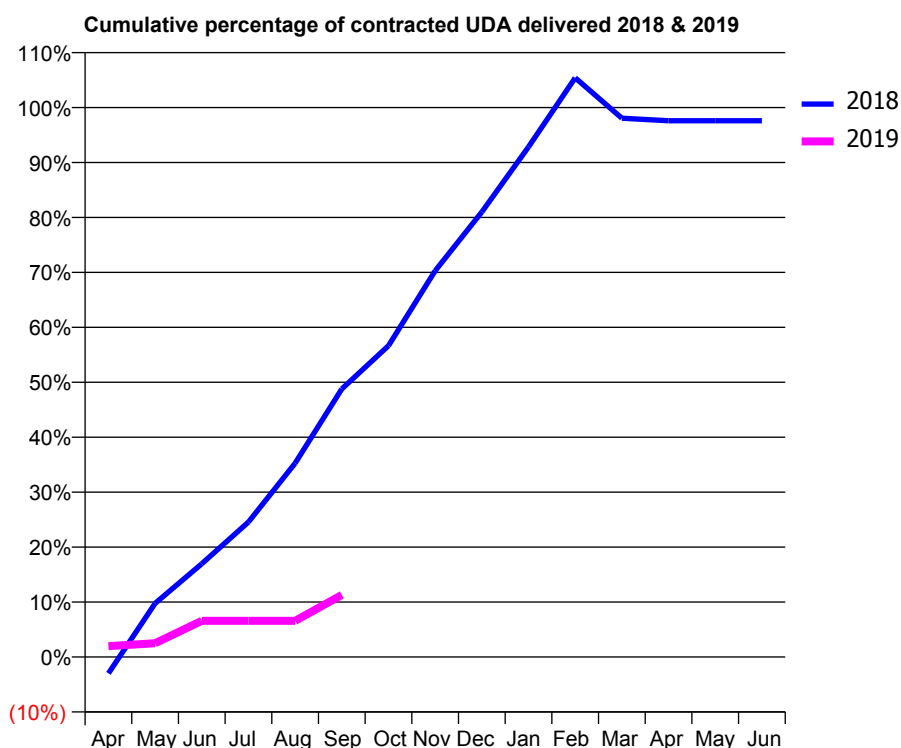
18/19 Contracted general activity (UDA)	2,932
Carry forward general activity (UDA)	70
18/19 Contracted orthodontic activity (UOA)	0
Carry forward orthodontic activity (UOA)	0
Baseline contract value	£94,310.90

### ACCESS\*

Patients seen in 24 months	Total	Change since previous quarter
Quarter ending September 2017	794	
Quarter ending December 2017	871	↑
Quarter ending March 2018	694	↓
Quarter ending June 2018	578	↓
Quarter ending September 2018	523	↓
<b>Variance since September 2017</b>	<b>(34.1%)</b>	<b>↓</b>



### ACTIVITY



Adjusted Scheduled Activity (UDA)		
Month	2018	2019
April	-87	58
May	285	73
June	496	193
July	719	193
August	1,032	193
September	1,427	331
October	1,657	
November	2,056	
December	2,369	
January	2,715	
February	3,083	
March	2,868	
April	2,855	
May	2,855	
June	2,855	

### QUALITY

	Quantity	Base Number	Contract	AT	Region	England
% of FP17s for the same patient ID Re-attending within 3 months - Children	0	36	0.0%	9.3%	11.1%	11.6%
% of FP17s for the same patient ID Re-attending within 3 months - Adults	6	138	4.3%	14.9%	15.3%	15.5%
% of FP17s for the same patient ID Re-attending between 3 & 9 months - Children	1	36	2.8%	59.8%	61.1%	58.8%
% of FP17s for the same patient ID Re-attending between 3 & 9 months - Adults	20	138	14.5%	51.6%	52.3%	51.1%
% of FP17s for Band 1 Urgent Courses	26	171	15.2%	9.4%	9.5%	9.0%
% of FP17s Relating to Free Repair or Replacements	1	171	0.6%	0.5%	0.7%	0.8%
% of FP17s Relating to Continuations	1	171	0.6%	0.8%	0.8%	0.9%
% of Patients satisfied with the dentistry they have received	0	0	N/A	92.5%	93.6%	93.3%
% of Patients satisfied with the time they had to wait for an appointment	0	0	N/A	89.8%	88.8%	88.9%

\* This is based on patients treated on this contract for their most recent course of treatment. Figures in italics indicate the base number of FP17s or Patient Questionnaire responses are less than 100. N/A is shown where the base number of responses is less than 10 during the period. % is calculated as Quantity/Base number\*100

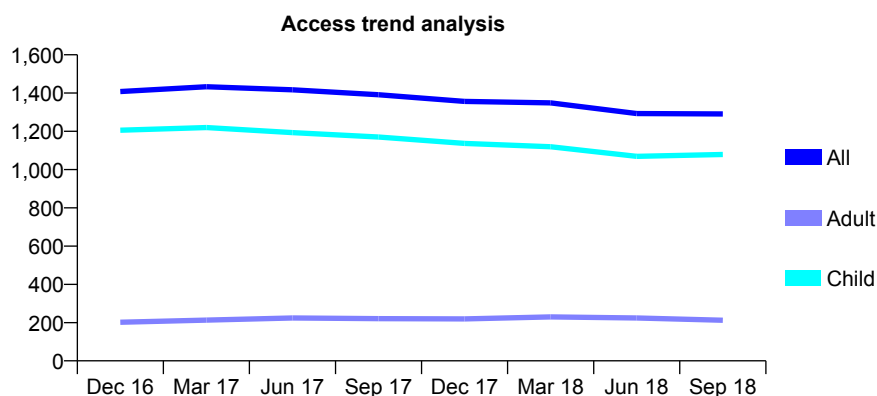
## Q68 - Vital Signs At a Glance Contract Report for 324655/0001 - September 2018

Name or company name	MRS SC TAYLOR
Contract type name	GDS Contract
Purpose of contract	General
Contract start date	01/04/2006
Contract end date	

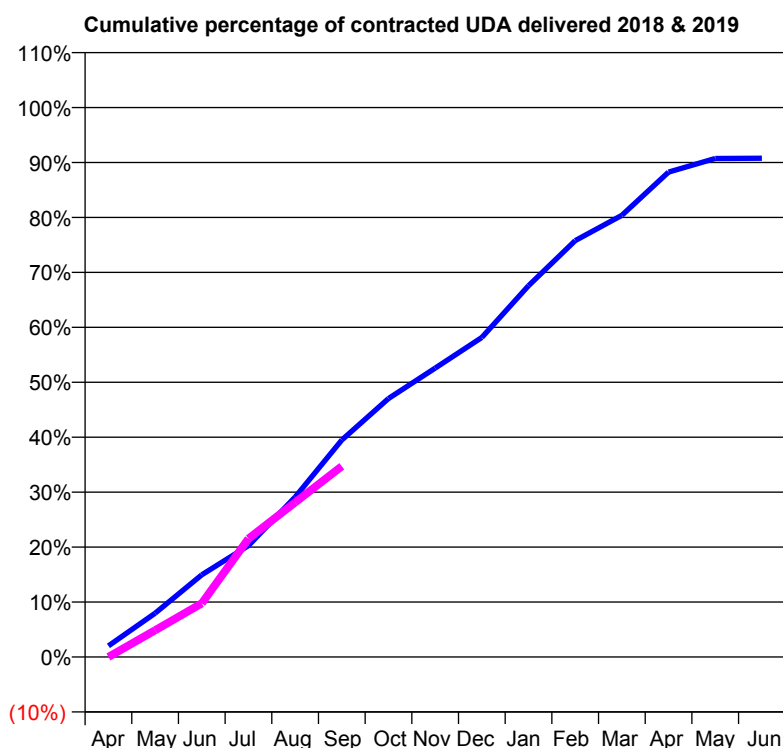
18/19 Contracted general activity (UDA)	2,221
Carry forward general activity (UDA)	0
18/19 Contracted orthodontic activity (UOA)	0
Carry forward orthodontic activity (UOA)	0
Baseline contract value	£53,781.05

### ACCESS\*

Patients seen in 24 months	Total	Change since previous quarter
Quarter ending September 2017	1,391	
Quarter ending December 2017	1,356	↓
Quarter ending March 2018	1,349	→
Quarter ending June 2018	1,293	↓
Quarter ending September 2018	1,291	→
<b>Variance since September 2017</b>	<b>(7.2%)</b>	<b>↓</b>



### ACTIVITY



Adjusted Scheduled Activity (UDA)		
Month	2018	2019
April	45	0
May	177	108
June	332	217
July	450	478
August	647	625
September	877	771
October	1,045	
November	1,168	
December	1,292	
January	1,501	
February	1,683	
March	1,785	
April	1,960	
May	2,015	
June	2,016	

### QUALITY

	Quantity	Base Number	Contract	AT	Region	England
% of FP17s for the same patient ID Re-attending within 3 months - Children	43	752	5.7%	9.3%	11.1%	11.6%
% of FP17s for the same patient ID Re-attending within 3 months - Adults	1	54	1.9%	14.9%	15.3%	15.5%
% of FP17s for the same patient ID Re-attending between 3 & 9 months - Children	433	752	57.6%	59.8%	61.1%	58.8%
% of FP17s for the same patient ID Re-attending between 3 & 9 months - Adults	25	54	46.3%	51.6%	52.3%	51.1%
% of FP17s for Band 1 Urgent Courses	21	631	3.3%	9.4%	9.5%	9.0%
% of FP17s Relating to Free Repair or Replacements	0	631	0.0%	0.5%	0.7%	0.8%
% of FP17s Relating to Continuations	0	631	0.0%	0.8%	0.8%	0.9%
% of Patients satisfied with the dentistry they have received	1	1	N/A	92.5%	93.6%	93.3%
% of Patients satisfied with the time they had to wait for an appointment	1	1	N/A	89.8%	88.8%	88.9%

\* This is based on patients treated on this contract for their most recent course of treatment. Figures in italics indicate the base number of FP17s or Patient Questionnaire responses are less than 100. N/A is shown where the base number of responses is less than 10 during the period. % is calculated as Quantity/Base number\*100

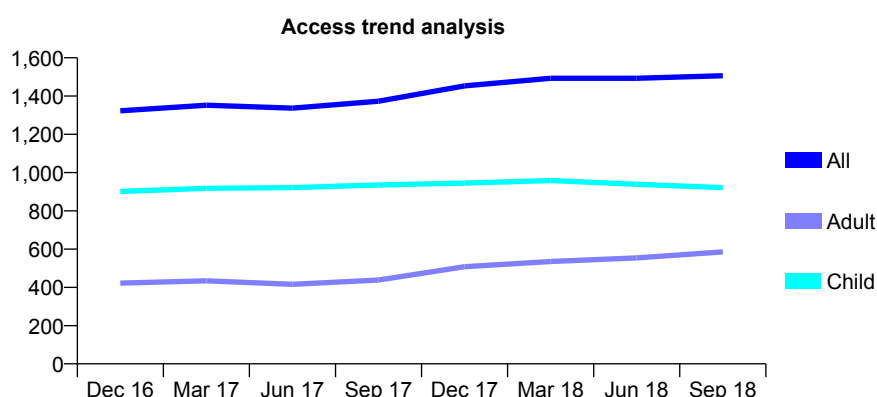
# Q68 - Vital Signs At a Glance Contract Report for 325422/0001 - September 2018

Name or company name	MR AM HOPKINS
Contract type name	GDS Contract
Purpose of contract	General
Contract start date	01/04/2006
Contract end date	

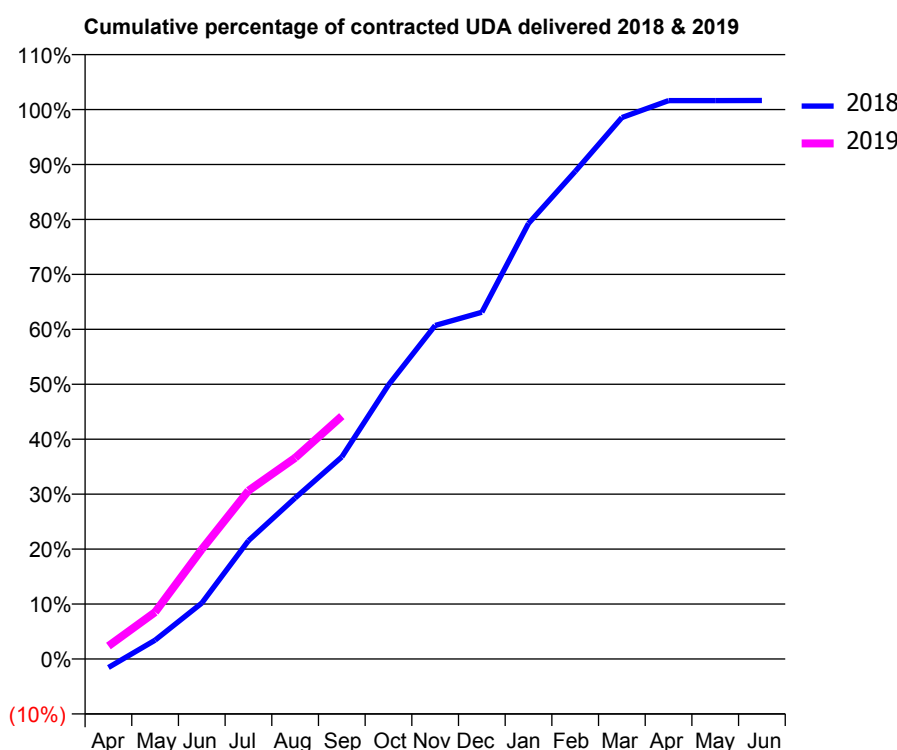
18/19 Contracted general activity (UDA)	3,200
Carry forward general activity (UDA)	0
18/19 Contracted orthodontic activity (UOA)	0
Carry forward orthodontic activity (UOA)	0
Baseline contract value	£89,443.43

## ACCESS\*

Patients seen in 24 months	Total	Change since previous quarter
Quarter ending September 2017	1,373	
Quarter ending December 2017	1,453	↑
Quarter ending March 2018	1,493	↑
Quarter ending June 2018	1,493	→
Quarter ending September 2018	1,506	→
<b>Variance since September 2017</b>	<b>9.7%</b>	<b>↑</b>



## ACTIVITY



Adjusted Scheduled Activity (UDA)		
Month	2018	2019
April	-50	76
May	110	273
June	325	639
July	689	980
August	938	1,171
September	1,177	1,415
October	1,596	
November	1,942	
December	2,019	
January	2,536	
February	2,840	
March	3,153	
April	3,252	
May	3,252	
June	3,253	

## QUALITY

	Quantity	Base Number	Contract	AT	Region	England
% of FP17s for the same patient ID Re-attending within 3 months - Children	56	666	8.4%	9.3%	11.1%	11.6%
% of FP17s for the same patient ID Re-attending within 3 months - Adults	46	223	20.6%	14.9%	15.3%	15.5%
% of FP17s for the same patient ID Re-attending between 3 & 9 months - Children	457	666	68.6%	59.8%	61.1%	58.8%
% of FP17s for the same patient ID Re-attending between 3 & 9 months - Adults	80	223	35.9%	51.6%	52.3%	51.1%
% of FP17s for Band 1 Urgent Courses	82	810	10.1%	9.4%	9.5%	9.0%
% of FP17s Relating to Free Repair or Replacements	19	810	2.3%	0.5%	0.7%	0.8%
% of FP17s Relating to Continuations	2	810	0.2%	0.8%	0.8%	0.9%
% of Patients satisfied with the dentistry they have received	2	2	N/A	92.5%	93.6%	93.3%
% of Patients satisfied with the time they had to wait for an appointment	2	2	N/A	89.8%	88.8%	88.9%

\* This is based on patients treated on this contract for their most recent course of treatment. Figures in italics indicate the base number of FP17s or Patient Questionnaire responses are less than 100. N/A is shown where the base number of responses is less than 10 during the period. % is calculated as Quantity/Base number\*100

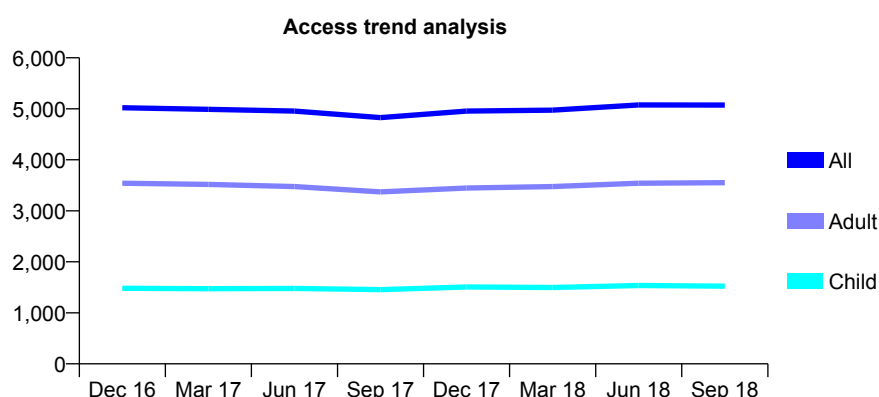
# Q68 - Vital Signs At a Glance Contract Report for 325902/0001 - September 2018

Name or company name	MR AS GOUGH
Contract type name	GDS Contract
Purpose of contract	General
Contract start date	01/04/2006
Contract end date	

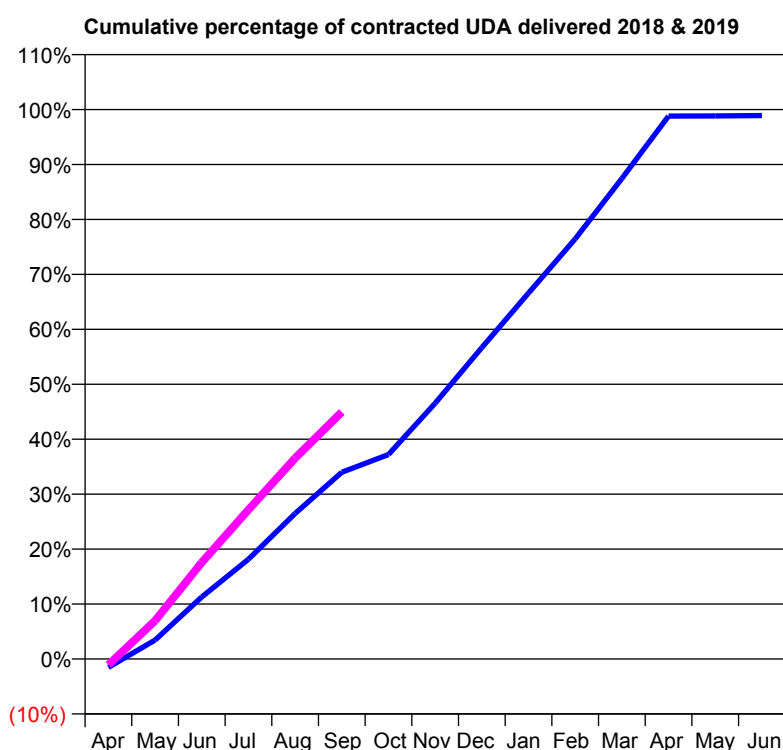
18/19 Contracted general activity (UDA)	15,612
Carry forward general activity (UDA)	170
18/19 Contracted orthodontic activity (UOA)	0
Carry forward orthodontic activity (UOA)	0
Baseline contract value	£374,526.35

## ACCESS\*

Patients seen in 24 months	Total	Change since previous quarter
Quarter ending September 2017	4,827	
Quarter ending December 2017	4,955	↑
Quarter ending March 2018	4,973	→
Quarter ending June 2018	5,077	↑
Quarter ending September 2018	5,074	→
<b>Variance since September 2017</b>	<b>5.1%</b>	<b>↑</b>



## ACTIVITY



Adjusted Scheduled Activity (UDA)		
Month	2018	2019
April	-239	-170
May	538	1,089
June	1,763	2,745
July	2,836	4,243
August	4,135	5,708
September	5,306	7,019
October	5,809	
November	7,267	
December	8,848	
January	10,397	
February	11,936	
March	13,650	
April	15,425	
May	15,429	
June	15,442	

## QUALITY

	Quantity	Base Number	Contract	AT	Region	England
% of FP17s for the same patient ID Re-attending within 3 months - Children	120	1,291	9.3%	9.3%	11.1%	11.6%
% of FP17s for the same patient ID Re-attending within 3 months - Adults	479	2,843	16.8%	14.9%	15.3%	15.5%
% of FP17s for the same patient ID Re-attending between 3 & 9 months - Children	804	1,291	62.3%	59.8%	61.1%	58.8%
% of FP17s for the same patient ID Re-attending between 3 & 9 months - Adults	1,629	2,843	57.3%	51.6%	52.3%	51.1%
% of FP17s for Band 1 Urgent Courses	331	3,354	9.9%	9.4%	9.5%	9.0%
% of FP17s Relating to Free Repair or Replacements	73	3,354	2.2%	0.5%	0.7%	0.8%
% of FP17s Relating to Continuations	0	3,354	0.0%	0.8%	0.8%	0.9%
% of Patients satisfied with the dentistry they have received	2	2	N/A	92.5%	93.6%	93.3%
% of Patients satisfied with the time they had to wait for an appointment	2	2	N/A	89.8%	88.8%	88.9%

\* This is based on patients treated on this contract for their most recent course of treatment. Figures in italics indicate the base number of FP17s or Patient Questionnaire responses are less than 100. N/A is shown where the base number of responses is less than 10 during the period. % is calculated as Quantity/Base number\*100

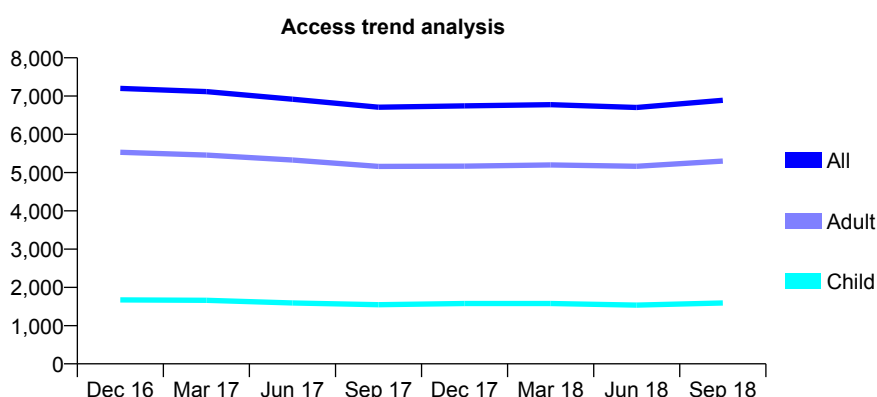
## Q68 - Vital Signs At a Glance Contract Report for 325902/0002 - September 2018

Name or company name	MR AS GOUGH
Contract type name	GDS Contract
Purpose of contract	General
Contract start date	01/04/2006
Contract end date	

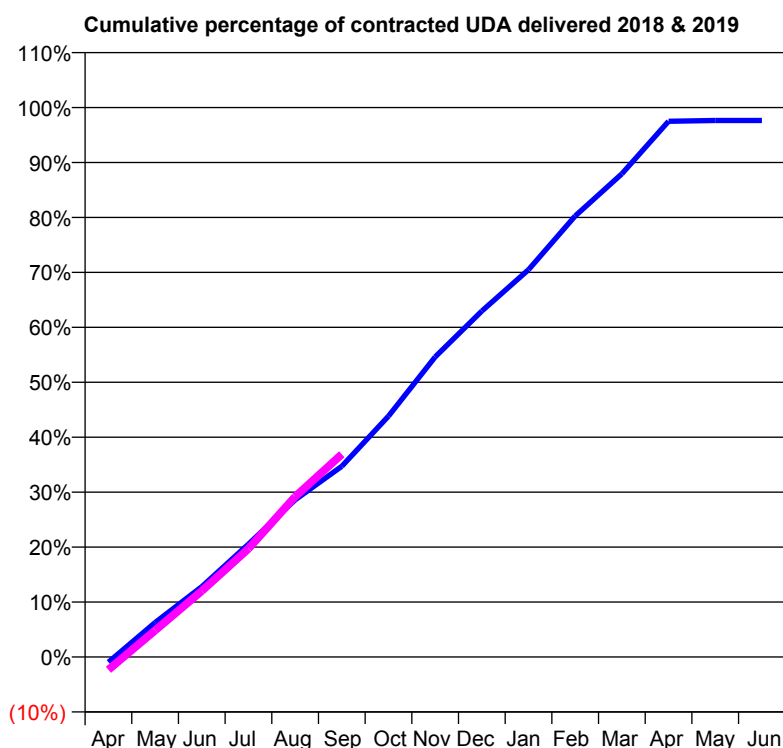
18/19 Contracted general activity (UDA)	23,284
Carry forward general activity (UDA)	548
18/19 Contracted orthodontic activity (UOA)	0
Carry forward orthodontic activity (UOA)	0
Baseline contract value	£602,483.62

### ACCESS\*

Patients seen in 24 months	Total	Change since previous quarter
Quarter ending September 2017	6,707	
Quarter ending December 2017	6,744	→
Quarter ending March 2018	6,776	→
Quarter ending June 2018	6,701	↓
Quarter ending September 2018	6,890	↑
<b>Variance since September 2017</b>	<b>2.7%</b>	<b>↑</b>



### ACTIVITY



Adjusted Scheduled Activity (UDA)		
Month	2018	2019
April	-222	-548
May	1,460	1,128
June	2,981	2,802
July	4,780	4,592
August	6,659	6,795
September	8,085	8,593
October	10,206	
November	12,717	
December	14,659	
January	16,414	
February	18,688	
March	20,474	
April	22,699	
May	22,736	
June	22,736	

### QUALITY

	Quantity	Base Number	Contract	AT	Region	England
% of FP17s for the same patient ID Re-attending within 3 months - Children	106	1,393	7.6%	9.3%	11.1%	11.6%
% of FP17s for the same patient ID Re-attending within 3 months - Adults	594	4,236	14.0%	14.9%	15.3%	15.5%
% of FP17s for the same patient ID Re-attending between 3 & 9 months - Children	867	1,393	62.2%	59.8%	61.1%	58.8%
% of FP17s for the same patient ID Re-attending between 3 & 9 months - Adults	2,643	4,236	62.4%	51.6%	52.3%	51.1%
% of FP17s for Band 1 Urgent Courses	456	4,621	9.9%	9.4%	9.5%	9.0%
% of FP17s Relating to Free Repair or Replacements	61	4,621	1.3%	0.5%	0.7%	0.8%
% of FP17s Relating to Continuations	5	4,621	0.1%	0.8%	0.8%	0.9%
% of Patients satisfied with the dentistry they have received	1	1	N/A	92.5%	93.6%	93.3%
% of Patients satisfied with the time they had to wait for an appointment	1	1	N/A	89.8%	88.8%	88.9%

\* This is based on patients treated on this contract for their most recent course of treatment. Figures in italics indicate the base number of FP17s or Patient Questionnaire responses are less than 100. N/A is shown where the base number of responses is less than 10 during the period. % is calculated as Quantity/Base number\*100



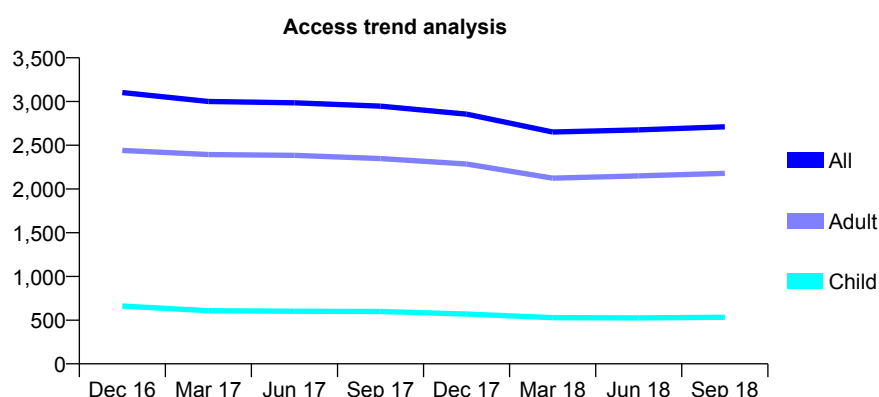
# Q68 - Vital Signs At a Glance Contract Report for 326011/0001 - September 2018

Name or company name	Firs Dental Surgery Partnership
Contract type name	GDS Contract
Purpose of contract	General
Contract start date	01/04/2006
Contract end date	

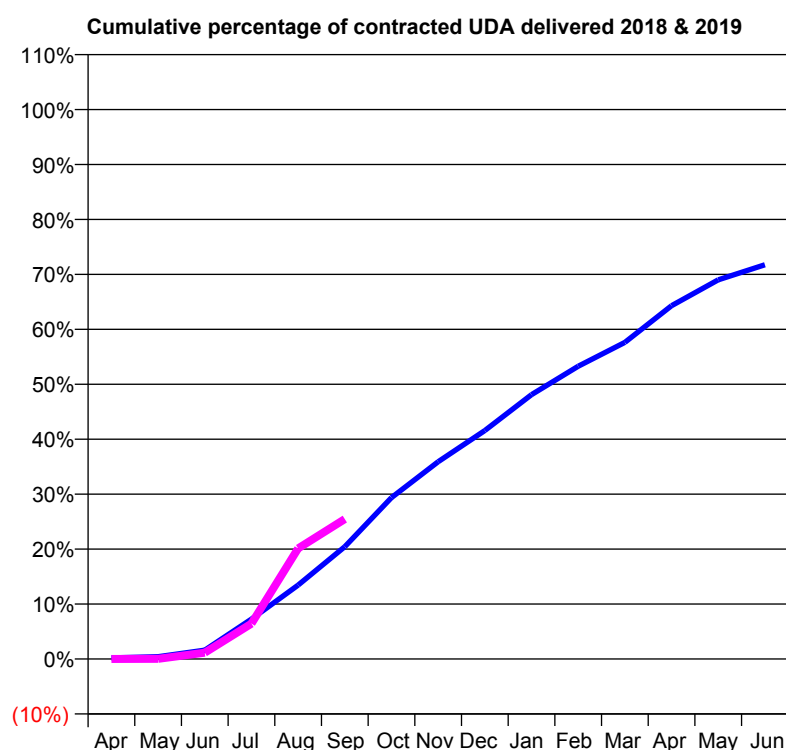
18/19 Contracted general activity (UDA)	10,300
Carry forward general activity (UDA)	0
18/19 Contracted orthodontic activity (UOA)	0
Carry forward orthodontic activity (UOA)	0
Baseline contract value	£235,116.95

## ACCESS\*

Patients seen in 24 months	Total	Change since previous quarter
Quarter ending September 2017	2,947	
Quarter ending December 2017	2,856	↓
Quarter ending March 2018	2,651	↓
Quarter ending June 2018	2,675	→
Quarter ending September 2018	2,711	→
<b>Variance since September 2017</b>	<b>(8.0%)</b>	<b>↓</b>



## ACTIVITY



Adjusted Scheduled Activity (UDA)		
Month	2018	2019
April	21	0
May	44	3
June	167	118
July	748	663
August	1,386	2,074
September	2,105	2,624
October	3,025	
November	3,699	
December	4,283	
January	4,955	
February	5,487	
March	5,934	
April	6,623	
May	7,107	
June	7,390	

## QUALITY

	Quantity	Base Number	Contract	AT	Region	England
% of FP17s for the same patient ID Re-attending within 3 months - Children	21	317	6.6%	9.3%	11.1%	11.6%
% of FP17s for the same patient ID Re-attending within 3 months - Adults	240	1,599	15.0%	14.9%	15.3%	15.5%
% of FP17s for the same patient ID Re-attending between 3 & 9 months - Children	163	317	51.4%	59.8%	61.1%	58.8%
% of FP17s for the same patient ID Re-attending between 3 & 9 months - Adults	788	1,599	49.3%	51.6%	52.3%	51.1%
% of FP17s for Band 1 Urgent Courses	107	1,202	8.9%	9.4%	9.5%	9.0%
% of FP17s Relating to Free Repair or Replacements	11	1,202	0.9%	0.5%	0.7%	0.8%
% of FP17s Relating to Continuations	0	1,202	0.0%	0.8%	0.8%	0.9%
% of Patients satisfied with the dentistry they have received	1	1	N/A	92.5%	93.6%	93.3%
% of Patients satisfied with the time they had to wait for an appointment	1	1	N/A	89.8%	88.8%	88.9%

\* This is based on patients treated on this contract for their most recent course of treatment. Figures in italics indicate the base number of FP17s or Patient Questionnaire responses are less than 100. N/A is shown where the base number of responses is less than 10 during the period. % is calculated as Quantity/Base number\*100

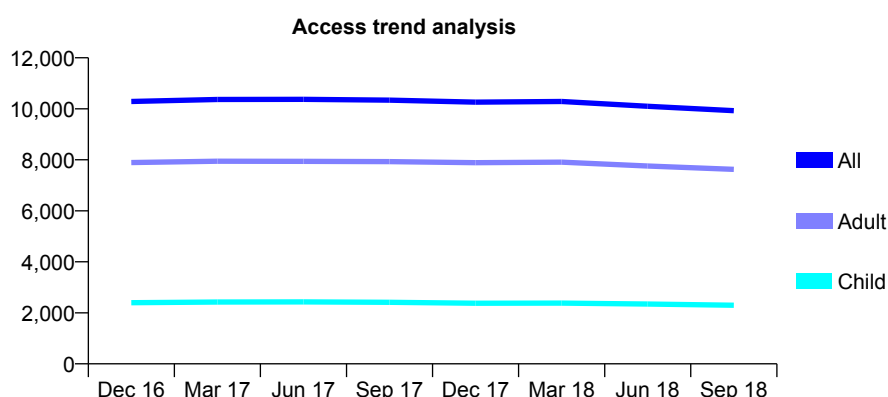
# Q68 - Vital Signs At a Glance Contract Report for 331279/0002 - September 2018

Name or company name	Battle Road Dental Practice
Contract type name	GDS Contract
Purpose of contract	General
Contract start date	01/04/2008
Contract end date	

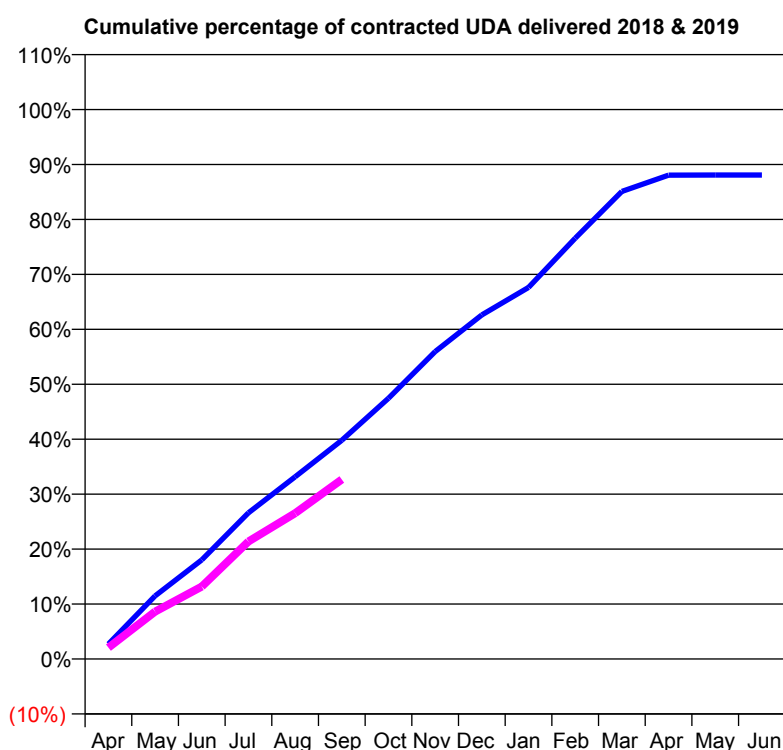
18/19 Contracted general activity (UDA)	30,290
Carry forward general activity (UDA)	0
18/19 Contracted orthodontic activity (UOA)	0
Carry forward orthodontic activity (UOA)	0
Baseline contract value	£814,727.62

## ACCESS\*

Patients seen in 24 months	Total	Change since previous quarter
Quarter ending September 2017	10,340	
Quarter ending December 2017	10,261	→
Quarter ending March 2018	10,287	→
Quarter ending June 2018	10,098	↓
Quarter ending September 2018	9,926	↓
<b>Variance since September 2017</b>	<b>(4.0%)</b>	<b>↓</b>



## ACTIVITY



Adjusted Scheduled Activity (UDA)		
Month	2018	2019
April	828	628
May	3,478	2,615
June	5,464	3,997
July	8,063	6,480
August	10,042	8,036
September	12,055	9,900
October	14,377	
November	16,944	
December	18,966	
January	20,483	
February	23,193	
March	25,776	
April	26,674	
May	26,676	
June	26,676	

## QUALITY

	Quantity	Base Number	Contract	AT	Region	England
% of FP17s for the same patient ID Re-attending within 3 months - Children	138	1,647	8.4%	9.3%	11.1%	11.6%
% of FP17s for the same patient ID Re-attending within 3 months - Adults	840	5,125	16.4%	14.9%	15.3%	15.5%
% of FP17s for the same patient ID Re-attending between 3 & 9 months - Children	1,078	1,647	65.5%	59.8%	61.1%	58.8%
% of FP17s for the same patient ID Re-attending between 3 & 9 months - Adults	3,017	5,125	58.9%	51.6%	52.3%	51.1%
% of FP17s for Band 1 Urgent Courses	813	5,644	14.4%	9.4%	9.5%	9.0%
% of FP17s Relating to Free Repair or Replacements	54	5,644	1.0%	0.5%	0.7%	0.8%
% of FP17s Relating to Continuations	27	5,644	0.5%	0.8%	0.8%	0.9%
% of Patients satisfied with the dentistry they have received	7	8	N/A	92.5%	93.6%	93.3%
% of Patients satisfied with the time they had to wait for an appointment	8	8	N/A	89.8%	88.8%	88.9%

\* This is based on patients treated on this contract for their most recent course of treatment. Figures in italics indicate the base number of FP17s or Patient Questionnaire responses are less than 100. N/A is shown where the base number of responses is less than 10 during the period. % is calculated as Quantity/Base number\*100

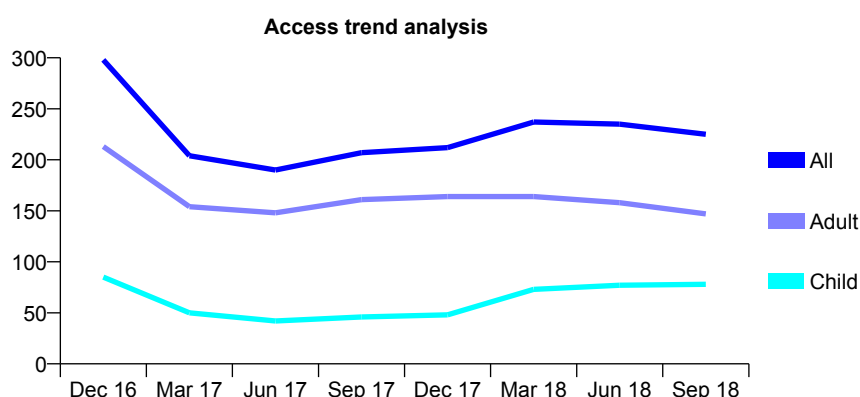
# Q68 - Vital Signs At a Glance Contract Report for 331910/0001 - September 2018

Name or company name	MRS RV EVANS
Contract type name	GDS Contract
Purpose of contract	General
Contract start date	01/06/2006
Contract end date	

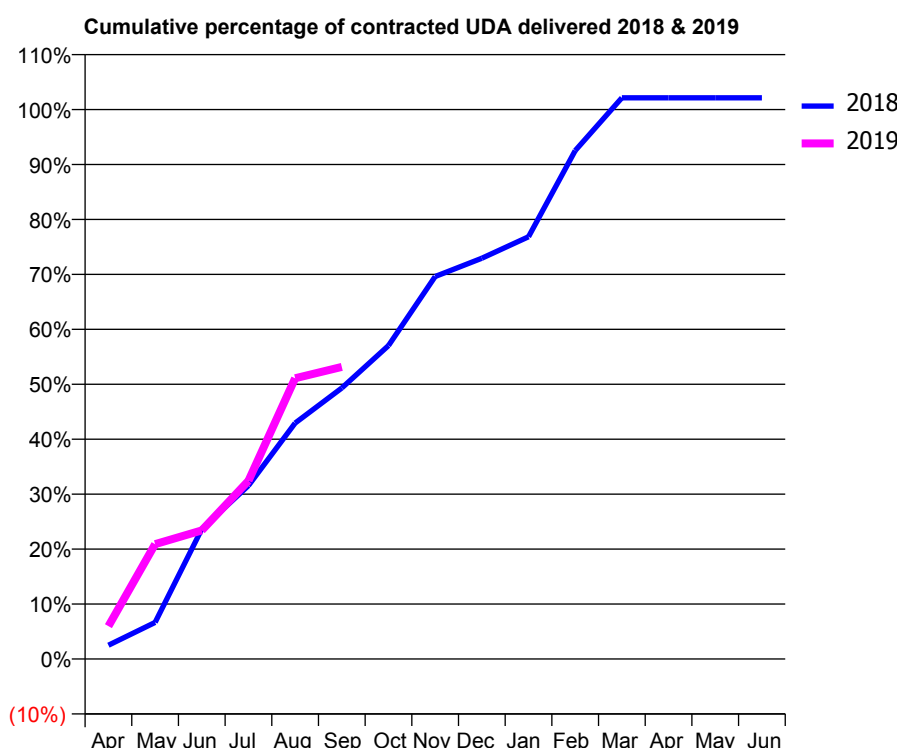
18/19 Contracted general activity (UDA)	720
Carry forward general activity (UDA)	0
18/19 Contracted orthodontic activity (UOA)	0
Carry forward orthodontic activity (UOA)	0
Baseline contract value	£20,638.65

## ACCESS\*

Patients seen in 24 months	Total	Change since previous quarter
Quarter ending September 2017	207	
Quarter ending December 2017	212	↑
Quarter ending March 2018	237	↑
Quarter ending June 2018	235	→
Quarter ending September 2018	225	↓
<b>Variance since September 2017</b>	<b>8.7%</b>	<b>↑</b>



## ACTIVITY



Month	Adjusted Scheduled Activity (UDA)	
	2018	2019
April	18	43
May	48	151
June	170	169
July	227	234
August	309	368
September	355	383
October	411	
November	501	
December	525	
January	553	
February	666	
March	735	
April	735	
May	735	
June	735	

## QUALITY

	Quantity	Base Number	Contract	AT	Region	England
% of FP17s for the same patient ID Re-attending within 3 months - Children	0	53	0.0%	9.3%	11.1%	11.6%
% of FP17s for the same patient ID Re-attending within 3 months - Adults	8	105	7.6%	14.9%	15.3%	15.5%
% of FP17s for the same patient ID Re-attending between 3 & 9 months - Children	8	53	15.1%	59.8%	61.1%	58.8%
% of FP17s for the same patient ID Re-attending between 3 & 9 months - Adults	11	105	10.5%	51.6%	52.3%	51.1%
% of FP17s for Band 1 Urgent Courses	9	157	5.7%	9.4%	9.5%	9.0%
% of FP17s Relating to Free Repair or Replacements	6	157	3.8%	0.5%	0.7%	0.8%
% of FP17s Relating to Continuations	2	157	1.3%	0.8%	0.8%	0.9%
% of Patients satisfied with the dentistry they have received	1	1	N/A	92.5%	93.6%	93.3%
% of Patients satisfied with the time they had to wait for an appointment	1	1	N/A	89.8%	88.8%	88.9%

\* This is based on patients treated on this contract for their most recent course of treatment. Figures in italics indicate the base number of FP17s or Patient Questionnaire responses are less than 100. N/A is shown where the base number of responses is less than 10 during the period. % is calculated as Quantity/Base number\*100

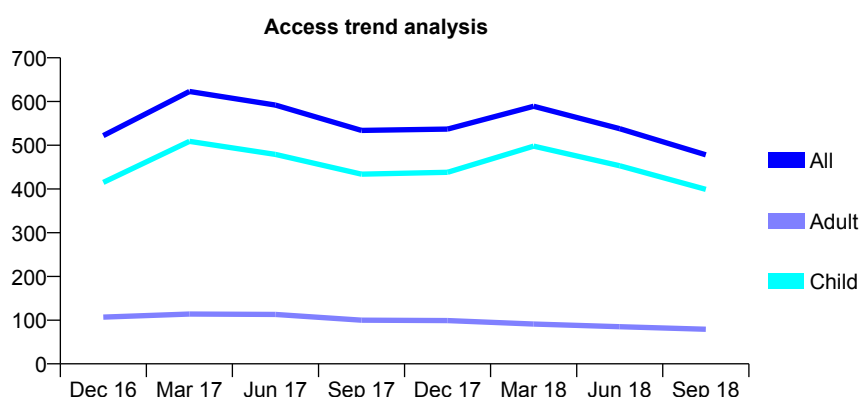
# Q68 - Vital Signs At a Glance Contract Report for 332313/0001 - September 2018

Name or company name	MR JJ DREWETT
Contract type name	GDS Contract
Purpose of contract	General
Contract start date	01/04/2006
Contract end date	

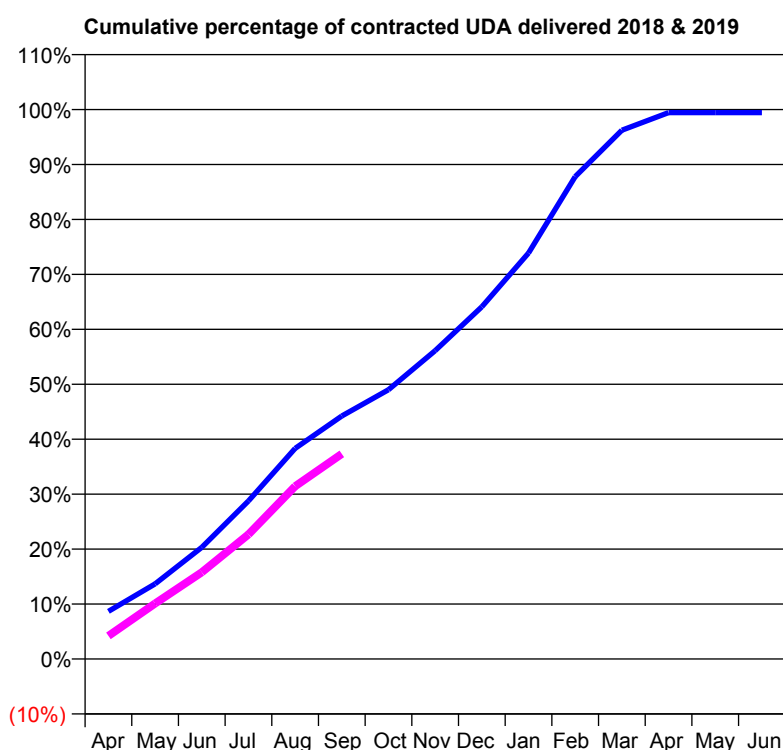
18/19 Contracted general activity (UDA)	900
Carry forward general activity (UDA)	5
18/19 Contracted orthodontic activity (UOA)	0
Carry forward orthodontic activity (UOA)	0
Baseline contract value	£27,196.60

## ACCESS\*

Patients seen in 24 months	Total	Change since previous quarter
Quarter ending September 2017	534	
Quarter ending December 2017	537	→
Quarter ending March 2018	589	↑
Quarter ending June 2018	538	↓
Quarter ending September 2018	478	↓
<b>Variance since September 2017</b>	<b>(10.5%)</b>	<b>↓</b>



## ACTIVITY



Adjusted Scheduled Activity (UDA)		
Month	2018	2019
April	78	38
May	123	91
June	183	142
July	259	204
August	345	283
September	398	336
October	441	
November	505	
December	577	
January	665	
February	790	
March	866	
April	895	
May	895	
June	895	

## QUALITY

	Quantity	Base Number	Contract	AT	Region	England
% of FP17s for the same patient ID Re-attending within 3 months - Children	14	270	5.2%	9.3%	11.1%	11.6%
% of FP17s for the same patient ID Re-attending within 3 months - Adults	1	25	4.0%	14.9%	15.3%	15.5%
% of FP17s for the same patient ID Re-attending between 3 & 9 months - Children	183	270	67.8%	59.8%	61.1%	58.8%
% of FP17s for the same patient ID Re-attending between 3 & 9 months - Adults	21	25	84.0%	51.6%	52.3%	51.1%
% of FP17s for Band 1 Urgent Courses	0	270	0.0%	9.4%	9.5%	9.0%
% of FP17s Relating to Free Repair or Replacements	0	270	0.0%	0.5%	0.7%	0.8%
% of FP17s Relating to Continuations	2	270	0.7%	0.8%	0.8%	0.9%
% of Patients satisfied with the dentistry they have received	0	0	N/A	92.5%	93.6%	93.3%
% of Patients satisfied with the time they had to wait for an appointment	0	0	N/A	89.8%	88.8%	88.9%

\* This is based on patients treated on this contract for their most recent course of treatment. Figures in italics indicate the base number of FP17s or Patient Questionnaire responses are less than 100. N/A is shown where the base number of responses is less than 10 during the period. % is calculated as Quantity/Base number\*100

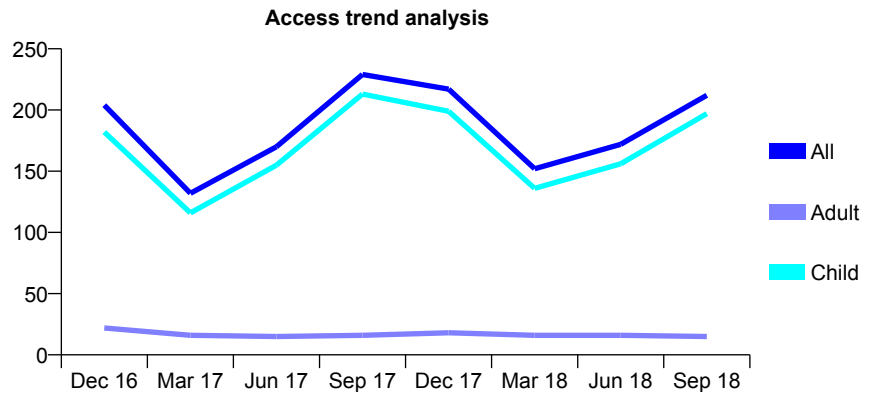
## Q68 - Vital Signs At a Glance Contract Report for 332313/0002 - September 2018

Name or company name	MR JJ DREWETT
Contract type name	GDS Contract
Purpose of contract	General
Contract start date	12/05/2014
Contract end date	

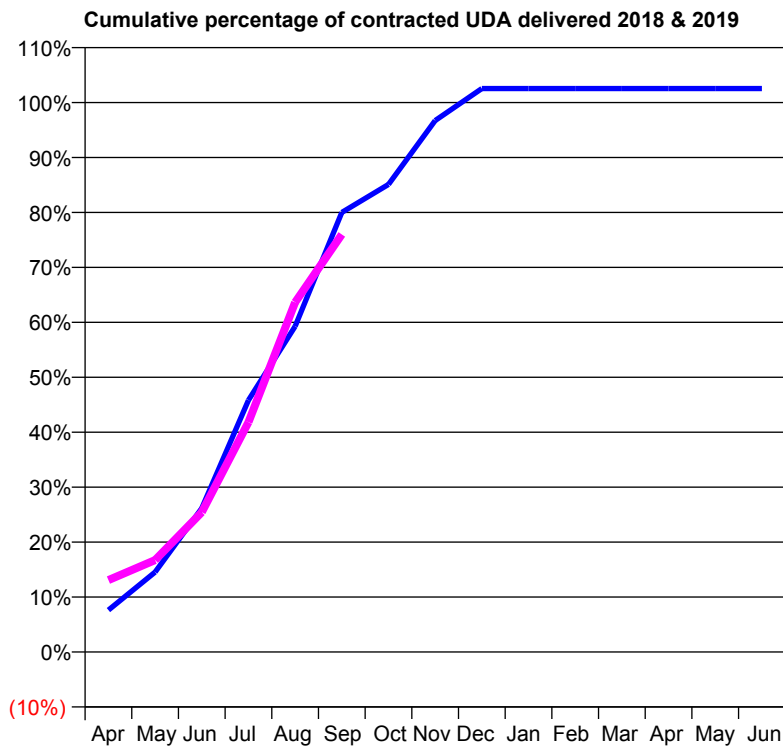
18/19 Contracted general activity (UDA)	275
Carry forward general activity (UDA)	0
18/19 Contracted orthodontic activity (UOA)	0
Carry forward orthodontic activity (UOA)	0
Baseline contract value	£6,180.42

### ACCESS\*

Patients seen in 24 months	Total	Change since previous quarter
Quarter ending September 2017	229	
Quarter ending December 2017	217	↓
Quarter ending March 2018	152	↓
Quarter ending June 2018	172	↑
Quarter ending September 2018	212	↑
<b>Variance since September 2017</b>	<b>(7.4%)</b>	<b>↓</b>



### ACTIVITY



Adjusted Scheduled Activity (UDA)		
Month	2018	2019
April	21	36
May	40	46
June	72	70
July	126	115
August	163	175
September	220	209
October	234	
November	266	
December	282	
January	282	
February	282	
March	282	
April	282	
May	282	
June	282	

### QUALITY

	Quantity	Base Number	Contract	AT	Region	England
% of FP17s for the same patient ID Re-attending within 3 months - Children	7	164	4.3%	9.3%	11.1%	11.6%
% of FP17s for the same patient ID Re-attending within 3 months - Adults	0	7	0.0%	14.9%	15.3%	15.5%
% of FP17s for the same patient ID Re-attending between 3 & 9 months - Children	32	164	19.5%	59.8%	61.1%	58.8%
% of FP17s for the same patient ID Re-attending between 3 & 9 months - Adults	2	7	28.6%	51.6%	52.3%	51.1%
% of FP17s for Band 1 Urgent Courses	0	171	0.0%	9.4%	9.5%	9.0%
% of FP17s Relating to Free Repair or Replacements	0	171	0.0%	0.5%	0.7%	0.8%
% of FP17s Relating to Continuations	0	171	0.0%	0.8%	0.8%	0.9%
% of Patients satisfied with the dentistry they have received	0	0	N/A	92.5%	93.6%	93.3%
% of Patients satisfied with the time they had to wait for an appointment	0	0	N/A	89.8%	88.8%	88.9%

\* This is based on patients treated on this contract for their most recent course of treatment. Figures in italics indicate the base number of FP17s or Patient Questionnaire responses are less than 100. N/A is shown where the base number of responses is less than 10 during the period. % is calculated as Quantity/Base number\*100

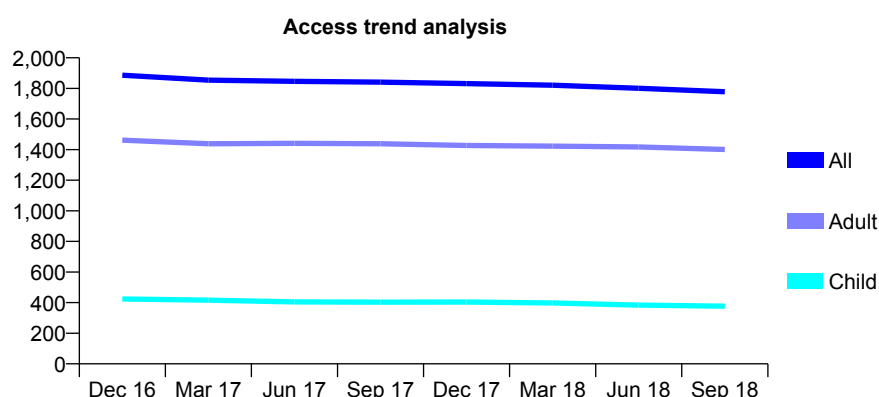
# Q68 - Vital Signs At a Glance Contract Report for 333506/0001 - September 2018

Name or company name	MISS TL TRAN
Contract type name	GDS Contract
Purpose of contract	General
Contract start date	01/04/2006
Contract end date	31/08/2018

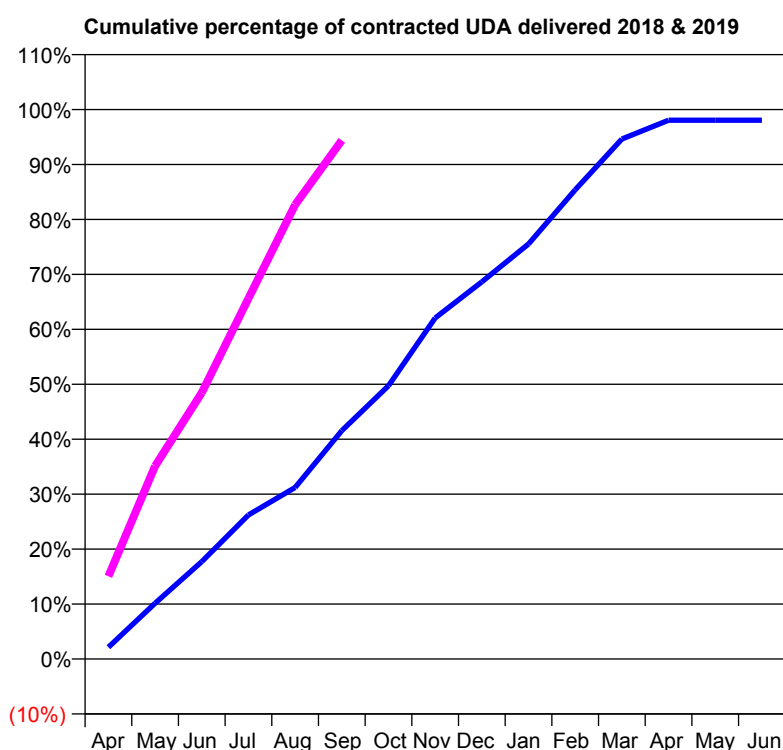
18/19 Contracted general activity (UDA)	2,117
Carry forward general activity (UDA)	99
18/19 Contracted orthodontic activity (UOA)	0
Carry forward orthodontic activity (UOA)	0
Baseline contract value	£52,217.25

## ACCESS\*

Patients seen in 24 months	Total	Change since previous quarter
Quarter ending September 2017	1,841	
Quarter ending December 2017	1,831	→
Quarter ending March 2018	1,821	→
Quarter ending June 2018	1,801	↓
Quarter ending September 2018	1,778	↓
<b>Variance since September 2017</b>	<b>(3.4%)</b>	<b>↓</b>



## ACTIVITY



Adjusted Scheduled Activity (UDA)		
Month	2018	2019
April	110	319
May	516	743
June	901	1,026
July	1,332	1,390
August	1,586	1,750
September	2,112	1,998
October	2,527	
November	3,153	
December	3,488	
January	3,837	
February	4,338	
March	4,808	
April	4,982	
May	4,982	
June	4,982	

## QUALITY

	Quantity	Base Number	Contract	AT	Region	England
% of FP17s for the same patient ID Re-attending within 3 months - Children	6	314	1.9%	9.3%	11.1%	11.6%
% of FP17s for the same patient ID Re-attending within 3 months - Adults	109	1,092	10.0%	14.9%	15.3%	15.5%
% of FP17s for the same patient ID Re-attending between 3 & 9 months - Children	242	314	77.1%	59.8%	61.1%	58.8%
% of FP17s for the same patient ID Re-attending between 3 & 9 months - Adults	793	1,092	72.6%	51.6%	52.3%	51.1%
% of FP17s for Band 1 Urgent Courses	27	1,292	2.1%	9.4%	9.5%	9.0%
% of FP17s Relating to Free Repair or Replacements	3	1,292	0.2%	0.5%	0.7%	0.8%
% of FP17s Relating to Continuations	40	1,292	3.1%	0.8%	0.8%	0.9%
% of Patients satisfied with the dentistry they have received	1	1	N/A	92.5%	93.6%	93.3%
% of Patients satisfied with the time they had to wait for an appointment	1	1	N/A	89.8%	88.8%	88.9%

\* This is based on patients treated on this contract for their most recent course of treatment. Figures in italics indicate the base number of FP17s or Patient Questionnaire responses are less than 100. N/A is shown where the base number of responses is less than 10 during the period. % is calculated as Quantity/Base number\*100

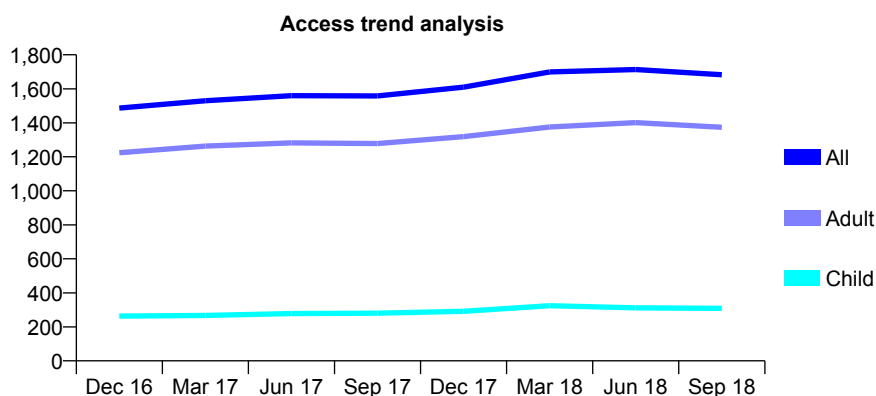
## Q68 - Vital Signs At a Glance Contract Report for 333506/0002 - September 2018

Name or company name	MISS TL TRAN
Contract type name	GDS Contract
Purpose of contract	General
Contract start date	01/04/2015
Contract end date	31/08/2018

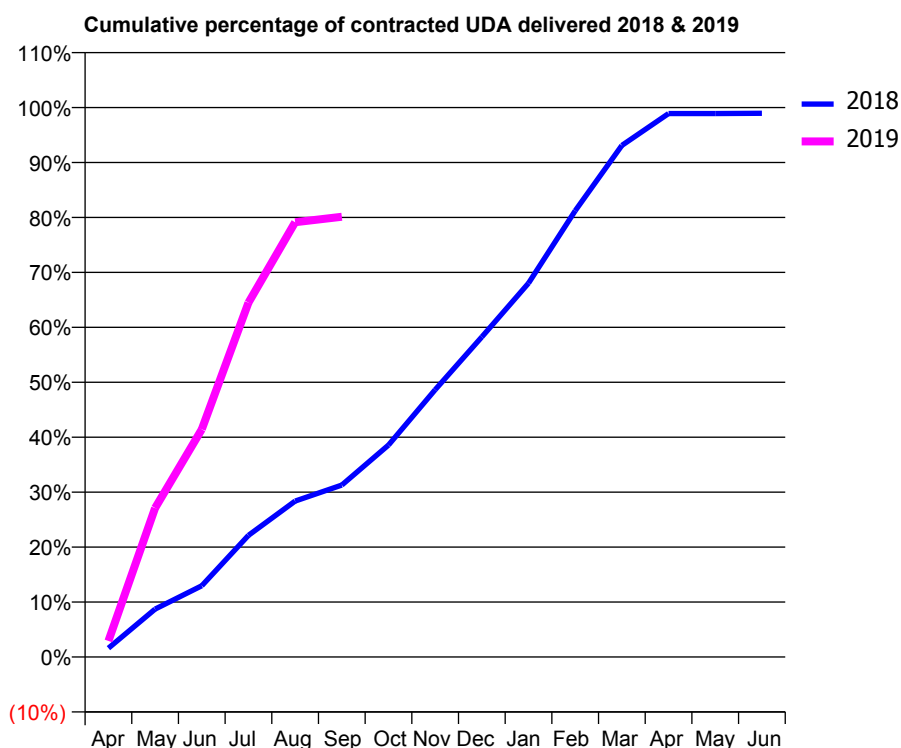
18/19 Contracted general activity (UDA)	2,375
Carry forward general activity (UDA)	60
18/19 Contracted orthodontic activity (UOA)	0
Carry forward orthodontic activity (UOA)	0
Baseline contract value	£53,387.74

### ACCESS\*

Patients seen in 24 months	Total	Change since previous quarter
Quarter ending September 2017	1,558	
Quarter ending December 2017	1,610	↑
Quarter ending March 2018	1,699	↑
Quarter ending June 2018	1,713	→
Quarter ending September 2018	1,683	↓
<b>Variance since September 2017</b>	<b>8.0%</b>	<b>↑</b>



### ACTIVITY



Adjusted Scheduled Activity (UDA)		
Month	2018	2019
April	92	69
May	497	644
June	739	984
July	1,262	1,531
August	1,617	1,879
September	1,784	1,903
October	2,198	
November	2,773	
December	3,320	
January	3,878	
February	4,629	
March	5,307	
April	5,637	
May	5,637	
June	5,640	

### QUALITY

	Quantity	Base Number	Contract	AT	Region	England
% of FP17s for the same patient ID Re-attending within 3 months - Children	10	208	4.8%	9.3%	11.1%	11.6%
% of FP17s for the same patient ID Re-attending within 3 months - Adults	99	829	11.9%	14.9%	15.3%	15.5%
% of FP17s for the same patient ID Re-attending between 3 & 9 months - Children	114	208	54.8%	59.8%	61.1%	58.8%
% of FP17s for the same patient ID Re-attending between 3 & 9 months - Adults	452	829	54.5%	51.6%	52.3%	51.1%
% of FP17s for Band 1 Urgent Courses	38	945	4.0%	9.4%	9.5%	9.0%
% of FP17s Relating to Free Repair or Replacements	2	945	0.2%	0.5%	0.7%	0.8%
% of FP17s Relating to Continuations	25	945	2.6%	0.8%	0.8%	0.9%
% of Patients satisfied with the dentistry they have received	1	1	N/A	92.5%	93.6%	93.3%
% of Patients satisfied with the time they had to wait for an appointment	1	1	N/A	89.8%	88.8%	88.9%

\* This is based on patients treated on this contract for their most recent course of treatment. Figures in italics indicate the base number of FP17s or Patient Questionnaire responses are less than 100. N/A is shown where the base number of responses is less than 10 during the period. % is calculated as Quantity/Base number\*100



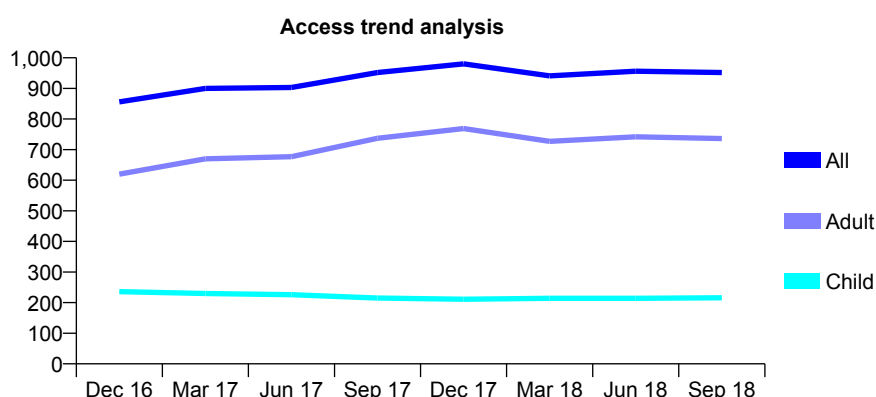
# Q68 - Vital Signs At a Glance Contract Report for 334251/0001 - September 2018

Name or company name	MR AD BROWN
Contract type name	GDS Contract
Purpose of contract	General
Contract start date	01/04/2006
Contract end date	

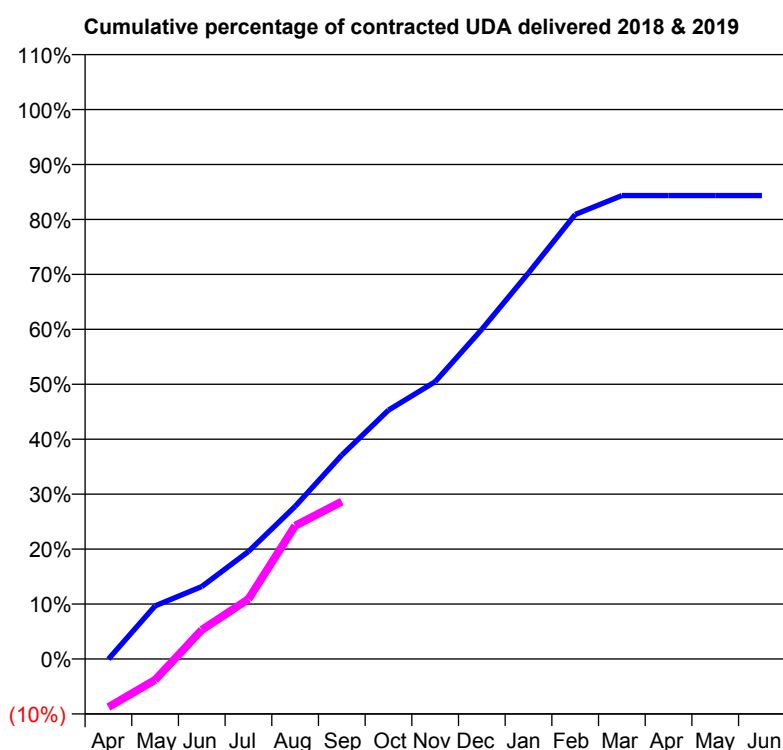
18/19 Contracted general activity (UDA)	2,392
Carry forward general activity (UDA)	250
18/19 Contracted orthodontic activity (UOA)	0
Carry forward orthodontic activity (UOA)	0
Baseline contract value	£58,213.57

## ACCESS\*

Patients seen in 24 months	Total	Change since previous quarter
Quarter ending September 2017	952	
Quarter ending December 2017	980	↑
Quarter ending March 2018	941	↓
Quarter ending June 2018	956	→
Quarter ending September 2018	952	→
<b>Variance since September 2017</b>	<b>0.0%</b>	<b>→</b>



## ACTIVITY



Adjusted Scheduled Activity (UDA)		
Month	2018	2019
April	-1	-210
May	231	-91
June	315	127
July	468	261
August	665	580
September	888	685
October	1,083	
November	1,207	
December	1,435	
January	1,681	
February	1,935	
March	2,017	
April	2,017	
May	2,017	
June	2,017	

## QUALITY

	Quantity	Base Number	Contract	AT	Region	England
% of FP17s for the same patient ID Re-attending within 3 months - Children	4	133	3.0%	9.3%	11.1%	11.6%
% of FP17s for the same patient ID Re-attending within 3 months - Adults	18	363	5.0%	14.9%	15.3%	15.5%
% of FP17s for the same patient ID Re-attending between 3 & 9 months - Children	52	133	39.1%	59.8%	61.1%	58.8%
% of FP17s for the same patient ID Re-attending between 3 & 9 months - Adults	69	363	19.0%	51.6%	52.3%	51.1%
% of FP17s for Band 1 Urgent Courses	21	496	4.2%	9.4%	9.5%	9.0%
% of FP17s Relating to Free Repair or Replacements	0	496	0.0%	0.5%	0.7%	0.8%
% of FP17s Relating to Continuations	0	496	0.0%	0.8%	0.8%	0.9%
% of Patients satisfied with the dentistry they have received	1	1	N/A	92.5%	93.6%	93.3%
% of Patients satisfied with the time they had to wait for an appointment	1	1	N/A	89.8%	88.8%	88.9%

\* This is based on patients treated on this contract for their most recent course of treatment. Figures in italics indicate the base number of FP17s or Patient Questionnaire responses are less than 100. N/A is shown where the base number of responses is less than 10 during the period. % is calculated as Quantity/Base number\*100

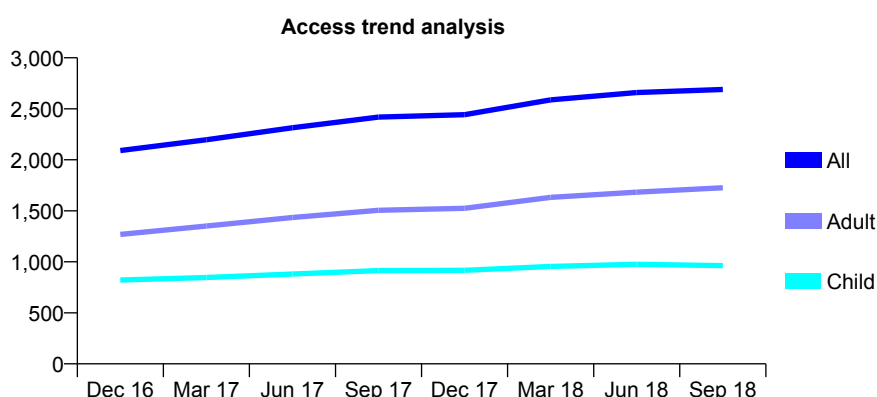
# Q68 - Vital Signs At a Glance Contract Report for 336688/0001 - September 2018

Name or company name	MISS CR CAREY
Contract type name	GDS Contract
Purpose of contract	General
Contract start date	01/11/2006
Contract end date	

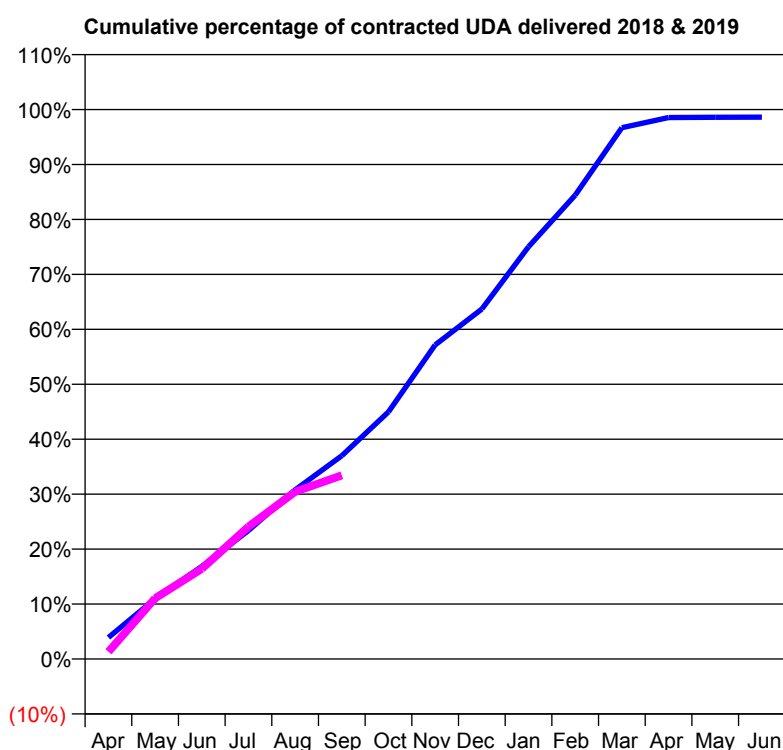
18/19 Contracted general activity (UDA)	5,000
Carry forward general activity (UDA)	69
18/19 Contracted orthodontic activity (UOA)	0
Carry forward orthodontic activity (UOA)	0
Baseline contract value	£115,429.91

## ACCESS\*

Patients seen in 24 months	Total	Change since previous quarter
Quarter ending September 2017	2,419	
Quarter ending December 2017	2,442	→
Quarter ending March 2018	2,587	↑
Quarter ending June 2018	2,659	↑
Quarter ending September 2018	2,689	→
<b>Variance since September 2017</b>	<b>11.2%</b>	<b>↑</b>



## ACTIVITY



Adjusted Scheduled Activity (UDA)		
Month	2018	2019
April	196	66
May	547	553
June	843	821
July	1,169	1,205
August	1,540	1,522
September	1,850	1,672
October	2,248	
November	2,858	
December	3,184	
January	3,751	
February	4,220	
March	4,834	
April	4,927	
May	4,929	
June	4,931	

## QUALITY

	Quantity	Base Number	Contract	AT	Region	England
% of FP17s for the same patient ID Re-attending within 3 months - Children	74	787	9.4%	9.3%	11.1%	11.6%
% of FP17s for the same patient ID Re-attending within 3 months - Adults	151	1,067	14.2%	14.9%	15.3%	15.5%
% of FP17s for the same patient ID Re-attending between 3 & 9 months - Children	510	787	64.8%	59.8%	61.1%	58.8%
% of FP17s for the same patient ID Re-attending between 3 & 9 months - Adults	577	1,067	54.1%	51.6%	52.3%	51.1%
% of FP17s for Band 1 Urgent Courses	38	1,221	3.1%	9.4%	9.5%	9.0%
% of FP17s Relating to Free Repair or Replacements	3	1,221	0.2%	0.5%	0.7%	0.8%
% of FP17s Relating to Continuations	1	1,221	0.1%	0.8%	0.8%	0.9%
% of Patients satisfied with the dentistry they have received	1	1	N/A	92.5%	93.6%	93.3%
% of Patients satisfied with the time they had to wait for an appointment	1	1	N/A	89.8%	88.8%	88.9%

\* This is based on patients treated on this contract for their most recent course of treatment. Figures in italics indicate the base number of FP17s or Patient Questionnaire responses are less than 100. N/A is shown where the base number of responses is less than 10 during the period. % is calculated as Quantity/Base number\*100

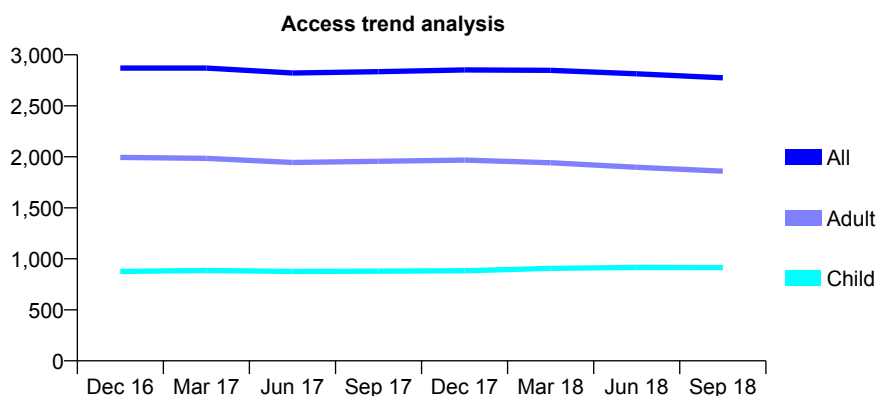
## Q68 - Vital Signs At a Glance Contract Report for 336785/0005 - September 2018

Name or company name	MRS KS RADIA
Contract type name	GDS Contract
Purpose of contract	General
Contract start date	09/07/2014
Contract end date	

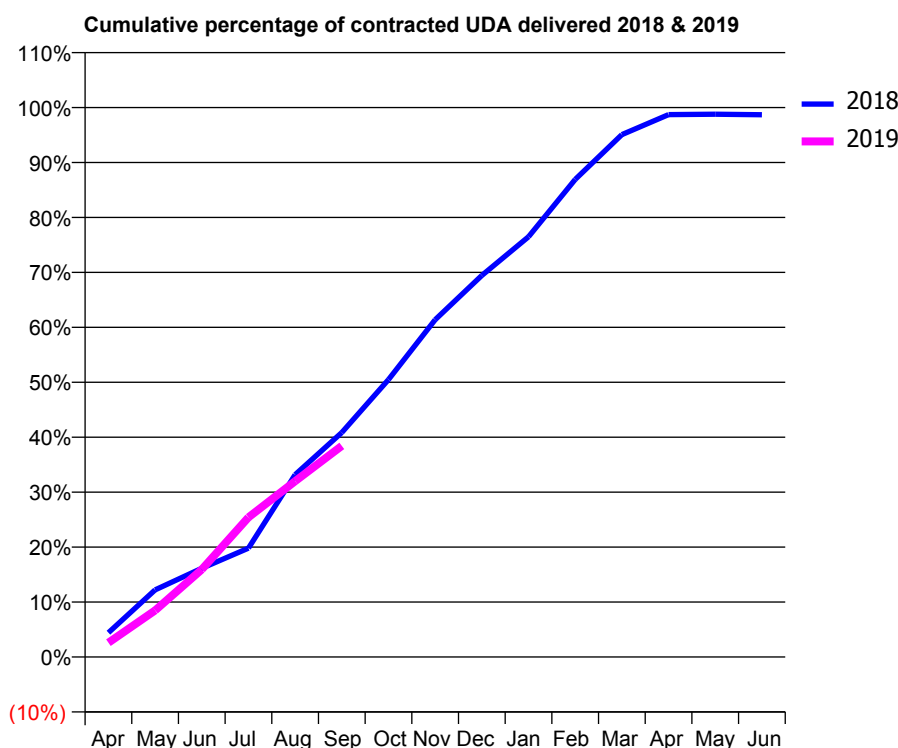
18/19 Contracted general activity (UDA)	7,000
Carry forward general activity (UDA)	91
18/19 Contracted orthodontic activity (UOA)	0
Carry forward orthodontic activity (UOA)	0
Baseline contract value	£157,346.28

### ACCESS\*

Patients seen in 24 months	Total	Change since previous quarter
Quarter ending September 2017	2,835	
Quarter ending December 2017	2,851	→
Quarter ending March 2018	2,848	→
Quarter ending June 2018	2,814	↓
Quarter ending September 2018	2,774	↓
<b>Variance since September 2017</b>	<b>(2.2%)</b>	<b>↓</b>



### ACTIVITY



Adjusted Scheduled Activity (UDA)		
Month	2018	2019
April	311	183
May	856	594
June	1,131	1,115
July	1,386	1,779
August	2,323	2,239
September	2,860	2,690
October	3,534	
November	4,296	
December	4,861	
January	5,353	
February	6,084	
March	6,654	
April	6,909	
May	6,914	
June	6,908	

### QUALITY

	Quantity	Base Number	Contract	AT	Region	England
% of FP17s for the same patient ID Re-attending within 3 months - Children	46	717	6.4%	9.3%	11.1%	11.6%
% of FP17s for the same patient ID Re-attending within 3 months - Adults	147	1,189	12.4%	14.9%	15.3%	15.5%
% of FP17s for the same patient ID Re-attending between 3 & 9 months - Children	490	717	68.3%	59.8%	61.1%	58.8%
% of FP17s for the same patient ID Re-attending between 3 & 9 months - Adults	668	1,189	56.2%	51.6%	52.3%	51.1%
% of FP17s for Band 1 Urgent Courses	188	1,770	10.6%	9.4%	9.5%	9.0%
% of FP17s Relating to Free Repair or Replacements	10	1,770	0.6%	0.5%	0.7%	0.8%
% of FP17s Relating to Continuations	0	1,770	0.0%	0.8%	0.8%	0.9%
% of Patients satisfied with the dentistry they have received	6	7	N/A	92.5%	93.6%	93.3%
% of Patients satisfied with the time they had to wait for an appointment	4	7	N/A	89.8%	88.8%	88.9%

\* This is based on patients treated on this contract for their most recent course of treatment. Figures in italics indicate the base number of FP17s or Patient Questionnaire responses are less than 100. N/A is shown where the base number of responses is less than 10 during the period. % is calculated as Quantity/Base number\*100

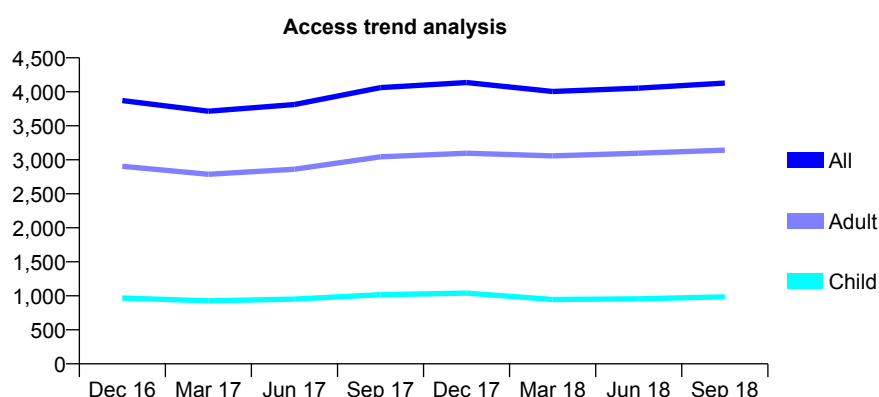
# Q68 - Vital Signs At a Glance Contract Report for 337242/0001 - September 2018

Name or company name	MR CI ANDREASSON
Contract type name	GDS Contract
Purpose of contract	General
Contract start date	01/04/2006
Contract end date	

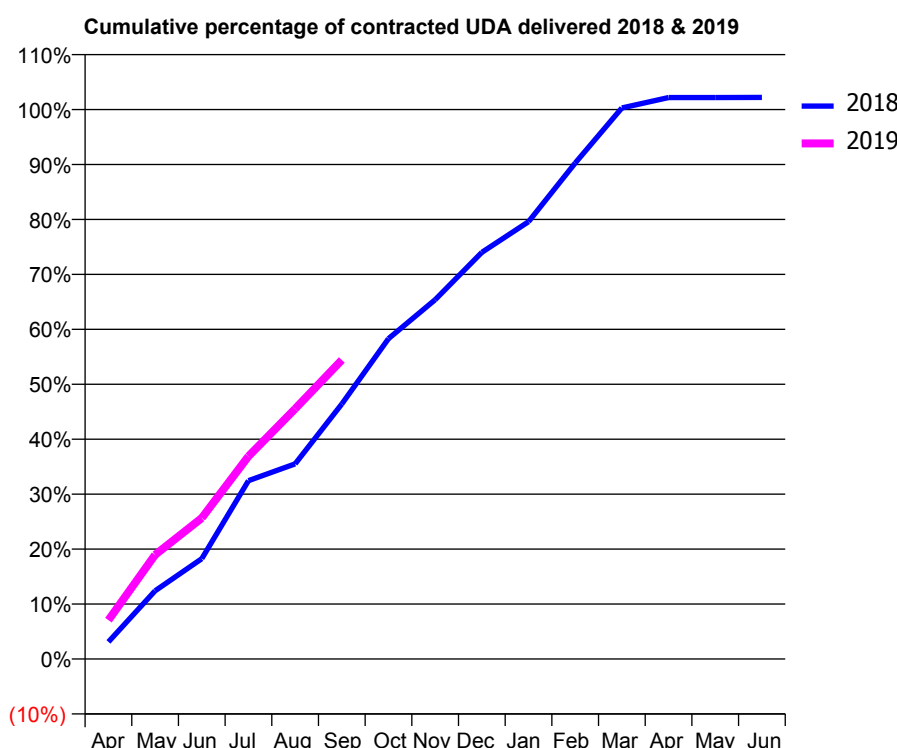
18/19 Contracted general activity (UDA)	12,656
Carry forward general activity (UDA)	0
18/19 Contracted orthodontic activity (UOA)	0
Carry forward orthodontic activity (UOA)	0
Baseline contract value	£443,385.47

## ACCESS\*

Patients seen in 24 months	Total	Change since previous quarter
Quarter ending September 2017	4,061	
Quarter ending December 2017	4,137	→
Quarter ending March 2018	4,005	↓
Quarter ending June 2018	4,053	→
Quarter ending September 2018	4,128	→
<b>Variance since September 2017</b>	<b>1.6%</b>	<b>→</b>



## ACTIVITY



Adjusted Scheduled Activity (UDA)		
Month	2018	2019
April	393	896
May	1,571	2,402
June	2,312	3,247
July	4,107	4,670
August	4,495	5,763
September	5,873	6,888
October	7,379	
November	8,275	
December	9,367	
January	10,073	
February	11,422	
March	12,691	
April	12,930	
May	12,932	
June	12,933	

## QUALITY

	Quantity	Base Number	Contract	AT	Region	England
% of FP17s for the same patient ID Re-attending within 3 months - Children	44	820	5.4%	9.3%	11.1%	11.6%
% of FP17s for the same patient ID Re-attending within 3 months - Adults	314	2,434	12.9%	14.9%	15.3%	15.5%
% of FP17s for the same patient ID Re-attending between 3 & 9 months - Children	417	820	50.9%	59.8%	61.1%	58.8%
% of FP17s for the same patient ID Re-attending between 3 & 9 months - Adults	1,092	2,434	44.9%	51.6%	52.3%	51.1%
% of FP17s for Band 1 Urgent Courses	227	3,181	7.1%	9.4%	9.5%	9.0%
% of FP17s Relating to Free Repair or Replacements	17	3,181	0.5%	0.5%	0.7%	0.8%
% of FP17s Relating to Continuations	13	3,181	0.4%	0.8%	0.8%	0.9%
% of Patients satisfied with the dentistry they have received	4	4	N/A	92.5%	93.6%	93.3%
% of Patients satisfied with the time they had to wait for an appointment	4	4	N/A	89.8%	88.8%	88.9%

\* This is based on patients treated on this contract for their most recent course of treatment. Figures in italics indicate the base number of FP17s or Patient Questionnaire responses are less than 100. N/A is shown where the base number of responses is less than 10 during the period. % is calculated as Quantity/Base number\*100

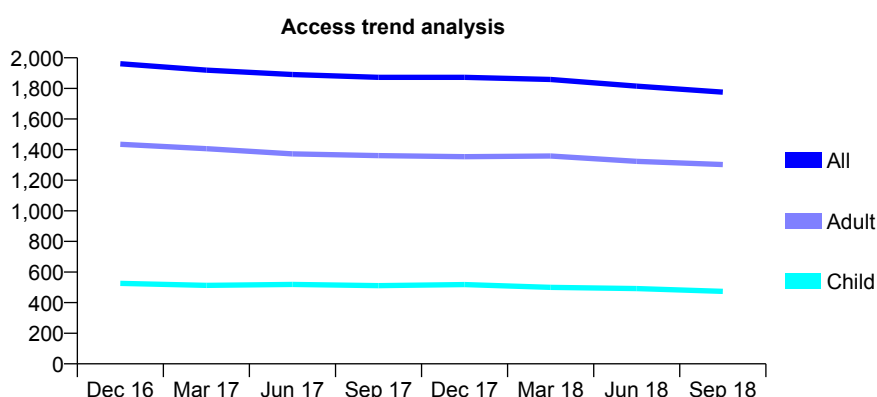
# Q68 - Vital Signs At a Glance Contract Report for 337358/0001 - September 2018

Name or company name	MR NS KONDEL
Contract type name	GDS Contract
Purpose of contract	General
Contract start date	01/04/2006
Contract end date	

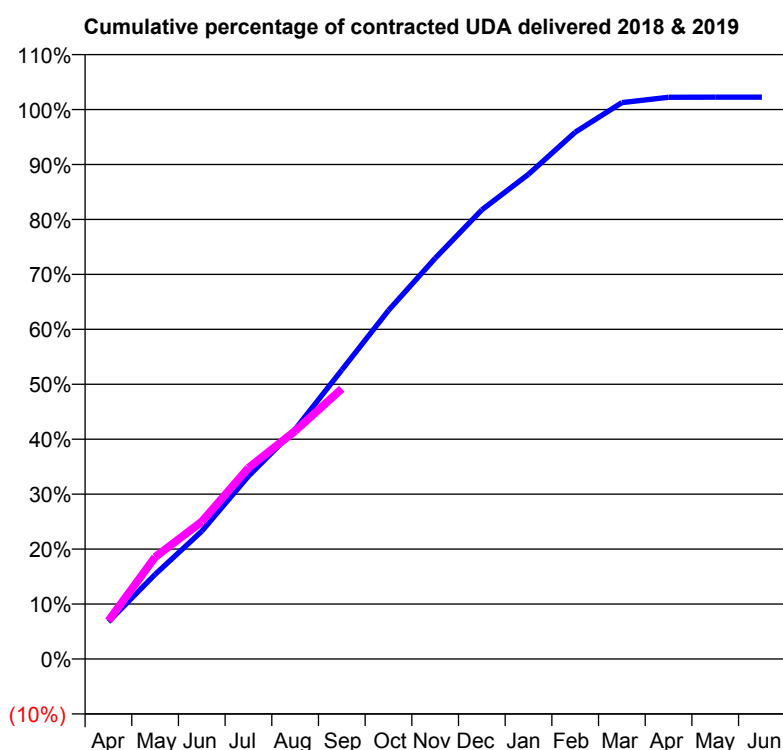
18/19 Contracted general activity (UDA)	5,535
Carry forward general activity (UDA)	0
18/19 Contracted orthodontic activity (UOA)	0
Carry forward orthodontic activity (UOA)	0
Baseline contract value	£137,176.58

## ACCESS\*

Patients seen in 24 months	Total	Change since previous quarter
Quarter ending September 2017	1,872	
Quarter ending December 2017	1,872	→
Quarter ending March 2018	1,858	→
Quarter ending June 2018	1,815	↓
Quarter ending September 2018	1,776	↓
<b>Variance since September 2017</b>	<b>(5.1%)</b>	<b>↓</b>



## ACTIVITY



Adjusted Scheduled Activity (UDA)		
Month	2018	2019
April	375	384
May	853	1,027
June	1,287	1,384
July	1,842	1,925
August	2,314	2,297
September	2,911	2,722
October	3,512	
November	4,036	
December	4,525	
January	4,883	
February	5,306	
March	5,605	
April	5,658	
May	5,659	
June	5,659	

## QUALITY

	Quantity	Base Number	Contract	AT	Region	England
% of FP17s for the same patient ID Re-attending within 3 months - Children	57	407	14.0%	9.3%	11.1%	11.6%
% of FP17s for the same patient ID Re-attending within 3 months - Adults	227	1,081	21.0%	14.9%	15.3%	15.5%
% of FP17s for the same patient ID Re-attending between 3 & 9 months - Children	261	407	64.1%	59.8%	61.1%	58.8%
% of FP17s for the same patient ID Re-attending between 3 & 9 months - Adults	631	1,081	58.4%	51.6%	52.3%	51.1%
% of FP17s for Band 1 Urgent Courses	143	1,445	9.9%	9.4%	9.5%	9.0%
% of FP17s Relating to Free Repair or Replacements	10	1,445	0.7%	0.5%	0.7%	0.8%
% of FP17s Relating to Continuations	0	1,445	0.0%	0.8%	0.8%	0.9%
% of Patients satisfied with the dentistry they have received	1	1	N/A	92.5%	93.6%	93.3%
% of Patients satisfied with the time they had to wait for an appointment	1	1	N/A	89.8%	88.8%	88.9%

\* This is based on patients treated on this contract for their most recent course of treatment. Figures in italics indicate the base number of FP17s or Patient Questionnaire responses are less than 100. N/A is shown where the base number of responses is less than 10 during the period. % is calculated as Quantity/Base number\*100

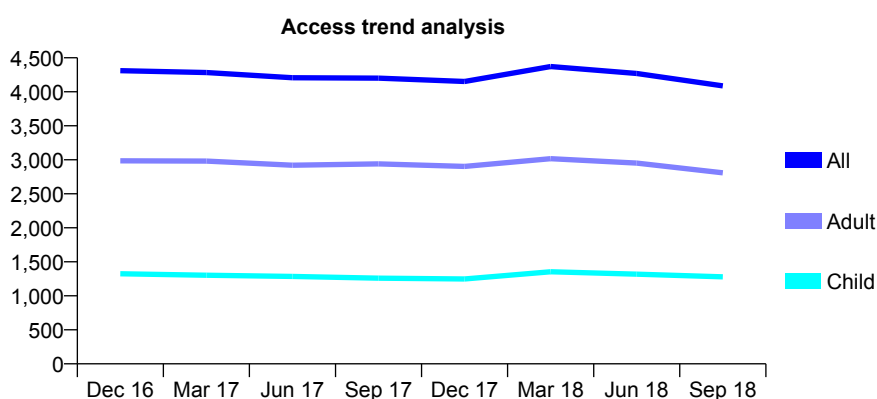
## Q68 - Vital Signs At a Glance Contract Report for 340286/0003 - September 2018

Name or company name	MS V BADIANT
Contract type name	GDS Contract
Purpose of contract	General
Contract start date	01/01/2008
Contract end date	

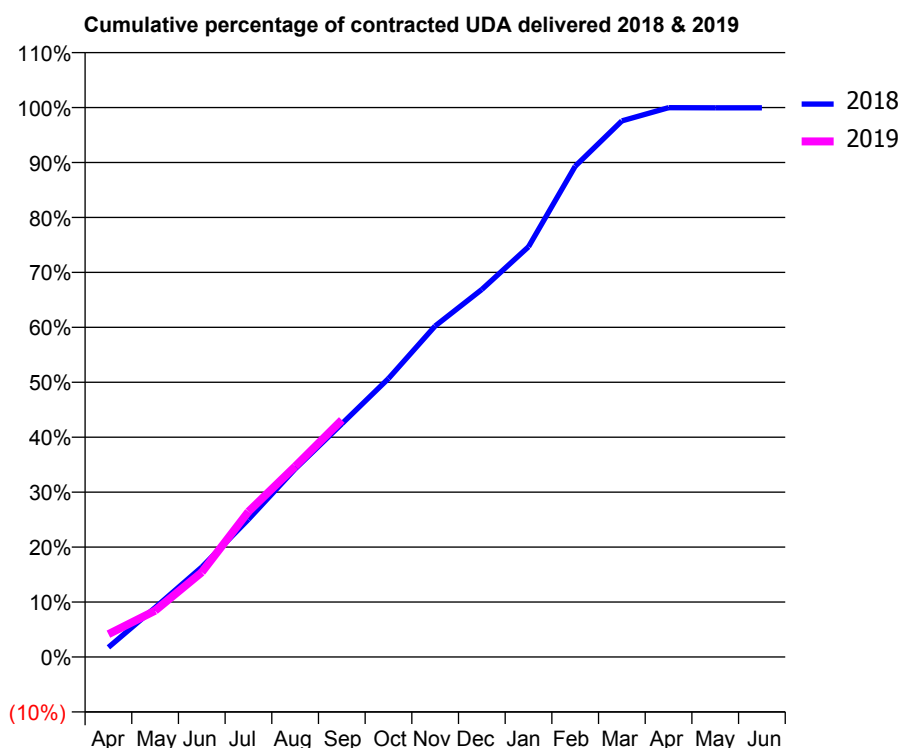
18/19 Contracted general activity (UDA)	11,000
Carry forward general activity (UDA)	5
18/19 Contracted orthodontic activity (UOA)	0
Carry forward orthodontic activity (UOA)	0
Baseline contract value	£313,192.32

### ACCESS\*

Patients seen in 24 months	Total	Change since previous quarter
Quarter ending September 2017	4,200	
Quarter ending December 2017	4,152	↓
Quarter ending March 2018	4,371	↑
Quarter ending June 2018	4,269	↓
Quarter ending September 2018	4,088	↓
<b>Variance since September 2017</b>	<b>(2.7%)</b>	<b>↓</b>



### ACTIVITY



Adjusted Scheduled Activity (UDA)		
Month	2018	2019
April	195	458
May	989	926
June	1,801	1,696
July	2,755	2,912
August	3,764	3,816
September	4,668	4,744
October	5,574	
November	6,626	
December	7,359	
January	8,212	
February	9,824	
March	10,732	
April	10,995	
May	10,993	
June	10,994	

### QUALITY

	Quantity	Base Number	Contract	AT	Region	England
% of FP17s for the same patient ID Re-attending within 3 months - Children	59	920	6.4%	9.3%	11.1%	11.6%
% of FP17s for the same patient ID Re-attending within 3 months - Adults	176	1,780	9.9%	14.9%	15.3%	15.5%
% of FP17s for the same patient ID Re-attending between 3 & 9 months - Children	576	920	62.6%	59.8%	61.1%	58.8%
% of FP17s for the same patient ID Re-attending between 3 & 9 months - Adults	1,095	1,780	61.5%	51.6%	52.3%	51.1%
% of FP17s for Band 1 Urgent Courses	176	2,534	6.9%	9.4%	9.5%	9.0%
% of FP17s Relating to Free Repair or Replacements	2	2,534	0.1%	0.5%	0.7%	0.8%
% of FP17s Relating to Continuations	3	2,534	0.1%	0.8%	0.8%	0.9%
% of Patients satisfied with the dentistry they have received	1	1	N/A	92.5%	93.6%	93.3%
% of Patients satisfied with the time they had to wait for an appointment	1	1	N/A	89.8%	88.8%	88.9%

\* This is based on patients treated on this contract for their most recent course of treatment. Figures in italics indicate the base number of FP17s or Patient Questionnaire responses are less than 100. N/A is shown where the base number of responses is less than 10 during the period. % is calculated as Quantity/Base number\*100

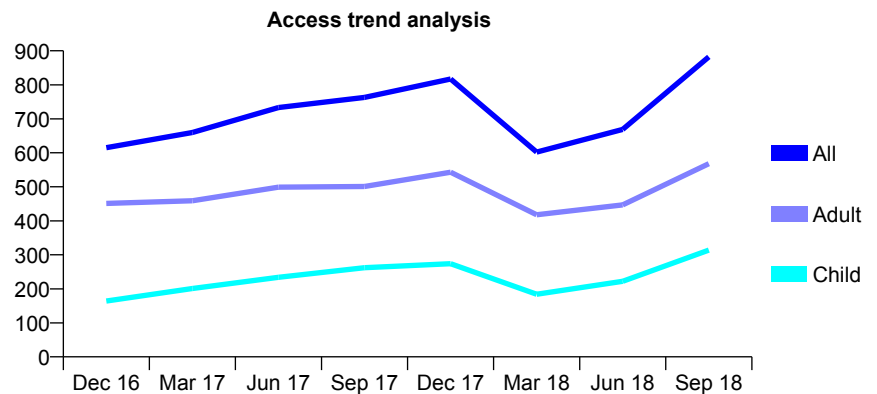
## Q68 - Vital Signs At a Glance Contract Report for 340286/0004 - September 2018

Name or company name	MS V BADIANT
Contract type name	GDS Contract
Purpose of contract	General
Contract start date	01/07/2011
Contract end date	

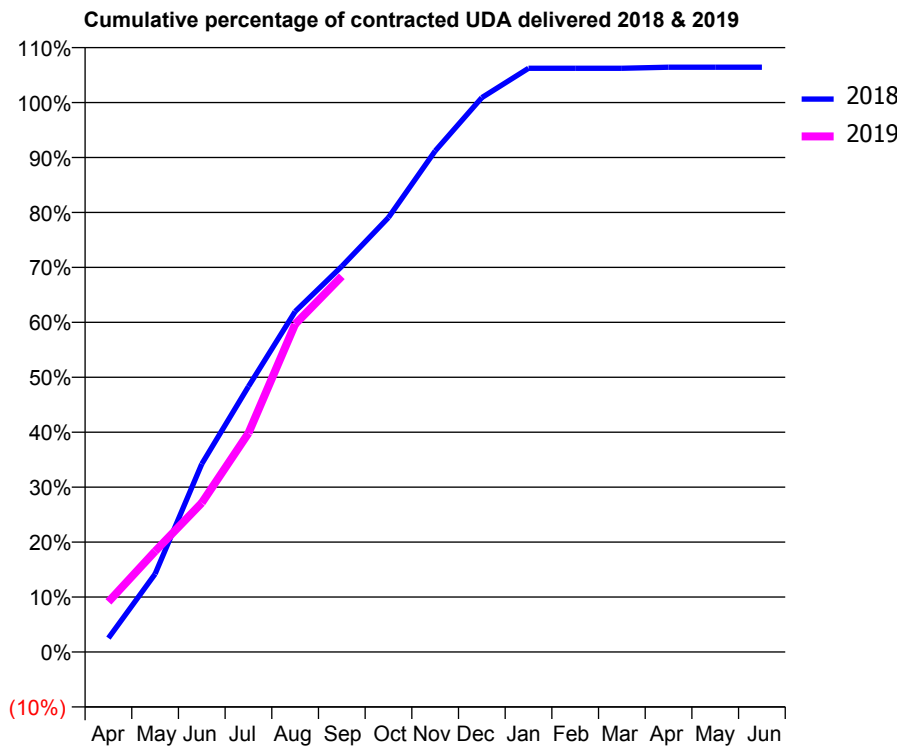
18/19 Contracted general activity (UDA)	1,670
Carry forward general activity (UDA)	0
18/19 Contracted orthodontic activity (UOA)	0
Carry forward orthodontic activity (UOA)	0
Baseline contract value	£48,194.42

### ACCESS\*

Patients seen in 24 months	Total	Change since previous quarter
Quarter ending September 2017	763	
Quarter ending December 2017	817	↑
Quarter ending March 2018	602	↓
Quarter ending June 2018	669	↑
Quarter ending September 2018	882	↑
<b>Variance since September 2017</b>	<b>15.6%</b>	<b>↑</b>



### ACTIVITY



Adjusted Scheduled Activity (UDA)		
Month	2018	2019
April	42	152
May	237	306
June	572	453
July	807	665
August	1,035	996
September	1,172	1,142
October	1,321	
November	1,523	
December	1,685	
January	1,774	
February	1,774	
March	1,774	
April	1,777	
May	1,777	
June	1,777	

### QUALITY

	Quantity	Base Number	Contract	AT	Region	England
% of FP17s for the same patient ID Re-attending within 3 months - Children	17	284	6.0%	9.3%	11.1%	11.6%
% of FP17s for the same patient ID Re-attending within 3 months - Adults	33	438	7.5%	14.9%	15.3%	15.5%
% of FP17s for the same patient ID Re-attending between 3 & 9 months - Children	101	284	35.6%	59.8%	61.1%	58.8%
% of FP17s for the same patient ID Re-attending between 3 & 9 months - Adults	131	438	29.9%	51.6%	52.3%	51.1%
% of FP17s for Band 1 Urgent Courses	74	705	10.5%	9.4%	9.5%	9.0%
% of FP17s Relating to Free Repair or Replacements	0	705	0.0%	0.5%	0.7%	0.8%
% of FP17s Relating to Continuations	0	705	0.0%	0.8%	0.8%	0.9%
% of Patients satisfied with the dentistry they have received	1	1	N/A	92.5%	93.6%	93.3%
% of Patients satisfied with the time they had to wait for an appointment	1	1	N/A	89.8%	88.8%	88.9%

\* This is based on patients treated on this contract for their most recent course of treatment. Figures in italics indicate the base number of FP17s or Patient Questionnaire responses are less than 100. N/A is shown where the base number of responses is less than 10 during the period. % is calculated as Quantity/Base number\*100



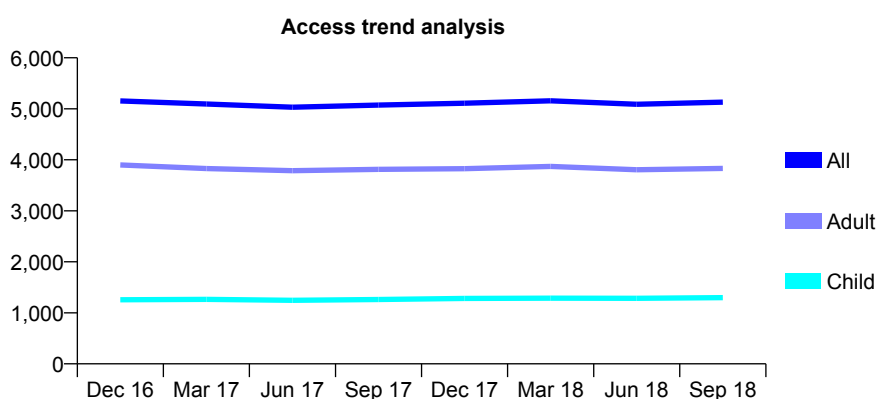
## Q68 - Vital Signs At a Glance Contract Report for 341541/0001 - September 2018

Name or company name	MISS S IMANI
Contract type name	GDS Contract
Purpose of contract	General
Contract start date	01/04/2006
Contract end date	

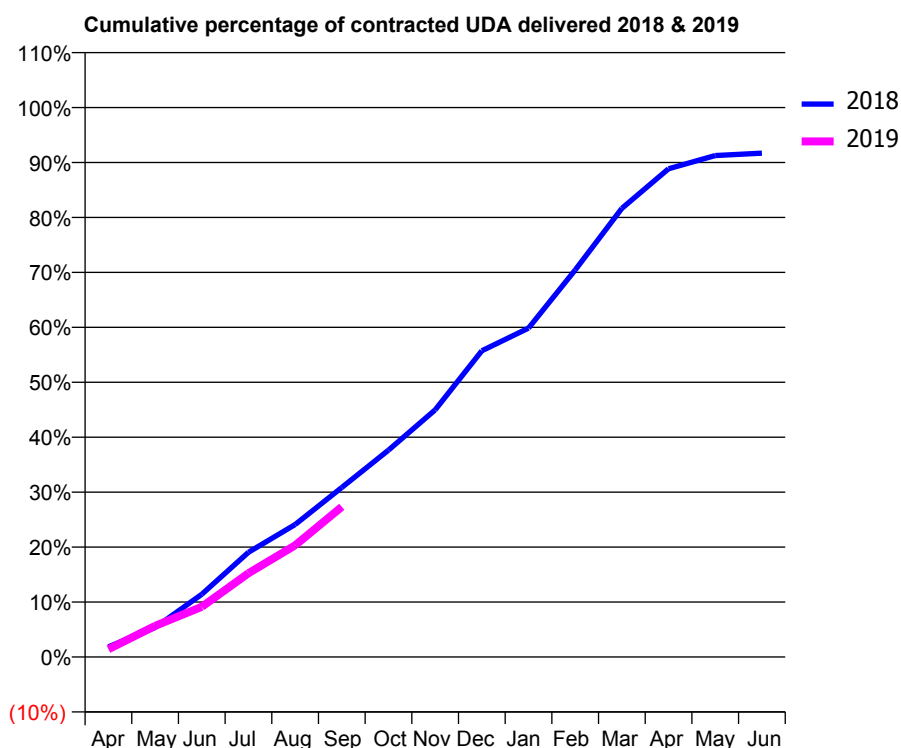
18/19 Contracted general activity (UDA)	19,333
Carry forward general activity (UDA)	0
18/19 Contracted orthodontic activity (UOA)	0
Carry forward orthodontic activity (UOA)	0
Baseline contract value	£470,517.60

### ACCESS\*

Patients seen in 24 months	Total	Change since previous quarter
Quarter ending September 2017	5,073	
Quarter ending December 2017	5,109	→
Quarter ending March 2018	5,157	→
Quarter ending June 2018	5,089	↓
Quarter ending September 2018	5,131	→
<b>Variance since September 2017</b>	<b>1.1%</b>	<b>→</b>



### ACTIVITY



Adjusted Scheduled Activity (UDA)		
Month	2018	2019
April	330	274
May	959	1,096
June	2,038	1,765
July	3,400	2,949
August	4,301	3,930
September	5,502	5,285
October	6,713	
November	8,021	
December	9,938	
January	10,674	
February	12,561	
March	14,560	
April	15,845	
May	16,274	
June	16,353	

### QUALITY

	Quantity	Base Number	Contract	AT	Region	England
% of FP17s for the same patient ID Re-attending within 3 months - Children	71	720	9.9%	9.3%	11.1%	11.6%
% of FP17s for the same patient ID Re-attending within 3 months - Adults	373	2,179	17.1%	14.9%	15.3%	15.5%
% of FP17s for the same patient ID Re-attending between 3 & 9 months - Children	315	720	43.8%	59.8%	61.1%	58.8%
% of FP17s for the same patient ID Re-attending between 3 & 9 months - Adults	986	2,179	45.3%	51.6%	52.3%	51.1%
% of FP17s for Band 1 Urgent Courses	555	2,470	22.5%	9.4%	9.5%	9.0%
% of FP17s Relating to Free Repair or Replacements	7	2,470	0.3%	0.5%	0.7%	0.8%
% of FP17s Relating to Continuations	5	2,470	0.2%	0.8%	0.8%	0.9%
% of Patients satisfied with the dentistry they have received	6	6	N/A	92.5%	93.6%	93.3%
% of Patients satisfied with the time they had to wait for an appointment	6	6	N/A	89.8%	88.8%	88.9%

\* This is based on patients treated on this contract for their most recent course of treatment. Figures in italics indicate the base number of FP17s or Patient Questionnaire responses are less than 100. N/A is shown where the base number of responses is less than 10 during the period. % is calculated as Quantity/Base number\*100

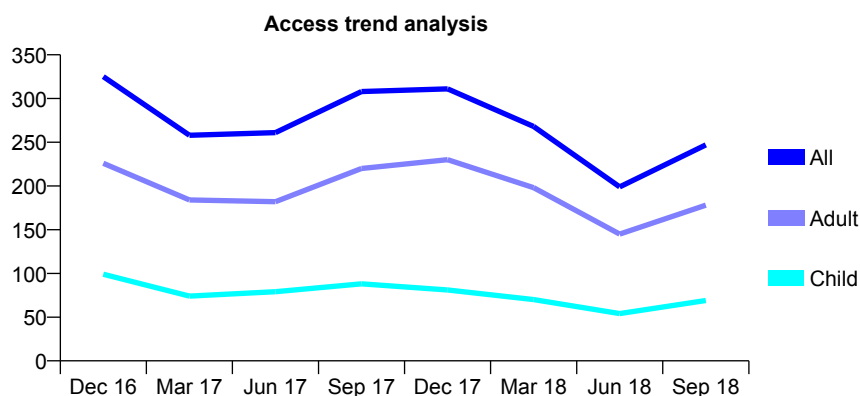
## Q68 - Vital Signs At a Glance Contract Report for 341541/0002 - September 2018

Name or company name	MISS S IMANI
Contract type name	GDS Contract
Purpose of contract	General
Contract start date	01/04/2006
Contract end date	

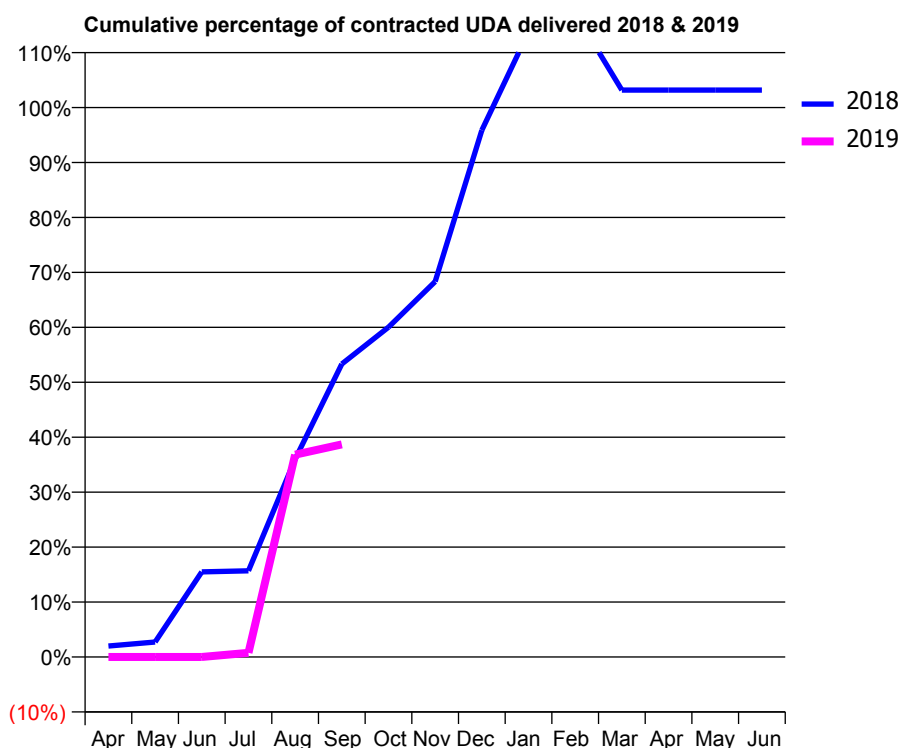
18/19 Contracted general activity (UDA)	600
Carry forward general activity (UDA)	0
18/19 Contracted orthodontic activity (UOA)	0
Carry forward orthodontic activity (UOA)	0
Baseline contract value	£15,582.35

### ACCESS\*

Patients seen in 24 months	Total	Change since previous quarter
Quarter ending September 2017	308	
Quarter ending December 2017	311	→
Quarter ending March 2018	268	↓
Quarter ending June 2018	199	↓
Quarter ending September 2018	247	↑
<b>Variance since September 2017</b>	<b>(19.8%)</b>	<b>↓</b>



### ACTIVITY



Adjusted Scheduled Activity (UDA)		
Month	2018	2019
April	12	0
May	16	0
June	93	0
July	94	5
August	216	221
September	320	232
October	360	
November	410	
December	575	
January	682	
February	703	
March	619	
April	619	
May	619	
June	619	

### QUALITY

	Quantity	Base Number	Contract	AT	Region	England
% of FP17s for the same patient ID Re-attending within 3 months - Children	1	32	3.1%	9.3%	11.1%	11.6%
% of FP17s for the same patient ID Re-attending within 3 months - Adults	3	67	4.5%	14.9%	15.3%	15.5%
% of FP17s for the same patient ID Re-attending between 3 & 9 months - Children	1	32	3.1%	59.8%	61.1%	58.8%
% of FP17s for the same patient ID Re-attending between 3 & 9 months - Adults	6	67	9.0%	51.6%	52.3%	51.1%
% of FP17s for Band 1 Urgent Courses	17	97	17.5%	9.4%	9.5%	9.0%
% of FP17s Relating to Free Repair or Replacements	0	97	0.0%	0.5%	0.7%	0.8%
% of FP17s Relating to Continuations	1	97	1.0%	0.8%	0.8%	0.9%
% of Patients satisfied with the dentistry they have received	0	0	N/A	92.5%	93.6%	93.3%
% of Patients satisfied with the time they had to wait for an appointment	0	0	N/A	89.8%	88.8%	88.9%

\* This is based on patients treated on this contract for their most recent course of treatment. Figures in italics indicate the base number of FP17s or Patient Questionnaire responses are less than 100. N/A is shown where the base number of responses is less than 10 during the period. % is calculated as Quantity/Base number\*100

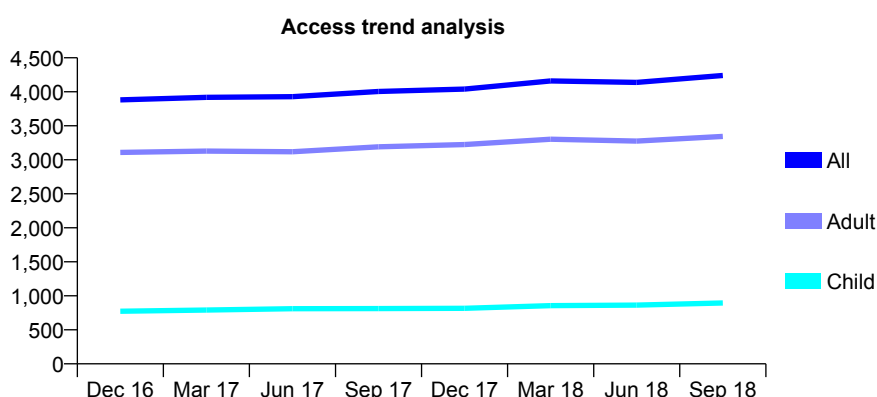
## Q68 - Vital Signs At a Glance Contract Report for 346063/0001 - September 2018

Name or company name	MRS K PIRAYESH
Contract type name	GDS Contract
Purpose of contract	General
Contract start date	01/04/2006
Contract end date	

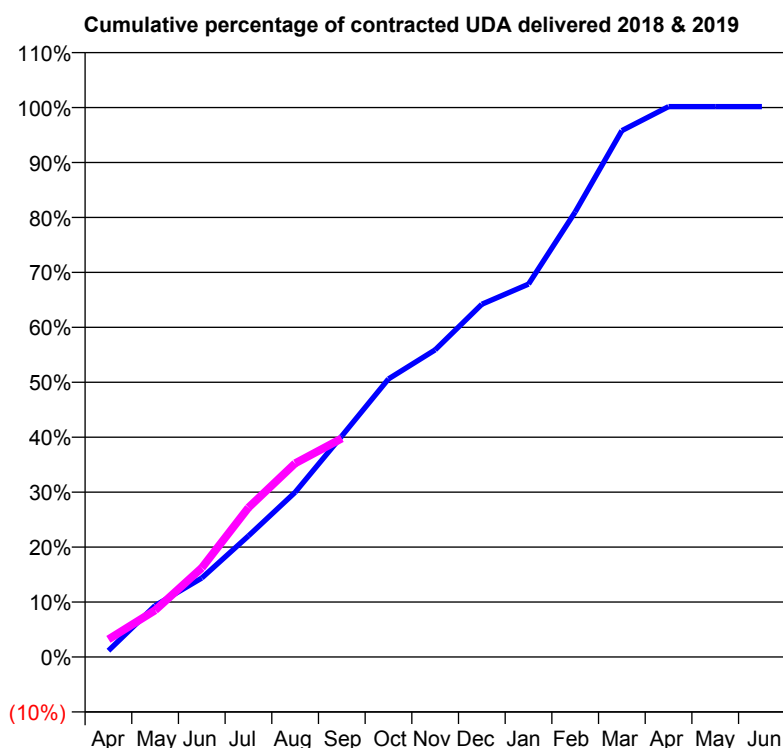
18/19 Contracted general activity (UDA)	12,906
Carry forward general activity (UDA)	0
18/19 Contracted orthodontic activity (UOA)	0
Carry forward orthodontic activity (UOA)	0
Baseline contract value	£331,358.40

### ACCESS\*

Patients seen in 24 months	Total	Change since previous quarter
Quarter ending September 2017	4,004	
Quarter ending December 2017	4,040	→
Quarter ending March 2018	4,159	↑
Quarter ending June 2018	4,139	→
Quarter ending September 2018	4,241	↑
<b>Variance since September 2017</b>	<b>5.9%</b>	<b>↑</b>



### ACTIVITY



Adjusted Scheduled Activity (UDA)		
Month	2018	2019
April	149	415
May	1,207	1,096
June	1,857	2,093
July	2,845	3,511
August	3,871	4,550
September	5,191	5,136
October	6,531	
November	7,213	
December	8,286	
January	8,758	
February	10,453	
March	12,363	
April	12,927	
May	12,926	
June	12,927	

### QUALITY

	Quantity	Base Number	Contract	AT	Region	England
% of FP17s for the same patient ID Re-attending within 3 months - Children	39	604	6.5%	9.3%	11.1%	11.6%
% of FP17s for the same patient ID Re-attending within 3 months - Adults	248	1,969	12.6%	14.9%	15.3%	15.5%
% of FP17s for the same patient ID Re-attending between 3 & 9 months - Children	322	604	53.3%	59.8%	61.1%	58.8%
% of FP17s for the same patient ID Re-attending between 3 & 9 months - Adults	989	1,969	50.2%	51.6%	52.3%	51.1%
% of FP17s for Band 1 Urgent Courses	299	2,403	12.4%	9.4%	9.5%	9.0%
% of FP17s Relating to Free Repair or Replacements	2	2,403	0.1%	0.5%	0.7%	0.8%
% of FP17s Relating to Continuations	33	2,403	1.4%	0.8%	0.8%	0.9%
% of Patients satisfied with the dentistry they have received	0	0	N/A	92.5%	93.6%	93.3%
% of Patients satisfied with the time they had to wait for an appointment	0	0	N/A	89.8%	88.8%	88.9%

\* This is based on patients treated on this contract for their most recent course of treatment. Figures in italics indicate the base number of FP17s or Patient Questionnaire responses are less than 100. N/A is shown where the base number of responses is less than 10 during the period. % is calculated as Quantity/Base number\*100

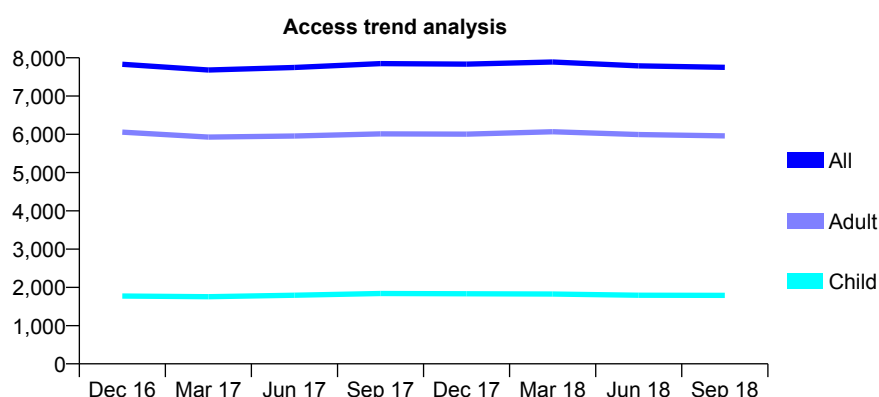
# Q68 - Vital Signs At a Glance Contract Report for 346098/0001 - September 2018

Name or company name	MISS A ALAVI
Contract type name	GDS Contract
Purpose of contract	General
Contract start date	01/04/2006
Contract end date	

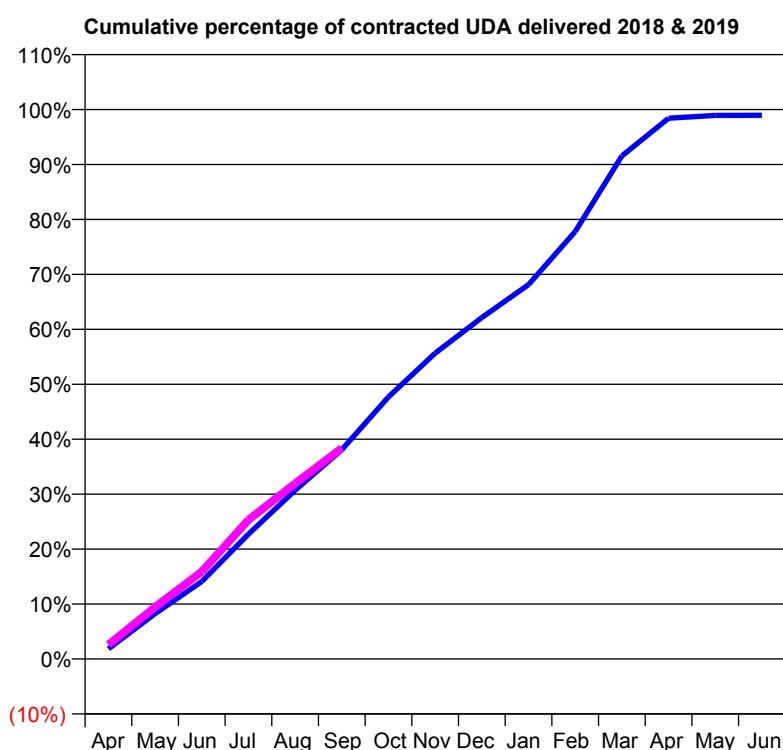
18/19 Contracted general activity (UDA)	24,013
Carry forward general activity (UDA)	253
18/19 Contracted orthodontic activity (UOA)	0
Carry forward orthodontic activity (UOA)	0
Baseline contract value	£631,258.85

## ACCESS\*

Patients seen in 24 months	Total	Change since previous quarter
Quarter ending September 2017	7,849	
Quarter ending December 2017	7,835	→
Quarter ending March 2018	7,891	→
Quarter ending June 2018	7,788	↓
Quarter ending September 2018	7,750	→
<b>Variance since September 2017</b>	<b>(1.3%)</b>	<b>↓</b>



## ACTIVITY



Adjusted Scheduled Activity (UDA)		
Month	2018	2019
April	446	629
May	1,984	2,269
June	3,390	3,817
July	5,459	6,083
August	7,375	7,670
September	9,149	9,214
October	11,452	
November	13,365	
December	14,919	
January	16,360	
February	18,677	
March	21,984	
April	23,630	
May	23,756	
June	23,760	

## QUALITY

	Quantity	Base Number	Contract	AT	Region	England
% of FP17s for the same patient ID Re-attending within 3 months - Children	59	1,227	4.8%	9.3%	11.1%	11.6%
% of FP17s for the same patient ID Re-attending within 3 months - Adults	506	4,143	12.2%	14.9%	15.3%	15.5%
% of FP17s for the same patient ID Re-attending between 3 & 9 months - Children	798	1,227	65.0%	59.8%	61.1%	58.8%
% of FP17s for the same patient ID Re-attending between 3 & 9 months - Adults	2,561	4,143	61.8%	51.6%	52.3%	51.1%
% of FP17s for Band 1 Urgent Courses	312	4,845	6.4%	9.4%	9.5%	9.0%
% of FP17s Relating to Free Repair or Replacements	37	4,845	0.8%	0.5%	0.7%	0.8%
% of FP17s Relating to Continuations	72	4,845	1.5%	0.8%	0.8%	0.9%
% of Patients satisfied with the dentistry they have received	6	8	N/A	92.5%	93.6%	93.3%
% of Patients satisfied with the time they had to wait for an appointment	7	8	N/A	89.8%	88.8%	88.9%

\* This is based on patients treated on this contract for their most recent course of treatment. Figures in italics indicate the base number of FP17s or Patient Questionnaire responses are less than 100. N/A is shown where the base number of responses is less than 10 during the period. % is calculated as Quantity/Base number\*100

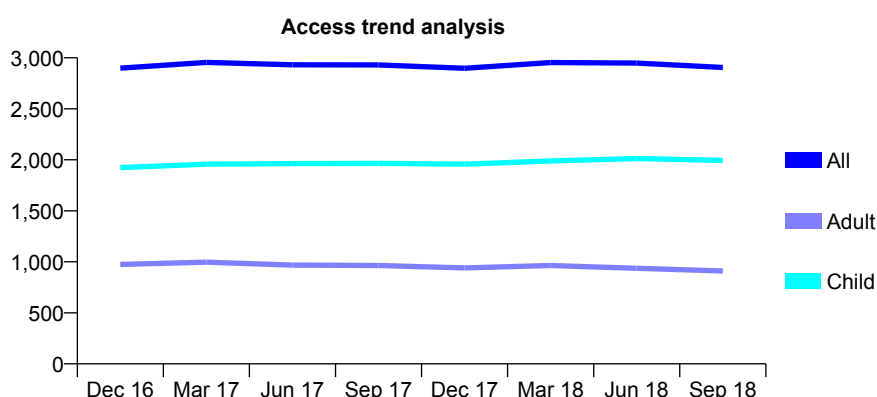
# Q68 - Vital Signs At a Glance Contract Report for 355046/0001 - September 2018

Name or company name	Mr MA Crowley and Mr AW Smith
Contract type name	GDS Contract
Purpose of contract	General
Contract start date	01/04/2006
Contract end date	

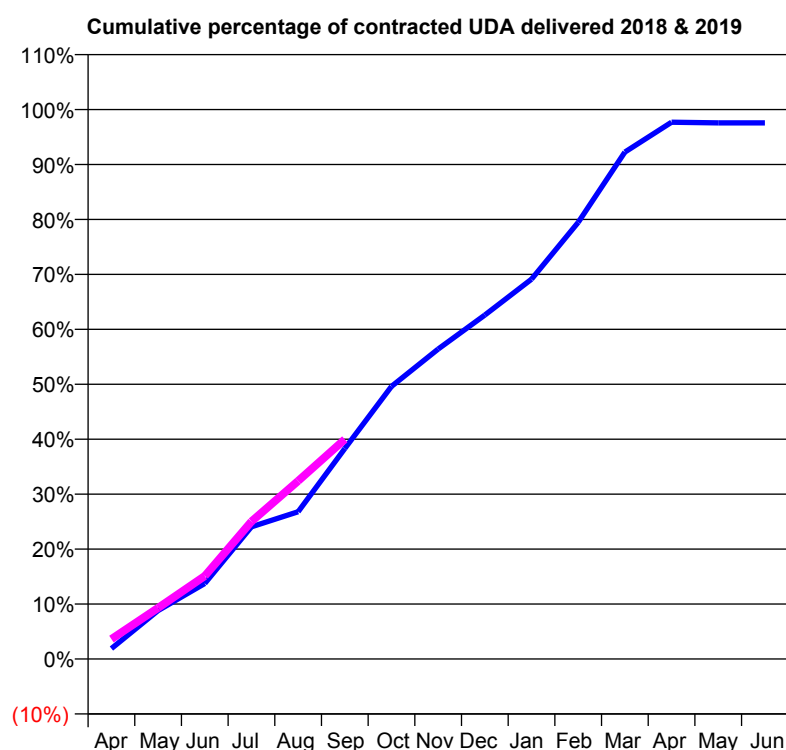
18/19 Contracted general activity (UDA)	7,028
Carry forward general activity (UDA)	171
18/19 Contracted orthodontic activity (UOA)	0
Carry forward orthodontic activity (UOA)	0
Baseline contract value	£177,310.44

## ACCESS\*

Patients seen in 24 months	Total	Change since previous quarter
Quarter ending September 2017	2,930	
Quarter ending December 2017	2,898	↓
Quarter ending March 2018	2,953	→
Quarter ending June 2018	2,948	→
Quarter ending September 2018	2,905	↓
<b>Variance since September 2017</b>	<b>(0.9%)</b>	→



## ACTIVITY



Adjusted Scheduled Activity (UDA)		
Month	2018	2019
April	134	255
May	620	655
June	967	1,062
July	1,690	1,758
August	1,884	2,278
September	2,692	2,811
October	3,487	
November	3,964	
December	4,400	
January	4,857	
February	5,585	
March	6,484	
April	6,866	
May	6,856	
June	6,856	

## QUALITY

	Quantity	Base Number	Contract	AT	Region	England
% of FP17s for the same patient ID Re-attending within 3 months - Children	85	1,530	5.6%	9.3%	11.1%	11.6%
% of FP17s for the same patient ID Re-attending within 3 months - Adults	70	495	14.1%	14.9%	15.3%	15.5%
% of FP17s for the same patient ID Re-attending between 3 & 9 months - Children	927	1,530	60.6%	59.8%	61.1%	58.8%
% of FP17s for the same patient ID Re-attending between 3 & 9 months - Adults	243	495	49.1%	51.6%	52.3%	51.1%
% of FP17s for Band 1 Urgent Courses	98	1,841	5.3%	9.4%	9.5%	9.0%
% of FP17s Relating to Free Repair or Replacements	1	1,841	0.1%	0.5%	0.7%	0.8%
% of FP17s Relating to Continuations	1	1,841	0.1%	0.8%	0.8%	0.9%
% of Patients satisfied with the dentistry they have received	0	0	N/A	92.5%	93.6%	93.3%
% of Patients satisfied with the time they had to wait for an appointment	0	0	N/A	89.8%	88.8%	88.9%

\* This is based on patients treated on this contract for their most recent course of treatment. Figures in italics indicate the base number of FP17s or Patient Questionnaire responses are less than 100. N/A is shown where the base number of responses is less than 10 during the period. % is calculated as Quantity/Base number\*100

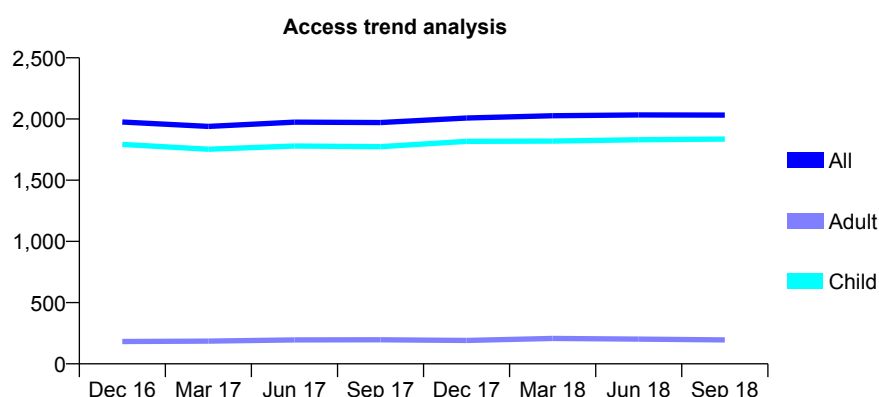
# Q68 - Vital Signs At a Glance Contract Report for 355410/0001 - September 2018

Name or company name	MR C AMIN
Contract type name	GDS Contract
Purpose of contract	General
Contract start date	01/04/2012
Contract end date	

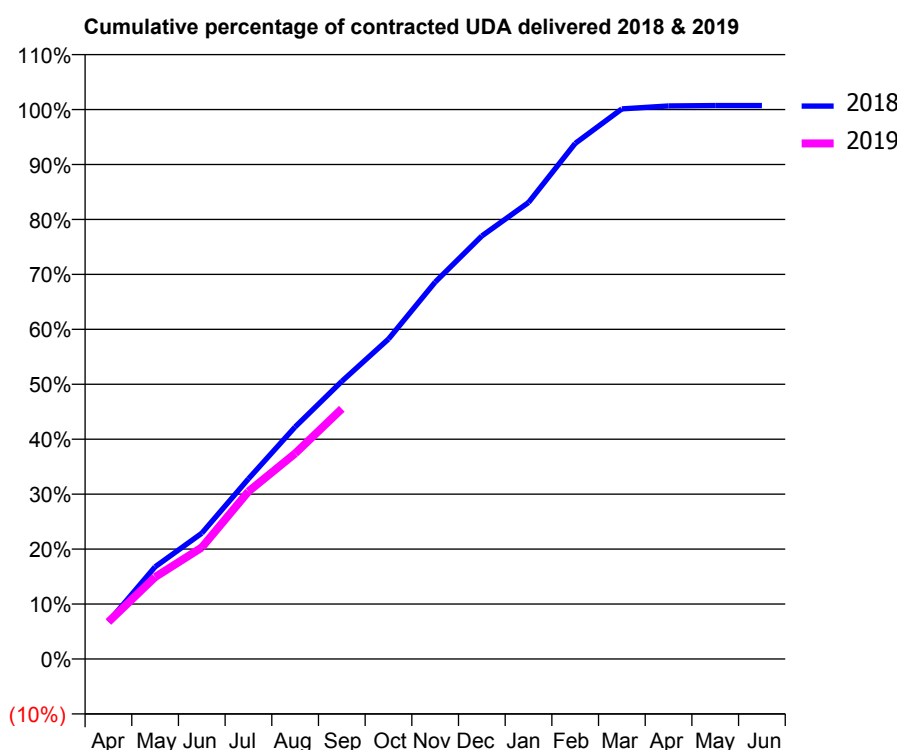
18/19 Contracted general activity (UDA)	3,800
Carry forward general activity (UDA)	0
18/19 Contracted orthodontic activity (UOA)	0
Carry forward orthodontic activity (UOA)	0
Baseline contract value	£101,182.68

## ACCESS\*

Patients seen in 24 months	Total	Change since previous quarter
Quarter ending September 2017	1,971	
Quarter ending December 2017	2,008	→
Quarter ending March 2018	2,027	→
Quarter ending June 2018	2,033	→
Quarter ending September 2018	2,032	→
<b>Variance since September 2017</b>	<b>3.1%</b>	<b>↑</b>



## ACTIVITY



Adjusted Scheduled Activity (UDA)		
Month	2018	2019
April	258	257
May	638	566
June	870	771
July	1,246	1,159
August	1,605	1,422
September	1,921	1,731
October	2,212	
November	2,606	
December	2,925	
January	3,157	
February	3,565	
March	3,804	
April	3,824	
May	3,827	
June	3,827	

## QUALITY

	Quantity	Base Number	Contract	AT	Region	England
% of FP17s for the same patient ID Re-attending within 3 months - Children	68	1,116	6.1%	9.3%	11.1%	11.6%
% of FP17s for the same patient ID Re-attending within 3 months - Adults	6	50	12.0%	14.9%	15.3%	15.5%
% of FP17s for the same patient ID Re-attending between 3 & 9 months - Children	556	1,116	49.8%	59.8%	61.1%	58.8%
% of FP17s for the same patient ID Re-attending between 3 & 9 months - Adults	20	50	40.0%	51.6%	52.3%	51.1%
% of FP17s for Band 1 Urgent Courses	34	1,156	2.9%	9.4%	9.5%	9.0%
% of FP17s Relating to Free Repair or Replacements	1	1,156	0.1%	0.5%	0.7%	0.8%
% of FP17s Relating to Continuations	4	1,156	0.3%	0.8%	0.8%	0.9%
% of Patients satisfied with the dentistry they have received	0	0	N/A	92.5%	93.6%	93.3%
% of Patients satisfied with the time they had to wait for an appointment	0	0	N/A	89.8%	88.8%	88.9%

\* This is based on patients treated on this contract for their most recent course of treatment. Figures in italics indicate the base number of FP17s or Patient Questionnaire responses are less than 100. N/A is shown where the base number of responses is less than 10 during the period. % is calculated as Quantity/Base number\*100

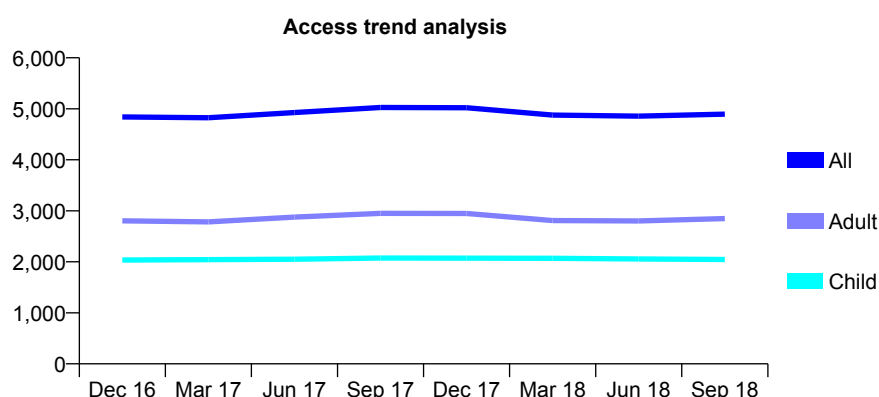
# Q68 - Vital Signs At a Glance Contract Report for 355569/0003 - September 2018

Name or company name	MISS S LALANI
Contract type name	GDS Contract
Purpose of contract	General
Contract start date	02/07/2012
Contract end date	

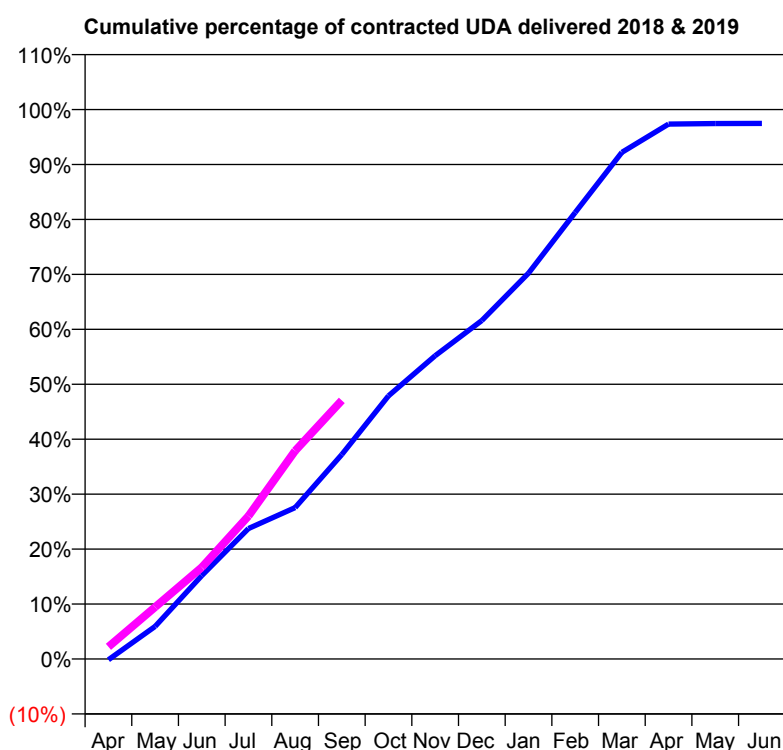
18/19 Contracted general activity (UDA)	11,500
Carry forward general activity (UDA)	290
18/19 Contracted orthodontic activity (UOA)	0
Carry forward orthodontic activity (UOA)	0
Baseline contract value	£387,670.19

## ACCESS\*

Patients seen in 24 months	Total	Change since previous quarter
Quarter ending September 2017	5,026	
Quarter ending December 2017	5,022	→
Quarter ending March 2018	4,878	↓
Quarter ending June 2018	4,855	→
Quarter ending September 2018	4,895	→
<b>Variance since September 2017</b>	<b>(2.6%)</b>	<b>↓</b>



## ACTIVITY



Adjusted Scheduled Activity (UDA)		
Month	2018	2019
April	-18	255
May	681	1,087
June	1,745	1,919
July	2,729	2,992
August	3,169	4,357
September	4,280	5,414
October	5,507	
November	6,346	
December	7,083	
January	8,076	
February	9,344	
March	10,602	
April	11,194	
May	11,207	
June	11,210	

## QUALITY

	Quantity	Base Number	Contract	AT	Region	England
% of FP17s for the same patient ID Re-attending within 3 months - Children	78	1,518	5.1%	9.3%	11.1%	11.6%
% of FP17s for the same patient ID Re-attending within 3 months - Adults	280	1,884	14.9%	14.9%	15.3%	15.5%
% of FP17s for the same patient ID Re-attending between 3 & 9 months - Children	872	1,518	57.4%	59.8%	61.1%	58.8%
% of FP17s for the same patient ID Re-attending between 3 & 9 months - Adults	923	1,884	49.0%	51.6%	52.3%	51.1%
% of FP17s for Band 1 Urgent Courses	270	3,142	8.6%	9.4%	9.5%	9.0%
% of FP17s Relating to Free Repair or Replacements	7	3,142	0.2%	0.5%	0.7%	0.8%
% of FP17s Relating to Continuations	10	3,142	0.3%	0.8%	0.8%	0.9%
% of Patients satisfied with the dentistry they have received	2	2	N/A	92.5%	93.6%	93.3%
% of Patients satisfied with the time they had to wait for an appointment	2	2	N/A	89.8%	88.8%	88.9%

\* This is based on patients treated on this contract for their most recent course of treatment. Figures in italics indicate the base number of FP17s or Patient Questionnaire responses are less than 100. N/A is shown where the base number of responses is less than 10 during the period. % is calculated as Quantity/Base number\*100



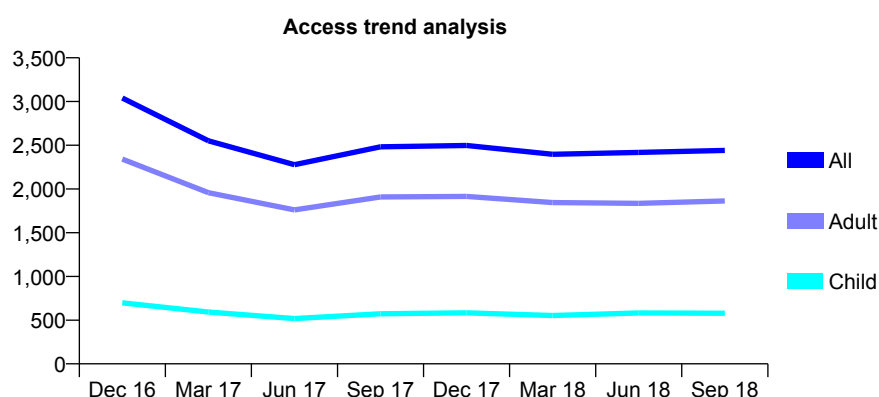
# Q68 - Vital Signs At a Glance Contract Report for 359270/0022 - September 2018

Name or company name	Dr Amit Rai & Dr Ali Reza Roxar
Contract type name	GDS Contract
Purpose of contract	General
Contract start date	01/02/2013
Contract end date	

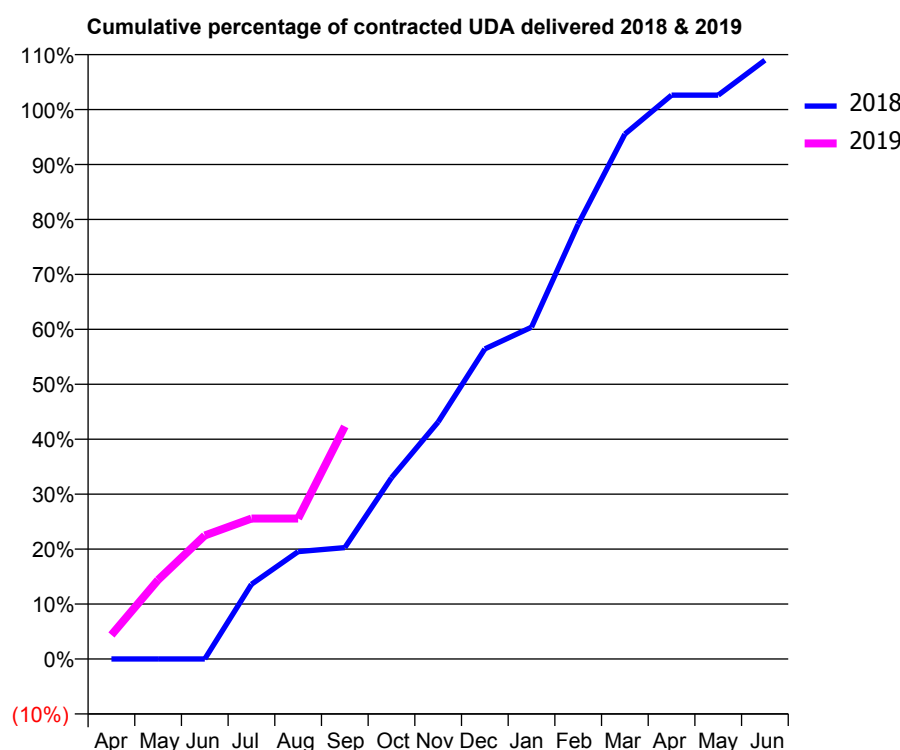
18/19 Contracted general activity (UDA)	8,710
Carry forward general activity (UDA)	0
18/19 Contracted orthodontic activity (UOA)	0
Carry forward orthodontic activity (UOA)	0
Baseline contract value	£222,496.13

## ACCESS\*

Patients seen in 24 months	Total	Change since previous quarter
Quarter ending September 2017	2,482	
Quarter ending December 2017	2,497	→
Quarter ending March 2018	2,397	↓
Quarter ending June 2018	2,418	→
Quarter ending September 2018	2,441	→
<b>Variance since September 2017</b>	<b>(1.7%)</b>	<b>↓</b>



## ACTIVITY



Month	Adjusted Scheduled Activity (UDA)	
	2018	2019
April	0	382
May	0	1,254
June	0	1,958
July	734	2,227
August	1,056	2,227
September	1,095	3,688
October	1,782	
November	2,329	
December	3,047	
January	3,261	
February	4,274	
March	5,158	
April	5,541	
May	5,541	
June	5,885	

## QUALITY

	Quantity	Base Number	Contract	AT	Region	England
% of FP17s for the same patient ID Re-attending within 3 months - Children	13	357	3.6%	9.3%	11.1%	11.6%
% of FP17s for the same patient ID Re-attending within 3 months - Adults	153	1,128	13.6%	14.9%	15.3%	15.5%
% of FP17s for the same patient ID Re-attending between 3 & 9 months - Children	193	357	54.1%	59.8%	61.1%	58.8%
% of FP17s for the same patient ID Re-attending between 3 & 9 months - Adults	485	1,128	43.0%	51.6%	52.3%	51.1%
% of FP17s for Band 1 Urgent Courses	73	1,318	5.5%	9.4%	9.5%	9.0%
% of FP17s Relating to Free Repair or Replacements	0	1,318	0.0%	0.5%	0.7%	0.8%
% of FP17s Relating to Continuations	37	1,318	2.8%	0.8%	0.8%	0.9%
% of Patients satisfied with the dentistry they have received	0	0	N/A	92.5%	93.6%	93.3%
% of Patients satisfied with the time they had to wait for an appointment	0	0	N/A	89.8%	88.8%	88.9%

\* This is based on patients treated on this contract for their most recent course of treatment. Figures in italics indicate the base number of FP17s or Patient Questionnaire responses are less than 100. N/A is shown where the base number of responses is less than 10 during the period. % is calculated as Quantity/Base number\*100

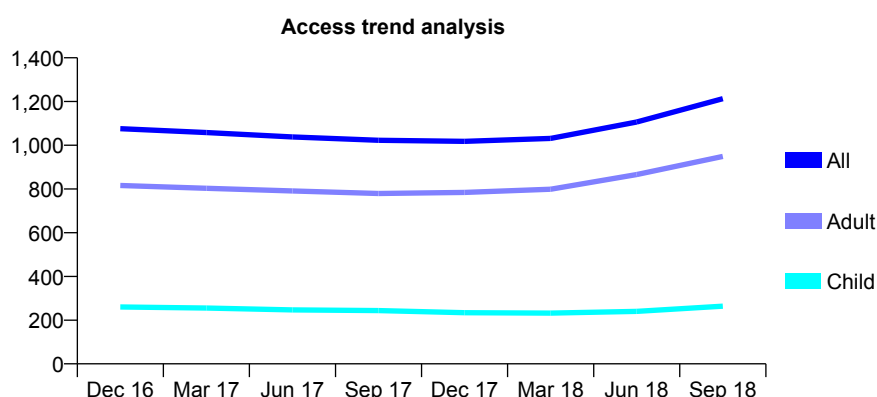
## Q68 - Vital Signs At a Glance Contract Report for 359408/0001 - September 2018

Name or company name	Dene Lodge Partnership
Contract type name	GDS Contract
Purpose of contract	General
Contract start date	01/04/2006
Contract end date	

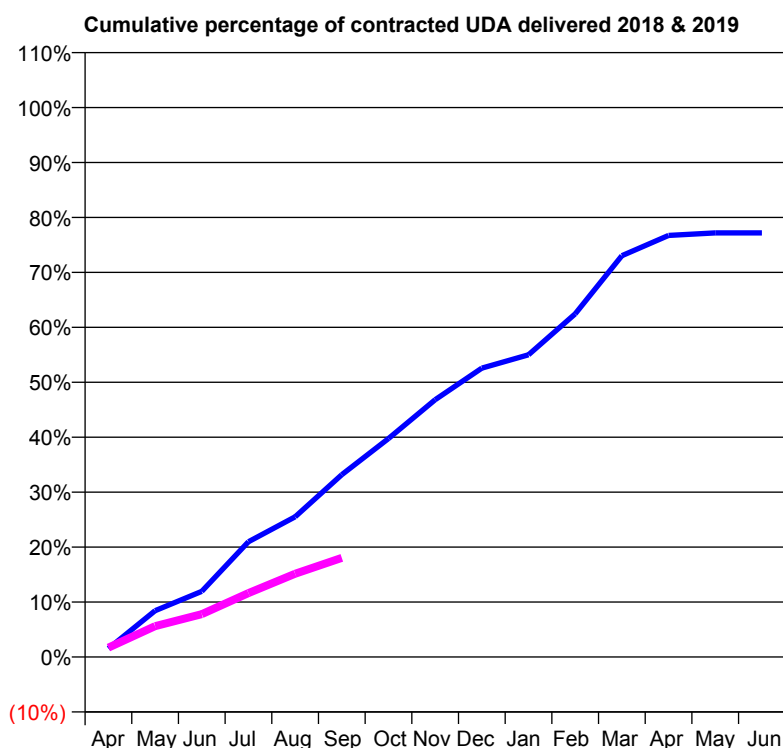
18/19 Contracted general activity (UDA)	12,147
Carry forward general activity (UDA)	0
18/19 Contracted orthodontic activity (UOA)	0
Carry forward orthodontic activity (UOA)	0
Baseline contract value	£294,255.86

### ACCESS\*

Patients seen in 24 months	Total	Change since previous quarter
Quarter ending September 2017	1,023	
Quarter ending December 2017	1,018	→
Quarter ending March 2018	1,031	→
Quarter ending June 2018	1,106	↑
Quarter ending September 2018	1,213	↑
<b>Variance since September 2017</b>	<b>18.6%</b>	<b>↑</b>



### ACTIVITY



Adjusted Scheduled Activity (UDA)		
Month	2018	2019
April	71	209
May	386	682
June	547	947
July	961	1,413
August	1,168	1,840
September	1,520	2,192
October	1,821	
November	2,144	
December	2,408	
January	2,519	
February	2,860	
March	3,344	
April	3,513	
May	3,534	
June	3,534	

### QUALITY

	Quantity	Base Number	Contract	AT	Region	England
% of FP17s for the same patient ID Re-attending within 3 months - Children	5	238	2.1%	9.3%	11.1%	11.6%
% of FP17s for the same patient ID Re-attending within 3 months - Adults	100	870	11.5%	14.9%	15.3%	15.5%
% of FP17s for the same patient ID Re-attending between 3 & 9 months - Children	157	238	66.0%	59.8%	61.1%	58.8%
% of FP17s for the same patient ID Re-attending between 3 & 9 months - Adults	483	870	55.5%	51.6%	52.3%	51.1%
% of FP17s for Band 1 Urgent Courses	52	1,030	5.0%	9.4%	9.5%	9.0%
% of FP17s Relating to Free Repair or Replacements	2	1,030	0.2%	0.5%	0.7%	0.8%
% of FP17s Relating to Continuations	17	1,030	1.7%	0.8%	0.8%	0.9%
% of Patients satisfied with the dentistry they have received	0	0	N/A	92.5%	93.6%	93.3%
% of Patients satisfied with the time they had to wait for an appointment	0	0	N/A	89.8%	88.8%	88.9%

\* This is based on patients treated on this contract for their most recent course of treatment. Figures in italics indicate the base number of FP17s or Patient Questionnaire responses are less than 100. N/A is shown where the base number of responses is less than 10 during the period. % is calculated as Quantity/Base number\*100

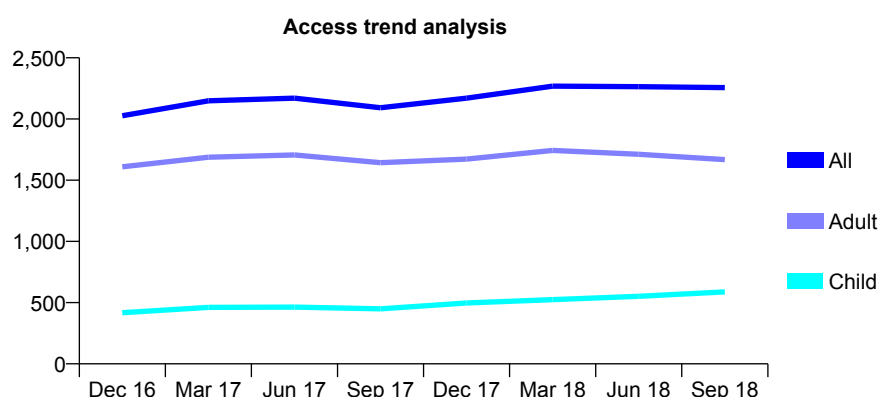
# Q68 - Vital Signs At a Glance Contract Report for 363863/0001 - September 2018

Name or company name	MR G BILLIS
Contract type name	GDS Contract
Purpose of contract	General
Contract start date	01/07/2015
Contract end date	

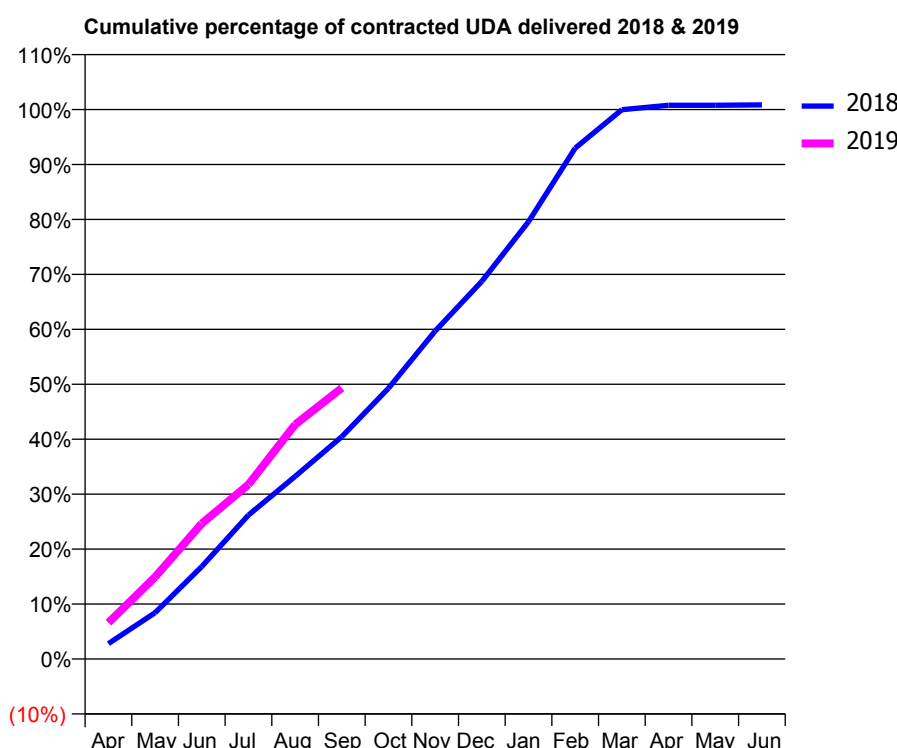
18/19 Contracted general activity (UDA)	6,000
Carry forward general activity (UDA)	0
18/19 Contracted orthodontic activity (UOA)	0
Carry forward orthodontic activity (UOA)	0
Baseline contract value	£147,037.86

## ACCESS\*

Patients seen in 24 months	Total	Change since previous quarter
Quarter ending September 2017	2,092	
Quarter ending December 2017	2,170	↑
Quarter ending March 2018	2,269	↑
Quarter ending June 2018	2,264	→
Quarter ending September 2018	2,256	→
<b>Variance since September 2017</b>	<b>7.8%</b>	<b>↑</b>



## ACTIVITY



Adjusted Scheduled Activity (UDA)		
Month	2018	2019
April	168	397
May	506	897
June	1,010	1,481
July	1,572	1,905
August	1,994	2,560
September	2,427	2,960
October	2,956	
November	3,580	
December	4,125	
January	4,775	
February	5,579	
March	5,998	
April	6,045	
May	6,047	
June	6,051	

## QUALITY

	Quantity	Base Number	Contract	AT	Region	England
% of FP17s for the same patient ID Re-attending within 3 months - Children	21	449	4.7%	9.3%	11.1%	11.6%
% of FP17s for the same patient ID Re-attending within 3 months - Adults	136	1,125	12.1%	14.9%	15.3%	15.5%
% of FP17s for the same patient ID Re-attending between 3 & 9 months - Children	276	449	61.5%	59.8%	61.1%	58.8%
% of FP17s for the same patient ID Re-attending between 3 & 9 months - Adults	711	1,125	63.2%	51.6%	52.3%	51.1%
% of FP17s for Band 1 Urgent Courses	125	1,544	8.1%	9.4%	9.5%	9.0%
% of FP17s Relating to Free Repair or Replacements	5	1,544	0.3%	0.5%	0.7%	0.8%
% of FP17s Relating to Continuations	2	1,544	0.1%	0.8%	0.8%	0.9%
% of Patients satisfied with the dentistry they have received	3	4	N/A	92.5%	93.6%	93.3%
% of Patients satisfied with the time they had to wait for an appointment	4	4	N/A	89.8%	88.8%	88.9%

\* This is based on patients treated on this contract for their most recent course of treatment. Figures in italics indicate the base number of FP17s or Patient Questionnaire responses are less than 100. N/A is shown where the base number of responses is less than 10 during the period. % is calculated as Quantity/Base number\*100

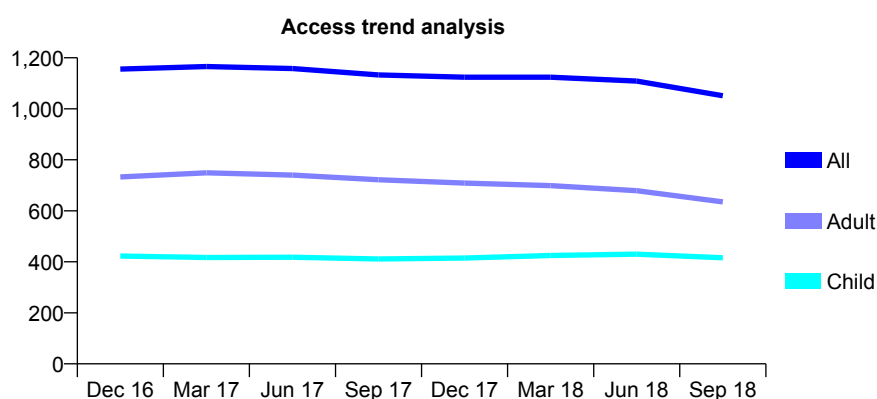
## Q68 - Vital Signs At a Glance Contract Report for 368156/0001 - September 2018

Name or company name	MRS N SRINIVASAN
Contract type name	GDS Contract
Purpose of contract	General
Contract start date	01/07/2011
Contract end date	

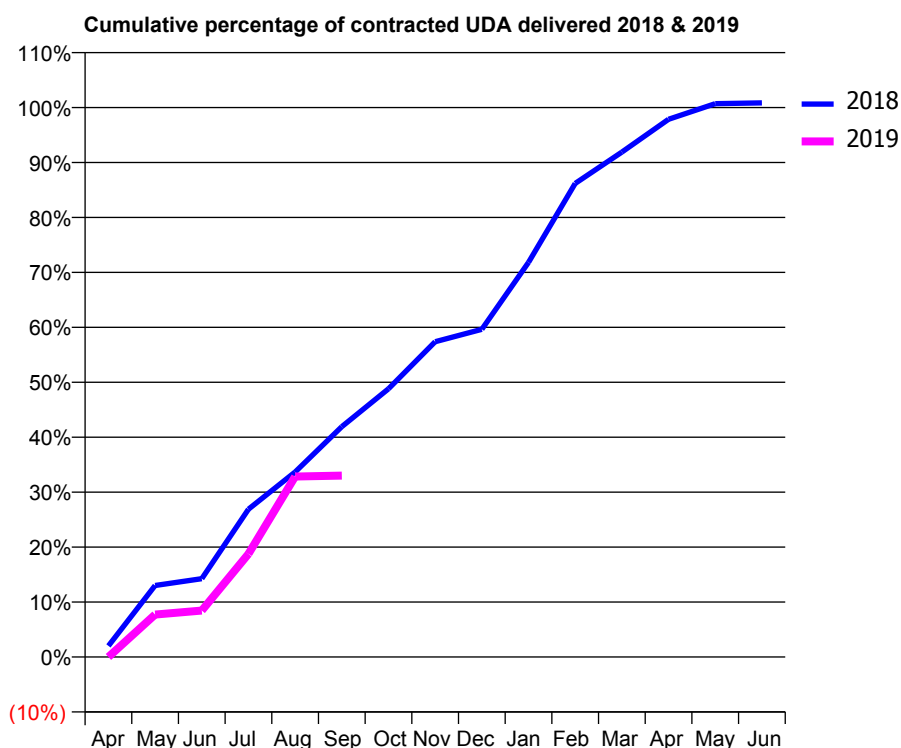
18/19 Contracted general activity (UDA)	2,265
Carry forward general activity (UDA)	0
18/19 Contracted orthodontic activity (UOA)	0
Carry forward orthodontic activity (UOA)	0
Baseline contract value	£56,436.73

### ACCESS\*

Patients seen in 24 months	Total	Change since previous quarter
Quarter ending September 2017	1,133	
Quarter ending December 2017	1,124	→
Quarter ending March 2018	1,124	→
Quarter ending June 2018	1,109	↓
Quarter ending September 2018	1,051	↓
<b>Variance since September 2017</b>	<b>(7.2%)</b>	<b>↓</b>



### ACTIVITY



Adjusted Scheduled Activity (UDA)		
Month	2018	2019
April	46	0
May	295	175
June	323	192
July	609	425
August	763	744
September	950	748
October	1,105	
November	1,300	
December	1,351	
January	1,627	
February	1,952	
March	2,081	
April	2,216	
May	2,281	
June	2,284	

### QUALITY

	Quantity	Base Number	Contract	AT	Region	England
% of FP17s for the same patient ID Re-attending within 3 months - Children	14	295	4.7%	9.3%	11.1%	11.6%
% of FP17s for the same patient ID Re-attending within 3 months - Adults	46	337	13.6%	14.9%	15.3%	15.5%
% of FP17s for the same patient ID Re-attending between 3 & 9 months - Children	183	295	62.0%	59.8%	61.1%	58.8%
% of FP17s for the same patient ID Re-attending between 3 & 9 months - Adults	192	337	57.0%	51.6%	52.3%	51.1%
% of FP17s for Band 1 Urgent Courses	45	520	8.7%	9.4%	9.5%	9.0%
% of FP17s Relating to Free Repair or Replacements	2	520	0.4%	0.5%	0.7%	0.8%
% of FP17s Relating to Continuations	1	520	0.2%	0.8%	0.8%	0.9%
% of Patients satisfied with the dentistry they have received	1	1	N/A	92.5%	93.6%	93.3%
% of Patients satisfied with the time they had to wait for an appointment	1	1	N/A	89.8%	88.8%	88.9%

\* This is based on patients treated on this contract for their most recent course of treatment. Figures in italics indicate the base number of FP17s or Patient Questionnaire responses are less than 100. N/A is shown where the base number of responses is less than 10 during the period. % is calculated as Quantity/Base number\*100

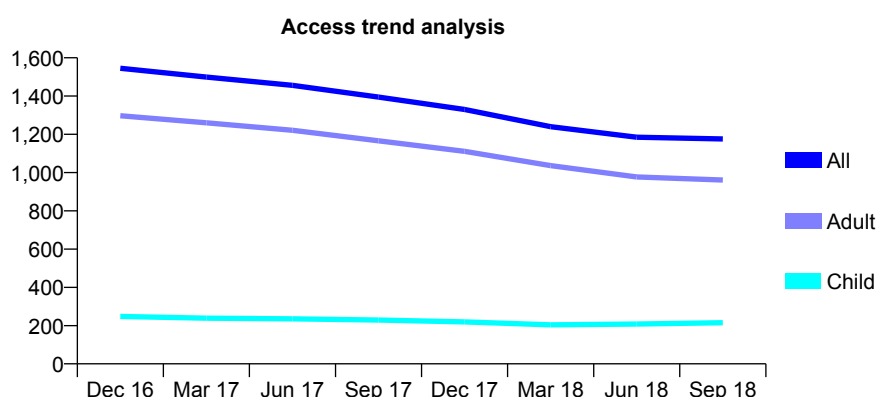
# Q68 - Vital Signs At a Glance Contract Report for 389382/0002 - September 2018

Name or company name	MR MB FAHAMI
Contract type name	GDS Contract
Purpose of contract	General
Contract start date	05/07/2006
Contract end date	

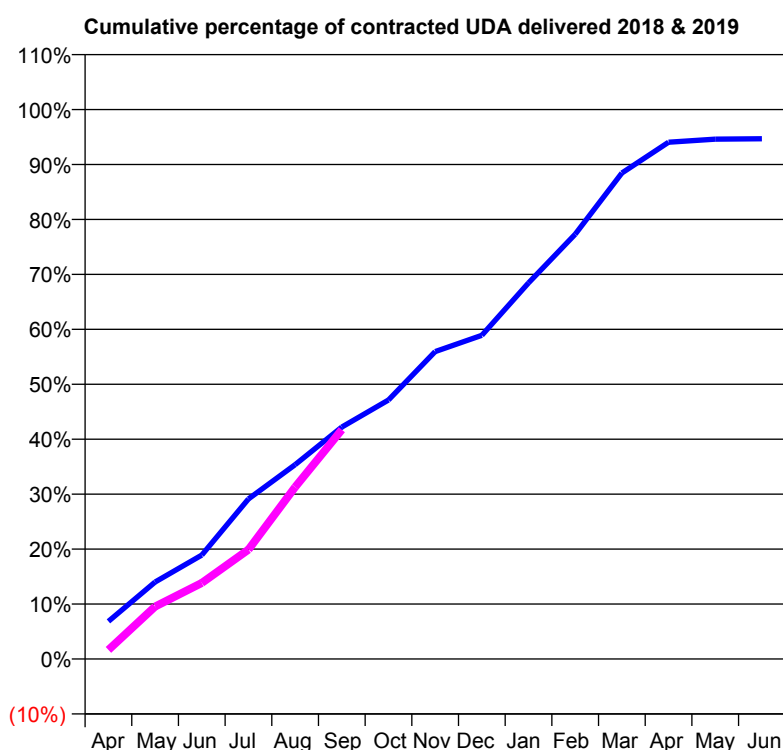
18/19 Contracted general activity (UDA)	4,100
Carry forward general activity (UDA)	0
18/19 Contracted orthodontic activity (UOA)	0
Carry forward orthodontic activity (UOA)	0
Baseline contract value	£142,629.03

## ACCESS\*

Patients seen in 24 months	Total	Change since previous quarter
Quarter ending September 2017	1,395	
Quarter ending December 2017	1,330	↓
Quarter ending March 2018	1,240	↓
Quarter ending June 2018	1,185	↓
Quarter ending September 2018	1,176	→
<b>Variance since September 2017</b>	<b>(15.7%)</b>	<b>↓</b>



## ACTIVITY



Adjusted Scheduled Activity (UDA)		
Month	2018	2019
April	281	68
May	575	391
June	775	567
July	1,194	816
August	1,451	1,283
September	1,731	1,711
October	1,933	
November	2,294	
December	2,415	
January	2,806	
February	3,170	
March	3,626	
April	3,856	
May	3,879	
June	3,882	

## QUALITY

	Quantity	Base Number	Contract	AT	Region	England
% of FP17s for the same patient ID Re-attending within 3 months - Children	7	190	3.7%	9.3%	11.1%	11.6%
% of FP17s for the same patient ID Re-attending within 3 months - Adults	117	685	17.1%	14.9%	15.3%	15.5%
% of FP17s for the same patient ID Re-attending between 3 & 9 months - Children	86	190	45.3%	59.8%	61.1%	58.8%
% of FP17s for the same patient ID Re-attending between 3 & 9 months - Adults	259	685	37.8%	51.6%	52.3%	51.1%
% of FP17s for Band 1 Urgent Courses	103	805	12.8%	9.4%	9.5%	9.0%
% of FP17s Relating to Free Repair or Replacements	0	805	0.0%	0.5%	0.7%	0.8%
% of FP17s Relating to Continuations	0	805	0.0%	0.8%	0.8%	0.9%
% of Patients satisfied with the dentistry they have received	1	1	N/A	92.5%	93.6%	93.3%
% of Patients satisfied with the time they had to wait for an appointment	1	1	N/A	89.8%	88.8%	88.9%

\* This is based on patients treated on this contract for their most recent course of treatment. Figures in italics indicate the base number of FP17s or Patient Questionnaire responses are less than 100. N/A is shown where the base number of responses is less than 10 during the period. % is calculated as Quantity/Base number\*100

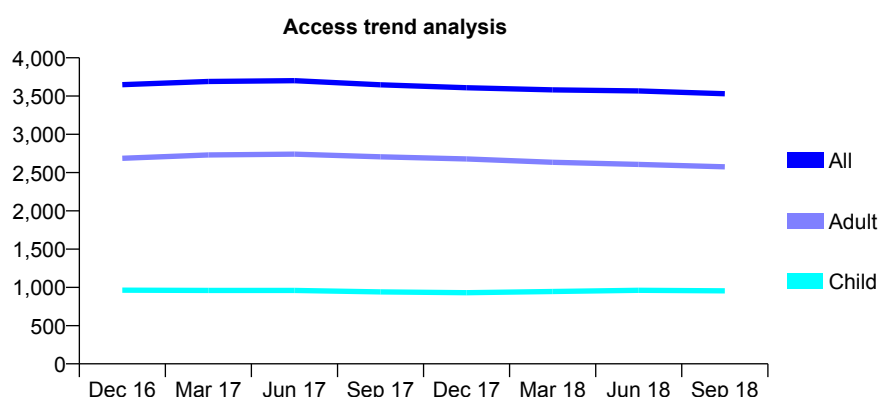
# Q68 - Vital Signs At a Glance Contract Report for 396710/0001 - September 2018

Name or company name	Old Mill Dental Surgery
Contract type name	GDS Contract
Purpose of contract	General
Contract start date	01/04/2006
Contract end date	

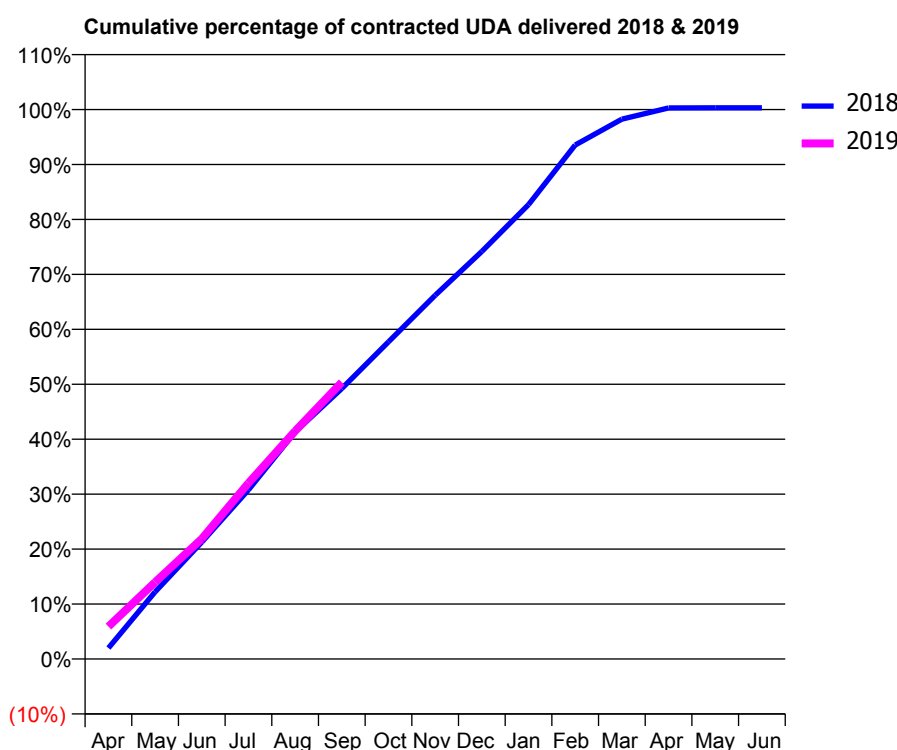
18/19 Contracted general activity (UDA)	8,029
Carry forward general activity (UDA)	0
18/19 Contracted orthodontic activity (UOA)	0
Carry forward orthodontic activity (UOA)	0
Baseline contract value	£169,330.96

## ACCESS\*

Patients seen in 24 months	Total	Change since previous quarter
Quarter ending September 2017	3,647	
Quarter ending December 2017	3,608	↓
Quarter ending March 2018	3,580	→
Quarter ending June 2018	3,567	→
Quarter ending September 2018	3,531	↓
<b>Variance since September 2017</b>	<b>(3.2%)</b>	<b>↓</b>



## ACTIVITY



Adjusted Scheduled Activity (UDA)		
Month	2018	2019
April	161	475
May	981	1,123
June	1,709	1,757
July	2,471	2,571
August	3,317	3,331
September	3,952	4,044
October	4,635	
November	5,314	
December	5,955	
January	6,639	
February	7,510	
March	7,888	
April	8,051	
May	8,053	
June	8,054	

## QUALITY

	Quantity	Base Number	Contract	AT	Region	England
% of FP17s for the same patient ID Re-attending within 3 months - Children	101	817	12.4%	9.3%	11.1%	11.6%
% of FP17s for the same patient ID Re-attending within 3 months - Adults	153	1,600	9.6%	14.9%	15.3%	15.5%
% of FP17s for the same patient ID Re-attending between 3 & 9 months - Children	385	817	47.1%	59.8%	61.1%	58.8%
% of FP17s for the same patient ID Re-attending between 3 & 9 months - Adults	628	1,600	39.3%	51.6%	52.3%	51.1%
% of FP17s for Band 1 Urgent Courses	141	2,319	6.1%	9.4%	9.5%	9.0%
% of FP17s Relating to Free Repair or Replacements	11	2,319	0.5%	0.5%	0.7%	0.8%
% of FP17s Relating to Continuations	3	2,319	0.1%	0.8%	0.8%	0.9%
% of Patients satisfied with the dentistry they have received	1	1	N/A	92.5%	93.6%	93.3%
% of Patients satisfied with the time they had to wait for an appointment	1	1	N/A	89.8%	88.8%	88.9%

\* This is based on patients treated on this contract for their most recent course of treatment. Figures in italics indicate the base number of FP17s or Patient Questionnaire responses are less than 100. N/A is shown where the base number of responses is less than 10 during the period. % is calculated as Quantity/Base number\*100

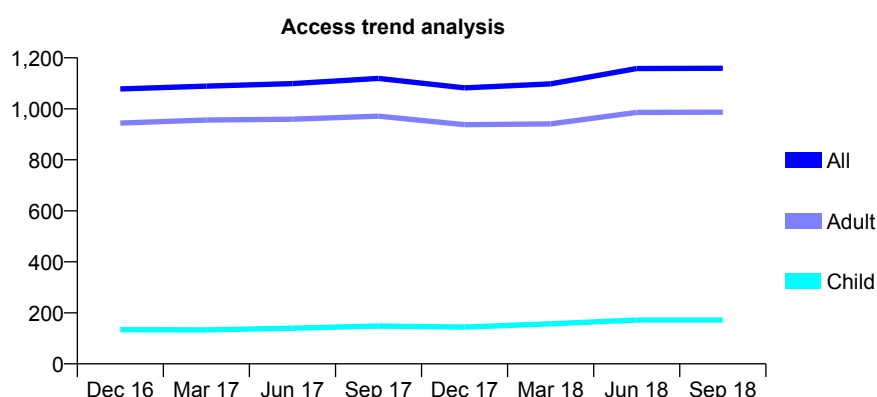
# Q68 - Vital Signs At a Glance Contract Report for 398144/0002 - September 2018

Name or company name	MISS DR BECKER
Contract type name	GDS Contract
Purpose of contract	General
Contract start date	01/11/2015
Contract end date	

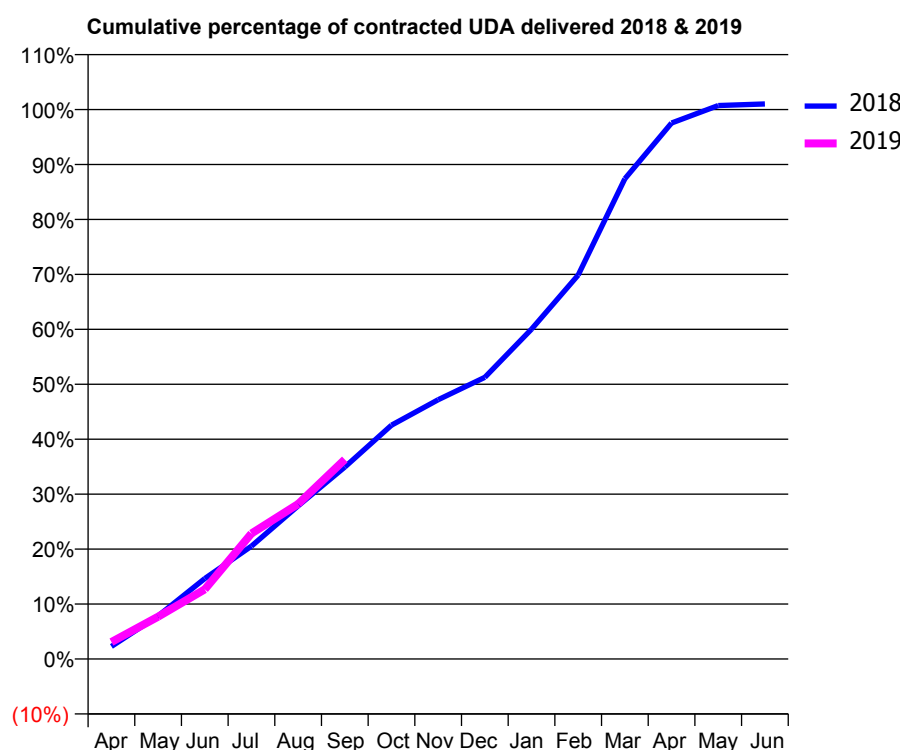
18/19 Contracted general activity (UDA)	4,156
Carry forward general activity (UDA)	0
18/19 Contracted orthodontic activity (UOA)	0
Carry forward orthodontic activity (UOA)	0
Baseline contract value	£114,816.49

## ACCESS\*

Patients seen in 24 months	Total	Change since previous quarter
Quarter ending September 2017	1,119	
Quarter ending December 2017	1,082	↓
Quarter ending March 2018	1,098	→
Quarter ending June 2018	1,158	↑
Quarter ending September 2018	1,159	→
<b>Variance since September 2017</b>	<b>3.6%</b>	<b>↑</b>



## ACTIVITY



Adjusted Scheduled Activity (UDA)		
Month	2018	2019
April	95	128
May	326	321
June	609	527
July	854	949
August	1,158	1,172
September	1,452	1,509
October	1,769	
November	1,961	
December	2,131	
January	2,494	
February	2,904	
March	3,632	
April	4,054	
May	4,186	
June	4,198	

## QUALITY

	Quantity	Base Number	Contract	AT	Region	England
% of FP17s for the same patient ID Re-attending within 3 months - Children	6	123	4.9%	9.3%	11.1%	11.6%
% of FP17s for the same patient ID Re-attending within 3 months - Adults	68	807	8.4%	14.9%	15.3%	15.5%
% of FP17s for the same patient ID Re-attending between 3 & 9 months - Children	77	123	62.6%	59.8%	61.1%	58.8%
% of FP17s for the same patient ID Re-attending between 3 & 9 months - Adults	503	807	62.3%	51.6%	52.3%	51.1%
% of FP17s for Band 1 Urgent Courses	41	772	5.3%	9.4%	9.5%	9.0%
% of FP17s Relating to Free Repair or Replacements	3	772	0.4%	0.5%	0.7%	0.8%
% of FP17s Relating to Continuations	0	772	0.0%	0.8%	0.8%	0.9%
% of Patients satisfied with the dentistry they have received	1	1	N/A	92.5%	93.6%	93.3%
% of Patients satisfied with the time they had to wait for an appointment	1	1	N/A	89.8%	88.8%	88.9%

\* This is based on patients treated on this contract for their most recent course of treatment. Figures in italics indicate the base number of FP17s or Patient Questionnaire responses are less than 100. N/A is shown where the base number of responses is less than 10 during the period. % is calculated as Quantity/Base number\*100



## Q68 - Vital Signs At a Glance Contract Report for 557056/0002 - September 2018

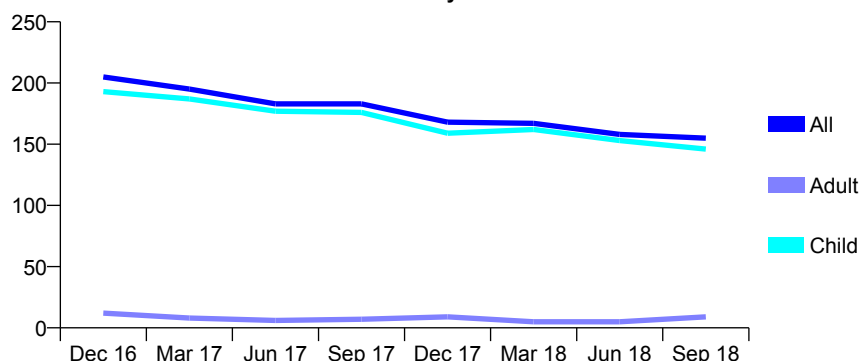
Name or company name	MR S URDANG
Contract type name	GDS Contract
Purpose of contract	General
Contract start date	02/07/2008
Contract end date	

18/19 Contracted general activity (UDA)	200
Carry forward general activity (UDA)	0
18/19 Contracted orthodontic activity (UOA)	0
Carry forward orthodontic activity (UOA)	0
Baseline contract value	£4,559.02

### ACCESS\*

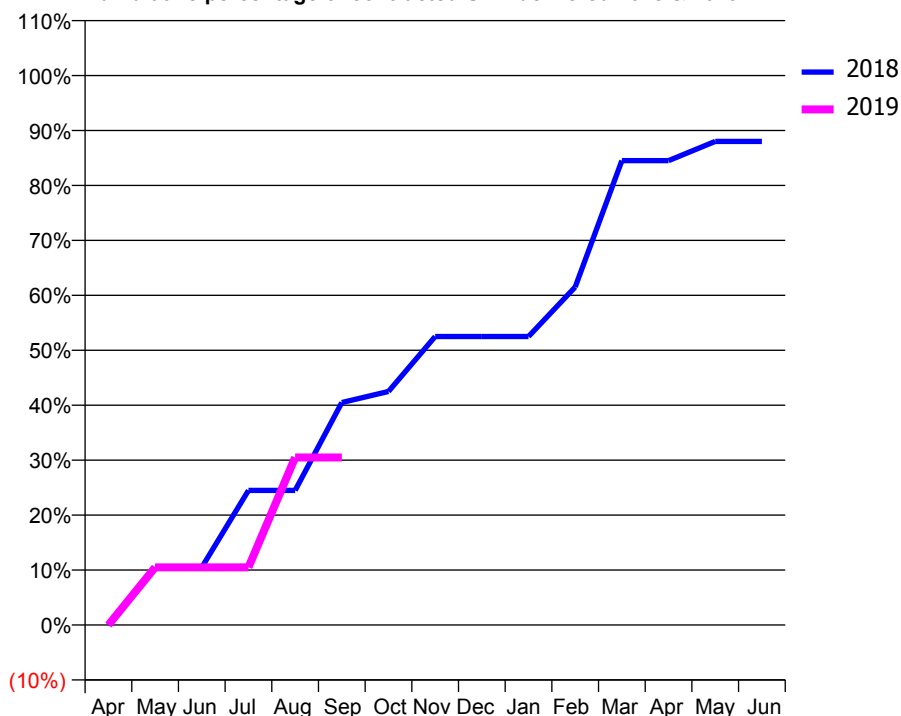
Patients seen in 24 months	Total	Change since previous quarter
Quarter ending September 2017	183	
Quarter ending December 2017	168	↓
Quarter ending March 2018	167	→
Quarter ending June 2018	158	↓
Quarter ending September 2018	155	↓
<b>Variance since September 2017</b>	<b>(15.3%)</b>	<b>↓</b>

### Access trend analysis



### ACTIVITY

#### Cumulative percentage of contracted UDA delivered 2018 & 2019



Adjusted Scheduled Activity (UDA)		
Month	2018	2019
April	0	0
May	21	21
June	21	21
July	49	21
August	49	61
September	81	61
October	85	
November	105	
December	105	
January	105	
February	123	
March	169	
April	169	
May	176	
June	176	

### QUALITY

	Quantity	Base Number	Contract	AT	Region	England
% of FP17s for the same patient ID Re-attending within 3 months - Children	2	66	3.0%	9.3%	11.1%	11.6%
% of FP17s for the same patient ID Re-attending within 3 months - Adults	0	0	N/A	14.9%	15.3%	15.5%
% of FP17s for the same patient ID Re-attending between 3 & 9 months - Children	29	66	43.9%	59.8%	61.1%	58.8%
% of FP17s for the same patient ID Re-attending between 3 & 9 months - Adults	0	0	N/A	51.6%	52.3%	51.1%
% of FP17s for Band 1 Urgent Courses	0	59	0.0%	9.4%	9.5%	9.0%
% of FP17s Relating to Free Repair or Replacements	0	59	0.0%	0.5%	0.7%	0.8%
% of FP17s Relating to Continuations	0	59	0.0%	0.8%	0.8%	0.9%
% of Patients satisfied with the dentistry they have received	0	0	N/A	92.5%	93.6%	93.3%
% of Patients satisfied with the time they had to wait for an appointment	0	0	N/A	89.8%	88.8%	88.9%

\* This is based on patients treated on this contract for their most recent course of treatment. Figures in italics indicate the base number of FP17s or Patient Questionnaire responses are less than 100. N/A is shown where the base number of responses is less than 10 during the period. % is calculated as Quantity/Base number\*100

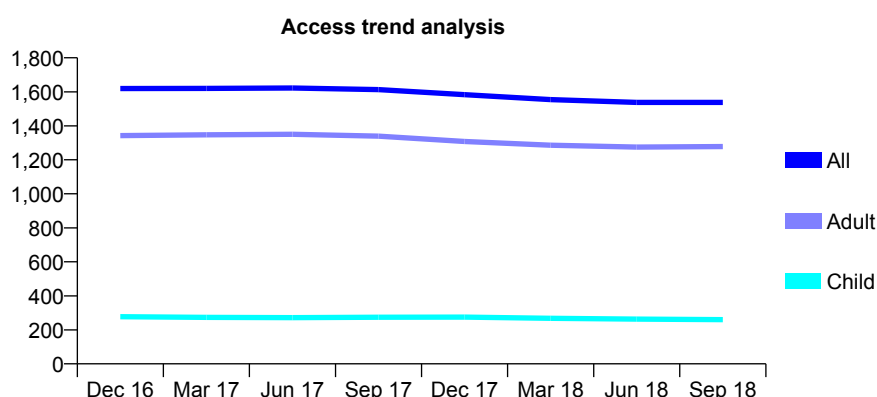
# Q68 - Vital Signs At a Glance Contract Report for 558222/0005 - September 2018

Name or company name	MR NJ VAID
Contract type name	GDS Contract
Purpose of contract	General
Contract start date	01/04/2011
Contract end date	

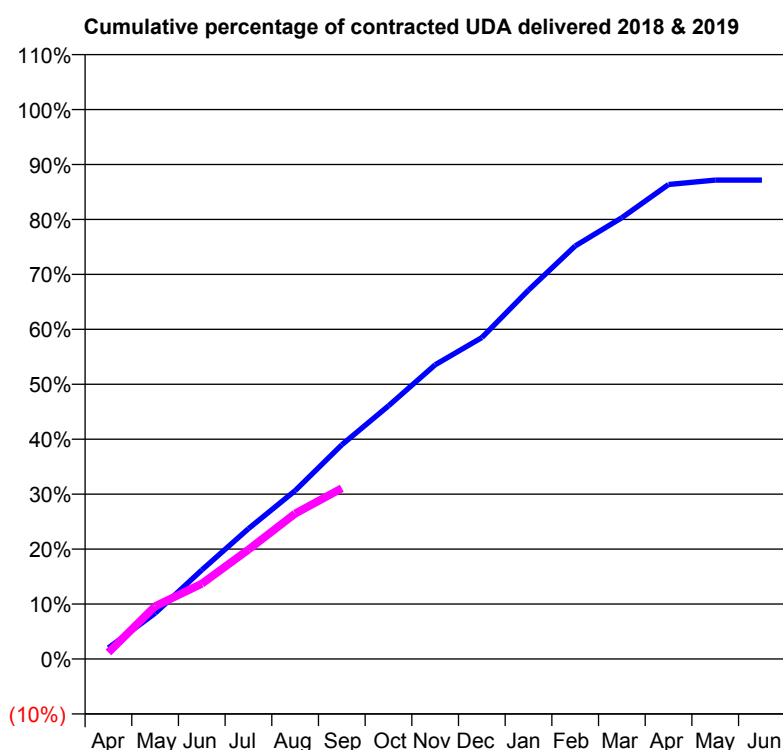
18/19 Contracted general activity (UDA)	5,235
Carry forward general activity (UDA)	0
18/19 Contracted orthodontic activity (UOA)	0
Carry forward orthodontic activity (UOA)	0
Baseline contract value	£123,149.22

## ACCESS\*

Patients seen in 24 months	Total	Change since previous quarter
Quarter ending September 2017	1,613	
Quarter ending December 2017	1,583	↓
Quarter ending March 2018	1,554	↓
Quarter ending June 2018	1,538	↓
Quarter ending September 2018	1,538	→
<b>Variance since September 2017</b>	<b>(4.6%)</b>	<b>↓</b>



## ACTIVITY



Adjusted Scheduled Activity (UDA)		
Month	2018	2019
April	106	63
May	437	503
June	849	717
July	1,242	1,042
August	1,604	1,386
September	2,040	1,627
October	2,412	
November	2,803	
December	3,063	
January	3,515	
February	3,936	
March	4,204	
April	4,521	
May	4,562	
June	4,562	

## QUALITY

	Quantity	Base Number	Contract	AT	Region	England
% of FP17s for the same patient ID Re-attending within 3 months - Children	13	188	6.9%	9.3%	11.1%	11.6%
% of FP17s for the same patient ID Re-attending within 3 months - Adults	187	1,045	17.9%	14.9%	15.3%	15.5%
% of FP17s for the same patient ID Re-attending between 3 & 9 months - Children	113	188	60.1%	59.8%	61.1%	58.8%
% of FP17s for the same patient ID Re-attending between 3 & 9 months - Adults	653	1,045	62.5%	51.6%	52.3%	51.1%
% of FP17s for Band 1 Urgent Courses	92	1,028	8.9%	9.4%	9.5%	9.0%
% of FP17s Relating to Free Repair or Replacements	4	1,028	0.4%	0.5%	0.7%	0.8%
% of FP17s Relating to Continuations	23	1,028	2.2%	0.8%	0.8%	0.9%
% of Patients satisfied with the dentistry they have received	2	2	N/A	92.5%	93.6%	93.3%
% of Patients satisfied with the time they had to wait for an appointment	2	2	N/A	89.8%	88.8%	88.9%

\* This is based on patients treated on this contract for their most recent course of treatment. Figures in italics indicate the base number of FP17s or Patient Questionnaire responses are less than 100. N/A is shown where the base number of responses is less than 10 during the period. % is calculated as Quantity/Base number\*100

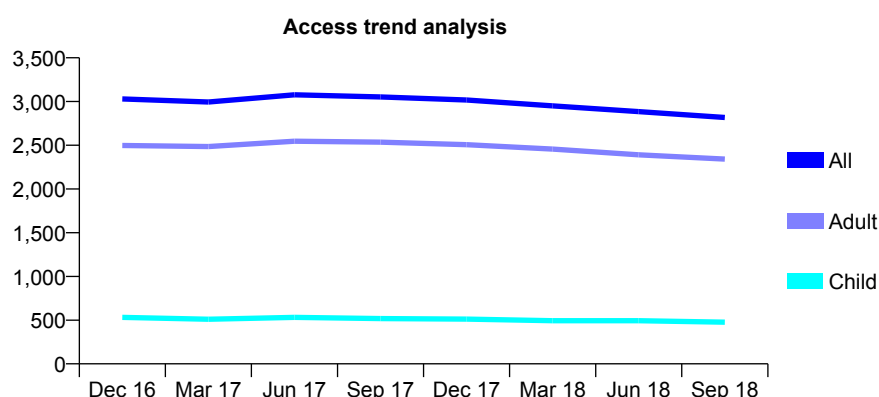
# Q68 - Vital Signs At a Glance Contract Report for 558222/0006 - September 2018

Name or company name	MR NJ VOID
Contract type name	GDS Contract
Purpose of contract	General
Contract start date	01/04/2011
Contract end date	

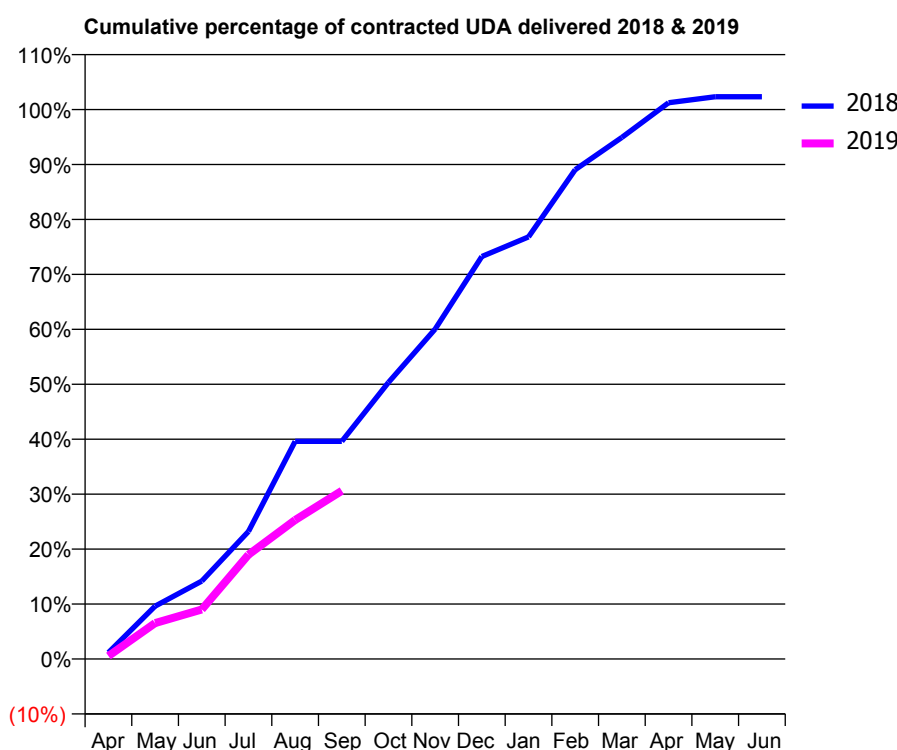
18/19 Contracted general activity (UDA)	10,603
Carry forward general activity (UDA)	0
18/19 Contracted orthodontic activity (UOA)	0
Carry forward orthodontic activity (UOA)	0
Baseline contract value	£270,842.75

## ACCESS\*

Patients seen in 24 months	Total	Change since previous quarter
Quarter ending September 2017	3,052	
Quarter ending December 2017	3,018	↓
Quarter ending March 2018	2,950	↓
Quarter ending June 2018	2,884	↓
Quarter ending September 2018	2,818	↓
<b>Variance since September 2017</b>	<b>(7.7%)</b>	<b>↓</b>



## ACTIVITY



Adjusted Scheduled Activity (UDA)		
Month	2018	2019
April	94	58
May	770	692
June	1,135	957
July	1,858	2,012
August	3,171	2,681
September	3,171	3,245
October	4,028	
November	4,806	
December	5,862	
January	6,147	
February	7,126	
March	7,597	
April	8,101	
May	8,189	
June	8,189	

## QUALITY

	Quantity	Base Number	Contract	AT	Region	England
% of FP17s for the same patient ID Re-attending within 3 months - Children	19	332	5.7%	9.3%	11.1%	11.6%
% of FP17s for the same patient ID Re-attending within 3 months - Adults	232	1,662	14.0%	14.9%	15.3%	15.5%
% of FP17s for the same patient ID Re-attending between 3 & 9 months - Children	185	332	55.7%	59.8%	61.1%	58.8%
% of FP17s for the same patient ID Re-attending between 3 & 9 months - Adults	897	1,662	54.0%	51.6%	52.3%	51.1%
% of FP17s for Band 1 Urgent Courses	118	1,688	7.0%	9.4%	9.5%	9.0%
% of FP17s Relating to Free Repair or Replacements	27	1,688	1.6%	0.5%	0.7%	0.8%
% of FP17s Relating to Continuations	13	1,688	0.8%	0.8%	0.8%	0.9%
% of Patients satisfied with the dentistry they have received	2	2	N/A	92.5%	93.6%	93.3%
% of Patients satisfied with the time they had to wait for an appointment	2	2	N/A	89.8%	88.8%	88.9%

\* This is based on patients treated on this contract for their most recent course of treatment. Figures in italics indicate the base number of FP17s or Patient Questionnaire responses are less than 100. N/A is shown where the base number of responses is less than 10 during the period. % is calculated as Quantity/Base number\*100

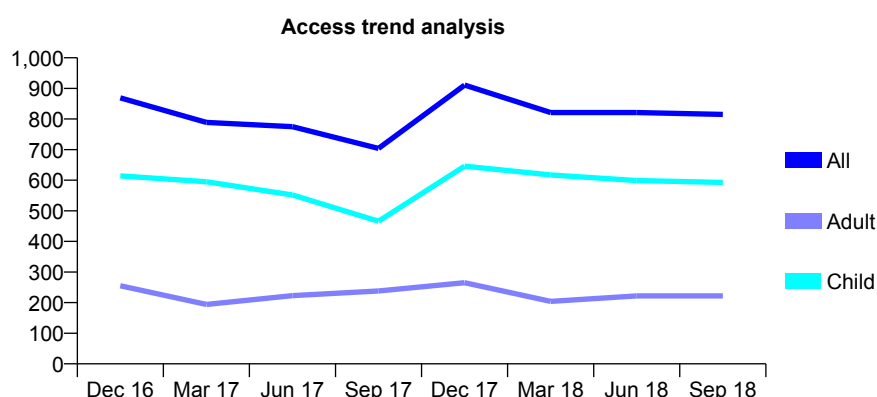
# Q68 - Vital Signs At a Glance Contract Report for 558745/0004 - September 2018

Name or company name	MR VH WIFFEN
Contract type name	GDS Contract
Purpose of contract	General
Contract start date	01/06/2010
Contract end date	

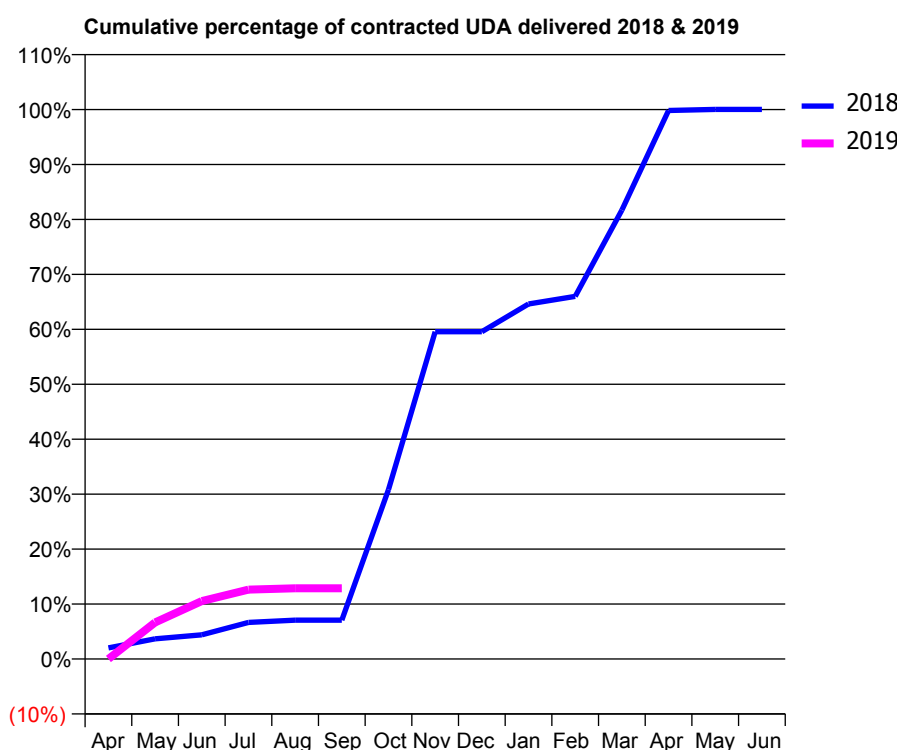
18/19 Contracted general activity (UDA)	1,532
Carry forward general activity (UDA)	0
18/19 Contracted orthodontic activity (UOA)	0
Carry forward orthodontic activity (UOA)	0
Baseline contract value	£43,981.87

## ACCESS\*

Patients seen in 24 months	Total	Change since previous quarter
Quarter ending September 2017	704	
Quarter ending December 2017	911	↑
Quarter ending March 2018	821	↓
Quarter ending June 2018	821	→
Quarter ending September 2018	815	→
<b>Variance since September 2017</b>	<b>15.8%</b>	<b>↑</b>



## ACTIVITY



Adjusted Scheduled Activity (UDA)		
Month	2018	2019
April	31	0
May	56	102
June	67	161
July	102	193
August	108	197
September	108	197
October	472	
November	912	
December	912	
January	990	
February	1,011	
March	1,252	
April	1,529	
May	1,532	
June	1,532	

## QUALITY

	Quantity	Base Number	Contract	AT	Region	England
% of FP17s for the same patient ID Re-attending within 3 months - Children	12	321	3.7%	9.3%	11.1%	11.6%
% of FP17s for the same patient ID Re-attending within 3 months - Adults	1	47	2.1%	14.9%	15.3%	15.5%
% of FP17s for the same patient ID Re-attending between 3 & 9 months - Children	227	321	70.7%	59.8%	61.1%	58.8%
% of FP17s for the same patient ID Re-attending between 3 & 9 months - Adults	32	47	68.1%	51.6%	52.3%	51.1%
% of FP17s for Band 1 Urgent Courses	12	112	10.7%	9.4%	9.5%	9.0%
% of FP17s Relating to Free Repair or Replacements	0	112	0.0%	0.5%	0.7%	0.8%
% of FP17s Relating to Continuations	0	112	0.0%	0.8%	0.8%	0.9%
% of Patients satisfied with the dentistry they have received	0	0	N/A	92.5%	93.6%	93.3%
% of Patients satisfied with the time they had to wait for an appointment	0	0	N/A	89.8%	88.8%	88.9%

\* This is based on patients treated on this contract for their most recent course of treatment. Figures in italics indicate the base number of FP17s or Patient Questionnaire responses are less than 100. N/A is shown where the base number of responses is less than 10 during the period. % is calculated as Quantity/Base number\*100

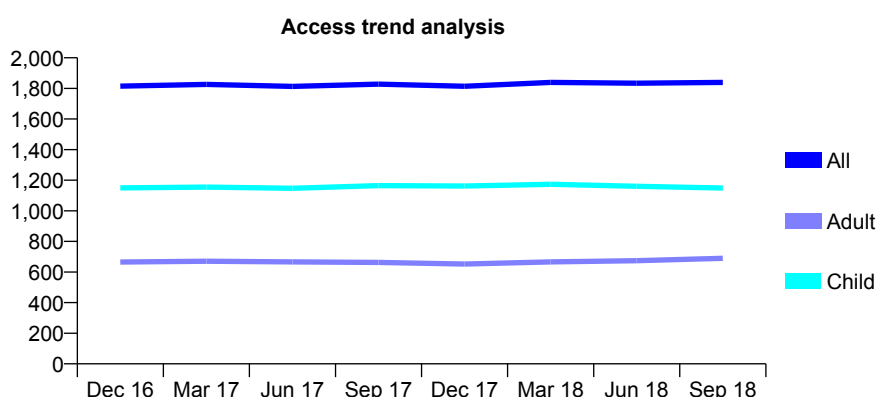
## Q68 - Vital Signs At a Glance Contract Report for 565113/0001 - September 2018

Name or company name	MR MA PARKER
Contract type name	GDS Contract
Purpose of contract	General
Contract start date	01/04/2006
Contract end date	

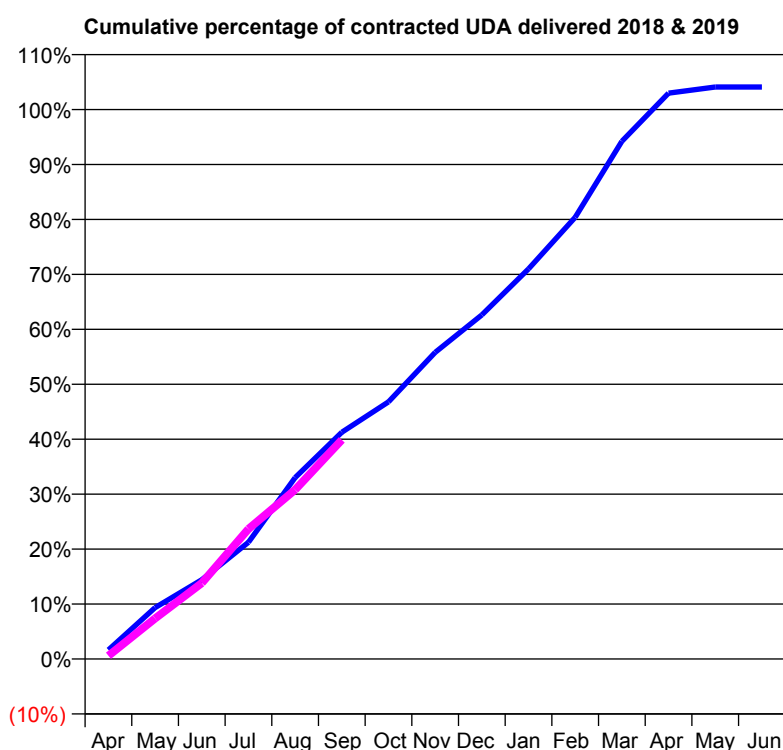
18/19 Contracted general activity (UDA)	3,272
Carry forward general activity (UDA)	0
18/19 Contracted orthodontic activity (UOA)	0
Carry forward orthodontic activity (UOA)	0
Baseline contract value	£73,539.28

### ACCESS\*

Patients seen in 24 months	Total	Change since previous quarter
Quarter ending September 2017	1,828	
Quarter ending December 2017	1,814	→
Quarter ending March 2018	1,839	→
Quarter ending June 2018	1,834	→
Quarter ending September 2018	1,839	→
<b>Variance since September 2017</b>	<b>0.6%</b>	<b>→</b>



### ACTIVITY



Adjusted Scheduled Activity (UDA)		
Month	2018	2019
April	54	19
May	306	242
June	472	452
July	695	775
August	1,081	1,008
September	1,350	1,305
October	1,531	
November	1,826	
December	2,049	
January	2,323	
February	2,630	
March	3,083	
April	3,369	
May	3,406	
June	3,406	

### QUALITY

	Quantity	Base Number	Contract	AT	Region	England
% of FP17s for the same patient ID Re-attending within 3 months - Children	63	737	8.5%	9.3%	11.1%	11.6%
% of FP17s for the same patient ID Re-attending within 3 months - Adults	21	274	7.7%	14.9%	15.3%	15.5%
% of FP17s for the same patient ID Re-attending between 3 & 9 months - Children	412	737	55.9%	59.8%	61.1%	58.8%
% of FP17s for the same patient ID Re-attending between 3 & 9 months - Adults	66	274	24.1%	51.6%	52.3%	51.1%
% of FP17s for Band 1 Urgent Courses	50	834	6.0%	9.4%	9.5%	9.0%
% of FP17s Relating to Free Repair or Replacements	2	834	0.2%	0.5%	0.7%	0.8%
% of FP17s Relating to Continuations	2	834	0.2%	0.8%	0.8%	0.9%
% of Patients satisfied with the dentistry they have received	1	1	N/A	92.5%	93.6%	93.3%
% of Patients satisfied with the time they had to wait for an appointment	1	1	N/A	89.8%	88.8%	88.9%

\* This is based on patients treated on this contract for their most recent course of treatment. Figures in italics indicate the base number of FP17s or Patient Questionnaire responses are less than 100. N/A is shown where the base number of responses is less than 10 during the period. % is calculated as Quantity/Base number\*100

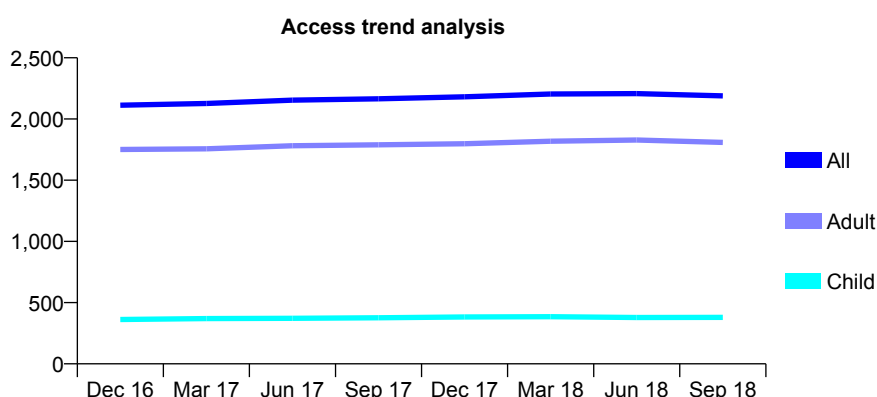
# Q68 - Vital Signs At a Glance Contract Report for 567612/0001 - September 2018

Name or company name	MR AM SINGER
Contract type name	GDS Contract
Purpose of contract	General
Contract start date	01/04/2006
Contract end date	

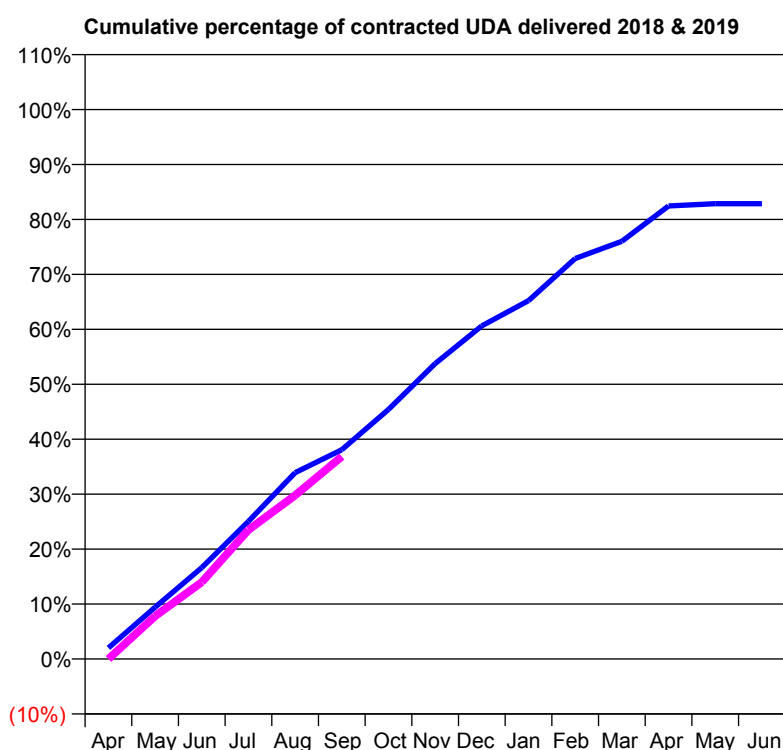
18/19 Contracted general activity (UDA)	7,509
Carry forward general activity (UDA)	0
18/19 Contracted orthodontic activity (UOA)	0
Carry forward orthodontic activity (UOA)	0
Baseline contract value	£171,749.03

## ACCESS\*

Patients seen in 24 months	Total	Change since previous quarter
Quarter ending September 2017	2,165	
Quarter ending December 2017	2,181	→
Quarter ending March 2018	2,204	→
Quarter ending June 2018	2,207	→
Quarter ending September 2018	2,189	→
<b>Variance since September 2017</b>	<b>1.1%</b>	<b>→</b>



## ACTIVITY



Adjusted Scheduled Activity (UDA)		
Month	2018	2019
April	152	0
May	708	586
June	1,249	1,051
July	1,881	1,766
August	2,546	2,237
September	2,859	2,767
October	3,410	
November	4,038	
December	4,552	
January	4,897	
February	5,472	
March	5,708	
April	6,192	
May	6,223	
June	6,223	

## QUALITY

	Quantity	Base Number	Contract	AT	Region	England
% of FP17s for the same patient ID Re-attending within 3 months - Children	9	207	4.3%	9.3%	11.1%	11.6%
% of FP17s for the same patient ID Re-attending within 3 months - Adults	201	1,390	14.5%	14.9%	15.3%	15.5%
% of FP17s for the same patient ID Re-attending between 3 & 9 months - Children	64	207	30.9%	59.8%	61.1%	58.8%
% of FP17s for the same patient ID Re-attending between 3 & 9 months - Adults	544	1,390	39.1%	51.6%	52.3%	51.1%
% of FP17s for Band 1 Urgent Courses	135	1,349	10.0%	9.4%	9.5%	9.0%
% of FP17s Relating to Free Repair or Replacements	10	1,349	0.7%	0.5%	0.7%	0.8%
% of FP17s Relating to Continuations	38	1,349	2.8%	0.8%	0.8%	0.9%
% of Patients satisfied with the dentistry they have received	3	3	N/A	92.5%	93.6%	93.3%
% of Patients satisfied with the time they had to wait for an appointment	3	3	N/A	89.8%	88.8%	88.9%

\* This is based on patients treated on this contract for their most recent course of treatment. Figures in italics indicate the base number of FP17s or Patient Questionnaire responses are less than 100. N/A is shown where the base number of responses is less than 10 during the period. % is calculated as Quantity/Base number\*100

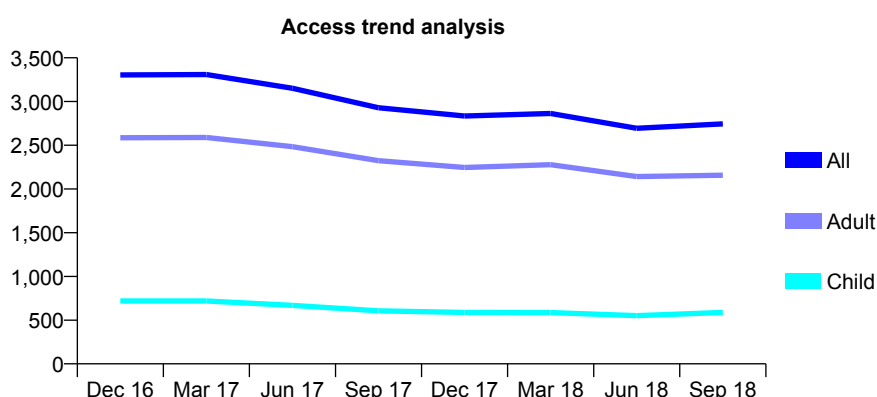
# Q68 - Vital Signs At a Glance Contract Report for 568171/0001 - September 2018

Name or company name	MR PJ IVE
Contract type name	GDS Contract
Purpose of contract	General
Contract start date	01/04/2006
Contract end date	

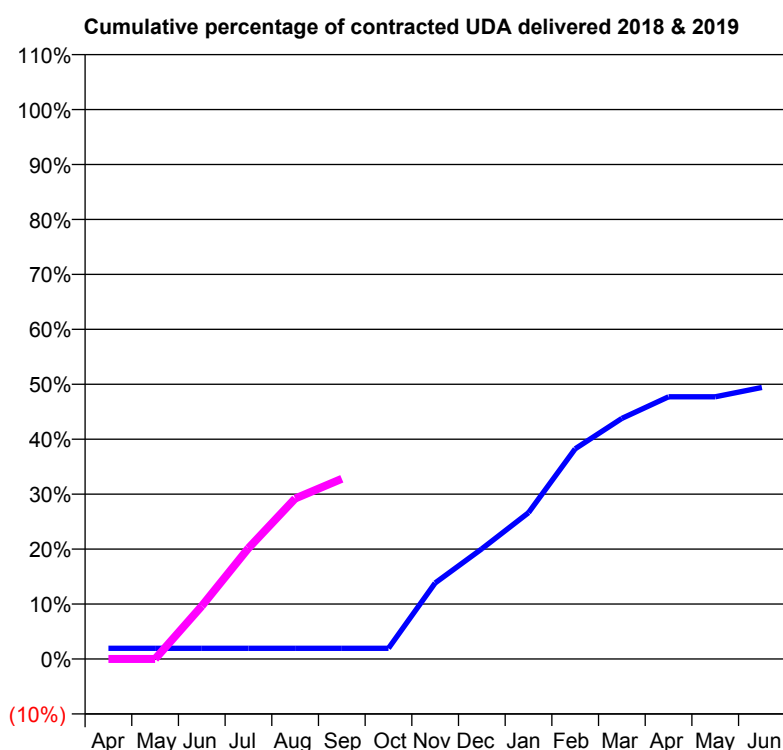
18/19 Contracted general activity (UDA)	9,000
Carry forward general activity (UDA)	0
18/19 Contracted orthodontic activity (UOA)	0
Carry forward orthodontic activity (UOA)	0
Baseline contract value	£202,311.45

## ACCESS\*

Patients seen in 24 months	Total	Change since previous quarter
Quarter ending September 2017	2,929	
Quarter ending December 2017	2,834	↓
Quarter ending March 2018	2,864	→
Quarter ending June 2018	2,694	↓
Quarter ending September 2018	2,745	→
<b>Variance since September 2017</b>	<b>(6.3%)</b>	<b>↓</b>



## ACTIVITY



Adjusted Scheduled Activity (UDA)		
Month	2018	2019
April	175	0
May	175	0
June	175	869
July	175	1,816
August	175	2,629
September	175	2,951
October	175	
November	1,245	
December	1,805	
January	2,396	
February	3,444	
March	3,940	
April	4,294	
May	4,294	
June	4,447	

## QUALITY

	Quantity	Base Number	Contract	AT	Region	England
% of FP17s for the same patient ID Re-attending within 3 months - Children	21	358	5.9%	9.3%	11.1%	11.6%
% of FP17s for the same patient ID Re-attending within 3 months - Adults	223	1,332	16.7%	14.9%	15.3%	15.5%
% of FP17s for the same patient ID Re-attending between 3 & 9 months - Children	161	358	45.0%	59.8%	61.1%	58.8%
% of FP17s for the same patient ID Re-attending between 3 & 9 months - Adults	562	1,332	42.2%	51.6%	52.3%	51.1%
% of FP17s for Band 1 Urgent Courses	74	1,430	5.2%	9.4%	9.5%	9.0%
% of FP17s Relating to Free Repair or Replacements	9	1,430	0.6%	0.5%	0.7%	0.8%
% of FP17s Relating to Continuations	24	1,430	1.7%	0.8%	0.8%	0.9%
% of Patients satisfied with the dentistry they have received	6	8	N/A	92.5%	93.6%	93.3%
% of Patients satisfied with the time they had to wait for an appointment	6	8	N/A	89.8%	88.8%	88.9%

\* This is based on patients treated on this contract for their most recent course of treatment. Figures in italics indicate the base number of FP17s or Patient Questionnaire responses are less than 100. N/A is shown where the base number of responses is less than 10 during the period. % is calculated as Quantity/Base number\*100



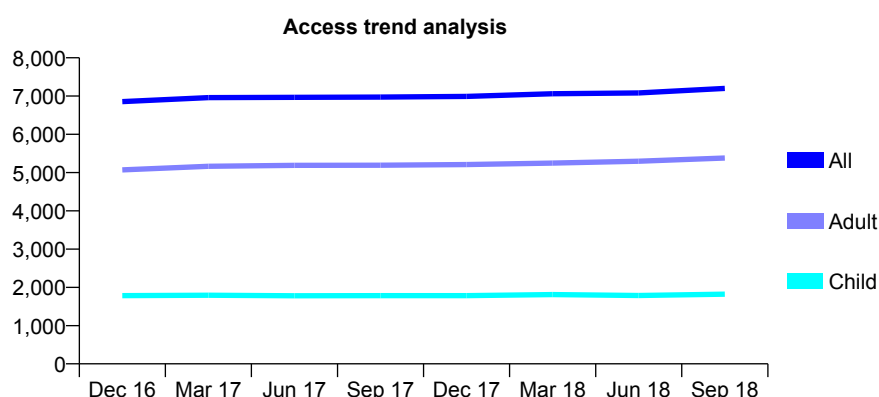
# Q68 - Vital Signs At a Glance Contract Report for 570052/0001 - September 2018

Name or company name	MR AN MOORE
Contract type name	GDS Contract
Purpose of contract	General
Contract start date	01/04/2006
Contract end date	

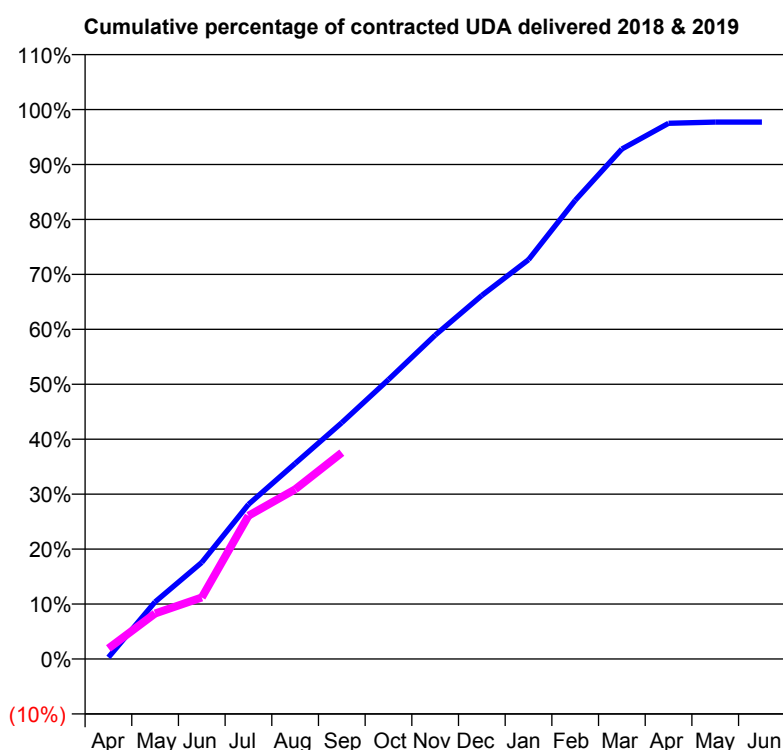
18/19 Contracted general activity (UDA)	15,877
Carry forward general activity (UDA)	363
18/19 Contracted orthodontic activity (UOA)	0
Carry forward orthodontic activity (UOA)	0
Baseline contract value	£450,025.60

## ACCESS\*

Patients seen in 24 months	Total	Change since previous quarter
Quarter ending September 2017	6,975	
Quarter ending December 2017	6,991	→
Quarter ending March 2018	7,059	→
Quarter ending June 2018	7,082	→
Quarter ending September 2018	7,201	→
<b>Variance since September 2017</b>	<b>3.2%</b>	<b>↑</b>



## ACTIVITY



Adjusted Scheduled Activity (UDA)		
Month	2018	2019
April	47	305
May	1,651	1,315
June	2,790	1,780
July	4,468	4,138
August	5,652	4,901
September	6,829	5,962
October	8,072	
November	9,355	
December	10,506	
January	11,539	
February	13,253	
March	14,735	
April	15,480	
May	15,514	
June	15,514	

## QUALITY

	Quantity	Base Number	Contract	AT	Region	England
% of FP17s for the same patient ID Re-attending within 3 months - Children	56	1,036	5.4%	9.3%	11.1%	11.6%
% of FP17s for the same patient ID Re-attending within 3 months - Adults	391	2,762	14.2%	14.9%	15.3%	15.5%
% of FP17s for the same patient ID Re-attending between 3 & 9 months - Children	498	1,036	48.1%	59.8%	61.1%	58.8%
% of FP17s for the same patient ID Re-attending between 3 & 9 months - Adults	948	2,762	34.3%	51.6%	52.3%	51.1%
% of FP17s for Band 1 Urgent Courses	446	3,459	12.9%	9.4%	9.5%	9.0%
% of FP17s Relating to Free Repair or Replacements	15	3,459	0.4%	0.5%	0.7%	0.8%
% of FP17s Relating to Continuations	7	3,459	0.2%	0.8%	0.8%	0.9%
% of Patients satisfied with the dentistry they have received	0	0	N/A	92.5%	93.6%	93.3%
% of Patients satisfied with the time they had to wait for an appointment	0	0	N/A	89.8%	88.8%	88.9%

\* This is based on patients treated on this contract for their most recent course of treatment. Figures in italics indicate the base number of FP17s or Patient Questionnaire responses are less than 100. N/A is shown where the base number of responses is less than 10 during the period. % is calculated as Quantity/Base number\*100

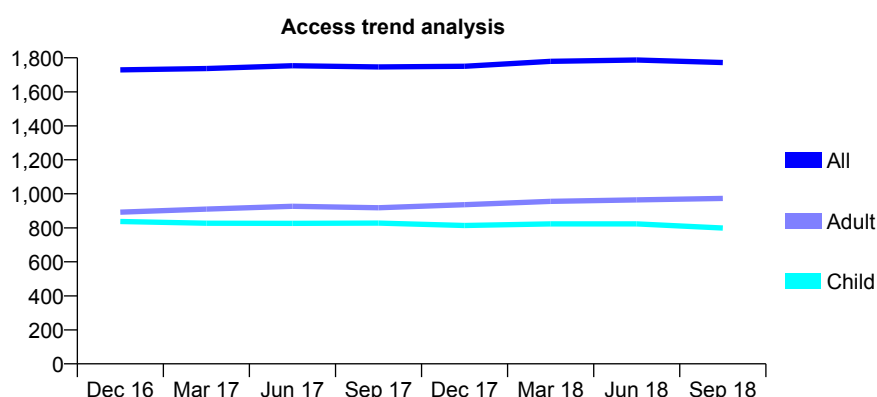
# Q68 - Vital Signs At a Glance Contract Report for 572721/0001 - September 2018

Name or company name	MR IP MCLEAN
Contract type name	GDS Contract
Purpose of contract	General
Contract start date	01/04/2006
Contract end date	

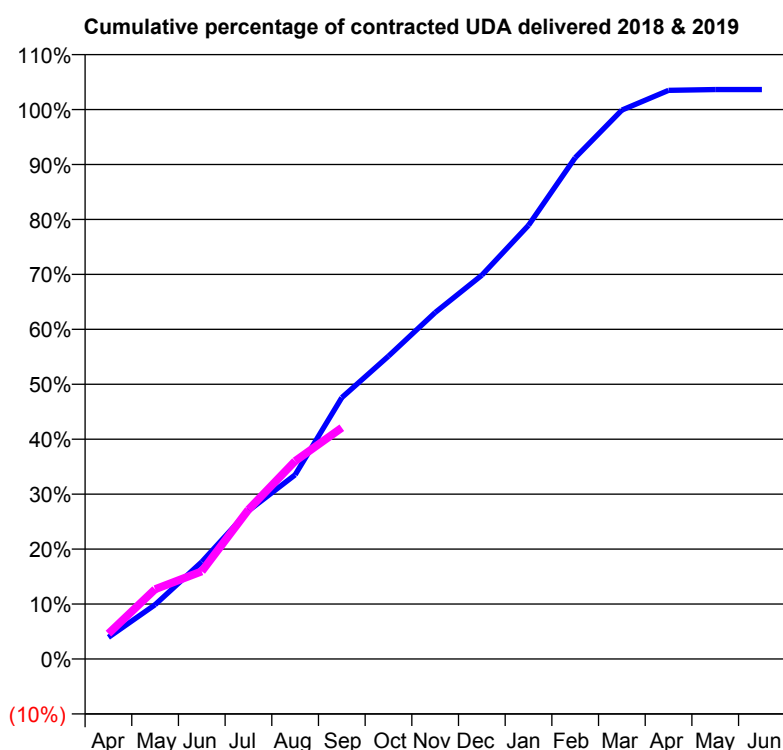
18/19 Contracted general activity (UDA)	4,463
Carry forward general activity (UDA)	0
18/19 Contracted orthodontic activity (UOA)	0
Carry forward orthodontic activity (UOA)	0
Baseline contract value	£109,189.59

## ACCESS\*

Patients seen in 24 months	Total	Change since previous quarter
Quarter ending September 2017	1,746	
Quarter ending December 2017	1,750	→
Quarter ending March 2018	1,779	→
Quarter ending June 2018	1,787	→
Quarter ending September 2018	1,772	→
<b>Variance since September 2017</b>	<b>1.5%</b>	<b>→</b>



## ACTIVITY



Adjusted Scheduled Activity (UDA)		
Month	2018	2019
April	176	207
May	441	567
June	789	712
July	1,204	1,214
August	1,496	1,608
September	2,124	1,879
October	2,461	
November	2,815	
December	3,117	
January	3,523	
February	4,071	
March	4,459	
April	4,619	
May	4,625	
June	4,625	

## QUALITY

	Quantity	Base Number	Contract	AT	Region	England
% of FP17s for the same patient ID Re-attending within 3 months - Children	43	701	6.1%	9.3%	11.1%	11.6%
% of FP17s for the same patient ID Re-attending within 3 months - Adults	55	622	8.8%	14.9%	15.3%	15.5%
% of FP17s for the same patient ID Re-attending between 3 & 9 months - Children	495	701	70.6%	59.8%	61.1%	58.8%
% of FP17s for the same patient ID Re-attending between 3 & 9 months - Adults	432	622	69.5%	51.6%	52.3%	51.1%
% of FP17s for Band 1 Urgent Courses	43	1,247	3.4%	9.4%	9.5%	9.0%
% of FP17s Relating to Free Repair or Replacements	0	1,247	0.0%	0.5%	0.7%	0.8%
% of FP17s Relating to Continuations	2	1,247	0.2%	0.8%	0.8%	0.9%
% of Patients satisfied with the dentistry they have received	0	0	N/A	92.5%	93.6%	93.3%
% of Patients satisfied with the time they had to wait for an appointment	0	0	N/A	89.8%	88.8%	88.9%

\* This is based on patients treated on this contract for their most recent course of treatment. Figures in italics indicate the base number of FP17s or Patient Questionnaire responses are less than 100. N/A is shown where the base number of responses is less than 10 during the period. % is calculated as Quantity/Base number\*100

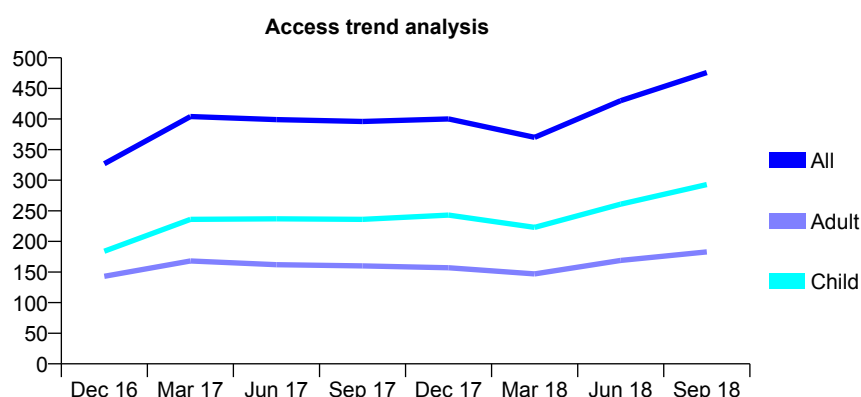
# Q68 - Vital Signs At a Glance Contract Report for 576735/0001 - September 2018

Name or company name	MS S SADR
Contract type name	GDS Contract
Purpose of contract	General
Contract start date	01/04/2006
Contract end date	

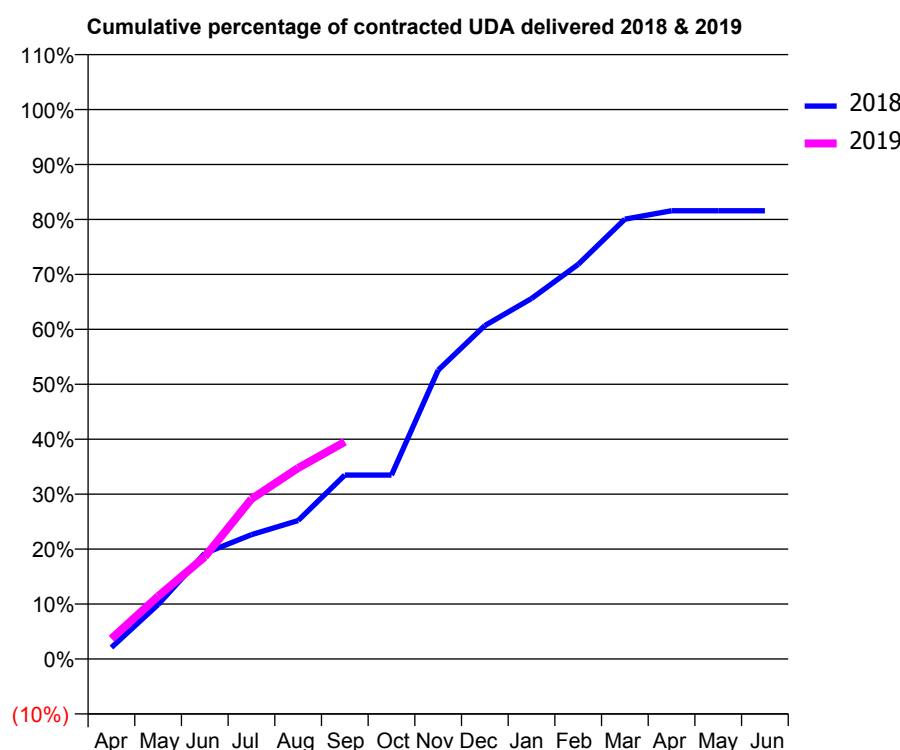
18/19 Contracted general activity (UDA)	1,360
Carry forward general activity (UDA)	0
18/19 Contracted orthodontic activity (UOA)	0
Carry forward orthodontic activity (UOA)	0
Baseline contract value	£29,802.93

## ACCESS\*

Patients seen in 24 months	Total	Change since previous quarter
Quarter ending September 2017	396	
Quarter ending December 2017	400	→
Quarter ending March 2018	370	↓
Quarter ending June 2018	430	↑
Quarter ending September 2018	476	↑
<b>Variance since September 2017</b>	<b>20.2%</b>	<b>↑</b>



## ACTIVITY



Adjusted Scheduled Activity (UDA)		
Month	2018	2019
April	18	50
May	85	155
June	165	253
July	195	396
August	217	473
September	288	537
October	288	
November	452	
December	522	
January	564	
February	618	
March	688	
April	702	
May	702	
June	702	

## QUALITY

	Quantity	Base Number	Contract	AT	Region	England
% of FP17s for the same patient ID Re-attending within 3 months - Children	9	168	5.4%	9.3%	11.1%	11.6%
% of FP17s for the same patient ID Re-attending within 3 months - Adults	16	121	13.2%	14.9%	15.3%	15.5%
% of FP17s for the same patient ID Re-attending between 3 & 9 months - Children	39	168	23.2%	59.8%	61.1%	58.8%
% of FP17s for the same patient ID Re-attending between 3 & 9 months - Adults	37	121	30.6%	51.6%	52.3%	51.1%
% of FP17s for Band 1 Urgent Courses	32	279	11.5%	9.4%	9.5%	9.0%
% of FP17s Relating to Free Repair or Replacements	0	279	0.0%	0.5%	0.7%	0.8%
% of FP17s Relating to Continuations	1	279	0.4%	0.8%	0.8%	0.9%
% of Patients satisfied with the dentistry they have received	0	0	N/A	92.5%	93.6%	93.3%
% of Patients satisfied with the time they had to wait for an appointment	0	0	N/A	89.8%	88.8%	88.9%

\* This is based on patients treated on this contract for their most recent course of treatment. Figures in italics indicate the base number of FP17s or Patient Questionnaire responses are less than 100. N/A is shown where the base number of responses is less than 10 during the period. % is calculated as Quantity/Base number\*100

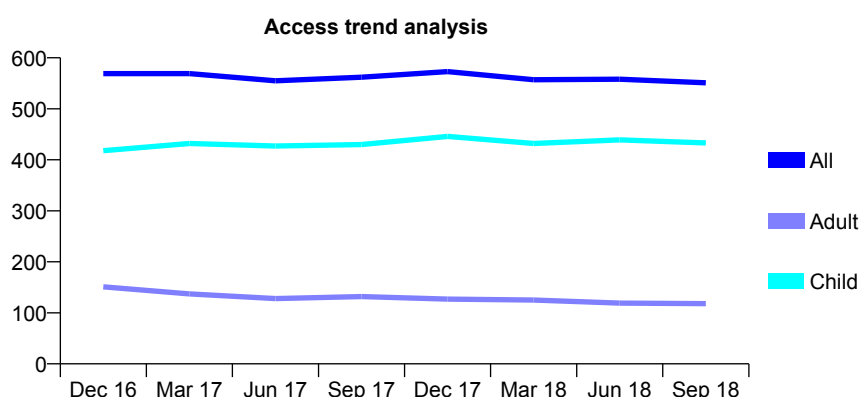
# Q68 - Vital Signs At a Glance Contract Report for 578150/0001 - September 2018

Name or company name	MR AJ WHITEHEAD
Contract type name	GDS Contract
Purpose of contract	General
Contract start date	01/04/2006
Contract end date	

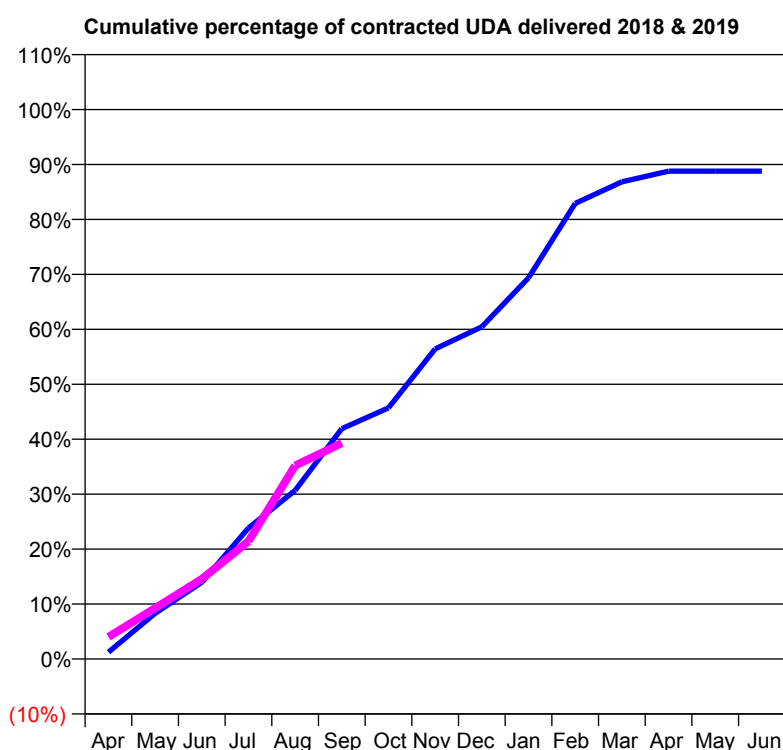
18/19 Contracted general activity (UDA)	1,450
Carry forward general activity (UDA)	0
18/19 Contracted orthodontic activity (UOA)	0
Carry forward orthodontic activity (UOA)	0
Baseline contract value	£36,007.83

## ACCESS\*

Patients seen in 24 months	Total	Change since previous quarter
Quarter ending September 2017	562	
Quarter ending December 2017	573	→
Quarter ending March 2018	557	↓
Quarter ending June 2018	558	→
Quarter ending September 2018	551	↓
<b>Variance since September 2017</b>	<b>(2.0%)</b>	<b>↓</b>



## ACTIVITY



Adjusted Scheduled Activity (UDA)		
Month	2018	2019
April	18	58
May	120	134
June	203	211
July	346	310
August	445	510
September	608	570
October	663	
November	818	
December	877	
January	1,006	
February	1,202	
March	1,259	
April	1,287	
May	1,287	
June	1,287	

## QUALITY

	Quantity	Base Number	Contract	AT	Region	England
% of FP17s for the same patient ID Re-attending within 3 months - Children	12	321	3.7%	9.3%	11.1%	11.6%
% of FP17s for the same patient ID Re-attending within 3 months - Adults	3	43	7.0%	14.9%	15.3%	15.5%
% of FP17s for the same patient ID Re-attending between 3 & 9 months - Children	191	321	59.5%	59.8%	61.1%	58.8%
% of FP17s for the same patient ID Re-attending between 3 & 9 months - Adults	24	43	55.8%	51.6%	52.3%	51.1%
% of FP17s for Band 1 Urgent Courses	4	346	1.2%	9.4%	9.5%	9.0%
% of FP17s Relating to Free Repair or Replacements	0	346	0.0%	0.5%	0.7%	0.8%
% of FP17s Relating to Continuations	0	346	0.0%	0.8%	0.8%	0.9%
% of Patients satisfied with the dentistry they have received	0	0	N/A	92.5%	93.6%	93.3%
% of Patients satisfied with the time they had to wait for an appointment	0	0	N/A	89.8%	88.8%	88.9%

\* This is based on patients treated on this contract for their most recent course of treatment. Figures in italics indicate the base number of FP17s or Patient Questionnaire responses are less than 100. N/A is shown where the base number of responses is less than 10 during the period. % is calculated as Quantity/Base number\*100

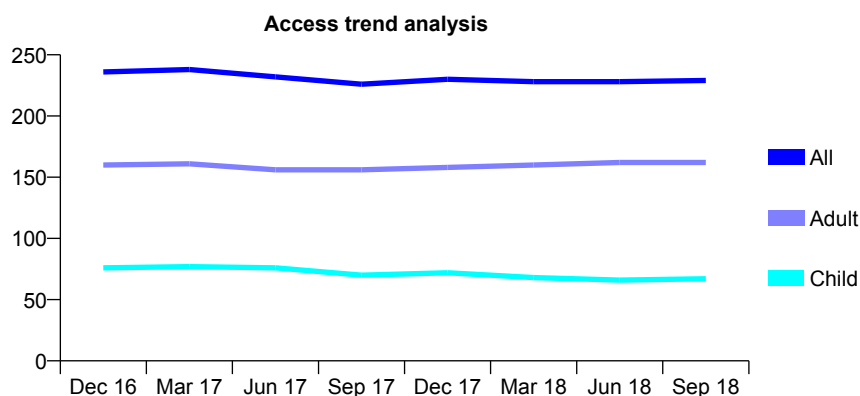
## Q68 - Vital Signs At a Glance Contract Report for 608696/0001 - September 2018

Name or company name	MR D HAJEK
Contract type name	GDS Contract
Purpose of contract	General
Contract start date	01/04/2012
Contract end date	

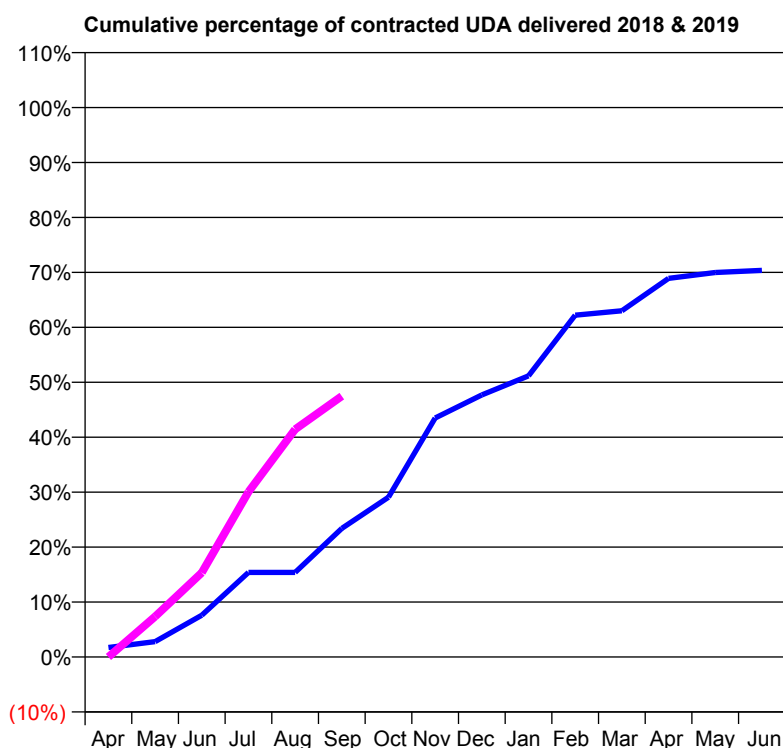
18/19 Contracted general activity (UDA)	750
Carry forward general activity (UDA)	0
18/19 Contracted orthodontic activity (UOA)	0
Carry forward orthodontic activity (UOA)	0
Baseline contract value	£16,158.17

### ACCESS\*

Patients seen in 24 months	Total	Change since previous quarter
Quarter ending September 2017	226	
Quarter ending December 2017	230	→
Quarter ending March 2018	228	→
Quarter ending June 2018	228	→
Quarter ending September 2018	229	→
<b>Variance since September 2017</b>	<b>1.3%</b>	<b>→</b>



### ACTIVITY



Adjusted Scheduled Activity (UDA)		
Month	2018	2019
April	13	0
May	21	55
June	57	115
July	115	225
August	115	311
September	176	356
October	218	
November	326	
December	358	
January	384	
February	467	
March	473	
April	517	
May	525	
June	528	

### QUALITY

	Quantity	Base Number	Contract	AT	Region	England
% of FP17s for the same patient ID Re-attending within 3 months - Children	1	53	1.9%	9.3%	11.1%	11.6%
% of FP17s for the same patient ID Re-attending within 3 months - Adults	9	119	7.6%	14.9%	15.3%	15.5%
% of FP17s for the same patient ID Re-attending between 3 & 9 months - Children	28	53	52.8%	59.8%	61.1%	58.8%
% of FP17s for the same patient ID Re-attending between 3 & 9 months - Adults	58	119	48.7%	51.6%	52.3%	51.1%
% of FP17s for Band 1 Urgent Courses	5	143	3.5%	9.4%	9.5%	9.0%
% of FP17s Relating to Free Repair or Replacements	0	143	0.0%	0.5%	0.7%	0.8%
% of FP17s Relating to Continuations	0	143	0.0%	0.8%	0.8%	0.9%
% of Patients satisfied with the dentistry they have received	0	0	N/A	92.5%	93.6%	93.3%
% of Patients satisfied with the time they had to wait for an appointment	0	0	N/A	89.8%	88.8%	88.9%

\* This is based on patients treated on this contract for their most recent course of treatment. Figures in italics indicate the base number of FP17s or Patient Questionnaire responses are less than 100. N/A is shown where the base number of responses is less than 10 during the period. % is calculated as Quantity/Base number\*100

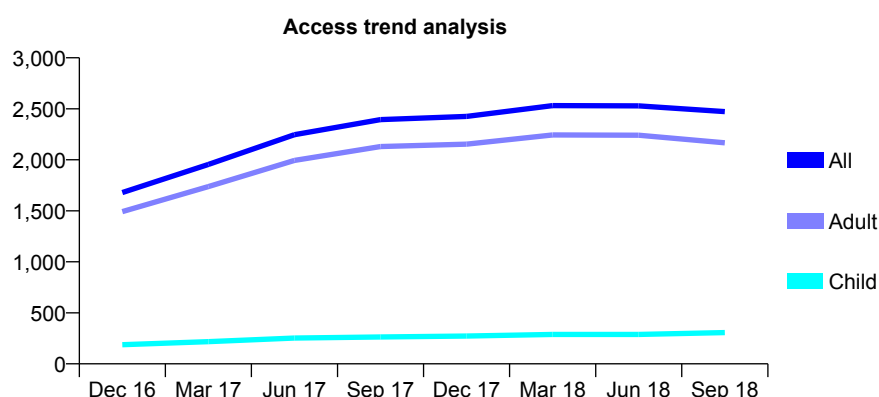
# Q68 - Vital Signs At a Glance Contract Report for 610216/0001 - September 2018

Name or company name	MR R HASSANI
Contract type name	GDS Contract
Purpose of contract	General
Contract start date	01/10/2015
Contract end date	

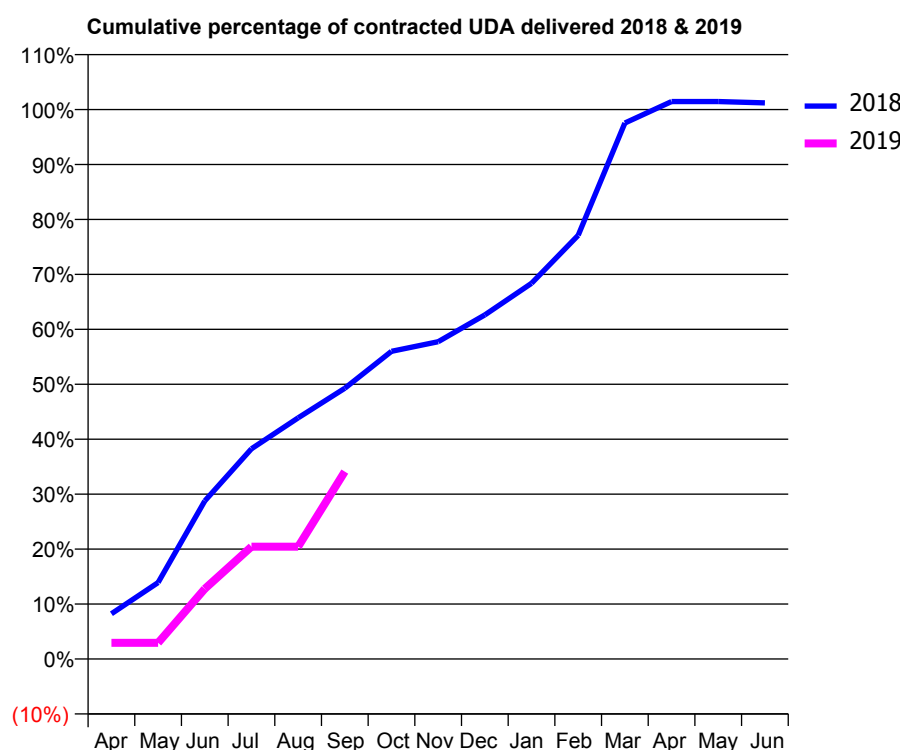
18/19 Contracted general activity (UDA)	5,148
Carry forward general activity (UDA)	0
18/19 Contracted orthodontic activity (UOA)	0
Carry forward orthodontic activity (UOA)	0
Baseline contract value	£107,733.80

## ACCESS\*

Patients seen in 24 months	Total	Change since previous quarter
Quarter ending September 2017	2,394	
Quarter ending December 2017	2,426	→
Quarter ending March 2018	2,532	↑
Quarter ending June 2018	2,529	→
Quarter ending September 2018	2,473	↓
<b>Variance since September 2017</b>	<b>3.3%</b>	<b>↑</b>



## ACTIVITY



Adjusted Scheduled Activity (UDA)		
Month	2018	2019
April	424	152
May	717	152
June	1,481	658
July	1,969	1,053
August	2,259	1,053
September	2,537	1,756
October	2,883	
November	2,973	
December	3,224	
January	3,520	
February	3,970	
March	5,021	
April	5,223	
May	5,223	
June	5,211	

## QUALITY

	Quantity	Base Number	Contract	AT	Region	England
% of FP17s for the same patient ID Re-attending within 3 months - Children	3	180	1.7%	9.3%	11.1%	11.6%
% of FP17s for the same patient ID Re-attending within 3 months - Adults	28	667	4.2%	14.9%	15.3%	15.5%
% of FP17s for the same patient ID Re-attending between 3 & 9 months - Children	100	180	55.6%	59.8%	61.1%	58.8%
% of FP17s for the same patient ID Re-attending between 3 & 9 months - Adults	214	667	32.1%	51.6%	52.3%	51.1%
% of FP17s for Band 1 Urgent Courses	21	781	2.7%	9.4%	9.5%	9.0%
% of FP17s Relating to Free Repair or Replacements	7	781	0.9%	0.5%	0.7%	0.8%
% of FP17s Relating to Continuations	0	781	0.0%	0.8%	0.8%	0.9%
% of Patients satisfied with the dentistry they have received	1	1	N/A	92.5%	93.6%	93.3%
% of Patients satisfied with the time they had to wait for an appointment	1	1	N/A	89.8%	88.8%	88.9%

\* This is based on patients treated on this contract for their most recent course of treatment. Figures in italics indicate the base number of FP17s or Patient Questionnaire responses are less than 100. N/A is shown where the base number of responses is less than 10 during the period. % is calculated as Quantity/Base number\*100

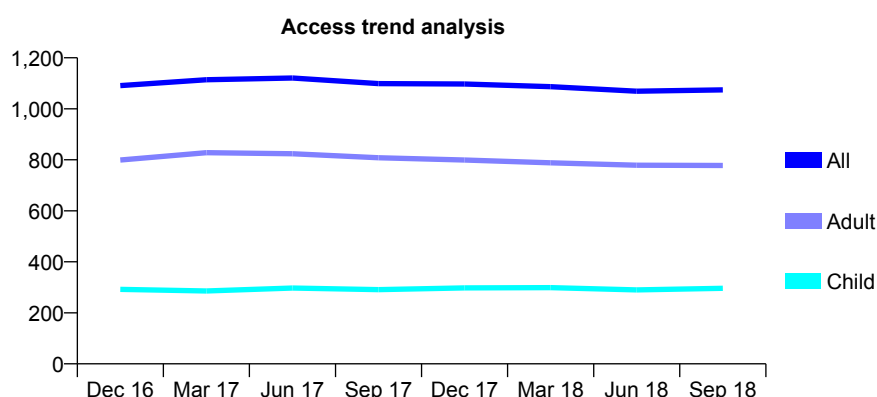
# Q68 - Vital Signs At a Glance Contract Report for 616621/0001 - September 2018

Name or company name	MR A ARVANDI ROODSARI
Contract type name	GDS Contract
Purpose of contract	General
Contract start date	01/10/2011
Contract end date	

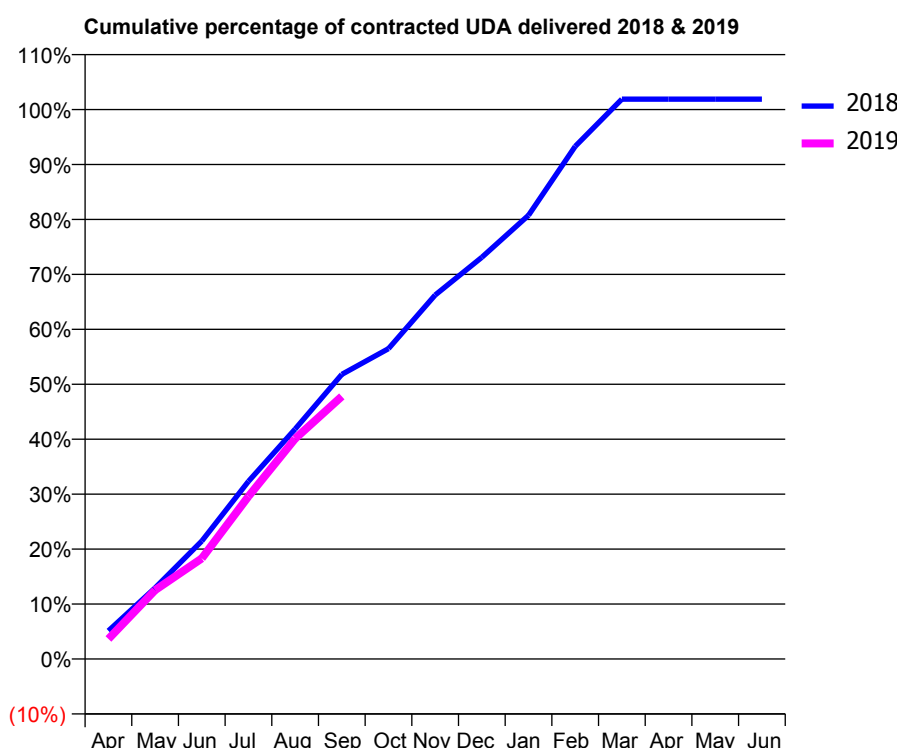
18/19 Contracted general activity (UDA)	2,737
Carry forward general activity (UDA)	0
18/19 Contracted orthodontic activity (UOA)	0
Carry forward orthodontic activity (UOA)	0
Baseline contract value	£78,733.32

## ACCESS\*

Patients seen in 24 months	Total	Change since previous quarter
Quarter ending September 2017	1,099	
Quarter ending December 2017	1,097	→
Quarter ending March 2018	1,087	→
Quarter ending June 2018	1,069	↓
Quarter ending September 2018	1,074	→
<b>Variance since September 2017</b>	<b>(2.3%)</b>	<b>↓</b>



## ACTIVITY



Adjusted Scheduled Activity (UDA)		
Month	2018	2019
April	140	100
May	355	343
June	588	501
July	885	810
August	1,145	1,098
September	1,418	1,308
October	1,546	
November	1,813	
December	2,001	
January	2,210	
February	2,553	
March	2,788	
April	2,788	
May	2,788	
June	2,788	

## QUALITY

	Quantity	Base Number	Contract	AT	Region	England
% of FP17s for the same patient ID Re-attending within 3 months - Children	10	277	3.6%	9.3%	11.1%	11.6%
% of FP17s for the same patient ID Re-attending within 3 months - Adults	33	572	5.8%	14.9%	15.3%	15.5%
% of FP17s for the same patient ID Re-attending between 3 & 9 months - Children	226	277	81.6%	59.8%	61.1%	58.8%
% of FP17s for the same patient ID Re-attending between 3 & 9 months - Adults	344	572	60.1%	51.6%	52.3%	51.1%
% of FP17s for Band 1 Urgent Courses	34	849	4.0%	9.4%	9.5%	9.0%
% of FP17s Relating to Free Repair or Replacements	1	849	0.1%	0.5%	0.7%	0.8%
% of FP17s Relating to Continuations	2	849	0.2%	0.8%	0.8%	0.9%
% of Patients satisfied with the dentistry they have received	2	2	N/A	92.5%	93.6%	93.3%
% of Patients satisfied with the time they had to wait for an appointment	2	2	N/A	89.8%	88.8%	88.9%

\* This is based on patients treated on this contract for their most recent course of treatment. Figures in italics indicate the base number of FP17s or Patient Questionnaire responses are less than 100. N/A is shown where the base number of responses is less than 10 during the period. % is calculated as Quantity/Base number\*100



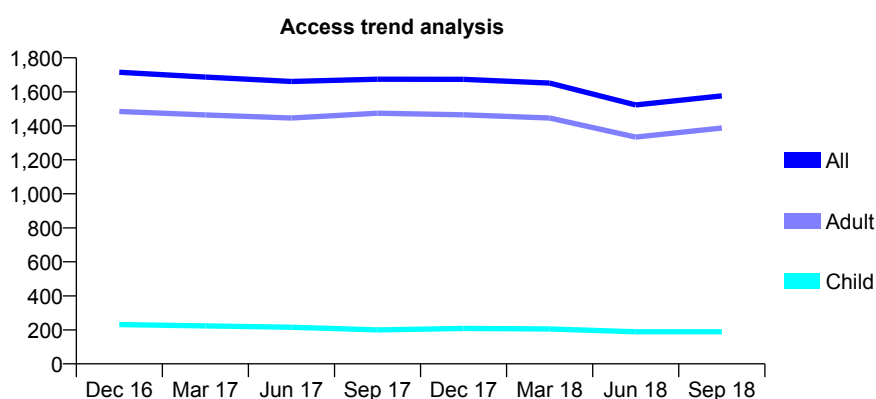
## Q68 - Vital Signs At a Glance Contract Report for 622966/0003 - September 2018

Name or company name	Dental Surgery Partnership
Contract type name	GDS Contract
Purpose of contract	General
Contract start date	05/03/2012
Contract end date	

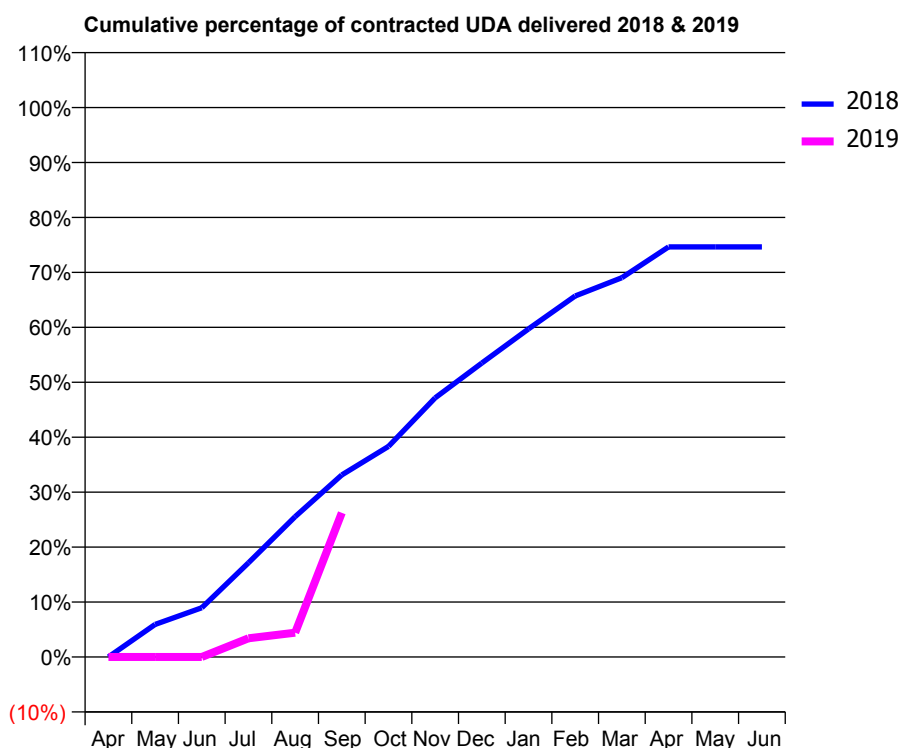
18/19 Contracted general activity (UDA)	5,766
Carry forward general activity (UDA)	0
18/19 Contracted orthodontic activity (UOA)	0
Carry forward orthodontic activity (UOA)	0
Baseline contract value	£147,316.01

### ACCESS\*

Patients seen in 24 months	Total	Change since previous quarter
Quarter ending September 2017	1,674	
Quarter ending December 2017	1,673	→
Quarter ending March 2018	1,651	↓
Quarter ending June 2018	1,523	↓
Quarter ending September 2018	1,576	↑
<b>Variance since September 2017</b>	<b>(5.9%)</b>	<b>↓</b>



### ACTIVITY



Adjusted Scheduled Activity (UDA)		
Month	2018	2019
April	0	0
May	343	0
June	517	0
July	988	196
August	1,473	255
September	1,910	1,513
October	2,211	
November	2,719	
December	3,084	
January	3,443	
February	3,788	
March	3,981	
April	4,304	
May	4,304	
June	4,304	

### QUALITY

	Quantity	Base Number	Contract	AT	Region	England
% of FP17s for the same patient ID Re-attending within 3 months - Children	2	98	2.0%	9.3%	11.1%	11.6%
% of FP17s for the same patient ID Re-attending within 3 months - Adults	58	752	7.7%	14.9%	15.3%	15.5%
% of FP17s for the same patient ID Re-attending between 3 & 9 months - Children	26	98	26.5%	59.8%	61.1%	58.8%
% of FP17s for the same patient ID Re-attending between 3 & 9 months - Adults	308	752	41.0%	51.6%	52.3%	51.1%
% of FP17s for Band 1 Urgent Courses	56	649	8.6%	9.4%	9.5%	9.0%
% of FP17s Relating to Free Repair or Replacements	0	649	0.0%	0.5%	0.7%	0.8%
% of FP17s Relating to Continuations	0	649	0.0%	0.8%	0.8%	0.9%
% of Patients satisfied with the dentistry they have received	3	3	N/A	92.5%	93.6%	93.3%
% of Patients satisfied with the time they had to wait for an appointment	2	3	N/A	89.8%	88.8%	88.9%

\* This is based on patients treated on this contract for their most recent course of treatment. Figures in italics indicate the base number of FP17s or Patient Questionnaire responses are less than 100. N/A is shown where the base number of responses is less than 10 during the period. % is calculated as Quantity/Base number\*100

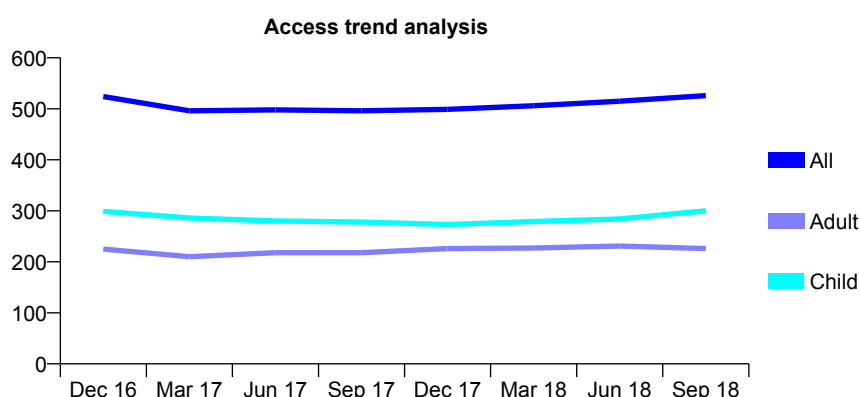
# Q68 - Vital Signs At a Glance Contract Report for 629804/0001 - September 2018

Name or company name	MR MS WRIGHT
Contract type name	GDS Contract
Purpose of contract	General
Contract start date	01/04/2006
Contract end date	

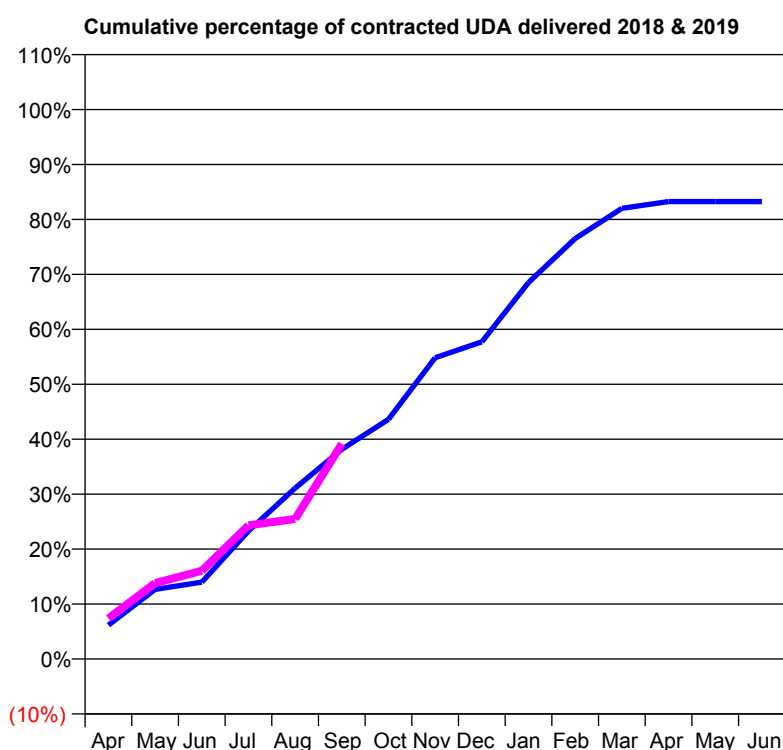
18/19 Contracted general activity (UDA)	1,300
Carry forward general activity (UDA)	0
18/19 Contracted orthodontic activity (UOA)	0
Carry forward orthodontic activity (UOA)	0
Baseline contract value	£33,231.13

## ACCESS\*

Patients seen in 24 months	Total	Change since previous quarter
Quarter ending September 2017	496	
Quarter ending December 2017	499	→
Quarter ending March 2018	506	→
Quarter ending June 2018	515	→
Quarter ending September 2018	526	↑
<b>Variance since September 2017</b>	<b>6.0%</b>	<b>↑</b>



## ACTIVITY



Adjusted Scheduled Activity (UDA)		
Month	2018	2019
April	80	96
May	165	180
June	182	209
July	303	316
August	404	331
September	496	509
October	567	
November	713	
December	750	
January	891	
February	995	
March	1,066	
April	1,082	
May	1,082	
June	1,082	

## QUALITY

	Quantity	Base Number	Contract	AT	Region	England
% of FP17s for the same patient ID Re-attending within 3 months - Children	14	261	5.4%	9.3%	11.1%	11.6%
% of FP17s for the same patient ID Re-attending within 3 months - Adults	14	115	12.2%	14.9%	15.3%	15.5%
% of FP17s for the same patient ID Re-attending between 3 & 9 months - Children	185	261	70.9%	59.8%	61.1%	58.8%
% of FP17s for the same patient ID Re-attending between 3 & 9 months - Adults	57	115	49.6%	51.6%	52.3%	51.1%
% of FP17s for Band 1 Urgent Courses	12	362	3.3%	9.4%	9.5%	9.0%
% of FP17s Relating to Free Repair or Replacements	6	362	1.7%	0.5%	0.7%	0.8%
% of FP17s Relating to Continuations	0	362	0.0%	0.8%	0.8%	0.9%
% of Patients satisfied with the dentistry they have received	0	0	N/A	92.5%	93.6%	93.3%
% of Patients satisfied with the time they had to wait for an appointment	0	0	N/A	89.8%	88.8%	88.9%

\* This is based on patients treated on this contract for their most recent course of treatment. Figures in italics indicate the base number of FP17s or Patient Questionnaire responses are less than 100. N/A is shown where the base number of responses is less than 10 during the period. % is calculated as Quantity/Base number\*100

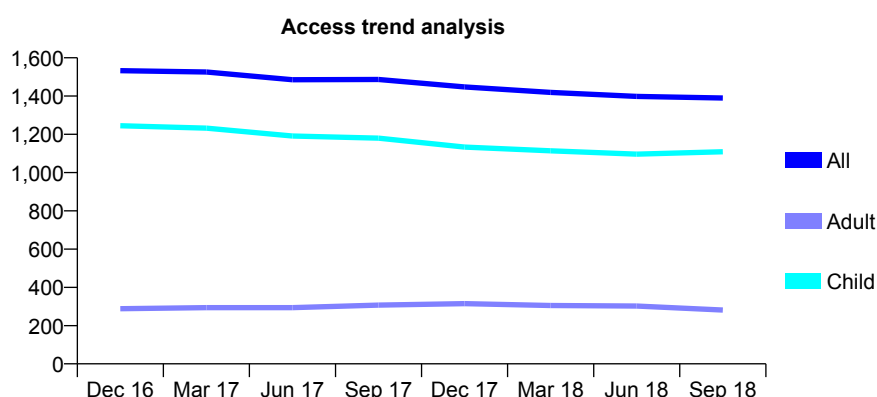
# Q68 - Vital Signs At a Glance Contract Report for 630624/0001 - September 2018

Name or company name	MR RP MILNE
Contract type name	GDS Contract
Purpose of contract	General
Contract start date	01/04/2006
Contract end date	

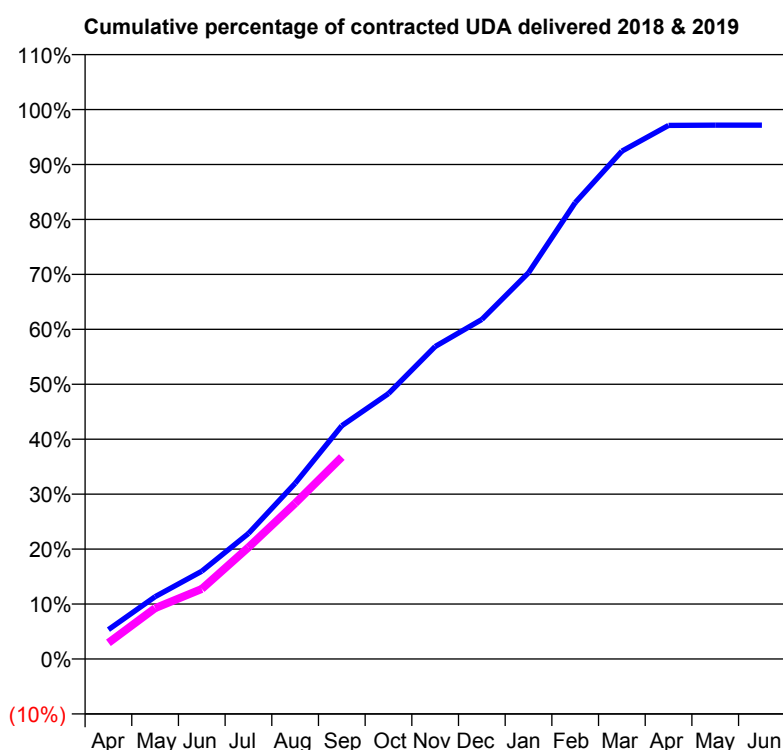
18/19 Contracted general activity (UDA)	2,700
Carry forward general activity (UDA)	77
18/19 Contracted orthodontic activity (UOA)	0
Carry forward orthodontic activity (UOA)	0
Baseline contract value	£67,795.86

## ACCESS\*

Patients seen in 24 months	Total	Change since previous quarter
Quarter ending September 2017	1,487	
Quarter ending December 2017	1,448	↓
Quarter ending March 2018	1,419	↓
Quarter ending June 2018	1,398	↓
Quarter ending September 2018	1,390	→
<b>Variance since September 2017</b>	<b>(6.5%)</b>	<b>↓</b>



## ACTIVITY



Adjusted Scheduled Activity (UDA)		
Month	2018	2019
April	144	79
May	306	250
June	431	345
July	617	549
August	863	765
September	1,146	993
October	1,304	
November	1,536	
December	1,669	
January	1,898	
February	2,242	
March	2,496	
April	2,622	
May	2,623	
June	2,623	

## QUALITY

	Quantity	Base Number	Contract	AT	Region	England
% of FP17s for the same patient ID Re-attending within 3 months - Children	57	859	6.6%	9.3%	11.1%	11.6%
% of FP17s for the same patient ID Re-attending within 3 months - Adults	4	95	4.2%	14.9%	15.3%	15.5%
% of FP17s for the same patient ID Re-attending between 3 & 9 months - Children	530	859	61.7%	59.8%	61.1%	58.8%
% of FP17s for the same patient ID Re-attending between 3 & 9 months - Adults	72	95	75.8%	51.6%	52.3%	51.1%
% of FP17s for Band 1 Urgent Courses	33	865	3.8%	9.4%	9.5%	9.0%
% of FP17s Relating to Free Repair or Replacements	0	865	0.0%	0.5%	0.7%	0.8%
% of FP17s Relating to Continuations	8	865	0.9%	0.8%	0.8%	0.9%
% of Patients satisfied with the dentistry they have received	3	3	N/A	92.5%	93.6%	93.3%
% of Patients satisfied with the time they had to wait for an appointment	3	3	N/A	89.8%	88.8%	88.9%

\* This is based on patients treated on this contract for their most recent course of treatment. Figures in italics indicate the base number of FP17s or Patient Questionnaire responses are less than 100. N/A is shown where the base number of responses is less than 10 during the period. % is calculated as Quantity/Base number\*100

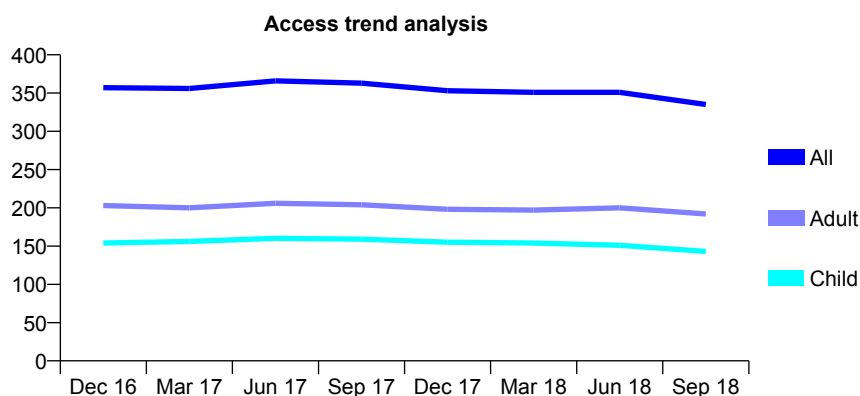
## Q68 - Vital Signs At a Glance Contract Report for 634727/0001 - September 2018

Name or company name	MR RC SCOTT
Contract type name	GDS Contract
Purpose of contract	General
Contract start date	01/04/2006
Contract end date	

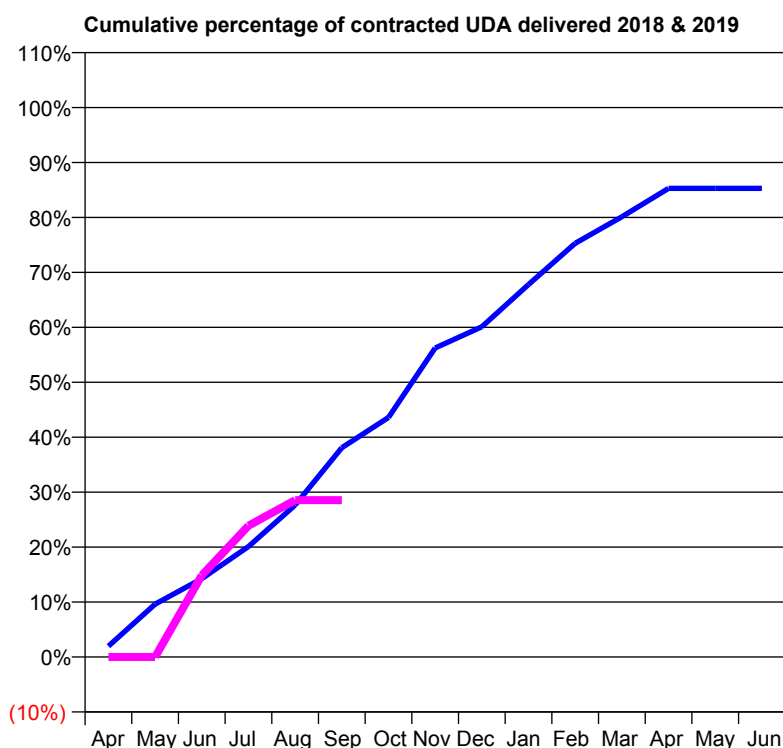
18/19 Contracted general activity (UDA)	911
Carry forward general activity (UDA)	0
18/19 Contracted orthodontic activity (UOA)	0
Carry forward orthodontic activity (UOA)	0
Baseline contract value	£21,690.64

### ACCESS\*

Patients seen in 24 months	Total	Change since previous quarter
Quarter ending September 2017	363	
Quarter ending December 2017	353	↓
Quarter ending March 2018	351	→
Quarter ending June 2018	351	→
Quarter ending September 2018	335	↓
<b>Variance since September 2017</b>	<b>(7.7%)</b>	<b>↓</b>



### ACTIVITY



Adjusted Scheduled Activity (UDA)		
Month	2018	2019
April	18	0
May	88	0
June	130	135
July	183	218
August	252	260
September	347	260
October	397	
November	512	
December	547	
January	618	
February	686	
March	730	
April	777	
May	777	
June	777	

### QUALITY

	Quantity	Base Number	Contract	AT	Region	England
% of FP17s for the same patient ID Re-attending within 3 months - Children	4	63	6.3%	9.3%	11.1%	11.6%
% of FP17s for the same patient ID Re-attending within 3 months - Adults	8	98	8.2%	14.9%	15.3%	15.5%
% of FP17s for the same patient ID Re-attending between 3 & 9 months - Children	43	63	68.3%	59.8%	61.1%	58.8%
% of FP17s for the same patient ID Re-attending between 3 & 9 months - Adults	47	98	48.0%	51.6%	52.3%	51.1%
% of FP17s for Band 1 Urgent Courses	11	137	8.0%	9.4%	9.5%	9.0%
% of FP17s Relating to Free Repair or Replacements	0	137	0.0%	0.5%	0.7%	0.8%
% of FP17s Relating to Continuations	2	137	1.5%	0.8%	0.8%	0.9%
% of Patients satisfied with the dentistry they have received	0	0	N/A	92.5%	93.6%	93.3%
% of Patients satisfied with the time they had to wait for an appointment	0	0	N/A	89.8%	88.8%	88.9%

\* This is based on patients treated on this contract for their most recent course of treatment. Figures in italics indicate the base number of FP17s or Patient Questionnaire responses are less than 100. N/A is shown where the base number of responses is less than 10 during the period. % is calculated as Quantity/Base number\*100

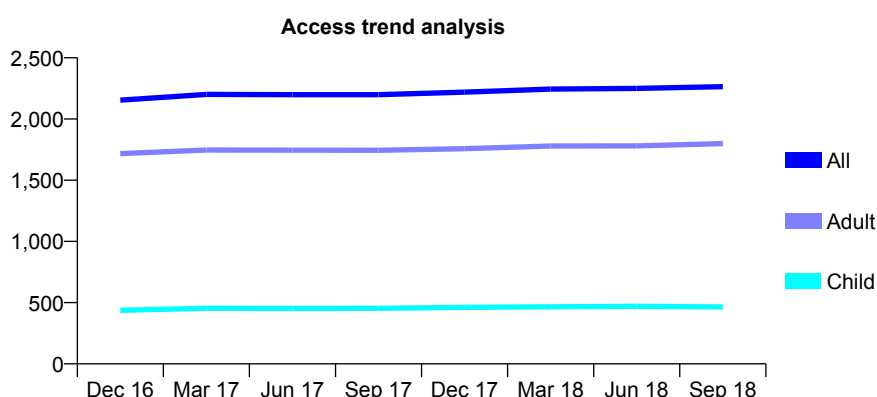
# Q68 - Vital Signs At a Glance Contract Report for 635391/0001 - September 2018

Name or company name	MR DM GUTTERY
Contract type name	GDS Contract
Purpose of contract	General
Contract start date	01/04/2006
Contract end date	

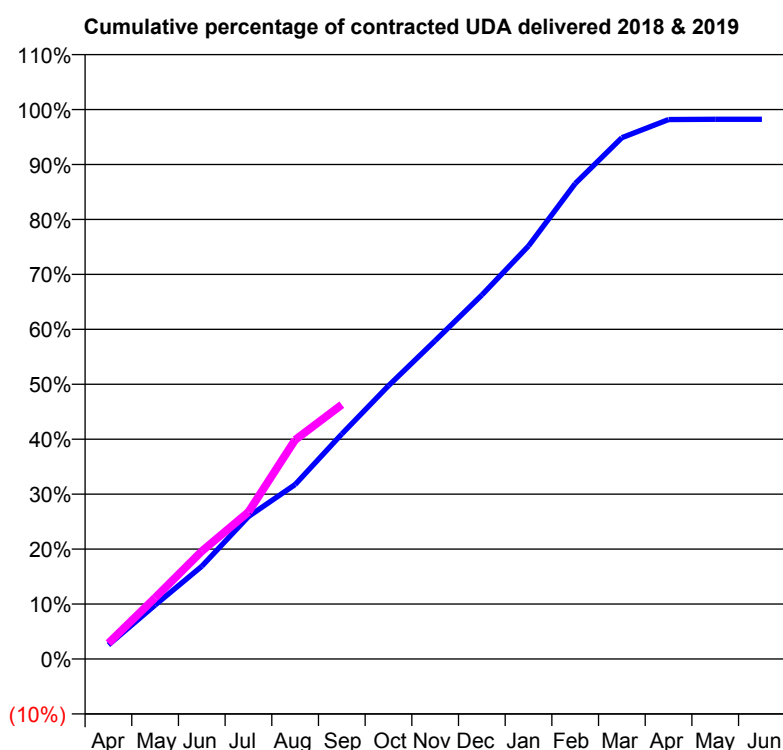
18/19 Contracted general activity (UDA)	6,185
Carry forward general activity (UDA)	110
18/19 Contracted orthodontic activity (UOA)	0
Carry forward orthodontic activity (UOA)	0
Baseline contract value	£181,328.68

## ACCESS\*

Patients seen in 24 months	Total	Change since previous quarter
Quarter ending September 2017	2,199	
Quarter ending December 2017	2,219	→
Quarter ending March 2018	2,245	→
Quarter ending June 2018	2,250	→
Quarter ending September 2018	2,264	→
<b>Variance since September 2017</b>	<b>3.0%</b>	<b>↑</b>



## ACTIVITY



Adjusted Scheduled Activity (UDA)		
Month	2018	2019
April	158	179
May	607	690
June	1,043	1,214
July	1,604	1,655
August	1,963	2,466
September	2,533	2,863
October	3,076	
November	3,583	
December	4,097	
January	4,649	
February	5,352	
March	5,868	
April	6,072	
May	6,075	
June	6,075	

## QUALITY

	Quantity	Base Number	Contract	AT	Region	England
% of FP17s for the same patient ID Re-attending within 3 months - Children	27	362	7.5%	9.3%	11.1%	11.6%
% of FP17s for the same patient ID Re-attending within 3 months - Adults	263	1,383	19.0%	14.9%	15.3%	15.5%
% of FP17s for the same patient ID Re-attending between 3 & 9 months - Children	218	362	60.2%	59.8%	61.1%	58.8%
% of FP17s for the same patient ID Re-attending between 3 & 9 months - Adults	737	1,383	53.3%	51.6%	52.3%	51.1%
% of FP17s for Band 1 Urgent Courses	162	1,631	9.9%	9.4%	9.5%	9.0%
% of FP17s Relating to Free Repair or Replacements	11	1,631	0.7%	0.5%	0.7%	0.8%
% of FP17s Relating to Continuations	43	1,631	2.6%	0.8%	0.8%	0.9%
% of Patients satisfied with the dentistry they have received	3	3	N/A	92.5%	93.6%	93.3%
% of Patients satisfied with the time they had to wait for an appointment	3	3	N/A	89.8%	88.8%	88.9%

\* This is based on patients treated on this contract for their most recent course of treatment. Figures in italics indicate the base number of FP17s or Patient Questionnaire responses are less than 100. N/A is shown where the base number of responses is less than 10 during the period. % is calculated as Quantity/Base number\*100

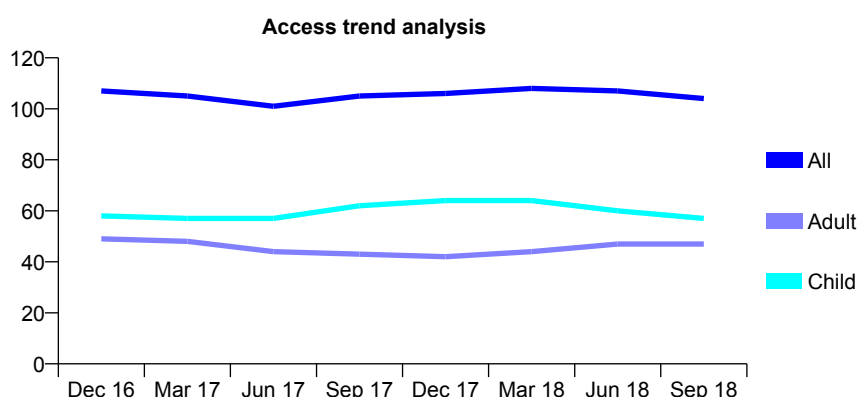
# Q68 - Vital Signs At a Glance Contract Report for 638730/0001 - September 2018

Name or company name	MR DA RHODEN
Contract type name	GDS Contract
Purpose of contract	General
Contract start date	01/04/2006
Contract end date	

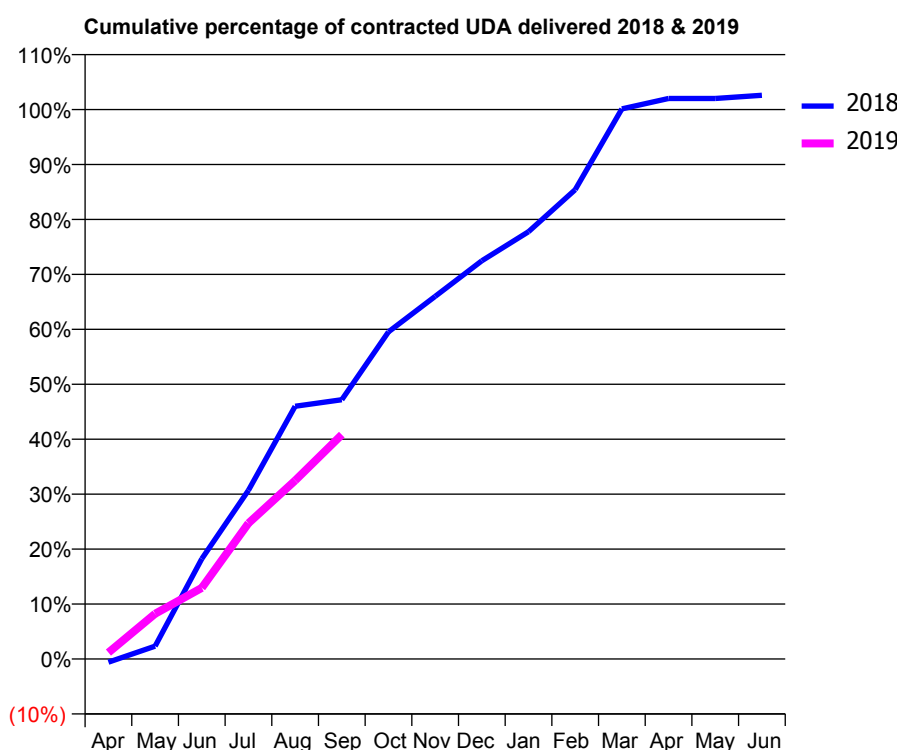
18/19 Contracted general activity (UDA)	170
Carry forward general activity (UDA)	0
18/19 Contracted orthodontic activity (UOA)	0
Carry forward orthodontic activity (UOA)	0
Baseline contract value	£3,905.77

## ACCESS\*

Patients seen in 24 months	Total	Change since previous quarter
Quarter ending September 2017	105	
Quarter ending December 2017	106	→
Quarter ending March 2018	108	→
Quarter ending June 2018	107	→
Quarter ending September 2018	104	↓
Variance since September 2017	(1.0%)	→



## ACTIVITY



Adjusted Scheduled Activity (UDA)		
Month	2018	2019
April	-1	2
May	4	14
June	31	22
July	52	42
August	78	55
September	80	69
October	101	
November	112	
December	123	
January	132	
February	145	
March	170	
April	173	
May	173	
June	174	

## QUALITY

	Quantity	Base Number	Contract	AT	Region	England
% of FP17s for the same patient ID Re-attending within 3 months - Children	0	38	0.0%	9.3%	11.1%	11.6%
% of FP17s for the same patient ID Re-attending within 3 months - Adults	1	19	5.3%	14.9%	15.3%	15.5%
% of FP17s for the same patient ID Re-attending between 3 & 9 months - Children	18	38	47.4%	59.8%	61.1%	58.8%
% of FP17s for the same patient ID Re-attending between 3 & 9 months - Adults	11	19	57.9%	51.6%	52.3%	51.1%
% of FP17s for Band 1 Urgent Courses	2	53	3.8%	9.4%	9.5%	9.0%
% of FP17s Relating to Free Repair or Replacements	0	53	0.0%	0.5%	0.7%	0.8%
% of FP17s Relating to Continuations	0	53	0.0%	0.8%	0.8%	0.9%
% of Patients satisfied with the dentistry they have received	0	0	N/A	92.5%	93.6%	93.3%
% of Patients satisfied with the time they had to wait for an appointment	0	0	N/A	89.8%	88.8%	88.9%

\* This is based on patients treated on this contract for their most recent course of treatment. Figures in italics indicate the base number of FP17s or Patient Questionnaire responses are less than 100. N/A is shown where the base number of responses is less than 10 during the period. % is calculated as Quantity/Base number\*100

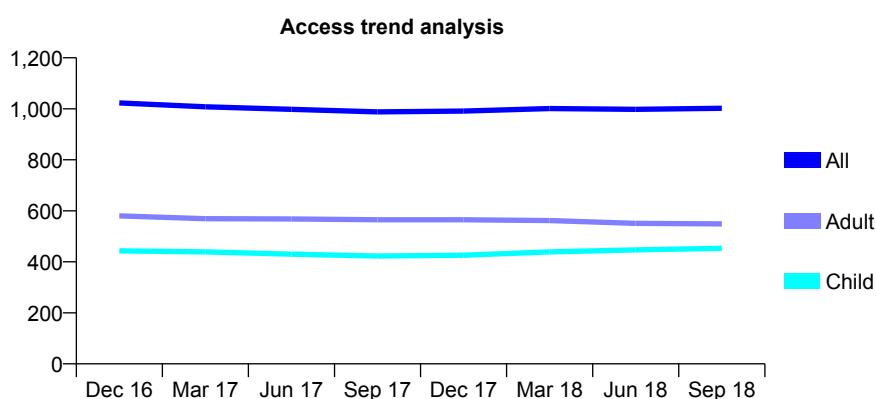
## Q68 - Vital Signs At a Glance Contract Report for 643440/0001 - September 2018

Name or company name	MR KA GOWER
Contract type name	GDS Contract
Purpose of contract	General
Contract start date	01/04/2006
Contract end date	

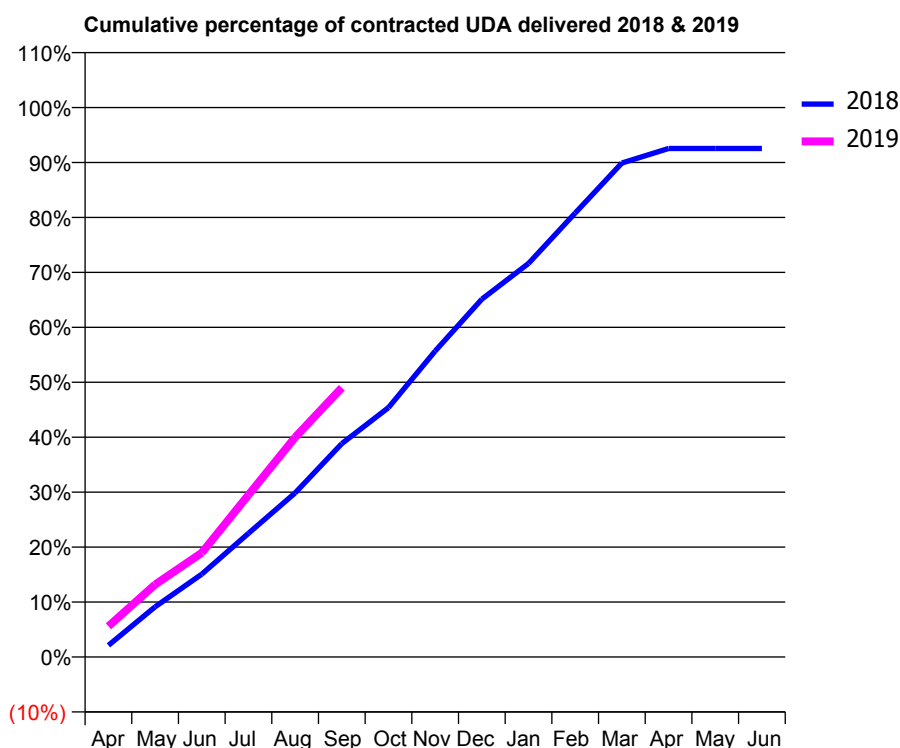
18/19 Contracted general activity (UDA)	2,240
Carry forward general activity (UDA)	0
18/19 Contracted orthodontic activity (UOA)	0
Carry forward orthodontic activity (UOA)	0
Baseline contract value	£50,353.07

### ACCESS\*

Patients seen in 24 months	Total	Change since previous quarter
Quarter ending September 2017	988	
Quarter ending December 2017	991	→
Quarter ending March 2018	1,001	→
Quarter ending June 2018	998	→
Quarter ending September 2018	1,002	→
<b>Variance since September 2017</b>	<b>1.4%</b>	<b>→</b>



### ACTIVITY



Adjusted Scheduled Activity (UDA)		
Month	2018	2019
April	48	125
May	205	296
June	338	425
July	504	661
August	669	896
September	870	1,098
October	1,017	
November	1,247	
December	1,459	
January	1,604	
February	1,810	
March	2,014	
April	2,073	
May	2,073	
June	2,073	

### QUALITY

	Quantity	Base Number	Contract	AT	Region	England
% of FP17s for the same patient ID Re-attending within 3 months - Children	29	364	8.0%	9.3%	11.1%	11.6%
% of FP17s for the same patient ID Re-attending within 3 months - Adults	52	383	13.6%	14.9%	15.3%	15.5%
% of FP17s for the same patient ID Re-attending between 3 & 9 months - Children	248	364	68.1%	59.8%	61.1%	58.8%
% of FP17s for the same patient ID Re-attending between 3 & 9 months - Adults	211	383	55.1%	51.6%	52.3%	51.1%
% of FP17s for Band 1 Urgent Courses	53	716	7.4%	9.4%	9.5%	9.0%
% of FP17s Relating to Free Repair or Replacements	0	716	0.0%	0.5%	0.7%	0.8%
% of FP17s Relating to Continuations	2	716	0.3%	0.8%	0.8%	0.9%
% of Patients satisfied with the dentistry they have received	1	1	N/A	92.5%	93.6%	93.3%
% of Patients satisfied with the time they had to wait for an appointment	1	1	N/A	89.8%	88.8%	88.9%

\* This is based on patients treated on this contract for their most recent course of treatment. Figures in italics indicate the base number of FP17s or Patient Questionnaire responses are less than 100. N/A is shown where the base number of responses is less than 10 during the period. % is calculated as Quantity/Base number\*100



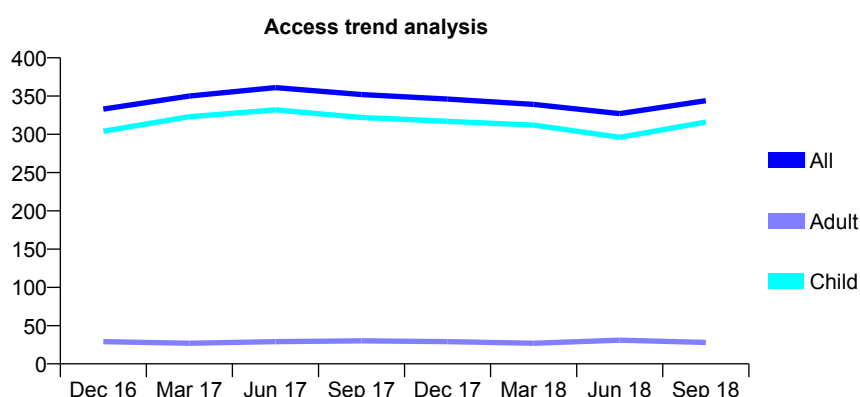
# Q68 - Vital Signs At a Glance Contract Report for 644951/0001 - September 2018

Name or company name	MR NJ JULLIEN
Contract type name	GDS Contract
Purpose of contract	General
Contract start date	01/04/2006
Contract end date	

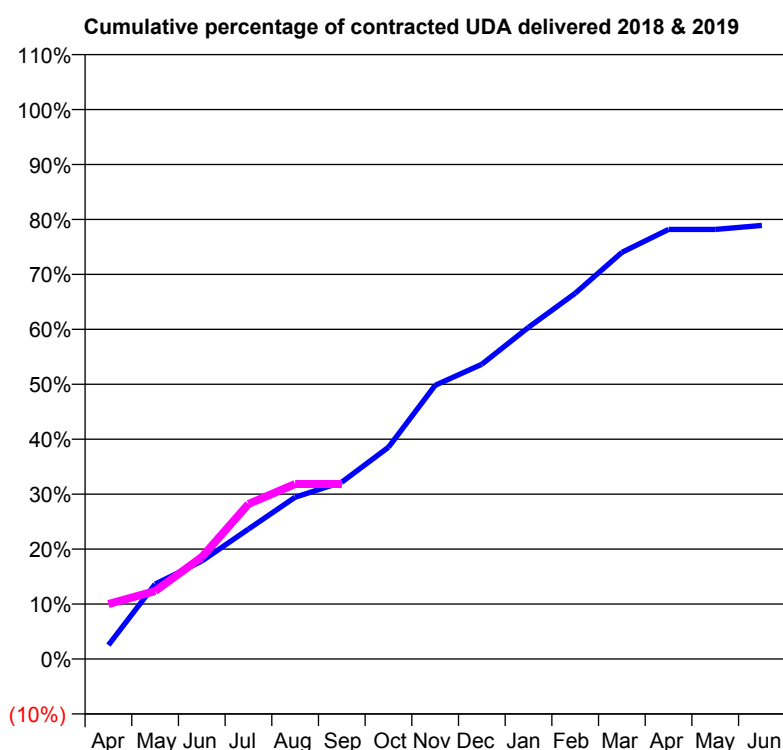
18/19 Contracted general activity (UDA)	550
Carry forward general activity (UDA)	0
18/19 Contracted orthodontic activity (UOA)	0
Carry forward orthodontic activity (UOA)	0
Baseline contract value	£12,363.49

## ACCESS\*

Patients seen in 24 months	Total	Change since previous quarter
Quarter ending September 2017	352	
Quarter ending December 2017	346	↓
Quarter ending March 2018	339	↓
Quarter ending June 2018	327	↓
Quarter ending September 2018	344	↑
Variance since September 2017	(2.3%)	↓



## ACTIVITY



Adjusted Scheduled Activity (UDA)		
Month	2018	2019
April	14	55
May	75	68
June	98	102
July	130	155
August	162	175
September	177	175
October	212	
November	274	
December	295	
January	332	
February	366	
March	407	
April	430	
May	430	
June	434	

## QUALITY

	Quantity	Base Number	Contract	AT	Region	England
% of FP17s for the same patient ID Re-attending within 3 months - Children	5	158	3.2%	9.3%	11.1%	11.6%
% of FP17s for the same patient ID Re-attending within 3 months - Adults	0	3	0.0%	14.9%	15.3%	15.5%
% of FP17s for the same patient ID Re-attending between 3 & 9 months - Children	74	158	46.8%	59.8%	61.1%	58.8%
% of FP17s for the same patient ID Re-attending between 3 & 9 months - Adults	0	3	0.0%	51.6%	52.3%	51.1%
% of FP17s for Band 1 Urgent Courses	1	141	0.7%	9.4%	9.5%	9.0%
% of FP17s Relating to Free Repair or Replacements	0	141	0.0%	0.5%	0.7%	0.8%
% of FP17s Relating to Continuations	0	141	0.0%	0.8%	0.8%	0.9%
% of Patients satisfied with the dentistry they have received	0	0	N/A	92.5%	93.6%	93.3%
% of Patients satisfied with the time they had to wait for an appointment	0	0	N/A	89.8%	88.8%	88.9%

\* This is based on patients treated on this contract for their most recent course of treatment. Figures in italics indicate the base number of FP17s or Patient Questionnaire responses are less than 100. N/A is shown where the base number of responses is less than 10 during the period. % is calculated as Quantity/Base number\*100

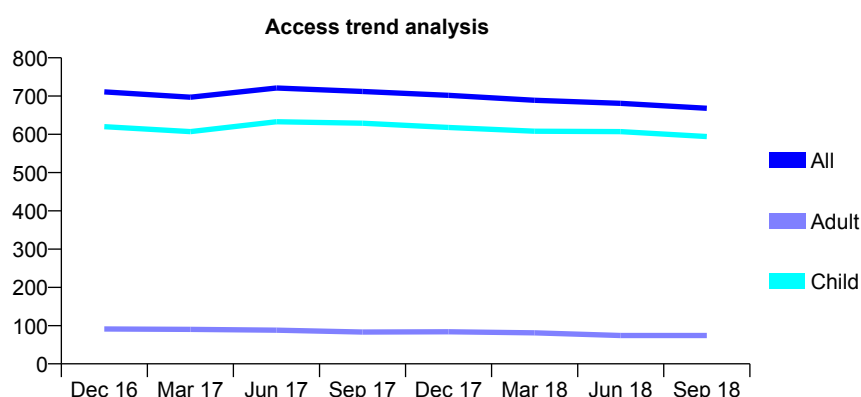
# Q68 - Vital Signs At a Glance Contract Report for 649473/0001 - September 2018

Name or company name	MR AB DAVIDSON
Contract type name	GDS Contract
Purpose of contract	General
Contract start date	01/04/2006
Contract end date	

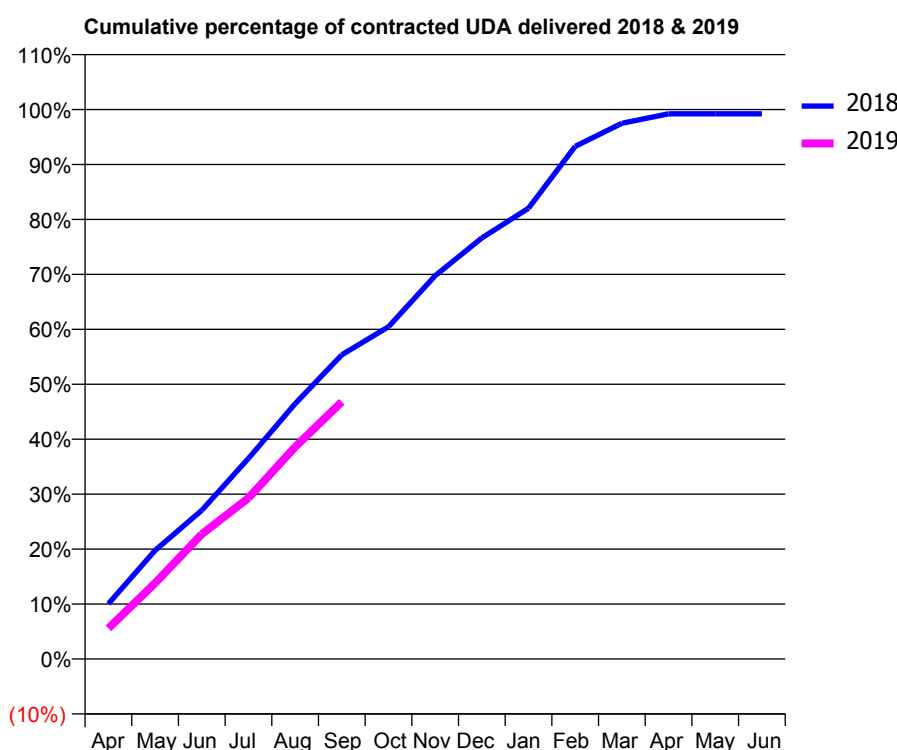
18/19 Contracted general activity (UDA)	1,200
Carry forward general activity (UDA)	9
18/19 Contracted orthodontic activity (UOA)	0
Carry forward orthodontic activity (UOA)	0
Baseline contract value	£30,527.70

## ACCESS\*

Patients seen in 24 months	Total	Change since previous quarter
Quarter ending September 2017	712	
Quarter ending December 2017	702	↓
Quarter ending March 2018	689	↓
Quarter ending June 2018	681	↓
Quarter ending September 2018	668	↓
<b>Variance since September 2017</b>	<b>(6.2%)</b>	<b>↓</b>



## ACTIVITY



Adjusted Scheduled Activity (UDA)		
Month	2018	2019
April	121	67
May	237	166
June	325	273
July	438	352
August	558	463
September	664	562
October	725	
November	837	
December	920	
January	984	
February	1,120	
March	1,170	
April	1,191	
May	1,191	
June	1,191	

## QUALITY

	Quantity	Base Number	Contract	AT	Region	England
% of FP17s for the same patient ID Re-attending within 3 months - Children	20	452	4.4%	9.3%	11.1%	11.6%
% of FP17s for the same patient ID Re-attending within 3 months - Adults	4	4	100.0%	14.9%	15.3%	15.5%
% of FP17s for the same patient ID Re-attending between 3 & 9 months - Children	274	452	60.6%	59.8%	61.1%	58.8%
% of FP17s for the same patient ID Re-attending between 3 & 9 months - Adults	0	4	0.0%	51.6%	52.3%	51.1%
% of FP17s for Band 1 Urgent Courses	13	440	3.0%	9.4%	9.5%	9.0%
% of FP17s Relating to Free Repair or Replacements	0	440	0.0%	0.5%	0.7%	0.8%
% of FP17s Relating to Continuations	0	440	0.0%	0.8%	0.8%	0.9%
% of Patients satisfied with the dentistry they have received	1	1	N/A	92.5%	93.6%	93.3%
% of Patients satisfied with the time they had to wait for an appointment	1	1	N/A	89.8%	88.8%	88.9%

\* This is based on patients treated on this contract for their most recent course of treatment. Figures in italics indicate the base number of FP17s or Patient Questionnaire responses are less than 100. N/A is shown where the base number of responses is less than 10 during the period. % is calculated as Quantity/Base number\*100

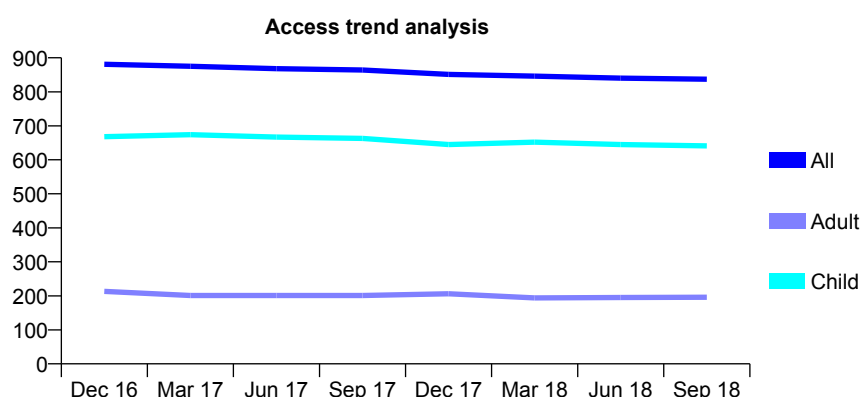
# Q68 - Vital Signs At a Glance Contract Report for 649848/0001 - September 2018

Name or company name	Strand Dental
Contract type name	GDS Contract
Purpose of contract	General
Contract start date	01/04/2006
Contract end date	

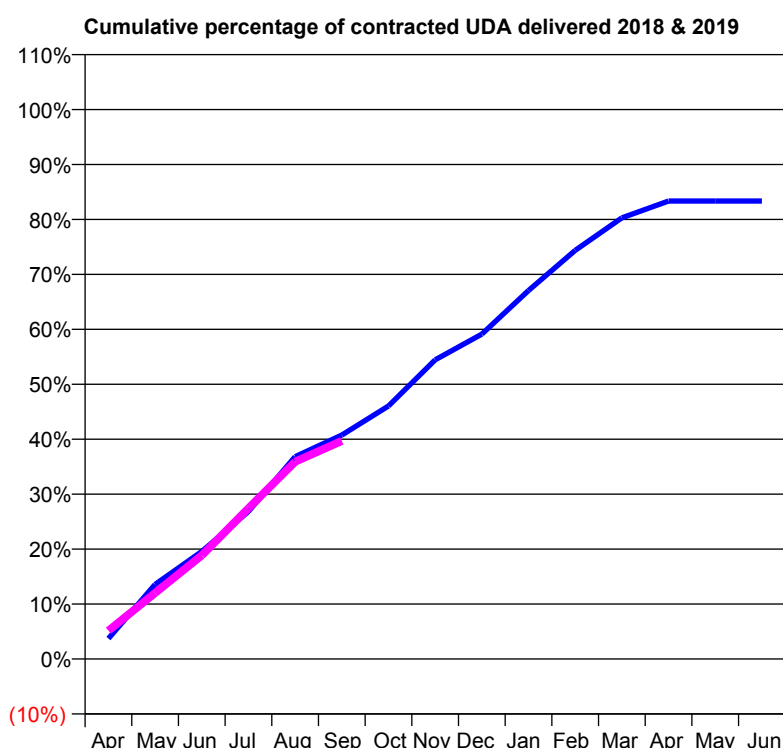
18/19 Contracted general activity (UDA)	1,800
Carry forward general activity (UDA)	0
18/19 Contracted orthodontic activity (UOA)	0
Carry forward orthodontic activity (UOA)	0
Baseline contract value	£44,139.05

## ACCESS\*

Patients seen in 24 months	Total	Change since previous quarter
Quarter ending September 2017	864	
Quarter ending December 2017	851	↓
Quarter ending March 2018	846	→
Quarter ending June 2018	840	→
Quarter ending September 2018	837	→
<b>Variance since September 2017</b>	<b>(3.1%)</b>	<b>↓</b>



## ACTIVITY



Adjusted Scheduled Activity (UDA)		
Month	2018	2019
April	67	93
May	244	217
June	352	340
July	483	494
August	663	646
September	734	714
October	829	
November	980	
December	1,064	
January	1,207	
February	1,339	
March	1,445	
April	1,500	
May	1,500	
June	1,500	

## QUALITY

	Quantity	Base Number	Contract	AT	Region	England
% of FP17s for the same patient ID Re-attending within 3 months - Children	15	498	3.0%	9.3%	11.1%	11.6%
% of FP17s for the same patient ID Re-attending within 3 months - Adults	1	80	1.3%	14.9%	15.3%	15.5%
% of FP17s for the same patient ID Re-attending between 3 & 9 months - Children	359	498	72.1%	59.8%	61.1%	58.8%
% of FP17s for the same patient ID Re-attending between 3 & 9 months - Adults	47	80	58.8%	51.6%	52.3%	51.1%
% of FP17s for Band 1 Urgent Courses	7	533	1.3%	9.4%	9.5%	9.0%
% of FP17s Relating to Free Repair or Replacements	0	533	0.0%	0.5%	0.7%	0.8%
% of FP17s Relating to Continuations	0	533	0.0%	0.8%	0.8%	0.9%
% of Patients satisfied with the dentistry they have received	0	0	N/A	92.5%	93.6%	93.3%
% of Patients satisfied with the time they had to wait for an appointment	0	0	N/A	89.8%	88.8%	88.9%

\* This is based on patients treated on this contract for their most recent course of treatment. Figures in italics indicate the base number of FP17s or Patient Questionnaire responses are less than 100. N/A is shown where the base number of responses is less than 10 during the period. % is calculated as Quantity/Base number\*100

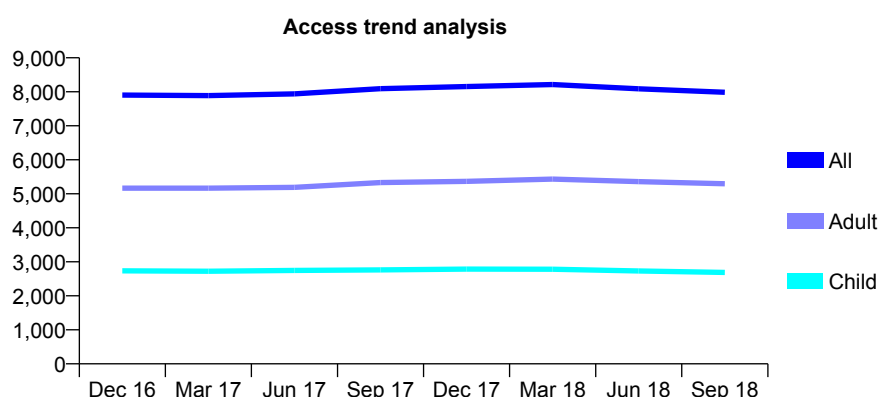
# Q68 - Vital Signs At a Glance Contract Report for 653381/0001 - September 2018

Name or company name	MR SG QUELCH
Contract type name	GDS Contract
Purpose of contract	General
Contract start date	01/04/2006
Contract end date	

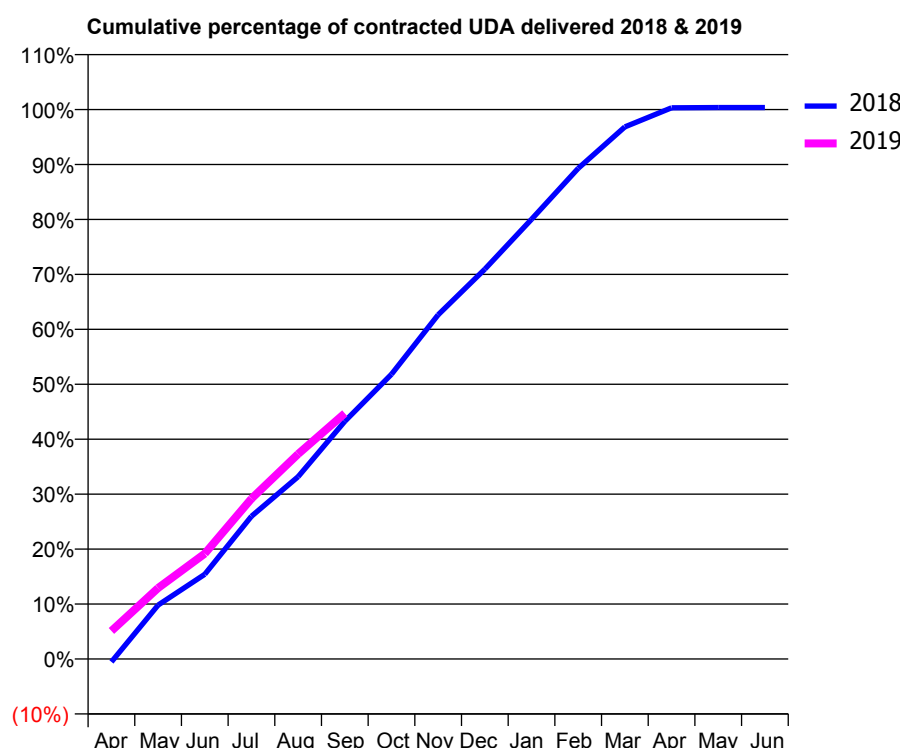
18/19 Contracted general activity (UDA)	17,527
Carry forward general activity (UDA)	0
18/19 Contracted orthodontic activity (UOA)	0
Carry forward orthodontic activity (UOA)	0
Baseline contract value	£549,364.20

## ACCESS\*

Patients seen in 24 months	Total	Change since previous quarter
Quarter ending September 2017	8,091	
Quarter ending December 2017	8,153	→
Quarter ending March 2018	8,213	→
Quarter ending June 2018	8,088	↓
Quarter ending September 2018	7,987	↓
<b>Variance since September 2017</b>	<b>(1.3%)</b>	<b>↓</b>



## ACTIVITY



Adjusted Scheduled Activity (UDA)		
Month	2018	2019
April	-95	896
May	1,719	2,266
June	2,701	3,363
July	4,555	5,115
August	5,817	6,541
September	7,580	7,835
October	9,083	
November	10,982	
December	12,435	
January	14,024	
February	15,651	
March	16,972	
April	17,581	
May	17,588	
June	17,590	

## QUALITY

	Quantity	Base Number	Contract	AT	Region	England
% of FP17s for the same patient ID Re-attending within 3 months - Children	182	2,319	7.8%	9.3%	11.1%	11.6%
% of FP17s for the same patient ID Re-attending within 3 months - Adults	385	3,396	11.3%	14.9%	15.3%	15.5%
% of FP17s for the same patient ID Re-attending between 3 & 9 months - Children	1,692	2,319	73.0%	59.8%	61.1%	58.8%
% of FP17s for the same patient ID Re-attending between 3 & 9 months - Adults	1,953	3,396	57.5%	51.6%	52.3%	51.1%
% of FP17s for Band 1 Urgent Courses	374	5,277	7.1%	9.4%	9.5%	9.0%
% of FP17s Relating to Free Repair or Replacements	32	5,277	0.6%	0.5%	0.7%	0.8%
% of FP17s Relating to Continuations	7	5,277	0.1%	0.8%	0.8%	0.9%
% of Patients satisfied with the dentistry they have received	4	6	N/A	92.5%	93.6%	93.3%
% of Patients satisfied with the time they had to wait for an appointment	4	6	N/A	89.8%	88.8%	88.9%

\* This is based on patients treated on this contract for their most recent course of treatment. Figures in italics indicate the base number of FP17s or Patient Questionnaire responses are less than 100. N/A is shown where the base number of responses is less than 10 during the period. % is calculated as Quantity/Base number\*100

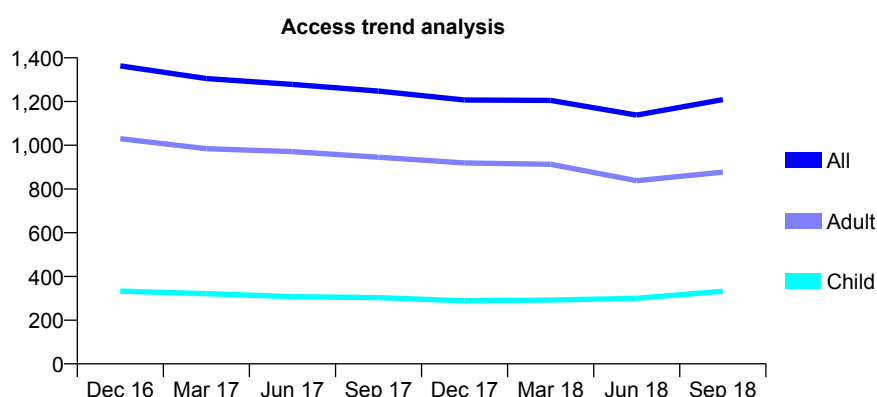
# Q68 - Vital Signs At a Glance Contract Report for 657182/0001 - September 2018

Name or company name	Marine Parade Dental Practice
Contract type name	GDS Contract
Purpose of contract	General
Contract start date	01/04/2006
Contract end date	

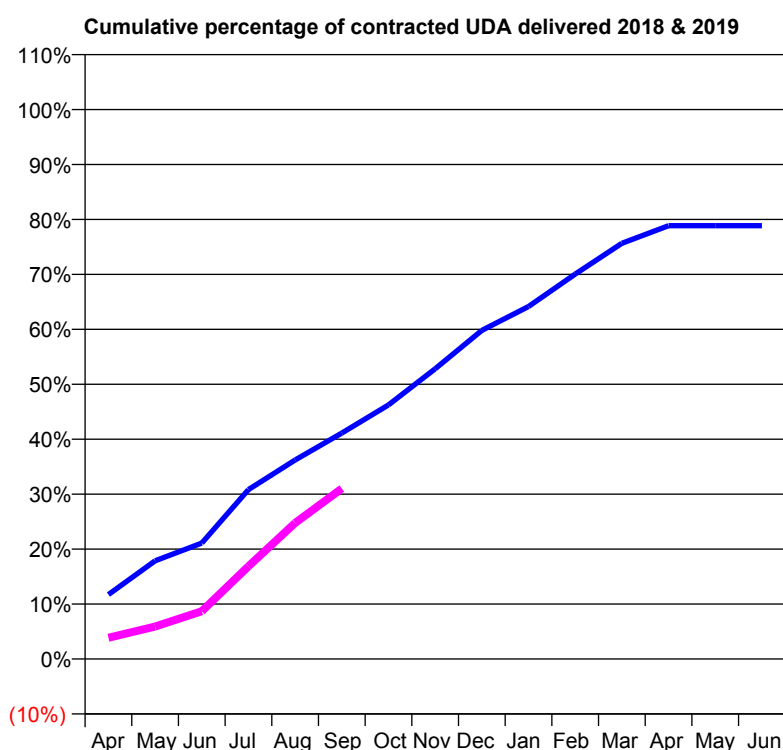
18/19 Contracted general activity (UDA)	4,000
Carry forward general activity (UDA)	0
18/19 Contracted orthodontic activity (UOA)	0
Carry forward orthodontic activity (UOA)	0
Baseline contract value	£114,809.52

## ACCESS\*

Patients seen in 24 months	Total	Change since previous quarter
Quarter ending September 2017	1,248	
Quarter ending December 2017	1,207	↓
Quarter ending March 2018	1,205	→
Quarter ending June 2018	1,138	↓
Quarter ending September 2018	1,209	↑
<b>Variance since September 2017</b>	<b>(3.1%)</b>	<b>↓</b>



## ACTIVITY



Adjusted Scheduled Activity (UDA)		
Month	2018	2019
April	469	155
May	715	237
June	844	348
July	1,233	675
August	1,449	991
September	1,645	1,241
October	1,850	
November	2,113	
December	2,392	
January	2,566	
February	2,802	
March	3,026	
April	3,154	
May	3,154	
June	3,154	

## QUALITY

	Quantity	Base Number	Contract	AT	Region	England
% of FP17s for the same patient ID Re-attending within 3 months - Children	7	247	2.8%	9.3%	11.1%	11.6%
% of FP17s for the same patient ID Re-attending within 3 months - Adults	23	405	5.7%	14.9%	15.3%	15.5%
% of FP17s for the same patient ID Re-attending between 3 & 9 months - Children	118	247	47.8%	59.8%	61.1%	58.8%
% of FP17s for the same patient ID Re-attending between 3 & 9 months - Adults	124	405	30.6%	51.6%	52.3%	51.1%
% of FP17s for Band 1 Urgent Courses	56	615	9.1%	9.4%	9.5%	9.0%
% of FP17s Relating to Free Repair or Replacements	0	615	0.0%	0.5%	0.7%	0.8%
% of FP17s Relating to Continuations	2	615	0.3%	0.8%	0.8%	0.9%
% of Patients satisfied with the dentistry they have received	0	0	N/A	92.5%	93.6%	93.3%
% of Patients satisfied with the time they had to wait for an appointment	0	0	N/A	89.8%	88.8%	88.9%

\* This is based on patients treated on this contract for their most recent course of treatment. Figures in italics indicate the base number of FP17s or Patient Questionnaire responses are less than 100. N/A is shown where the base number of responses is less than 10 during the period. % is calculated as Quantity/Base number\*100

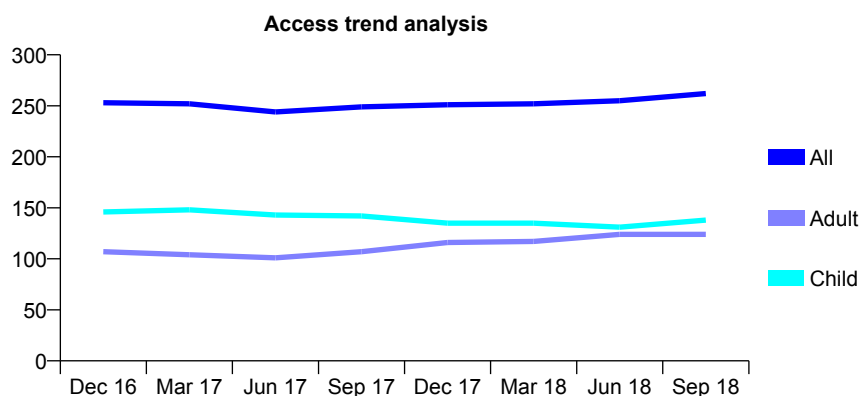
## Q68 - Vital Signs At a Glance Contract Report for 657867/0002 - September 2018

Name or company name	MR L VAN ROOY
Contract type name	GDS Contract
Purpose of contract	General
Contract start date	01/07/2006
Contract end date	

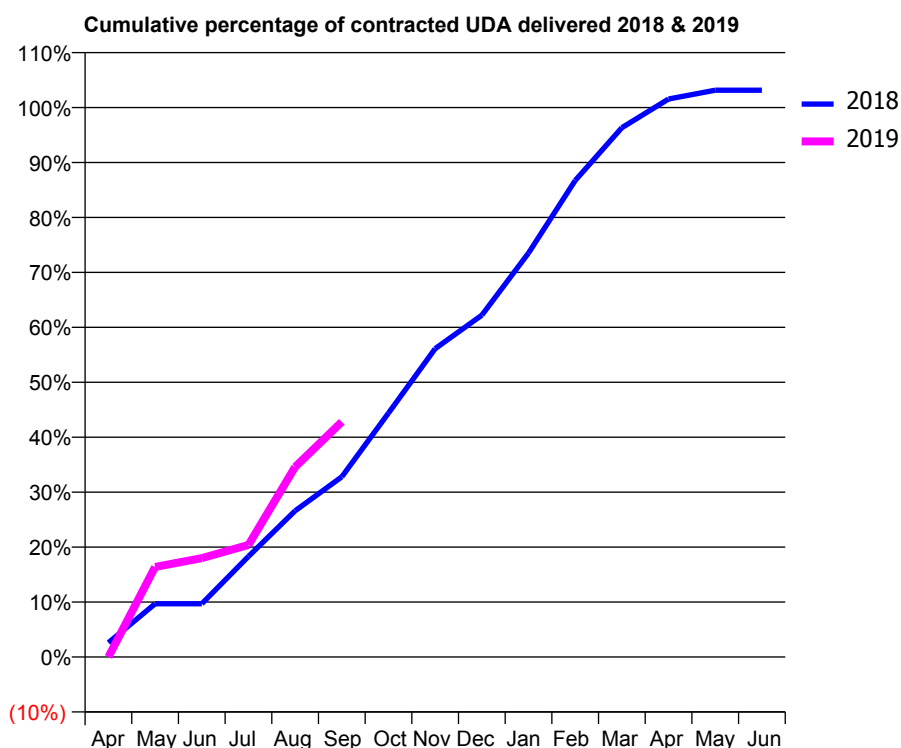
18/19 Contracted general activity (UDA)	1,000
Carry forward general activity (UDA)	0
18/19 Contracted orthodontic activity (UOA)	0
Carry forward orthodontic activity (UOA)	0
Baseline contract value	£29,048.84

### ACCESS\*

Patients seen in 24 months	Total	Change since previous quarter
Quarter ending September 2017	249	
Quarter ending December 2017	251	→
Quarter ending March 2018	252	→
Quarter ending June 2018	255	→
Quarter ending September 2018	262	↑
<b>Variance since September 2017</b>	<b>5.2%</b>	<b>↑</b>



### ACTIVITY



Adjusted Scheduled Activity (UDA)		
Month	2018	2019
April	26	0
May	97	164
June	97	180
July	183	204
August	266	346
September	328	428
October	444	
November	561	
December	622	
January	735	
February	867	
March	963	
April	1,015	
May	1,031	
June	1,031	

### QUALITY

	Quantity	Base Number	Contract	AT	Region	England
% of FP17s for the same patient ID Re-attending within 3 months - Children	3	91	3.3%	9.3%	11.1%	11.6%
% of FP17s for the same patient ID Re-attending within 3 months - Adults	5	44	11.4%	14.9%	15.3%	15.5%
% of FP17s for the same patient ID Re-attending between 3 & 9 months - Children	41	91	45.1%	59.8%	61.1%	58.8%
% of FP17s for the same patient ID Re-attending between 3 & 9 months - Adults	17	44	38.6%	51.6%	52.3%	51.1%
% of FP17s for Band 1 Urgent Courses	0	114	0.0%	9.4%	9.5%	9.0%
% of FP17s Relating to Free Repair or Replacements	0	114	0.0%	0.5%	0.7%	0.8%
% of FP17s Relating to Continuations	0	114	0.0%	0.8%	0.8%	0.9%
% of Patients satisfied with the dentistry they have received	0	0	N/A	92.5%	93.6%	93.3%
% of Patients satisfied with the time they had to wait for an appointment	0	0	N/A	89.8%	88.8%	88.9%

\* This is based on patients treated on this contract for their most recent course of treatment. Figures in italics indicate the base number of FP17s or Patient Questionnaire responses are less than 100. N/A is shown where the base number of responses is less than 10 during the period. % is calculated as Quantity/Base number\*100

## Q68 - Vital Signs At a Glance Contract Report for 661015/0001 - September 2018

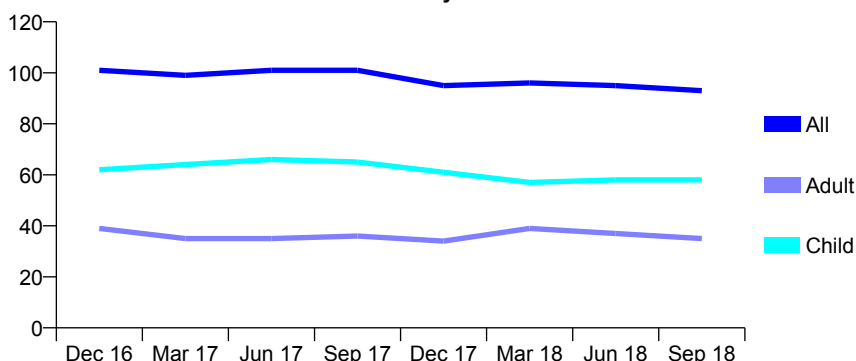
Name or company name	MR S MAGNANI
Contract type name	GDS Contract
Purpose of contract	General
Contract start date	01/04/2007
Contract end date	

18/19 Contracted general activity (UDA)	140
Carry forward general activity (UDA)	0
18/19 Contracted orthodontic activity (UOA)	0
Carry forward orthodontic activity (UOA)	0
Baseline contract value	£3,856.43

### ACCESS\*

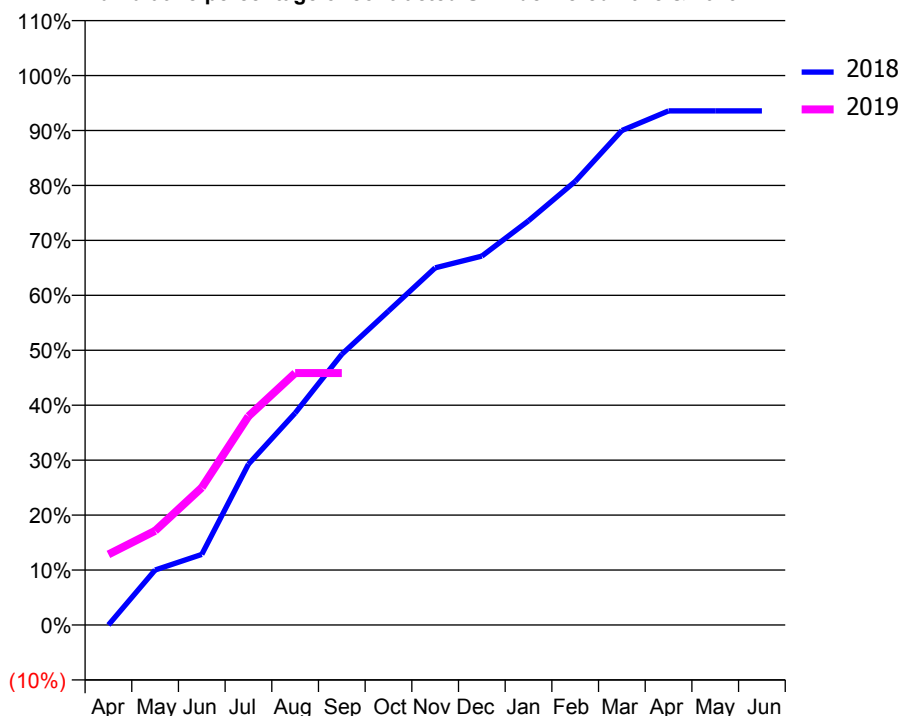
Patients seen in 24 months	Total	Change since previous quarter
Quarter ending September 2017	101	
Quarter ending December 2017	95	↓
Quarter ending March 2018	96	→
Quarter ending June 2018	95	↓
Quarter ending September 2018	93	↓
<b>Variance since September 2017</b>	<b>(7.9%)</b>	<b>↓</b>

### Access trend analysis



### ACTIVITY

#### Cumulative percentage of contracted UDA delivered 2018 & 2019



Month	Adjusted Scheduled Activity (UDA)	
	2018	2019
April	0	18
May	14	24
June	18	35
July	41	53
August	54	64
September	69	64
October	80	
November	91	
December	94	
January	103	
February	113	
March	126	
April	131	
May	131	
June	131	

### QUALITY

	Quantity	Base Number	Contract	AT	Region	England
% of FP17s for the same patient ID Re-attending within 3 months - Children	0	36	0.0%	9.3%	11.1%	11.6%
% of FP17s for the same patient ID Re-attending within 3 months - Adults	1	13	7.7%	14.9%	15.3%	15.5%
% of FP17s for the same patient ID Re-attending between 3 & 9 months - Children	17	36	47.2%	59.8%	61.1%	58.8%
% of FP17s for the same patient ID Re-attending between 3 & 9 months - Adults	2	13	15.4%	51.6%	52.3%	51.1%
% of FP17s for Band 1 Urgent Courses	1	46	2.2%	9.4%	9.5%	9.0%
% of FP17s Relating to Free Repair or Replacements	0	46	0.0%	0.5%	0.7%	0.8%
% of FP17s Relating to Continuations	0	46	0.0%	0.8%	0.8%	0.9%
% of Patients satisfied with the dentistry they have received	0	0	N/A	92.5%	93.6%	93.3%
% of Patients satisfied with the time they had to wait for an appointment	0	0	N/A	89.8%	88.8%	88.9%

\* This is based on patients treated on this contract for their most recent course of treatment. Figures in italics indicate the base number of FP17s or Patient Questionnaire responses are less than 100. N/A is shown where the base number of responses is less than 10 during the period. % is calculated as Quantity/Base number\*100



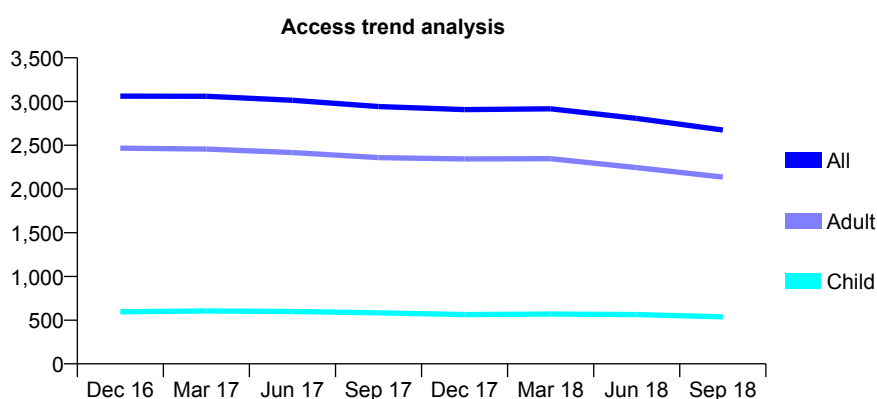
## Q68 - Vital Signs At a Glance Contract Report for 673285/0001 - September 2018

Name or company name	MR S POULADI
Contract type name	GDS Contract
Purpose of contract	General
Contract start date	01/04/2006
Contract end date	

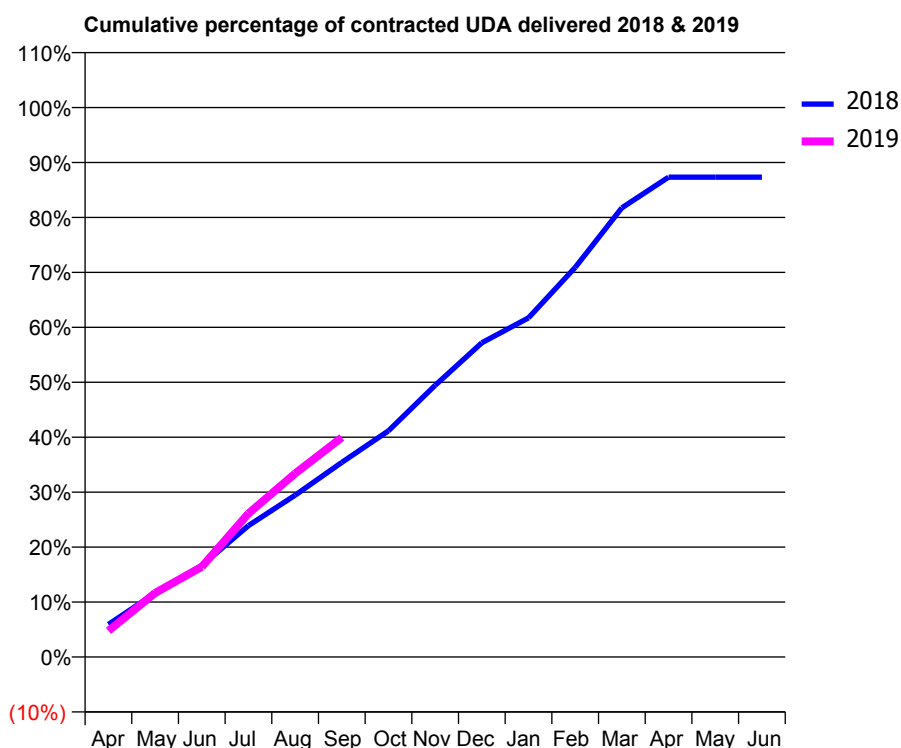
18/19 Contracted general activity (UDA)	10,380
Carry forward general activity (UDA)	0
18/19 Contracted orthodontic activity (UOA)	0
Carry forward orthodontic activity (UOA)	0
Baseline contract value	£262,778.73

### ACCESS\*

Patients seen in 24 months	Total	Change since previous quarter
Quarter ending September 2017	2,942	
Quarter ending December 2017	2,907	↓
Quarter ending March 2018	2,917	→
Quarter ending June 2018	2,807	↓
Quarter ending September 2018	2,674	↓
<b>Variance since September 2017</b>	<b>(9.1%)</b>	<b>↓</b>



### ACTIVITY



Adjusted Scheduled Activity (UDA)		
Month	2018	2019
April	615	495
May	1,208	1,209
June	1,730	1,703
July	2,482	2,713
August	3,056	3,466
September	3,677	4,146
October	4,274	
November	5,131	
December	5,935	
January	6,406	
February	7,360	
March	8,486	
April	9,065	
May	9,065	
June	9,065	

### QUALITY

	Quantity	Base Number	Contract	AT	Region	England
% of FP17s for the same patient ID Re-attending within 3 months - Children	19	367	5.2%	9.3%	11.1%	11.6%
% of FP17s for the same patient ID Re-attending within 3 months - Adults	256	1,503	17.0%	14.9%	15.3%	15.5%
% of FP17s for the same patient ID Re-attending between 3 & 9 months - Children	194	367	52.9%	59.8%	61.1%	58.8%
% of FP17s for the same patient ID Re-attending between 3 & 9 months - Adults	837	1,503	55.7%	51.6%	52.3%	51.1%
% of FP17s for Band 1 Urgent Courses	97	1,724	5.6%	9.4%	9.5%	9.0%
% of FP17s Relating to Free Repair or Replacements	26	1,724	1.5%	0.5%	0.7%	0.8%
% of FP17s Relating to Continuations	32	1,724	1.9%	0.8%	0.8%	0.9%
% of Patients satisfied with the dentistry they have received	1	1	N/A	92.5%	93.6%	93.3%
% of Patients satisfied with the time they had to wait for an appointment	0	1	N/A	89.8%	88.8%	88.9%

\* This is based on patients treated on this contract for their most recent course of treatment. Figures in italics indicate the base number of FP17s or Patient Questionnaire responses are less than 100. N/A is shown where the base number of responses is less than 10 during the period. % is calculated as Quantity/Base number\*100

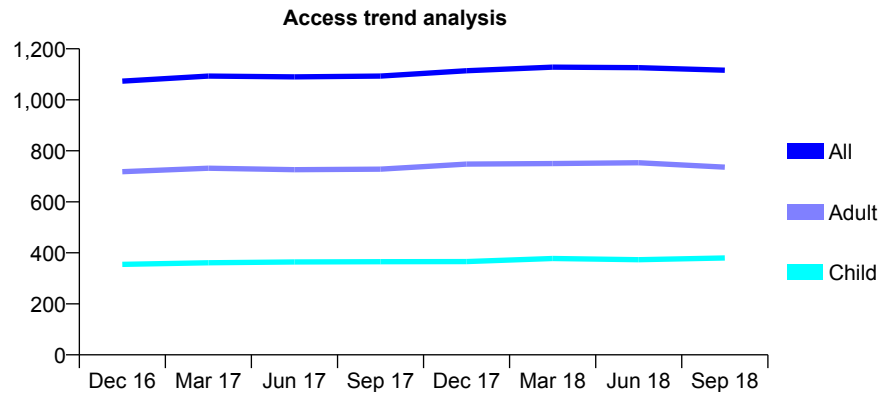
## Q68 - Vital Signs At a Glance Contract Report for 673323/0001 - September 2018

Name or company name	MR F RAFATNIA
Contract type name	GDS Contract
Purpose of contract	General
Contract start date	01/03/2014
Contract end date	

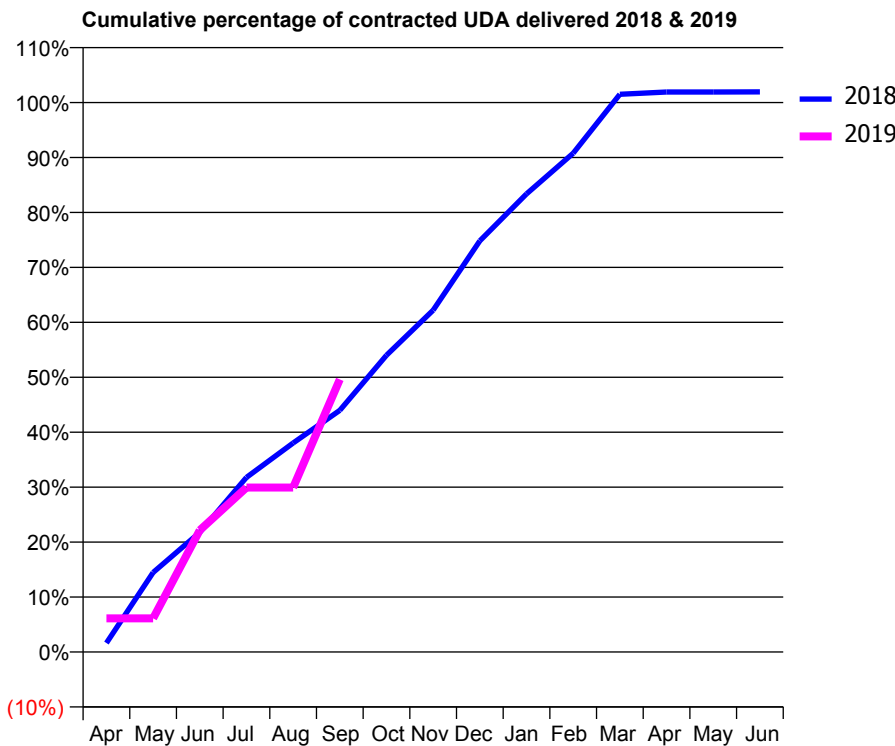
18/19 Contracted general activity (UDA)	3,771
Carry forward general activity (UDA)	0
18/19 Contracted orthodontic activity (UOA)	0
Carry forward orthodontic activity (UOA)	0
Baseline contract value	£82,905.53

### ACCESS\*

Patients seen in 24 months	Total	Change since previous quarter
Quarter ending September 2017	1,093	
Quarter ending December 2017	1,114	→
Quarter ending March 2018	1,128	→
Quarter ending June 2018	1,126	→
Quarter ending September 2018	1,116	→
<b>Variance since September 2017</b>	<b>2.1%</b>	<b>↑</b>



### ACTIVITY



Adjusted Scheduled Activity (UDA)		
Month	2018	2019
April	62	231
May	546	231
June	822	836
July	1,198	1,129
August	1,435	1,129
September	1,659	1,871
October	2,037	
November	2,346	
December	2,821	
January	3,143	
February	3,423	
March	3,828	
April	3,843	
May	3,843	
June	3,844	

### QUALITY

	Quantity	Base Number	Contract	AT	Region	England
% of FP17s for the same patient ID Re-attending within 3 months - Children	33	327	10.1%	9.3%	11.1%	11.6%
% of FP17s for the same patient ID Re-attending within 3 months - Adults	67	599	11.2%	14.9%	15.3%	15.5%
% of FP17s for the same patient ID Re-attending between 3 & 9 months - Children	226	327	69.1%	59.8%	61.1%	58.8%
% of FP17s for the same patient ID Re-attending between 3 & 9 months - Adults	428	599	71.5%	51.6%	52.3%	51.1%
% of FP17s for Band 1 Urgent Courses	31	911	3.4%	9.4%	9.5%	9.0%
% of FP17s Relating to Free Repair or Replacements	0	911	0.0%	0.5%	0.7%	0.8%
% of FP17s Relating to Continuations	1	911	0.1%	0.8%	0.8%	0.9%
% of Patients satisfied with the dentistry they have received	0	0	N/A	92.5%	93.6%	93.3%
% of Patients satisfied with the time they had to wait for an appointment	0	0	N/A	89.8%	88.8%	88.9%

\* This is based on patients treated on this contract for their most recent course of treatment. Figures in italics indicate the base number of FP17s or Patient Questionnaire responses are less than 100. N/A is shown where the base number of responses is less than 10 during the period. % is calculated as Quantity/Base number\*100

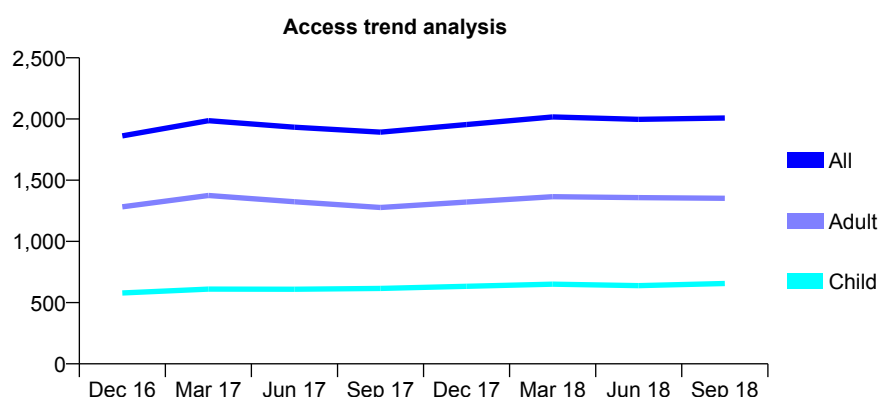
# Q68 - Vital Signs At a Glance Contract Report for 673978/0001 - September 2018

Name or company name	MR F SHARIFZAD
Contract type name	GDS Contract
Purpose of contract	General
Contract start date	01/04/2006
Contract end date	

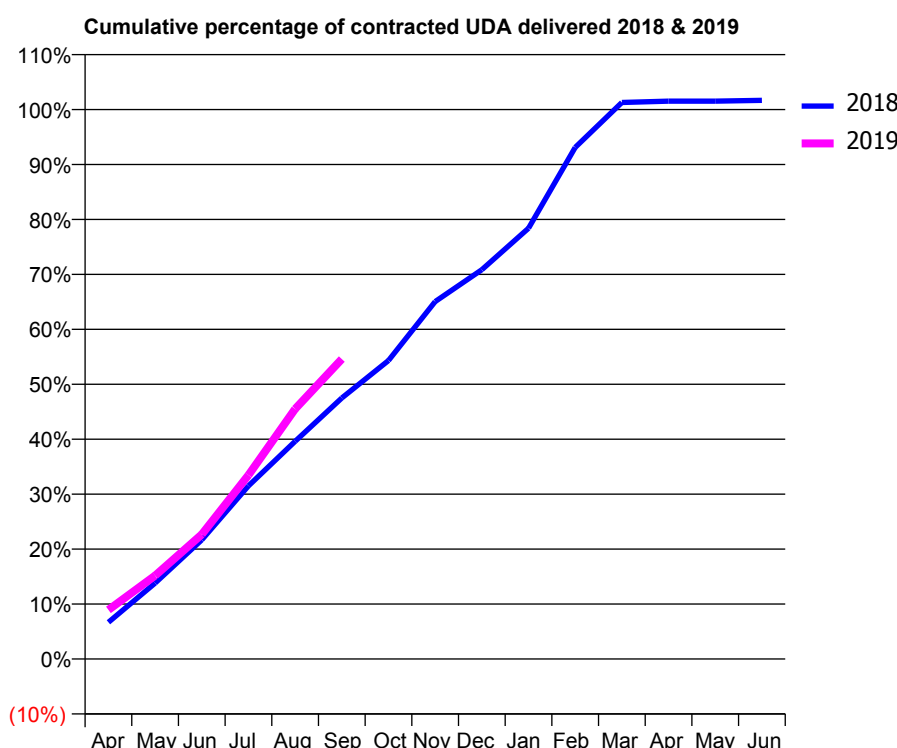
18/19 Contracted general activity (UDA)	5,409
Carry forward general activity (UDA)	0
18/19 Contracted orthodontic activity (UOA)	0
Carry forward orthodontic activity (UOA)	0
Baseline contract value	£135,360.62

## ACCESS\*

Patients seen in 24 months	Total	Change since previous quarter
Quarter ending September 2017	1,893	
Quarter ending December 2017	1,955	↑
Quarter ending March 2018	2,017	↑
Quarter ending June 2018	1,997	→
Quarter ending September 2018	2,008	→
<b>Variance since September 2017</b>	<b>6.1%</b>	<b>↑</b>



## ACTIVITY



Adjusted Scheduled Activity (UDA)		
Month	2018	2019
April	362	484
May	748	821
June	1,173	1,227
July	1,704	1,811
August	2,143	2,462
September	2,570	2,952
October	2,938	
November	3,519	
December	3,832	
January	4,240	
February	5,036	
March	5,478	
April	5,491	
May	5,491	
June	5,499	

## QUALITY

	Quantity	Base Number	Contract	AT	Region	England
% of FP17s for the same patient ID Re-attending within 3 months - Children	54	502	10.8%	9.3%	11.1%	11.6%
% of FP17s for the same patient ID Re-attending within 3 months - Adults	150	891	16.8%	14.9%	15.3%	15.5%
% of FP17s for the same patient ID Re-attending between 3 & 9 months - Children	281	502	56.0%	59.8%	61.1%	58.8%
% of FP17s for the same patient ID Re-attending between 3 & 9 months - Adults	454	891	51.0%	51.6%	52.3%	51.1%
% of FP17s for Band 1 Urgent Courses	192	1,362	14.1%	9.4%	9.5%	9.0%
% of FP17s Relating to Free Repair or Replacements	4	1,362	0.3%	0.5%	0.7%	0.8%
% of FP17s Relating to Continuations	0	1,362	0.0%	0.8%	0.8%	0.9%
% of Patients satisfied with the dentistry they have received	0	0	N/A	92.5%	93.6%	93.3%
% of Patients satisfied with the time they had to wait for an appointment	0	0	N/A	89.8%	88.8%	88.9%

\* This is based on patients treated on this contract for their most recent course of treatment. Figures in italics indicate the base number of FP17s or Patient Questionnaire responses are less than 100. N/A is shown where the base number of responses is less than 10 during the period. % is calculated as Quantity/Base number\*100

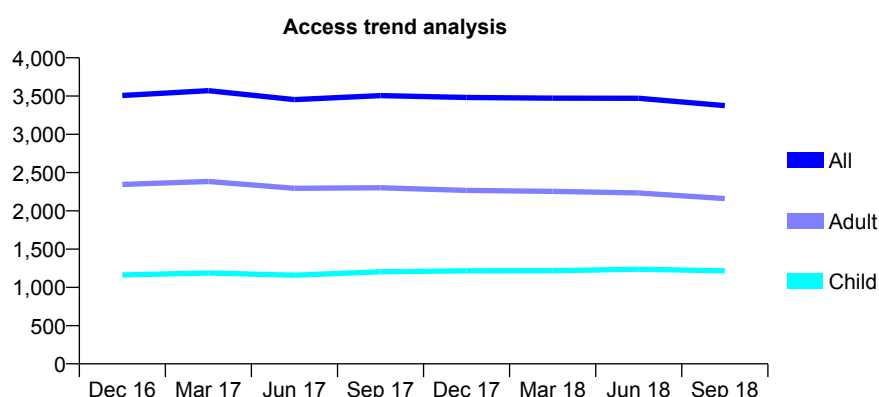
# Q68 - Vital Signs At a Glance Contract Report for 674885/0001 - September 2018

Name or company name	MR HR DARAFSHIAN
Contract type name	GDS Contract
Purpose of contract	General
Contract start date	01/04/2006
Contract end date	

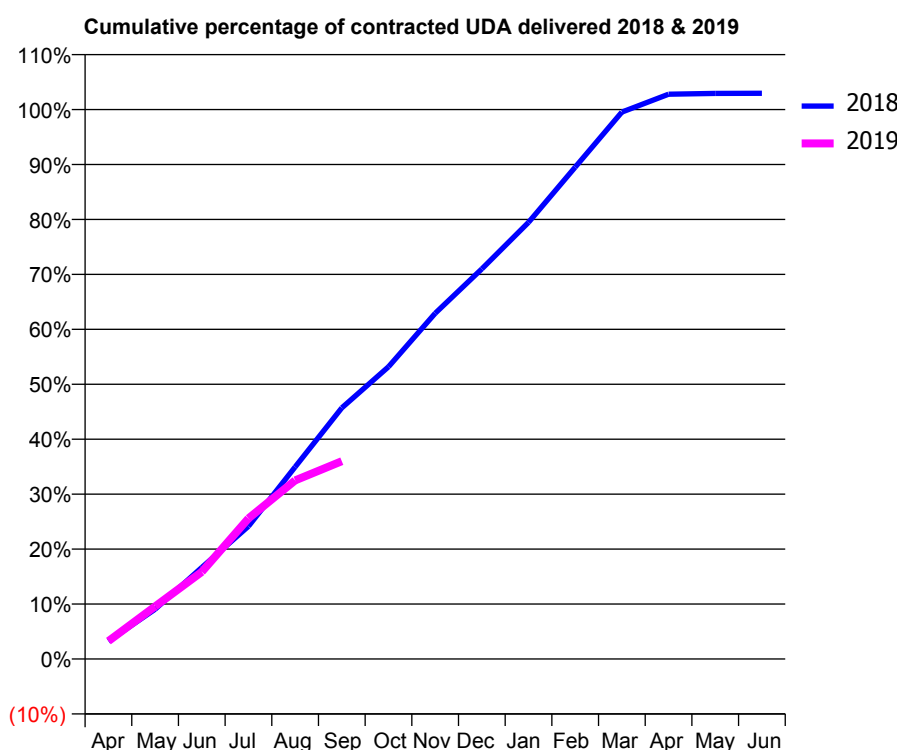
18/19 Contracted general activity (UDA)	11,085
Carry forward general activity (UDA)	0
18/19 Contracted orthodontic activity (UOA)	0
Carry forward orthodontic activity (UOA)	0
Baseline contract value	£304,352.83

## ACCESS\*

Patients seen in 24 months	Total	Change since previous quarter
Quarter ending September 2017	3,506	
Quarter ending December 2017	3,482	→
Quarter ending March 2018	3,473	→
Quarter ending June 2018	3,471	→
Quarter ending September 2018	3,375	↓
<b>Variance since September 2017</b>	<b>(3.7%)</b>	<b>↓</b>



## ACTIVITY



Adjusted Scheduled Activity (UDA)		
Month	2018	2019
April	360	363
May	1,004	1,062
June	1,847	1,758
July	2,679	2,836
August	3,876	3,602
September	5,066	3,991
October	5,894	
November	6,973	
December	7,871	
January	8,809	
February	9,922	
March	11,032	
April	11,395	
May	11,410	
June	11,413	

## QUALITY

	Quantity	Base Number	Contract	AT	Region	England
% of FP17s for the same patient ID Re-attending within 3 months - Children	70	916	7.6%	9.3%	11.1%	11.6%
% of FP17s for the same patient ID Re-attending within 3 months - Adults	251	1,474	17.0%	14.9%	15.3%	15.5%
% of FP17s for the same patient ID Re-attending between 3 & 9 months - Children	649	916	70.9%	59.8%	61.1%	58.8%
% of FP17s for the same patient ID Re-attending between 3 & 9 months - Adults	947	1,474	64.2%	51.6%	52.3%	51.1%
% of FP17s for Band 1 Urgent Courses	319	2,233	14.3%	9.4%	9.5%	9.0%
% of FP17s Relating to Free Repair or Replacements	12	2,233	0.5%	0.5%	0.7%	0.8%
% of FP17s Relating to Continuations	1	2,233	0.0%	0.8%	0.8%	0.9%
% of Patients satisfied with the dentistry they have received	0	0	N/A	92.5%	93.6%	93.3%
% of Patients satisfied with the time they had to wait for an appointment	0	0	N/A	89.8%	88.8%	88.9%

\* This is based on patients treated on this contract for their most recent course of treatment. Figures in italics indicate the base number of FP17s or Patient Questionnaire responses are less than 100. N/A is shown where the base number of responses is less than 10 during the period. % is calculated as Quantity/Base number\*100

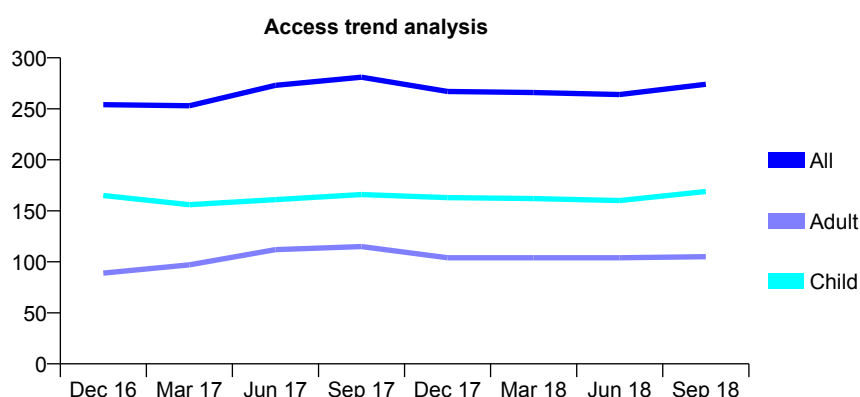
# Q68 - Vital Signs At a Glance Contract Report for 674885/0002 - September 2018

Name or company name	MR HR DARAFSHIAN
Contract type name	GDS Contract
Purpose of contract	General
Contract start date	01/04/2010
Contract end date	

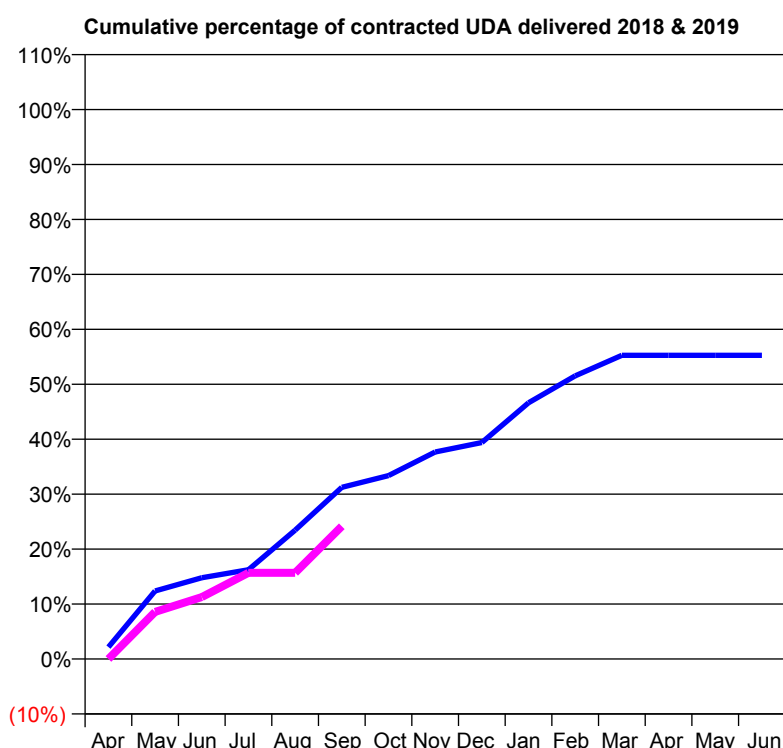
18/19 Contracted general activity (UDA)	1,000
Carry forward general activity (UDA)	0
18/19 Contracted orthodontic activity (UOA)	0
Carry forward orthodontic activity (UOA)	0
Baseline contract value	£27,456.27

## ACCESS\*

Patients seen in 24 months	Total	Change since previous quarter
Quarter ending September 2017	281	
Quarter ending December 2017	267	↓
Quarter ending March 2018	266	→
Quarter ending June 2018	264	→
Quarter ending September 2018	274	↑
Variance since September 2017	(2.5%)	↓



## ACTIVITY



Adjusted Scheduled Activity (UDA)		
Month	2018	2019
April	22	0
May	124	86
June	148	113
July	162	157
August	235	157
September	312	242
October	334	
November	377	
December	394	
January	466	
February	515	
March	553	
April	553	
May	553	
June	553	

## QUALITY

	Quantity	Base Number	Contract	AT	Region	England
% of FP17s for the same patient ID Re-attending within 3 months - Children	2	111	1.8%	9.3%	11.1%	11.6%
% of FP17s for the same patient ID Re-attending within 3 months - Adults	5	43	11.6%	14.9%	15.3%	15.5%
% of FP17s for the same patient ID Re-attending between 3 & 9 months - Children	45	111	40.5%	59.8%	61.1%	58.8%
% of FP17s for the same patient ID Re-attending between 3 & 9 months - Adults	14	43	32.6%	51.6%	52.3%	51.1%
% of FP17s for Band 1 Urgent Courses	13	154	8.4%	9.4%	9.5%	9.0%
% of FP17s Relating to Free Repair or Replacements	0	154	0.0%	0.5%	0.7%	0.8%
% of FP17s Relating to Continuations	0	154	0.0%	0.8%	0.8%	0.9%
% of Patients satisfied with the dentistry they have received	0	0	N/A	92.5%	93.6%	93.3%
% of Patients satisfied with the time they had to wait for an appointment	0	0	N/A	89.8%	88.8%	88.9%

\* This is based on patients treated on this contract for their most recent course of treatment. Figures in italics indicate the base number of FP17s or Patient Questionnaire responses are less than 100. N/A is shown where the base number of responses is less than 10 during the period. % is calculated as Quantity/Base number\*100

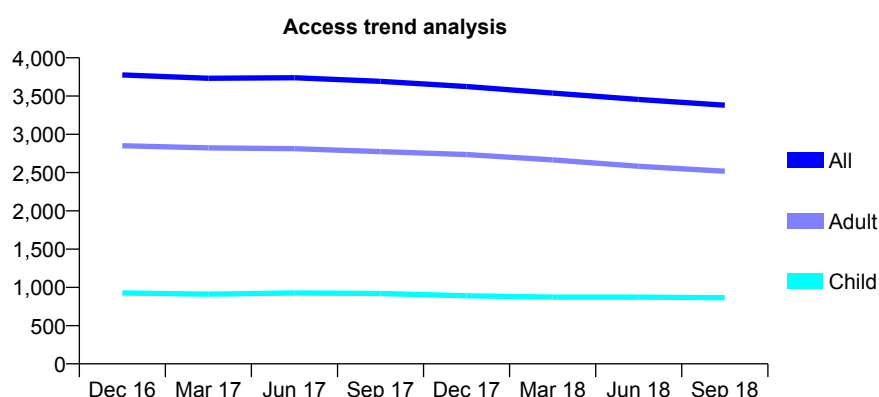
# Q68 - Vital Signs At a Glance Contract Report for 677302/0001 - September 2018

Name or company name	MR M POURANI
Contract type name	GDS Contract
Purpose of contract	General
Contract start date	01/04/2006
Contract end date	

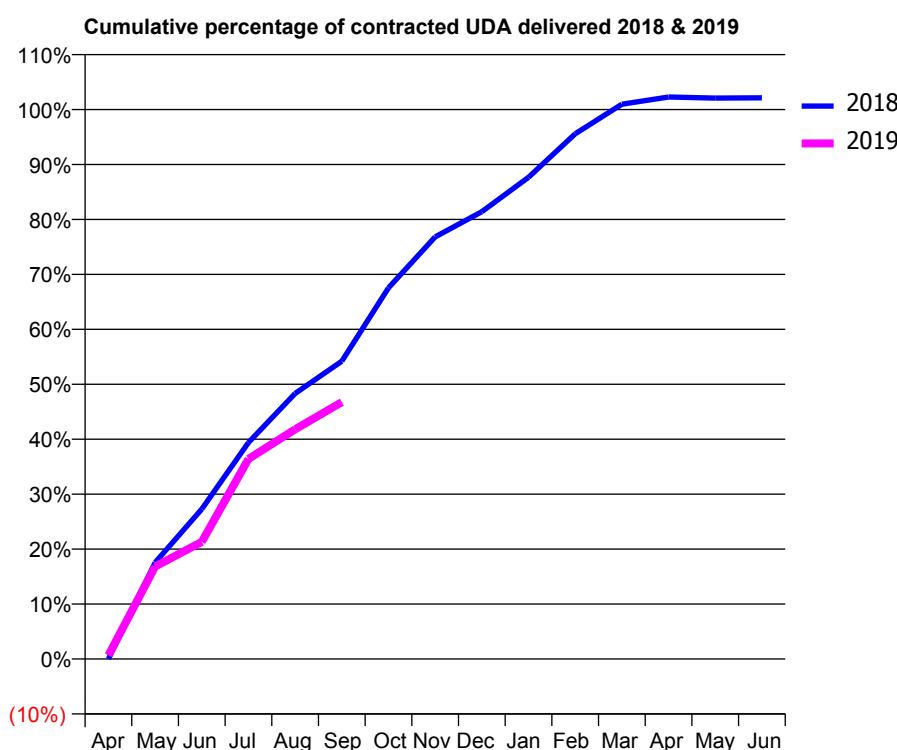
18/19 Contracted general activity (UDA)	14,100
Carry forward general activity (UDA)	0
18/19 Contracted orthodontic activity (UOA)	0
Carry forward orthodontic activity (UOA)	0
Baseline contract value	£457,335.22

## ACCESS\*

Patients seen in 24 months	Total	Change since previous quarter
Quarter ending September 2017	3,693	
Quarter ending December 2017	3,624	↓
Quarter ending March 2018	3,539	↓
Quarter ending June 2018	3,455	↓
Quarter ending September 2018	3,381	↓
<b>Variance since September 2017</b>	<b>(8.4%)</b>	<b>↓</b>



## ACTIVITY



Adjusted Scheduled Activity (UDA)		
Month	2018	2019
April	0	95
May	2,474	2,375
June	3,847	3,007
July	5,553	5,134
August	6,815	5,894
September	7,641	6,592
October	9,526	
November	10,833	
December	11,476	
January	12,360	
February	13,477	
March	14,234	
April	14,420	
May	14,395	
June	14,401	

## QUALITY

	Quantity	Base Number	Contract	AT	Region	England
% of FP17s for the same patient ID Re-attending within 3 months - Children	35	536	6.5%	9.3%	11.1%	11.6%
% of FP17s for the same patient ID Re-attending within 3 months - Adults	152	1,597	9.5%	14.9%	15.3%	15.5%
% of FP17s for the same patient ID Re-attending between 3 & 9 months - Children	291	536	54.3%	59.8%	61.1%	58.8%
% of FP17s for the same patient ID Re-attending between 3 & 9 months - Adults	1,014	1,597	63.5%	51.6%	52.3%	51.1%
% of FP17s for Band 1 Urgent Courses	30	2,037	1.5%	9.4%	9.5%	9.0%
% of FP17s Relating to Free Repair or Replacements	14	2,037	0.7%	0.5%	0.7%	0.8%
% of FP17s Relating to Continuations	1	2,037	0.0%	0.8%	0.8%	0.9%
% of Patients satisfied with the dentistry they have received	2	3	N/A	92.5%	93.6%	93.3%
% of Patients satisfied with the time they had to wait for an appointment	2	3	N/A	89.8%	88.8%	88.9%

\* This is based on patients treated on this contract for their most recent course of treatment. Figures in italics indicate the base number of FP17s or Patient Questionnaire responses are less than 100. N/A is shown where the base number of responses is less than 10 during the period. % is calculated as Quantity/Base number\*100

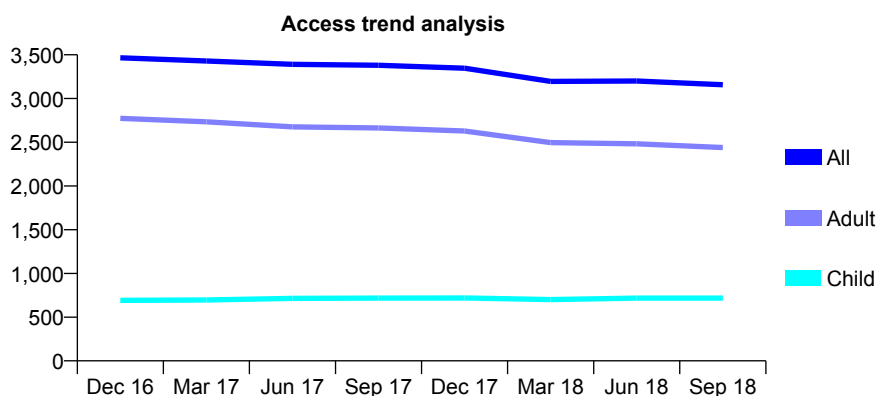
## Q68 - Vital Signs At a Glance Contract Report for 680885/0002 - September 2018

Name or company name	MR A JAFARI
Contract type name	GDS Contract
Purpose of contract	General
Contract start date	01/07/2010
Contract end date	

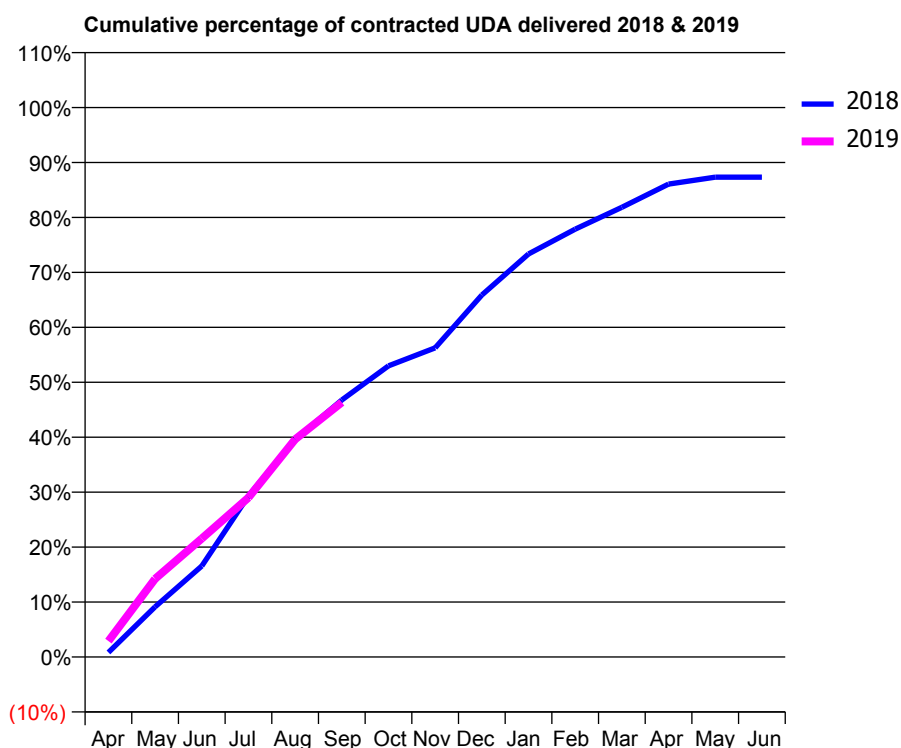
18/19 Contracted general activity (UDA)	9,714
Carry forward general activity (UDA)	0
18/19 Contracted orthodontic activity (UOA)	0
Carry forward orthodontic activity (UOA)	0
Baseline contract value	£261,006.33

### ACCESS\*

Patients seen in 24 months	Total	Change since previous quarter
Quarter ending September 2017	3,380	
Quarter ending December 2017	3,347	→
Quarter ending March 2018	3,196	↓
Quarter ending June 2018	3,200	→
Quarter ending September 2018	3,157	↓
<b>Variance since September 2017</b>	<b>(6.6%)</b>	<b>↓</b>



### ACTIVITY



Adjusted Scheduled Activity (UDA)		
Month	2018	2019
April	81	283
May	887	1,381
June	1,609	2,094
July	2,849	2,818
August	3,846	3,849
September	4,545	4,500
October	5,148	
November	5,465	
December	6,400	
January	7,124	
February	7,563	
March	7,951	
April	8,360	
May	8,484	
June	8,484	

### QUALITY

	Quantity	Base Number	Contract	AT	Region	England
% of FP17s for the same patient ID Re-attending within 3 months - Children	31	486	6.4%	9.3%	11.1%	11.6%
% of FP17s for the same patient ID Re-attending within 3 months - Adults	256	1,608	15.9%	14.9%	15.3%	15.5%
% of FP17s for the same patient ID Re-attending between 3 & 9 months - Children	218	486	44.9%	59.8%	61.1%	58.8%
% of FP17s for the same patient ID Re-attending between 3 & 9 months - Adults	532	1,608	33.1%	51.6%	52.3%	51.1%
% of FP17s for Band 1 Urgent Courses	256	1,849	13.8%	9.4%	9.5%	9.0%
% of FP17s Relating to Free Repair or Replacements	2	1,849	0.1%	0.5%	0.7%	0.8%
% of FP17s Relating to Continuations	19	1,849	1.0%	0.8%	0.8%	0.9%
% of Patients satisfied with the dentistry they have received	1	1	N/A	92.5%	93.6%	93.3%
% of Patients satisfied with the time they had to wait for an appointment	1	1	N/A	89.8%	88.8%	88.9%

\* This is based on patients treated on this contract for their most recent course of treatment. Figures in italics indicate the base number of FP17s or Patient Questionnaire responses are less than 100. N/A is shown where the base number of responses is less than 10 during the period. % is calculated as Quantity/Base number\*100



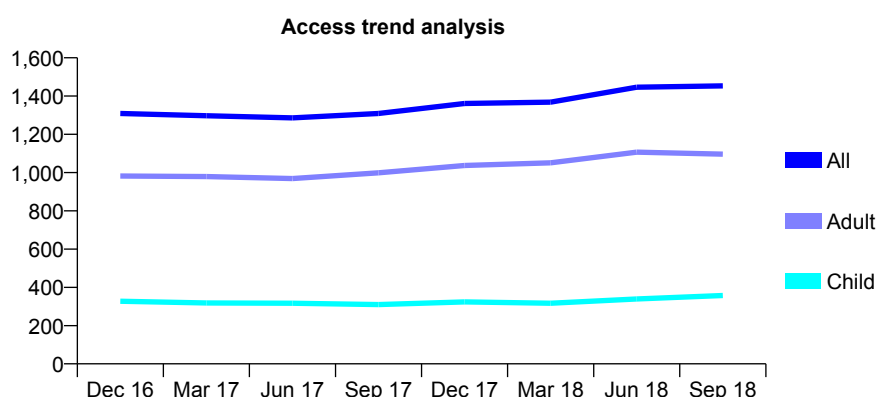
# Q68 - Vital Signs At a Glance Contract Report for 680885/0003 - September 2018

Name or company name	MR A JAFARI
Contract type name	GDS Contract
Purpose of contract	General
Contract start date	01/02/2013
Contract end date	

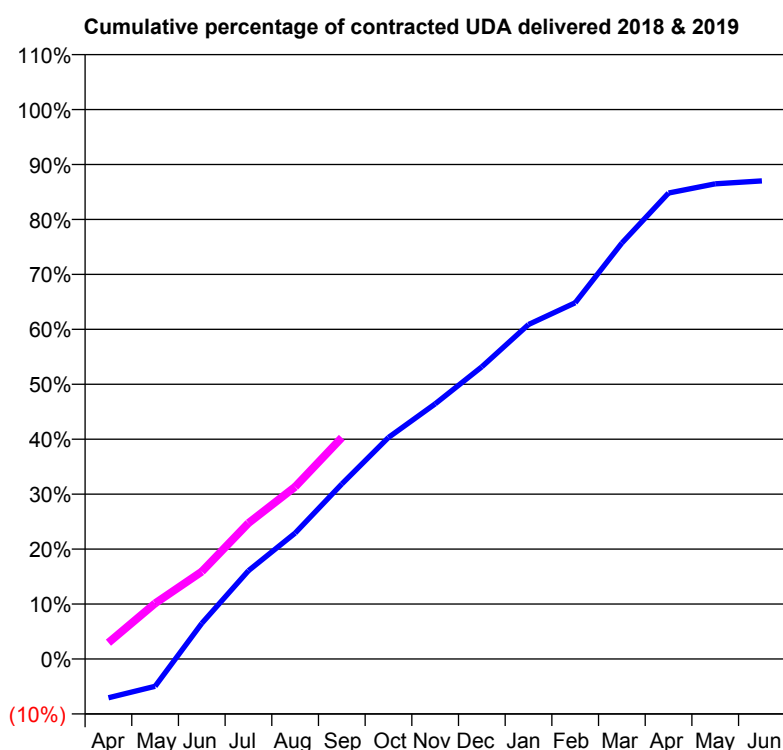
18/19 Contracted general activity (UDA)	5,000
Carry forward general activity (UDA)	0
18/19 Contracted orthodontic activity (UOA)	0
Carry forward orthodontic activity (UOA)	0
Baseline contract value	£130,925.33

## ACCESS\*

Patients seen in 24 months	Total	Change since previous quarter
Quarter ending September 2017	1,309	
Quarter ending December 2017	1,361	↑
Quarter ending March 2018	1,368	→
Quarter ending June 2018	1,446	↑
Quarter ending September 2018	1,453	→
<b>Variance since September 2017</b>	<b>11.0%</b>	<b>↑</b>



## ACTIVITY



Adjusted Scheduled Activity (UDA)		
Month	2018	2019
April	-354	148
May	-249	506
June	324	795
July	803	1,237
August	1,145	1,567
September	1,593	2,014
October	2,015	
November	2,321	
December	2,659	
January	3,044	
February	3,241	
March	3,785	
April	4,240	
May	4,324	
June	4,351	

## QUALITY

	Quantity	Base Number	Contract	AT	Region	England
% of FP17s for the same patient ID Re-attending within 3 months - Children	17	247	6.9%	9.3%	11.1%	11.6%
% of FP17s for the same patient ID Re-attending within 3 months - Adults	111	718	15.5%	14.9%	15.3%	15.5%
% of FP17s for the same patient ID Re-attending between 3 & 9 months - Children	97	247	39.3%	59.8%	61.1%	58.8%
% of FP17s for the same patient ID Re-attending between 3 & 9 months - Adults	228	718	31.8%	51.6%	52.3%	51.1%
% of FP17s for Band 1 Urgent Courses	157	819	19.2%	9.4%	9.5%	9.0%
% of FP17s Relating to Free Repair or Replacements	1	819	0.1%	0.5%	0.7%	0.8%
% of FP17s Relating to Continuations	8	819	1.0%	0.8%	0.8%	0.9%
% of Patients satisfied with the dentistry they have received	1	1	N/A	92.5%	93.6%	93.3%
% of Patients satisfied with the time they had to wait for an appointment	0	1	N/A	89.8%	88.8%	88.9%

\* This is based on patients treated on this contract for their most recent course of treatment. Figures in italics indicate the base number of FP17s or Patient Questionnaire responses are less than 100. N/A is shown where the base number of responses is less than 10 during the period. % is calculated as Quantity/Base number\*100

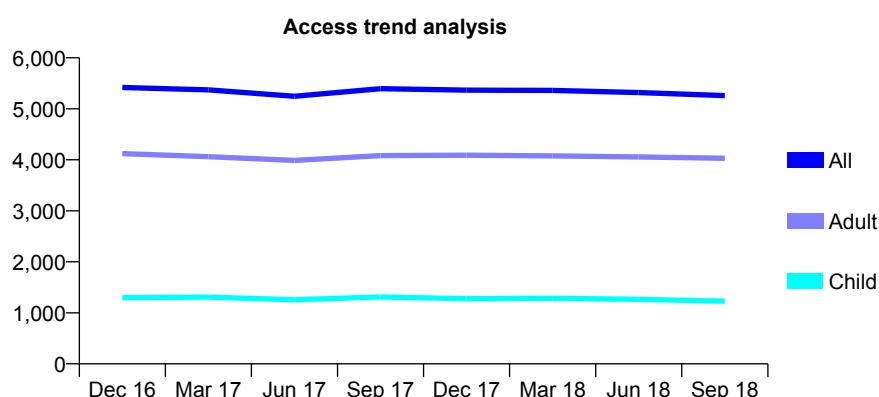
# Q68 - Vital Signs At a Glance Contract Report for 680923/0001 - September 2018

Name or company name	MR K AMIRAZODY
Contract type name	GDS Contract
Purpose of contract	General
Contract start date	01/04/2006
Contract end date	

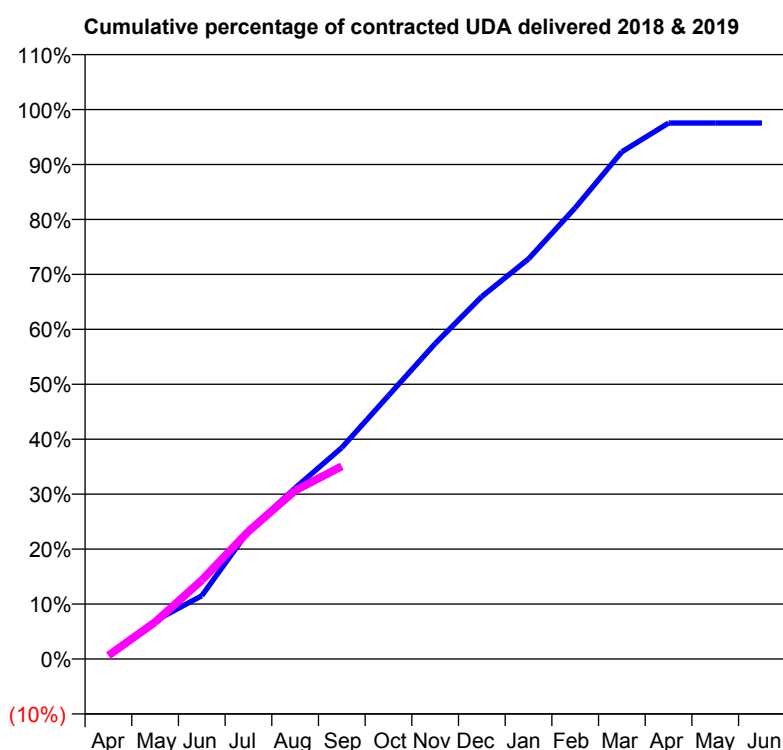
18/19 Contracted general activity (UDA)	15,830
Carry forward general activity (UDA)	389
18/19 Contracted orthodontic activity (UOA)	0
Carry forward orthodontic activity (UOA)	0
Baseline contract value	£446,604.23

## ACCESS\*

Patients seen in 24 months	Total	Change since previous quarter
Quarter ending September 2017	5,395	
Quarter ending December 2017	5,365	→
Quarter ending March 2018	5,362	→
Quarter ending June 2018	5,319	→
Quarter ending September 2018	5,259	↓
<b>Variance since September 2017</b>	<b>(2.5%)</b>	<b>↓</b>



## ACTIVITY



Adjusted Scheduled Activity (UDA)		
Month	2018	2019
April	119	103
May	1,102	1,064
June	1,822	2,271
July	3,689	3,677
August	4,926	4,853
September	6,092	5,551
October	7,589	
November	9,085	
December	10,443	
January	11,525	
February	12,999	
March	14,612	
April	15,440	
May	15,440	
June	15,440	

## QUALITY

	Quantity	Base Number	Contract	AT	Region	England
% of FP17s for the same patient ID Re-attending within 3 months - Children	24	649	3.7%	9.3%	11.1%	11.6%
% of FP17s for the same patient ID Re-attending within 3 months - Adults	168	2,140	7.9%	14.9%	15.3%	15.5%
% of FP17s for the same patient ID Re-attending between 3 & 9 months - Children	314	649	48.4%	59.8%	61.1%	58.8%
% of FP17s for the same patient ID Re-attending between 3 & 9 months - Adults	1,152	2,140	53.8%	51.6%	52.3%	51.1%
% of FP17s for Band 1 Urgent Courses	18	2,469	0.7%	9.4%	9.5%	9.0%
% of FP17s Relating to Free Repair or Replacements	19	2,469	0.8%	0.5%	0.7%	0.8%
% of FP17s Relating to Continuations	8	2,469	0.3%	0.8%	0.8%	0.9%
% of Patients satisfied with the dentistry they have received	2	2	N/A	92.5%	93.6%	93.3%
% of Patients satisfied with the time they had to wait for an appointment	2	2	N/A	89.8%	88.8%	88.9%

\* This is based on patients treated on this contract for their most recent course of treatment. Figures in italics indicate the base number of FP17s or Patient Questionnaire responses are less than 100. N/A is shown where the base number of responses is less than 10 during the period. % is calculated as Quantity/Base number\*100

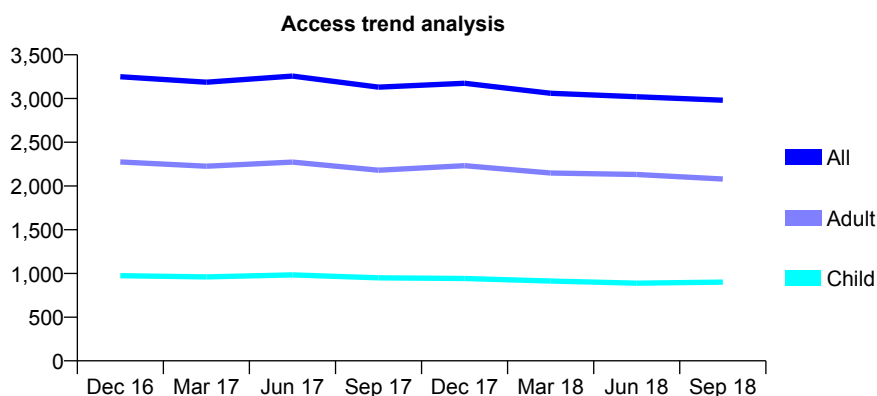
## Q68 - Vital Signs At a Glance Contract Report for 681881/0001 - September 2018

Name or company name	MR S YOURDSHAHYAN
Contract type name	GDS Contract
Purpose of contract	General
Contract start date	01/04/2006
Contract end date	

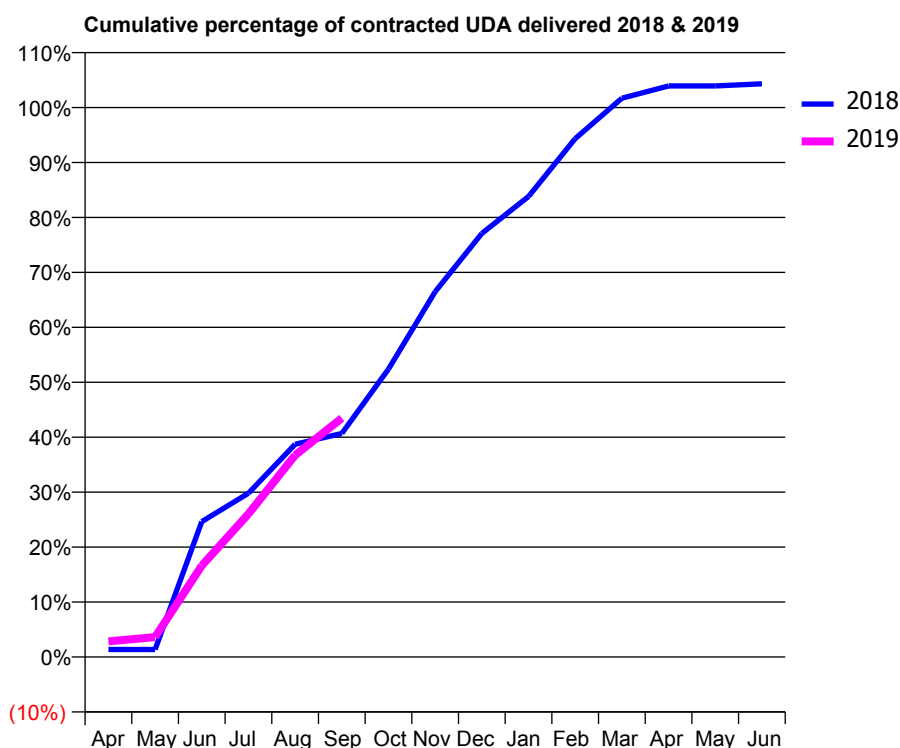
18/19 Contracted general activity (UDA)	8,170
Carry forward general activity (UDA)	0
18/19 Contracted orthodontic activity (UOA)	0
Carry forward orthodontic activity (UOA)	0
Baseline contract value	£252,755.82

### ACCESS\*

Patients seen in 24 months	Total	Change since previous quarter
Quarter ending September 2017	3,130	
Quarter ending December 2017	3,174	→
Quarter ending March 2018	3,060	↓
Quarter ending June 2018	3,020	↓
Quarter ending September 2018	2,980	↓
<b>Variance since September 2017</b>	<b>(4.8%)</b>	<b>↓</b>



### ACTIVITY



Adjusted Scheduled Activity (UDA)		
Month	2018	2019
April	113	233
May	113	296
June	2,013	1,359
July	2,436	2,128
August	3,163	3,000
September	3,325	3,552
October	4,281	
November	5,432	
December	6,297	
January	6,847	
February	7,707	
March	8,308	
April	8,491	
May	8,491	
June	8,522	

### QUALITY

	Quantity	Base Number	Contract	AT	Region	England
% of FP17s for the same patient ID Re-attending within 3 months - Children	25	621	4.0%	9.3%	11.1%	11.6%
% of FP17s for the same patient ID Re-attending within 3 months - Adults	77	1,015	7.6%	14.9%	15.3%	15.5%
% of FP17s for the same patient ID Re-attending between 3 & 9 months - Children	344	621	55.4%	59.8%	61.1%	58.8%
% of FP17s for the same patient ID Re-attending between 3 & 9 months - Adults	415	1,015	40.9%	51.6%	52.3%	51.1%
% of FP17s for Band 1 Urgent Courses	54	1,539	3.5%	9.4%	9.5%	9.0%
% of FP17s Relating to Free Repair or Replacements	3	1,539	0.2%	0.5%	0.7%	0.8%
% of FP17s Relating to Continuations	0	1,539	0.0%	0.8%	0.8%	0.9%
% of Patients satisfied with the dentistry they have received	1	2	N/A	92.5%	93.6%	93.3%
% of Patients satisfied with the time they had to wait for an appointment	1	2	N/A	89.8%	88.8%	88.9%

\* This is based on patients treated on this contract for their most recent course of treatment. Figures in italics indicate the base number of FP17s or Patient Questionnaire responses are less than 100. N/A is shown where the base number of responses is less than 10 during the period. % is calculated as Quantity/Base number\*100

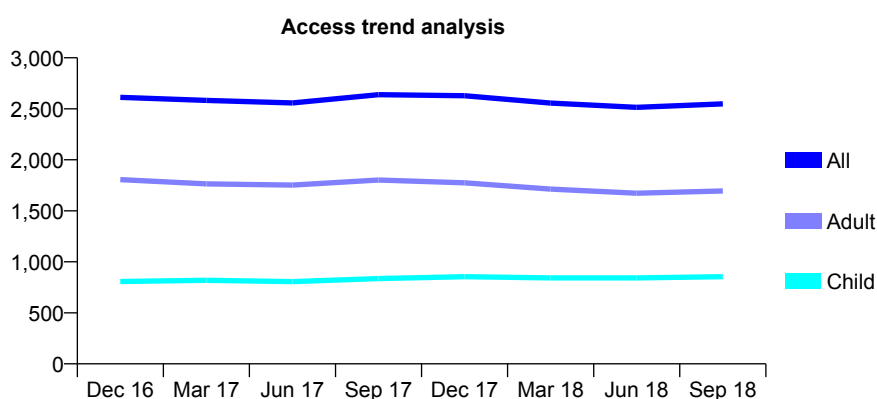
## Q68 - Vital Signs At a Glance Contract Report for 683736/0001 - September 2018

Name or company name	MRS A RAHIM
Contract type name	GDS Contract
Purpose of contract	General
Contract start date	01/03/2008
Contract end date	

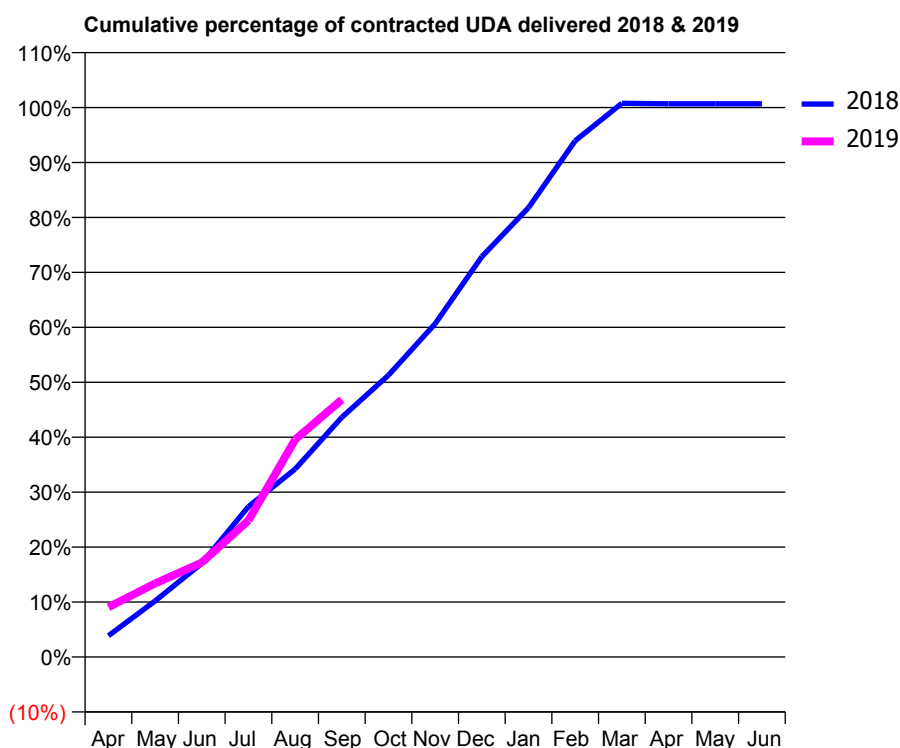
18/19 Contracted general activity (UDA)	6,800
Carry forward general activity (UDA)	0
18/19 Contracted orthodontic activity (UOA)	0
Carry forward orthodontic activity (UOA)	0
Baseline contract value	£165,961.24

### ACCESS\*

Patients seen in 24 months	Total	Change since previous quarter
Quarter ending September 2017	2,638	
Quarter ending December 2017	2,628	→
Quarter ending March 2018	2,556	↓
Quarter ending June 2018	2,515	↓
Quarter ending September 2018	2,549	→
<b>Variance since September 2017</b>	<b>(3.4%)</b>	<b>↓</b>



### ACTIVITY



Adjusted Scheduled Activity (UDA)		
Month	2018	2019
April	264	616
May	694	910
June	1,159	1,170
July	1,862	1,690
August	2,325	2,690
September	2,967	3,186
October	3,488	
November	4,124	
December	4,954	
January	5,560	
February	6,388	
March	6,852	
April	6,846	
May	6,846	
June	6,846	

### QUALITY

	Quantity	Base Number	Contract	AT	Region	England
% of FP17s for the same patient ID Re-attending within 3 months - Children	25	657	3.8%	9.3%	11.1%	11.6%
% of FP17s for the same patient ID Re-attending within 3 months - Adults	184	1,234	14.9%	14.9%	15.3%	15.5%
% of FP17s for the same patient ID Re-attending between 3 & 9 months - Children	457	657	69.6%	59.8%	61.1%	58.8%
% of FP17s for the same patient ID Re-attending between 3 & 9 months - Adults	728	1,234	59.0%	51.6%	52.3%	51.1%
% of FP17s for Band 1 Urgent Courses	151	1,876	8.0%	9.4%	9.5%	9.0%
% of FP17s Relating to Free Repair or Replacements	10	1,876	0.5%	0.5%	0.7%	0.8%
% of FP17s Relating to Continuations	4	1,876	0.2%	0.8%	0.8%	0.9%
% of Patients satisfied with the dentistry they have received	2	2	N/A	92.5%	93.6%	93.3%
% of Patients satisfied with the time they had to wait for an appointment	2	2	N/A	89.8%	88.8%	88.9%

\* This is based on patients treated on this contract for their most recent course of treatment. Figures in italics indicate the base number of FP17s or Patient Questionnaire responses are less than 100. N/A is shown where the base number of responses is less than 10 during the period. % is calculated as Quantity/Base number\*100

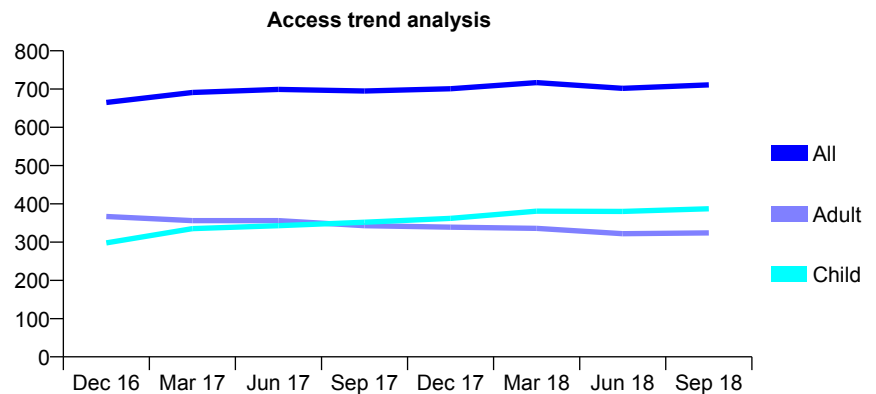
## Q68 - Vital Signs At a Glance Contract Report for 684112/0001 - September 2018

Name or company name	MR TS SOOSAIPILLAI
Contract type name	GDS Contract
Purpose of contract	General
Contract start date	01/04/2006
Contract end date	

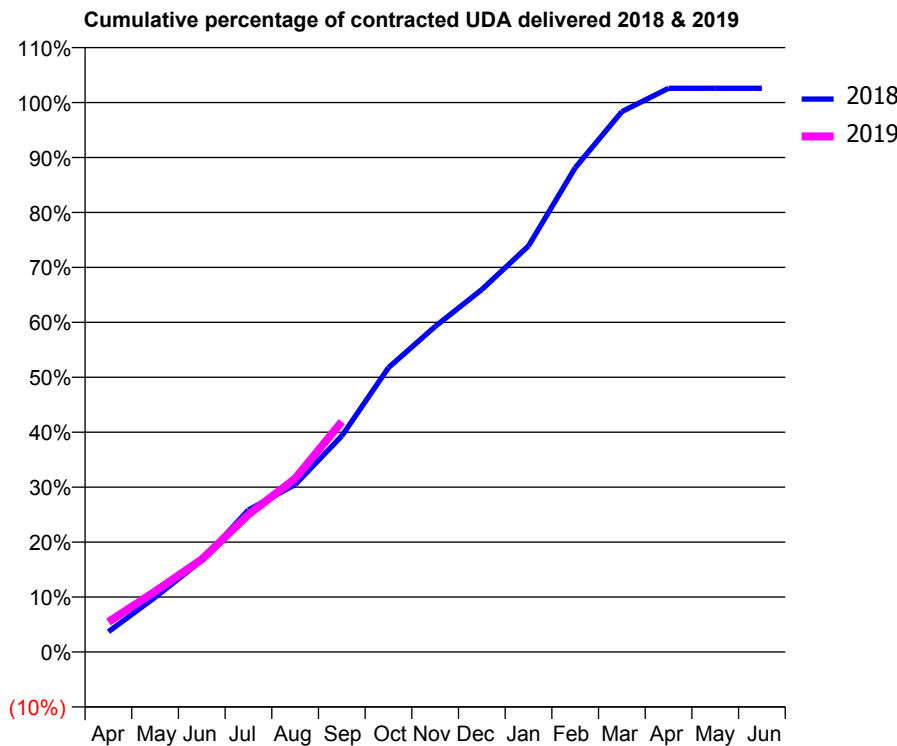
18/19 Contracted general activity (UDA)	1,978
Carry forward general activity (UDA)	0
18/19 Contracted orthodontic activity (UOA)	0
Carry forward orthodontic activity (UOA)	0
Baseline contract value	£46,587.44

### ACCESS\*

Patients seen in 24 months	Total	Change since previous quarter
Quarter ending September 2017	695	
Quarter ending December 2017	701	→
Quarter ending March 2018	717	↑
Quarter ending June 2018	702	↓
Quarter ending September 2018	711	→
<b>Variance since September 2017</b>	<b>2.3%</b>	<b>↑</b>



### ACTIVITY



Adjusted Scheduled Activity (UDA)		
Month	2018	2019
April	73	108
May	197	218
June	330	333
July	511	495
August	603	624
September	778	829
October	1,024	
November	1,172	
December	1,305	
January	1,462	
February	1,743	
March	1,945	
April	2,029	
May	2,029	
June	2,029	

### QUALITY

	Quantity	Base Number	Contract	AT	Region	England
% of FP17s for the same patient ID Re-attending within 3 months - Children	60	394	15.2%	9.3%	11.1%	11.6%
% of FP17s for the same patient ID Re-attending within 3 months - Adults	10	227	4.4%	14.9%	15.3%	15.5%
% of FP17s for the same patient ID Re-attending between 3 & 9 months - Children	268	394	68.0%	59.8%	61.1%	58.8%
% of FP17s for the same patient ID Re-attending between 3 & 9 months - Adults	167	227	73.6%	51.6%	52.3%	51.1%
% of FP17s for Band 1 Urgent Courses	2	554	0.4%	9.4%	9.5%	9.0%
% of FP17s Relating to Free Repair or Replacements	0	554	0.0%	0.5%	0.7%	0.8%
% of FP17s Relating to Continuations	1	554	0.2%	0.8%	0.8%	0.9%
% of Patients satisfied with the dentistry they have received	0	0	N/A	92.5%	93.6%	93.3%
% of Patients satisfied with the time they had to wait for an appointment	0	0	N/A	89.8%	88.8%	88.9%

\* This is based on patients treated on this contract for their most recent course of treatment. Figures in italics indicate the base number of FP17s or Patient Questionnaire responses are less than 100. N/A is shown where the base number of responses is less than 10 during the period. % is calculated as Quantity/Base number\*100

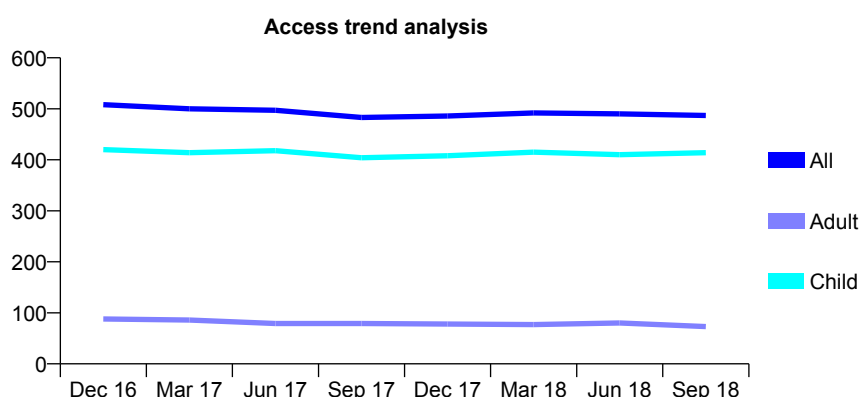
# Q68 - Vital Signs At a Glance Contract Report for 688746/0001 - September 2018

Name or company name	MR G KHEDUN
Contract type name	GDS Contract
Purpose of contract	General
Contract start date	18/09/2008
Contract end date	

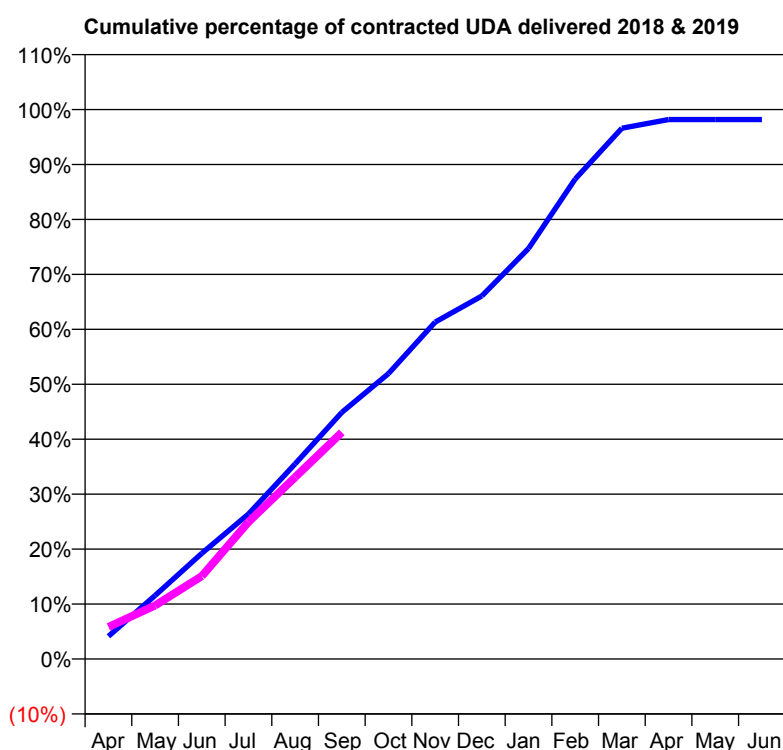
18/19 Contracted general activity (UDA)	822
Carry forward general activity (UDA)	15
18/19 Contracted orthodontic activity (UOA)	0
Carry forward orthodontic activity (UOA)	0
Baseline contract value	£19,165.80

## ACCESS\*

Patients seen in 24 months	Total	Change since previous quarter
Quarter ending September 2017	483	
Quarter ending December 2017	486	→
Quarter ending March 2018	492	→
Quarter ending June 2018	490	→
Quarter ending September 2018	487	→
<b>Variance since September 2017</b>	<b>0.8%</b>	<b>→</b>



## ACTIVITY



Adjusted Scheduled Activity (UDA)		
Month	2018	2019
April	34	48
May	95	80
June	158	124
July	217	205
August	292	272
September	369	339
October	427	
November	504	
December	543	
January	614	
February	718	
March	794	
April	807	
May	807	
June	807	

## QUALITY

	Quantity	Base Number	Contract	AT	Region	England
% of FP17s for the same patient ID Re-attending within 3 months - Children	4	289	1.4%	9.3%	11.1%	11.6%
% of FP17s for the same patient ID Re-attending within 3 months - Adults	0	20	0.0%	14.9%	15.3%	15.5%
% of FP17s for the same patient ID Re-attending between 3 & 9 months - Children	197	289	68.2%	59.8%	61.1%	58.8%
% of FP17s for the same patient ID Re-attending between 3 & 9 months - Adults	8	20	40.0%	51.6%	52.3%	51.1%
% of FP17s for Band 1 Urgent Courses	0	298	0.0%	9.4%	9.5%	9.0%
% of FP17s Relating to Free Repair or Replacements	0	298	0.0%	0.5%	0.7%	0.8%
% of FP17s Relating to Continuations	0	298	0.0%	0.8%	0.8%	0.9%
% of Patients satisfied with the dentistry they have received	0	0	N/A	92.5%	93.6%	93.3%
% of Patients satisfied with the time they had to wait for an appointment	0	0	N/A	89.8%	88.8%	88.9%

\* This is based on patients treated on this contract for their most recent course of treatment. Figures in italics indicate the base number of FP17s or Patient Questionnaire responses are less than 100. N/A is shown where the base number of responses is less than 10 during the period. % is calculated as Quantity/Base number\*100

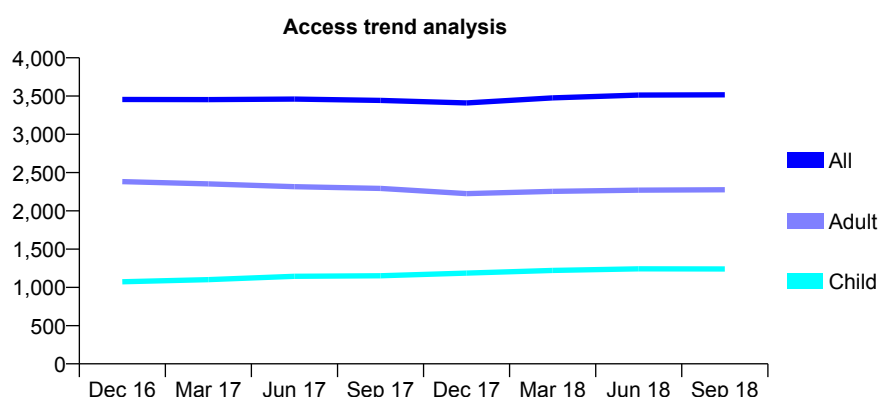
# Q68 - Vital Signs At a Glance Contract Report for 689416/0002 - September 2018

Name or company name	MR MB PATEL
Contract type name	GDS Contract
Purpose of contract	General
Contract start date	19/09/2008
Contract end date	

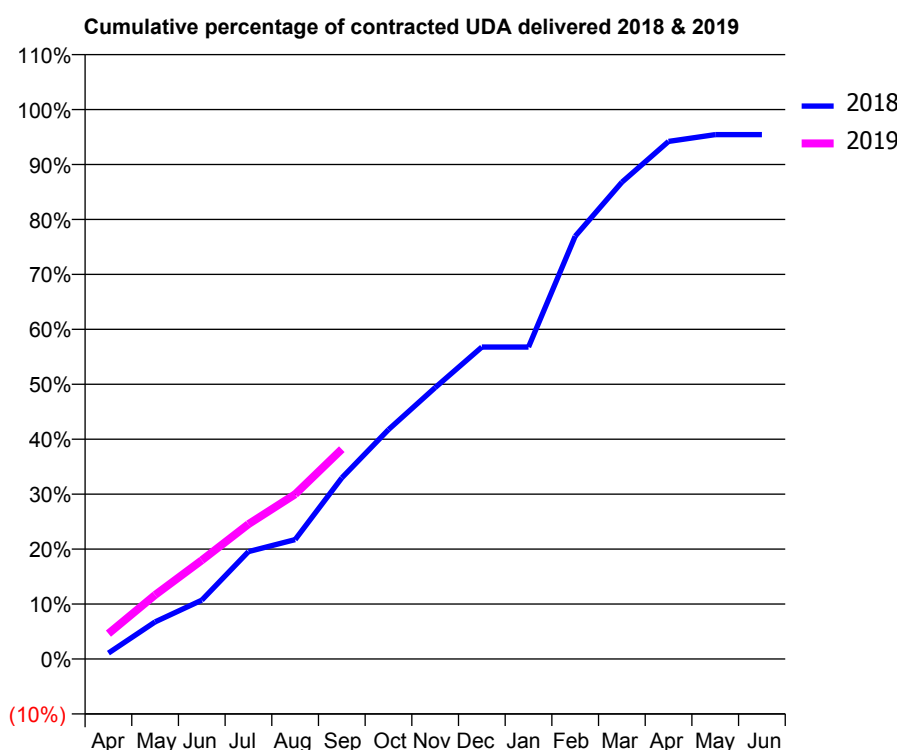
18/19 Contracted general activity (UDA)	9,500
Carry forward general activity (UDA)	0
18/19 Contracted orthodontic activity (UOA)	0
Carry forward orthodontic activity (UOA)	0
Baseline contract value	£245,132.35

## ACCESS\*

Patients seen in 24 months	Total	Change since previous quarter
Quarter ending September 2017	3,444	
Quarter ending December 2017	3,410	→
Quarter ending March 2018	3,476	→
Quarter ending June 2018	3,513	→
Quarter ending September 2018	3,516	→
<b>Variance since September 2017</b>	<b>2.1%</b>	<b>↑</b>



## ACTIVITY



Adjusted Scheduled Activity (UDA)		
Month	2018	2019
April	114	439
May	709	1,109
June	1,125	1,708
July	2,053	2,332
August	2,283	2,848
September	3,461	3,628
October	4,383	
November	5,187	
December	5,962	
January	5,962	
February	8,077	
March	9,109	
April	9,891	
May	10,021	
June	10,021	

## QUALITY

	Quantity	Base Number	Contract	AT	Region	England
% of FP17s for the same patient ID Re-attending within 3 months - Children	55	796	6.9%	9.3%	11.1%	11.6%
% of FP17s for the same patient ID Re-attending within 3 months - Adults	115	1,129	10.2%	14.9%	15.3%	15.5%
% of FP17s for the same patient ID Re-attending between 3 & 9 months - Children	502	796	63.1%	59.8%	61.1%	58.8%
% of FP17s for the same patient ID Re-attending between 3 & 9 months - Adults	489	1,129	43.3%	51.6%	52.3%	51.1%
% of FP17s for Band 1 Urgent Courses	151	1,677	9.0%	9.4%	9.5%	9.0%
% of FP17s Relating to Free Repair or Replacements	10	1,677	0.6%	0.5%	0.7%	0.8%
% of FP17s Relating to Continuations	4	1,677	0.2%	0.8%	0.8%	0.9%
% of Patients satisfied with the dentistry they have received	5	5	N/A	92.5%	93.6%	93.3%
% of Patients satisfied with the time they had to wait for an appointment	5	5	N/A	89.8%	88.8%	88.9%

\* This is based on patients treated on this contract for their most recent course of treatment. Figures in italics indicate the base number of FP17s or Patient Questionnaire responses are less than 100. N/A is shown where the base number of responses is less than 10 during the period. % is calculated as Quantity/Base number\*100



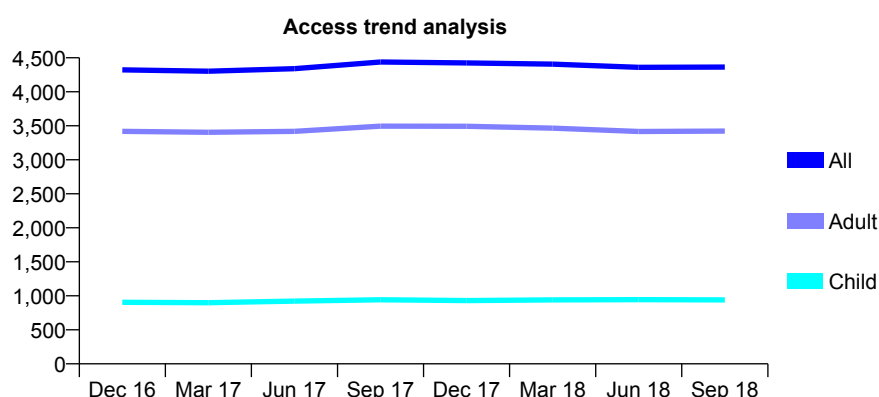
# Q68 - Vital Signs At a Glance Contract Report for 692026/0001 - September 2018

Name or company name	MR LE TOLEFE
Contract type name	GDS Contract
Purpose of contract	General
Contract start date	07/09/2007
Contract end date	

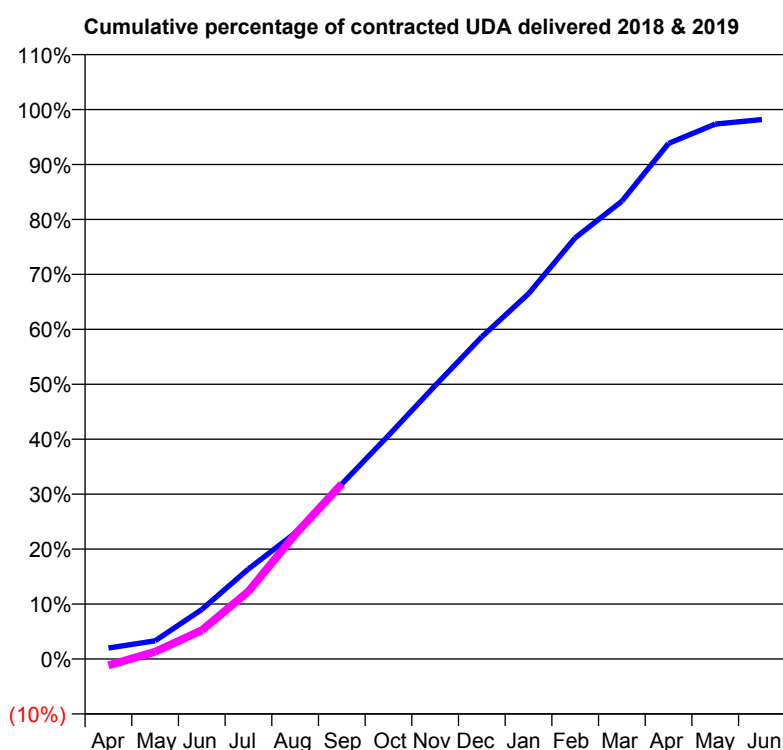
18/19 Contracted general activity (UDA)	11,800
Carry forward general activity (UDA)	215
18/19 Contracted orthodontic activity (UOA)	0
Carry forward orthodontic activity (UOA)	0
Baseline contract value	£294,392.13

## ACCESS\*

Patients seen in 24 months	Total	Change since previous quarter
Quarter ending September 2017	4,439	
Quarter ending December 2017	4,425	→
Quarter ending March 2018	4,407	→
Quarter ending June 2018	4,360	↓
Quarter ending September 2018	4,363	→
<b>Variance since September 2017</b>	<b>(1.7%)</b>	<b>↓</b>



## ACTIVITY



Adjusted Scheduled Activity (UDA)		
Month	2018	2019
April	237	-140
May	391	157
June	1,065	616
July	1,935	1,453
August	2,706	2,675
September	3,757	3,762
October	4,800	
November	5,871	
December	6,920	
January	7,845	
February	9,045	
March	9,831	
April	11,073	
May	11,487	
June	11,585	

## QUALITY

	Quantity	Base Number	Contract	AT	Region	England
% of FP17s for the same patient ID Re-attending within 3 months - Children	37	675	5.5%	9.3%	11.1%	11.6%
% of FP17s for the same patient ID Re-attending within 3 months - Adults	283	2,545	11.1%	14.9%	15.3%	15.5%
% of FP17s for the same patient ID Re-attending between 3 & 9 months - Children	359	675	53.2%	59.8%	61.1%	58.8%
% of FP17s for the same patient ID Re-attending between 3 & 9 months - Adults	1,605	2,545	63.1%	51.6%	52.3%	51.1%
% of FP17s for Band 1 Urgent Courses	50	1,977	2.5%	9.4%	9.5%	9.0%
% of FP17s Relating to Free Repair or Replacements	10	1,977	0.5%	0.5%	0.7%	0.8%
% of FP17s Relating to Continuations	18	1,977	0.9%	0.8%	0.8%	0.9%
% of Patients satisfied with the dentistry they have received	13	15	86.7%	92.5%	93.6%	93.3%
% of Patients satisfied with the time they had to wait for an appointment	12	15	80.0%	89.8%	88.8%	88.9%

\* This is based on patients treated on this contract for their most recent course of treatment. Figures in italics indicate the base number of FP17s or Patient Questionnaire responses are less than 100. N/A is shown where the base number of responses is less than 10 during the period. % is calculated as Quantity/Base number\*100

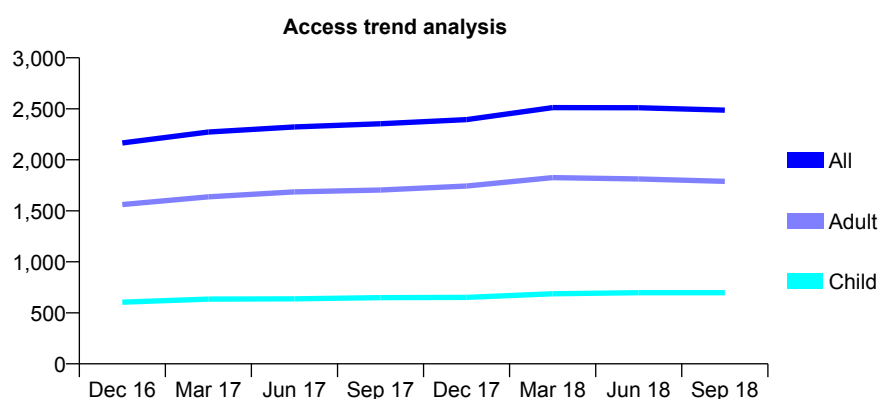
## Q68 - Vital Signs At a Glance Contract Report for 694967/0001 - September 2018

Name or company name	MR ND MAHANI
Contract type name	GDS Contract
Purpose of contract	General
Contract start date	01/07/2008
Contract end date	

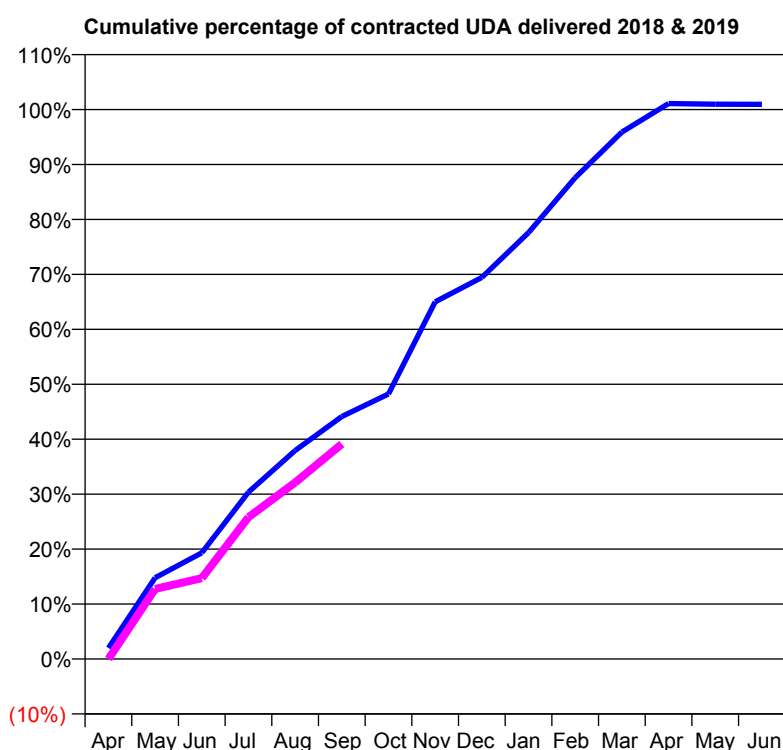
18/19 Contracted general activity (UDA)	5,878
Carry forward general activity (UDA)	0
18/19 Contracted orthodontic activity (UOA)	0
Carry forward orthodontic activity (UOA)	0
Baseline contract value	£149,231.40

### ACCESS\*

Patients seen in 24 months	Total	Change since previous quarter
Quarter ending September 2017	2,353	
Quarter ending December 2017	2,394	→
Quarter ending March 2018	2,512	↑
Quarter ending June 2018	2,510	→
Quarter ending September 2018	2,487	→
<b>Variance since September 2017</b>	<b>5.7%</b>	<b>↑</b>



### ACTIVITY



Adjusted Scheduled Activity (UDA)		
Month	2018	2019
April	118	0
May	869	749
June	1,136	866
July	1,785	1,518
August	2,231	1,888
September	2,594	2,301
October	2,835	
November	3,821	
December	4,081	
January	4,562	
February	5,148	
March	5,637	
April	5,942	
May	5,934	
June	5,933	

### QUALITY

	Quantity	Base Number	Contract	AT	Region	England
% of FP17s for the same patient ID Re-attending within 3 months - Children	30	557	5.4%	9.3%	11.1%	11.6%
% of FP17s for the same patient ID Re-attending within 3 months - Adults	130	1,153	11.3%	14.9%	15.3%	15.5%
% of FP17s for the same patient ID Re-attending between 3 & 9 months - Children	411	557	73.8%	59.8%	61.1%	58.8%
% of FP17s for the same patient ID Re-attending between 3 & 9 months - Adults	759	1,153	65.8%	51.6%	52.3%	51.1%
% of FP17s for Band 1 Urgent Courses	130	1,516	8.6%	9.4%	9.5%	9.0%
% of FP17s Relating to Free Repair or Replacements	3	1,516	0.2%	0.5%	0.7%	0.8%
% of FP17s Relating to Continuations	2	1,516	0.1%	0.8%	0.8%	0.9%
% of Patients satisfied with the dentistry they have received	1	1	N/A	92.5%	93.6%	93.3%
% of Patients satisfied with the time they had to wait for an appointment	1	1	N/A	89.8%	88.8%	88.9%

\* This is based on patients treated on this contract for their most recent course of treatment. Figures in italics indicate the base number of FP17s or Patient Questionnaire responses are less than 100. N/A is shown where the base number of responses is less than 10 during the period. % is calculated as Quantity/Base number\*100

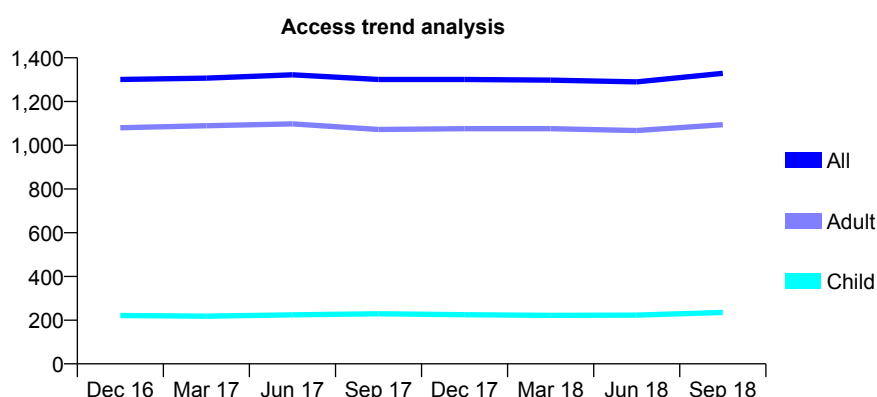
# Q68 - Vital Signs At a Glance Contract Report for 695084/0002 - September 2018

Name or company name	MS JJ WOJTASIEWICZ-SKOLMOWSKA
Contract type name	GDS Contract
Purpose of contract	General
Contract start date	01/04/2008
Contract end date	

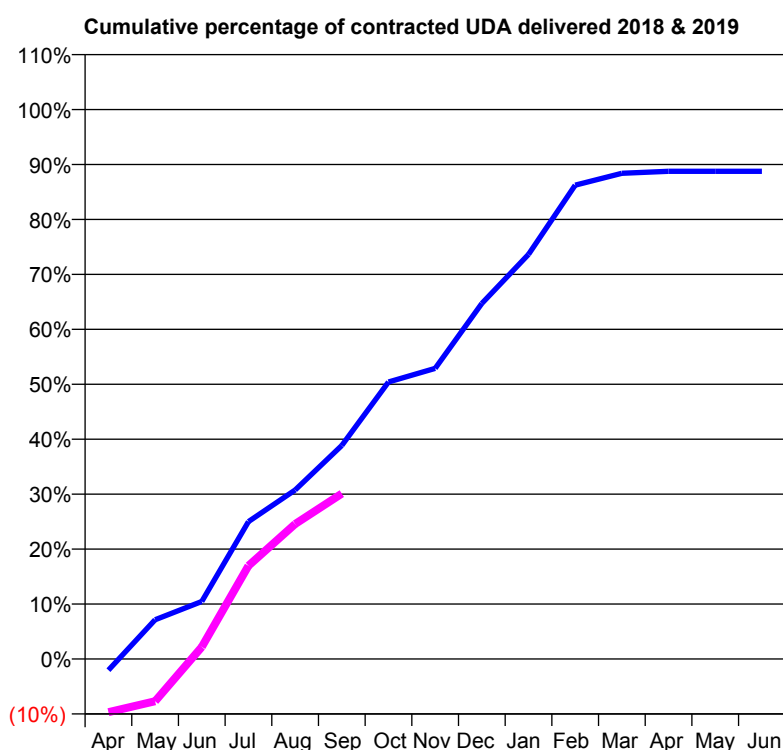
18/19 Contracted general activity (UDA)	6,029
Carry forward general activity (UDA)	678
18/19 Contracted orthodontic activity (UOA)	0
Carry forward orthodontic activity (UOA)	0
Baseline contract value	£137,428.98

## ACCESS\*

Patients seen in 24 months	Total	Change since previous quarter
Quarter ending September 2017	1,301	
Quarter ending December 2017	1,301	→
Quarter ending March 2018	1,298	→
Quarter ending June 2018	1,290	→
Quarter ending September 2018	1,329	↑
<b>Variance since September 2017</b>	<b>2.2%</b>	<b>↑</b>



## ACTIVITY



Adjusted Scheduled Activity (UDA)		
Month	2018	2019
April	-123	-585
May	430	-465
June	632	132
July	1,508	1,024
August	1,854	1,481
September	2,343	1,814
October	3,039	
November	3,188	
December	3,901	
January	4,440	
February	5,199	
March	5,329	
April	5,351	
May	5,351	
June	5,351	

## QUALITY

	Quantity	Base Number	Contract	AT	Region	England
% of FP17s for the same patient ID Re-attending within 3 months - Children	12	191	6.3%	9.3%	11.1%	11.6%
% of FP17s for the same patient ID Re-attending within 3 months - Adults	165	875	18.9%	14.9%	15.3%	15.5%
% of FP17s for the same patient ID Re-attending between 3 & 9 months - Children	108	191	56.5%	59.8%	61.1%	58.8%
% of FP17s for the same patient ID Re-attending between 3 & 9 months - Adults	404	875	46.2%	51.6%	52.3%	51.1%
% of FP17s for Band 1 Urgent Courses	161	1,052	15.3%	9.4%	9.5%	9.0%
% of FP17s Relating to Free Repair or Replacements	22	1,052	2.1%	0.5%	0.7%	0.8%
% of FP17s Relating to Continuations	1	1,052	0.1%	0.8%	0.8%	0.9%
% of Patients satisfied with the dentistry they have received	1	1	N/A	92.5%	93.6%	93.3%
% of Patients satisfied with the time they had to wait for an appointment	0	1	N/A	89.8%	88.8%	88.9%

\* This is based on patients treated on this contract for their most recent course of treatment. Figures in italics indicate the base number of FP17s or Patient Questionnaire responses are less than 100. N/A is shown where the base number of responses is less than 10 during the period. % is calculated as Quantity/Base number\*100

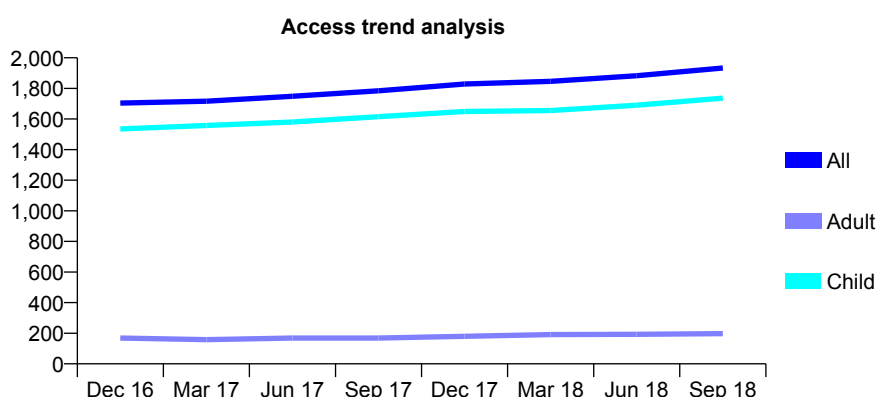
# Q68 - Vital Signs At a Glance Contract Report for 723878/0002 - September 2018

Name or company name	MRS JM HATTON
Contract type name	GDS Contract
Purpose of contract	General
Contract start date	01/11/2010
Contract end date	

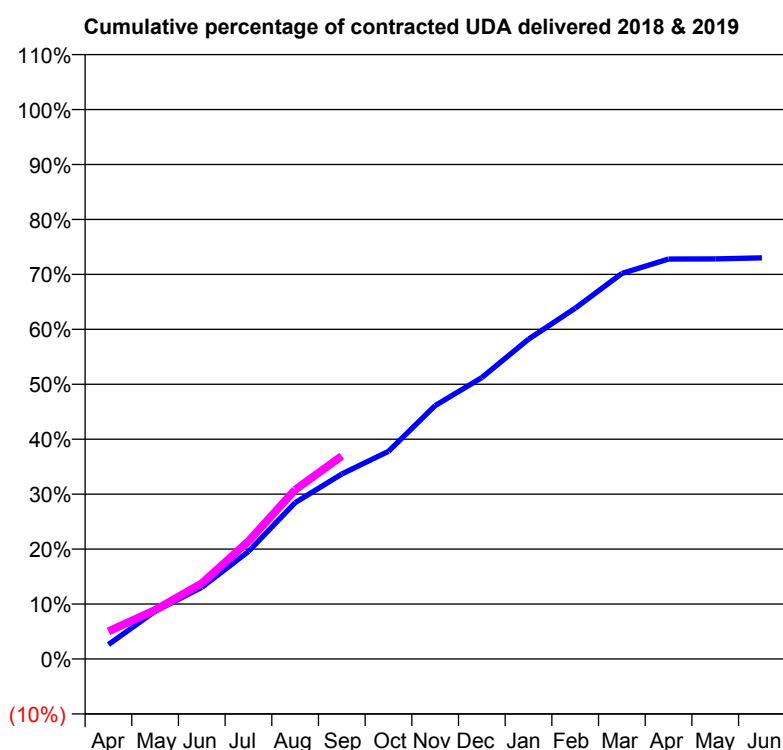
18/19 Contracted general activity (UDA)	5,000
Carry forward general activity (UDA)	0
18/19 Contracted orthodontic activity (UOA)	0
Carry forward orthodontic activity (UOA)	0
Baseline contract value	£112,376.65

## ACCESS\*

Patients seen in 24 months	Total	Change since previous quarter
Quarter ending September 2017	1,784	
Quarter ending December 2017	1,829	↑
Quarter ending March 2018	1,846	→
Quarter ending June 2018	1,883	↑
Quarter ending September 2018	1,933	↑
<b>Variance since September 2017</b>	<b>8.4%</b>	<b>↑</b>



## ACTIVITY



Adjusted Scheduled Activity (UDA)		
Month	2018	2019
April	131	252
May	435	446
June	652	688
July	979	1,072
August	1,423	1,541
September	1,683	1,847
October	1,889	
November	2,306	
December	2,561	
January	2,911	
February	3,191	
March	3,508	
April	3,639	
May	3,640	
June	3,651	

## QUALITY

	Quantity	Base Number	Contract	AT	Region	England
% of FP17s for the same patient ID Re-attending within 3 months - Children	100	1,466	6.8%	9.3%	11.1%	11.6%
% of FP17s for the same patient ID Re-attending within 3 months - Adults	7	76	9.2%	14.9%	15.3%	15.5%
% of FP17s for the same patient ID Re-attending between 3 & 9 months - Children	956	1,466	65.2%	59.8%	61.1%	58.8%
% of FP17s for the same patient ID Re-attending between 3 & 9 months - Adults	42	76	55.3%	51.6%	52.3%	51.1%
% of FP17s for Band 1 Urgent Courses	45	1,411	3.2%	9.4%	9.5%	9.0%
% of FP17s Relating to Free Repair or Replacements	0	1,411	0.0%	0.5%	0.7%	0.8%
% of FP17s Relating to Continuations	0	1,411	0.0%	0.8%	0.8%	0.9%
% of Patients satisfied with the dentistry they have received	0	1	N/A	92.5%	93.6%	93.3%
% of Patients satisfied with the time they had to wait for an appointment	0	1	N/A	89.8%	88.8%	88.9%

\* This is based on patients treated on this contract for their most recent course of treatment. Figures in italics indicate the base number of FP17s or Patient Questionnaire responses are less than 100. N/A is shown where the base number of responses is less than 10 during the period. % is calculated as Quantity/Base number\*100

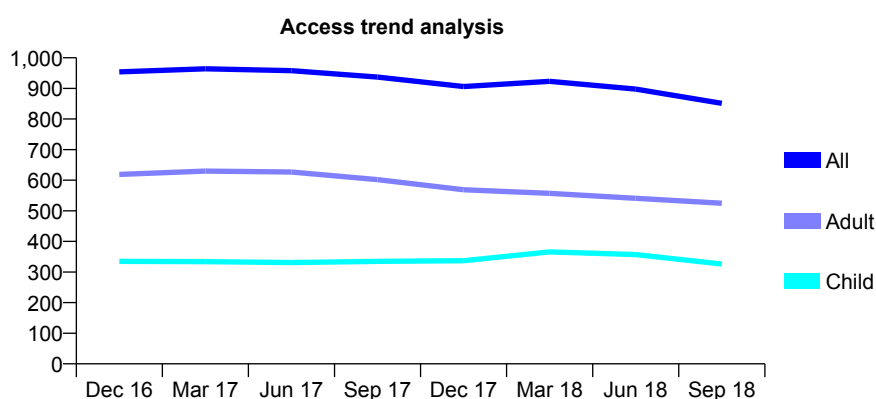
## Q68 - Vital Signs At a Glance Contract Report for 725188/0001 - September 2018

Name or company name	White House Dental Partnership
Contract type name	GDS Contract
Purpose of contract	General
Contract start date	01/04/2006
Contract end date	

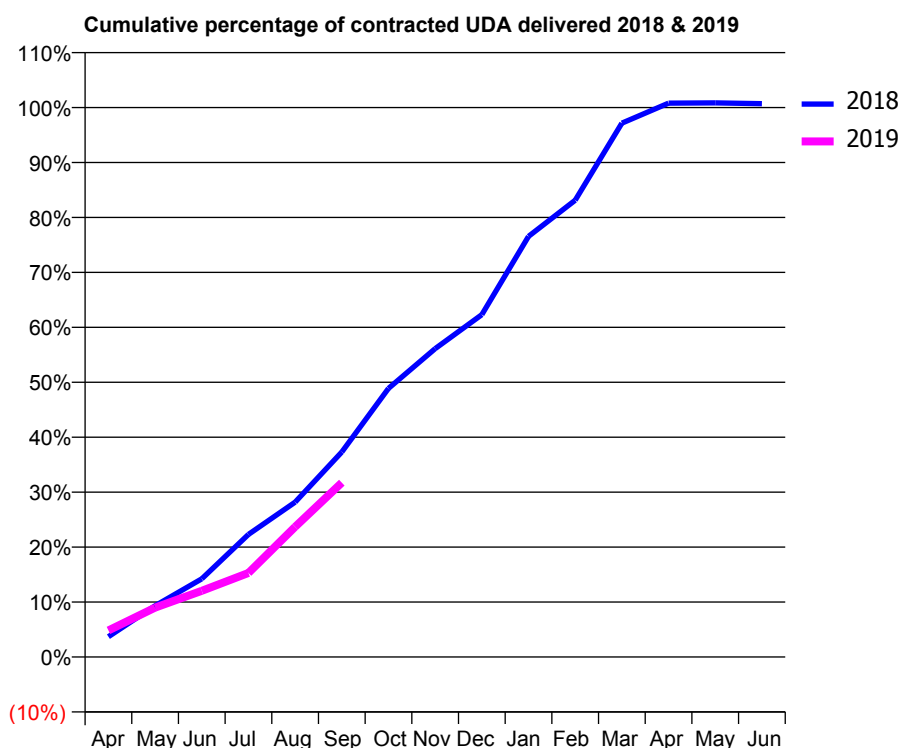
18/19 Contracted general activity (UDA)	2,186
Carry forward general activity (UDA)	0
18/19 Contracted orthodontic activity (UOA)	0
Carry forward orthodontic activity (UOA)	0
Baseline contract value	£50,728.50

### ACCESS\*

Patients seen in 24 months	Total	Change since previous quarter
Quarter ending September 2017	937	
Quarter ending December 2017	906	↓
Quarter ending March 2018	923	→
Quarter ending June 2018	898	↓
Quarter ending September 2018	851	↓
<b>Variance since September 2017</b>	<b>(9.2%)</b>	<b>↓</b>



### ACTIVITY



Adjusted Scheduled Activity (UDA)		
Month	2018	2019
April	81	106
May	204	196
June	311	263
July	488	335
August	616	518
September	815	693
October	1,069	
November	1,227	
December	1,362	
January	1,673	
February	1,817	
March	2,124	
April	2,203	
May	2,204	
June	2,201	

### QUALITY

	Quantity	Base Number	Contract	AT	Region	England
% of FP17s for the same patient ID Re-attending within 3 months - Children	8	243	3.3%	9.3%	11.1%	11.6%
% of FP17s for the same patient ID Re-attending within 3 months - Adults	22	270	8.1%	14.9%	15.3%	15.5%
% of FP17s for the same patient ID Re-attending between 3 & 9 months - Children	172	243	70.8%	59.8%	61.1%	58.8%
% of FP17s for the same patient ID Re-attending between 3 & 9 months - Adults	180	270	66.7%	51.6%	52.3%	51.1%
% of FP17s for Band 1 Urgent Courses	7	468	1.5%	9.4%	9.5%	9.0%
% of FP17s Relating to Free Repair or Replacements	7	468	1.5%	0.5%	0.7%	0.8%
% of FP17s Relating to Continuations	6	468	1.3%	0.8%	0.8%	0.9%
% of Patients satisfied with the dentistry they have received	1	1	N/A	92.5%	93.6%	93.3%
% of Patients satisfied with the time they had to wait for an appointment	1	1	N/A	89.8%	88.8%	88.9%

\* This is based on patients treated on this contract for their most recent course of treatment. Figures in italics indicate the base number of FP17s or Patient Questionnaire responses are less than 100. N/A is shown where the base number of responses is less than 10 during the period. % is calculated as Quantity/Base number\*100

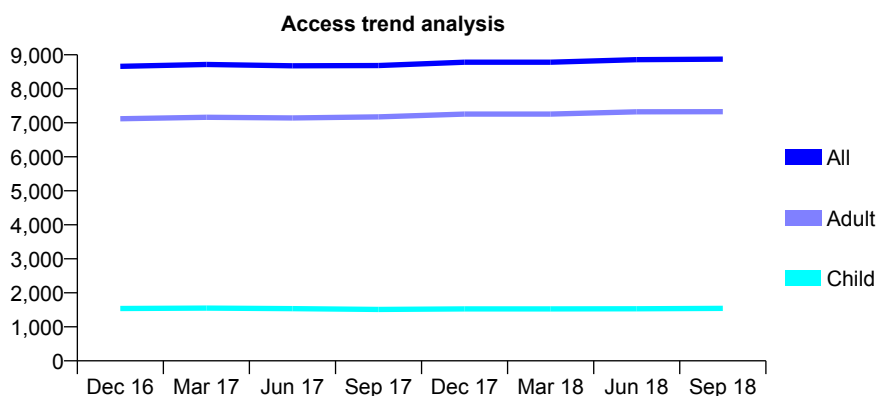
## Q68 - Vital Signs At a Glance Contract Report for 725536/0001 - September 2018

Name or company name	Manochehr Soltan
Contract type name	GDS Contract
Purpose of contract	General
Contract start date	01/04/2007
Contract end date	

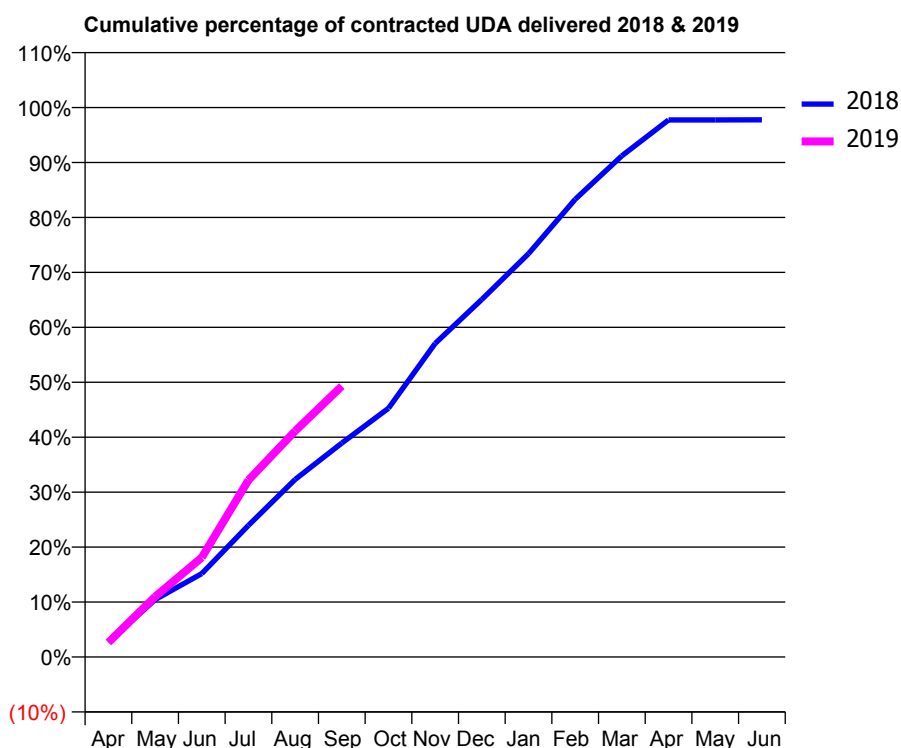
18/19 Contracted general activity (UDA)	24,520
Carry forward general activity (UDA)	551
18/19 Contracted orthodontic activity (UOA)	0
Carry forward orthodontic activity (UOA)	0
Baseline contract value	£554,078.30

### ACCESS\*

Patients seen in 24 months	Total	Change since previous quarter
Quarter ending September 2017	8,686	
Quarter ending December 2017	8,784	→
Quarter ending March 2018	8,784	→
Quarter ending June 2018	8,856	→
Quarter ending September 2018	8,872	→
<b>Variance since September 2017</b>	<b>2.1%</b>	<b>↑</b>



### ACTIVITY



Adjusted Scheduled Activity (UDA)		
Month	2018	2019
April	666	649
May	2,566	2,695
June	3,732	4,440
July	5,886	7,894
August	7,935	10,080
September	9,565	12,089
October	11,121	
November	14,015	
December	15,983	
January	18,030	
February	20,462	
March	22,405	
April	24,008	
May	24,011	
June	24,013	

### QUALITY

	Quantity	Base Number	Contract	AT	Region	England
% of FP17s for the same patient ID Re-attending within 3 months - Children	94	1,129	8.3%	9.3%	11.1%	11.6%
% of FP17s for the same patient ID Re-attending within 3 months - Adults	1,023	5,488	18.6%	14.9%	15.3%	15.5%
% of FP17s for the same patient ID Re-attending between 3 & 9 months - Children	507	1,129	44.9%	59.8%	61.1%	58.8%
% of FP17s for the same patient ID Re-attending between 3 & 9 months - Adults	2,618	5,488	47.7%	51.6%	52.3%	51.1%
% of FP17s for Band 1 Urgent Courses	735	6,076	12.1%	9.4%	9.5%	9.0%
% of FP17s Relating to Free Repair or Replacements	69	6,076	1.1%	0.5%	0.7%	0.8%
% of FP17s Relating to Continuations	22	6,076	0.4%	0.8%	0.8%	0.9%
% of Patients satisfied with the dentistry they have received	8	8	N/A	92.5%	93.6%	93.3%
% of Patients satisfied with the time they had to wait for an appointment	8	8	N/A	89.8%	88.8%	88.9%

\* This is based on patients treated on this contract for their most recent course of treatment. Figures in italics indicate the base number of FP17s or Patient Questionnaire responses are less than 100. N/A is shown where the base number of responses is less than 10 during the period. % is calculated as Quantity/Base number\*100

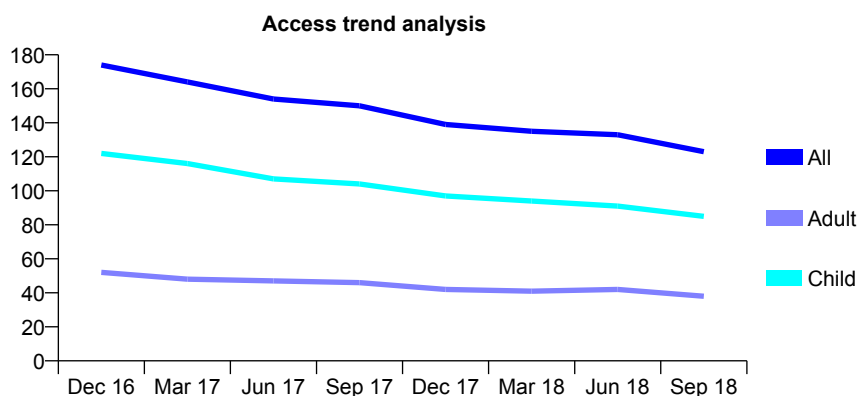
## Q68 - Vital Signs At a Glance Contract Report for 729175/0004 - September 2018

Name or company name	MR LD MURRAY
Contract type name	GDS Contract
Purpose of contract	General
Contract start date	01/04/2014
Contract end date	

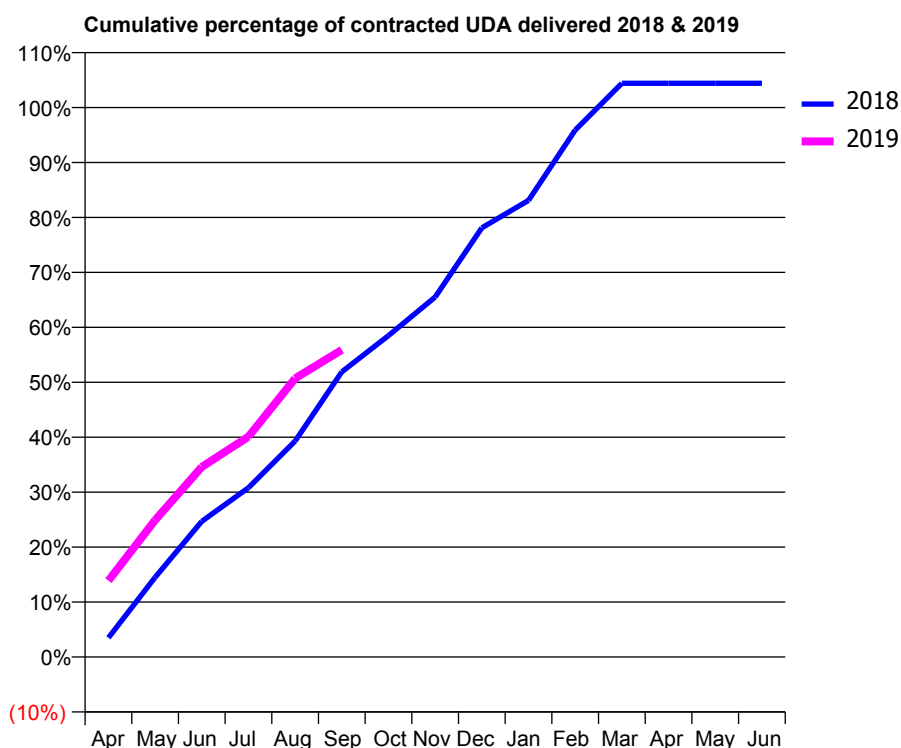
18/19 Contracted general activity (UDA)	200
Carry forward general activity (UDA)	0
18/19 Contracted orthodontic activity (UOA)	0
Carry forward orthodontic activity (UOA)	0
Baseline contract value	£5,176.00

### ACCESS\*

Patients seen in 24 months	Total	Change since previous quarter
Quarter ending September 2017	150	
Quarter ending December 2017	139	↓
Quarter ending March 2018	135	↓
Quarter ending June 2018	133	↓
Quarter ending September 2018	123	↓
<b>Variance since September 2017</b>	<b>(18.0%)</b>	↓



### ACTIVITY



Adjusted Scheduled Activity (UDA)		
Month	2018	2019
April	7	28
May	29	50
June	49	69
July	62	80
August	79	101
September	104	112
October	117	
November	131	
December	156	
January	166	
February	192	
March	209	
April	209	
May	209	
June	209	

### QUALITY

	Quantity	Base Number	Contract	AT	Region	England
% of FP17s for the same patient ID Re-attending within 3 months - Children	4	63	6.3%	9.3%	11.1%	11.6%
% of FP17s for the same patient ID Re-attending within 3 months - Adults	5	22	22.7%	14.9%	15.3%	15.5%
% of FP17s for the same patient ID Re-attending between 3 & 9 months - Children	31	63	49.2%	59.8%	61.1%	58.8%
% of FP17s for the same patient ID Re-attending between 3 & 9 months - Adults	8	22	36.4%	51.6%	52.3%	51.1%
% of FP17s for Band 1 Urgent Courses	9	85	10.6%	9.4%	9.5%	9.0%
% of FP17s Relating to Free Repair or Replacements	0	85	0.0%	0.5%	0.7%	0.8%
% of FP17s Relating to Continuations	0	85	0.0%	0.8%	0.8%	0.9%
% of Patients satisfied with the dentistry they have received	0	0	N/A	92.5%	93.6%	93.3%
% of Patients satisfied with the time they had to wait for an appointment	0	0	N/A	89.8%	88.8%	88.9%

\* This is based on patients treated on this contract for their most recent course of treatment. Figures in italics indicate the base number of FP17s or Patient Questionnaire responses are less than 100. N/A is shown where the base number of responses is less than 10 during the period. % is calculated as Quantity/Base number\*100



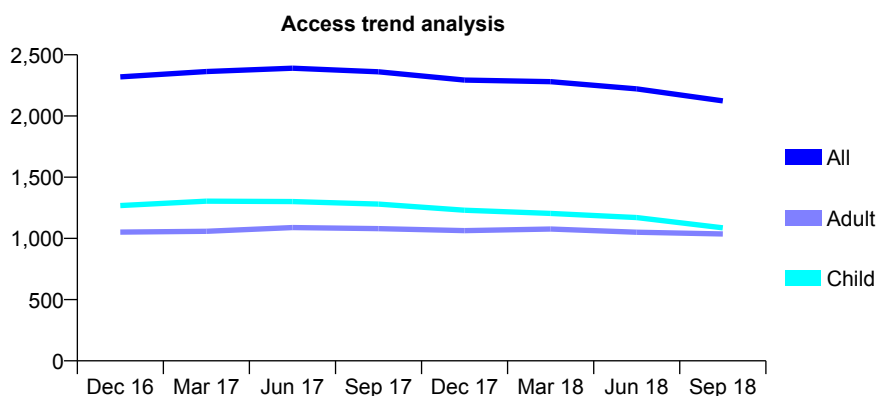
## Q68 - Vital Signs At a Glance Contract Report for 729299/0001 - September 2018

Name or company name	MISS MB QUEENAN
Contract type name	GDS Contract
Purpose of contract	General
Contract start date	01/04/2006
Contract end date	

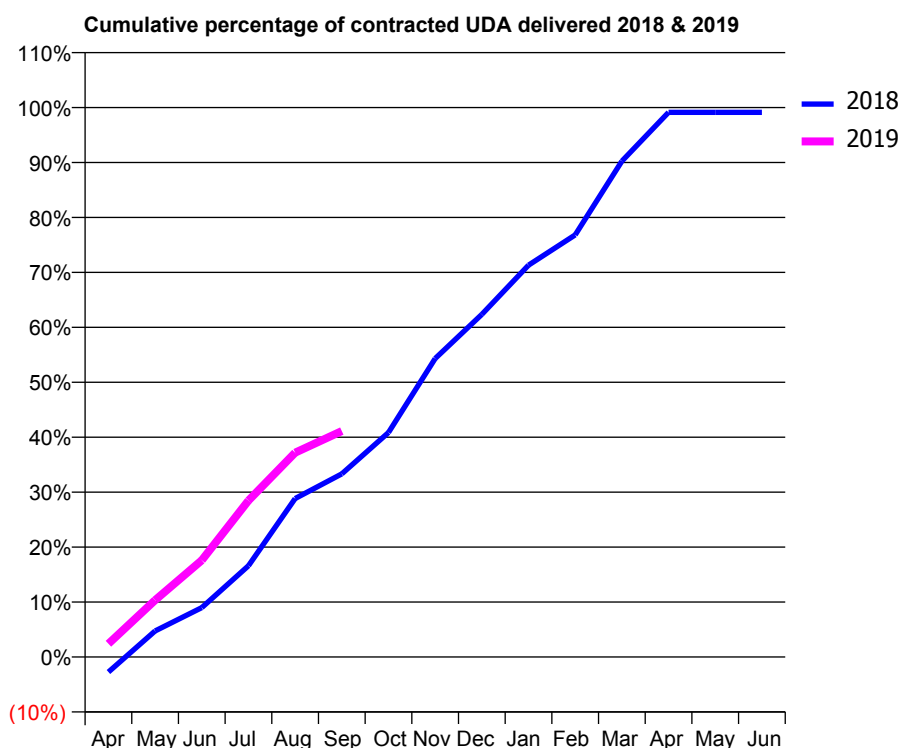
18/19 Contracted general activity (UDA)	4,368
Carry forward general activity (UDA)	38
18/19 Contracted orthodontic activity (UOA)	0
Carry forward orthodontic activity (UOA)	0
Baseline contract value	£98,188.48

### ACCESS\*

Patients seen in 24 months	Total	Change since previous quarter
Quarter ending September 2017	2,361	
Quarter ending December 2017	2,294	↓
Quarter ending March 2018	2,281	→
Quarter ending June 2018	2,222	↓
Quarter ending September 2018	2,124	↓
<b>Variance since September 2017</b>	<b>(10.0%)</b>	<b>↓</b>



### ACTIVITY



Adjusted Scheduled Activity (UDA)		
Month	2018	2019
April	-120	106
May	208	452
June	393	769
July	725	1,244
August	1,260	1,624
September	1,455	1,796
October	1,784	
November	2,373	
December	2,723	
January	3,115	
February	3,356	
March	3,942	
April	4,329	
May	4,329	
June	4,329	

### QUALITY

	Quantity	Base Number	Contract	AT	Region	England
% of FP17s for the same patient ID Re-attending within 3 months - Children	61	793	7.7%	9.3%	11.1%	11.6%
% of FP17s for the same patient ID Re-attending within 3 months - Adults	76	586	13.0%	14.9%	15.3%	15.5%
% of FP17s for the same patient ID Re-attending between 3 & 9 months - Children	489	793	61.7%	59.8%	61.1%	58.8%
% of FP17s for the same patient ID Re-attending between 3 & 9 months - Adults	250	586	42.7%	51.6%	52.3%	51.1%
% of FP17s for Band 1 Urgent Courses	57	1,188	4.8%	9.4%	9.5%	9.0%
% of FP17s Relating to Free Repair or Replacements	0	1,188	0.0%	0.5%	0.7%	0.8%
% of FP17s Relating to Continuations	1	1,188	0.1%	0.8%	0.8%	0.9%
% of Patients satisfied with the dentistry they have received	1	1	N/A	92.5%	93.6%	93.3%
% of Patients satisfied with the time they had to wait for an appointment	1	1	N/A	89.8%	88.8%	88.9%

\* This is based on patients treated on this contract for their most recent course of treatment. Figures in italics indicate the base number of FP17s or Patient Questionnaire responses are less than 100. N/A is shown where the base number of responses is less than 10 during the period. % is calculated as Quantity/Base number\*100

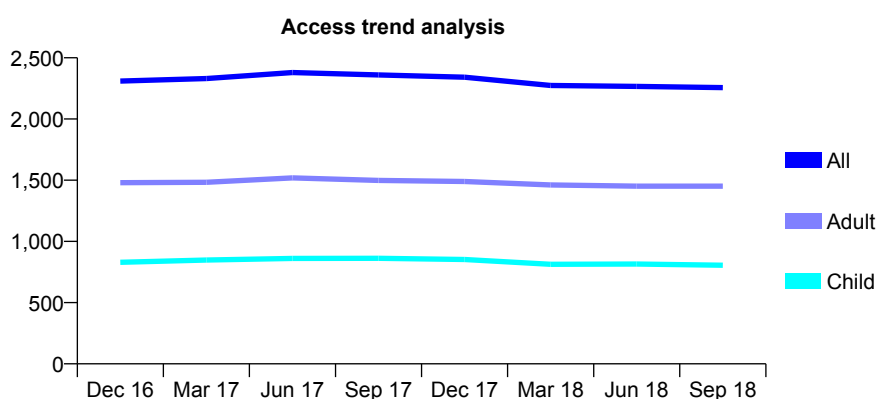
# Q68 - Vital Signs At a Glance Contract Report for 729809/0002 - September 2018

Name or company name	Priory House Dental Centre
Contract type name	GDS Contract
Purpose of contract	General
Contract start date	01/04/2011
Contract end date	

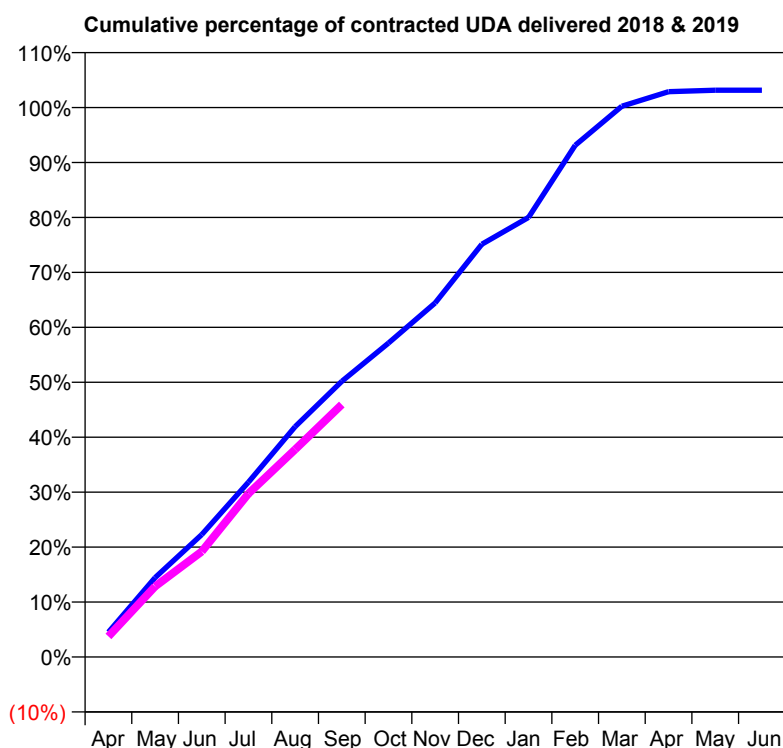
18/19 Contracted general activity (UDA)	5,300
Carry forward general activity (UDA)	0
18/19 Contracted orthodontic activity (UOA)	0
Carry forward orthodontic activity (UOA)	0
Baseline contract value	£132,352.34

## ACCESS\*

Patients seen in 24 months	Total	Change since previous quarter
Quarter ending September 2017	2,360	
Quarter ending December 2017	2,342	→
Quarter ending March 2018	2,274	↓
Quarter ending June 2018	2,266	→
Quarter ending September 2018	2,257	→
<b>Variance since September 2017</b>	<b>(4.4%)</b>	<b>↓</b>



## ACTIVITY



Adjusted Scheduled Activity (UDA)		
Month	2018	2019
April	240	199
May	765	681
June	1,182	1,019
July	1,687	1,577
August	2,222	2,002
September	2,659	2,435
October	3,028	
November	3,415	
December	3,981	
January	4,240	
February	4,935	
March	5,312	
April	5,452	
May	5,466	
June	5,466	

## QUALITY

	Quantity	Base Number	Contract	AT	Region	England
% of FP17s for the same patient ID Re-attending within 3 months - Children	41	631	6.5%	9.3%	11.1%	11.6%
% of FP17s for the same patient ID Re-attending within 3 months - Adults	146	1,052	13.9%	14.9%	15.3%	15.5%
% of FP17s for the same patient ID Re-attending between 3 & 9 months - Children	371	631	58.8%	59.8%	61.1%	58.8%
% of FP17s for the same patient ID Re-attending between 3 & 9 months - Adults	609	1,052	57.9%	51.6%	52.3%	51.1%
% of FP17s for Band 1 Urgent Courses	6	1,591	0.4%	9.4%	9.5%	9.0%
% of FP17s Relating to Free Repair or Replacements	10	1,591	0.6%	0.5%	0.7%	0.8%
% of FP17s Relating to Continuations	23	1,591	1.4%	0.8%	0.8%	0.9%
% of Patients satisfied with the dentistry they have received	1	1	N/A	92.5%	93.6%	93.3%
% of Patients satisfied with the time they had to wait for an appointment	1	1	N/A	89.8%	88.8%	88.9%

\* This is based on patients treated on this contract for their most recent course of treatment. Figures in italics indicate the base number of FP17s or Patient Questionnaire responses are less than 100. N/A is shown where the base number of responses is less than 10 during the period. % is calculated as Quantity/Base number\*100

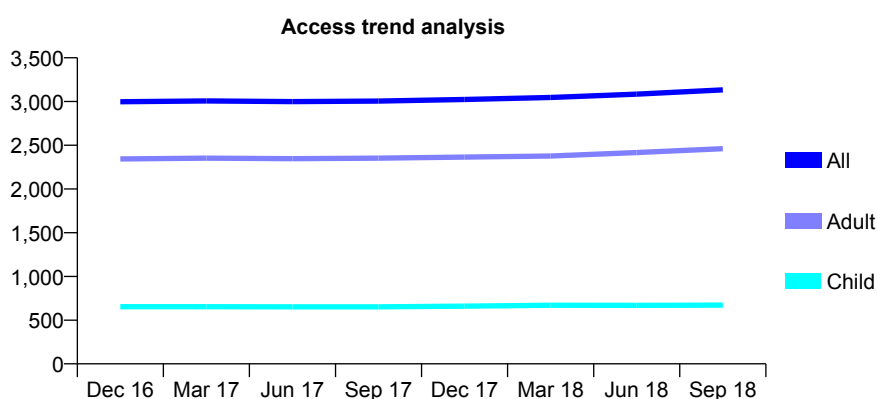
## Q68 - Vital Signs At a Glance Contract Report for 732303/0001 - September 2018

Name or company name	MR TM GLYNN
Contract type name	GDS Contract
Purpose of contract	General
Contract start date	31/08/2011
Contract end date	

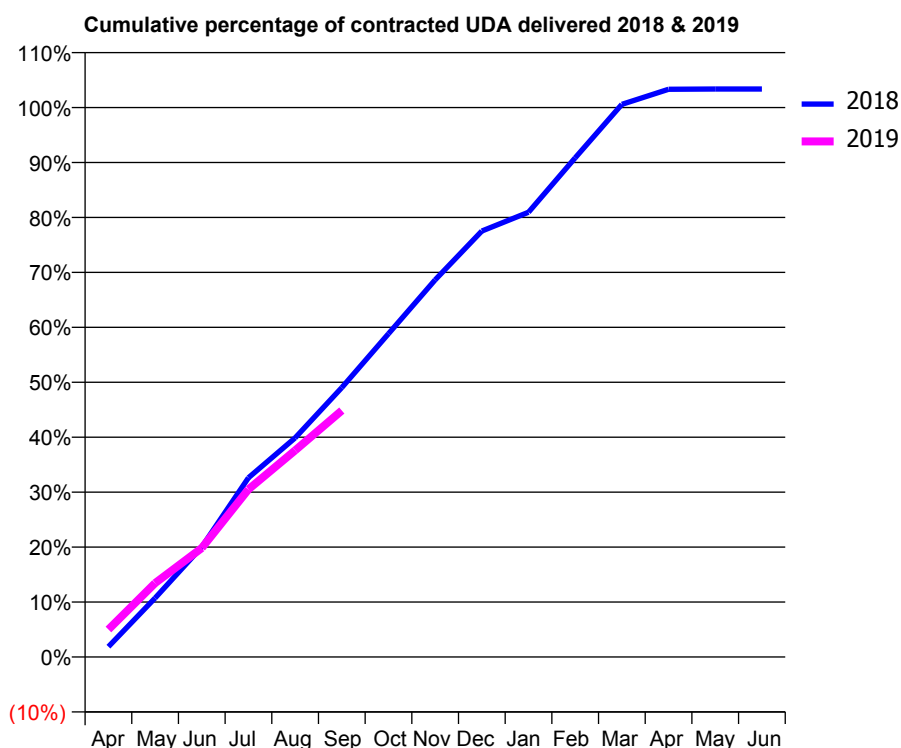
18/19 Contracted general activity (UDA)	7,554
Carry forward general activity (UDA)	0
18/19 Contracted orthodontic activity (UOA)	0
Carry forward orthodontic activity (UOA)	0
Baseline contract value	£180,143.77

### ACCESS\*

Patients seen in 24 months	Total	Change since previous quarter
Quarter ending September 2017	3,005	
Quarter ending December 2017	3,024	→
Quarter ending March 2018	3,047	→
Quarter ending June 2018	3,084	→
Quarter ending September 2018	3,133	→
<b>Variance since September 2017</b>	<b>4.3%</b>	<b>↑</b>



### ACTIVITY



Adjusted Scheduled Activity (UDA)		
Month	2018	2019
April	142	379
May	811	1,016
June	1,512	1,499
July	2,465	2,306
August	3,013	2,841
September	3,704	3,388
October	4,445	
November	5,185	
December	5,855	
January	6,114	
February	6,863	
March	7,597	
April	7,805	
May	7,807	
June	7,807	

### QUALITY

	Quantity	Base Number	Contract	AT	Region	England
% of FP17s for the same patient ID Re-attending within 3 months - Children	9	444	2.0%	9.3%	11.1%	11.6%
% of FP17s for the same patient ID Re-attending within 3 months - Adults	111	1,528	7.3%	14.9%	15.3%	15.5%
% of FP17s for the same patient ID Re-attending between 3 & 9 months - Children	237	444	53.4%	59.8%	61.1%	58.8%
% of FP17s for the same patient ID Re-attending between 3 & 9 months - Adults	826	1,528	54.1%	51.6%	52.3%	51.1%
% of FP17s for Band 1 Urgent Courses	92	1,887	4.9%	9.4%	9.5%	9.0%
% of FP17s Relating to Free Repair or Replacements	15	1,887	0.8%	0.5%	0.7%	0.8%
% of FP17s Relating to Continuations	0	1,887	0.0%	0.8%	0.8%	0.9%
% of Patients satisfied with the dentistry they have received	1	1	N/A	92.5%	93.6%	93.3%
% of Patients satisfied with the time they had to wait for an appointment	1	1	N/A	89.8%	88.8%	88.9%

\* This is based on patients treated on this contract for their most recent course of treatment. Figures in italics indicate the base number of FP17s or Patient Questionnaire responses are less than 100. N/A is shown where the base number of responses is less than 10 during the period. % is calculated as Quantity/Base number\*100

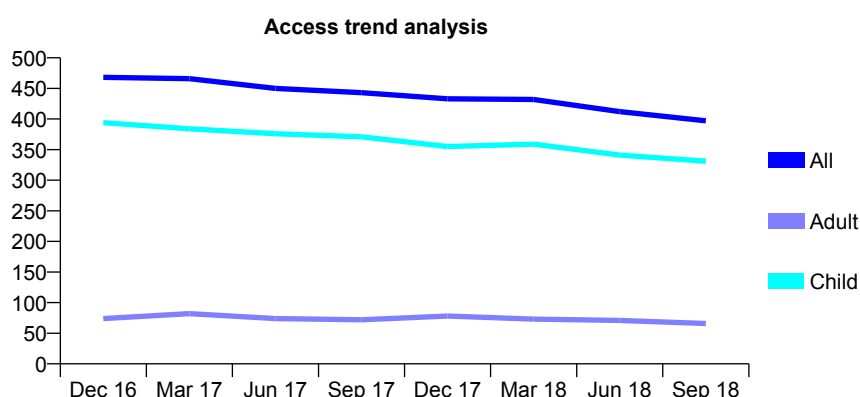
# Q68 - Vital Signs At a Glance Contract Report for 739987/0001 - September 2018

Name or company name	MR PJ ELLIS
Contract type name	GDS Contract
Purpose of contract	General
Contract start date	01/04/2006
Contract end date	

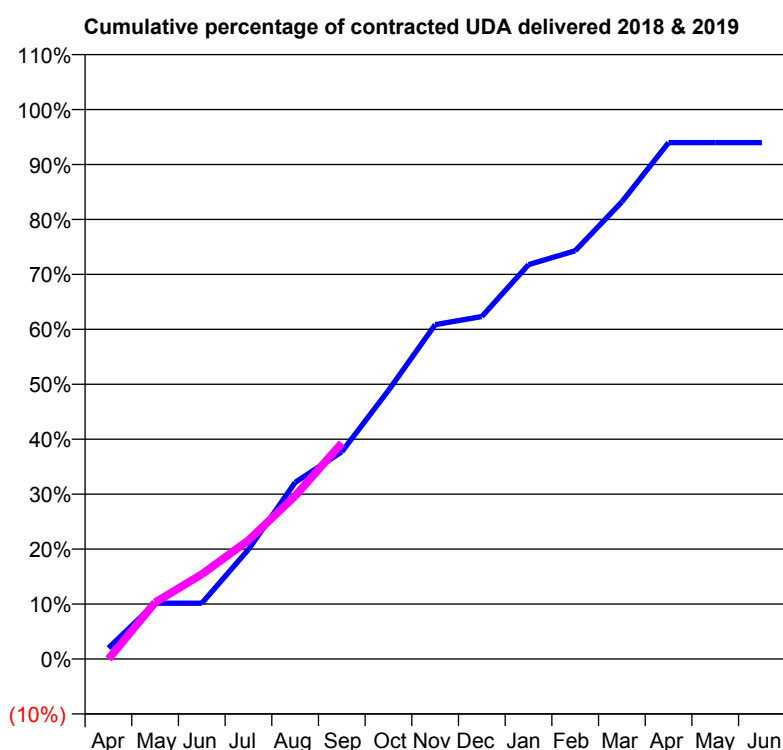
18/19 Contracted general activity (UDA)	750
Carry forward general activity (UDA)	0
18/19 Contracted orthodontic activity (UOA)	0
Carry forward orthodontic activity (UOA)	0
Baseline contract value	£16,855.69

## ACCESS\*

Patients seen in 24 months	Total	Change since previous quarter
Quarter ending September 2017	443	
Quarter ending December 2017	433	↓
Quarter ending March 2018	432	→
Quarter ending June 2018	412	↓
Quarter ending September 2018	397	↓
<b>Variance since September 2017</b>	<b>(10.4%)</b>	<b>↓</b>



## ACTIVITY



Adjusted Scheduled Activity (UDA)		
Month	2018	2019
April	15	0
May	76	77
June	76	116
July	150	162
August	241	223
September	283	295
October	367	
November	456	
December	467	
January	538	
February	557	
March	624	
April	705	
May	705	
June	705	

## QUALITY

	Quantity	Base Number	Contract	AT	Region	England
% of FP17s for the same patient ID Re-attending within 3 months - Children	13	276	4.7%	9.3%	11.1%	11.6%
% of FP17s for the same patient ID Re-attending within 3 months - Adults	1	16	6.3%	14.9%	15.3%	15.5%
% of FP17s for the same patient ID Re-attending between 3 & 9 months - Children	173	276	62.7%	59.8%	61.1%	58.8%
% of FP17s for the same patient ID Re-attending between 3 & 9 months - Adults	10	16	62.5%	51.6%	52.3%	51.1%
% of FP17s for Band 1 Urgent Courses	19	233	8.2%	9.4%	9.5%	9.0%
% of FP17s Relating to Free Repair or Replacements	0	233	0.0%	0.5%	0.7%	0.8%
% of FP17s Relating to Continuations	0	233	0.0%	0.8%	0.8%	0.9%
% of Patients satisfied with the dentistry they have received	0	0	N/A	92.5%	93.6%	93.3%
% of Patients satisfied with the time they had to wait for an appointment	0	0	N/A	89.8%	88.8%	88.9%

\* This is based on patients treated on this contract for their most recent course of treatment. Figures in italics indicate the base number of FP17s or Patient Questionnaire responses are less than 100. N/A is shown where the base number of responses is less than 10 during the period. % is calculated as Quantity/Base number\*100

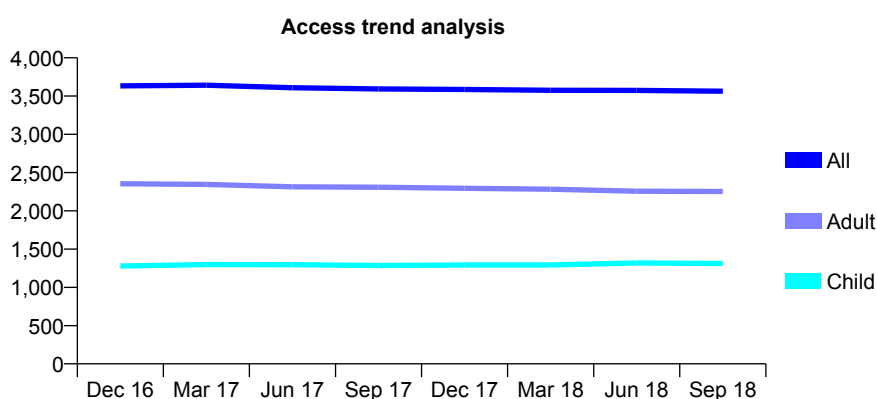
## Q68 - Vital Signs At a Glance Contract Report for 740217/0001 - September 2018

Name or company name	MR PC JENKINSON
Contract type name	GDS Contract
Purpose of contract	General
Contract start date	01/04/2006
Contract end date	

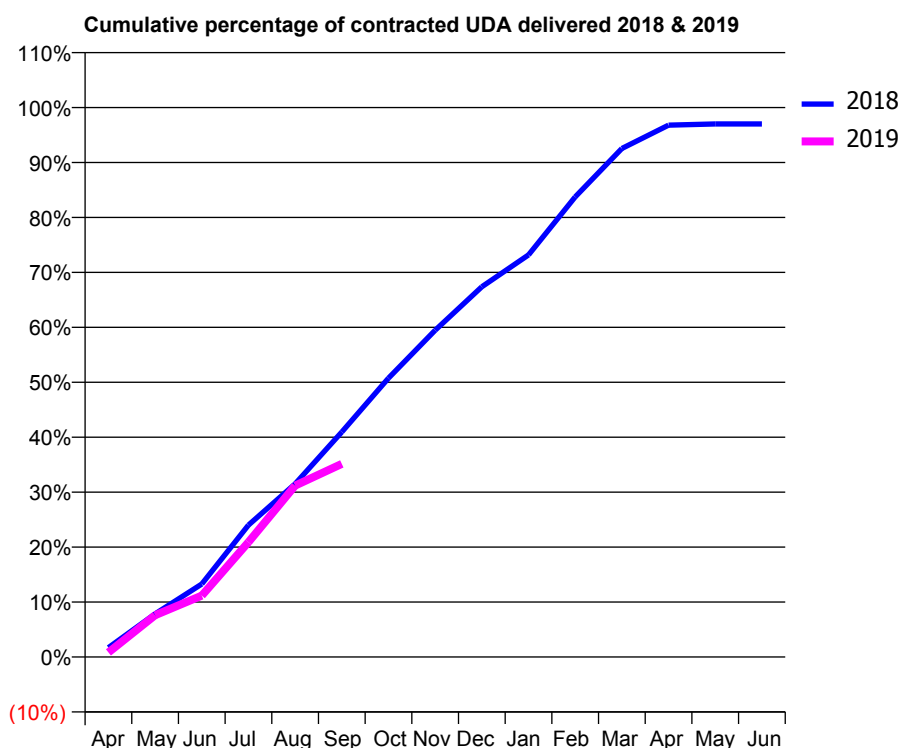
18/19 Contracted general activity (UDA)	7,817
Carry forward general activity (UDA)	234
18/19 Contracted orthodontic activity (UOA)	0
Carry forward orthodontic activity (UOA)	0
Baseline contract value	£213,668.57

### ACCESS\*

Patients seen in 24 months	Total	Change since previous quarter
Quarter ending September 2017	3,593	
Quarter ending December 2017	3,586	→
Quarter ending March 2018	3,576	→
Quarter ending June 2018	3,574	→
Quarter ending September 2018	3,564	→
<b>Variance since September 2017</b>	<b>(0.8%)</b>	→



### ACTIVITY



Adjusted Scheduled Activity (UDA)		
Month	2018	2019
April	134	66
May	614	596
June	1,038	874
July	1,878	1,634
August	2,463	2,439
September	3,201	2,748
October	3,967	
November	4,649	
December	5,267	
January	5,720	
February	6,546	
March	7,234	
April	7,567	
May	7,583	
June	7,583	

### QUALITY

	Quantity	Base Number	Contract	AT	Region	England
% of FP17s for the same patient ID Re-attending within 3 months - Children	47	950	4.9%	9.3%	11.1%	11.6%
% of FP17s for the same patient ID Re-attending within 3 months - Adults	121	1,331	9.1%	14.9%	15.3%	15.5%
% of FP17s for the same patient ID Re-attending between 3 & 9 months - Children	583	950	61.4%	59.8%	61.1%	58.8%
% of FP17s for the same patient ID Re-attending between 3 & 9 months - Adults	690	1,331	51.8%	51.6%	52.3%	51.1%
% of FP17s for Band 1 Urgent Courses	60	1,658	3.6%	9.4%	9.5%	9.0%
% of FP17s Relating to Free Repair or Replacements	15	1,658	0.9%	0.5%	0.7%	0.8%
% of FP17s Relating to Continuations	7	1,658	0.4%	0.8%	0.8%	0.9%
% of Patients satisfied with the dentistry they have received	0	0	N/A	92.5%	93.6%	93.3%
% of Patients satisfied with the time they had to wait for an appointment	0	0	N/A	89.8%	88.8%	88.9%

\* This is based on patients treated on this contract for their most recent course of treatment. Figures in italics indicate the base number of FP17s or Patient Questionnaire responses are less than 100. N/A is shown where the base number of responses is less than 10 during the period. % is calculated as Quantity/Base number\*100

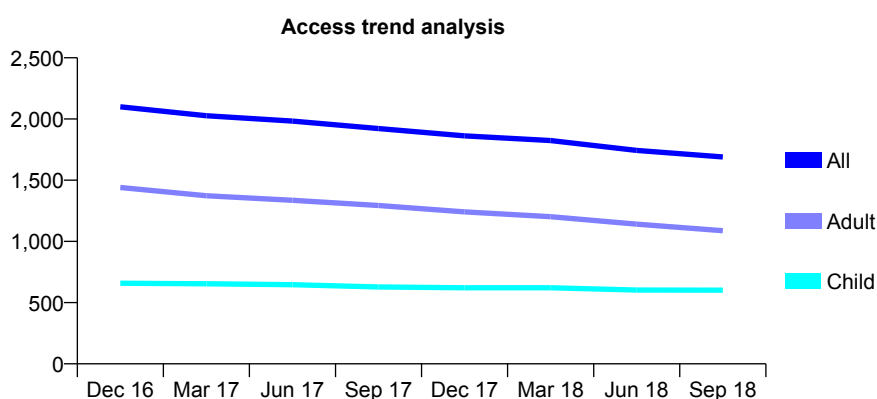
## Q68 - Vital Signs At a Glance Contract Report for 741736/0001 - September 2018

Name or company name	MR C NIGRELLI
Contract type name	GDS Contract
Purpose of contract	General
Contract start date	01/04/2006
Contract end date	

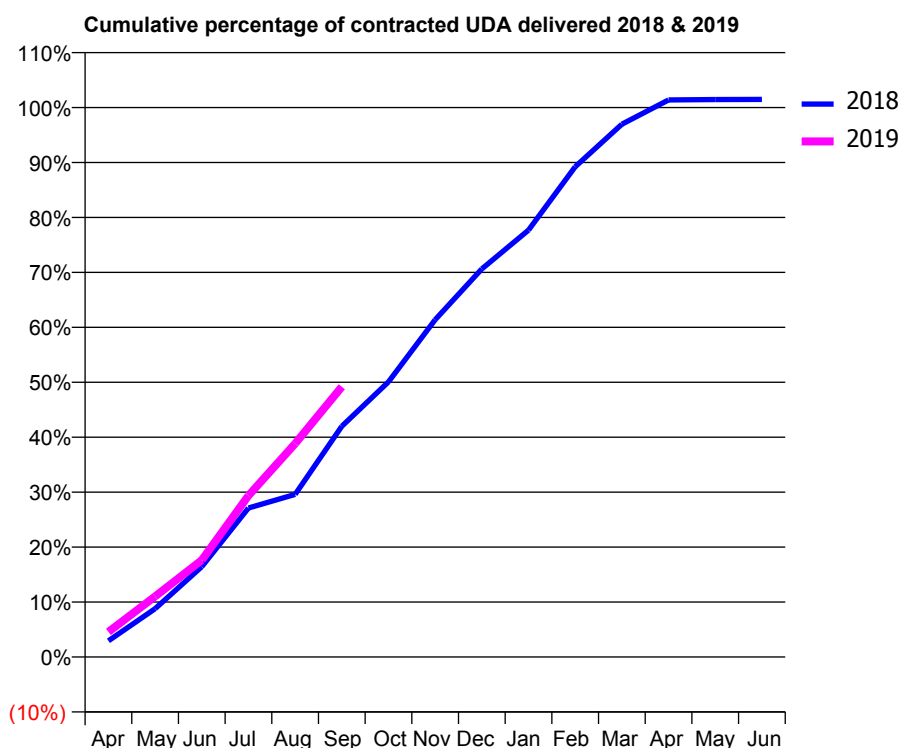
18/19 Contracted general activity (UDA)	5,167
Carry forward general activity (UDA)	0
18/19 Contracted orthodontic activity (UOA)	0
Carry forward orthodontic activity (UOA)	0
Baseline contract value	£141,090.35

### ACCESS\*

Patients seen in 24 months	Total	Change since previous quarter
Quarter ending September 2017	1,922	
Quarter ending December 2017	1,862	↓
Quarter ending March 2018	1,824	↓
Quarter ending June 2018	1,744	↓
Quarter ending September 2018	1,690	↓
<b>Variance since September 2017</b>	<b>(12.1%)</b>	<b>↓</b>



### ACTIVITY



Adjusted Scheduled Activity (UDA)		
Month	2018	2019
April	152	236
May	454	570
June	849	911
July	1,401	1,518
August	1,529	2,006
September	2,170	2,541
October	2,587	
November	3,172	
December	3,649	
January	4,015	
February	4,610	
March	5,009	
April	5,238	
May	5,242	
June	5,243	

### QUALITY

	Quantity	Base Number	Contract	AT	Region	England
% of FP17s for the same patient ID Re-attending within 3 months - Children	10	484	2.1%	9.3%	11.1%	11.6%
% of FP17s for the same patient ID Re-attending within 3 months - Adults	38	751	5.1%	14.9%	15.3%	15.5%
% of FP17s for the same patient ID Re-attending between 3 & 9 months - Children	330	484	68.2%	59.8%	61.1%	58.8%
% of FP17s for the same patient ID Re-attending between 3 & 9 months - Adults	564	751	75.1%	51.6%	52.3%	51.1%
% of FP17s for Band 1 Urgent Courses	21	1,131	1.9%	9.4%	9.5%	9.0%
% of FP17s Relating to Free Repair or Replacements	1	1,131	0.1%	0.5%	0.7%	0.8%
% of FP17s Relating to Continuations	4	1,131	0.4%	0.8%	0.8%	0.9%
% of Patients satisfied with the dentistry they have received	2	2	N/A	92.5%	93.6%	93.3%
% of Patients satisfied with the time they had to wait for an appointment	2	2	N/A	89.8%	88.8%	88.9%

\* This is based on patients treated on this contract for their most recent course of treatment. Figures in italics indicate the base number of FP17s or Patient Questionnaire responses are less than 100. N/A is shown where the base number of responses is less than 10 during the period. % is calculated as Quantity/Base number\*100

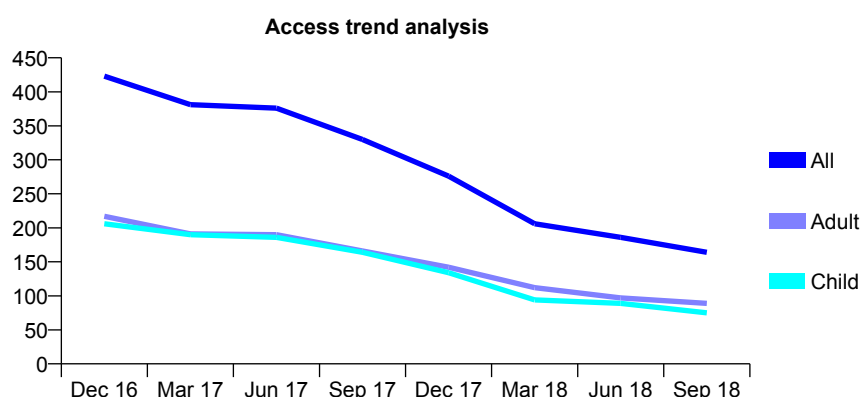
# Q68 - Vital Signs At a Glance Contract Report for 742430/0002 - September 2018

Name or company name	Alpha Dental Care
Contract type name	GDS Contract
Purpose of contract	General
Contract start date	04/07/2011
Contract end date	

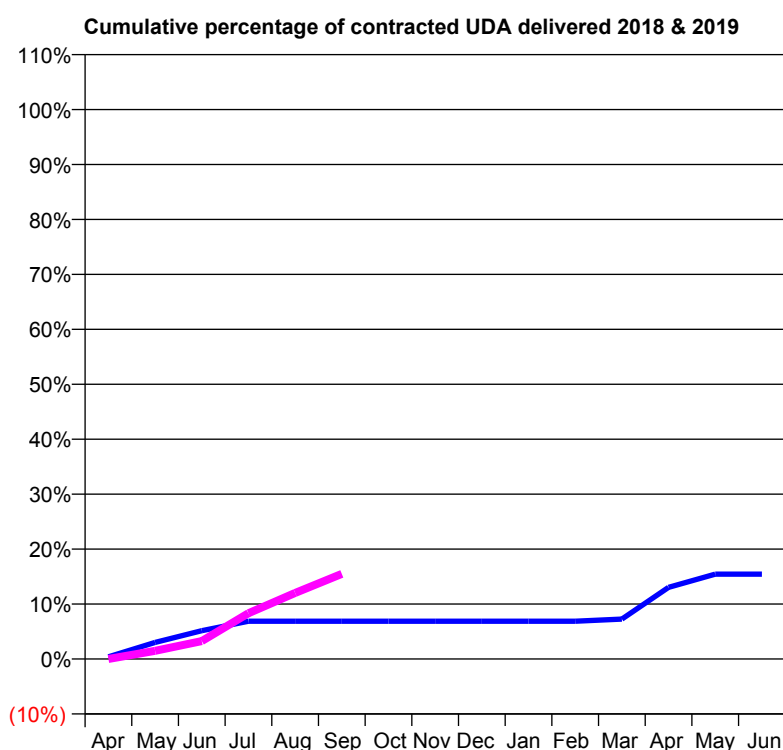
18/19 Contracted general activity (UDA)	1,500
Carry forward general activity (UDA)	0
18/19 Contracted orthodontic activity (UOA)	0
Carry forward orthodontic activity (UOA)	0
Baseline contract value	£32,912.40

## ACCESS\*

Patients seen in 24 months	Total	Change since previous quarter
Quarter ending September 2017	330	
Quarter ending December 2017	276	↓
Quarter ending March 2018	206	↓
Quarter ending June 2018	186	↓
Quarter ending September 2018	164	↓
<b>Variance since September 2017</b>	<b>(50.3%)</b>	<b>↓</b>



## ACTIVITY



Adjusted Scheduled Activity (UDA)		
Month	2018	2019
April	6	0
May	45	22
June	77	49
July	103	125
August	103	180
September	103	232
October	103	
November	103	
December	103	
January	103	
February	103	
March	109	
April	196	
May	232	
June	232	

## QUALITY

	Quantity	Base Number	Contract	AT	Region	England
% of FP17s for the same patient ID Re-attending within 3 months - Children	1	54	1.9%	9.3%	11.1%	11.6%
% of FP17s for the same patient ID Re-attending within 3 months - Adults	6	65	9.2%	14.9%	15.3%	15.5%
% of FP17s for the same patient ID Re-attending between 3 & 9 months - Children	4	54	7.4%	59.8%	61.1%	58.8%
% of FP17s for the same patient ID Re-attending between 3 & 9 months - Adults	3	65	4.6%	51.6%	52.3%	51.1%
% of FP17s for Band 1 Urgent Courses	7	75	9.3%	9.4%	9.5%	9.0%
% of FP17s Relating to Free Repair or Replacements	0	75	0.0%	0.5%	0.7%	0.8%
% of FP17s Relating to Continuations	0	75	0.0%	0.8%	0.8%	0.9%
% of Patients satisfied with the dentistry they have received	0	0	N/A	92.5%	93.6%	93.3%
% of Patients satisfied with the time they had to wait for an appointment	0	0	N/A	89.8%	88.8%	88.9%

\* This is based on patients treated on this contract for their most recent course of treatment. Figures in italics indicate the base number of FP17s or Patient Questionnaire responses are less than 100. N/A is shown where the base number of responses is less than 10 during the period. % is calculated as Quantity/Base number\*100



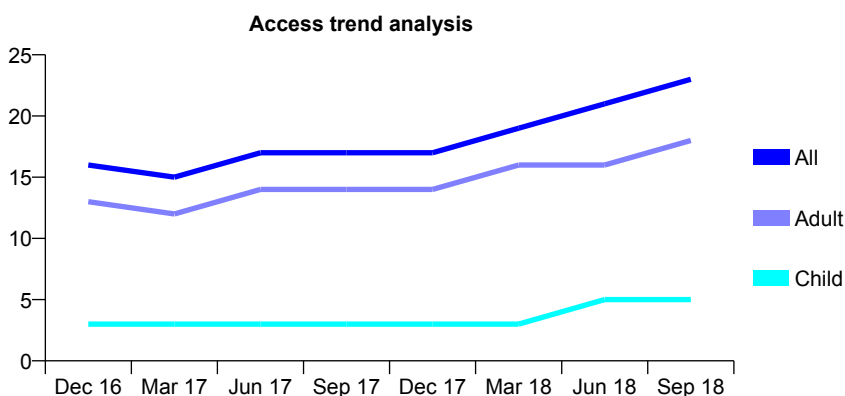
## Q68 - Vital Signs At a Glance Contract Report for 745022/0003 - September 2018

Name or company name	MR NH DOUGLAS
Contract type name	GDS Contract
Purpose of contract	General
Contract start date	01/04/2006
Contract end date	

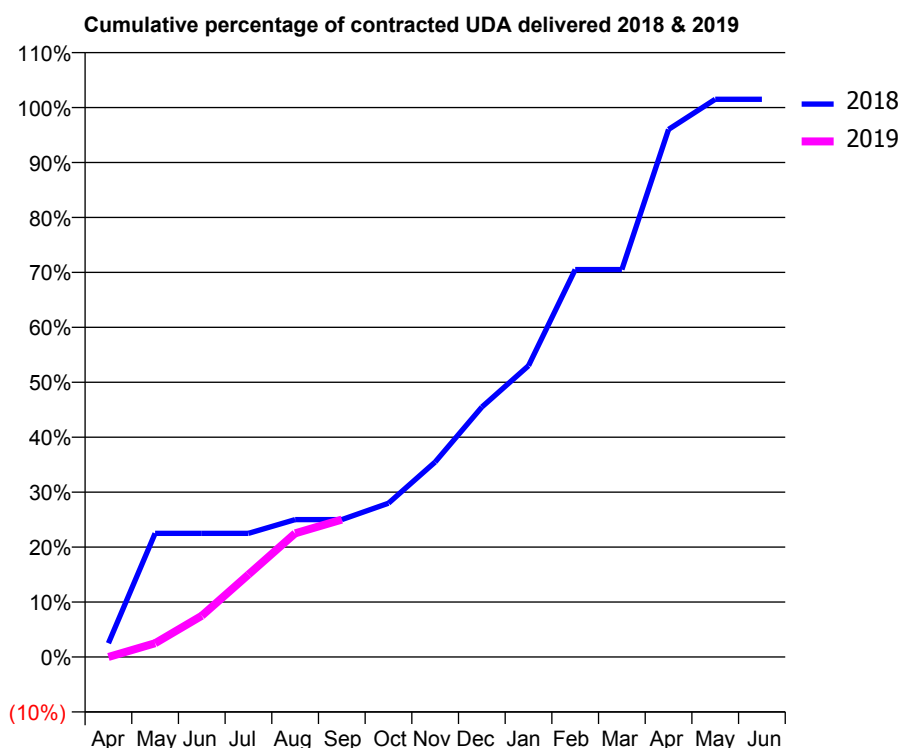
18/19 Contracted general activity (UDA)	40
Carry forward general activity (UDA)	0
18/19 Contracted orthodontic activity (UOA)	0
Carry forward orthodontic activity (UOA)	0
Baseline contract value	£1,136.07

### ACCESS\*

Patients seen in 24 months	Total	Change since previous quarter
Quarter ending September 2017	17	
Quarter ending December 2017	17	→
Quarter ending March 2018	19	↑
Quarter ending June 2018	21	↑
Quarter ending September 2018	23	↑
<b>Variance since September 2017</b>	<b>35.3%</b>	<b>↑</b>



### ACTIVITY



Adjusted Scheduled Activity (UDA)		
Month	2018	2019
April	1	0
May	9	1
June	9	3
July	9	6
August	10	9
September	10	10
October	11	
November	14	
December	18	
January	21	
February	28	
March	28	
April	38	
May	41	
June	41	

### QUALITY

	Quantity	Base Number	Contract	AT	Region	England
% of FP17s for the same patient ID Re-attending within 3 months - Children	0	5	0.0%	9.3%	11.1%	11.6%
% of FP17s for the same patient ID Re-attending within 3 months - Adults	1	8	12.5%	14.9%	15.3%	15.5%
% of FP17s for the same patient ID Re-attending between 3 & 9 months - Children	0	5	0.0%	59.8%	61.1%	58.8%
% of FP17s for the same patient ID Re-attending between 3 & 9 months - Adults	2	8	25.0%	51.6%	52.3%	51.1%
% of FP17s for Band 1 Urgent Courses	0	6	0.0%	9.4%	9.5%	9.0%
% of FP17s Relating to Free Repair or Replacements	0	6	0.0%	0.5%	0.7%	0.8%
% of FP17s Relating to Continuations	0	6	0.0%	0.8%	0.8%	0.9%
% of Patients satisfied with the dentistry they have received	0	0	N/A	92.5%	93.6%	93.3%
% of Patients satisfied with the time they had to wait for an appointment	0	0	N/A	89.8%	88.8%	88.9%

\* This is based on patients treated on this contract for their most recent course of treatment. Figures in italics indicate the base number of FP17s or Patient Questionnaire responses are less than 100. N/A is shown where the base number of responses is less than 10 during the period. % is calculated as Quantity/Base number\*100

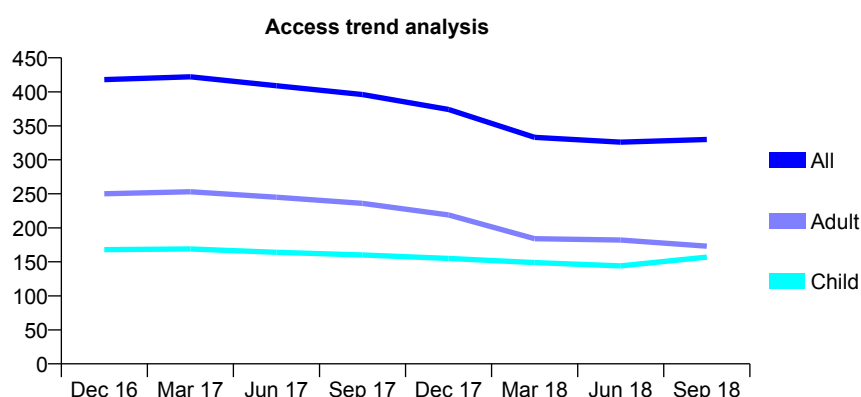
# Q68 - Vital Signs At a Glance Contract Report for 745197/0001 - September 2018

Name or company name	MR MA LUNN
Contract type name	GDS Contract
Purpose of contract	General
Contract start date	01/04/2006
Contract end date	

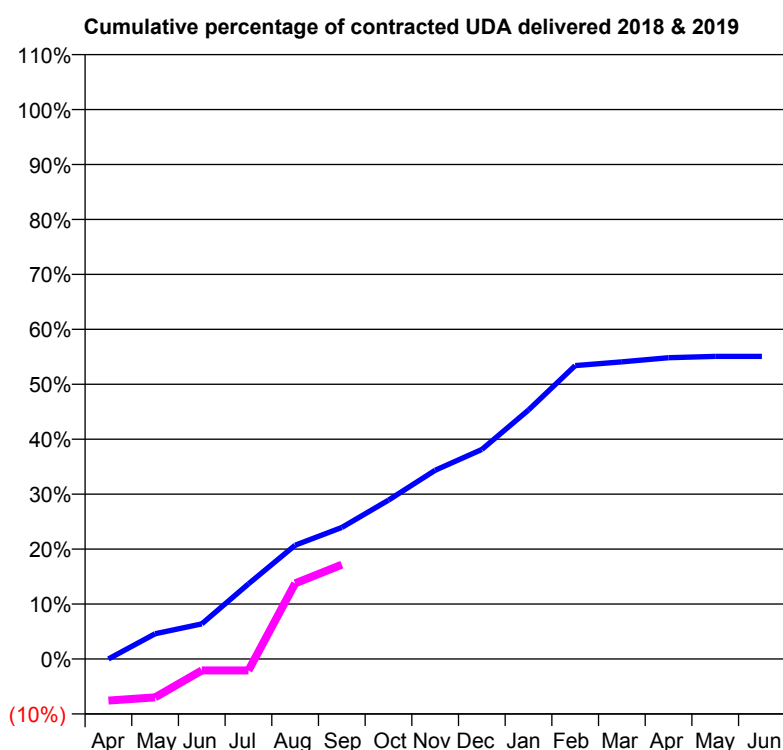
18/19 Contracted general activity (UDA)	1,330
Carry forward general activity (UDA)	139
18/19 Contracted orthodontic activity (UOA)	0
Carry forward orthodontic activity (UOA)	0
Baseline contract value	£35,216.13

## ACCESS\*

Patients seen in 24 months	Total	Change since previous quarter
Quarter ending September 2017	396	
Quarter ending December 2017	374	↓
Quarter ending March 2018	333	↓
Quarter ending June 2018	326	↓
Quarter ending September 2018	330	→
<b>Variance since September 2017</b>	<b>(16.7%)</b>	<b>↓</b>



## ACTIVITY



Adjusted Scheduled Activity (UDA)		
Month	2018	2019
April	0	-101
May	61	-93
June	85	-28
July	182	-28
August	275	183
September	318	228
October	384	
November	457	
December	507	
January	603	
February	710	
March	719	
April	729	
May	732	
June	732	

## QUALITY

	Quantity	Base Number	Contract	AT	Region	England
% of FP17s for the same patient ID Re-attending within 3 months - Children	2	106	1.9%	9.3%	11.1%	11.6%
% of FP17s for the same patient ID Re-attending within 3 months - Adults	9	103	8.7%	14.9%	15.3%	15.5%
% of FP17s for the same patient ID Re-attending between 3 & 9 months - Children	53	106	50.0%	59.8%	61.1%	58.8%
% of FP17s for the same patient ID Re-attending between 3 & 9 months - Adults	39	103	37.9%	51.6%	52.3%	51.1%
% of FP17s for Band 1 Urgent Courses	16	202	7.9%	9.4%	9.5%	9.0%
% of FP17s Relating to Free Repair or Replacements	0	202	0.0%	0.5%	0.7%	0.8%
% of FP17s Relating to Continuations	1	202	0.5%	0.8%	0.8%	0.9%
% of Patients satisfied with the dentistry they have received	0	0	N/A	92.5%	93.6%	93.3%
% of Patients satisfied with the time they had to wait for an appointment	0	0	N/A	89.8%	88.8%	88.9%

\* This is based on patients treated on this contract for their most recent course of treatment. Figures in italics indicate the base number of FP17s or Patient Questionnaire responses are less than 100. N/A is shown where the base number of responses is less than 10 during the period. % is calculated as Quantity/Base number\*100

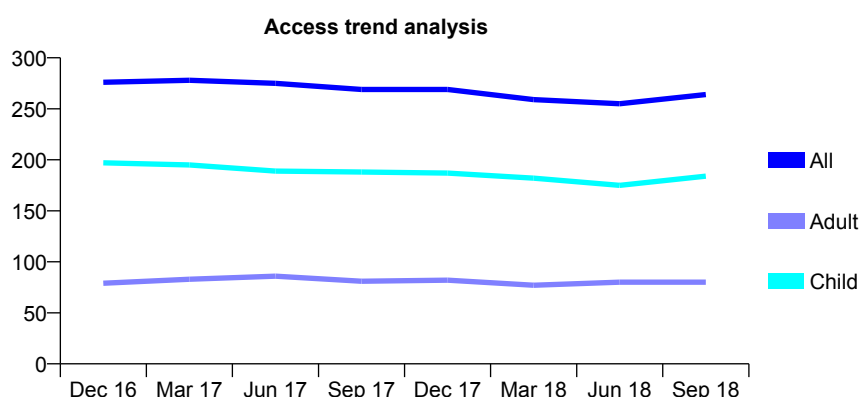
# Q68 - Vital Signs At a Glance Contract Report for 745480/0001 - September 2018

Name or company name	MR GH BURGESS
Contract type name	GDS Contract
Purpose of contract	General
Contract start date	01/04/2006
Contract end date	

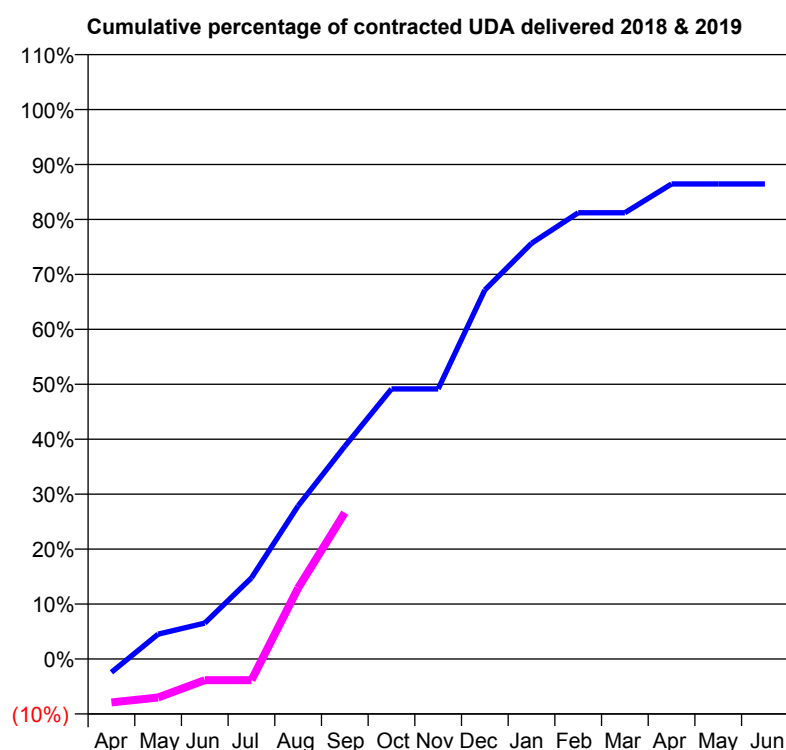
18/19 Contracted general activity (UDA)	450
Carry forward general activity (UDA)	61
18/19 Contracted orthodontic activity (UOA)	0
Carry forward orthodontic activity (UOA)	0
Baseline contract value	£9,882.37

## ACCESS\*

Patients seen in 24 months	Total	Change since previous quarter
Quarter ending September 2017	269	
Quarter ending December 2017	269	→
Quarter ending March 2018	259	↓
Quarter ending June 2018	255	↓
Quarter ending September 2018	264	↑
<b>Variance since September 2017</b>	<b>(1.9%)</b>	<b>↓</b>



## ACTIVITY



Adjusted Scheduled Activity (UDA)		
Month	2018	2019
April	-11	-36
May	20	-32
June	29	-17
July	66	-17
August	125	58
September	174	120
October	221	
November	221	
December	302	
January	340	
February	365	
March	365	
April	389	
May	389	
June	389	

## QUALITY

	Quantity	Base Number	Contract	AT	Region	England
% of FP17s for the same patient ID Re-attending within 3 months - Children	0	109	0.0%	9.3%	11.1%	11.6%
% of FP17s for the same patient ID Re-attending within 3 months - Adults	2	54	3.7%	14.9%	15.3%	15.5%
% of FP17s for the same patient ID Re-attending between 3 & 9 months - Children	51	109	46.8%	59.8%	61.1%	58.8%
% of FP17s for the same patient ID Re-attending between 3 & 9 months - Adults	5	54	9.3%	51.6%	52.3%	51.1%
% of FP17s for Band 1 Urgent Courses	13	152	8.6%	9.4%	9.5%	9.0%
% of FP17s Relating to Free Repair or Replacements	0	152	0.0%	0.5%	0.7%	0.8%
% of FP17s Relating to Continuations	0	152	0.0%	0.8%	0.8%	0.9%
% of Patients satisfied with the dentistry they have received	1	1	N/A	92.5%	93.6%	93.3%
% of Patients satisfied with the time they had to wait for an appointment	1	1	N/A	89.8%	88.8%	88.9%

\* This is based on patients treated on this contract for their most recent course of treatment. Figures in italics indicate the base number of FP17s or Patient Questionnaire responses are less than 100. N/A is shown where the base number of responses is less than 10 during the period. % is calculated as Quantity/Base number\*100

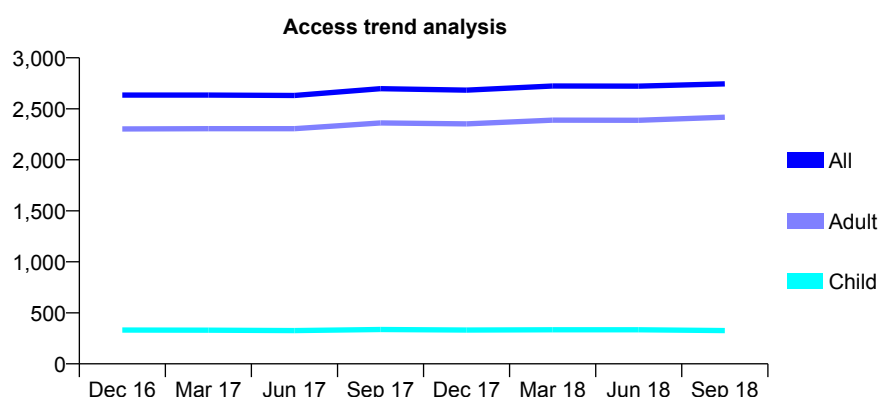
# Q68 - Vital Signs At a Glance Contract Report for 748943/0001 - September 2018

Name or company name	MR JD BRODERICK
Contract type name	GDS Contract
Purpose of contract	General and Orthodontic
Contract start date	01/04/2006
Contract end date	

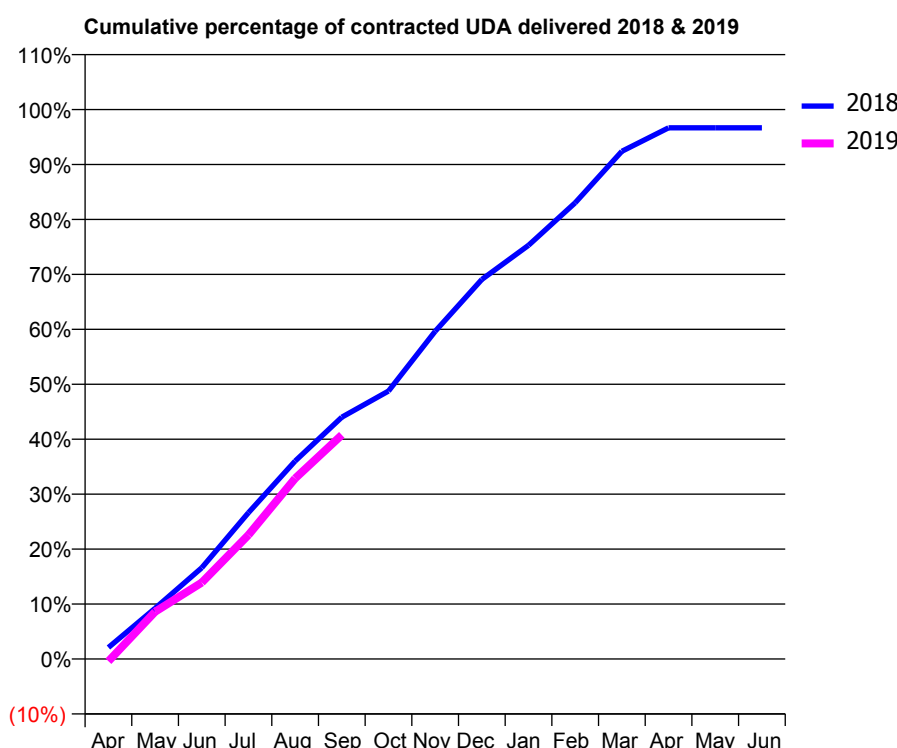
18/19 Contracted general activity (UDA)	9,070
Carry forward general activity (UDA)	302
18/19 Contracted orthodontic activity (UOA)	336
Carry forward orthodontic activity (UOA)	0
Baseline contract value	£232,495.12

## ACCESS\*

Patients seen in 24 months	Total	Change since previous quarter
Quarter ending September 2017	2,697	
Quarter ending December 2017	2,683	→
Quarter ending March 2018	2,723	→
Quarter ending June 2018	2,722	→
Quarter ending September 2018	2,744	→
<b>Variance since September 2017</b>	<b>1.7%</b>	<b>→</b>



## ACTIVITY



Adjusted Scheduled Activity (UDA)		
Month	2018	2019
April	190	-38
May	838	780
June	1,507	1,262
July	2,417	2,048
August	3,266	2,982
September	3,992	3,699
October	4,423	
November	5,408	
December	6,265	
January	6,828	
February	7,530	
March	8,381	
April	8,767	
May	8,767	
June	8,767	

## QUALITY

	Quantity	Base Number	Contract	AT	Region	England
% of FP17s for the same patient ID Re-attending within 3 months - Children	14	221	6.3%	9.3%	11.1%	11.6%
% of FP17s for the same patient ID Re-attending within 3 months - Adults	187	1,740	10.7%	14.9%	15.3%	15.5%
% of FP17s for the same patient ID Re-attending between 3 & 9 months - Children	121	221	54.8%	59.8%	61.1%	58.8%
% of FP17s for the same patient ID Re-attending between 3 & 9 months - Adults	1,026	1,740	59.0%	51.6%	52.3%	51.1%
% of FP17s for Band 1 Urgent Courses	75	1,830	4.1%	9.4%	9.5%	9.0%
% of FP17s Relating to Free Repair or Replacements	9	1,830	0.5%	0.5%	0.7%	0.8%
% of FP17s Relating to Continuations	42	1,830	2.3%	0.8%	0.8%	0.9%
% of Patients satisfied with the dentistry they have received	2	2	N/A	92.5%	93.6%	93.3%
% of Patients satisfied with the time they had to wait for an appointment	2	2	N/A	89.8%	88.8%	88.9%

\* This is based on patients treated on this contract for their most recent course of treatment. Figures in italics indicate the base number of FP17s or Patient Questionnaire responses are less than 100. N/A is shown where the base number of responses is less than 10 during the period. % is calculated as Quantity/Base number\*100

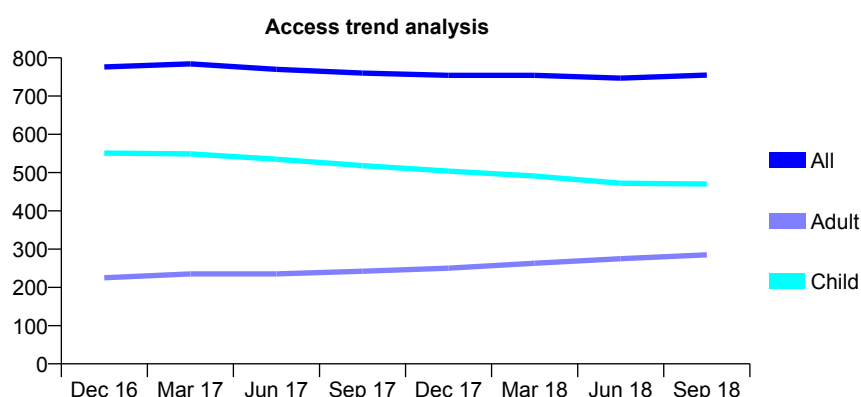
# Q68 - Vital Signs At a Glance Contract Report for 748978/0001 - September 2018

Name or company name	MISS EH BLIGNAUT
Contract type name	GDS Contract
Purpose of contract	General
Contract start date	01/04/2006
Contract end date	

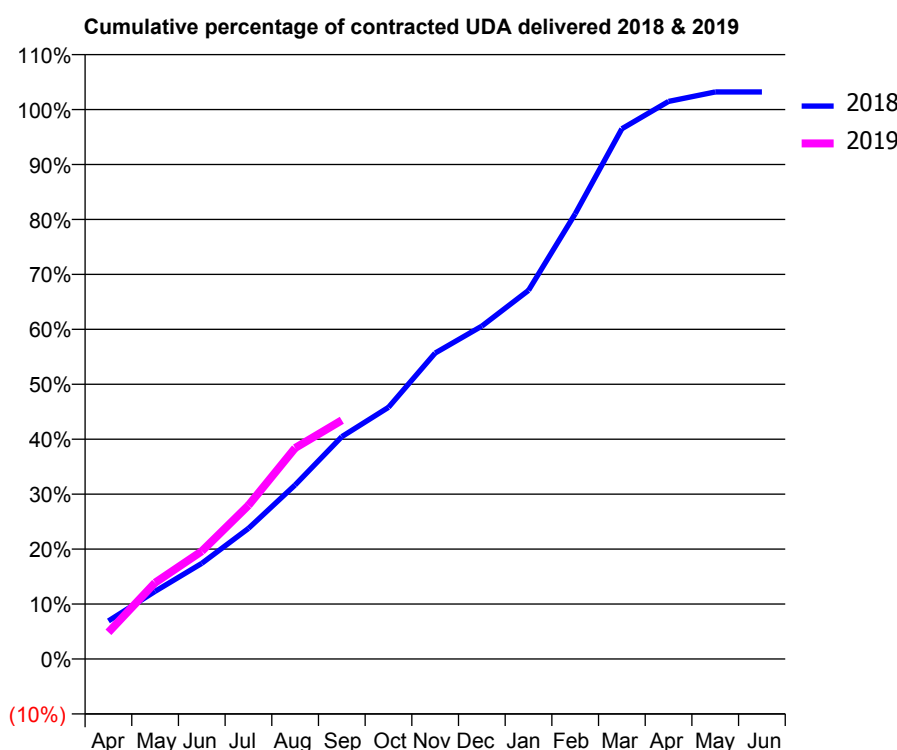
18/19 Contracted general activity (UDA)	1,733
Carry forward general activity (UDA)	0
18/19 Contracted orthodontic activity (UOA)	0
Carry forward orthodontic activity (UOA)	0
Baseline contract value	£69,766.11

## ACCESS\*

Patients seen in 24 months	Total	Change since previous quarter
Quarter ending September 2017	760	
Quarter ending December 2017	754	→
Quarter ending March 2018	754	→
Quarter ending June 2018	747	→
Quarter ending September 2018	755	→
<b>Variance since September 2017</b>	<b>(0.7%)</b>	→



## ACTIVITY



Month	Adjusted Scheduled Activity (UDA)	
	2018	2019
April	120	84
May	213	241
June	302	340
July	412	485
August	549	665
September	701	753
October	794	
November	965	
December	1,050	
January	1,162	
February	1,404	
March	1,672	
April	1,758	
May	1,788	
June	1,788	

## QUALITY

	Quantity	Base Number	Contract	AT	Region	England
% of FP17s for the same patient ID Re-attending within 3 months - Children	22	367	6.0%	9.3%	11.1%	11.6%
% of FP17s for the same patient ID Re-attending within 3 months - Adults	11	125	8.8%	14.9%	15.3%	15.5%
% of FP17s for the same patient ID Re-attending between 3 & 9 months - Children	220	367	59.9%	59.8%	61.1%	58.8%
% of FP17s for the same patient ID Re-attending between 3 & 9 months - Adults	54	125	43.2%	51.6%	52.3%	51.1%
% of FP17s for Band 1 Urgent Courses	14	457	3.1%	9.4%	9.5%	9.0%
% of FP17s Relating to Free Repair or Replacements	0	457	0.0%	0.5%	0.7%	0.8%
% of FP17s Relating to Continuations	0	457	0.0%	0.8%	0.8%	0.9%
% of Patients satisfied with the dentistry they have received	3	3	N/A	92.5%	93.6%	93.3%
% of Patients satisfied with the time they had to wait for an appointment	3	3	N/A	89.8%	88.8%	88.9%

\* This is based on patients treated on this contract for their most recent course of treatment. Figures in italics indicate the base number of FP17s or Patient Questionnaire responses are less than 100. N/A is shown where the base number of responses is less than 10 during the period. % is calculated as Quantity/Base number\*100

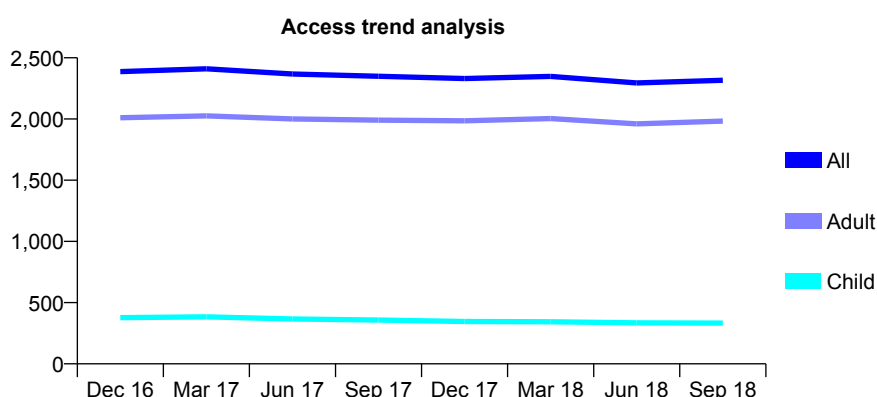
# Q68 - Vital Signs At a Glance Contract Report for 754358/0001 - September 2018

Name or company name	MR TE CRONIN
Contract type name	GDS Contract
Purpose of contract	General
Contract start date	01/04/2006
Contract end date	

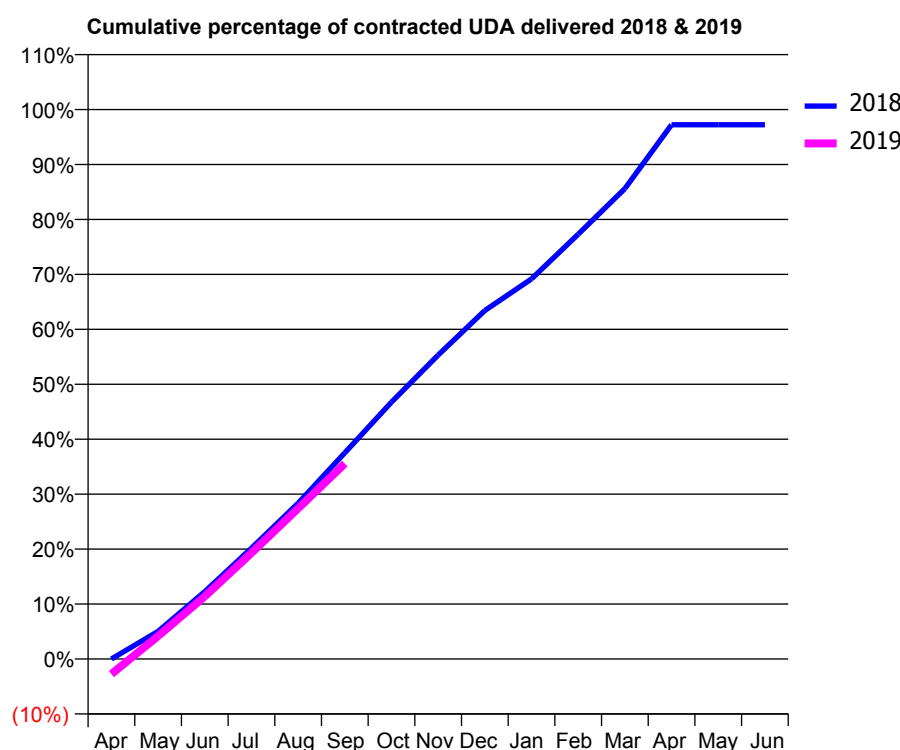
18/19 Contracted general activity (UDA)	9,110
Carry forward general activity (UDA)	252
18/19 Contracted orthodontic activity (UOA)	0
Carry forward orthodontic activity (UOA)	0
Baseline contract value	£220,722.51

## ACCESS\*

Patients seen in 24 months	Total	Change since previous quarter
Quarter ending September 2017	2,349	
Quarter ending December 2017	2,331	→
Quarter ending March 2018	2,348	→
Quarter ending June 2018	2,295	↓
Quarter ending September 2018	2,316	→
<b>Variance since September 2017</b>	<b>(1.4%)</b>	<b>↓</b>



## ACTIVITY



Adjusted Scheduled Activity (UDA)		
Month	2018	2019
April	0	-252
May	458	382
June	1,117	1,037
July	1,838	1,758
August	2,583	2,497
September	3,418	3,239
October	4,259	
November	5,040	
December	5,777	
January	6,302	
February	7,041	
March	7,799	
April	8,857	
May	8,857	
June	8,857	

## QUALITY

	Quantity	Base Number	Contract	AT	Region	England
% of FP17s for the same patient ID Re-attending within 3 months - Children	9	216	4.2%	9.3%	11.1%	11.6%
% of FP17s for the same patient ID Re-attending within 3 months - Adults	187	1,574	11.9%	14.9%	15.3%	15.5%
% of FP17s for the same patient ID Re-attending between 3 & 9 months - Children	118	216	54.6%	59.8%	61.1%	58.8%
% of FP17s for the same patient ID Re-attending between 3 & 9 months - Adults	994	1,574	63.2%	51.6%	52.3%	51.1%
% of FP17s for Band 1 Urgent Courses	84	1,405	6.0%	9.4%	9.5%	9.0%
% of FP17s Relating to Free Repair or Replacements	5	1,405	0.4%	0.5%	0.7%	0.8%
% of FP17s Relating to Continuations	32	1,405	2.3%	0.8%	0.8%	0.9%
% of Patients satisfied with the dentistry they have received	3	3	N/A	92.5%	93.6%	93.3%
% of Patients satisfied with the time they had to wait for an appointment	3	3	N/A	89.8%	88.8%	88.9%

\* This is based on patients treated on this contract for their most recent course of treatment. Figures in italics indicate the base number of FP17s or Patient Questionnaire responses are less than 100. N/A is shown where the base number of responses is less than 10 during the period. % is calculated as Quantity/Base number\*100

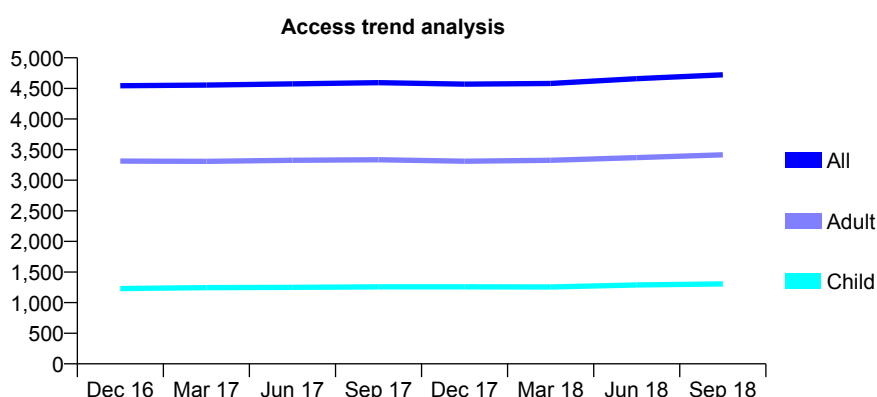
# Q68 - Vital Signs At a Glance Contract Report for 755389/0001 - September 2018

Name or company name	MR SD KELL
Contract type name	GDS Contract
Purpose of contract	General
Contract start date	01/08/2007
Contract end date	

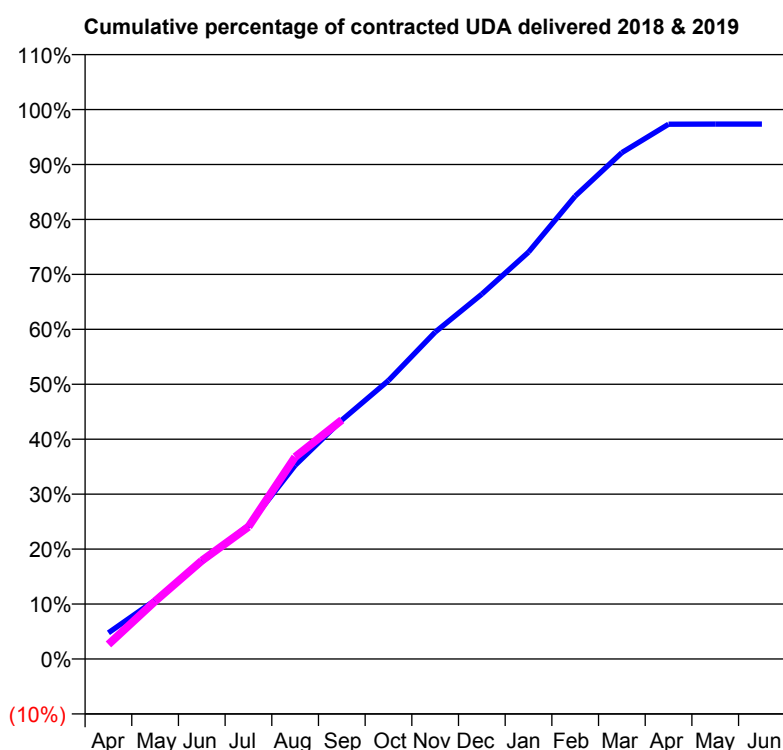
18/19 Contracted general activity (UDA)	12,216
Carry forward general activity (UDA)	324
18/19 Contracted orthodontic activity (UOA)	0
Carry forward orthodontic activity (UOA)	0
Baseline contract value	£291,330.58

## ACCESS\*

Patients seen in 24 months	Total	Change since previous quarter
Quarter ending September 2017	4,594	
Quarter ending December 2017	4,570	→
Quarter ending March 2018	4,581	→
Quarter ending June 2018	4,658	→
Quarter ending September 2018	4,723	→
<b>Variance since September 2017</b>	<b>2.8%</b>	<b>↑</b>



## ACTIVITY



Adjusted Scheduled Activity (UDA)		
Month	2018	2019
April	583	326
May	1,309	1,284
June	2,160	2,185
July	2,972	2,938
August	4,305	4,492
September	5,310	5,314
October	6,191	
November	7,269	
December	8,113	
January	9,047	
February	10,292	
March	11,257	
April	11,890	
May	11,892	
June	11,892	

## QUALITY

	Quantity	Base Number	Contract	AT	Region	England
% of FP17s for the same patient ID Re-attending within 3 months - Children	69	1,086	6.4%	9.3%	11.1%	11.6%
% of FP17s for the same patient ID Re-attending within 3 months - Adults	334	2,755	12.1%	14.9%	15.3%	15.5%
% of FP17s for the same patient ID Re-attending between 3 & 9 months - Children	738	1,086	68.0%	59.8%	61.1%	58.8%
% of FP17s for the same patient ID Re-attending between 3 & 9 months - Adults	1,770	2,755	64.2%	51.6%	52.3%	51.1%
% of FP17s for Band 1 Urgent Courses	176	3,118	5.6%	9.4%	9.5%	9.0%
% of FP17s Relating to Free Repair or Replacements	26	3,118	0.8%	0.5%	0.7%	0.8%
% of FP17s Relating to Continuations	7	3,118	0.2%	0.8%	0.8%	0.9%
% of Patients satisfied with the dentistry they have received	6	6	N/A	92.5%	93.6%	93.3%
% of Patients satisfied with the time they had to wait for an appointment	6	6	N/A	89.8%	88.8%	88.9%

\* This is based on patients treated on this contract for their most recent course of treatment. Figures in italics indicate the base number of FP17s or Patient Questionnaire responses are less than 100. N/A is shown where the base number of responses is less than 10 during the period. % is calculated as Quantity/Base number\*100



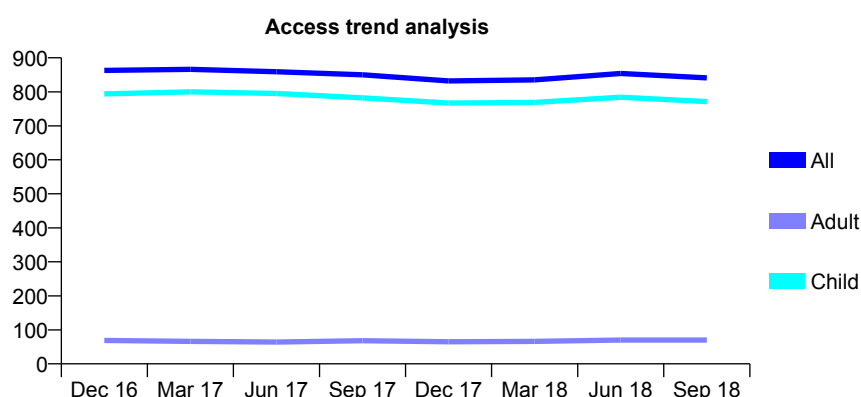
# Q68 - Vital Signs At a Glance Contract Report for 762113/0001 - September 2018

Name or company name	MR M SABAH
Contract type name	GDS Contract
Purpose of contract	General
Contract start date	01/04/2006
Contract end date	

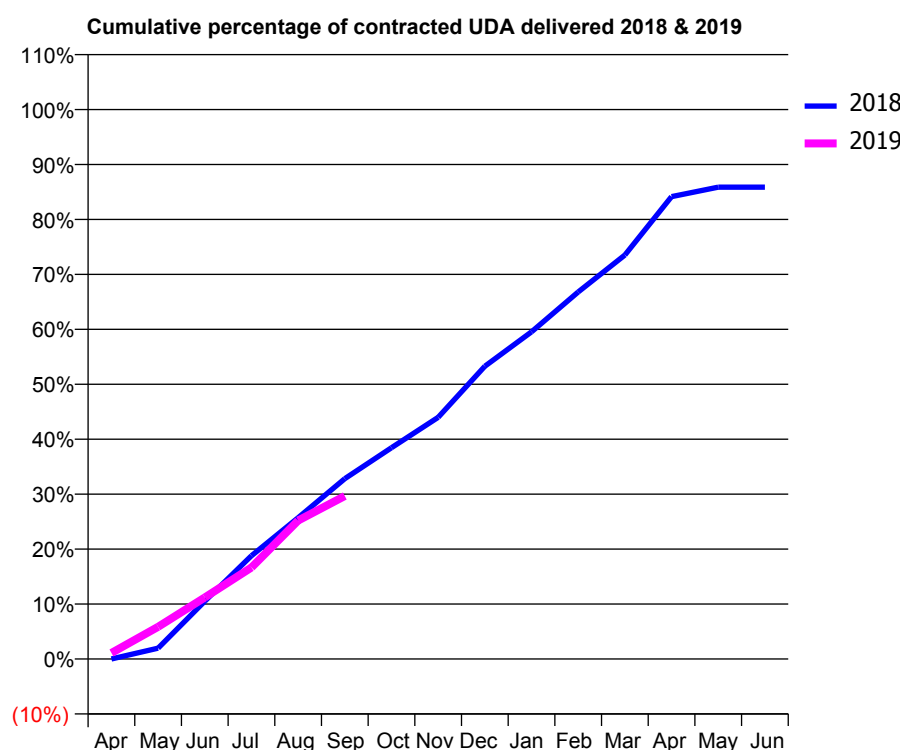
18/19 Contracted general activity (UDA)	1,800
Carry forward general activity (UDA)	0
18/19 Contracted orthodontic activity (UOA)	0
Carry forward orthodontic activity (UOA)	0
Baseline contract value	£38,111.68

## ACCESS\*

Patients seen in 24 months	Total	Change since previous quarter
Quarter ending September 2017	850	
Quarter ending December 2017	832	↓
Quarter ending March 2018	835	→
Quarter ending June 2018	854	↑
Quarter ending September 2018	841	↓
<b>Variance since September 2017</b>	<b>(1.1%)</b>	<b>↓</b>



## ACTIVITY



Adjusted Scheduled Activity (UDA)		
Month	2018	2019
April	0	20
May	36	106
June	189	202
July	338	300
August	463	454
September	591	534
October	692	
November	792	
December	959	
January	1,072	
February	1,202	
March	1,323	
April	1,515	
May	1,546	
June	1,546	

## QUALITY

	Quantity	Base Number	Contract	AT	Region	England
% of FP17s for the same patient ID Re-attending within 3 months - Children	30	548	5.5%	9.3%	11.1%	11.6%
% of FP17s for the same patient ID Re-attending within 3 months - Adults	0	18	0.0%	14.9%	15.3%	15.5%
% of FP17s for the same patient ID Re-attending between 3 & 9 months - Children	315	548	57.5%	59.8%	61.1%	58.8%
% of FP17s for the same patient ID Re-attending between 3 & 9 months - Adults	10	18	55.6%	51.6%	52.3%	51.1%
% of FP17s for Band 1 Urgent Courses	20	413	4.8%	9.4%	9.5%	9.0%
% of FP17s Relating to Free Repair or Replacements	0	413	0.0%	0.5%	0.7%	0.8%
% of FP17s Relating to Continuations	0	413	0.0%	0.8%	0.8%	0.9%
% of Patients satisfied with the dentistry they have received	0	0	N/A	92.5%	93.6%	93.3%
% of Patients satisfied with the time they had to wait for an appointment	0	0	N/A	89.8%	88.8%	88.9%

\* This is based on patients treated on this contract for their most recent course of treatment. Figures in italics indicate the base number of FP17s or Patient Questionnaire responses are less than 100. N/A is shown where the base number of responses is less than 10 during the period. % is calculated as Quantity/Base number\*100

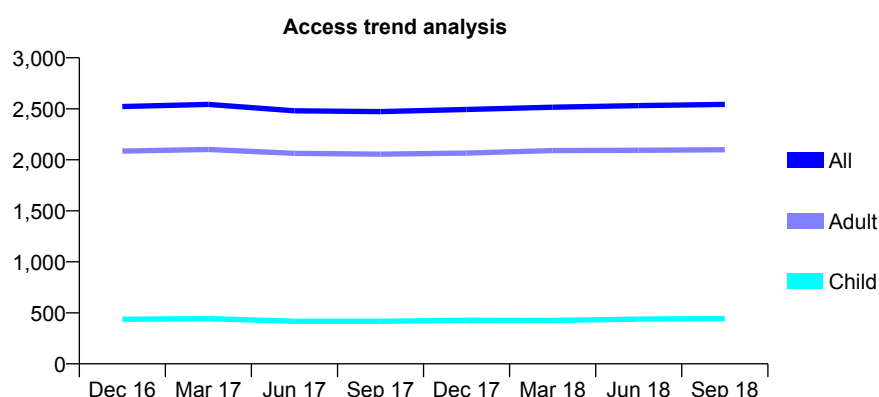
# Q68 - Vital Signs At a Glance Contract Report for 762369/0001 - September 2018

Name or company name	MR F DIRAKVAND
Contract type name	GDS Contract
Purpose of contract	General
Contract start date	01/04/2006
Contract end date	

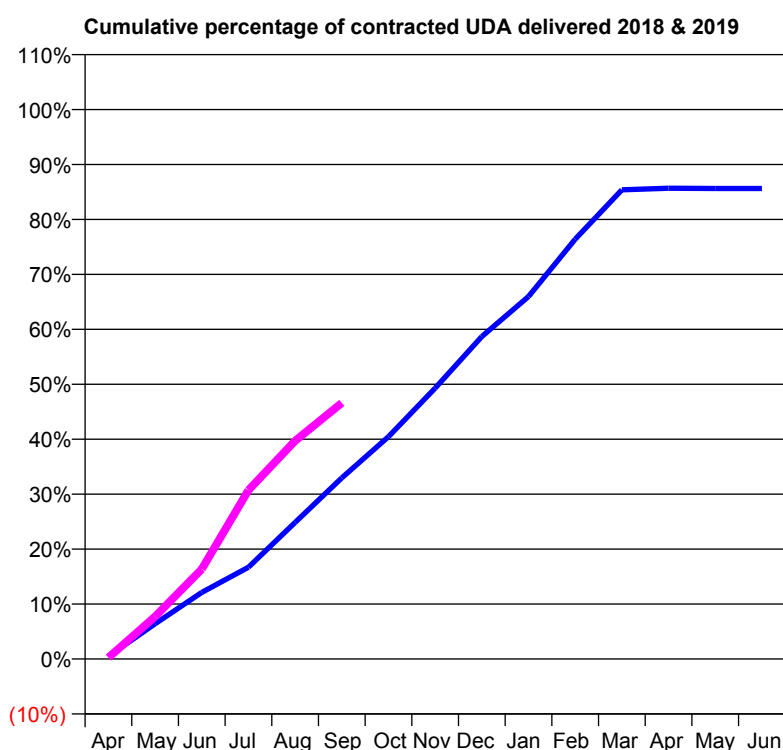
18/19 Contracted general activity (UDA)	8,356
Carry forward general activity (UDA)	0
18/19 Contracted orthodontic activity (UOA)	0
Carry forward orthodontic activity (UOA)	0
Baseline contract value	£208,469.56

## ACCESS\*

Patients seen in 24 months	Total	Change since previous quarter
Quarter ending September 2017	2,473	
Quarter ending December 2017	2,493	→
Quarter ending March 2018	2,516	→
Quarter ending June 2018	2,532	→
Quarter ending September 2018	2,543	→
<b>Variance since September 2017</b>	<b>2.8%</b>	<b>↑</b>



## ACTIVITY



Adjusted Scheduled Activity (UDA)		
Month	2018	2019
April	41	21
May	537	646
June	1,012	1,368
July	1,396	2,568
August	2,077	3,319
September	2,755	3,894
October	3,381	
November	4,120	
December	4,903	
January	5,513	
February	6,384	
March	7,134	
April	7,158	
May	7,155	
June	7,155	

## QUALITY

	Quantity	Base Number	Contract	AT	Region	England
% of FP17s for the same patient ID Re-attending within 3 months - Children	9	300	3.0%	9.3%	11.1%	11.6%
% of FP17s for the same patient ID Re-attending within 3 months - Adults	102	1,323	7.7%	14.9%	15.3%	15.5%
% of FP17s for the same patient ID Re-attending between 3 & 9 months - Children	173	300	57.7%	59.8%	61.1%	58.8%
% of FP17s for the same patient ID Re-attending between 3 & 9 months - Adults	805	1,323	60.8%	51.6%	52.3%	51.1%
% of FP17s for Band 1 Urgent Courses	61	1,620	3.8%	9.4%	9.5%	9.0%
% of FP17s Relating to Free Repair or Replacements	15	1,620	0.9%	0.5%	0.7%	0.8%
% of FP17s Relating to Continuations	0	1,620	0.0%	0.8%	0.8%	0.9%
% of Patients satisfied with the dentistry they have received	2	2	N/A	92.5%	93.6%	93.3%
% of Patients satisfied with the time they had to wait for an appointment	2	2	N/A	89.8%	88.8%	88.9%

\* This is based on patients treated on this contract for their most recent course of treatment. Figures in italics indicate the base number of FP17s or Patient Questionnaire responses are less than 100. N/A is shown where the base number of responses is less than 10 during the period. % is calculated as Quantity/Base number\*100

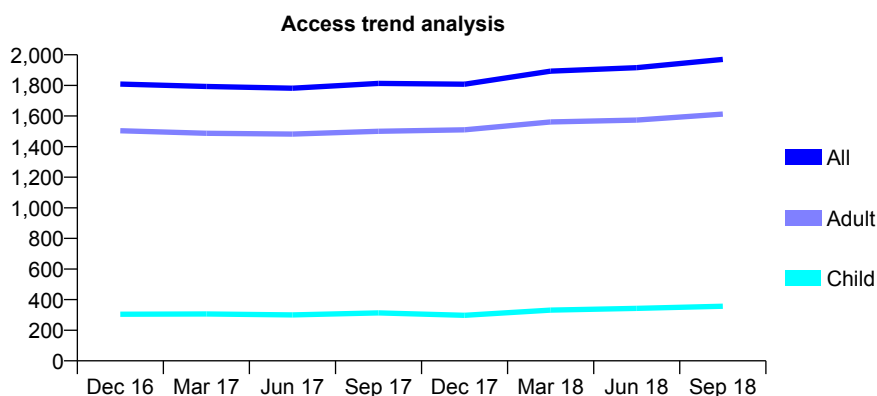
## Q68 - Vital Signs At a Glance Contract Report for 763233/0001 - September 2018

Name or company name	MR H MOTAMEDI
Contract type name	GDS Contract
Purpose of contract	General
Contract start date	01/04/2006
Contract end date	

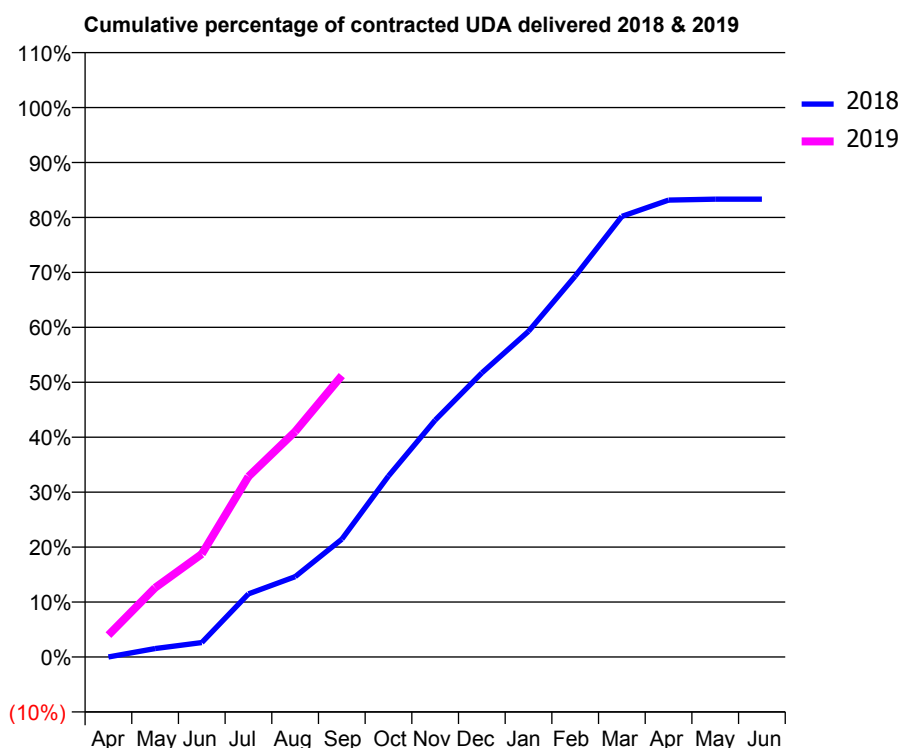
18/19 Contracted general activity (UDA)	7,159
Carry forward general activity (UDA)	0
18/19 Contracted orthodontic activity (UOA)	0
Carry forward orthodontic activity (UOA)	0
Baseline contract value	£178,875.08

### ACCESS\*

Patients seen in 24 months	Total	Change since previous quarter
Quarter ending September 2017	1,813	
Quarter ending December 2017	1,808	→
Quarter ending March 2018	1,893	↑
Quarter ending June 2018	1,916	→
Quarter ending September 2018	1,970	↑
<b>Variance since September 2017</b>	<b>8.7%</b>	<b>↑</b>



### ACTIVITY



Adjusted Scheduled Activity (UDA)		
Month	2018	2019
April	0	286
May	111	903
June	188	1,342
July	823	2,352
August	1,046	2,937
September	1,535	3,667
October	2,359	
November	3,087	
December	3,702	
January	4,243	
February	4,962	
March	5,740	
April	5,952	
May	5,965	
June	5,966	

### QUALITY

	Quantity	Base Number	Contract	AT	Region	England
% of FP17s for the same patient ID Re-attending within 3 months - Children	13	244	5.3%	9.3%	11.1%	11.6%
% of FP17s for the same patient ID Re-attending within 3 months - Adults	102	1,096	9.3%	14.9%	15.3%	15.5%
% of FP17s for the same patient ID Re-attending between 3 & 9 months - Children	114	244	46.7%	59.8%	61.1%	58.8%
% of FP17s for the same patient ID Re-attending between 3 & 9 months - Adults	628	1,096	57.3%	51.6%	52.3%	51.1%
% of FP17s for Band 1 Urgent Courses	31	1,276	2.4%	9.4%	9.5%	9.0%
% of FP17s Relating to Free Repair or Replacements	5	1,276	0.4%	0.5%	0.7%	0.8%
% of FP17s Relating to Continuations	6	1,276	0.5%	0.8%	0.8%	0.9%
% of Patients satisfied with the dentistry they have received	0	0	N/A	92.5%	93.6%	93.3%
% of Patients satisfied with the time they had to wait for an appointment	0	0	N/A	89.8%	88.8%	88.9%

\* This is based on patients treated on this contract for their most recent course of treatment. Figures in italics indicate the base number of FP17s or Patient Questionnaire responses are less than 100. N/A is shown where the base number of responses is less than 10 during the period. % is calculated as Quantity/Base number\*100

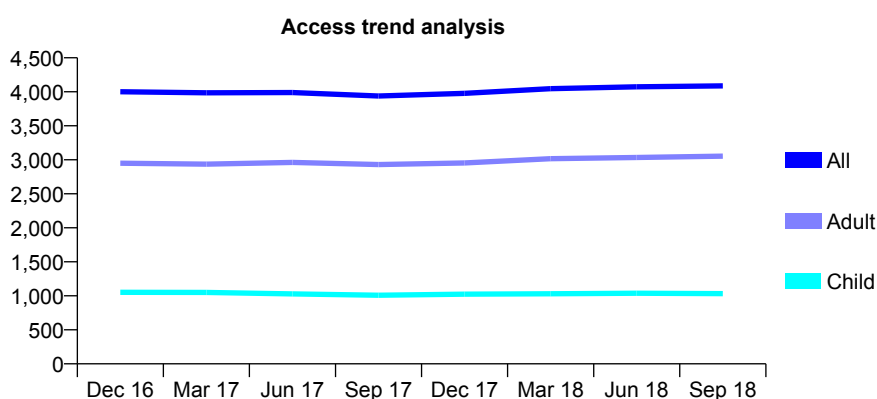
## Q68 - Vital Signs At a Glance Contract Report for 763535/0002 - September 2018

Name or company name	MR A SAMI
Contract type name	GDS Contract
Purpose of contract	General
Contract start date	01/12/2006
Contract end date	

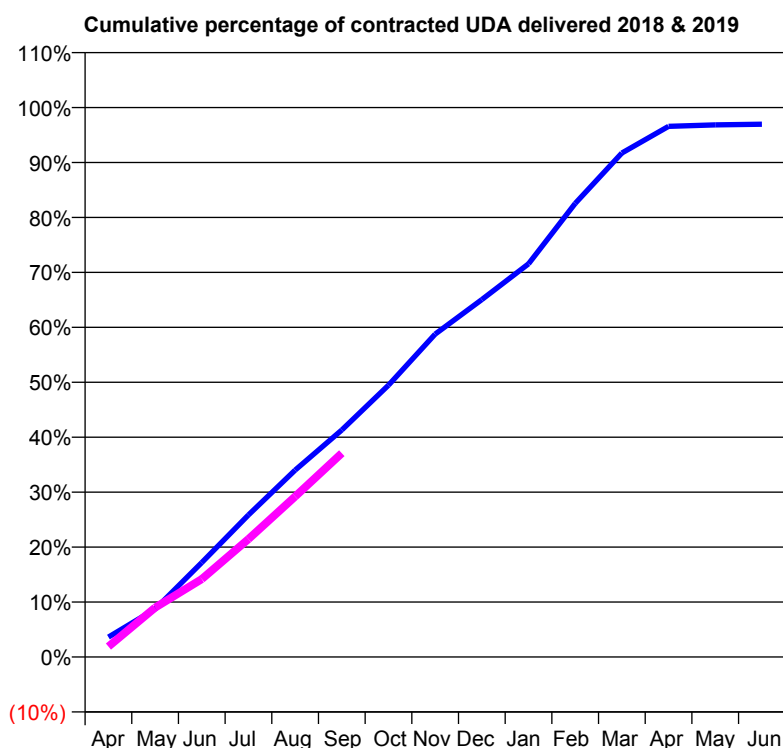
18/19 Contracted general activity (UDA)	10,310
Carry forward general activity (UDA)	312
18/19 Contracted orthodontic activity (UOA)	0
Carry forward orthodontic activity (UOA)	0
Baseline contract value	£244,447.87

### ACCESS\*

Patients seen in 24 months	Total	Change since previous quarter
Quarter ending September 2017	3,939	
Quarter ending December 2017	3,978	→
Quarter ending March 2018	4,047	→
Quarter ending June 2018	4,074	→
Quarter ending September 2018	4,087	→
<b>Variance since September 2017</b>	<b>3.8%</b>	<b>↑</b>



### ACTIVITY



Adjusted Scheduled Activity (UDA)		
Month	2018	2019
April	373	197
May	899	927
June	1,773	1,464
July	2,665	2,214
August	3,506	3,010
September	4,260	3,823
October	5,100	
November	6,059	
December	6,707	
January	7,378	
February	8,510	
March	9,457	
April	9,955	
May	9,984	
June	9,998	

### QUALITY

	Quantity	Base Number	Contract	AT	Region	England
% of FP17s for the same patient ID Re-attending within 3 months - Children	38	640	5.9%	9.3%	11.1%	11.6%
% of FP17s for the same patient ID Re-attending within 3 months - Adults	215	1,570	13.7%	14.9%	15.3%	15.5%
% of FP17s for the same patient ID Re-attending between 3 & 9 months - Children	283	640	44.2%	59.8%	61.1%	58.8%
% of FP17s for the same patient ID Re-attending between 3 & 9 months - Adults	561	1,570	35.7%	51.6%	52.3%	51.1%
% of FP17s for Band 1 Urgent Courses	186	1,992	9.3%	9.4%	9.5%	9.0%
% of FP17s Relating to Free Repair or Replacements	10	1,992	0.5%	0.5%	0.7%	0.8%
% of FP17s Relating to Continuations	46	1,992	2.3%	0.8%	0.8%	0.9%
% of Patients satisfied with the dentistry they have received	1	1	N/A	92.5%	93.6%	93.3%
% of Patients satisfied with the time they had to wait for an appointment	0	1	N/A	89.8%	88.8%	88.9%

\* This is based on patients treated on this contract for their most recent course of treatment. Figures in italics indicate the base number of FP17s or Patient Questionnaire responses are less than 100. N/A is shown where the base number of responses is less than 10 during the period. % is calculated as Quantity/Base number\*100

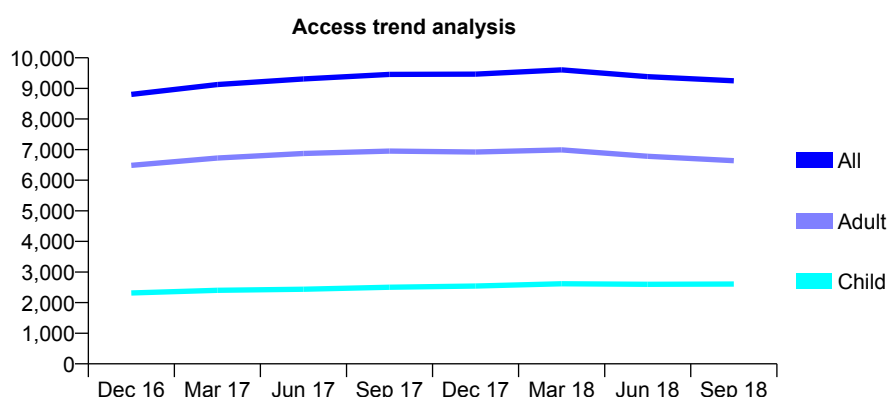
# Q68 - Vital Signs At a Glance Contract Report for 772100/0001 - September 2018

Name or company name	MR BM SILVA
Contract type name	GDS Contract
Purpose of contract	General
Contract start date	01/04/2006
Contract end date	

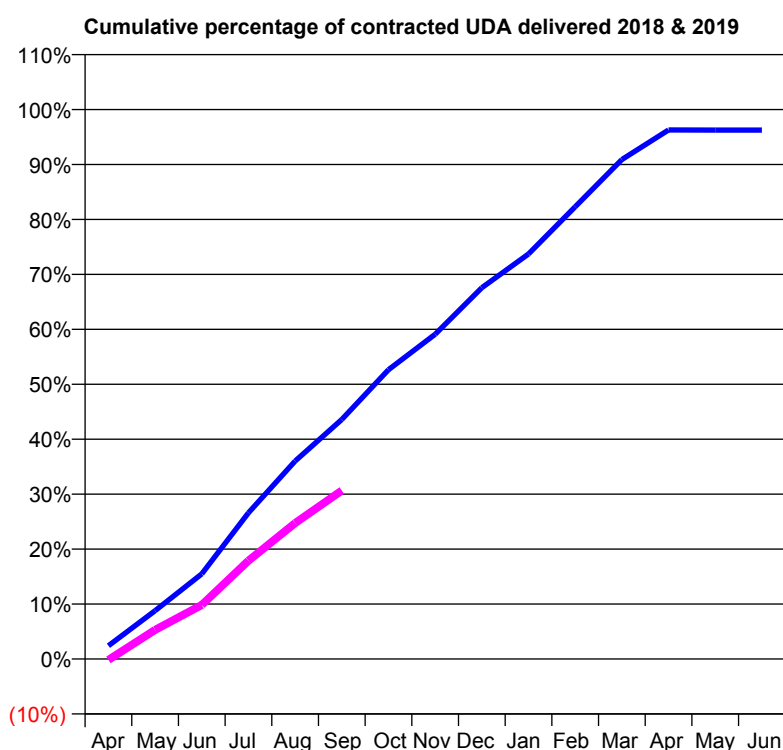
18/19 Contracted general activity (UDA)	29,792
Carry forward general activity (UDA)	1,112
18/19 Contracted orthodontic activity (UOA)	0
Carry forward orthodontic activity (UOA)	0
Baseline contract value	£771,025.82

## ACCESS\*

Patients seen in 24 months	Total	Change since previous quarter
Quarter ending September 2017	9,458	
Quarter ending December 2017	9,466	→
Quarter ending March 2018	9,607	→
Quarter ending June 2018	9,382	↓
Quarter ending September 2018	9,250	↓
<b>Variance since September 2017</b>	<b>(2.2%)</b>	<b>↓</b>



## ACTIVITY



Adjusted Scheduled Activity (UDA)		
Month	2018	2019
April	718	-58
May	2,619	1,578
June	4,618	2,932
July	7,929	5,333
August	10,730	7,374
September	12,984	9,136
October	15,688	
November	17,605	
December	20,134	
January	21,960	
February	24,517	
March	27,078	
April	28,683	
May	28,679	
June	28,679	

## QUALITY

	Quantity	Base Number	Contract	AT	Region	England
% of FP17s for the same patient ID Re-attending within 3 months - Children	127	1,718	7.4%	9.3%	11.1%	11.6%
% of FP17s for the same patient ID Re-attending within 3 months - Adults	472	3,552	13.3%	14.9%	15.3%	15.5%
% of FP17s for the same patient ID Re-attending between 3 & 9 months - Children	954	1,718	55.5%	59.8%	61.1%	58.8%
% of FP17s for the same patient ID Re-attending between 3 & 9 months - Adults	2,066	3,552	58.2%	51.6%	52.3%	51.1%
% of FP17s for Band 1 Urgent Courses	340	4,722	7.2%	9.4%	9.5%	9.0%
% of FP17s Relating to Free Repair or Replacements	8	4,722	0.2%	0.5%	0.7%	0.8%
% of FP17s Relating to Continuations	8	4,722	0.2%	0.8%	0.8%	0.9%
% of Patients satisfied with the dentistry they have received	4	5	N/A	92.5%	93.6%	93.3%
% of Patients satisfied with the time they had to wait for an appointment	5	5	N/A	89.8%	88.8%	88.9%

\* This is based on patients treated on this contract for their most recent course of treatment. Figures in italics indicate the base number of FP17s or Patient Questionnaire responses are less than 100. N/A is shown where the base number of responses is less than 10 during the period. % is calculated as Quantity/Base number\*100

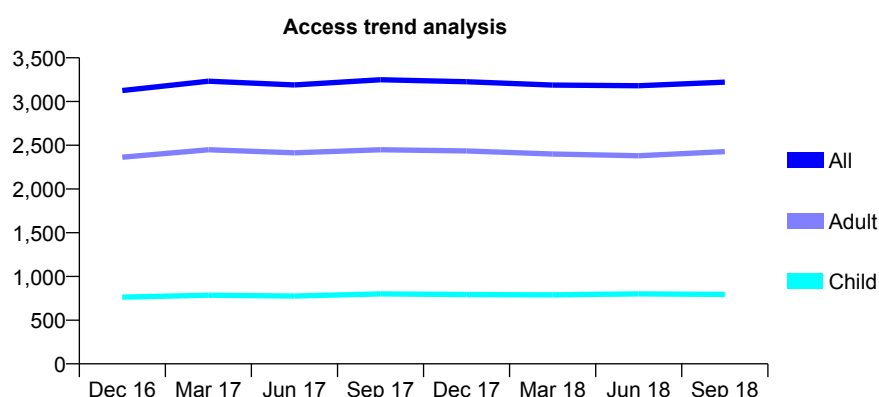
# Q68 - Vital Signs At a Glance Contract Report for 772100/0003 - September 2018

Name or company name	MR BM SILVA
Contract type name	GDS Contract
Purpose of contract	General
Contract start date	06/02/2012
Contract end date	

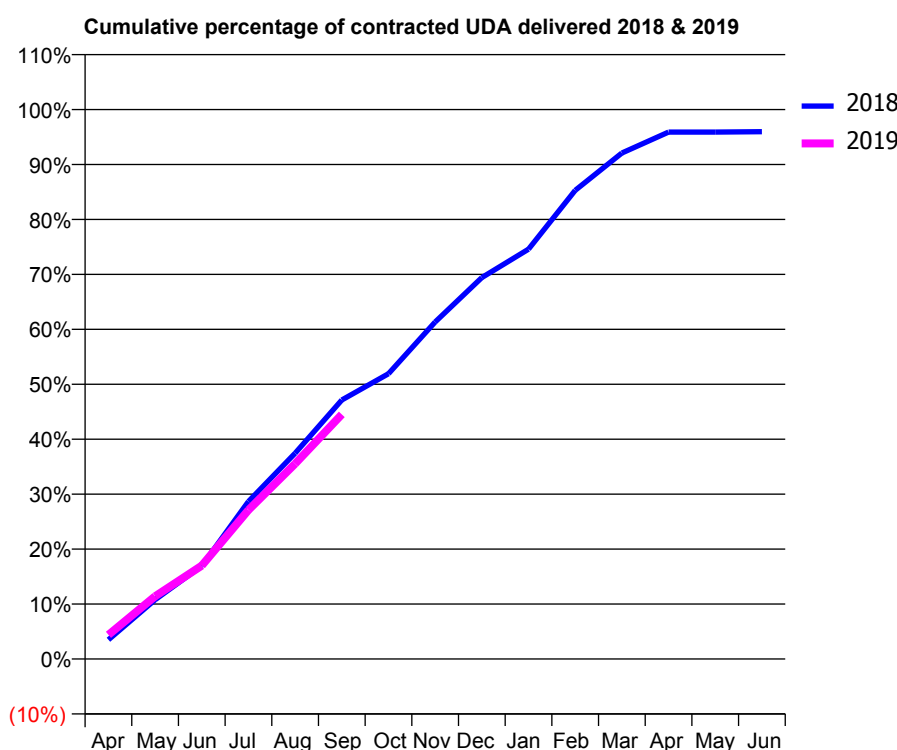
18/19 Contracted general activity (UDA)	10,000
Carry forward general activity (UDA)	0
18/19 Contracted orthodontic activity (UOA)	0
Carry forward orthodontic activity (UOA)	0
Baseline contract value	£222,833.90

## ACCESS\*

Patients seen in 24 months	Total	Change since previous quarter
Quarter ending September 2017	3,249	
Quarter ending December 2017	3,227	→
Quarter ending March 2018	3,188	↓
Quarter ending June 2018	3,180	→
Quarter ending September 2018	3,221	→
<b>Variance since September 2017</b>	<b>(0.9%)</b>	<b>→</b>



## ACTIVITY



Adjusted Scheduled Activity (UDA)		
Month	2018	2019
April	350	440
May	1,079	1,141
June	1,696	1,700
July	2,867	2,712
August	3,745	3,553
September	4,714	4,451
October	5,192	
November	6,133	
December	6,941	
January	7,459	
February	8,528	
March	9,207	
April	9,589	
May	9,589	
June	9,596	

## QUALITY

	Quantity	Base Number	Contract	AT	Region	England
% of FP17s for the same patient ID Re-attending within 3 months - Children	40	561	7.1%	9.3%	11.1%	11.6%
% of FP17s for the same patient ID Re-attending within 3 months - Adults	248	1,775	14.0%	14.9%	15.3%	15.5%
% of FP17s for the same patient ID Re-attending between 3 & 9 months - Children	319	561	56.9%	59.8%	61.1%	58.8%
% of FP17s for the same patient ID Re-attending between 3 & 9 months - Adults	1,048	1,775	59.0%	51.6%	52.3%	51.1%
% of FP17s for Band 1 Urgent Courses	290	2,161	13.4%	9.4%	9.5%	9.0%
% of FP17s Relating to Free Repair or Replacements	20	2,161	0.9%	0.5%	0.7%	0.8%
% of FP17s Relating to Continuations	15	2,161	0.7%	0.8%	0.8%	0.9%
% of Patients satisfied with the dentistry they have received	2	2	N/A	92.5%	93.6%	93.3%
% of Patients satisfied with the time they had to wait for an appointment	2	2	N/A	89.8%	88.8%	88.9%

\* This is based on patients treated on this contract for their most recent course of treatment. Figures in italics indicate the base number of FP17s or Patient Questionnaire responses are less than 100. N/A is shown where the base number of responses is less than 10 during the period. % is calculated as Quantity/Base number\*100

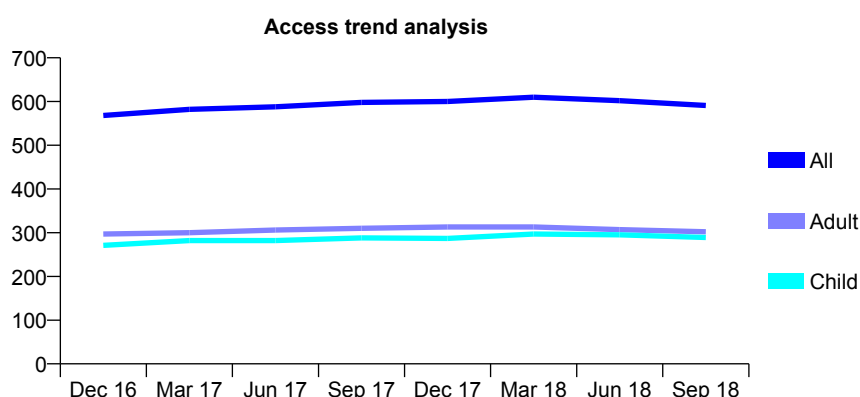
# Q68 - Vital Signs At a Glance Contract Report for 776327/0001 - September 2018

Name or company name	MS S BARAHIMI
Contract type name	GDS Contract
Purpose of contract	General
Contract start date	01/10/2012
Contract end date	

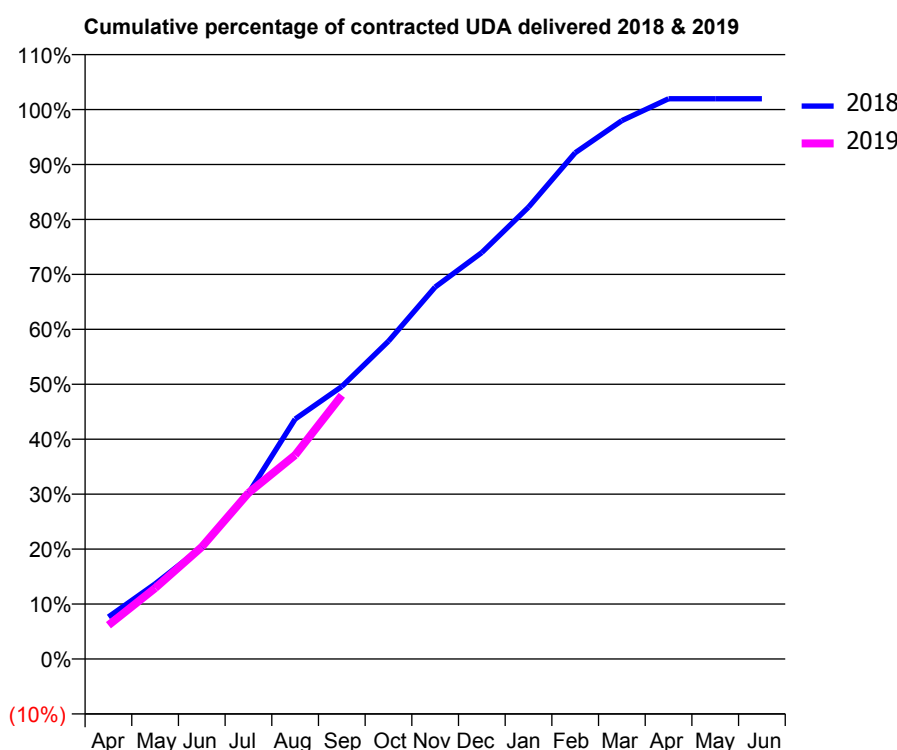
18/19 Contracted general activity (UDA)	1,334
Carry forward general activity (UDA)	0
18/19 Contracted orthodontic activity (UOA)	0
Carry forward orthodontic activity (UOA)	0
Baseline contract value	£29,982.08

## ACCESS\*

Patients seen in 24 months	Total	Change since previous quarter
Quarter ending September 2017	598	
Quarter ending December 2017	600	→
Quarter ending March 2018	610	→
Quarter ending June 2018	602	↓
Quarter ending September 2018	591	↓
<b>Variance since September 2017</b>	<b>(1.2%)</b>	<b>↓</b>



## ACTIVITY



Adjusted Scheduled Activity (UDA)		
Month	2018	2019
April	102	82
May	182	172
June	271	272
July	402	403
August	582	495
September	662	640
October	772	
November	903	
December	987	
January	1,097	
February	1,229	
March	1,307	
April	1,360	
May	1,360	
June	1,360	

## QUALITY

	Quantity	Base Number	Contract	AT	Region	England
% of FP17s for the same patient ID Re-attending within 3 months - Children	7	191	3.7%	9.3%	11.1%	11.6%
% of FP17s for the same patient ID Re-attending within 3 months - Adults	6	174	3.4%	14.9%	15.3%	15.5%
% of FP17s for the same patient ID Re-attending between 3 & 9 months - Children	105	191	55.0%	59.8%	61.1%	58.8%
% of FP17s for the same patient ID Re-attending between 3 & 9 months - Adults	99	174	56.9%	51.6%	52.3%	51.1%
% of FP17s for Band 1 Urgent Courses	1	336	0.3%	9.4%	9.5%	9.0%
% of FP17s Relating to Free Repair or Replacements	0	336	0.0%	0.5%	0.7%	0.8%
% of FP17s Relating to Continuations	0	336	0.0%	0.8%	0.8%	0.9%
% of Patients satisfied with the dentistry they have received	0	0	N/A	92.5%	93.6%	93.3%
% of Patients satisfied with the time they had to wait for an appointment	0	0	N/A	89.8%	88.8%	88.9%

\* This is based on patients treated on this contract for their most recent course of treatment. Figures in italics indicate the base number of FP17s or Patient Questionnaire responses are less than 100. N/A is shown where the base number of responses is less than 10 during the period. % is calculated as Quantity/Base number\*100



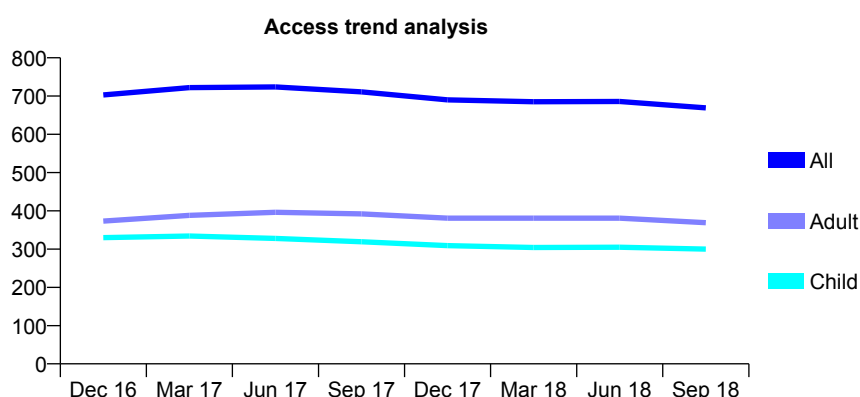
# Q68 - Vital Signs At a Glance Contract Report for 781223/0001 - September 2018

Name or company name	Chantry House Dental Practice
Contract type name	GDS Contract
Purpose of contract	General
Contract start date	01/09/2012
Contract end date	

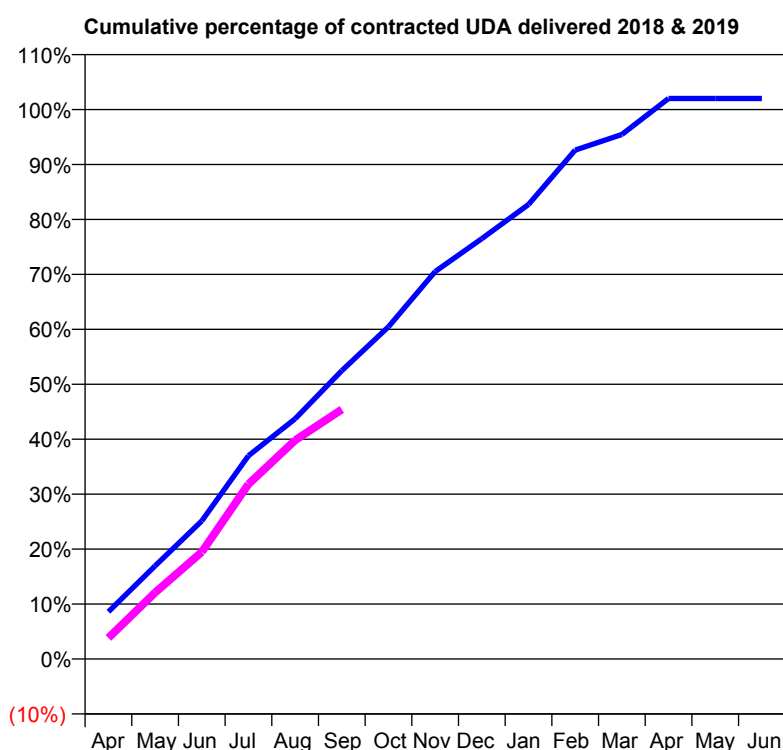
18/19 Contracted general activity (UDA)	1,614
Carry forward general activity (UDA)	0
18/19 Contracted orthodontic activity (UOA)	0
Carry forward orthodontic activity (UOA)	0
Baseline contract value	£38,573.09

## ACCESS\*

Patients seen in 24 months	Total	Change since previous quarter
Quarter ending September 2017	711	
Quarter ending December 2017	690	↓
Quarter ending March 2018	685	→
Quarter ending June 2018	686	→
Quarter ending September 2018	669	↓
<b>Variance since September 2017</b>	<b>(5.9%)</b>	<b>↓</b>



## ACTIVITY



Adjusted Scheduled Activity (UDA)		
Month	2018	2019
April	139	62
May	273	195
June	406	314
July	597	514
August	706	642
September	847	733
October	976	
November	1,138	
December	1,235	
January	1,335	
February	1,495	
March	1,541	
April	1,646	
May	1,646	
June	1,646	

## QUALITY

	Quantity	Base Number	Contract	AT	Region	England
% of FP17s for the same patient ID Re-attending within 3 months - Children	17	264	6.4%	9.3%	11.1%	11.6%
% of FP17s for the same patient ID Re-attending within 3 months - Adults	35	265	13.2%	14.9%	15.3%	15.5%
% of FP17s for the same patient ID Re-attending between 3 & 9 months - Children	191	264	72.3%	59.8%	61.1%	58.8%
% of FP17s for the same patient ID Re-attending between 3 & 9 months - Adults	157	265	59.2%	51.6%	52.3%	51.1%
% of FP17s for Band 1 Urgent Courses	36	471	7.6%	9.4%	9.5%	9.0%
% of FP17s Relating to Free Repair or Replacements	0	471	0.0%	0.5%	0.7%	0.8%
% of FP17s Relating to Continuations	4	471	0.8%	0.8%	0.8%	0.9%
% of Patients satisfied with the dentistry they have received	0	0	N/A	92.5%	93.6%	93.3%
% of Patients satisfied with the time they had to wait for an appointment	0	0	N/A	89.8%	88.8%	88.9%

\* This is based on patients treated on this contract for their most recent course of treatment. Figures in italics indicate the base number of FP17s or Patient Questionnaire responses are less than 100. N/A is shown where the base number of responses is less than 10 during the period. % is calculated as Quantity/Base number\*100

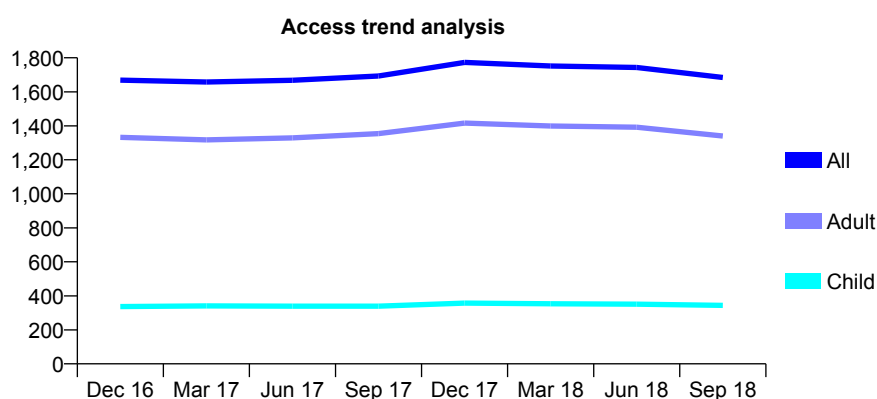
## Q68 - Vital Signs At a Glance Contract Report for 785881/0001 - September 2018

Name or company name	MR HR FORGHANI ASHKEZARI
Contract type name	GDS Contract
Purpose of contract	General
Contract start date	01/11/2010
Contract end date	

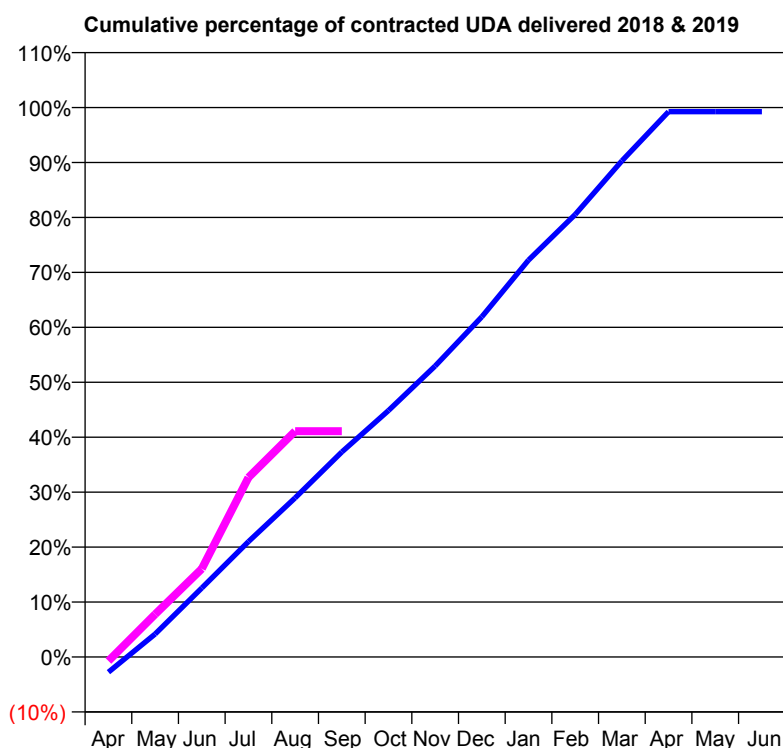
18/19 Contracted general activity (UDA)	6,668
Carry forward general activity (UDA)	50
18/19 Contracted orthodontic activity (UOA)	0
Carry forward orthodontic activity (UOA)	0
Baseline contract value	£169,051.42

### ACCESS\*

Patients seen in 24 months	Total	Change since previous quarter
Quarter ending September 2017	1,693	
Quarter ending December 2017	1,773	↑
Quarter ending March 2018	1,752	↓
Quarter ending June 2018	1,743	→
Quarter ending September 2018	1,684	↓
<b>Variance since September 2017</b>	<b>(0.5%)</b>	<b>→</b>



### ACTIVITY



Adjusted Scheduled Activity (UDA)		
Month	2018	2019
April	-185	-50
May	279	519
June	837	1,070
July	1,401	2,179
August	1,932	2,740
September	2,487	2,740
October	2,990	
November	3,531	
December	4,129	
January	4,817	
February	5,370	
March	6,020	
April	6,618	
May	6,618	
June	6,618	

### QUALITY

	Quantity	Base Number	Contract	AT	Region	England
% of FP17s for the same patient ID Re-attending within 3 months - Children	46	300	15.3%	9.3%	11.1%	11.6%
% of FP17s for the same patient ID Re-attending within 3 months - Adults	122	992	12.3%	14.9%	15.3%	15.5%
% of FP17s for the same patient ID Re-attending between 3 & 9 months - Children	186	300	62.0%	59.8%	61.1%	58.8%
% of FP17s for the same patient ID Re-attending between 3 & 9 months - Adults	694	992	70.0%	51.6%	52.3%	51.1%
% of FP17s for Band 1 Urgent Courses	32	1,077	3.0%	9.4%	9.5%	9.0%
% of FP17s Relating to Free Repair or Replacements	0	1,077	0.0%	0.5%	0.7%	0.8%
% of FP17s Relating to Continuations	32	1,077	3.0%	0.8%	0.8%	0.9%
% of Patients satisfied with the dentistry they have received	0	0	N/A	92.5%	93.6%	93.3%
% of Patients satisfied with the time they had to wait for an appointment	0	0	N/A	89.8%	88.8%	88.9%

\* This is based on patients treated on this contract for their most recent course of treatment. Figures in italics indicate the base number of FP17s or Patient Questionnaire responses are less than 100. N/A is shown where the base number of responses is less than 10 during the period. % is calculated as Quantity/Base number\*100

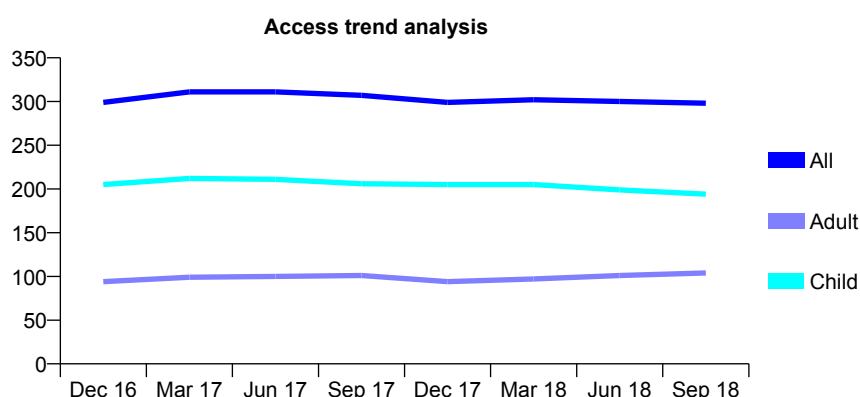
# Q68 - Vital Signs At a Glance Contract Report for 807710/0001 - September 2018

Name or company name	MR PL DUKOFF-GORDON
Contract type name	GDS Contract
Purpose of contract	General
Contract start date	01/04/2006
Contract end date	

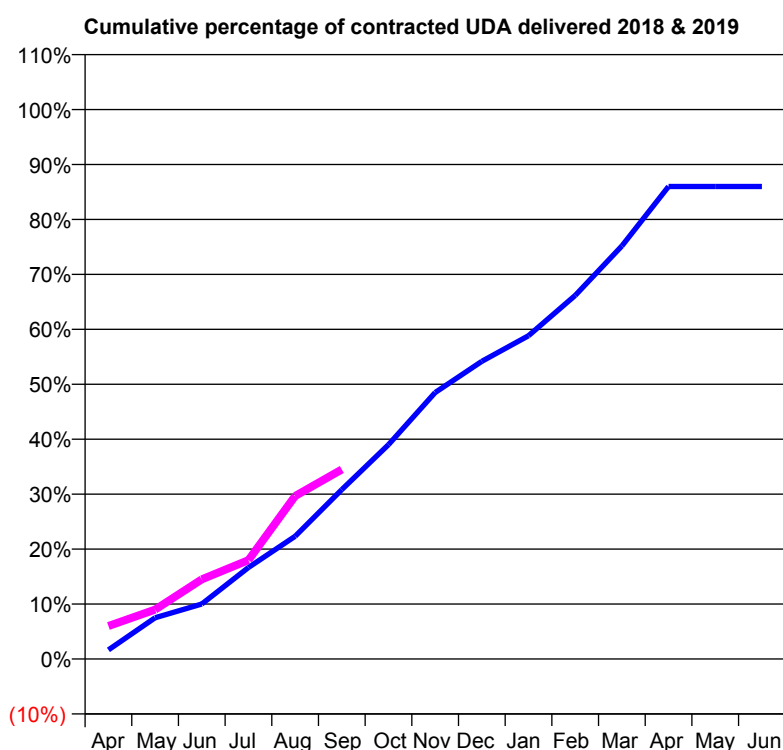
18/19 Contracted general activity (UDA)	600
Carry forward general activity (UDA)	0
18/19 Contracted orthodontic activity (UOA)	0
Carry forward orthodontic activity (UOA)	0
Baseline contract value	£13,664.81

## ACCESS\*

Patients seen in 24 months	Total	Change since previous quarter
Quarter ending September 2017	307	
Quarter ending December 2017	299	↓
Quarter ending March 2018	302	→
Quarter ending June 2018	300	→
Quarter ending September 2018	298	→
<b>Variance since September 2017</b>	<b>(2.9%)</b>	<b>↓</b>



## ACTIVITY



Adjusted Scheduled Activity (UDA)		
Month	2018	2019
April	10	36
May	45	54
June	60	87
July	100	108
August	134	178
September	185	207
October	234	
November	291	
December	325	
January	353	
February	397	
March	451	
April	516	
May	516	
June	516	

## QUALITY

	Quantity	Base Number	Contract	AT	Region	England
% of FP17s for the same patient ID Re-attending within 3 months - Children	2	157	1.3%	9.3%	11.1%	11.6%
% of FP17s for the same patient ID Re-attending within 3 months - Adults	0	51	0.0%	14.9%	15.3%	15.5%
% of FP17s for the same patient ID Re-attending between 3 & 9 months - Children	111	157	70.7%	59.8%	61.1%	58.8%
% of FP17s for the same patient ID Re-attending between 3 & 9 months - Adults	37	51	72.5%	51.6%	52.3%	51.1%
% of FP17s for Band 1 Urgent Courses	0	171	0.0%	9.4%	9.5%	9.0%
% of FP17s Relating to Free Repair or Replacements	0	171	0.0%	0.5%	0.7%	0.8%
% of FP17s Relating to Continuations	0	171	0.0%	0.8%	0.8%	0.9%
% of Patients satisfied with the dentistry they have received	0	0	N/A	92.5%	93.6%	93.3%
% of Patients satisfied with the time they had to wait for an appointment	0	0	N/A	89.8%	88.8%	88.9%

\* This is based on patients treated on this contract for their most recent course of treatment. Figures in italics indicate the base number of FP17s or Patient Questionnaire responses are less than 100. N/A is shown where the base number of responses is less than 10 during the period. % is calculated as Quantity/Base number\*100

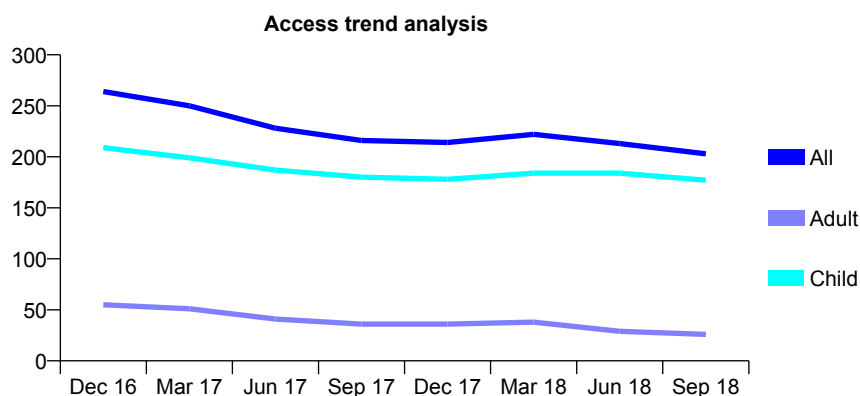
## Q68 - Vital Signs At a Glance Contract Report for 810010/0001 - September 2018

Name or company name	MR RN HARDING
Contract type name	GDS Contract
Purpose of contract	General
Contract start date	01/04/2006
Contract end date	

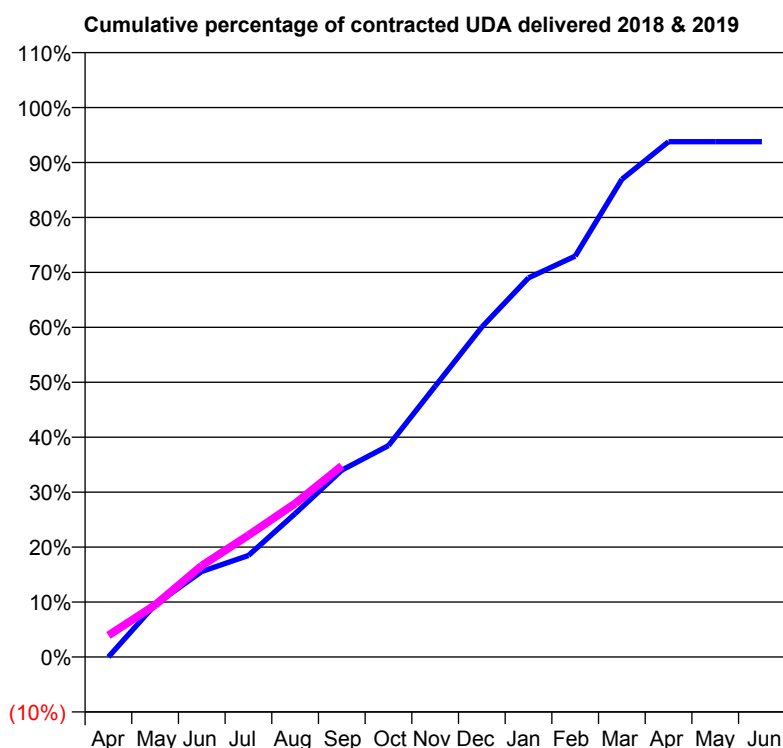
18/19 Contracted general activity (UDA)	380
Carry forward general activity (UDA)	0
18/19 Contracted orthodontic activity (UOA)	0
Carry forward orthodontic activity (UOA)	0
Baseline contract value	£8,992.48

### ACCESS\*

Patients seen in 24 months	Total	Change since previous quarter
Quarter ending September 2017	216	
Quarter ending December 2017	214	→
Quarter ending March 2018	222	↑
Quarter ending June 2018	213	↓
Quarter ending September 2018	203	↓
<b>Variance since September 2017</b>	<b>(6.0%)</b>	<b>↓</b>



### ACTIVITY



Adjusted Scheduled Activity (UDA)		
Month	2018	2019
April	0	15
May	36	36
June	59	63
July	70	84
August	99	106
September	129	132
October	146	
November	187	
December	228	
January	262	
February	277	
March	330	
April	356	
May	356	
June	356	

### QUALITY

	Quantity	Base Number	Contract	AT	Region	England
% of FP17s for the same patient ID Re-attending within 3 months - Children	3	110	2.7%	9.3%	11.1%	11.6%
% of FP17s for the same patient ID Re-attending within 3 months - Adults	0	5	0.0%	14.9%	15.3%	15.5%
% of FP17s for the same patient ID Re-attending between 3 & 9 months - Children	56	110	50.9%	59.8%	61.1%	58.8%
% of FP17s for the same patient ID Re-attending between 3 & 9 months - Adults	3	5	60.0%	51.6%	52.3%	51.1%
% of FP17s for Band 1 Urgent Courses	1	102	1.0%	9.4%	9.5%	9.0%
% of FP17s Relating to Free Repair or Replacements	0	102	0.0%	0.5%	0.7%	0.8%
% of FP17s Relating to Continuations	0	102	0.0%	0.8%	0.8%	0.9%
% of Patients satisfied with the dentistry they have received	0	0	N/A	92.5%	93.6%	93.3%
% of Patients satisfied with the time they had to wait for an appointment	0	0	N/A	89.8%	88.8%	88.9%

\* This is based on patients treated on this contract for their most recent course of treatment. Figures in italics indicate the base number of FP17s or Patient Questionnaire responses are less than 100. N/A is shown where the base number of responses is less than 10 during the period. % is calculated as Quantity/Base number\*100

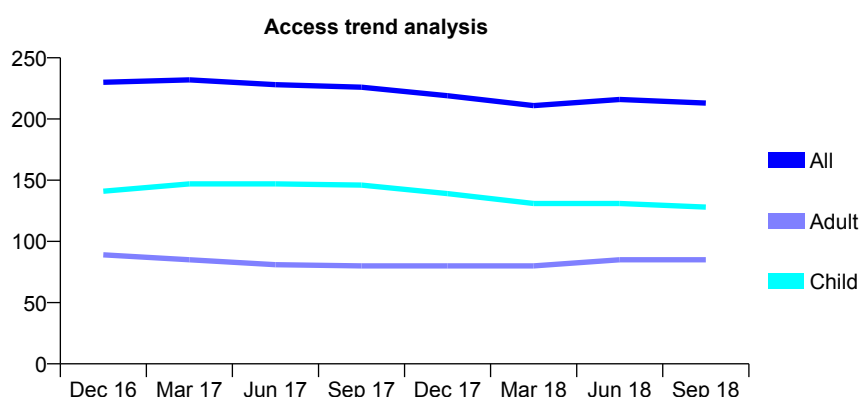
# Q68 - Vital Signs At a Glance Contract Report for 811157/0001 - September 2018

Name or company name	MISS DE ALLEN
Contract type name	GDS Contract
Purpose of contract	General
Contract start date	01/04/2006
Contract end date	

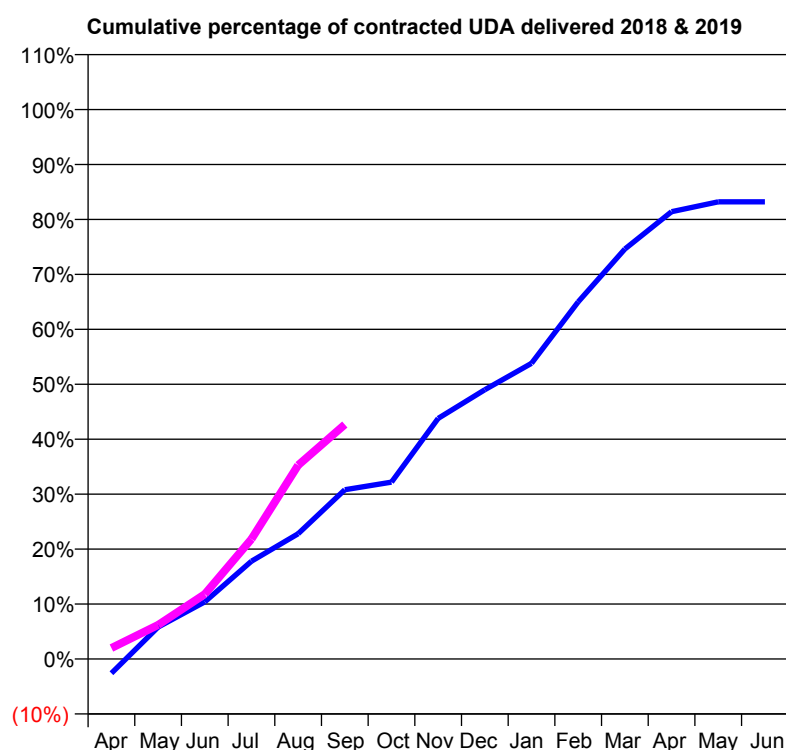
18/19 Contracted general activity (UDA)	500
Carry forward general activity (UDA)	0
18/19 Contracted orthodontic activity (UOA)	0
Carry forward orthodontic activity (UOA)	0
Baseline contract value	£12,813.07

## ACCESS\*

Patients seen in 24 months	Total	Change since previous quarter
Quarter ending September 2017	226	
Quarter ending December 2017	219	↓
Quarter ending March 2018	211	↓
Quarter ending June 2018	216	↑
Quarter ending September 2018	213	↓
<b>Variance since September 2017</b>	<b>(5.8%)</b>	<b>↓</b>



## ACTIVITY



Adjusted Scheduled Activity (UDA)		
Month	2018	2019
April	-13	10
May	29	31
June	52	59
July	89	109
August	114	176
September	154	213
October	161	
November	219	
December	245	
January	269	
February	325	
March	373	
April	407	
May	416	
June	416	

## QUALITY

	Quantity	Base Number	Contract	AT	Region	England
% of FP17s for the same patient ID Re-attending within 3 months - Children	7	92	7.6%	9.3%	11.1%	11.6%
% of FP17s for the same patient ID Re-attending within 3 months - Adults	5	61	8.2%	14.9%	15.3%	15.5%
% of FP17s for the same patient ID Re-attending between 3 & 9 months - Children	61	92	66.3%	59.8%	61.1%	58.8%
% of FP17s for the same patient ID Re-attending between 3 & 9 months - Adults	37	61	60.7%	51.6%	52.3%	51.1%
% of FP17s for Band 1 Urgent Courses	1	137	0.7%	9.4%	9.5%	9.0%
% of FP17s Relating to Free Repair or Replacements	1	137	0.7%	0.5%	0.7%	0.8%
% of FP17s Relating to Continuations	1	137	0.7%	0.8%	0.8%	0.9%
% of Patients satisfied with the dentistry they have received	0	0	N/A	92.5%	93.6%	93.3%
% of Patients satisfied with the time they had to wait for an appointment	0	0	N/A	89.8%	88.8%	88.9%

\* This is based on patients treated on this contract for their most recent course of treatment. Figures in italics indicate the base number of FP17s or Patient Questionnaire responses are less than 100. N/A is shown where the base number of responses is less than 10 during the period. % is calculated as Quantity/Base number\*100

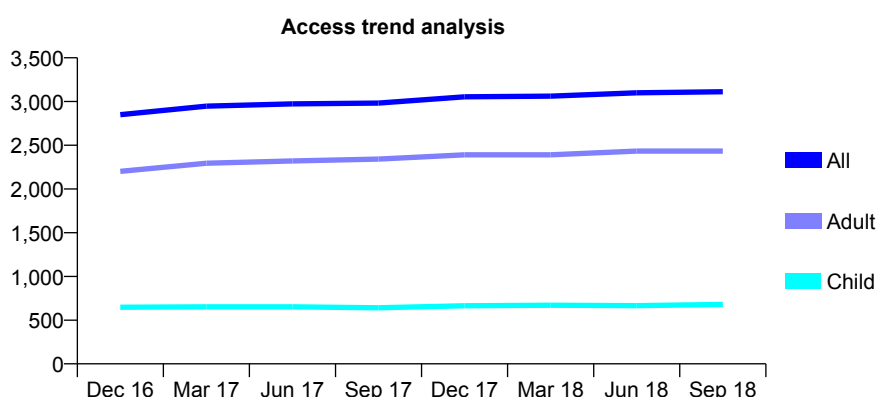
# Q68 - Vital Signs At a Glance Contract Report for 812471/0001 - September 2018

Name or company name	MR ND THORPE-BEESTON
Contract type name	GDS Contract
Purpose of contract	General
Contract start date	01/04/2006
Contract end date	

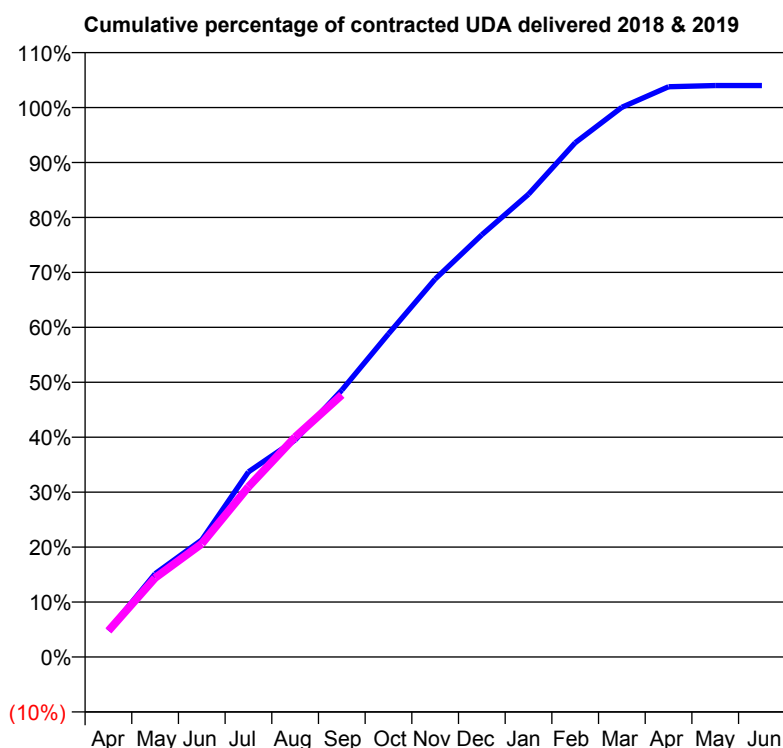
18/19 Contracted general activity (UDA)	8,238
Carry forward general activity (UDA)	0
18/19 Contracted orthodontic activity (UOA)	0
Carry forward orthodontic activity (UOA)	0
Baseline contract value	£194,667.24

## ACCESS\*

Patients seen in 24 months	Total	Change since previous quarter
Quarter ending September 2017	2,983	
Quarter ending December 2017	3,054	↑
Quarter ending March 2018	3,061	→
Quarter ending June 2018	3,099	→
Quarter ending September 2018	3,112	→
<b>Variance since September 2017</b>	<b>4.3%</b>	<b>↑</b>



## ACTIVITY



Adjusted Scheduled Activity (UDA)		
Month	2018	2019
April	395	394
May	1,249	1,187
June	1,757	1,699
July	2,775	2,551
August	3,254	3,298
September	4,001	3,930
October	4,844	
November	5,667	
December	6,329	
January	6,937	
February	7,709	
March	8,241	
April	8,550	
May	8,568	
June	8,568	

## QUALITY

	Quantity	Base Number	Contract	AT	Region	England
% of FP17s for the same patient ID Re-attending within 3 months - Children	36	450	8.0%	9.3%	11.1%	11.6%
% of FP17s for the same patient ID Re-attending within 3 months - Adults	239	1,522	15.7%	14.9%	15.3%	15.5%
% of FP17s for the same patient ID Re-attending between 3 & 9 months - Children	167	450	37.1%	59.8%	61.1%	58.8%
% of FP17s for the same patient ID Re-attending between 3 & 9 months - Adults	596	1,522	39.2%	51.6%	52.3%	51.1%
% of FP17s for Band 1 Urgent Courses	230	1,825	12.6%	9.4%	9.5%	9.0%
% of FP17s Relating to Free Repair or Replacements	8	1,825	0.4%	0.5%	0.7%	0.8%
% of FP17s Relating to Continuations	12	1,825	0.7%	0.8%	0.8%	0.9%
% of Patients satisfied with the dentistry they have received	4	4	N/A	92.5%	93.6%	93.3%
% of Patients satisfied with the time they had to wait for an appointment	4	4	N/A	89.8%	88.8%	88.9%

\* This is based on patients treated on this contract for their most recent course of treatment. Figures in italics indicate the base number of FP17s or Patient Questionnaire responses are less than 100. N/A is shown where the base number of responses is less than 10 during the period. % is calculated as Quantity/Base number\*100

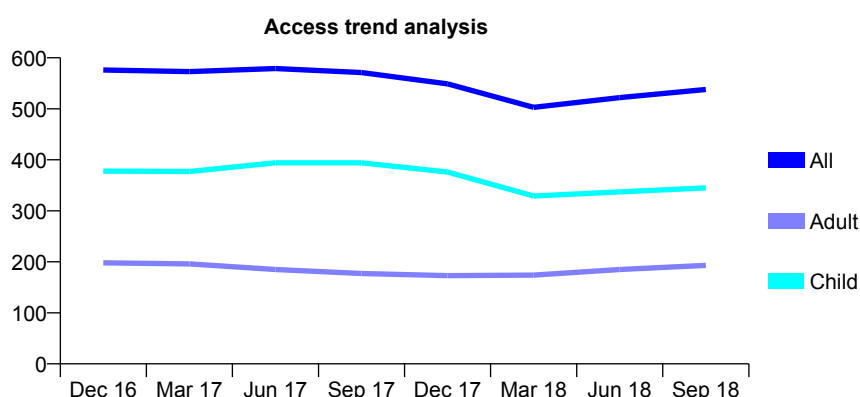
# Q68 - Vital Signs At a Glance Contract Report for 812838/0001 - September 2018

Name or company name	MR HD PHILLIPS
Contract type name	GDS Contract
Purpose of contract	General
Contract start date	01/04/2006
Contract end date	

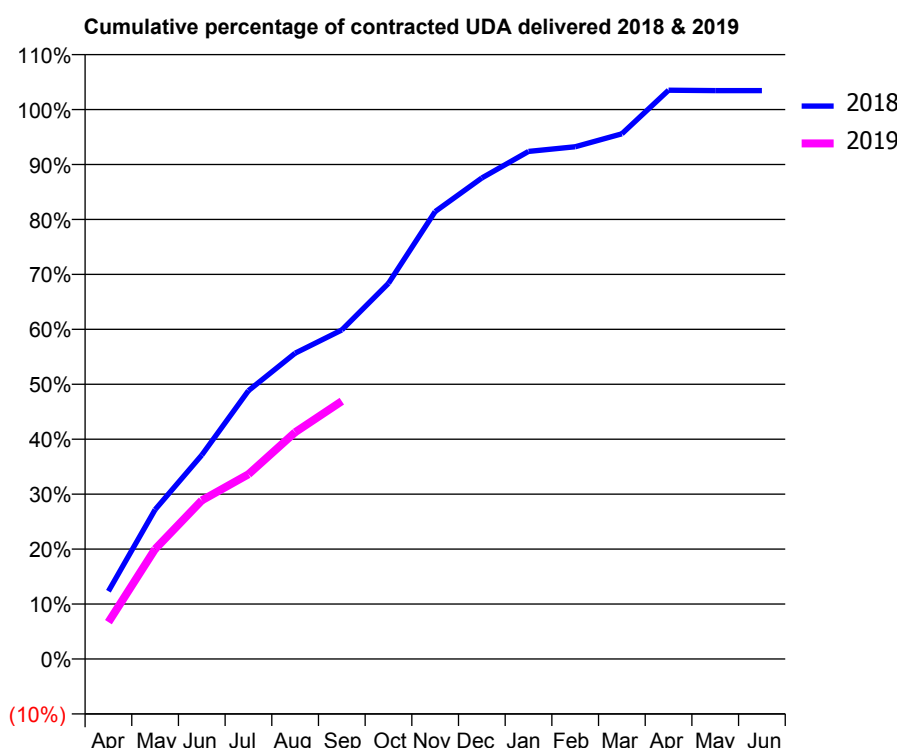
18/19 Contracted general activity (UDA)	1,242
Carry forward general activity (UDA)	0
18/19 Contracted orthodontic activity (UOA)	0
Carry forward orthodontic activity (UOA)	0
Baseline contract value	£27,914.37

## ACCESS\*

Patients seen in 24 months	Total	Change since previous quarter
Quarter ending September 2017	571	
Quarter ending December 2017	549	↓
Quarter ending March 2018	503	↓
Quarter ending June 2018	522	↑
Quarter ending September 2018	538	↑
<b>Variance since September 2017</b>	<b>(5.8%)</b>	<b>↓</b>



## ACTIVITY



Adjusted Scheduled Activity (UDA)		
Month	2018	2019
April	153	83
May	338	249
June	461	359
July	607	418
August	691	512
September	744	583
October	849	
November	1,011	
December	1,087	
January	1,147	
February	1,158	
March	1,187	
April	1,286	
May	1,285	
June	1,285	

## QUALITY

	Quantity	Base Number	Contract	AT	Region	England
% of FP17s for the same patient ID Re-attending within 3 months - Children	17	308	5.5%	9.3%	11.1%	11.6%
% of FP17s for the same patient ID Re-attending within 3 months - Adults	7	96	7.3%	14.9%	15.3%	15.5%
% of FP17s for the same patient ID Re-attending between 3 & 9 months - Children	147	308	47.7%	59.8%	61.1%	58.8%
% of FP17s for the same patient ID Re-attending between 3 & 9 months - Adults	30	96	31.3%	51.6%	52.3%	51.1%
% of FP17s for Band 1 Urgent Courses	8	363	2.2%	9.4%	9.5%	9.0%
% of FP17s Relating to Free Repair or Replacements	0	363	0.0%	0.5%	0.7%	0.8%
% of FP17s Relating to Continuations	0	363	0.0%	0.8%	0.8%	0.9%
% of Patients satisfied with the dentistry they have received	1	1	N/A	92.5%	93.6%	93.3%
% of Patients satisfied with the time they had to wait for an appointment	1	1	N/A	89.8%	88.8%	88.9%

\* This is based on patients treated on this contract for their most recent course of treatment. Figures in italics indicate the base number of FP17s or Patient Questionnaire responses are less than 100. N/A is shown where the base number of responses is less than 10 during the period. % is calculated as Quantity/Base number\*100



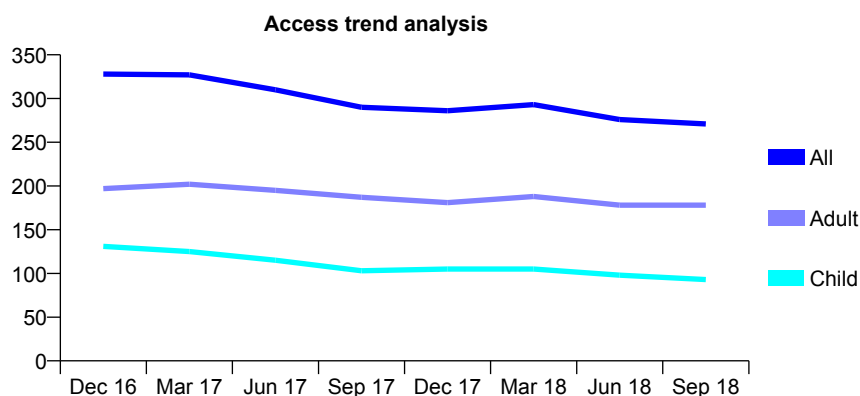
## Q68 - Vital Signs At a Glance Contract Report for 812889/0001 - September 2018

Name or company name	MR D PATTINSON
Contract type name	GDS Contract
Purpose of contract	General
Contract start date	01/04/2006
Contract end date	

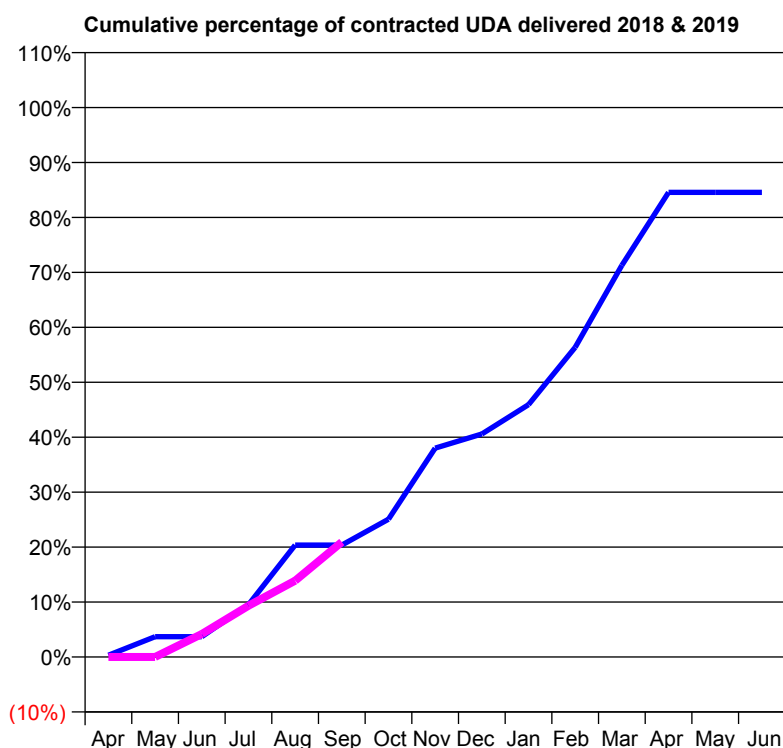
18/19 Contracted general activity (UDA)	900
Carry forward general activity (UDA)	0
18/19 Contracted orthodontic activity (UOA)	0
Carry forward orthodontic activity (UOA)	0
Baseline contract value	£20,231.15

### ACCESS\*

Patients seen in 24 months	Total	Change since previous quarter
Quarter ending September 2017	290	
Quarter ending December 2017	286	↓
Quarter ending March 2018	293	↑
Quarter ending June 2018	276	↓
Quarter ending September 2018	271	↓
<b>Variance since September 2017</b>	<b>(6.6%)</b>	<b>↓</b>



### ACTIVITY



Adjusted Scheduled Activity (UDA)		
Month	2018	2019
April	3	0
May	33	0
June	33	38
July	86	84
August	183	125
September	183	188
October	226	
November	342	
December	365	
January	413	
February	507	
March	642	
April	761	
May	761	
June	761	

### QUALITY

	Quantity	Base Number	Contract	AT	Region	England
% of FP17s for the same patient ID Re-attending within 3 months - Children	2	64	3.1%	9.3%	11.1%	11.6%
% of FP17s for the same patient ID Re-attending within 3 months - Adults	10	89	11.2%	14.9%	15.3%	15.5%
% of FP17s for the same patient ID Re-attending between 3 & 9 months - Children	39	64	60.9%	59.8%	61.1%	58.8%
% of FP17s for the same patient ID Re-attending between 3 & 9 months - Adults	52	89	58.4%	51.6%	52.3%	51.1%
% of FP17s for Band 1 Urgent Courses	12	122	9.8%	9.4%	9.5%	9.0%
% of FP17s Relating to Free Repair or Replacements	0	122	0.0%	0.5%	0.7%	0.8%
% of FP17s Relating to Continuations	0	122	0.0%	0.8%	0.8%	0.9%
% of Patients satisfied with the dentistry they have received	0	0	N/A	92.5%	93.6%	93.3%
% of Patients satisfied with the time they had to wait for an appointment	0	0	N/A	89.8%	88.8%	88.9%

\* This is based on patients treated on this contract for their most recent course of treatment. Figures in italics indicate the base number of FP17s or Patient Questionnaire responses are less than 100. N/A is shown where the base number of responses is less than 10 during the period. % is calculated as Quantity/Base number\*100

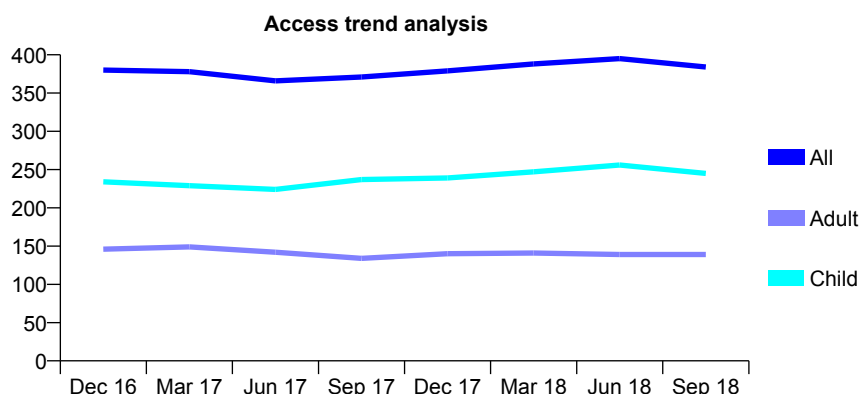
## Q68 - Vital Signs At a Glance Contract Report for 817376/0001 - September 2018

Name or company name	MR JP HYDER
Contract type name	GDS Contract
Purpose of contract	General
Contract start date	01/04/2006
Contract end date	

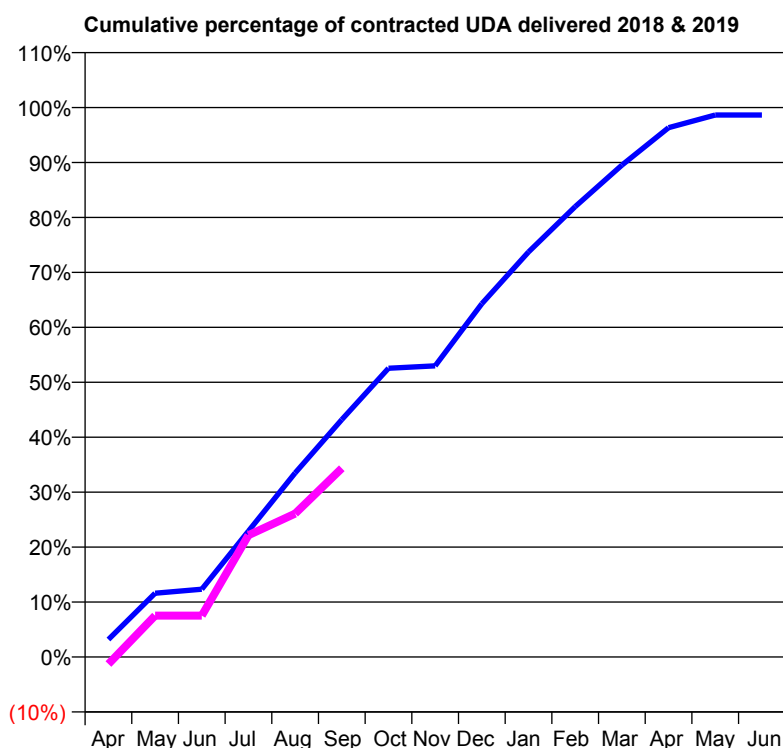
18/19 Contracted general activity (UDA)	690
Carry forward general activity (UDA)	9
18/19 Contracted orthodontic activity (UOA)	0
Carry forward orthodontic activity (UOA)	0
Baseline contract value	£16,727.11

### ACCESS\*

Patients seen in 24 months	Total	Change since previous quarter
Quarter ending September 2017	371	
Quarter ending December 2017	379	↑
Quarter ending March 2018	388	↑
Quarter ending June 2018	395	→
Quarter ending September 2018	384	↓
<b>Variance since September 2017</b>	<b>3.5%</b>	<b>↑</b>



### ACTIVITY



Adjusted Scheduled Activity (UDA)		
Month	2018	2019
April	22	-9
May	80	52
June	85	52
July	158	153
August	231	180
September	298	237
October	363	
November	366	
December	444	
January	509	
February	566	
March	618	
April	665	
May	681	
June	681	

### QUALITY

	Quantity	Base Number	Contract	AT	Region	England
% of FP17s for the same patient ID Re-attending within 3 months - Children	8	175	4.6%	9.3%	11.1%	11.6%
% of FP17s for the same patient ID Re-attending within 3 months - Adults	7	84	8.3%	14.9%	15.3%	15.5%
% of FP17s for the same patient ID Re-attending between 3 & 9 months - Children	108	175	61.7%	59.8%	61.1%	58.8%
% of FP17s for the same patient ID Re-attending between 3 & 9 months - Adults	55	84	65.5%	51.6%	52.3%	51.1%
% of FP17s for Band 1 Urgent Courses	0	209	0.0%	9.4%	9.5%	9.0%
% of FP17s Relating to Free Repair or Replacements	0	209	0.0%	0.5%	0.7%	0.8%
% of FP17s Relating to Continuations	0	209	0.0%	0.8%	0.8%	0.9%
% of Patients satisfied with the dentistry they have received	0	0	N/A	92.5%	93.6%	93.3%
% of Patients satisfied with the time they had to wait for an appointment	0	0	N/A	89.8%	88.8%	88.9%

\* This is based on patients treated on this contract for their most recent course of treatment. Figures in italics indicate the base number of FP17s or Patient Questionnaire responses are less than 100. N/A is shown where the base number of responses is less than 10 during the period. % is calculated as Quantity/Base number\*100

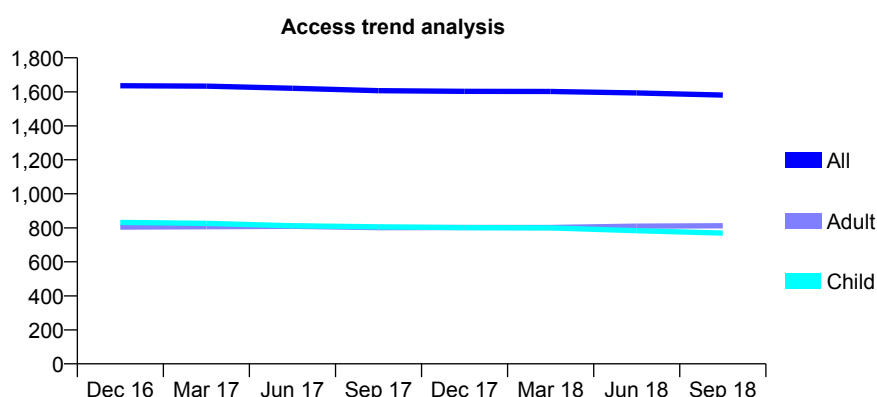
# Q68 - Vital Signs At a Glance Contract Report for 817546/0001 - September 2018

Name or company name	MR JS SANDHU
Contract type name	GDS Contract
Purpose of contract	General
Contract start date	01/04/2006
Contract end date	

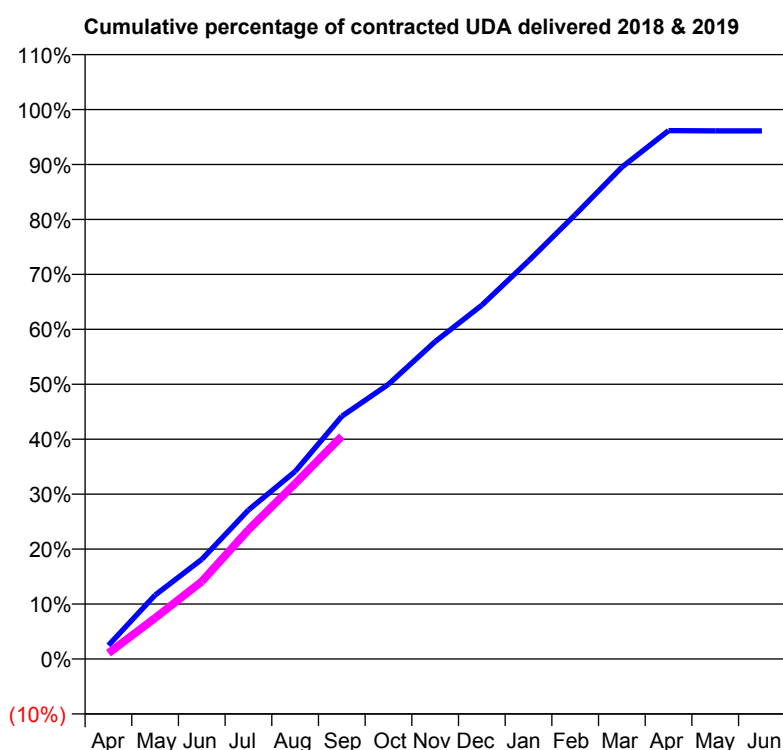
18/19 Contracted general activity (UDA)	4,500
Carry forward general activity (UDA)	185
18/19 Contracted orthodontic activity (UOA)	0
Carry forward orthodontic activity (UOA)	0
Baseline contract value	£113,823.30

## ACCESS\*

Patients seen in 24 months	Total	Change since previous quarter
Quarter ending September 2017	1,607	
Quarter ending December 2017	1,603	→
Quarter ending March 2018	1,602	→
Quarter ending June 2018	1,593	→
Quarter ending September 2018	1,581	→
<b>Variance since September 2017</b>	<b>(1.6%)</b>	<b>↓</b>



## ACTIVITY



Adjusted Scheduled Activity (UDA)		
Month	2018	2019
April	118	48
May	552	336
June	861	635
July	1,288	1,059
August	1,621	1,437
September	2,099	1,824
October	2,375	
November	2,744	
December	3,059	
January	3,441	
February	3,840	
March	4,251	
April	4,568	
May	4,565	
June	4,565	

## QUALITY

	Quantity	Base Number	Contract	AT	Region	England
% of FP17s for the same patient ID Re-attending within 3 months - Children	35	667	5.2%	9.3%	11.1%	11.6%
% of FP17s for the same patient ID Re-attending within 3 months - Adults	81	647	12.5%	14.9%	15.3%	15.5%
% of FP17s for the same patient ID Re-attending between 3 & 9 months - Children	504	667	75.6%	59.8%	61.1%	58.8%
% of FP17s for the same patient ID Re-attending between 3 & 9 months - Adults	445	647	68.8%	51.6%	52.3%	51.1%
% of FP17s for Band 1 Urgent Courses	47	1,162	4.0%	9.4%	9.5%	9.0%
% of FP17s Relating to Free Repair or Replacements	14	1,162	1.2%	0.5%	0.7%	0.8%
% of FP17s Relating to Continuations	2	1,162	0.2%	0.8%	0.8%	0.9%
% of Patients satisfied with the dentistry they have received	0	0	N/A	92.5%	93.6%	93.3%
% of Patients satisfied with the time they had to wait for an appointment	0	0	N/A	89.8%	88.8%	88.9%

\* This is based on patients treated on this contract for their most recent course of treatment. Figures in italics indicate the base number of FP17s or Patient Questionnaire responses are less than 100. N/A is shown where the base number of responses is less than 10 during the period. % is calculated as Quantity/Base number\*100

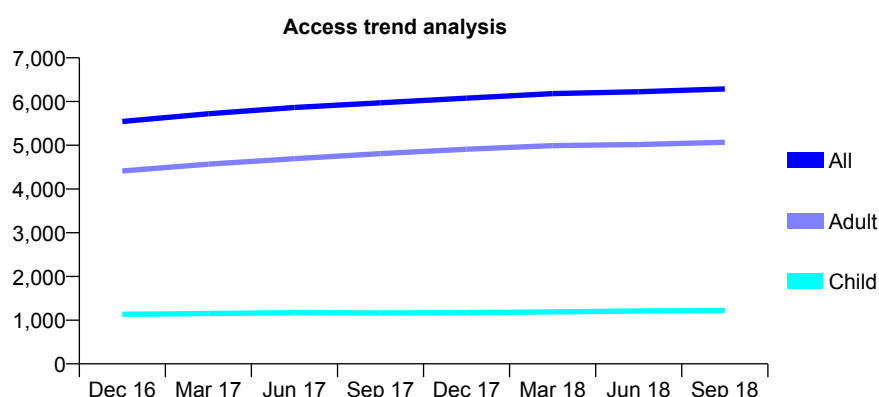
# Q68 - Vital Signs At a Glance Contract Report for 817783/0001 - September 2018

Name or company name	Mr J Dhaliwal
Contract type name	GDS Contract
Purpose of contract	General
Contract start date	01/04/2006
Contract end date	

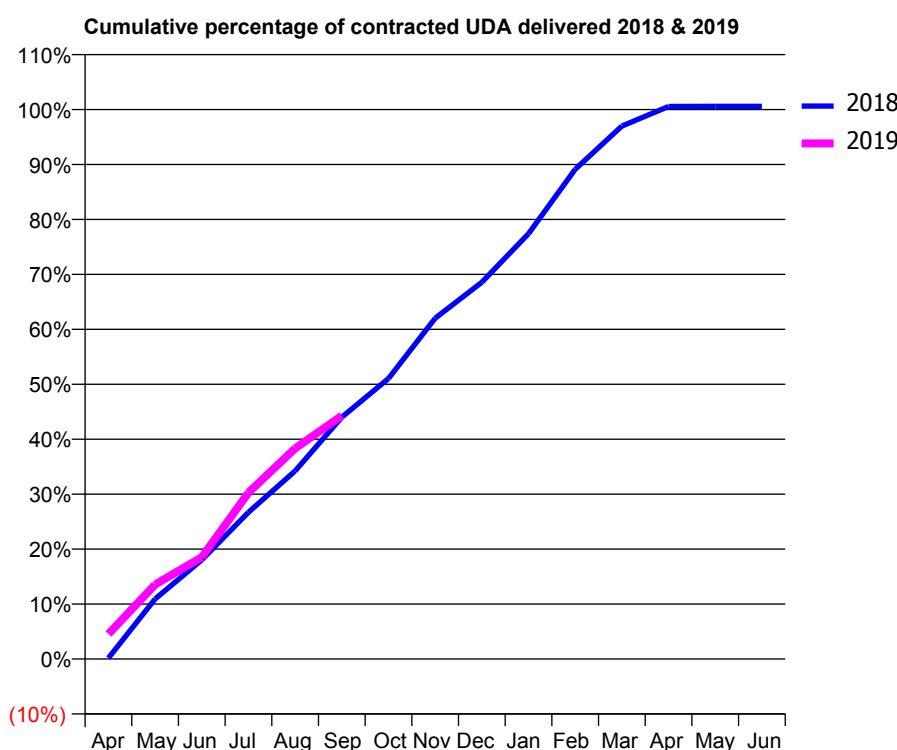
18/19 Contracted general activity (UDA)	19,470
Carry forward general activity (UDA)	0
18/19 Contracted orthodontic activity (UOA)	0
Carry forward orthodontic activity (UOA)	0
Baseline contract value	£579,032.30

## ACCESS\*

Patients seen in 24 months	Total	Change since previous quarter
Quarter ending September 2017	5,970	
Quarter ending December 2017	6,078	→
Quarter ending March 2018	6,180	→
Quarter ending June 2018	6,225	→
Quarter ending September 2018	6,288	→
<b>Variance since September 2017</b>	<b>5.3%</b>	<b>↑</b>



## ACTIVITY



Adjusted Scheduled Activity (UDA)		
Month	2018	2019
April	35	885
May	2,127	2,637
June	3,513	3,607
July	5,201	5,892
August	6,664	7,465
September	8,569	8,622
October	9,941	
November	12,075	
December	13,352	
January	15,071	
February	17,351	
March	18,885	
April	19,578	
May	19,581	
June	19,582	

## QUALITY

	Quantity	Base Number	Contract	AT	Region	England
% of FP17s for the same patient ID Re-attending within 3 months - Children	57	967	5.9%	9.3%	11.1%	11.6%
% of FP17s for the same patient ID Re-attending within 3 months - Adults	524	3,843	13.6%	14.9%	15.3%	15.5%
% of FP17s for the same patient ID Re-attending between 3 & 9 months - Children	671	967	69.4%	59.8%	61.1%	58.8%
% of FP17s for the same patient ID Re-attending between 3 & 9 months - Adults	2,564	3,843	66.7%	51.6%	52.3%	51.1%
% of FP17s for Band 1 Urgent Courses	407	4,434	9.2%	9.4%	9.5%	9.0%
% of FP17s Relating to Free Repair or Replacements	26	4,434	0.6%	0.5%	0.7%	0.8%
% of FP17s Relating to Continuations	20	4,434	0.5%	0.8%	0.8%	0.9%
% of Patients satisfied with the dentistry they have received	4	4	N/A	92.5%	93.6%	93.3%
% of Patients satisfied with the time they had to wait for an appointment	4	4	N/A	89.8%	88.8%	88.9%

\* This is based on patients treated on this contract for their most recent course of treatment. Figures in italics indicate the base number of FP17s or Patient Questionnaire responses are less than 100. N/A is shown where the base number of responses is less than 10 during the period. % is calculated as Quantity/Base number\*100

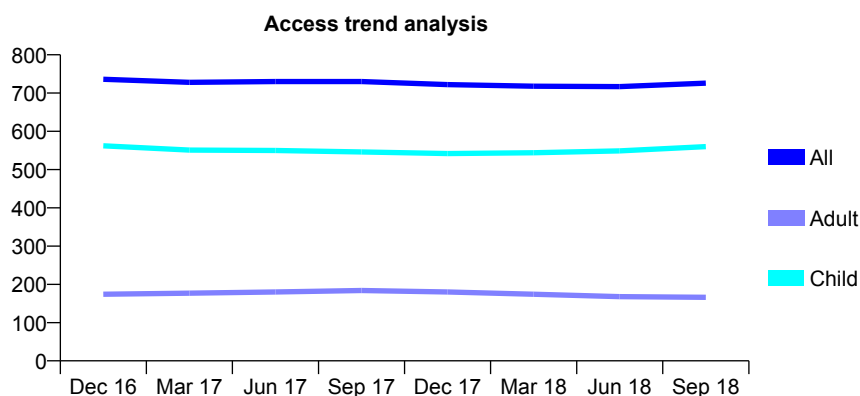
## Q68 - Vital Signs At a Glance Contract Report for 817910/0001 - September 2018

Name or company name	MR GD LOADER
Contract type name	GDS Contract
Purpose of contract	General
Contract start date	01/04/2006
Contract end date	

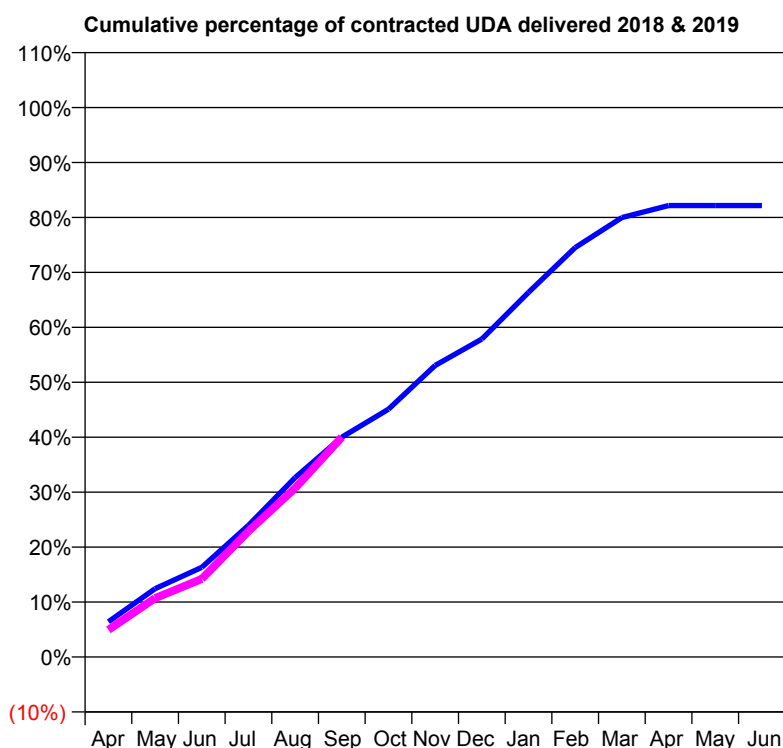
18/19 Contracted general activity (UDA)	1,520
Carry forward general activity (UDA)	0
18/19 Contracted orthodontic activity (UOA)	0
Carry forward orthodontic activity (UOA)	0
Baseline contract value	£35,415.56

### ACCESS\*

Patients seen in 24 months	Total	Change since previous quarter
Quarter ending September 2017	730	
Quarter ending December 2017	722	↓
Quarter ending March 2018	718	→
Quarter ending June 2018	717	→
Quarter ending September 2018	726	→
<b>Variance since September 2017</b>	<b>(0.5%)</b>	→



### ACTIVITY



Adjusted Scheduled Activity (UDA)		
Month	2018	2019
April	98	75
May	189	163
June	248	216
July	364	348
August	496	467
September	608	608
October	686	
November	807	
December	880	
January	1,009	
February	1,133	
March	1,216	
April	1,249	
May	1,249	
June	1,249	

### QUALITY

	Quantity	Base Number	Contract	AT	Region	England
% of FP17s for the same patient ID Re-attending within 3 months - Children	25	440	5.7%	9.3%	11.1%	11.6%
% of FP17s for the same patient ID Re-attending within 3 months - Adults	1	91	1.1%	14.9%	15.3%	15.5%
% of FP17s for the same patient ID Re-attending between 3 & 9 months - Children	296	440	67.3%	59.8%	61.1%	58.8%
% of FP17s for the same patient ID Re-attending between 3 & 9 months - Adults	56	91	61.5%	51.6%	52.3%	51.1%
% of FP17s for Band 1 Urgent Courses	0	502	0.0%	9.4%	9.5%	9.0%
% of FP17s Relating to Free Repair or Replacements	0	502	0.0%	0.5%	0.7%	0.8%
% of FP17s Relating to Continuations	3	502	0.6%	0.8%	0.8%	0.9%
% of Patients satisfied with the dentistry they have received	0	0	N/A	92.5%	93.6%	93.3%
% of Patients satisfied with the time they had to wait for an appointment	0	0	N/A	89.8%	88.8%	88.9%

\* This is based on patients treated on this contract for their most recent course of treatment. Figures in italics indicate the base number of FP17s or Patient Questionnaire responses are less than 100. N/A is shown where the base number of responses is less than 10 during the period. % is calculated as Quantity/Base number\*100

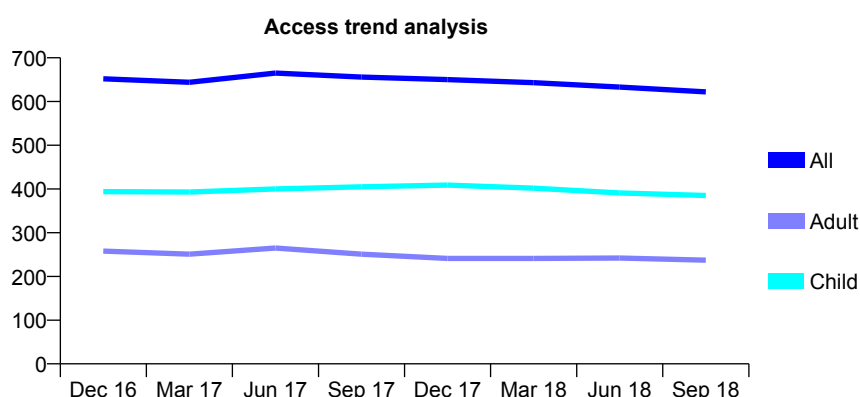
# Q68 - Vital Signs At a Glance Contract Report for 819158/0001 - September 2018

Name or company name	MRS NJ GRAINGE
Contract type name	GDS Contract
Purpose of contract	General
Contract start date	01/04/2006
Contract end date	

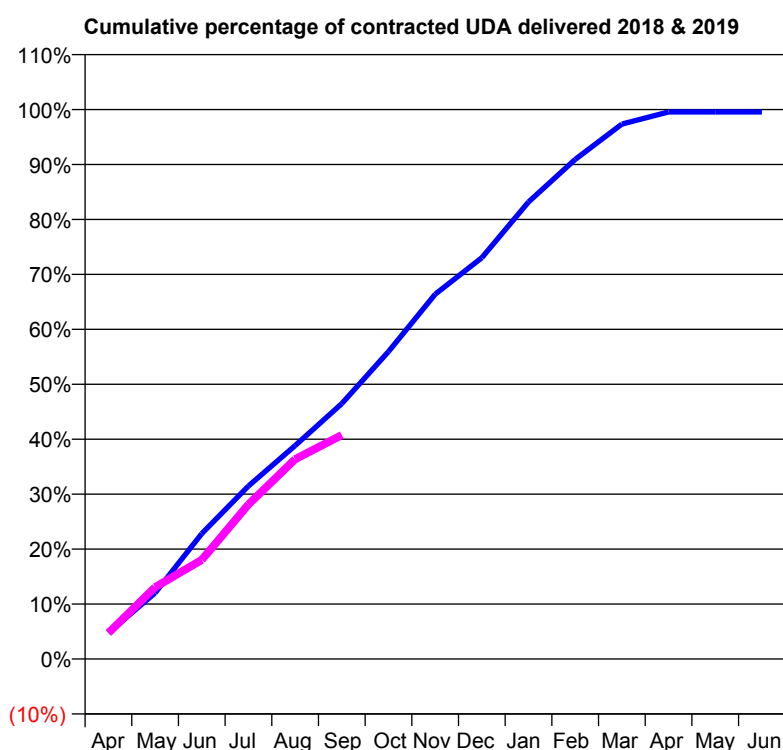
18/19 Contracted general activity (UDA)	1,450
Carry forward general activity (UDA)	6
18/19 Contracted orthodontic activity (UOA)	0
Carry forward orthodontic activity (UOA)	0
Baseline contract value	£30,290.73

## ACCESS\*

Patients seen in 24 months	Total	Change since previous quarter
Quarter ending September 2017	656	
Quarter ending December 2017	650	→
Quarter ending March 2018	643	↓
Quarter ending June 2018	633	↓
Quarter ending September 2018	622	↓
<b>Variance since September 2017</b>	<b>(5.2%)</b>	<b>↓</b>



## ACTIVITY



Adjusted Scheduled Activity (UDA)		
Month	2018	2019
April	69	69
May	174	189
June	331	262
July	456	408
August	563	527
September	674	591
October	811	
November	963	
December	1,059	
January	1,206	
February	1,318	
March	1,412	
April	1,444	
May	1,444	
June	1,444	

## QUALITY

	Quantity	Base Number	Contract	AT	Region	England
% of FP17s for the same patient ID Re-attending within 3 months - Children	12	301	4.0%	9.3%	11.1%	11.6%
% of FP17s for the same patient ID Re-attending within 3 months - Adults	12	131	9.2%	14.9%	15.3%	15.5%
% of FP17s for the same patient ID Re-attending between 3 & 9 months - Children	229	301	76.1%	59.8%	61.1%	58.8%
% of FP17s for the same patient ID Re-attending between 3 & 9 months - Adults	70	131	53.4%	51.6%	52.3%	51.1%
% of FP17s for Band 1 Urgent Courses	14	410	3.4%	9.4%	9.5%	9.0%
% of FP17s Relating to Free Repair or Replacements	0	410	0.0%	0.5%	0.7%	0.8%
% of FP17s Relating to Continuations	0	410	0.0%	0.8%	0.8%	0.9%
% of Patients satisfied with the dentistry they have received	0	0	N/A	92.5%	93.6%	93.3%
% of Patients satisfied with the time they had to wait for an appointment	0	0	N/A	89.8%	88.8%	88.9%

\* This is based on patients treated on this contract for their most recent course of treatment. Figures in italics indicate the base number of FP17s or Patient Questionnaire responses are less than 100. N/A is shown where the base number of responses is less than 10 during the period. % is calculated as Quantity/Base number\*100

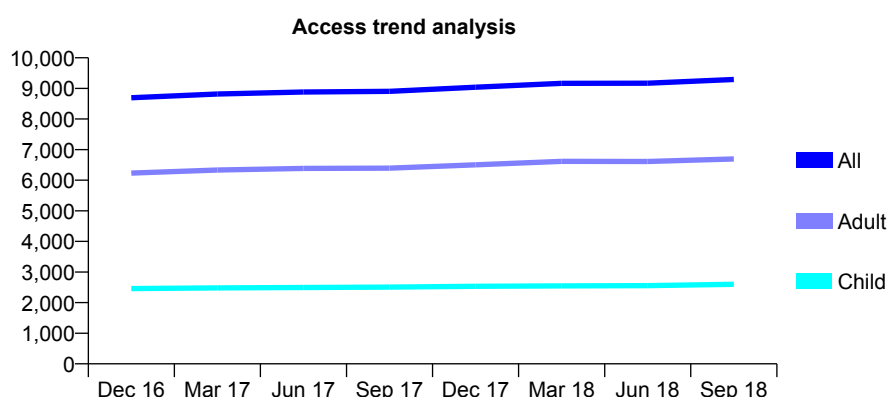
# Q68 - Vital Signs At a Glance Contract Report for 819492/0001 - September 2018

Name or company name	MISS KT TANNA
Contract type name	GDS Contract
Purpose of contract	General
Contract start date	01/04/2006
Contract end date	

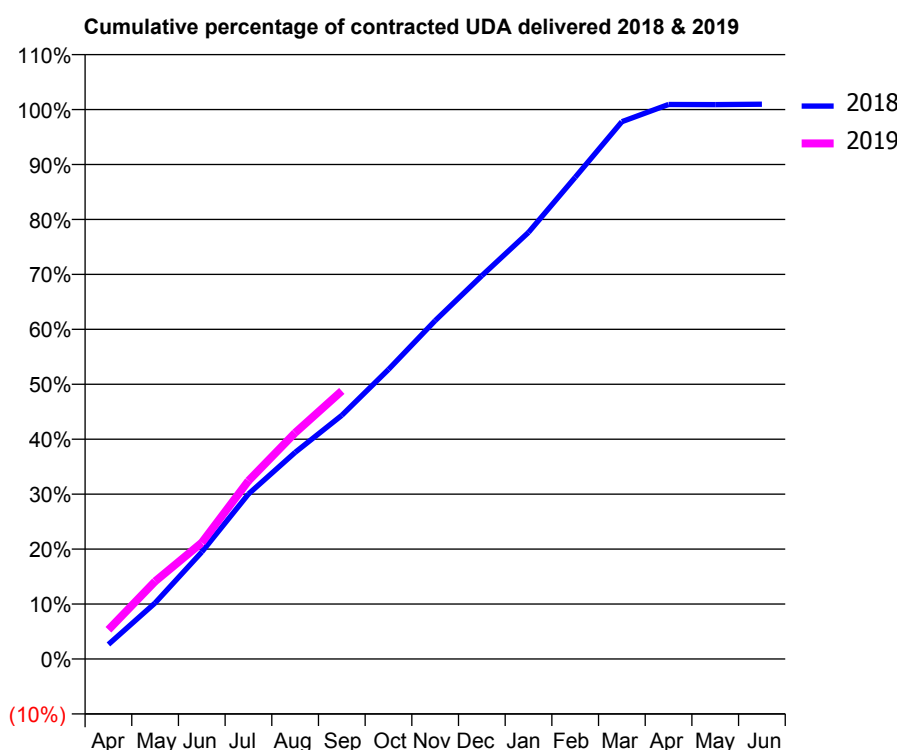
18/19 Contracted general activity (UDA)	20,150
Carry forward general activity (UDA)	0
18/19 Contracted orthodontic activity (UOA)	0
Carry forward orthodontic activity (UOA)	0
Baseline contract value	£586,933.77

## ACCESS\*

Patients seen in 24 months	Total	Change since previous quarter
Quarter ending September 2017	8,903	
Quarter ending December 2017	9,038	→
Quarter ending March 2018	9,164	→
Quarter ending June 2018	9,171	→
Quarter ending September 2018	9,294	→
Variance since September 2017	4.4%	↑



## ACTIVITY



Adjusted Scheduled Activity (UDA)		
Month	2018	2019
April	537	1,073
May	2,054	2,849
June	3,923	4,265
July	6,050	6,534
August	7,578	8,295
September	8,935	9,832
October	10,619	
November	12,409	
December	14,055	
January	15,643	
February	17,665	
March	19,706	
April	20,336	
May	20,331	
June	20,345	

## QUALITY

	Quantity	Base Number	Contract	AT	Region	England
% of FP17s for the same patient ID Re-attending within 3 months - Children	108	2,059	5.2%	9.3%	11.1%	11.6%
% of FP17s for the same patient ID Re-attending within 3 months - Adults	536	4,496	11.9%	14.9%	15.3%	15.5%
% of FP17s for the same patient ID Re-attending between 3 & 9 months - Children	1,390	2,059	67.5%	59.8%	61.1%	58.8%
% of FP17s for the same patient ID Re-attending between 3 & 9 months - Adults	2,514	4,496	55.9%	51.6%	52.3%	51.1%
% of FP17s for Band 1 Urgent Courses	581	6,171	9.4%	9.4%	9.5%	9.0%
% of FP17s Relating to Free Repair or Replacements	38	6,171	0.6%	0.5%	0.7%	0.8%
% of FP17s Relating to Continuations	7	6,171	0.1%	0.8%	0.8%	0.9%
% of Patients satisfied with the dentistry they have received	4	5	N/A	92.5%	93.6%	93.3%
% of Patients satisfied with the time they had to wait for an appointment	5	5	N/A	89.8%	88.8%	88.9%

\* This is based on patients treated on this contract for their most recent course of treatment. Figures in italics indicate the base number of FP17s or Patient Questionnaire responses are less than 100. N/A is shown where the base number of responses is less than 10 during the period. % is calculated as Quantity/Base number\*100



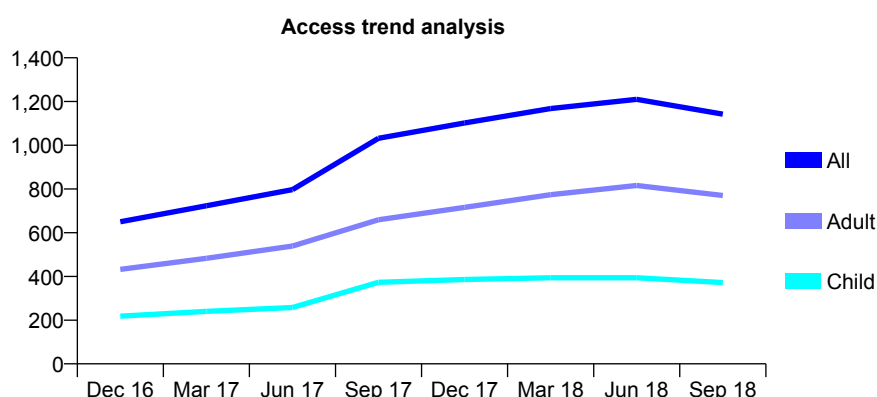
# Q68 - Vital Signs At a Glance Contract Report for 819921/0001 - September 2018

Name or company name	Priors Croft Partnership
Contract type name	GDS Contract
Purpose of contract	General
Contract start date	01/04/2006
Contract end date	

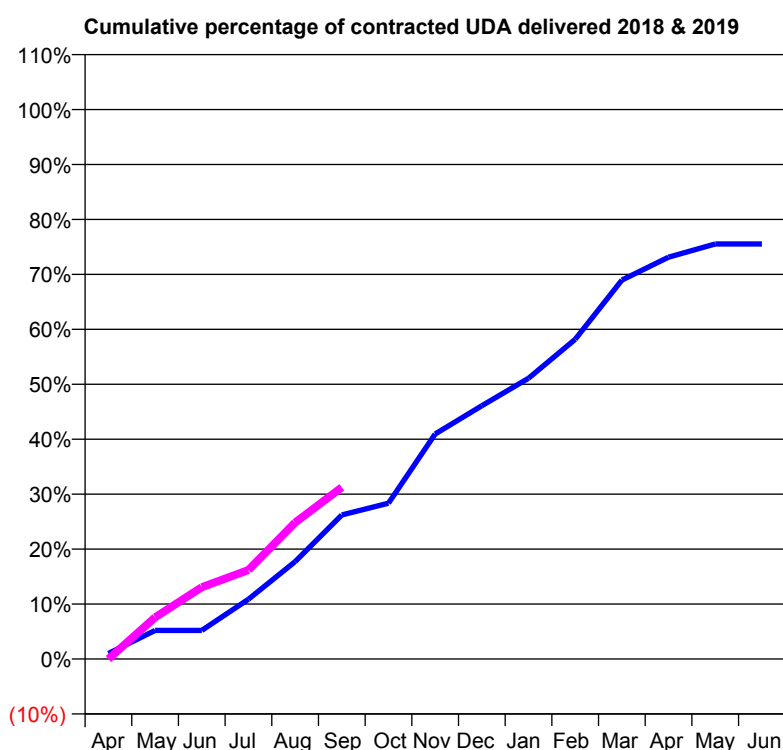
18/19 Contracted general activity (UDA)	1,800
Carry forward general activity (UDA)	0
18/19 Contracted orthodontic activity (UOA)	0
Carry forward orthodontic activity (UOA)	0
Baseline contract value	£40,812.38

## ACCESS\*

Patients seen in 24 months	Total	Change since previous quarter
Quarter ending September 2017	1,032	
Quarter ending December 2017	1,102	↑
Quarter ending March 2018	1,168	↑
Quarter ending June 2018	1,210	↑
Quarter ending September 2018	1,142	↓
<b>Variance since September 2017</b>	<b>10.7%</b>	<b>↑</b>



## ACTIVITY



Adjusted Scheduled Activity (UDA)		
Month	2018	2019
April	18	0
May	94	137
June	94	235
July	196	292
August	319	447
September	472	563
October	510	
November	737	
December	830	
January	920	
February	1,047	
March	1,241	
April	1,316	
May	1,360	
June	1,360	

## QUALITY

	Quantity	Base Number	Contract	AT	Region	England
% of FP17s for the same patient ID Re-attending within 3 months - Children	16	306	5.2%	9.3%	11.1%	11.6%
% of FP17s for the same patient ID Re-attending within 3 months - Adults	96	548	17.5%	14.9%	15.3%	15.5%
% of FP17s for the same patient ID Re-attending between 3 & 9 months - Children	228	306	74.5%	59.8%	61.1%	58.8%
% of FP17s for the same patient ID Re-attending between 3 & 9 months - Adults	260	548	47.4%	51.6%	52.3%	51.1%
% of FP17s for Band 1 Urgent Courses	28	383	7.3%	9.4%	9.5%	9.0%
% of FP17s Relating to Free Repair or Replacements	0	383	0.0%	0.5%	0.7%	0.8%
% of FP17s Relating to Continuations	0	383	0.0%	0.8%	0.8%	0.9%
% of Patients satisfied with the dentistry they have received	1	1	N/A	92.5%	93.6%	93.3%
% of Patients satisfied with the time they had to wait for an appointment	1	1	N/A	89.8%	88.8%	88.9%

\* This is based on patients treated on this contract for their most recent course of treatment. Figures in italics indicate the base number of FP17s or Patient Questionnaire responses are less than 100. N/A is shown where the base number of responses is less than 10 during the period. % is calculated as Quantity/Base number\*100

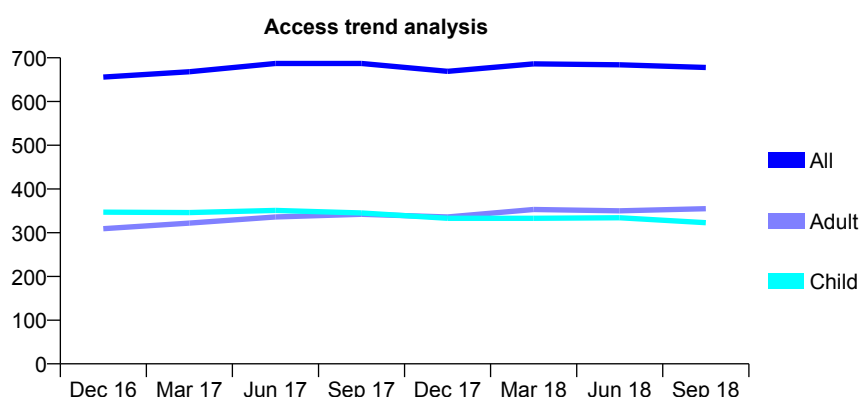
# Q68 - Vital Signs At a Glance Contract Report for 820938/0001 - September 2018

Name or company name	MISS VJ MOON
Contract type name	GDS Contract
Purpose of contract	General
Contract start date	01/04/2006
Contract end date	

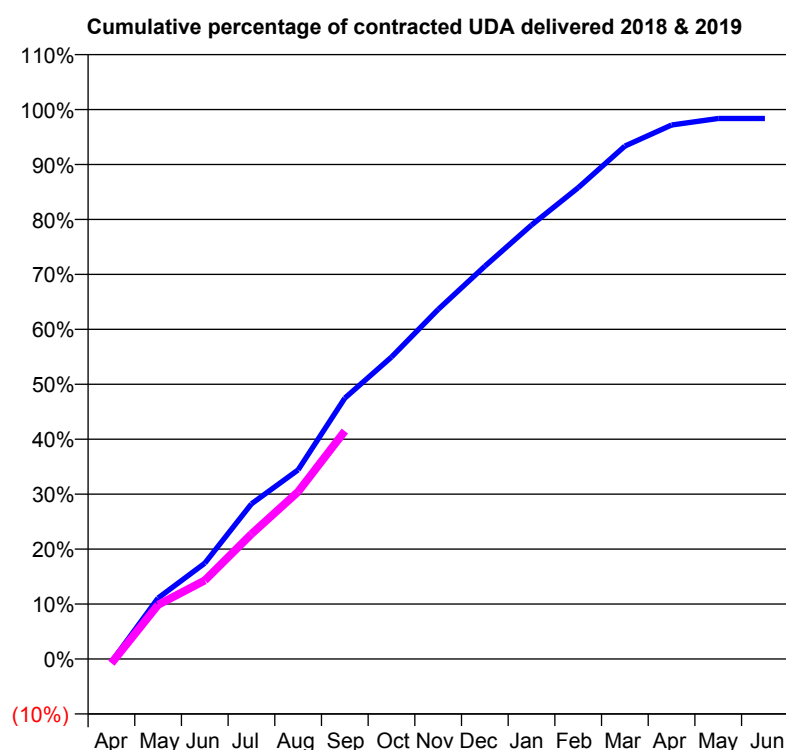
18/19 Contracted general activity (UDA)	2,040
Carry forward general activity (UDA)	33
18/19 Contracted orthodontic activity (UOA)	0
Carry forward orthodontic activity (UOA)	0
Baseline contract value	£50,846.57

## ACCESS\*

Patients seen in 24 months	Total	Change since previous quarter
Quarter ending September 2017	687	
Quarter ending December 2017	669	↓
Quarter ending March 2018	686	↑
Quarter ending June 2018	684	→
Quarter ending September 2018	678	→
<b>Variance since September 2017</b>	<b>(1.3%)</b>	<b>↓</b>



## ACTIVITY



Adjusted Scheduled Activity (UDA)		
Month	2018	2019
April	-11	-16
May	227	201
June	356	292
July	576	464
August	702	621
September	969	846
October	1,121	
November	1,298	
December	1,458	
January	1,611	
February	1,750	
March	1,904	
April	1,983	
May	2,007	
June	2,007	

## QUALITY

	Quantity	Base Number	Contract	AT	Region	England
% of FP17s for the same patient ID Re-attending within 3 months - Children	27	297	9.1%	9.3%	11.1%	11.6%
% of FP17s for the same patient ID Re-attending within 3 months - Adults	36	266	13.5%	14.9%	15.3%	15.5%
% of FP17s for the same patient ID Re-attending between 3 & 9 months - Children	225	297	75.8%	59.8%	61.1%	58.8%
% of FP17s for the same patient ID Re-attending between 3 & 9 months - Adults	163	266	61.3%	51.6%	52.3%	51.1%
% of FP17s for Band 1 Urgent Courses	27	495	5.5%	9.4%	9.5%	9.0%
% of FP17s Relating to Free Repair or Replacements	1	495	0.2%	0.5%	0.7%	0.8%
% of FP17s Relating to Continuations	0	495	0.0%	0.8%	0.8%	0.9%
% of Patients satisfied with the dentistry they have received	1	1	N/A	92.5%	93.6%	93.3%
% of Patients satisfied with the time they had to wait for an appointment	1	1	N/A	89.8%	88.8%	88.9%

\* This is based on patients treated on this contract for their most recent course of treatment. Figures in italics indicate the base number of FP17s or Patient Questionnaire responses are less than 100. N/A is shown where the base number of responses is less than 10 during the period. % is calculated as Quantity/Base number\*100

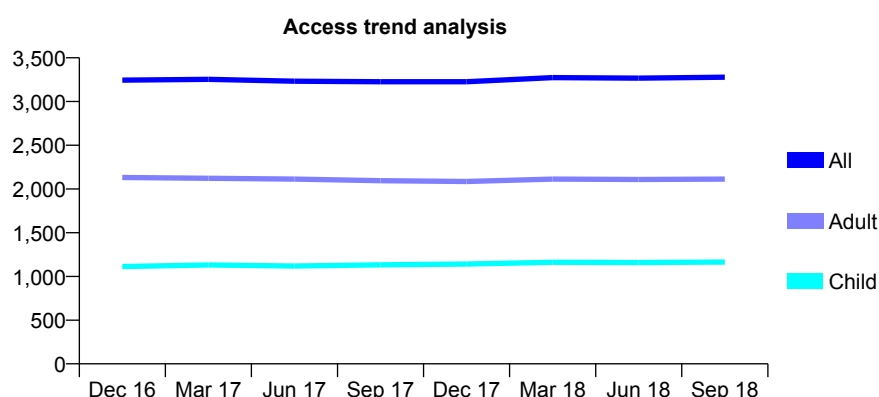
# Q68 - Vital Signs At a Glance Contract Report for 82221/0001 - September 2018

Name or company name	MRS NE VADASZ
Contract type name	GDS Contract
Purpose of contract	General
Contract start date	01/04/2006
Contract end date	

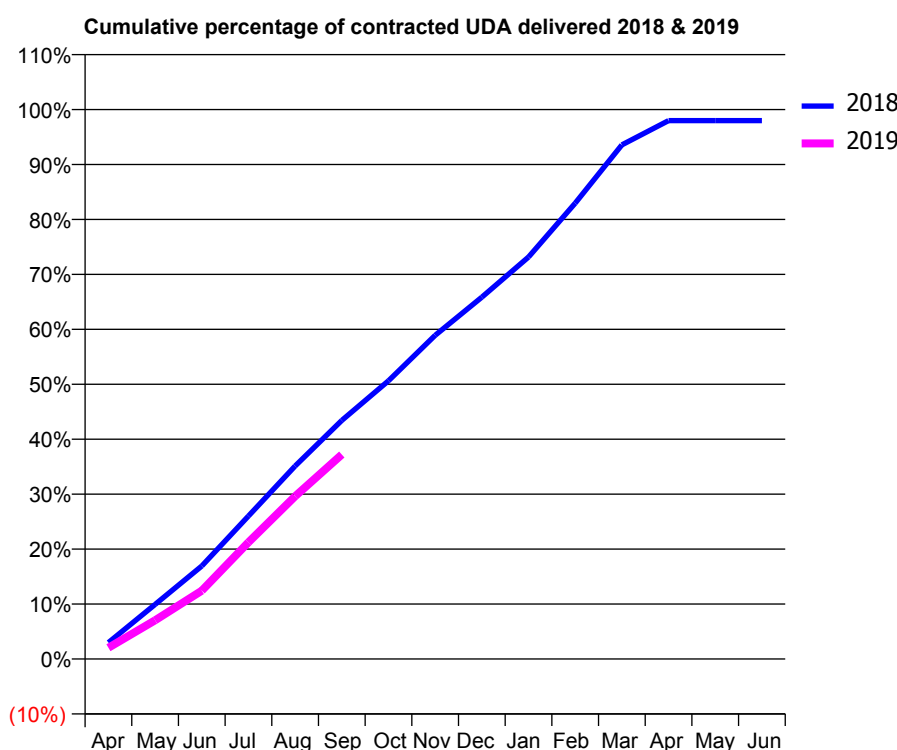
18/19 Contracted general activity (UDA)	9,130
Carry forward general activity (UDA)	185
18/19 Contracted orthodontic activity (UOA)	0
Carry forward orthodontic activity (UOA)	0
Baseline contract value	£240,366.21

## ACCESS\*

Patients seen in 24 months	Total	Change since previous quarter
Quarter ending September 2017	3,227	
Quarter ending December 2017	3,226	→
Quarter ending March 2018	3,274	→
Quarter ending June 2018	3,268	→
Quarter ending September 2018	3,278	→
<b>Variance since September 2017</b>	<b>1.6%</b>	<b>→</b>



## ACTIVITY



Adjusted Scheduled Activity (UDA)		
Month	2018	2019
April	273	187
May	907	644
June	1,546	1,135
July	2,375	1,939
August	3,206	2,703
September	3,965	3,398
October	4,623	
November	5,378	
December	6,013	
January	6,679	
February	7,575	
March	8,543	
April	8,944	
May	8,944	
June	8,944	

## QUALITY

	Quantity	Base Number	Contract	AT	Region	England
% of FP17s for the same patient ID Re-attending within 3 months - Children	65	969	6.7%	9.3%	11.1%	11.6%
% of FP17s for the same patient ID Re-attending within 3 months - Adults	155	1,290	12.0%	14.9%	15.3%	15.5%
% of FP17s for the same patient ID Re-attending between 3 & 9 months - Children	684	969	70.6%	59.8%	61.1%	58.8%
% of FP17s for the same patient ID Re-attending between 3 & 9 months - Adults	591	1,290	45.8%	51.6%	52.3%	51.1%
% of FP17s for Band 1 Urgent Courses	144	2,076	6.9%	9.4%	9.5%	9.0%
% of FP17s Relating to Free Repair or Replacements	6	2,076	0.3%	0.5%	0.7%	0.8%
% of FP17s Relating to Continuations	5	2,076	0.2%	0.8%	0.8%	0.9%
% of Patients satisfied with the dentistry they have received	3	3	N/A	92.5%	93.6%	93.3%
% of Patients satisfied with the time they had to wait for an appointment	3	3	N/A	89.8%	88.8%	88.9%

\* This is based on patients treated on this contract for their most recent course of treatment. Figures in italics indicate the base number of FP17s or Patient Questionnaire responses are less than 100. N/A is shown where the base number of responses is less than 10 during the period. % is calculated as Quantity/Base number\*100

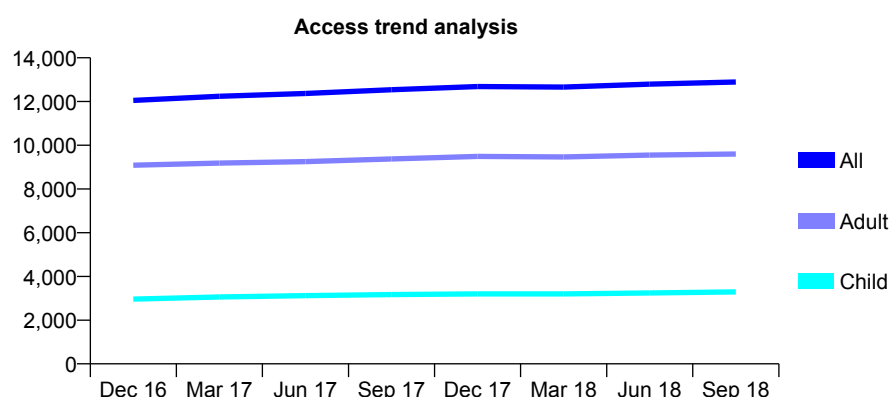
# Q68 - Vital Signs At a Glance Contract Report for 825107/0003 - September 2018

Name or company name	MR S OBERAI
Contract type name	GDS Contract
Purpose of contract	General
Contract start date	01/04/2006
Contract end date	

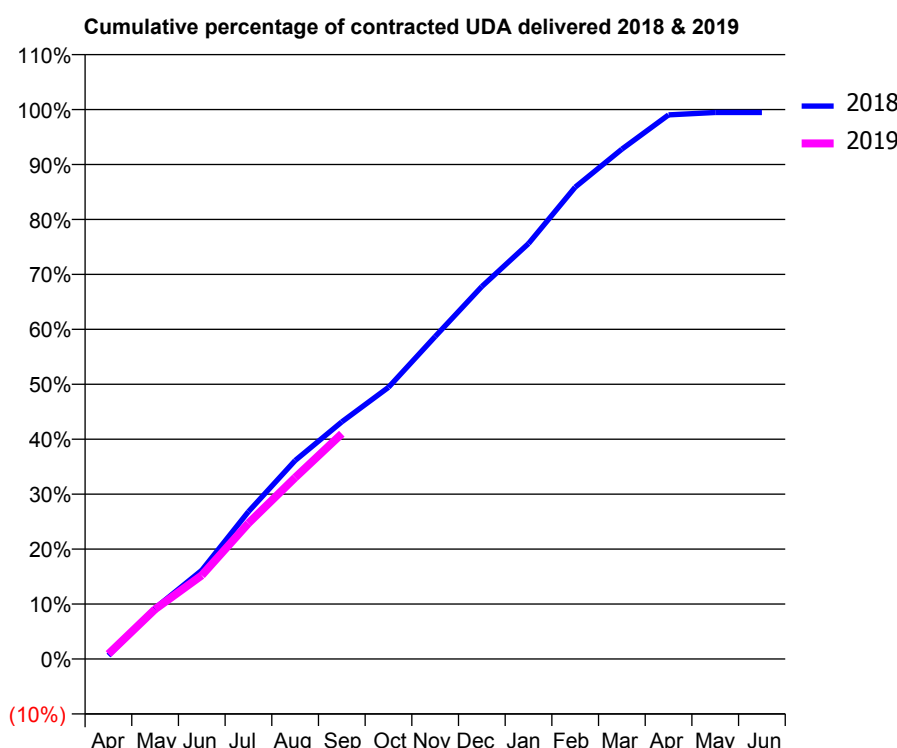
18/19 Contracted general activity (UDA)	33,874
Carry forward general activity (UDA)	184
18/19 Contracted orthodontic activity (UOA)	0
Carry forward orthodontic activity (UOA)	0
Baseline contract value	£888,658.16

## ACCESS\*

Patients seen in 24 months	Total	Change since previous quarter
Quarter ending September 2017	12,539	
Quarter ending December 2017	12,688	→
Quarter ending March 2018	12,664	→
Quarter ending June 2018	12,794	→
Quarter ending September 2018	12,890	→
<b>Variance since September 2017</b>	<b>2.8%</b>	<b>↑</b>



## ACTIVITY



Adjusted Scheduled Activity (UDA)		
Month	2018	2019
April	219	308
May	3,133	3,070
June	5,473	5,158
July	9,084	8,369
August	12,237	11,181
September	14,623	13,888
October	16,746	
November	19,881	
December	22,963	
January	25,613	
February	29,085	
March	31,426	
April	33,542	
May	33,693	
June	33,690	

## QUALITY

	Quantity	Base Number	Contract	AT	Region	England
% of FP17s for the same patient ID Re-attending within 3 months - Children	127	2,000	6.4%	9.3%	11.1%	11.6%
% of FP17s for the same patient ID Re-attending within 3 months - Adults	610	4,765	12.8%	14.9%	15.3%	15.5%
% of FP17s for the same patient ID Re-attending between 3 & 9 months - Children	800	2,000	40.0%	59.8%	61.1%	58.8%
% of FP17s for the same patient ID Re-attending between 3 & 9 months - Adults	1,564	4,765	32.8%	51.6%	52.3%	51.1%
% of FP17s for Band 1 Urgent Courses	1,082	5,908	18.3%	9.4%	9.5%	9.0%
% of FP17s Relating to Free Repair or Replacements	10	5,908	0.2%	0.5%	0.7%	0.8%
% of FP17s Relating to Continuations	13	5,908	0.2%	0.8%	0.8%	0.9%
% of Patients satisfied with the dentistry they have received	3	3	N/A	92.5%	93.6%	93.3%
% of Patients satisfied with the time they had to wait for an appointment	3	3	N/A	89.8%	88.8%	88.9%

\* This is based on patients treated on this contract for their most recent course of treatment. Figures in italics indicate the base number of FP17s or Patient Questionnaire responses are less than 100. N/A is shown where the base number of responses is less than 10 during the period. % is calculated as Quantity/Base number\*100

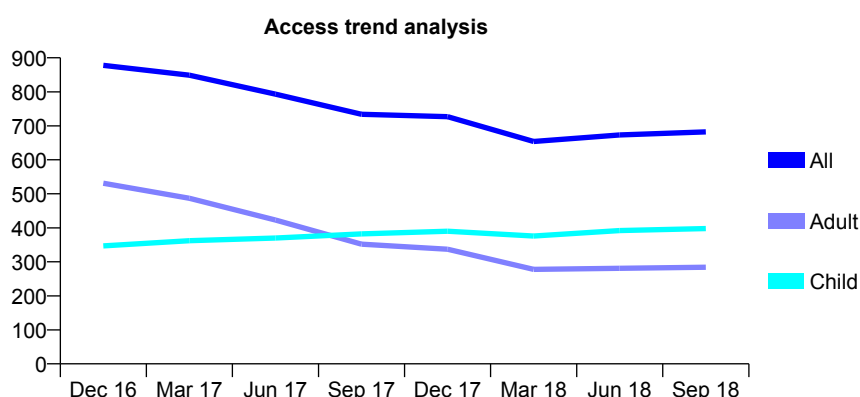
# Q68 - Vital Signs At a Glance Contract Report for 825107/0011 - September 2018

Name or company name	Dr M Al-Zibari trading as West Horsley Den
Contract type name	GDS Contract
Purpose of contract	General
Contract start date	01/05/2012
Contract end date	

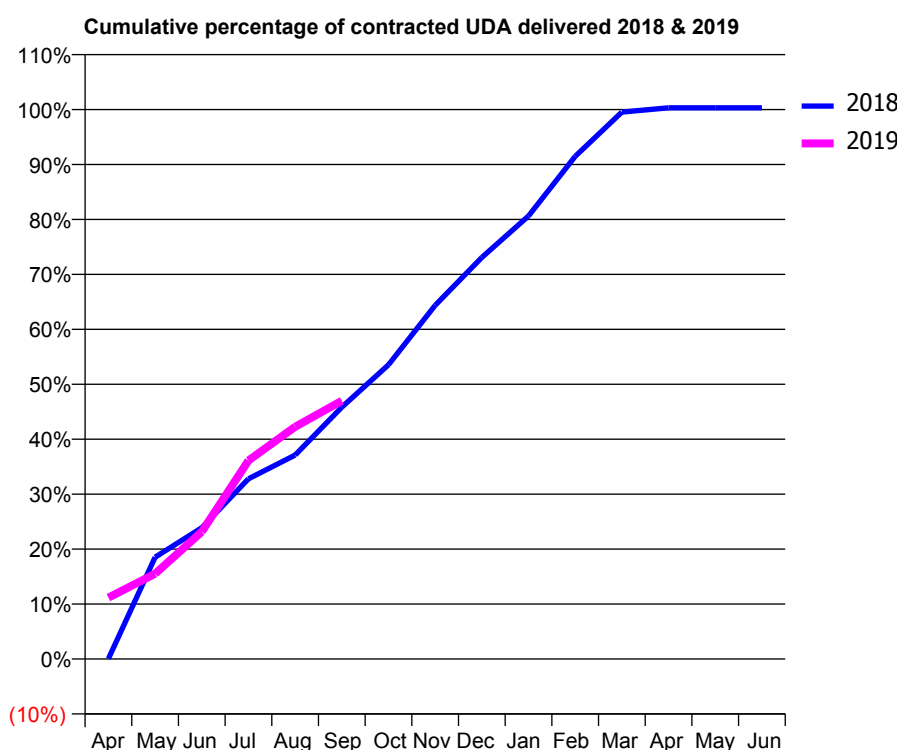
18/19 Contracted general activity (UDA)	1,676
Carry forward general activity (UDA)	0
18/19 Contracted orthodontic activity (UOA)	0
Carry forward orthodontic activity (UOA)	0
Baseline contract value	£39,920.51

## ACCESS\*

Patients seen in 24 months	Total	Change since previous quarter
Quarter ending September 2017	734	
Quarter ending December 2017	727	→
Quarter ending March 2018	654	↓
Quarter ending June 2018	673	↑
Quarter ending September 2018	682	→
<b>Variance since September 2017</b>	<b>(7.1%)</b>	<b>↓</b>



## ACTIVITY



Adjusted Scheduled Activity (UDA)		
Month	2018	2019
April	1	187
May	310	260
June	400	388
July	550	605
August	622	708
September	768	788
October	897	
November	1,079	
December	1,225	
January	1,351	
February	1,533	
March	1,668	
April	1,681	
May	1,681	
June	1,681	

## QUALITY

	Quantity	Base Number	Contract	AT	Region	England
% of FP17s for the same patient ID Re-attending within 3 months - Children	38	330	11.5%	9.3%	11.1%	11.6%
% of FP17s for the same patient ID Re-attending within 3 months - Adults	11	86	12.8%	14.9%	15.3%	15.5%
% of FP17s for the same patient ID Re-attending between 3 & 9 months - Children	170	330	51.5%	59.8%	61.1%	58.8%
% of FP17s for the same patient ID Re-attending between 3 & 9 months - Adults	41	86	47.7%	51.6%	52.3%	51.1%
% of FP17s for Band 1 Urgent Courses	9	400	2.3%	9.4%	9.5%	9.0%
% of FP17s Relating to Free Repair or Replacements	0	400	0.0%	0.5%	0.7%	0.8%
% of FP17s Relating to Continuations	0	400	0.0%	0.8%	0.8%	0.9%
% of Patients satisfied with the dentistry they have received	1	1	N/A	92.5%	93.6%	93.3%
% of Patients satisfied with the time they had to wait for an appointment	1	1	N/A	89.8%	88.8%	88.9%

\* This is based on patients treated on this contract for their most recent course of treatment. Figures in italics indicate the base number of FP17s or Patient Questionnaire responses are less than 100. N/A is shown where the base number of responses is less than 10 during the period. % is calculated as Quantity/Base number\*100

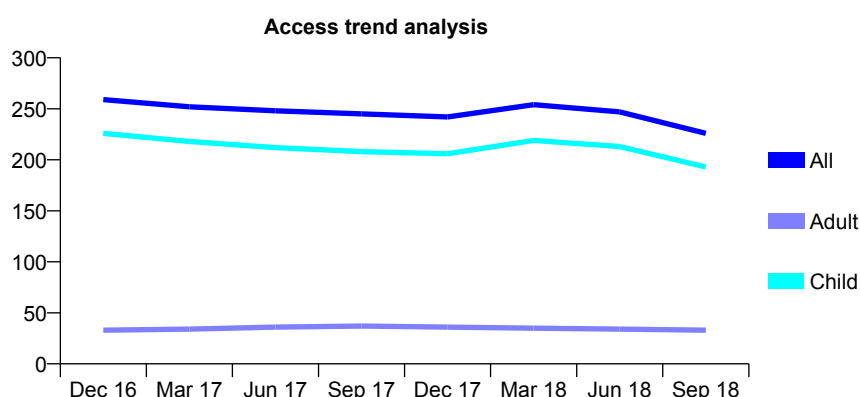
# Q68 - Vital Signs At a Glance Contract Report for 829196/0001 - September 2018

Name or company name	DR JA JULLIEN
Contract type name	GDS Contract
Purpose of contract	General
Contract start date	01/04/2006
Contract end date	

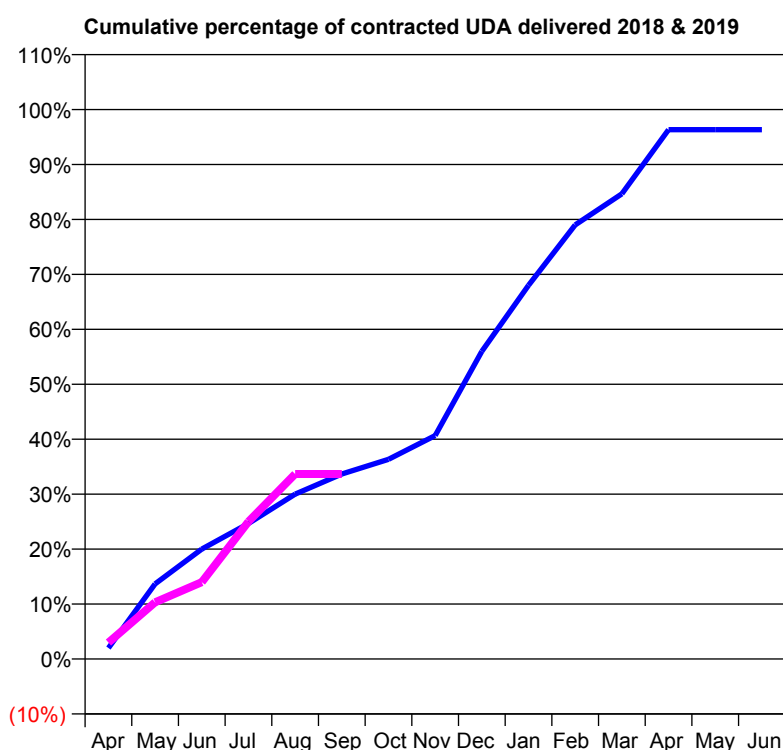
18/19 Contracted general activity (UDA)	300
Carry forward general activity (UDA)	11
18/19 Contracted orthodontic activity (UOA)	0
Carry forward orthodontic activity (UOA)	0
Baseline contract value	£6,743.71

## ACCESS\*

Patients seen in 24 months	Total	Change since previous quarter
Quarter ending September 2017	245	
Quarter ending December 2017	242	↓
Quarter ending March 2018	254	↑
Quarter ending June 2018	247	↓
Quarter ending September 2018	226	↓
<b>Variance since September 2017</b>	<b>(7.8%)</b>	<b>↓</b>



## ACTIVITY



Adjusted Scheduled Activity (UDA)		
Month	2018	2019
April	6	9
May	41	31
June	60	42
July	74	75
August	90	101
September	101	101
October	109	
November	122	
December	168	
January	204	
February	237	
March	254	
April	289	
May	289	
June	289	

## QUALITY

	Quantity	Base Number	Contract	AT	Region	England
% of FP17s for the same patient ID Re-attending within 3 months - Children	3	120	2.5%	9.3%	11.1%	11.6%
% of FP17s for the same patient ID Re-attending within 3 months - Adults	0	1	0.0%	14.9%	15.3%	15.5%
% of FP17s for the same patient ID Re-attending between 3 & 9 months - Children	51	120	42.5%	59.8%	61.1%	58.8%
% of FP17s for the same patient ID Re-attending between 3 & 9 months - Adults	1	1	100.0%	51.6%	52.3%	51.1%
% of FP17s for Band 1 Urgent Courses	0	92	0.0%	9.4%	9.5%	9.0%
% of FP17s Relating to Free Repair or Replacements	0	92	0.0%	0.5%	0.7%	0.8%
% of FP17s Relating to Continuations	0	92	0.0%	0.8%	0.8%	0.9%
% of Patients satisfied with the dentistry they have received	0	0	N/A	92.5%	93.6%	93.3%
% of Patients satisfied with the time they had to wait for an appointment	0	0	N/A	89.8%	88.8%	88.9%

\* This is based on patients treated on this contract for their most recent course of treatment. Figures in italics indicate the base number of FP17s or Patient Questionnaire responses are less than 100. N/A is shown where the base number of responses is less than 10 during the period. % is calculated as Quantity/Base number\*100

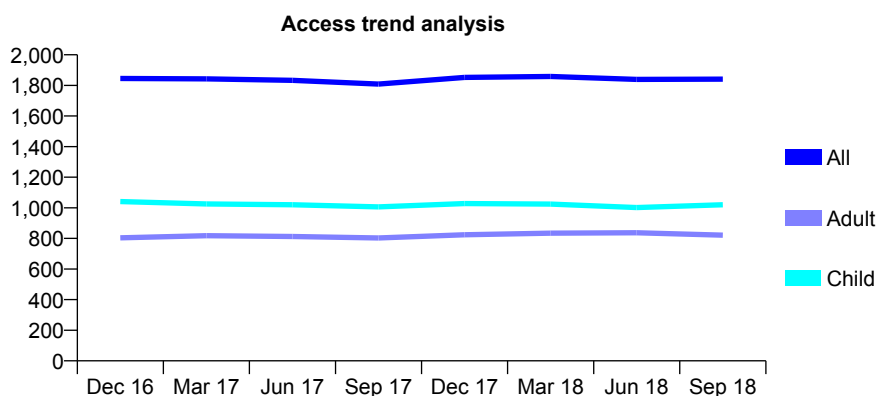
## Q68 - Vital Signs At a Glance Contract Report for 831514/0002 - September 2018

Name or company name	MR NC GREEN
Contract type name	GDS Contract
Purpose of contract	General
Contract start date	01/04/2006
Contract end date	

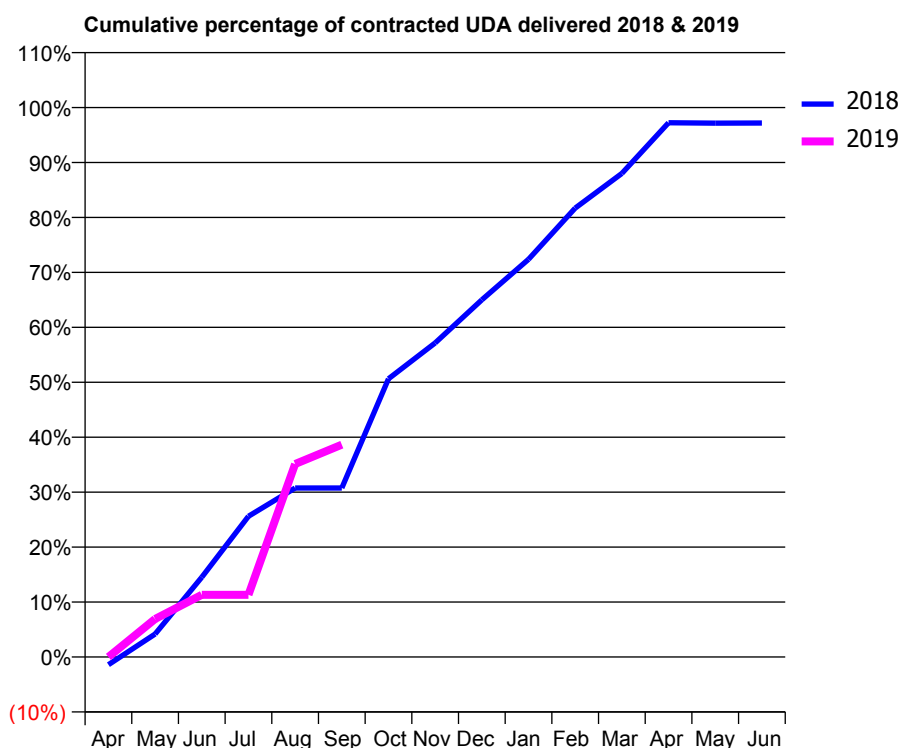
18/19 Contracted general activity (UDA)	4,250
Carry forward general activity (UDA)	119
18/19 Contracted orthodontic activity (UOA)	0
Carry forward orthodontic activity (UOA)	0
Baseline contract value	£101,418.05

### ACCESS\*

Patients seen in 24 months	Total	Change since previous quarter
Quarter ending September 2017	1,809	
Quarter ending December 2017	1,852	↑
Quarter ending March 2018	1,858	→
Quarter ending June 2018	1,839	↓
Quarter ending September 2018	1,841	→
<b>Variance since September 2017</b>	<b>1.8%</b>	<b>→</b>



### ACTIVITY



Adjusted Scheduled Activity (UDA)		
Month	2018	2019
April	-60	0
May	178	295
June	617	481
July	1,088	481
August	1,307	1,493
September	1,307	1,642
October	2,152	
November	2,430	
December	2,762	
January	3,076	
February	3,472	
March	3,740	
April	4,132	
May	4,129	
June	4,130	

### QUALITY

	Quantity	Base Number	Contract	AT	Region	England
% of FP17s for the same patient ID Re-attending within 3 months - Children	29	789	3.7%	9.3%	11.1%	11.6%
% of FP17s for the same patient ID Re-attending within 3 months - Adults	60	554	10.8%	14.9%	15.3%	15.5%
% of FP17s for the same patient ID Re-attending between 3 & 9 months - Children	492	789	62.4%	59.8%	61.1%	58.8%
% of FP17s for the same patient ID Re-attending between 3 & 9 months - Adults	356	554	64.3%	51.6%	52.3%	51.1%
% of FP17s for Band 1 Urgent Courses	10	1,163	0.9%	9.4%	9.5%	9.0%
% of FP17s Relating to Free Repair or Replacements	2	1,163	0.2%	0.5%	0.7%	0.8%
% of FP17s Relating to Continuations	6	1,163	0.5%	0.8%	0.8%	0.9%
% of Patients satisfied with the dentistry they have received	0	0	N/A	92.5%	93.6%	93.3%
% of Patients satisfied with the time they had to wait for an appointment	0	0	N/A	89.8%	88.8%	88.9%

\* This is based on patients treated on this contract for their most recent course of treatment. Figures in italics indicate the base number of FP17s or Patient Questionnaire responses are less than 100. N/A is shown where the base number of responses is less than 10 during the period. % is calculated as Quantity/Base number\*100



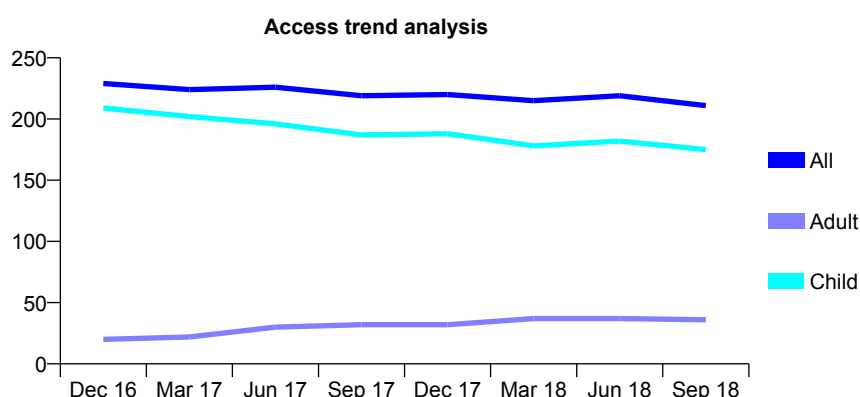
# Q68 - Vital Signs At a Glance Contract Report for 833215/0001 - September 2018

Name or company name	MRS A SIMPKINS
Contract type name	GDS Contract
Purpose of contract	General
Contract start date	01/04/2006
Contract end date	

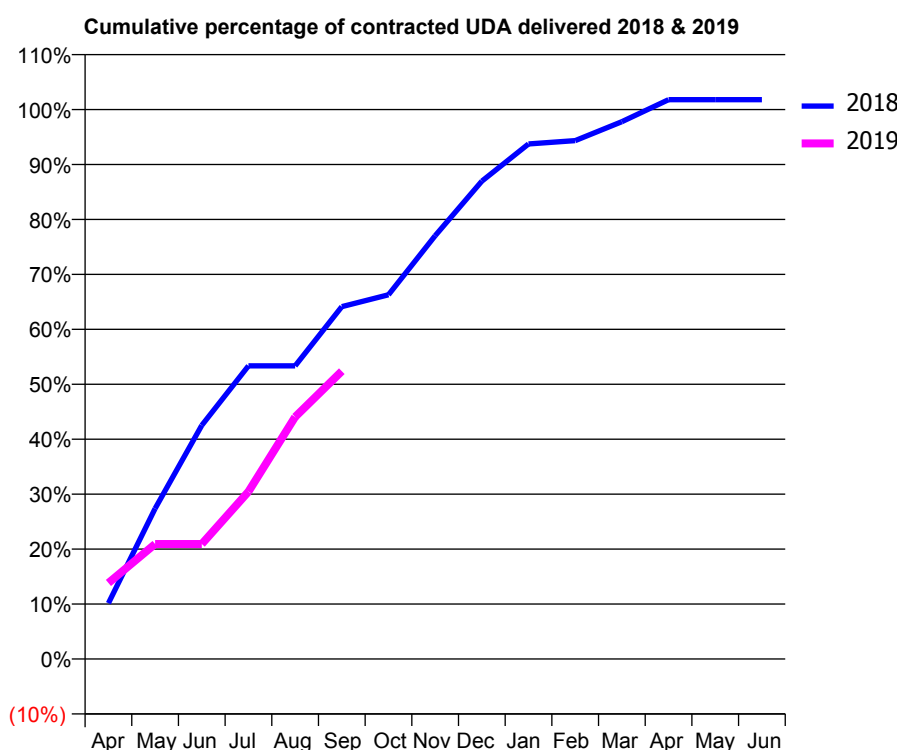
18/19 Contracted general activity (UDA)	325
Carry forward general activity (UDA)	0
18/19 Contracted orthodontic activity (UOA)	0
Carry forward orthodontic activity (UOA)	0
Baseline contract value	£9,356.81

## ACCESS\*

Patients seen in 24 months	Total	Change since previous quarter
Quarter ending September 2017	219	
Quarter ending December 2017	220	→
Quarter ending March 2018	215	↓
Quarter ending June 2018	219	→
Quarter ending September 2018	211	↓
<b>Variance since September 2017</b>	<b>(3.7%)</b>	<b>↓</b>



## ACTIVITY



Adjusted Scheduled Activity (UDA)		
Month	2018	2019
April	33	45
May	89	68
June	138	68
July	173	99
August	173	143
September	208	170
October	215	
November	250	
December	283	
January	305	
February	307	
March	318	
April	331	
May	331	
June	331	

## QUALITY

	Quantity	Base Number	Contract	AT	Region	England
% of FP17s for the same patient ID Re-attending within 3 months - Children	2	145	1.4%	9.3%	11.1%	11.6%
% of FP17s for the same patient ID Re-attending within 3 months - Adults	0	11	0.0%	14.9%	15.3%	15.5%
% of FP17s for the same patient ID Re-attending between 3 & 9 months - Children	61	145	42.1%	59.8%	61.1%	58.8%
% of FP17s for the same patient ID Re-attending between 3 & 9 months - Adults	3	11	27.3%	51.6%	52.3%	51.1%
% of FP17s for Band 1 Urgent Courses	2	146	1.4%	9.4%	9.5%	9.0%
% of FP17s Relating to Free Repair or Replacements	0	146	0.0%	0.5%	0.7%	0.8%
% of FP17s Relating to Continuations	0	146	0.0%	0.8%	0.8%	0.9%
% of Patients satisfied with the dentistry they have received	1	1	N/A	92.5%	93.6%	93.3%
% of Patients satisfied with the time they had to wait for an appointment	1	1	N/A	89.8%	88.8%	88.9%

\* This is based on patients treated on this contract for their most recent course of treatment. Figures in italics indicate the base number of FP17s or Patient Questionnaire responses are less than 100. N/A is shown where the base number of responses is less than 10 during the period. % is calculated as Quantity/Base number\*100

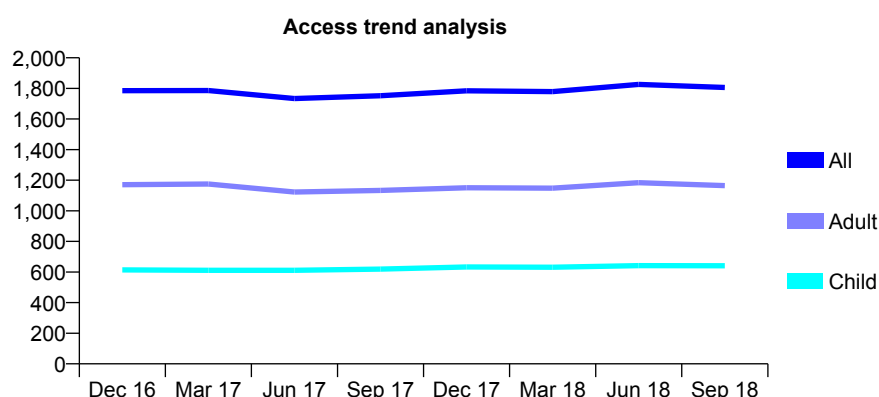
# Q68 - Vital Signs At a Glance Contract Report for 833576/0001 - September 2018

Name or company name	MR CS HOUSTON
Contract type name	GDS Contract
Purpose of contract	General
Contract start date	01/04/2006
Contract end date	

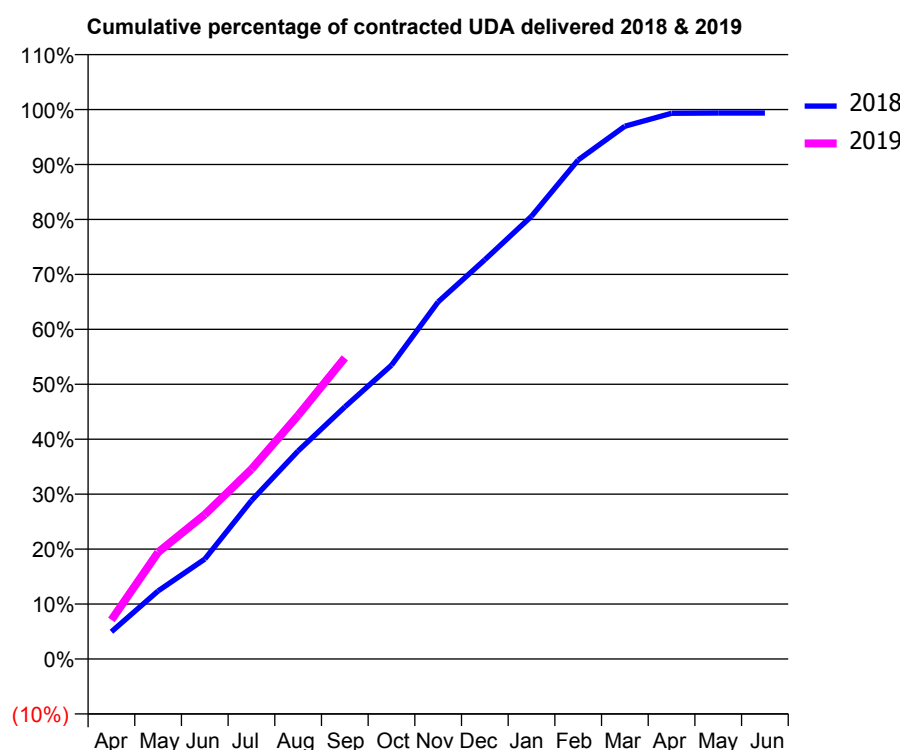
18/19 Contracted general activity (UDA)	5,304
Carry forward general activity (UDA)	33
18/19 Contracted orthodontic activity (UOA)	0
Carry forward orthodontic activity (UOA)	0
Baseline contract value	£166,735.99

## ACCESS\*

Patients seen in 24 months	Total	Change since previous quarter
Quarter ending September 2017	1,752	
Quarter ending December 2017	1,784	→
Quarter ending March 2018	1,779	→
Quarter ending June 2018	1,826	↑
Quarter ending September 2018	1,806	↓
<b>Variance since September 2017</b>	<b>3.1%</b>	<b>↑</b>



## ACTIVITY



Adjusted Scheduled Activity (UDA)		
Month	2018	2019
April	264	378
May	657	1,031
June	965	1,394
July	1,530	1,832
August	2,009	2,352
September	2,434	2,907
October	2,836	
November	3,448	
December	3,854	
January	4,274	
February	4,817	
March	5,143	
April	5,267	
May	5,270	
June	5,270	

## QUALITY

	Quantity	Base Number	Contract	AT	Region	England
% of FP17s for the same patient ID Re-attending within 3 months - Children	56	571	9.8%	9.3%	11.1%	11.6%
% of FP17s for the same patient ID Re-attending within 3 months - Adults	98	867	11.3%	14.9%	15.3%	15.5%
% of FP17s for the same patient ID Re-attending between 3 & 9 months - Children	379	571	66.4%	59.8%	61.1%	58.8%
% of FP17s for the same patient ID Re-attending between 3 & 9 months - Adults	548	867	63.2%	51.6%	52.3%	51.1%
% of FP17s for Band 1 Urgent Courses	115	1,369	8.4%	9.4%	9.5%	9.0%
% of FP17s Relating to Free Repair or Replacements	0	1,369	0.0%	0.5%	0.7%	0.8%
% of FP17s Relating to Continuations	5	1,369	0.4%	0.8%	0.8%	0.9%
% of Patients satisfied with the dentistry they have received	3	3	N/A	92.5%	93.6%	93.3%
% of Patients satisfied with the time they had to wait for an appointment	3	3	N/A	89.8%	88.8%	88.9%

\* This is based on patients treated on this contract for their most recent course of treatment. Figures in italics indicate the base number of FP17s or Patient Questionnaire responses are less than 100. N/A is shown where the base number of responses is less than 10 during the period. % is calculated as Quantity/Base number\*100

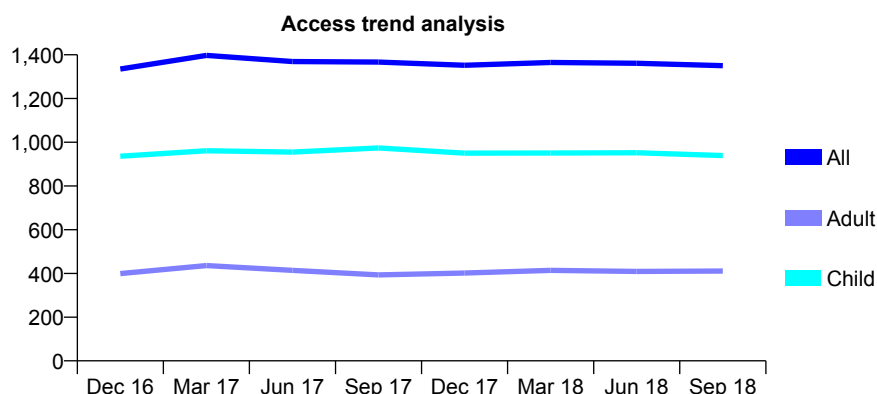
## Q68 - Vital Signs At a Glance Contract Report for 834777/0001 - September 2018

Name or company name	MR C WOOD
Contract type name	GDS Contract
Purpose of contract	General
Contract start date	01/04/2006
Contract end date	

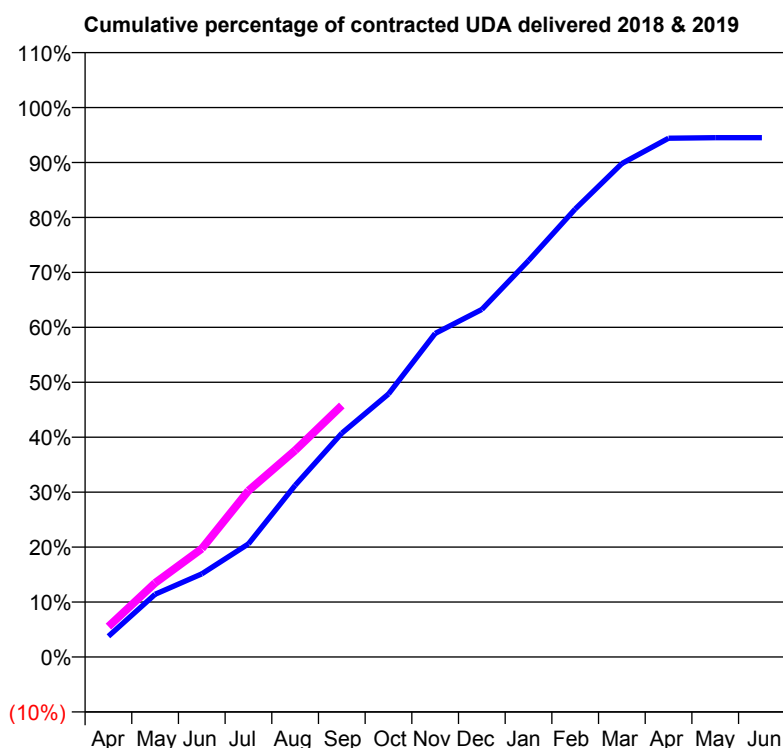
18/19 Contracted general activity (UDA)	3,000
Carry forward general activity (UDA)	0
18/19 Contracted orthodontic activity (UOA)	0
Carry forward orthodontic activity (UOA)	0
Baseline contract value	£71,373.63

### ACCESS\*

Patients seen in 24 months	Total	Change since previous quarter
Quarter ending September 2017	1,367	
Quarter ending December 2017	1,352	↓
Quarter ending March 2018	1,365	→
Quarter ending June 2018	1,361	→
Quarter ending September 2018	1,350	→
<b>Variance since September 2017</b>	<b>(1.2%)</b>	<b>↓</b>



### ACTIVITY



Adjusted Scheduled Activity (UDA)		
Month	2018	2019
April	113	167
May	342	405
June	454	591
July	618	908
August	938	1,128
September	1,222	1,373
October	1,436	
November	1,766	
December	1,898	
January	2,164	
February	2,446	
March	2,694	
April	2,832	
May	2,835	
June	2,835	

### QUALITY

	Quantity	Base Number	Contract	AT	Region	England
% of FP17s for the same patient ID Re-attending within 3 months - Children	37	789	4.7%	9.3%	11.1%	11.6%
% of FP17s for the same patient ID Re-attending within 3 months - Adults	25	249	10.0%	14.9%	15.3%	15.5%
% of FP17s for the same patient ID Re-attending between 3 & 9 months - Children	518	789	65.7%	59.8%	61.1%	58.8%
% of FP17s for the same patient ID Re-attending between 3 & 9 months - Adults	137	249	55.0%	51.6%	52.3%	51.1%
% of FP17s for Band 1 Urgent Courses	52	963	5.4%	9.4%	9.5%	9.0%
% of FP17s Relating to Free Repair or Replacements	0	963	0.0%	0.5%	0.7%	0.8%
% of FP17s Relating to Continuations	4	963	0.4%	0.8%	0.8%	0.9%
% of Patients satisfied with the dentistry they have received	1	1	N/A	92.5%	93.6%	93.3%
% of Patients satisfied with the time they had to wait for an appointment	1	1	N/A	89.8%	88.8%	88.9%

\* This is based on patients treated on this contract for their most recent course of treatment. Figures in italics indicate the base number of FP17s or Patient Questionnaire responses are less than 100. N/A is shown where the base number of responses is less than 10 during the period. % is calculated as Quantity/Base number\*100

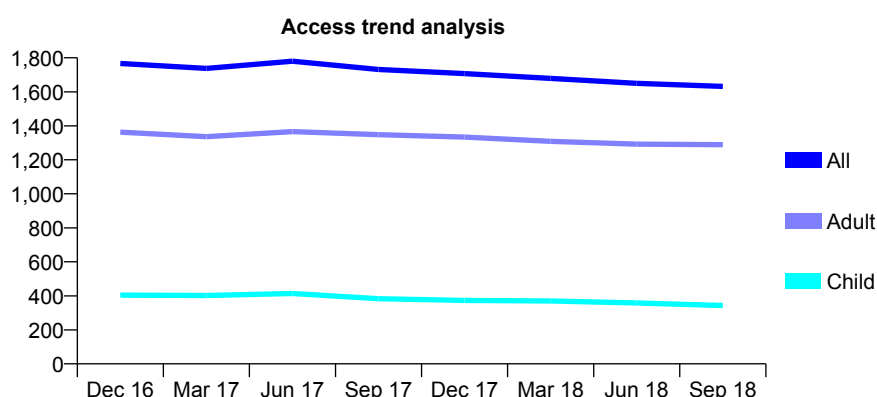
# Q68 - Vital Signs At a Glance Contract Report for 835005/0001 - September 2018

Name or company name	MR R FERNANDES
Contract type name	GDS Contract
Purpose of contract	General
Contract start date	01/04/2006
Contract end date	

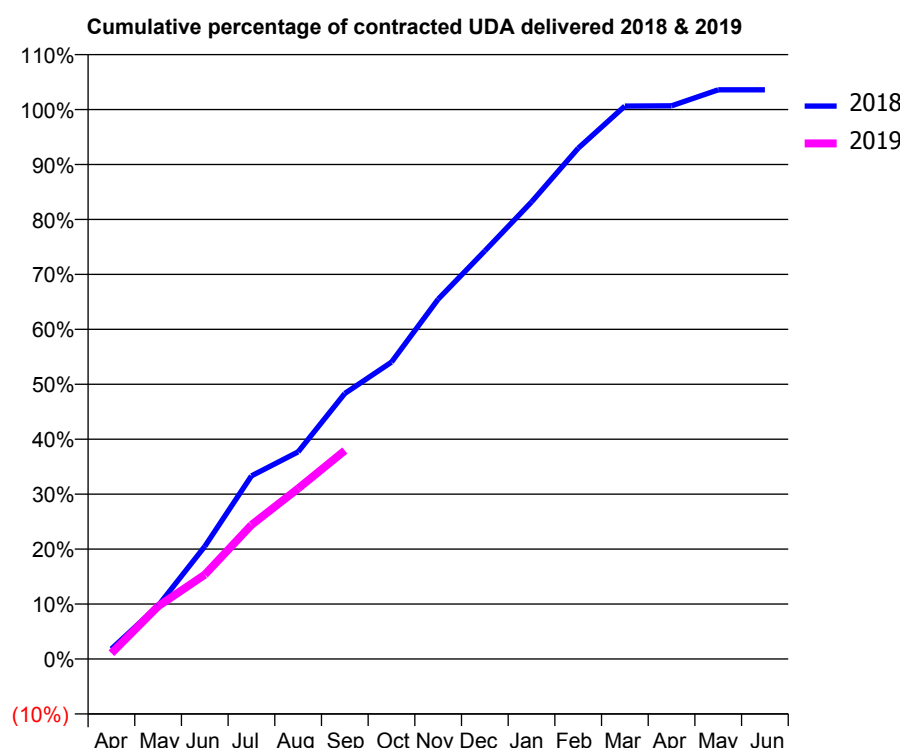
18/19 Contracted general activity (UDA)	7,748
Carry forward general activity (UDA)	0
18/19 Contracted orthodontic activity (UOA)	0
Carry forward orthodontic activity (UOA)	0
Baseline contract value	£212,570.78

## ACCESS\*

Patients seen in 24 months	Total	Change since previous quarter
Quarter ending September 2017	1,731	
Quarter ending December 2017	1,707	↓
Quarter ending March 2018	1,679	↓
Quarter ending June 2018	1,650	↓
Quarter ending September 2018	1,632	↓
<b>Variance since September 2017</b>	<b>(5.7%)</b>	<b>↓</b>



## ACTIVITY



Adjusted Scheduled Activity (UDA)		
Month	2018	2019
April	142	82
May	751	743
June	1,587	1,189
July	2,583	1,890
August	2,920	2,404
September	3,745	2,939
October	4,186	
November	5,075	
December	5,754	
January	6,444	
February	7,201	
March	7,796	
April	7,800	
May	8,026	
June	8,026	

## QUALITY

	Quantity	Base Number	Contract	AT	Region	England
% of FP17s for the same patient ID Re-attending within 3 months - Children	6	174	3.4%	9.3%	11.1%	11.6%
% of FP17s for the same patient ID Re-attending within 3 months - Adults	80	708	11.3%	14.9%	15.3%	15.5%
% of FP17s for the same patient ID Re-attending between 3 & 9 months - Children	60	174	34.5%	59.8%	61.1%	58.8%
% of FP17s for the same patient ID Re-attending between 3 & 9 months - Adults	330	708	46.6%	51.6%	52.3%	51.1%
% of FP17s for Band 1 Urgent Courses	47	805	5.8%	9.4%	9.5%	9.0%
% of FP17s Relating to Free Repair or Replacements	2	805	0.2%	0.5%	0.7%	0.8%
% of FP17s Relating to Continuations	13	805	1.6%	0.8%	0.8%	0.9%
% of Patients satisfied with the dentistry they have received	0	0	N/A	92.5%	93.6%	93.3%
% of Patients satisfied with the time they had to wait for an appointment	0	0	N/A	89.8%	88.8%	88.9%

\* This is based on patients treated on this contract for their most recent course of treatment. Figures in italics indicate the base number of FP17s or Patient Questionnaire responses are less than 100. N/A is shown where the base number of responses is less than 10 during the period. % is calculated as Quantity/Base number\*100

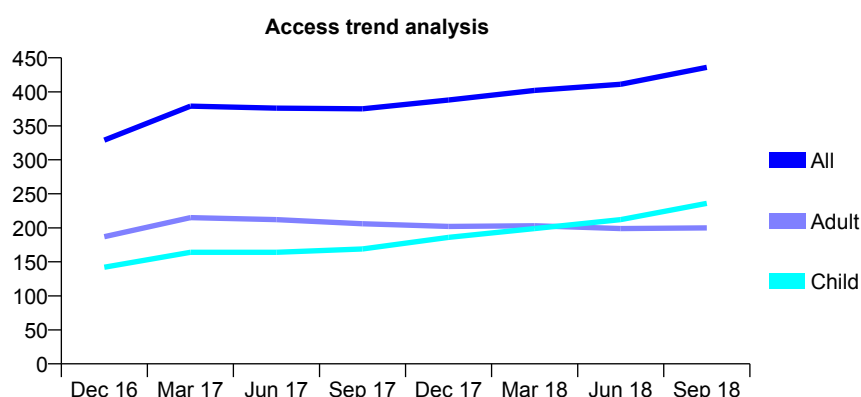
# Q68 - Vital Signs At a Glance Contract Report for 836206/0001 - September 2018

Name or company name	MISS DA BRUMMITT
Contract type name	GDS Contract
Purpose of contract	General
Contract start date	01/04/2006
Contract end date	

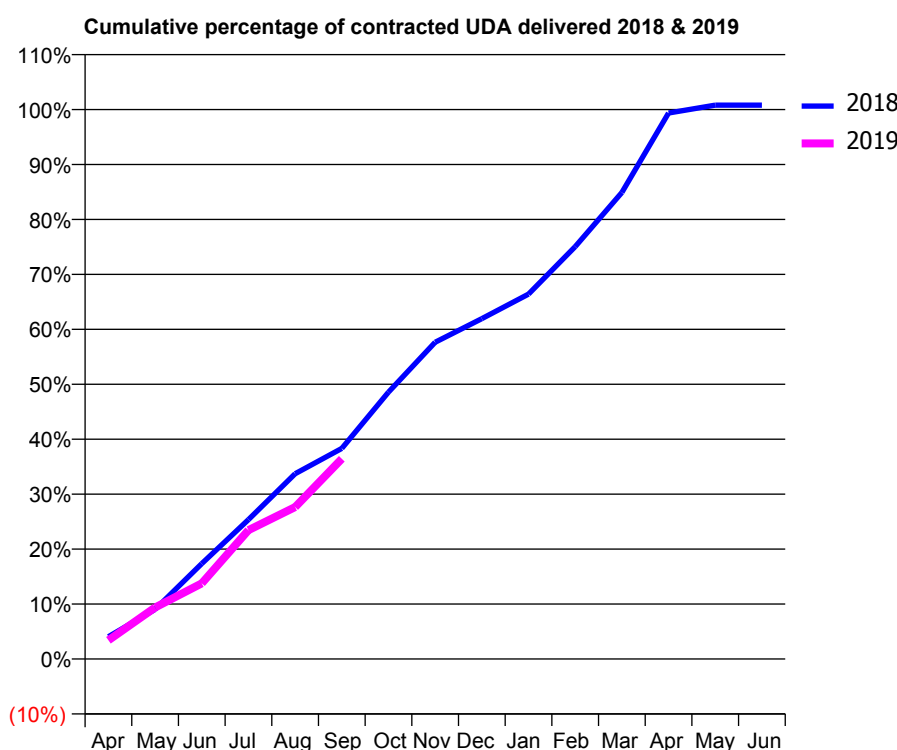
18/19 Contracted general activity (UDA)	1,801
Carry forward general activity (UDA)	0
18/19 Contracted orthodontic activity (UOA)	0
Carry forward orthodontic activity (UOA)	0
Baseline contract value	£43,002.95

## ACCESS\*

Patients seen in 24 months	Total	Change since previous quarter
Quarter ending September 2017	375	
Quarter ending December 2017	388	↑
Quarter ending March 2018	402	↑
Quarter ending June 2018	411	↑
Quarter ending September 2018	436	↑
<b>Variance since September 2017</b>	<b>16.3%</b>	<b>↑</b>



## ACTIVITY



Adjusted Scheduled Activity (UDA)		
Month	2018	2019
April	73	61
May	163	169
June	313	248
July	457	422
August	607	498
September	690	656
October	875	
November	1,038	
December	1,115	
January	1,196	
February	1,351	
March	1,529	
April	1,789	
May	1,815	
June	1,815	

## QUALITY

	Quantity	Base Number	Contract	AT	Region	England
% of FP17s for the same patient ID Re-attending within 3 months - Children	76	326	23.3%	9.3%	11.1%	11.6%
% of FP17s for the same patient ID Re-attending within 3 months - Adults	28	125	22.4%	14.9%	15.3%	15.5%
% of FP17s for the same patient ID Re-attending between 3 & 9 months - Children	173	326	53.1%	59.8%	61.1%	58.8%
% of FP17s for the same patient ID Re-attending between 3 & 9 months - Adults	76	125	60.8%	51.6%	52.3%	51.1%
% of FP17s for Band 1 Urgent Courses	17	331	5.1%	9.4%	9.5%	9.0%
% of FP17s Relating to Free Repair or Replacements	0	331	0.0%	0.5%	0.7%	0.8%
% of FP17s Relating to Continuations	0	331	0.0%	0.8%	0.8%	0.9%
% of Patients satisfied with the dentistry they have received	1	2	N/A	92.5%	93.6%	93.3%
% of Patients satisfied with the time they had to wait for an appointment	1	2	N/A	89.8%	88.8%	88.9%

\* This is based on patients treated on this contract for their most recent course of treatment. Figures in italics indicate the base number of FP17s or Patient Questionnaire responses are less than 100. N/A is shown where the base number of responses is less than 10 during the period. % is calculated as Quantity/Base number\*100

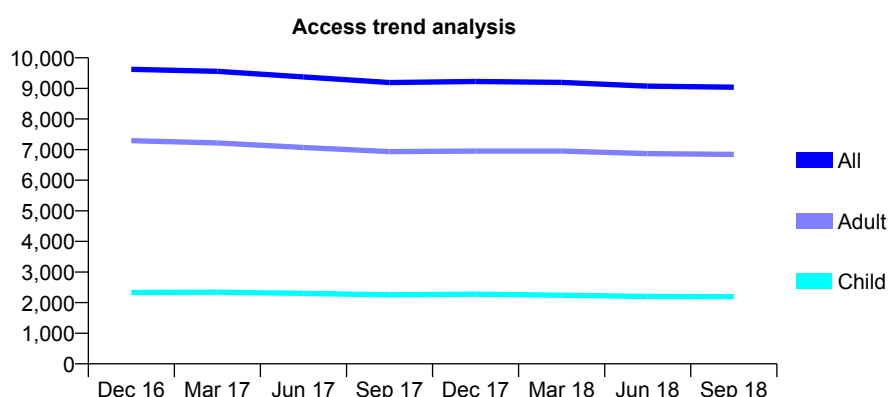
# Q68 - Vital Signs At a Glance Contract Report for 840130/0002 - September 2018

Name or company name	MR RW GORROD
Contract type name	GDS Contract
Purpose of contract	General
Contract start date	01/04/2014
Contract end date	

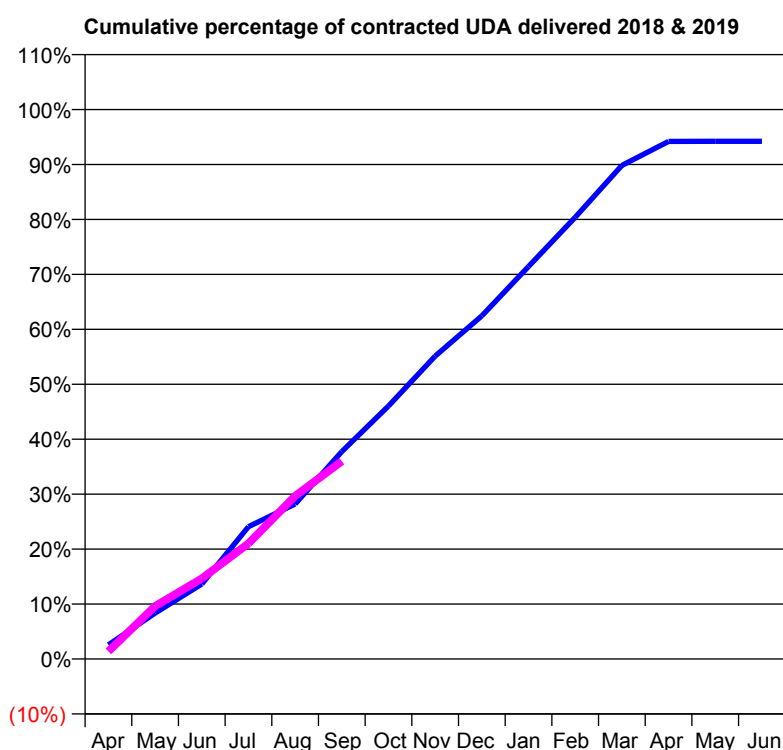
18/19 Contracted general activity (UDA)	27,200
Carry forward general activity (UDA)	0
18/19 Contracted orthodontic activity (UOA)	0
Carry forward orthodontic activity (UOA)	0
Baseline contract value	£675,299.53

## ACCESS\*

Patients seen in 24 months	Total	Change since previous quarter
Quarter ending September 2017	9,193	
Quarter ending December 2017	9,226	→
Quarter ending March 2018	9,194	→
Quarter ending June 2018	9,075	↓
Quarter ending September 2018	9,041	→
<b>Variance since September 2017</b>	<b>(1.7%)</b>	<b>↓</b>



## ACTIVITY



Adjusted Scheduled Activity (UDA)		
Month	2018	2019
April	644	377
May	2,077	2,619
June	3,390	3,985
July	5,980	5,721
August	7,003	8,071
September	9,370	9,795
October	11,431	
November	13,684	
December	15,500	
January	17,730	
February	19,954	
March	22,297	
April	23,383	
May	23,386	
June	23,387	

## QUALITY

	Quantity	Base Number	Contract	AT	Region	England
% of FP17s for the same patient ID Re-attending within 3 months - Children	49	1,405	3.5%	9.3%	11.1%	11.6%
% of FP17s for the same patient ID Re-attending within 3 months - Adults	404	3,912	10.3%	14.9%	15.3%	15.5%
% of FP17s for the same patient ID Re-attending between 3 & 9 months - Children	808	1,405	57.5%	59.8%	61.1%	58.8%
% of FP17s for the same patient ID Re-attending between 3 & 9 months - Adults	1,546	3,912	39.5%	51.6%	52.3%	51.1%
% of FP17s for Band 1 Urgent Courses	211	4,794	4.4%	9.4%	9.5%	9.0%
% of FP17s Relating to Free Repair or Replacements	2	4,794	0.0%	0.5%	0.7%	0.8%
% of FP17s Relating to Continuations	75	4,794	1.6%	0.8%	0.8%	0.9%
% of Patients satisfied with the dentistry they have received	3	3	N/A	92.5%	93.6%	93.3%
% of Patients satisfied with the time they had to wait for an appointment	3	3	N/A	89.8%	88.8%	88.9%

\* This is based on patients treated on this contract for their most recent course of treatment. Figures in italics indicate the base number of FP17s or Patient Questionnaire responses are less than 100. N/A is shown where the base number of responses is less than 10 during the period. % is calculated as Quantity/Base number\*100

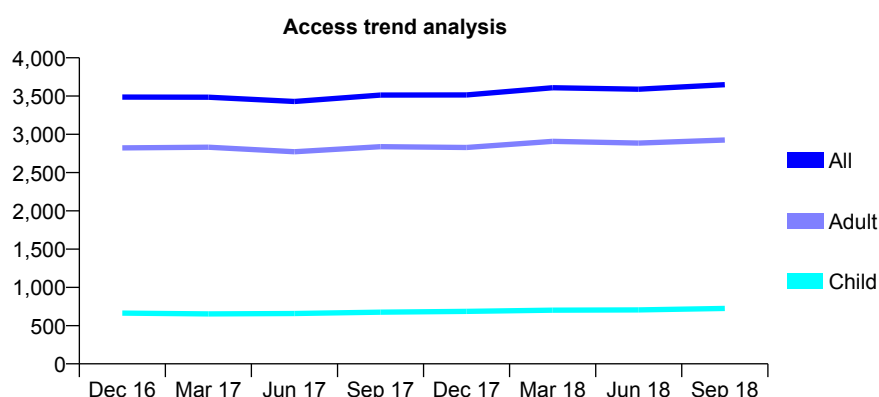
## Q68 - Vital Signs At a Glance Contract Report for 842796/0001 - September 2018

Name or company name	MR T GHASEMI
Contract type name	GDS Contract
Purpose of contract	General
Contract start date	01/04/2006
Contract end date	

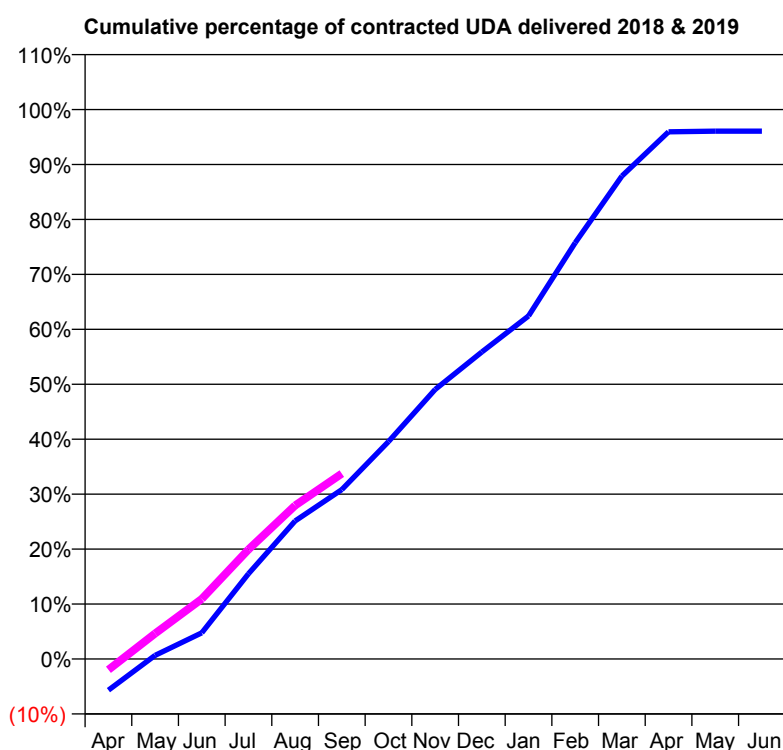
18/19 Contracted general activity (UDA)	10,559
Carry forward general activity (UDA)	414
18/19 Contracted orthodontic activity (UOA)	0
Carry forward orthodontic activity (UOA)	0
Baseline contract value	£346,155.50

### ACCESS\*

Patients seen in 24 months	Total	Change since previous quarter
Quarter ending September 2017	3,513	
Quarter ending December 2017	3,514	→
Quarter ending March 2018	3,609	↑
Quarter ending June 2018	3,590	→
Quarter ending September 2018	3,649	→
<b>Variance since September 2017</b>	<b>3.9%</b>	<b>↑</b>



### ACTIVITY



Adjusted Scheduled Activity (UDA)		
Month	2018	2019
April	-600	-210
May	71	491
June	504	1,155
July	1,638	2,104
August	2,653	2,951
September	3,256	3,564
October	4,179	
November	5,179	
December	5,899	
January	6,591	
February	7,998	
March	9,280	
April	10,131	
May	10,144	
June	10,144	

### QUALITY

	Quantity	Base Number	Contract	AT	Region	England
% of FP17s for the same patient ID Re-attending within 3 months - Children	12	411	2.9%	9.3%	11.1%	11.6%
% of FP17s for the same patient ID Re-attending within 3 months - Adults	159	1,662	9.6%	14.9%	15.3%	15.5%
% of FP17s for the same patient ID Re-attending between 3 & 9 months - Children	163	411	39.7%	59.8%	61.1%	58.8%
% of FP17s for the same patient ID Re-attending between 3 & 9 months - Adults	749	1,662	45.1%	51.6%	52.3%	51.1%
% of FP17s for Band 1 Urgent Courses	126	1,852	6.8%	9.4%	9.5%	9.0%
% of FP17s Relating to Free Repair or Replacements	2	1,852	0.1%	0.5%	0.7%	0.8%
% of FP17s Relating to Continuations	15	1,852	0.8%	0.8%	0.8%	0.9%
% of Patients satisfied with the dentistry they have received	2	2	N/A	92.5%	93.6%	93.3%
% of Patients satisfied with the time they had to wait for an appointment	1	2	N/A	89.8%	88.8%	88.9%

\* This is based on patients treated on this contract for their most recent course of treatment. Figures in italics indicate the base number of FP17s or Patient Questionnaire responses are less than 100. N/A is shown where the base number of responses is less than 10 during the period. % is calculated as Quantity/Base number\*100



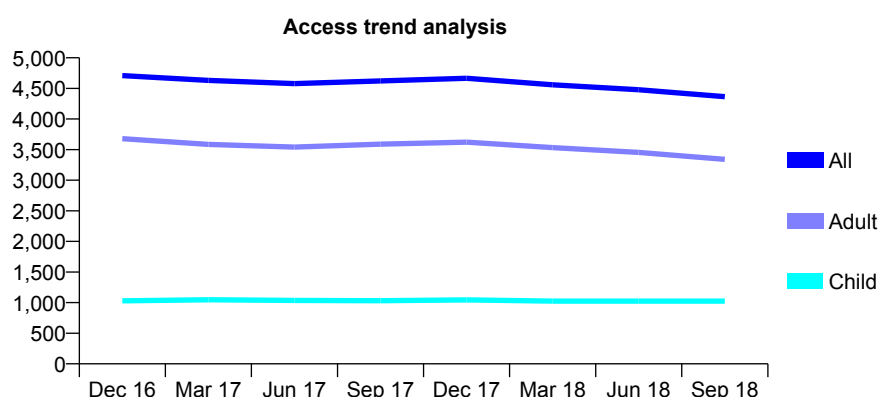
# Q68 - Vital Signs At a Glance Contract Report for 842885/0001 - September 2018

Name or company name	MR S GHADIMI
Contract type name	GDS Contract
Purpose of contract	General
Contract start date	08/05/2006
Contract end date	

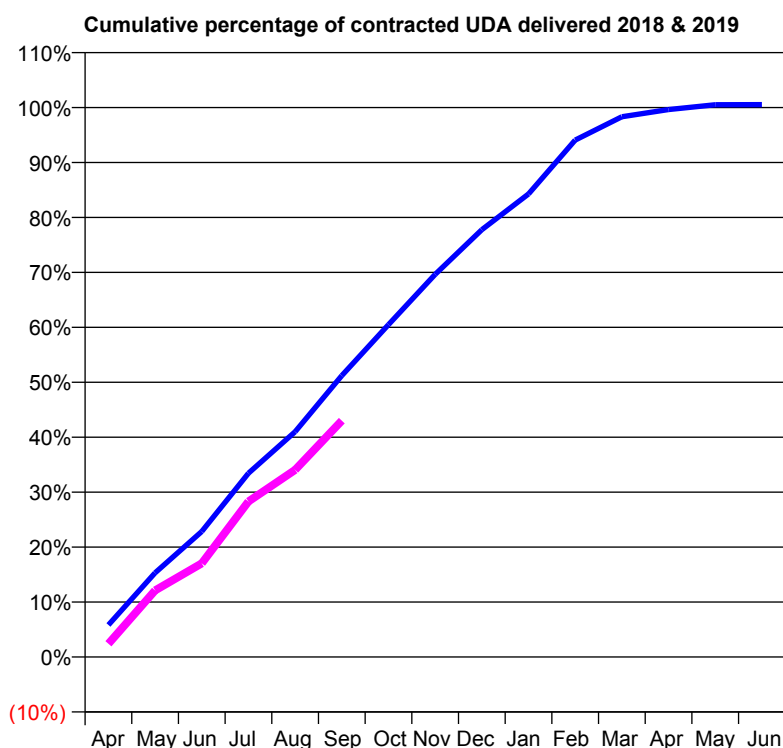
18/19 Contracted general activity (UDA)	9,574
Carry forward general activity (UDA)	0
18/19 Contracted orthodontic activity (UOA)	0
Carry forward orthodontic activity (UOA)	0
Baseline contract value	£251,496.32

## ACCESS\*

Patients seen in 24 months	Total	Change since previous quarter
Quarter ending September 2017	4,621	
Quarter ending December 2017	4,666	→
Quarter ending March 2018	4,559	↓
Quarter ending June 2018	4,478	↓
Quarter ending September 2018	4,365	↓
<b>Variance since September 2017</b>	<b>(5.5%)</b>	<b>↓</b>



## ACTIVITY



Adjusted Scheduled Activity (UDA)		
Month	2018	2019
April	559	232
May	1,467	1,160
June	2,187	1,631
July	3,203	2,711
August	3,926	3,261
September	4,903	4,117
October	5,790	
November	6,666	
December	7,446	
January	8,067	
February	9,007	
March	9,412	
April	9,538	
May	9,622	
June	9,624	

## QUALITY

	Quantity	Base Number	Contract	AT	Region	England
% of FP17s for the same patient ID Re-attending within 3 months - Children	35	749	4.7%	9.3%	11.1%	11.6%
% of FP17s for the same patient ID Re-attending within 3 months - Adults	211	2,210	9.5%	14.9%	15.3%	15.5%
% of FP17s for the same patient ID Re-attending between 3 & 9 months - Children	419	749	55.9%	59.8%	61.1%	58.8%
% of FP17s for the same patient ID Re-attending between 3 & 9 months - Adults	1,246	2,210	56.4%	51.6%	52.3%	51.1%
% of FP17s for Band 1 Urgent Courses	229	2,702	8.5%	9.4%	9.5%	9.0%
% of FP17s Relating to Free Repair or Replacements	0	2,702	0.0%	0.5%	0.7%	0.8%
% of FP17s Relating to Continuations	0	2,702	0.0%	0.8%	0.8%	0.9%
% of Patients satisfied with the dentistry they have received	1	1	N/A	92.5%	93.6%	93.3%
% of Patients satisfied with the time they had to wait for an appointment	1	1	N/A	89.8%	88.8%	88.9%

\* This is based on patients treated on this contract for their most recent course of treatment. Figures in italics indicate the base number of FP17s or Patient Questionnaire responses are less than 100. N/A is shown where the base number of responses is less than 10 during the period. % is calculated as Quantity/Base number\*100

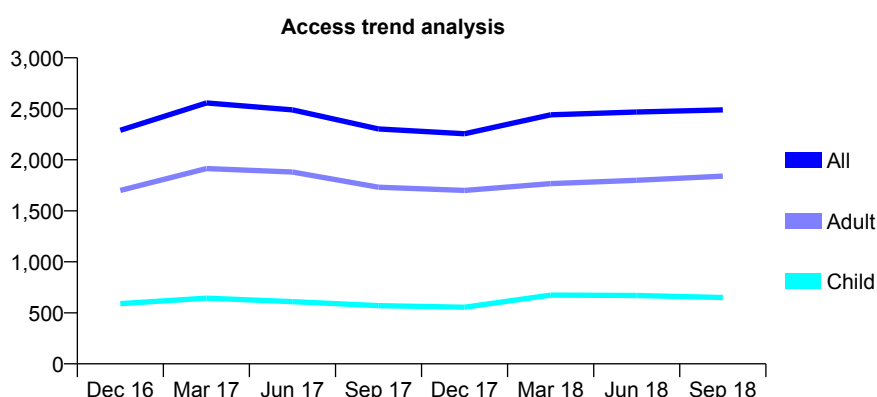
## Q68 - Vital Signs At a Glance Contract Report for 842974/0001 - September 2018

Name or company name	MRS ME LARSSON ANDREASSON
Contract type name	GDS Contract
Purpose of contract	General
Contract start date	01/04/2006
Contract end date	

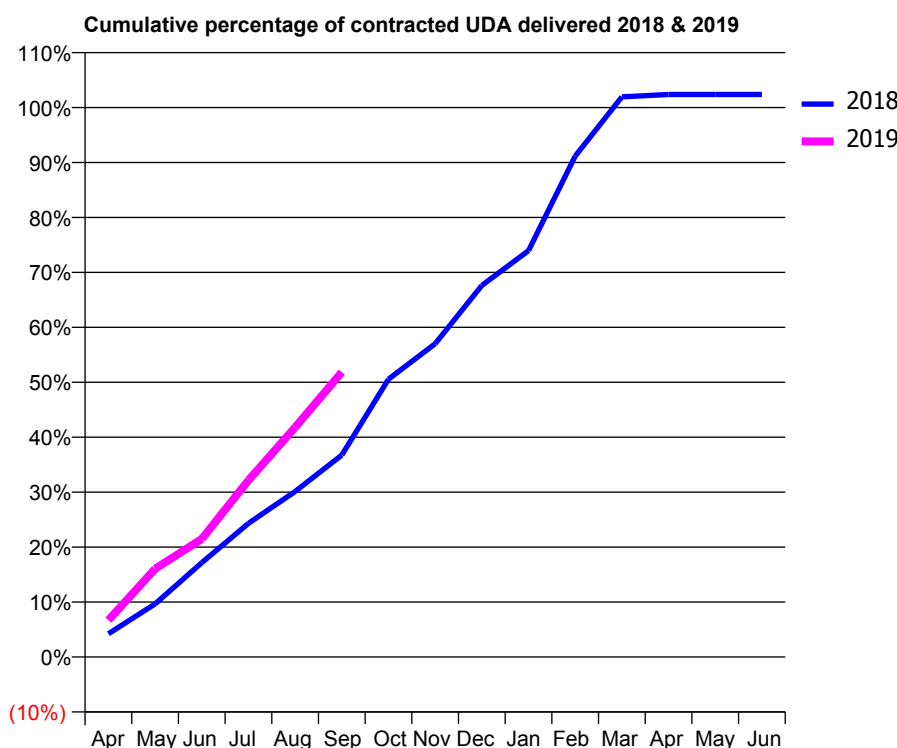
18/19 Contracted general activity (UDA)	6,847
Carry forward general activity (UDA)	0
18/19 Contracted orthodontic activity (UOA)	0
Carry forward orthodontic activity (UOA)	0
Baseline contract value	£187,204.89

### ACCESS\*

Patients seen in 24 months	Total	Change since previous quarter
Quarter ending September 2017	2,302	
Quarter ending December 2017	2,255	↓
Quarter ending March 2018	2,441	↑
Quarter ending June 2018	2,469	→
Quarter ending September 2018	2,490	→
<b>Variance since September 2017</b>	<b>8.2%</b>	<b>↑</b>



### ACTIVITY



Adjusted Scheduled Activity (UDA)		
Month	2018	2019
April	289	460
May	663	1,100
June	1,176	1,471
July	1,666	2,202
August	2,062	2,861
September	2,516	3,551
October	3,462	
November	3,905	
December	4,631	
January	5,063	
February	6,241	
March	6,979	
April	7,009	
May	7,009	
June	7,009	

### QUALITY

	Quantity	Base Number	Contract	AT	Region	England
% of FP17s for the same patient ID Re-attending within 3 months - Children	21	506	4.2%	9.3%	11.1%	11.6%
% of FP17s for the same patient ID Re-attending within 3 months - Adults	119	1,288	9.2%	14.9%	15.3%	15.5%
% of FP17s for the same patient ID Re-attending between 3 & 9 months - Children	248	506	49.0%	59.8%	61.1%	58.8%
% of FP17s for the same patient ID Re-attending between 3 & 9 months - Adults	453	1,288	35.2%	51.6%	52.3%	51.1%
% of FP17s for Band 1 Urgent Courses	193	1,777	10.9%	9.4%	9.5%	9.0%
% of FP17s Relating to Free Repair or Replacements	7	1,777	0.4%	0.5%	0.7%	0.8%
% of FP17s Relating to Continuations	7	1,777	0.4%	0.8%	0.8%	0.9%
% of Patients satisfied with the dentistry they have received	0	0	N/A	92.5%	93.6%	93.3%
% of Patients satisfied with the time they had to wait for an appointment	0	0	N/A	89.8%	88.8%	88.9%

\* This is based on patients treated on this contract for their most recent course of treatment. Figures in italics indicate the base number of FP17s or Patient Questionnaire responses are less than 100. N/A is shown where the base number of responses is less than 10 during the period. % is calculated as Quantity/Base number\*100

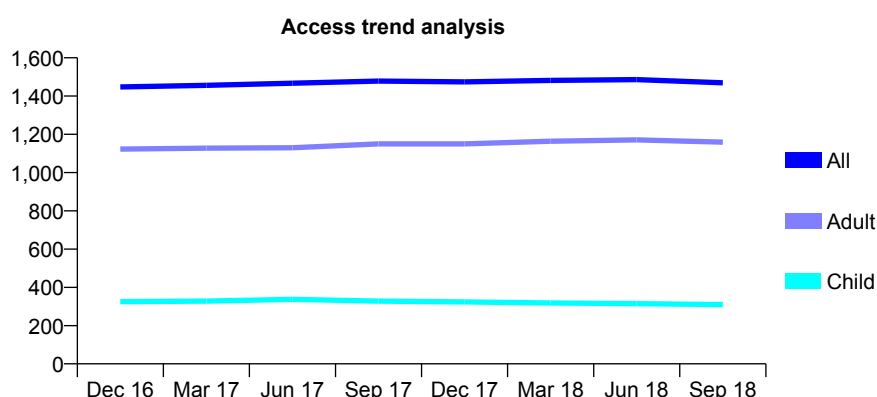
# Q68 - Vital Signs At a Glance Contract Report for 843024/0001 - September 2018

Name or company name	Guildford Dental Surgery Partnership
Contract type name	GDS Contract
Purpose of contract	General
Contract start date	01/04/2006
Contract end date	

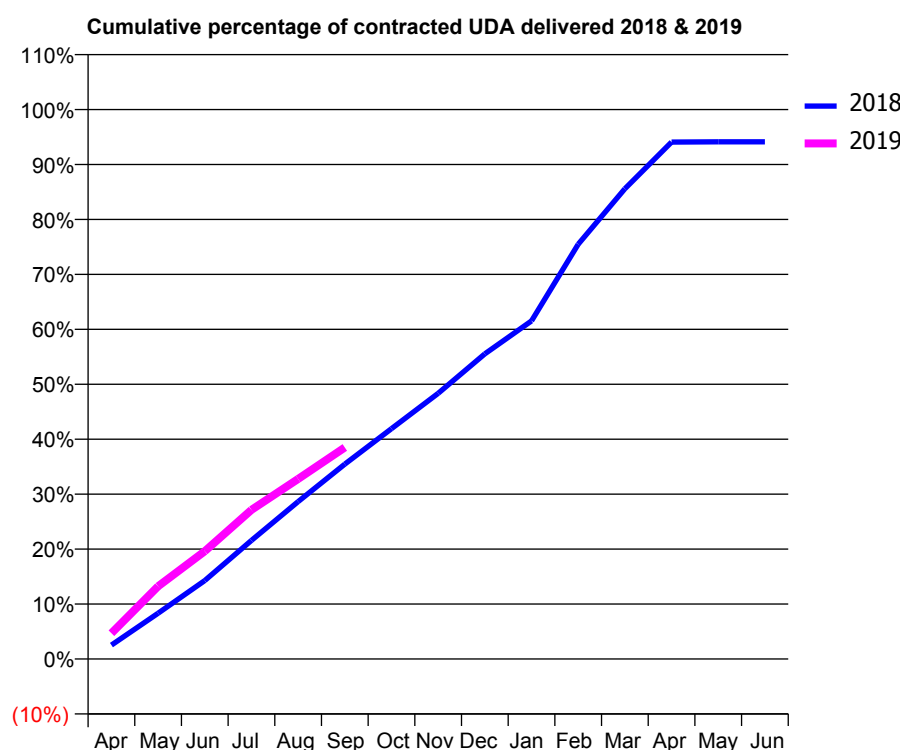
18/19 Contracted general activity (UDA)	5,491
Carry forward general activity (UDA)	0
18/19 Contracted orthodontic activity (UOA)	0
Carry forward orthodontic activity (UOA)	0
Baseline contract value	£125,556.35

## ACCESS\*

Patients seen in 24 months	Total	Change since previous quarter
Quarter ending September 2017	1,478	
Quarter ending December 2017	1,474	→
Quarter ending March 2018	1,482	→
Quarter ending June 2018	1,486	→
Quarter ending September 2018	1,469	↓
<b>Variance since September 2017</b>	<b>(0.6%)</b>	→



## ACTIVITY



Adjusted Scheduled Activity (UDA)		
Month	2018	2019
April	140	257
May	457	727
June	784	1,077
July	1,185	1,491
August	1,572	1,799
September	1,947	2,114
October	2,302	
November	2,656	
December	3,050	
January	3,379	
February	4,145	
March	4,699	
April	5,165	
May	5,168	
June	5,168	

## QUALITY

	Quantity	Base Number	Contract	AT	Region	England
% of FP17s for the same patient ID Re-attending within 3 months - Children	23	240	9.6%	9.3%	11.1%	11.6%
% of FP17s for the same patient ID Re-attending within 3 months - Adults	169	855	19.8%	14.9%	15.3%	15.5%
% of FP17s for the same patient ID Re-attending between 3 & 9 months - Children	157	240	65.4%	59.8%	61.1%	58.8%
% of FP17s for the same patient ID Re-attending between 3 & 9 months - Adults	451	855	52.7%	51.6%	52.3%	51.1%
% of FP17s for Band 1 Urgent Courses	146	949	15.4%	9.4%	9.5%	9.0%
% of FP17s Relating to Free Repair or Replacements	4	949	0.4%	0.5%	0.7%	0.8%
% of FP17s Relating to Continuations	0	949	0.0%	0.8%	0.8%	0.9%
% of Patients satisfied with the dentistry they have received	2	3	N/A	92.5%	93.6%	93.3%
% of Patients satisfied with the time they had to wait for an appointment	2	3	N/A	89.8%	88.8%	88.9%

\* This is based on patients treated on this contract for their most recent course of treatment. Figures in italics indicate the base number of FP17s or Patient Questionnaire responses are less than 100. N/A is shown where the base number of responses is less than 10 during the period. % is calculated as Quantity/Base number\*100

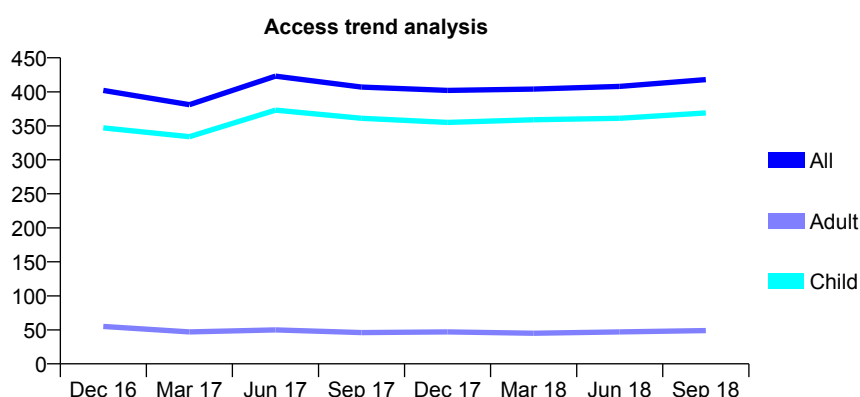
# Q68 - Vital Signs At a Glance Contract Report for 843695/0001 - September 2018

Name or company name	MR A HOMMASI
Contract type name	GDS Contract
Purpose of contract	General
Contract start date	01/04/2006
Contract end date	

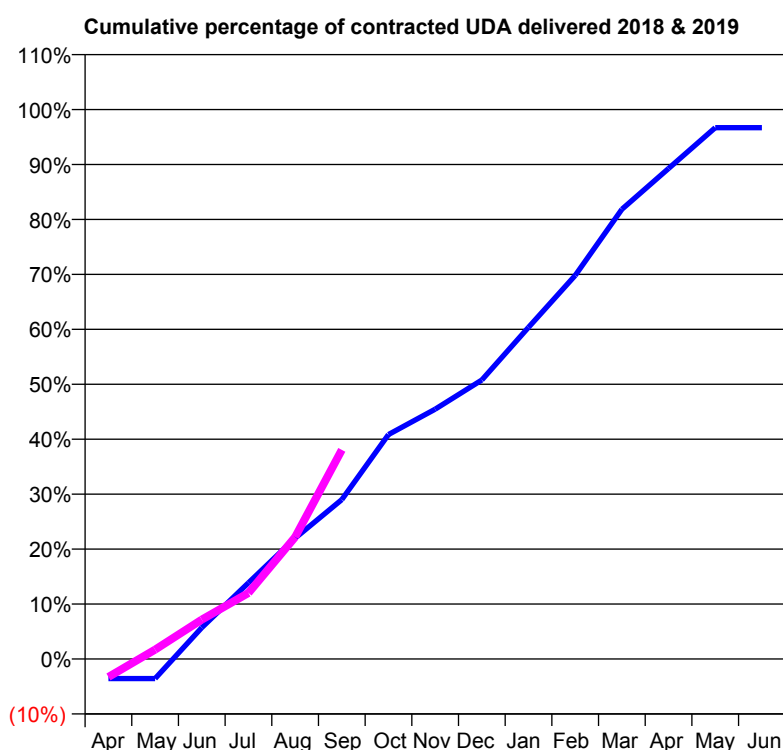
18/19 Contracted general activity (UDA)	700
Carry forward general activity (UDA)	23
18/19 Contracted orthodontic activity (UOA)	0
Carry forward orthodontic activity (UOA)	0
Baseline contract value	£20,950.56

## ACCESS\*

Patients seen in 24 months	Total	Change since previous quarter
Quarter ending September 2017	407	
Quarter ending December 2017	402	↓
Quarter ending March 2018	404	→
Quarter ending June 2018	408	→
Quarter ending September 2018	418	↑
<b>Variance since September 2017</b>	<b>2.7%</b>	<b>↑</b>



## ACTIVITY



Adjusted Scheduled Activity (UDA)		
Month	2018	2019
April	-25	-23
May	-25	12
June	40	50
July	97	84
August	154	155
September	203	266
October	286	
November	318	
December	355	
January	423	
February	489	
March	573	
April	625	
May	677	
June	677	

## QUALITY

	Quantity	Base Number	Contract	AT	Region	England
% of FP17s for the same patient ID Re-attending within 3 months - Children	10	254	3.9%	9.3%	11.1%	11.6%
% of FP17s for the same patient ID Re-attending within 3 months - Adults	0	12	0.0%	14.9%	15.3%	15.5%
% of FP17s for the same patient ID Re-attending between 3 & 9 months - Children	145	254	57.1%	59.8%	61.1%	58.8%
% of FP17s for the same patient ID Re-attending between 3 & 9 months - Adults	6	12	50.0%	51.6%	52.3%	51.1%
% of FP17s for Band 1 Urgent Courses	2	198	1.0%	9.4%	9.5%	9.0%
% of FP17s Relating to Free Repair or Replacements	0	198	0.0%	0.5%	0.7%	0.8%
% of FP17s Relating to Continuations	0	198	0.0%	0.8%	0.8%	0.9%
% of Patients satisfied with the dentistry they have received	0	0	N/A	92.5%	93.6%	93.3%
% of Patients satisfied with the time they had to wait for an appointment	0	0	N/A	89.8%	88.8%	88.9%

\* This is based on patients treated on this contract for their most recent course of treatment. Figures in italics indicate the base number of FP17s or Patient Questionnaire responses are less than 100. N/A is shown where the base number of responses is less than 10 during the period. % is calculated as Quantity/Base number\*100

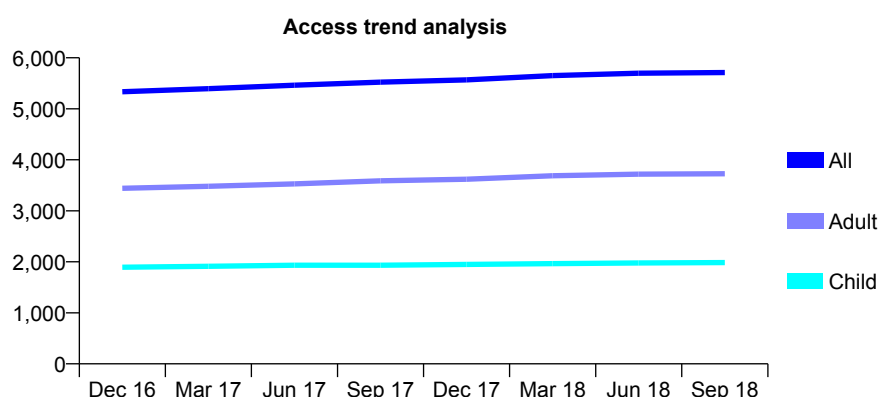
# Q68 - Vital Signs At a Glance Contract Report for 847364/0001 - September 2018

Name or company name	MRS A GOR
Contract type name	GDS Contract
Purpose of contract	General
Contract start date	01/12/2006
Contract end date	

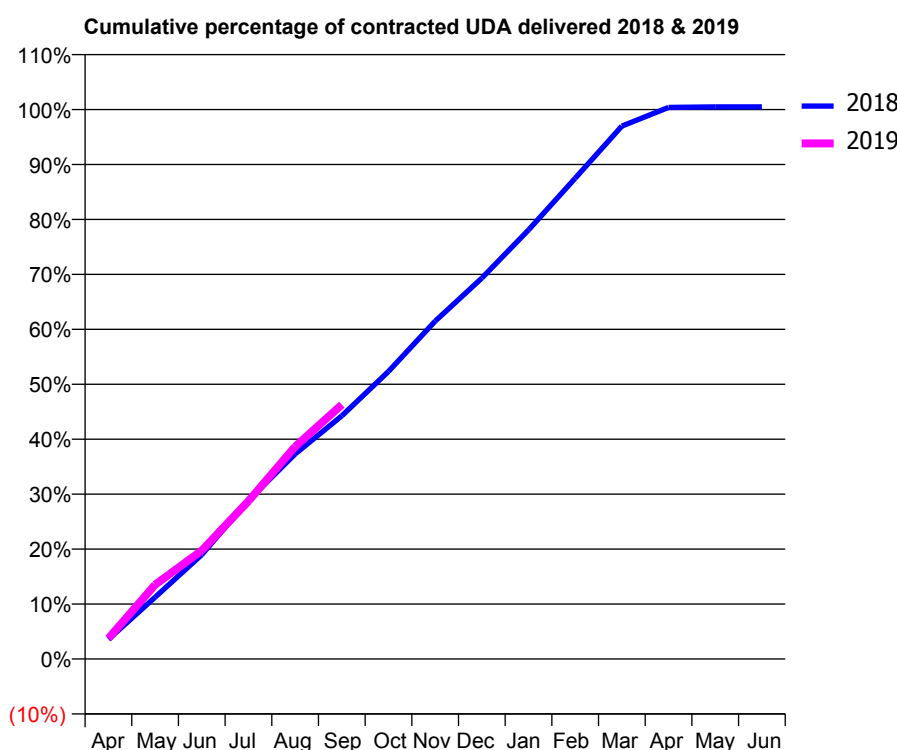
18/19 Contracted general activity (UDA)	14,000
Carry forward general activity (UDA)	0
18/19 Contracted orthodontic activity (UOA)	0
Carry forward orthodontic activity (UOA)	0
Baseline contract value	£375,508.44

## ACCESS\*

Patients seen in 24 months	Total	Change since previous quarter
Quarter ending September 2017	5,523	
Quarter ending December 2017	5,568	→
Quarter ending March 2018	5,652	→
Quarter ending June 2018	5,697	→
Quarter ending September 2018	5,712	→
<b>Variance since September 2017</b>	<b>3.4%</b>	<b>↑</b>



## ACTIVITY



Adjusted Scheduled Activity (UDA)		
Month	2018	2019
April	502	524
May	1,575	1,896
June	2,657	2,764
July	4,042	4,023
August	5,224	5,409
September	6,195	6,482
October	7,326	
November	8,606	
December	9,704	
January	10,930	
February	12,248	
March	13,577	
April	14,052	
May	14,067	
June	14,067	

## QUALITY

	Quantity	Base Number	Contract	AT	Region	England
% of FP17s for the same patient ID Re-attending within 3 months - Children	82	1,606	5.1%	9.3%	11.1%	11.6%
% of FP17s for the same patient ID Re-attending within 3 months - Adults	336	2,549	13.2%	14.9%	15.3%	15.5%
% of FP17s for the same patient ID Re-attending between 3 & 9 months - Children	1,106	1,606	68.9%	59.8%	61.1%	58.8%
% of FP17s for the same patient ID Re-attending between 3 & 9 months - Adults	1,460	2,549	57.3%	51.6%	52.3%	51.1%
% of FP17s for Band 1 Urgent Courses	209	3,934	5.3%	9.4%	9.5%	9.0%
% of FP17s Relating to Free Repair or Replacements	14	3,934	0.4%	0.5%	0.7%	0.8%
% of FP17s Relating to Continuations	34	3,934	0.9%	0.8%	0.8%	0.9%
% of Patients satisfied with the dentistry they have received	4	4	N/A	92.5%	93.6%	93.3%
% of Patients satisfied with the time they had to wait for an appointment	3	4	N/A	89.8%	88.8%	88.9%

\* This is based on patients treated on this contract for their most recent course of treatment. Figures in italics indicate the base number of FP17s or Patient Questionnaire responses are less than 100. N/A is shown where the base number of responses is less than 10 during the period. % is calculated as Quantity/Base number\*100

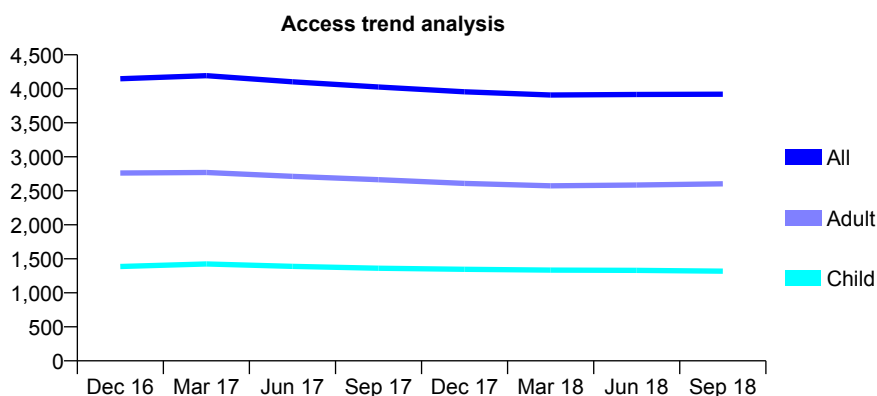
## Q68 - Vital Signs At a Glance Contract Report for 847402/0002 - September 2018

Name or company name	MR MN MAKRAZAKIS
Contract type name	GDS Contract
Purpose of contract	General
Contract start date	01/04/2006
Contract end date	

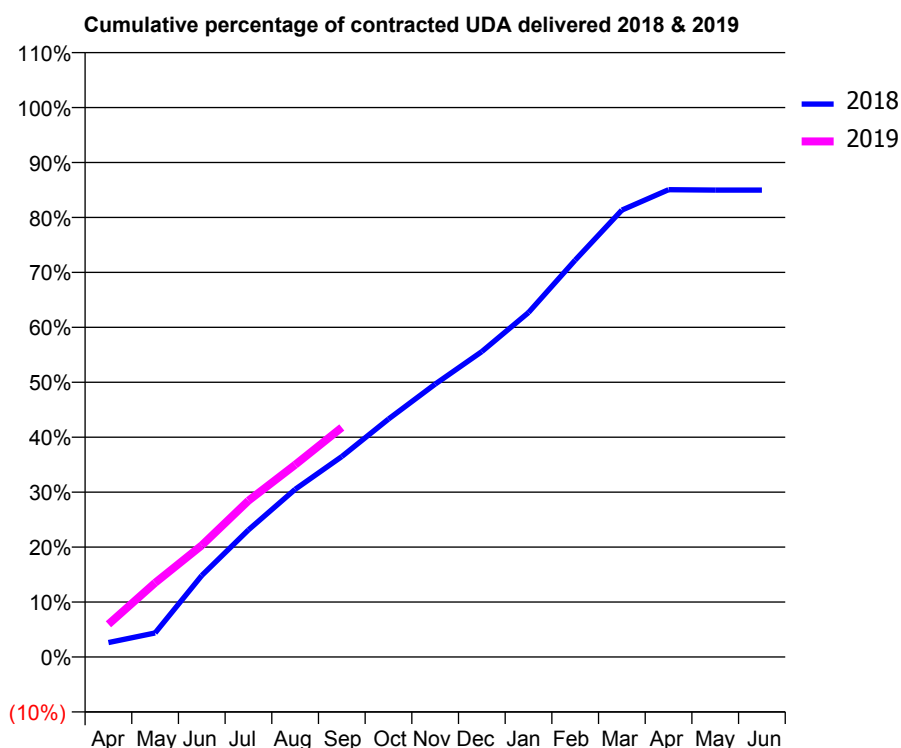
18/19 Contracted general activity (UDA)	13,893
Carry forward general activity (UDA)	0
18/19 Contracted orthodontic activity (UOA)	0
Carry forward orthodontic activity (UOA)	0
Baseline contract value	£353,962.39

### ACCESS\*

Patients seen in 24 months	Total	Change since previous quarter
Quarter ending September 2017	4,026	
Quarter ending December 2017	3,955	↓
Quarter ending March 2018	3,908	↓
Quarter ending June 2018	3,916	→
Quarter ending September 2018	3,921	→
<b>Variance since September 2017</b>	<b>(2.6%)</b>	<b>↓</b>



### ACTIVITY



Adjusted Scheduled Activity (UDA)		
Month	2018	2019
April	366	828
May	610	1,876
June	2,063	2,822
July	3,215	3,952
August	4,240	4,859
September	5,069	5,805
October	6,017	
November	6,898	
December	7,722	
January	8,711	
February	10,034	
March	11,299	
April	11,816	
May	11,803	
June	11,803	

### QUALITY

	Quantity	Base Number	Contract	AT	Region	England
% of FP17s for the same patient ID Re-attending within 3 months - Children	52	994	5.2%	9.3%	11.1%	11.6%
% of FP17s for the same patient ID Re-attending within 3 months - Adults	229	1,905	12.0%	14.9%	15.3%	15.5%
% of FP17s for the same patient ID Re-attending between 3 & 9 months - Children	627	994	63.1%	59.8%	61.1%	58.8%
% of FP17s for the same patient ID Re-attending between 3 & 9 months - Adults	1,058	1,905	55.5%	51.6%	52.3%	51.1%
% of FP17s for Band 1 Urgent Courses	259	2,680	9.7%	9.4%	9.5%	9.0%
% of FP17s Relating to Free Repair or Replacements	17	2,680	0.6%	0.5%	0.7%	0.8%
% of FP17s Relating to Continuations	14	2,680	0.5%	0.8%	0.8%	0.9%
% of Patients satisfied with the dentistry they have received	0	0	N/A	92.5%	93.6%	93.3%
% of Patients satisfied with the time they had to wait for an appointment	0	0	N/A	89.8%	88.8%	88.9%

\* This is based on patients treated on this contract for their most recent course of treatment. Figures in italics indicate the base number of FP17s or Patient Questionnaire responses are less than 100. N/A is shown where the base number of responses is less than 10 during the period. % is calculated as Quantity/Base number\*100

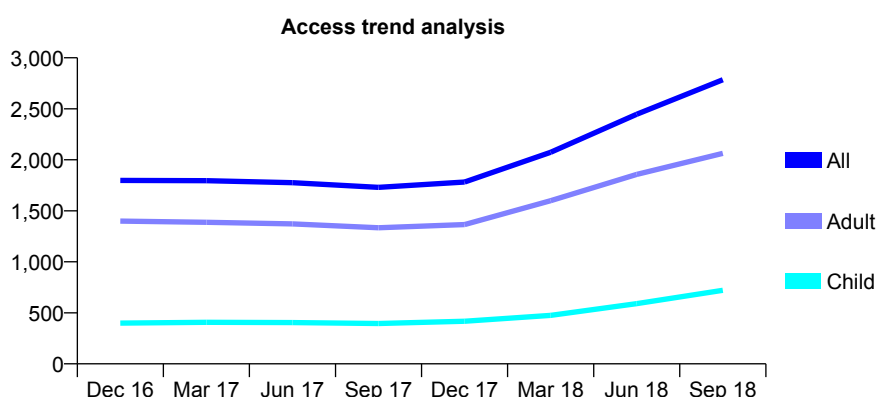
# Q68 - Vital Signs At a Glance Contract Report for 851477/0001 - September 2018

Name or company name	Trinity Dental Practice Partnership
Contract type name	GDS Contract
Purpose of contract	General
Contract start date	13/01/2014
Contract end date	

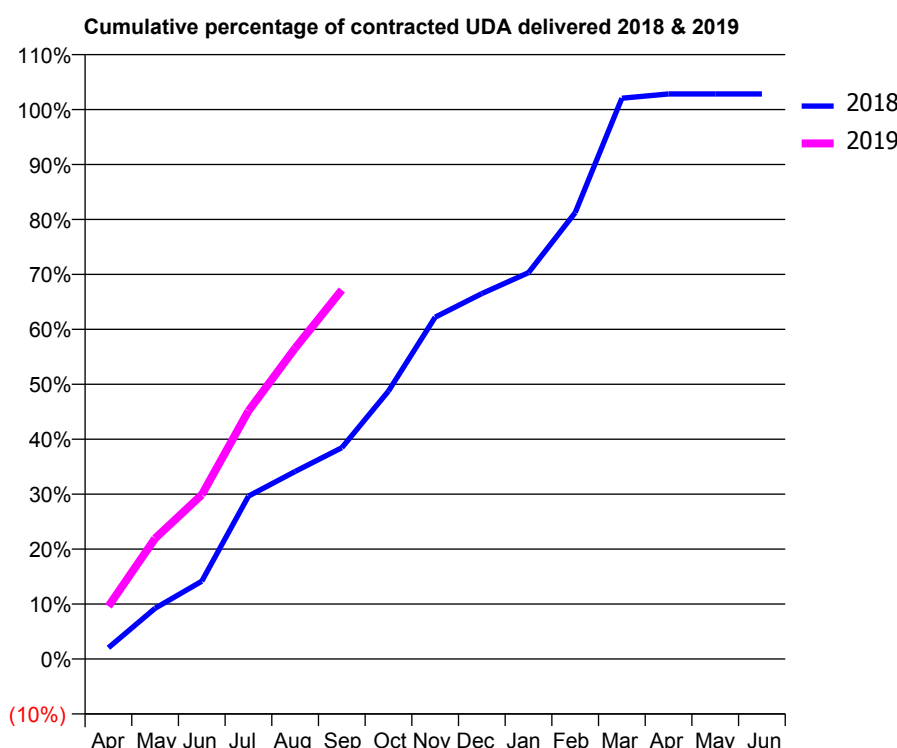
18/19 Contracted general activity (UDA)	6,000
Carry forward general activity (UDA)	0
18/19 Contracted orthodontic activity (UOA)	0
Carry forward orthodontic activity (UOA)	0
Baseline contract value	£149,691.31

## ACCESS\*

Patients seen in 24 months	Total	Change since previous quarter
Quarter ending September 2017	1,730	
Quarter ending December 2017	1,783	↑
Quarter ending March 2018	2,074	↑
Quarter ending June 2018	2,447	↑
Quarter ending September 2018	2,785	↑
<b>Variance since September 2017</b>	<b>61.0%</b>	<b>↑</b>



## ACTIVITY



Adjusted Scheduled Activity (UDA)		
Month	2018	2019
April	123	576
May	555	1,316
June	850	1,793
July	1,778	2,709
August	2,048	3,394
September	2,306	4,029
October	2,925	
November	3,733	
December	3,990	
January	4,218	
February	4,873	
March	6,123	
April	6,169	
May	6,169	
June	6,169	

## QUALITY

	Quantity	Base Number	Contract	AT	Region	England
% of FP17s for the same patient ID Re-attending within 3 months - Children	29	573	5.1%	9.3%	11.1%	11.6%
% of FP17s for the same patient ID Re-attending within 3 months - Adults	184	1,249	14.7%	14.9%	15.3%	15.5%
% of FP17s for the same patient ID Re-attending between 3 & 9 months - Children	194	573	33.9%	59.8%	61.1%	58.8%
% of FP17s for the same patient ID Re-attending between 3 & 9 months - Adults	352	1,249	28.2%	51.6%	52.3%	51.1%
% of FP17s for Band 1 Urgent Courses	192	1,799	10.7%	9.4%	9.5%	9.0%
% of FP17s Relating to Free Repair or Replacements	1	1,799	0.1%	0.5%	0.7%	0.8%
% of FP17s Relating to Continuations	28	1,799	1.6%	0.8%	0.8%	0.9%
% of Patients satisfied with the dentistry they have received	6	7	N/A	92.5%	93.6%	93.3%
% of Patients satisfied with the time they had to wait for an appointment	6	7	N/A	89.8%	88.8%	88.9%

\* This is based on patients treated on this contract for their most recent course of treatment. Figures in italics indicate the base number of FP17s or Patient Questionnaire responses are less than 100. N/A is shown where the base number of responses is less than 10 during the period. % is calculated as Quantity/Base number\*100



# Q68 - Vital Signs At a Glance Contract Report for 853119/0001 - September 2018

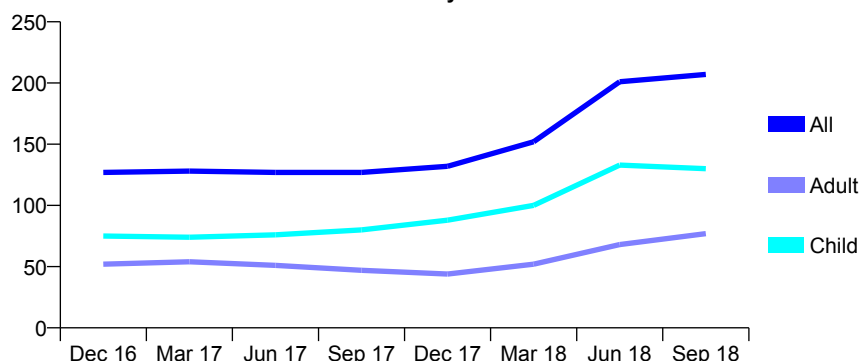
Name or company name	Warren House Dental Practice - Cranleigh
Contract type name	GDS Contract
Purpose of contract	General
Contract start date	01/06/2011
Contract end date	

18/19 Contracted general activity (UDA)	300
Carry forward general activity (UDA)	10
18/19 Contracted orthodontic activity (UOA)	0
Carry forward orthodontic activity (UOA)	0
Baseline contract value	£7,053.51

## ACCESS\*

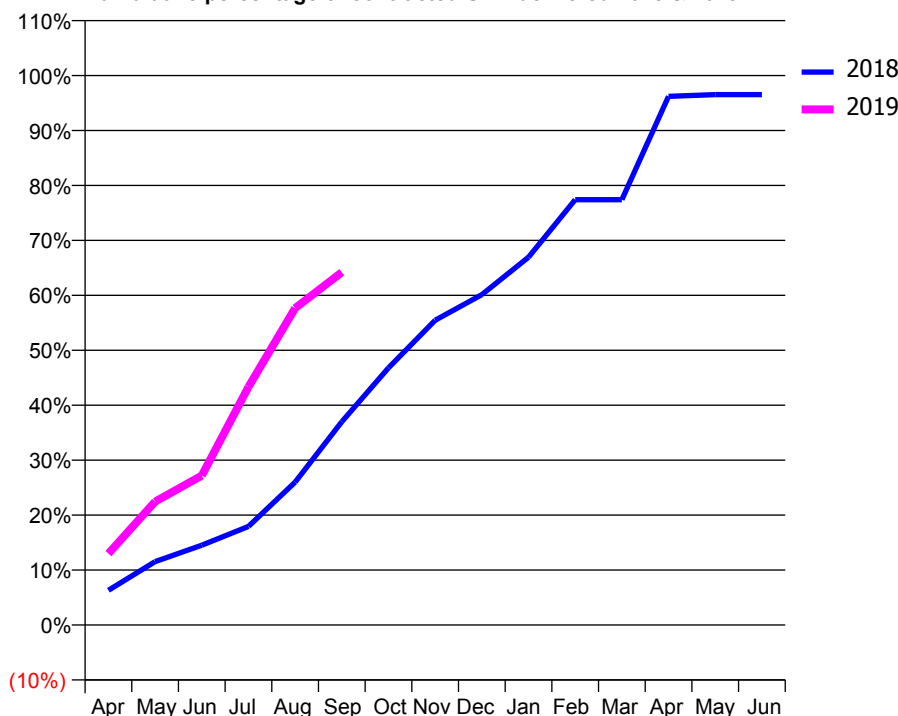
Patients seen in 24 months	Total	Change since previous quarter
Quarter ending September 2017	127	
Quarter ending December 2017	132	↑
Quarter ending March 2018	152	↑
Quarter ending June 2018	201	↑
Quarter ending September 2018	207	↑
<b>Variance since September 2017</b>	<b>63.0%</b>	<b>↑</b>

## Access trend analysis



## ACTIVITY

### Cumulative percentage of contracted UDA delivered 2018 & 2019



Month	Adjusted Scheduled Activity (UDA)	
	2018	2019
April	19	39
May	35	67
June	44	82
July	54	130
August	78	173
September	111	193
October	140	
November	166	
December	180	
January	201	
February	232	
March	232	
April	289	
May	290	
June	290	

## QUALITY

	Quantity	Base Number	Contract	AT	Region	England
% of FP17s for the same patient ID Re-attending within 3 months - Children	3	157	1.9%	9.3%	11.1%	11.6%
% of FP17s for the same patient ID Re-attending within 3 months - Adults	2	61	3.3%	14.9%	15.3%	15.5%
% of FP17s for the same patient ID Re-attending between 3 & 9 months - Children	47	157	29.9%	59.8%	61.1%	58.8%
% of FP17s for the same patient ID Re-attending between 3 & 9 months - Adults	20	61	32.8%	51.6%	52.3%	51.1%
% of FP17s for Band 1 Urgent Courses	13	167	7.8%	9.4%	9.5%	9.0%
% of FP17s Relating to Free Repair or Replacements	1	167	0.6%	0.5%	0.7%	0.8%
% of FP17s Relating to Continuations	0	167	0.0%	0.8%	0.8%	0.9%
% of Patients satisfied with the dentistry they have received	0	0	N/A	92.5%	93.6%	93.3%
% of Patients satisfied with the time they had to wait for an appointment	0	0	N/A	89.8%	88.8%	88.9%

\* This is based on patients treated on this contract for their most recent course of treatment. Figures in italics indicate the base number of FP17s or Patient Questionnaire responses are less than 100. N/A is shown where the base number of responses is less than 10 during the period. % is calculated as Quantity/Base number\*100

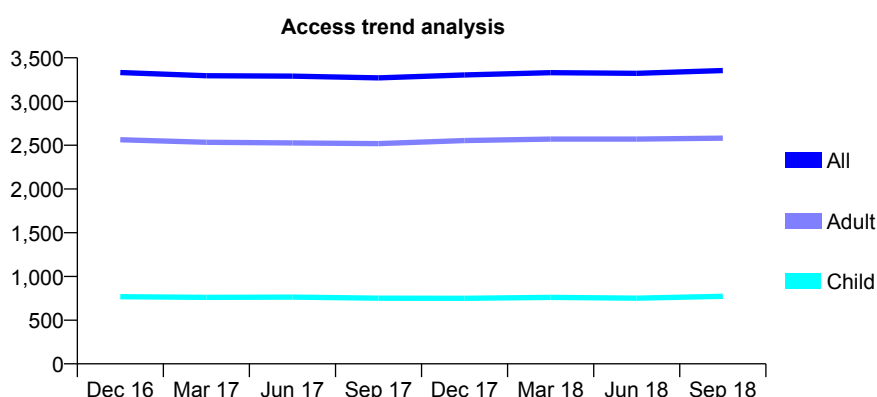
# Q68 - Vital Signs At a Glance Contract Report for 853429/0001 - September 2018

Name or company name	MR MR MOHAMMADI
Contract type name	GDS Contract
Purpose of contract	General
Contract start date	01/04/2006
Contract end date	

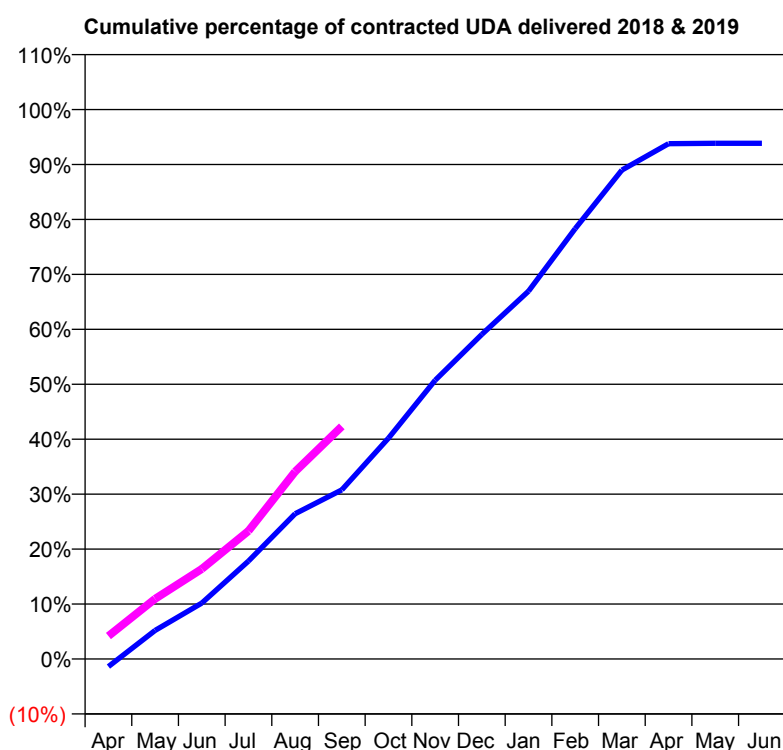
18/19 Contracted general activity (UDA)	16,000
Carry forward general activity (UDA)	0
18/19 Contracted orthodontic activity (UOA)	0
Carry forward orthodontic activity (UOA)	0
Baseline contract value	£403,425.05

## ACCESS\*

Patients seen in 24 months	Total	Change since previous quarter
Quarter ending September 2017	3,270	
Quarter ending December 2017	3,304	→
Quarter ending March 2018	3,330	→
Quarter ending June 2018	3,322	→
Quarter ending September 2018	3,354	→
<b>Variance since September 2017</b>	<b>2.6%</b>	<b>↑</b>



## ACTIVITY



Adjusted Scheduled Activity (UDA)		
Month	2018	2019
April	-224	670
May	834	1,754
June	1,627	2,624
July	2,853	3,728
August	4,230	5,458
September	4,926	6,772
October	6,431	
November	8,119	
December	9,453	
January	10,709	
February	12,530	
March	14,238	
April	15,007	
May	15,016	
June	15,016	

## QUALITY

	Quantity	Base Number	Contract	AT	Region	England
% of FP17s for the same patient ID Re-attending within 3 months - Children	50	636	7.9%	9.3%	11.1%	11.6%
% of FP17s for the same patient ID Re-attending within 3 months - Adults	327	2,132	15.3%	14.9%	15.3%	15.5%
% of FP17s for the same patient ID Re-attending between 3 & 9 months - Children	433	636	68.1%	59.8%	61.1%	58.8%
% of FP17s for the same patient ID Re-attending between 3 & 9 months - Adults	1,341	2,132	62.9%	51.6%	52.3%	51.1%
% of FP17s for Band 1 Urgent Courses	201	2,550	7.9%	9.4%	9.5%	9.0%
% of FP17s Relating to Free Repair or Replacements	19	2,550	0.7%	0.5%	0.7%	0.8%
% of FP17s Relating to Continuations	58	2,550	2.3%	0.8%	0.8%	0.9%
% of Patients satisfied with the dentistry they have received	5	5	N/A	92.5%	93.6%	93.3%
% of Patients satisfied with the time they had to wait for an appointment	5	5	N/A	89.8%	88.8%	88.9%

\* This is based on patients treated on this contract for their most recent course of treatment. Figures in italics indicate the base number of FP17s or Patient Questionnaire responses are less than 100. N/A is shown where the base number of responses is less than 10 during the period. % is calculated as Quantity/Base number\*100

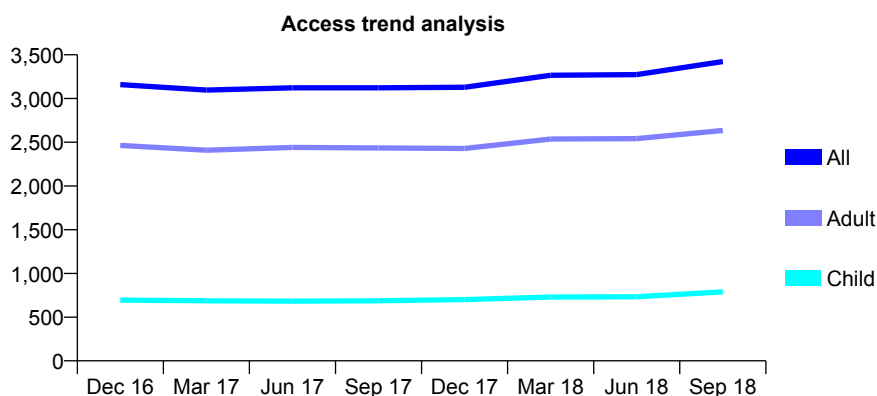
## Q68 - Vital Signs At a Glance Contract Report for 855022/0004 - September 2018

Name or company name	MS S MOUSAVI
Contract type name	GDS Contract
Purpose of contract	General
Contract start date	01/04/2008
Contract end date	

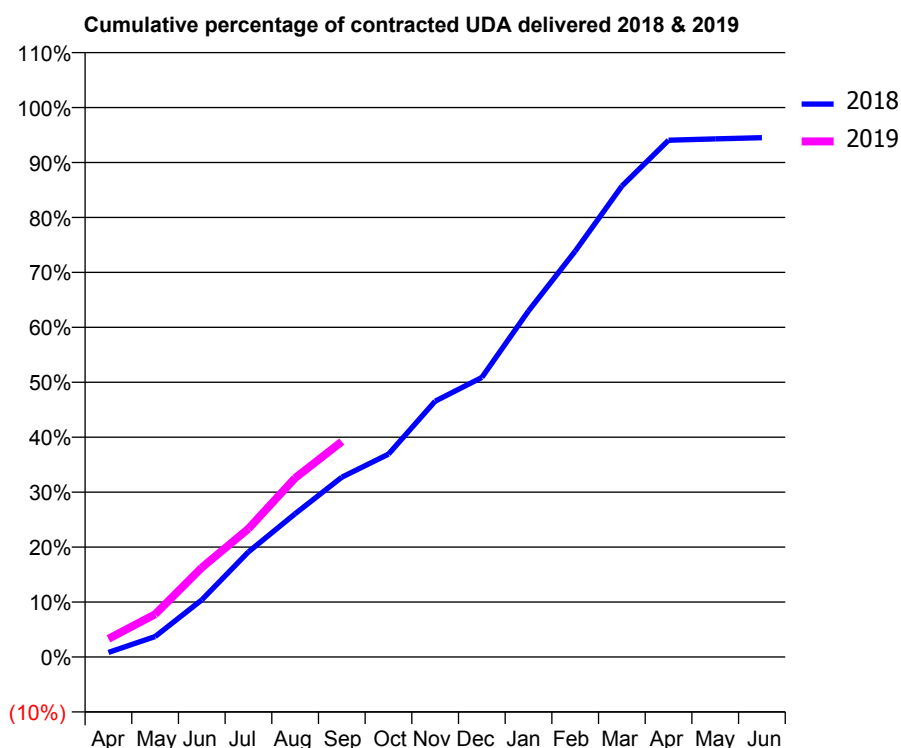
18/19 Contracted general activity (UDA)	10,716
Carry forward general activity (UDA)	0
18/19 Contracted orthodontic activity (UOA)	0
Carry forward orthodontic activity (UOA)	0
Baseline contract value	£232,878.50

### ACCESS\*

Patients seen in 24 months	Total	Change since previous quarter
Quarter ending September 2017	3,122	
Quarter ending December 2017	3,128	→
Quarter ending March 2018	3,266	↑
Quarter ending June 2018	3,274	→
Quarter ending September 2018	3,423	↑
<b>Variance since September 2017</b>	<b>9.6%</b>	<b>↑</b>



### ACTIVITY



Adjusted Scheduled Activity (UDA)		
Month	2018	2019
April	89	354
May	400	835
June	1,114	1,744
July	2,051	2,503
August	2,795	3,492
September	3,507	4,200
October	3,956	
November	4,990	
December	5,451	
January	6,750	
February	7,913	
March	9,183	
April	10,078	
May	10,104	
June	10,128	

### QUALITY

	Quantity	Base Number	Contract	AT	Region	England
% of FP17s for the same patient ID Re-attending within 3 months - Children	43	497	8.7%	9.3%	11.1%	11.6%
% of FP17s for the same patient ID Re-attending within 3 months - Adults	217	1,569	13.8%	14.9%	15.3%	15.5%
% of FP17s for the same patient ID Re-attending between 3 & 9 months - Children	199	497	40.0%	59.8%	61.1%	58.8%
% of FP17s for the same patient ID Re-attending between 3 & 9 months - Adults	602	1,569	38.4%	51.6%	52.3%	51.1%
% of FP17s for Band 1 Urgent Courses	429	1,862	23.0%	9.4%	9.5%	9.0%
% of FP17s Relating to Free Repair or Replacements	0	1,862	0.0%	0.5%	0.7%	0.8%
% of FP17s Relating to Continuations	1	1,862	0.1%	0.8%	0.8%	0.9%
% of Patients satisfied with the dentistry they have received	3	3	N/A	92.5%	93.6%	93.3%
% of Patients satisfied with the time they had to wait for an appointment	3	3	N/A	89.8%	88.8%	88.9%

\* This is based on patients treated on this contract for their most recent course of treatment. Figures in italics indicate the base number of FP17s or Patient Questionnaire responses are less than 100. N/A is shown where the base number of responses is less than 10 during the period. % is calculated as Quantity/Base number\*100

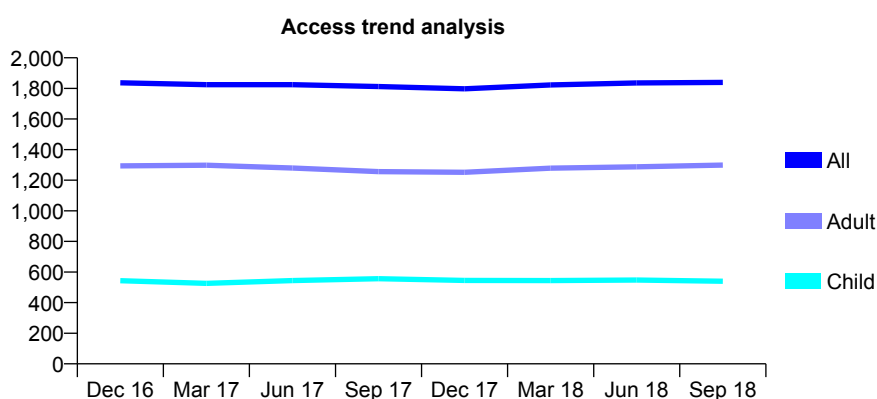
## Q68 - Vital Signs At a Glance Contract Report for 855138/0001 - September 2018

Name or company name	Mr Ashish Patel
Contract type name	GDS Contract
Purpose of contract	General
Contract start date	01/11/2006
Contract end date	

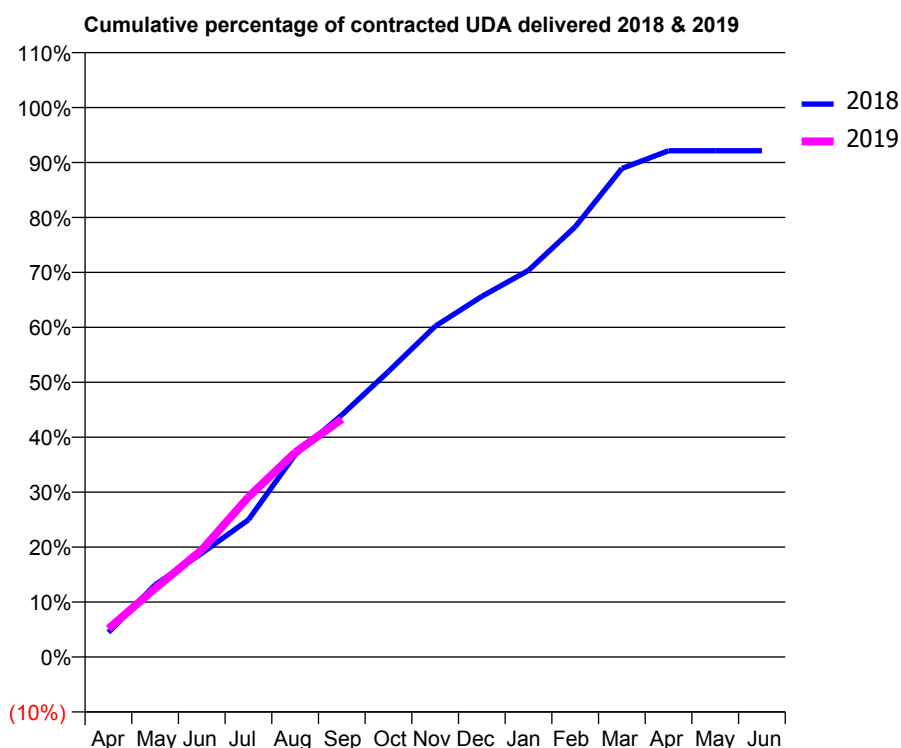
18/19 Contracted general activity (UDA)	5,921
Carry forward general activity (UDA)	0
18/19 Contracted orthodontic activity (UOA)	0
Carry forward orthodontic activity (UOA)	0
Baseline contract value	£138,197.73

### ACCESS\*

Patients seen in 24 months	Total	Change since previous quarter
Quarter ending September 2017	1,812	
Quarter ending December 2017	1,797	→
Quarter ending March 2018	1,823	→
Quarter ending June 2018	1,836	→
Quarter ending September 2018	1,839	→
<b>Variance since September 2017</b>	<b>1.5%</b>	<b>→</b>



### ACTIVITY



Adjusted Scheduled Activity (UDA)		
Month	2018	2019
April	264	306
May	777	739
June	1,118	1,154
July	1,480	1,725
August	2,180	2,204
September	2,608	2,562
October	3,077	
November	3,565	
December	3,886	
January	4,166	
February	4,636	
March	5,264	
April	5,454	
May	5,454	
June	5,454	

### QUALITY

	Quantity	Base Number	Contract	AT	Region	England
% of FP17s for the same patient ID Re-attending within 3 months - Children	18	442	4.1%	9.3%	11.1%	11.6%
% of FP17s for the same patient ID Re-attending within 3 months - Adults	130	1,037	12.5%	14.9%	15.3%	15.5%
% of FP17s for the same patient ID Re-attending between 3 & 9 months - Children	311	442	70.4%	59.8%	61.1%	58.8%
% of FP17s for the same patient ID Re-attending between 3 & 9 months - Adults	680	1,037	65.6%	51.6%	52.3%	51.1%
% of FP17s for Band 1 Urgent Courses	70	1,399	5.0%	9.4%	9.5%	9.0%
% of FP17s Relating to Free Repair or Replacements	2	1,399	0.1%	0.5%	0.7%	0.8%
% of FP17s Relating to Continuations	5	1,399	0.4%	0.8%	0.8%	0.9%
% of Patients satisfied with the dentistry they have received	1	1	N/A	92.5%	93.6%	93.3%
% of Patients satisfied with the time they had to wait for an appointment	1	1	N/A	89.8%	88.8%	88.9%

\* This is based on patients treated on this contract for their most recent course of treatment. Figures in italics indicate the base number of FP17s or Patient Questionnaire responses are less than 100. N/A is shown where the base number of responses is less than 10 during the period. % is calculated as Quantity/Base number\*100

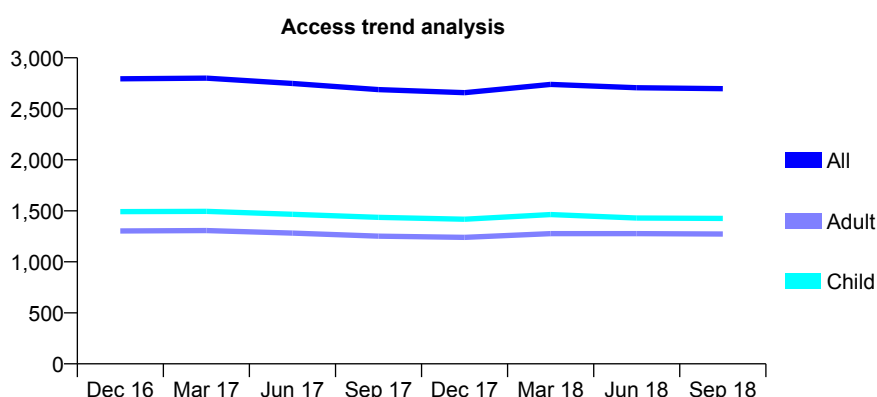
# Q68 - Vital Signs At a Glance Contract Report for 859370/0001 - September 2018

Name or company name	Heathcote House Dental Practice
Contract type name	GDS Contract
Purpose of contract	General
Contract start date	01/04/2009
Contract end date	

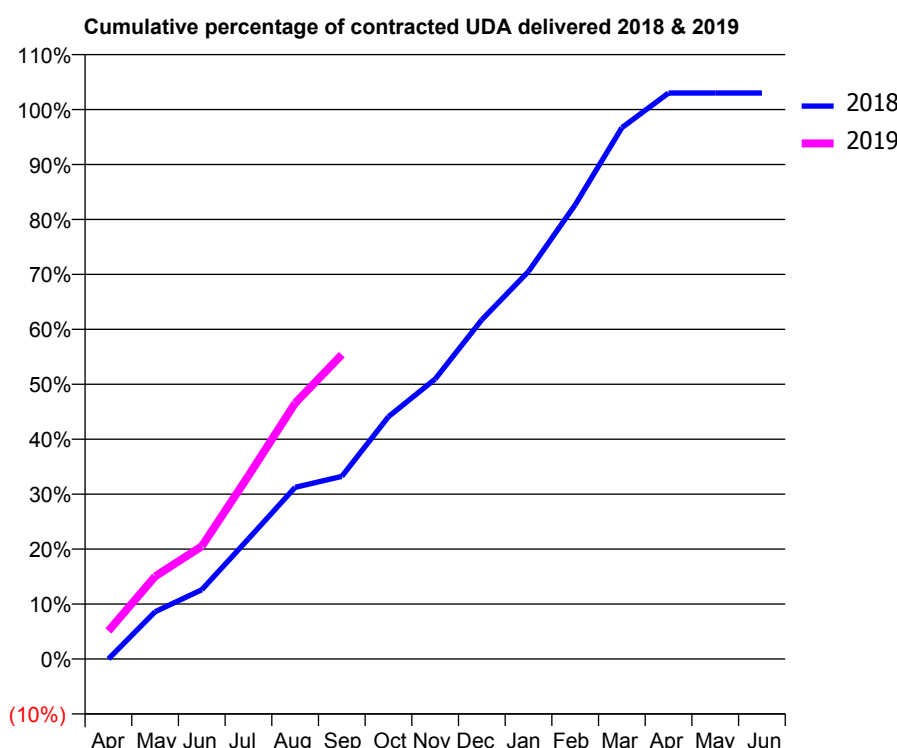
18/19 Contracted general activity (UDA)	3,700
Carry forward general activity (UDA)	0
18/19 Contracted orthodontic activity (UOA)	0
Carry forward orthodontic activity (UOA)	0
Baseline contract value	£87,860.05

## ACCESS\*

Patients seen in 24 months	Total	Change since previous quarter
Quarter ending September 2017	2,688	
Quarter ending December 2017	2,658	↓
Quarter ending March 2018	2,739	↑
Quarter ending June 2018	2,706	↓
Quarter ending September 2018	2,698	→
<b>Variance since September 2017</b>	<b>0.4%</b>	<b>→</b>



## ACTIVITY



Adjusted Scheduled Activity (UDA)		
Month	2018	2019
April	0	189
May	319	556
June	467	759
July	810	1,234
August	1,156	1,722
September	1,230	2,049
October	1,632	
November	1,885	
December	2,284	
January	2,610	
February	3,058	
March	3,577	
April	3,811	
May	3,811	
June	3,811	

## QUALITY

	Quantity	Base Number	Contract	AT	Region	England
% of FP17s for the same patient ID Re-attending within 3 months - Children	75	1,044	7.2%	9.3%	11.1%	11.6%
% of FP17s for the same patient ID Re-attending within 3 months - Adults	71	727	9.8%	14.9%	15.3%	15.5%
% of FP17s for the same patient ID Re-attending between 3 & 9 months - Children	491	1,044	47.0%	59.8%	61.1%	58.8%
% of FP17s for the same patient ID Re-attending between 3 & 9 months - Adults	333	727	45.8%	51.6%	52.3%	51.1%
% of FP17s for Band 1 Urgent Courses	102	1,586	6.4%	9.4%	9.5%	9.0%
% of FP17s Relating to Free Repair or Replacements	0	1,586	0.0%	0.5%	0.7%	0.8%
% of FP17s Relating to Continuations	5	1,586	0.3%	0.8%	0.8%	0.9%
% of Patients satisfied with the dentistry they have received	0	0	N/A	92.5%	93.6%	93.3%
% of Patients satisfied with the time they had to wait for an appointment	0	0	N/A	89.8%	88.8%	88.9%

\* This is based on patients treated on this contract for their most recent course of treatment. Figures in italics indicate the base number of FP17s or Patient Questionnaire responses are less than 100. N/A is shown where the base number of responses is less than 10 during the period. % is calculated as Quantity/Base number\*100

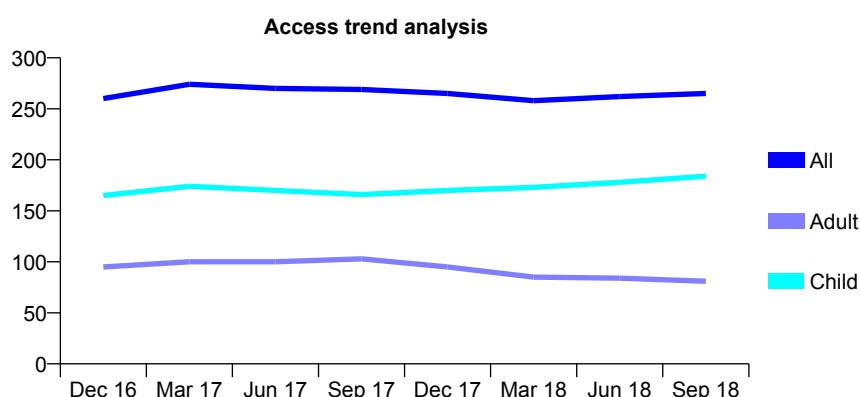
# Q68 - Vital Signs At a Glance Contract Report for 861189/0001 - September 2018

Name or company name	MR K SHAH
Contract type name	GDS Contract
Purpose of contract	General
Contract start date	20/09/2012
Contract end date	

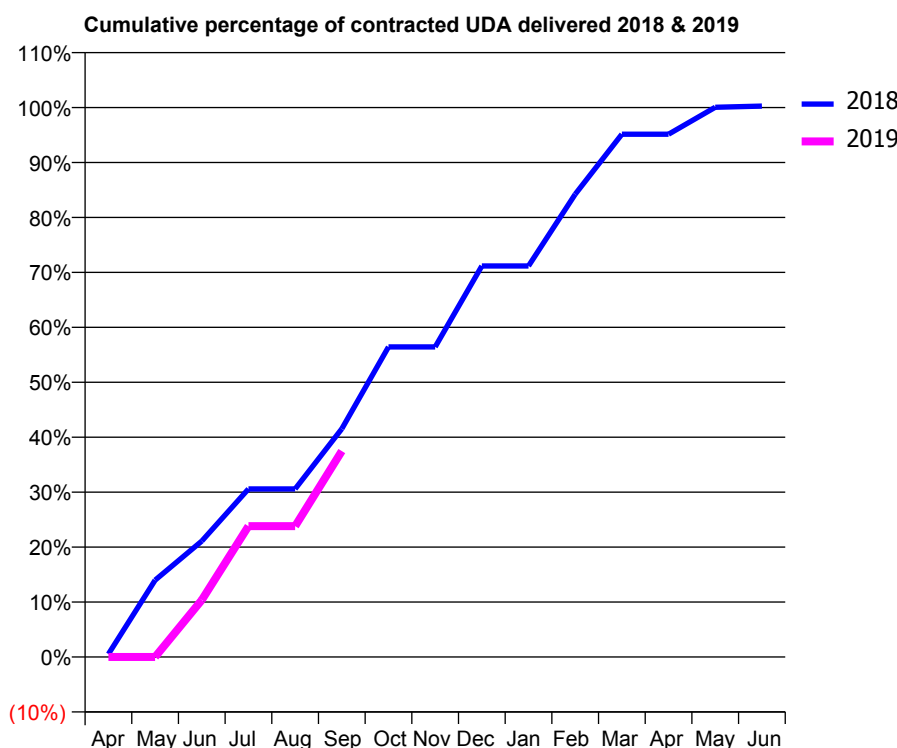
18/19 Contracted general activity (UDA)	550
Carry forward general activity (UDA)	0
18/19 Contracted orthodontic activity (UOA)	0
Carry forward orthodontic activity (UOA)	0
Baseline contract value	£14,875.06

## ACCESS\*

Patients seen in 24 months	Total	Change since previous quarter
Quarter ending September 2017	269	
Quarter ending December 2017	265	↓
Quarter ending March 2018	258	↓
Quarter ending June 2018	262	→
Quarter ending September 2018	265	→
<b>Variance since September 2017</b>	<b>(1.5%)</b>	<b>↓</b>



## ACTIVITY



Adjusted Scheduled Activity (UDA)		
Month	2018	2019
April	3	0
May	77	0
June	116	57
July	168	131
August	168	131
September	228	206
October	310	
November	310	
December	391	
January	391	
February	463	
March	523	
April	523	
May	550	
June	551	

## QUALITY

	Quantity	Base Number	Contract	AT	Region	England
% of FP17s for the same patient ID Re-attending within 3 months - Children	1	140	0.7%	9.3%	11.1%	11.6%
% of FP17s for the same patient ID Re-attending within 3 months - Adults	0	28	0.0%	14.9%	15.3%	15.5%
% of FP17s for the same patient ID Re-attending between 3 & 9 months - Children	92	140	65.7%	59.8%	61.1%	58.8%
% of FP17s for the same patient ID Re-attending between 3 & 9 months - Adults	11	28	39.3%	51.6%	52.3%	51.1%
% of FP17s for Band 1 Urgent Courses	1	147	0.7%	9.4%	9.5%	9.0%
% of FP17s Relating to Free Repair or Replacements	0	147	0.0%	0.5%	0.7%	0.8%
% of FP17s Relating to Continuations	0	147	0.0%	0.8%	0.8%	0.9%
% of Patients satisfied with the dentistry they have received	0	0	N/A	92.5%	93.6%	93.3%
% of Patients satisfied with the time they had to wait for an appointment	0	0	N/A	89.8%	88.8%	88.9%

\* This is based on patients treated on this contract for their most recent course of treatment. Figures in italics indicate the base number of FP17s or Patient Questionnaire responses are less than 100. N/A is shown where the base number of responses is less than 10 during the period. % is calculated as Quantity/Base number\*100

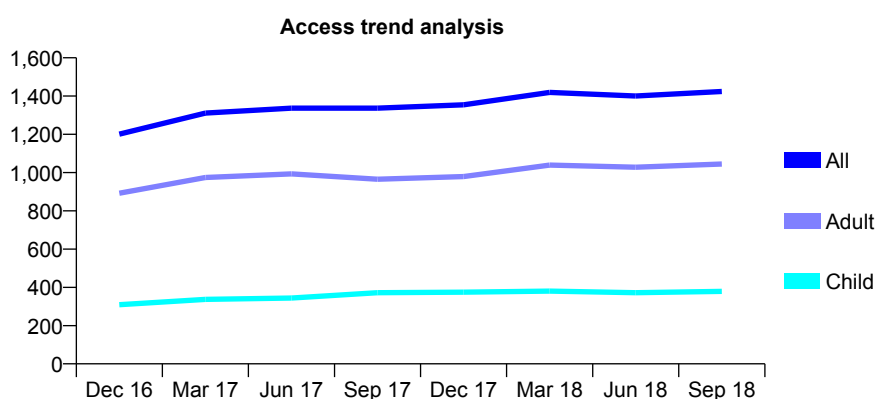
## Q68 - Vital Signs At a Glance Contract Report for 878650/0001 - September 2018

Name or company name	MS M YANMAZ
Contract type name	GDS Contract
Purpose of contract	General
Contract start date	01/04/2012
Contract end date	

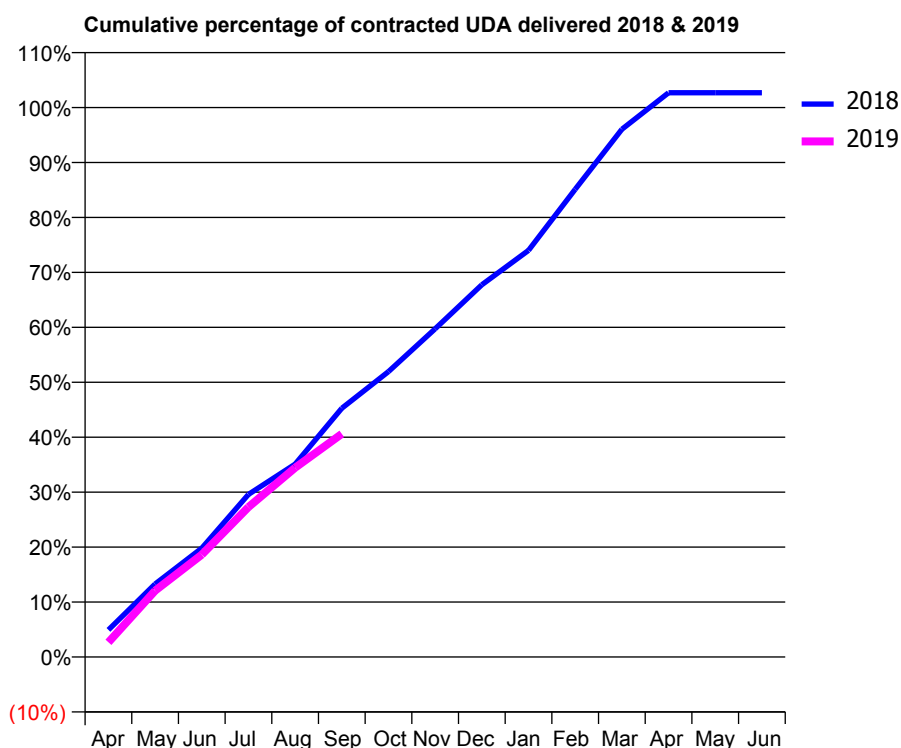
18/19 Contracted general activity (UDA)	5,000
Carry forward general activity (UDA)	0
18/19 Contracted orthodontic activity (UOA)	0
Carry forward orthodontic activity (UOA)	0
Baseline contract value	£126,991.14

### ACCESS\*

Patients seen in 24 months	Total	Change since previous quarter
Quarter ending September 2017	1,337	
Quarter ending December 2017	1,354	→
Quarter ending March 2018	1,419	↑
Quarter ending June 2018	1,400	↓
Quarter ending September 2018	1,424	→
<b>Variance since September 2017</b>	<b>6.5%</b>	<b>↑</b>



### ACTIVITY



Adjusted Scheduled Activity (UDA)		
Month	2018	2019
April	247	134
May	665	603
June	991	931
July	1,480	1,365
August	1,756	1,722
September	2,263	2,030
October	2,597	
November	2,987	
December	3,388	
January	3,700	
February	4,256	
March	4,801	
April	5,135	
May	5,135	
June	5,135	

### QUALITY

	Quantity	Base Number	Contract	AT	Region	England
% of FP17s for the same patient ID Re-attending within 3 months - Children	14	272	5.1%	9.3%	11.1%	11.6%
% of FP17s for the same patient ID Re-attending within 3 months - Adults	112	796	14.1%	14.9%	15.3%	15.5%
% of FP17s for the same patient ID Re-attending between 3 & 9 months - Children	180	272	66.2%	59.8%	61.1%	58.8%
% of FP17s for the same patient ID Re-attending between 3 & 9 months - Adults	481	796	60.4%	51.6%	52.3%	51.1%
% of FP17s for Band 1 Urgent Courses	55	965	5.7%	9.4%	9.5%	9.0%
% of FP17s Relating to Free Repair or Replacements	7	965	0.7%	0.5%	0.7%	0.8%
% of FP17s Relating to Continuations	13	965	1.3%	0.8%	0.8%	0.9%
% of Patients satisfied with the dentistry they have received	0	0	N/A	92.5%	93.6%	93.3%
% of Patients satisfied with the time they had to wait for an appointment	0	0	N/A	89.8%	88.8%	88.9%

\* This is based on patients treated on this contract for their most recent course of treatment. Figures in italics indicate the base number of FP17s or Patient Questionnaire responses are less than 100. N/A is shown where the base number of responses is less than 10 during the period. % is calculated as Quantity/Base number\*100



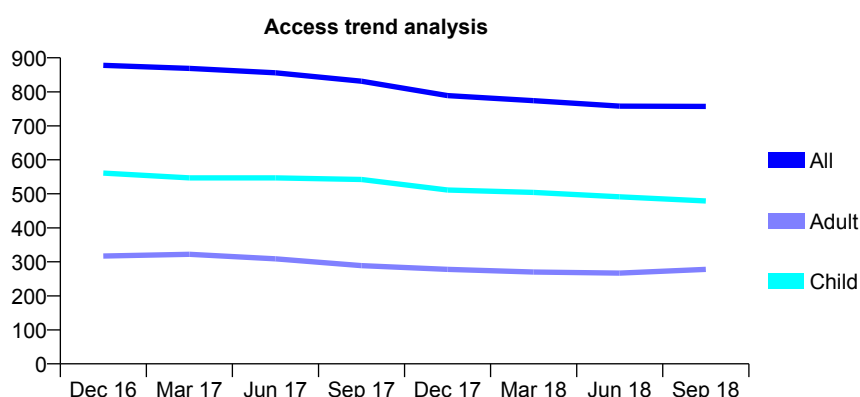
# Q68 - Vital Signs At a Glance Contract Report for 898872/0001 - September 2018

Name or company name	MR NP WILLIS
Contract type name	GDS Contract
Purpose of contract	General
Contract start date	01/04/2006
Contract end date	

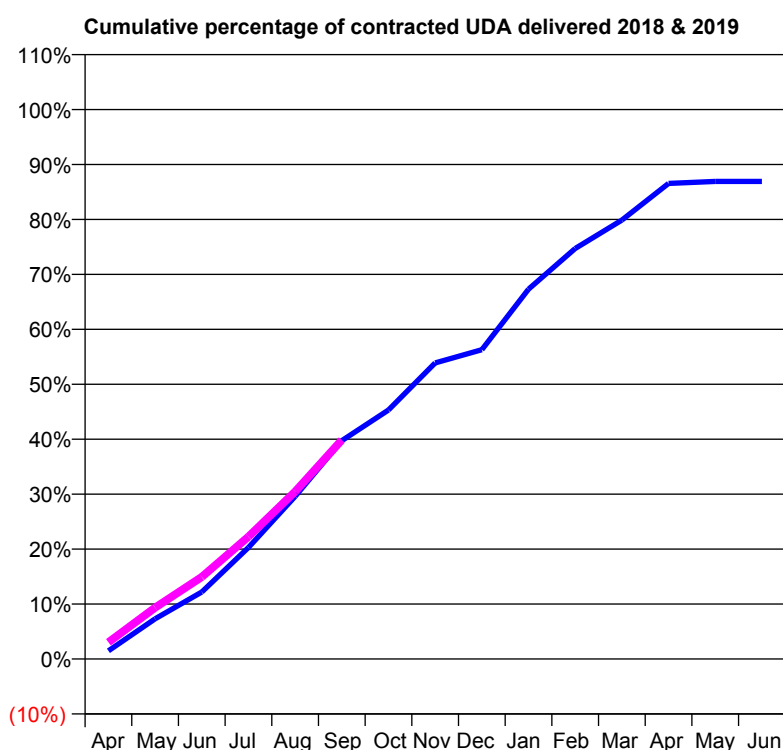
18/19 Contracted general activity (UDA)	2,800
Carry forward general activity (UDA)	0
18/19 Contracted orthodontic activity (UOA)	0
Carry forward orthodontic activity (UOA)	0
Baseline contract value	£82,542.02

## ACCESS\*

Patients seen in 24 months	Total	Change since previous quarter
Quarter ending September 2017	831	
Quarter ending December 2017	789	↓
Quarter ending March 2018	774	↓
Quarter ending June 2018	758	↓
Quarter ending September 2018	757	→
<b>Variance since September 2017</b>	<b>(8.9%)</b>	<b>↓</b>



## ACTIVITY



Adjusted Scheduled Activity (UDA)		
Month	2018	2019
April	42	85
May	205	262
June	341	418
July	568	624
August	829	853
September	1,113	1,116
October	1,269	
November	1,509	
December	1,576	
January	1,884	
February	2,092	
March	2,237	
April	2,424	
May	2,434	
June	2,434	

## QUALITY

	Quantity	Base Number	Contract	AT	Region	England
% of FP17s for the same patient ID Re-attending within 3 months - Children	72	533	13.5%	9.3%	11.1%	11.6%
% of FP17s for the same patient ID Re-attending within 3 months - Adults	35	172	20.3%	14.9%	15.3%	15.5%
% of FP17s for the same patient ID Re-attending between 3 & 9 months - Children	360	533	67.5%	59.8%	61.1%	58.8%
% of FP17s for the same patient ID Re-attending between 3 & 9 months - Adults	76	172	44.2%	51.6%	52.3%	51.1%
% of FP17s for Band 1 Urgent Courses	5	599	0.8%	9.4%	9.5%	9.0%
% of FP17s Relating to Free Repair or Replacements	0	599	0.0%	0.5%	0.7%	0.8%
% of FP17s Relating to Continuations	0	599	0.0%	0.8%	0.8%	0.9%
% of Patients satisfied with the dentistry they have received	0	0	N/A	92.5%	93.6%	93.3%
% of Patients satisfied with the time they had to wait for an appointment	0	0	N/A	89.8%	88.8%	88.9%

\* This is based on patients treated on this contract for their most recent course of treatment. Figures in italics indicate the base number of FP17s or Patient Questionnaire responses are less than 100. N/A is shown where the base number of responses is less than 10 during the period. % is calculated as Quantity/Base number\*100

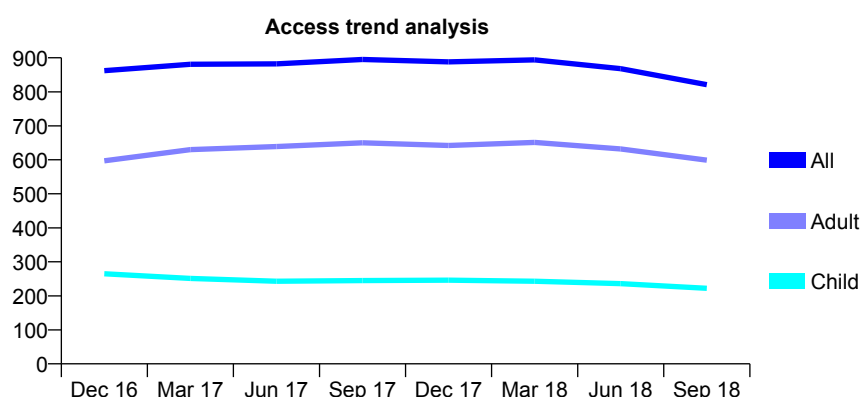
# Q68 - Vital Signs At a Glance Contract Report for 906301/0001 - September 2018

Name or company name	Stoneylands Dental Practice
Contract type name	GDS Contract
Purpose of contract	General
Contract start date	01/04/2006
Contract end date	

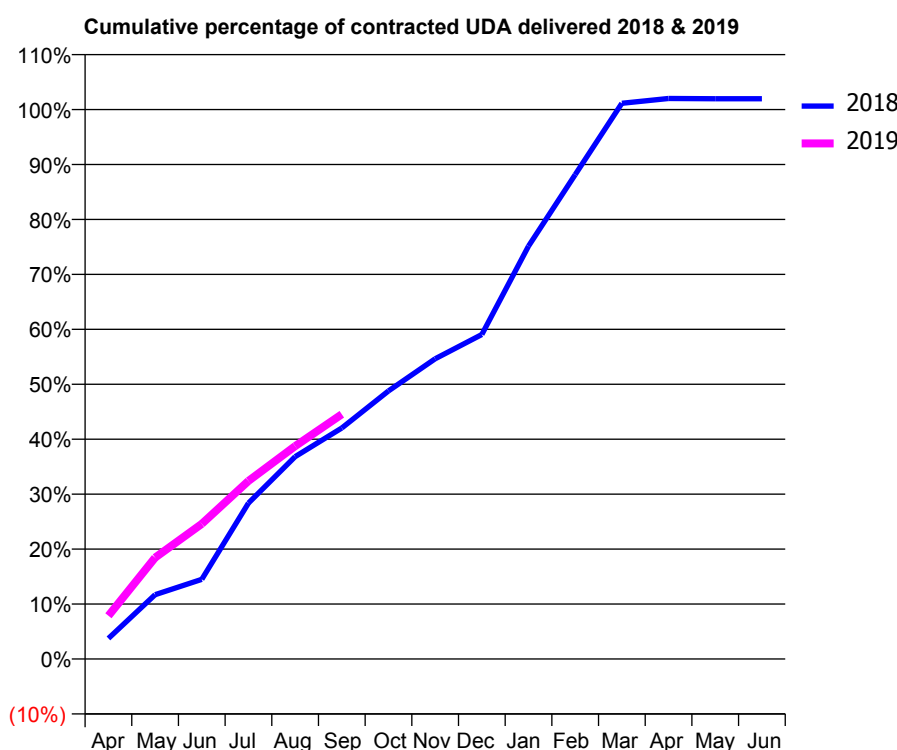
18/19 Contracted general activity (UDA)	2,000
Carry forward general activity (UDA)	0
18/19 Contracted orthodontic activity (UOA)	0
Carry forward orthodontic activity (UOA)	0
Baseline contract value	£44,294.62

## ACCESS\*

Patients seen in 24 months	Total	Change since previous quarter
Quarter ending September 2017	895	
Quarter ending December 2017	888	→
Quarter ending March 2018	894	→
Quarter ending June 2018	868	↓
Quarter ending September 2018	821	↓
<b>Variance since September 2017</b>	<b>(8.3%)</b>	<b>↓</b>



## ACTIVITY



Adjusted Scheduled Activity (UDA)		
Month	2018	2019
April	75	157
May	234	369
June	290	492
July	568	648
August	736	775
September	841	891
October	976	
November	1,093	
December	1,181	
January	1,503	
February	1,763	
March	2,023	
April	2,040	
May	2,039	
June	2,039	

## QUALITY

	Quantity	Base Number	Contract	AT	Region	England
% of FP17s for the same patient ID Re-attending within 3 months - Children	11	137	8.0%	9.3%	11.1%	11.6%
% of FP17s for the same patient ID Re-attending within 3 months - Adults	63	326	19.3%	14.9%	15.3%	15.5%
% of FP17s for the same patient ID Re-attending between 3 & 9 months - Children	78	137	56.9%	59.8%	61.1%	58.8%
% of FP17s for the same patient ID Re-attending between 3 & 9 months - Adults	171	326	52.5%	51.6%	52.3%	51.1%
% of FP17s for Band 1 Urgent Courses	39	453	8.6%	9.4%	9.5%	9.0%
% of FP17s Relating to Free Repair or Replacements	5	453	1.1%	0.5%	0.7%	0.8%
% of FP17s Relating to Continuations	1	453	0.2%	0.8%	0.8%	0.9%
% of Patients satisfied with the dentistry they have received	0	0	N/A	92.5%	93.6%	93.3%
% of Patients satisfied with the time they had to wait for an appointment	0	0	N/A	89.8%	88.8%	88.9%

\* This is based on patients treated on this contract for their most recent course of treatment. Figures in italics indicate the base number of FP17s or Patient Questionnaire responses are less than 100. N/A is shown where the base number of responses is less than 10 during the period. % is calculated as Quantity/Base number\*100

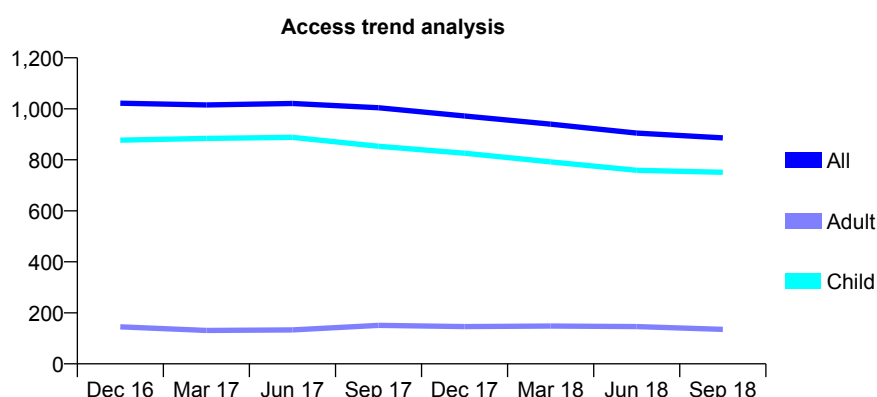
# Q68 - Vital Signs At a Glance Contract Report for 906743/0001 - September 2018

Name or company name	Elms Lea Dental Care
Contract type name	GDS Contract
Purpose of contract	General
Contract start date	01/04/2006
Contract end date	

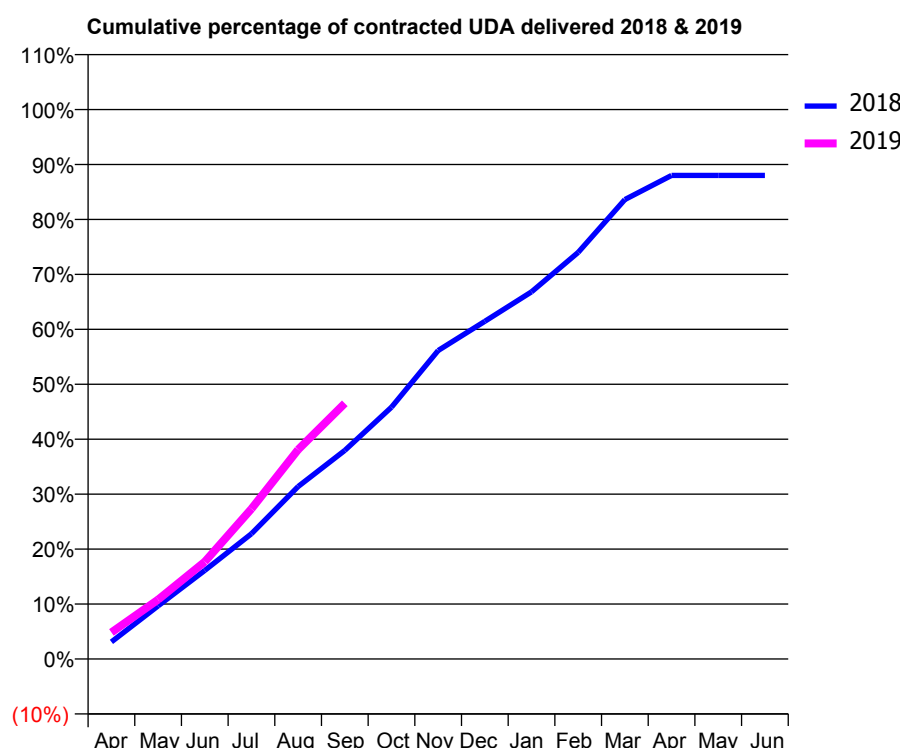
18/19 Contracted general activity (UDA)	1,799
Carry forward general activity (UDA)	0
18/19 Contracted orthodontic activity (UOA)	0
Carry forward orthodontic activity (UOA)	0
Baseline contract value	£38,722.17

## ACCESS\*

Patients seen in 24 months	Total	Change since previous quarter
Quarter ending September 2017	1,004	
Quarter ending December 2017	972	↓
Quarter ending March 2018	940	↓
Quarter ending June 2018	905	↓
Quarter ending September 2018	886	↓
<b>Variance since September 2017</b>	<b>(11.8%)</b>	<b>↓</b>



## ACTIVITY



Adjusted Scheduled Activity (UDA)		
Month	2018	2019
April	56	87
May	174	194
June	290	319
July	410	492
August	565	686
September	683	837
October	824	
November	1,010	
December	1,106	
January	1,202	
February	1,331	
March	1,504	
April	1,583	
May	1,583	
June	1,583	

## QUALITY

	Quantity	Base Number	Contract	AT	Region	England
% of FP17s for the same patient ID Re-attending within 3 months - Children	20	499	4.0%	9.3%	11.1%	11.6%
% of FP17s for the same patient ID Re-attending within 3 months - Adults	1	51	2.0%	14.9%	15.3%	15.5%
% of FP17s for the same patient ID Re-attending between 3 & 9 months - Children	287	499	57.5%	59.8%	61.1%	58.8%
% of FP17s for the same patient ID Re-attending between 3 & 9 months - Adults	29	51	56.9%	51.6%	52.3%	51.1%
% of FP17s for Band 1 Urgent Courses	10	522	1.9%	9.4%	9.5%	9.0%
% of FP17s Relating to Free Repair or Replacements	0	522	0.0%	0.5%	0.7%	0.8%
% of FP17s Relating to Continuations	0	522	0.0%	0.8%	0.8%	0.9%
% of Patients satisfied with the dentistry they have received	0	0	N/A	92.5%	93.6%	93.3%
% of Patients satisfied with the time they had to wait for an appointment	0	0	N/A	89.8%	88.8%	88.9%

\* This is based on patients treated on this contract for their most recent course of treatment. Figures in italics indicate the base number of FP17s or Patient Questionnaire responses are less than 100. N/A is shown where the base number of responses is less than 10 during the period. % is calculated as Quantity/Base number\*100

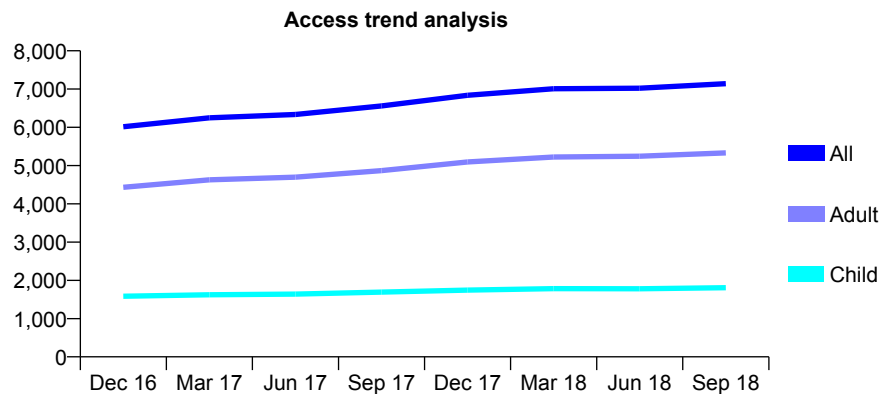
## Q68 - Vital Signs At a Glance Contract Report for 906956/0002 - September 2018

Name or company name	MR KW GREY
Contract type name	GDS Contract
Purpose of contract	General
Contract start date	01/04/2006
Contract end date	

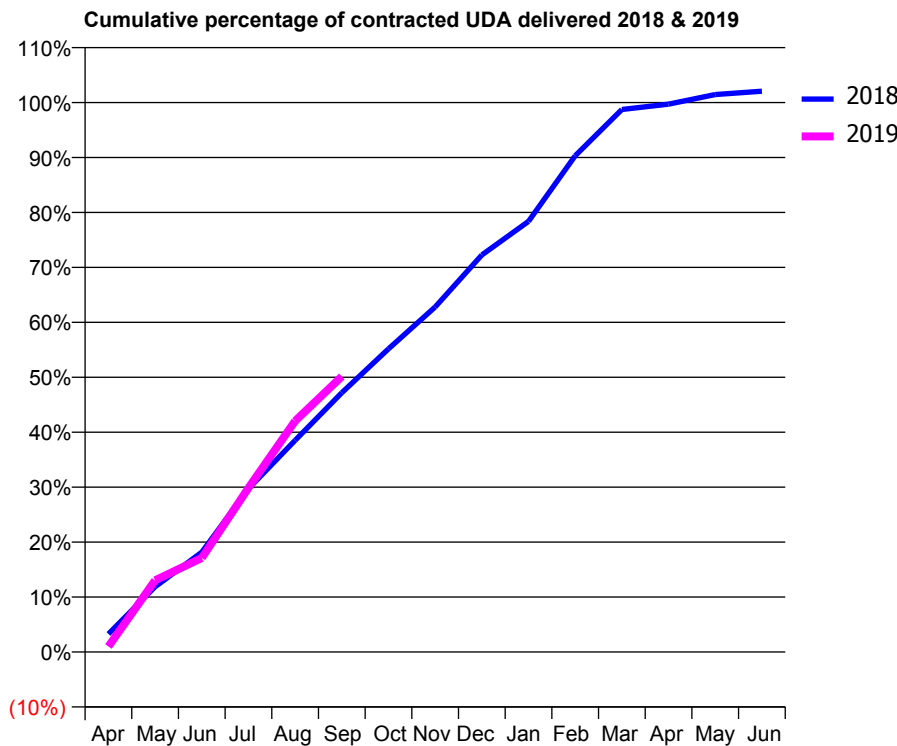
18/19 Contracted general activity (UDA)	21,423
Carry forward general activity (UDA)	0
18/19 Contracted orthodontic activity (UOA)	0
Carry forward orthodontic activity (UOA)	0
Baseline contract value	£634,967.61

### ACCESS\*

Patients seen in 24 months	Total	Change since previous quarter
Quarter ending September 2017	6,558	
Quarter ending December 2017	6,839	↑
Quarter ending March 2018	7,008	↑
Quarter ending June 2018	7,023	→
Quarter ending September 2018	7,140	→
<b>Variance since September 2017</b>	<b>8.9%</b>	<b>↑</b>



### ACTIVITY



Adjusted Scheduled Activity (UDA)		
Month	2018	2019
April	706	213
May	2,547	2,793
June	3,894	3,668
July	6,368	6,400
August	8,254	9,009
September	10,109	10,741
October	11,821	
November	13,453	
December	15,478	
January	16,789	
February	19,348	
March	21,151	
April	21,357	
May	21,734	
June	21,865	

### QUALITY

	Quantity	Base Number	Contract	AT	Region	England
% of FP17s for the same patient ID Re-attending within 3 months - Children	88	1,283	6.9%	9.3%	11.1%	11.6%
% of FP17s for the same patient ID Re-attending within 3 months - Adults	587	3,656	16.1%	14.9%	15.3%	15.5%
% of FP17s for the same patient ID Re-attending between 3 & 9 months - Children	592	1,283	46.1%	59.8%	61.1%	58.8%
% of FP17s for the same patient ID Re-attending between 3 & 9 months - Adults	1,528	3,656	41.8%	51.6%	52.3%	51.1%
% of FP17s for Band 1 Urgent Courses	295	3,945	7.5%	9.4%	9.5%	9.0%
% of FP17s Relating to Free Repair or Replacements	48	3,945	1.2%	0.5%	0.7%	0.8%
% of FP17s Relating to Continuations	9	3,945	0.2%	0.8%	0.8%	0.9%
% of Patients satisfied with the dentistry they have received	1	1	N/A	92.5%	93.6%	93.3%
% of Patients satisfied with the time they had to wait for an appointment	1	1	N/A	89.8%	88.8%	88.9%

\* This is based on patients treated on this contract for their most recent course of treatment. Figures in italics indicate the base number of FP17s or Patient Questionnaire responses are less than 100. N/A is shown where the base number of responses is less than 10 during the period. % is calculated as Quantity/Base number\*100

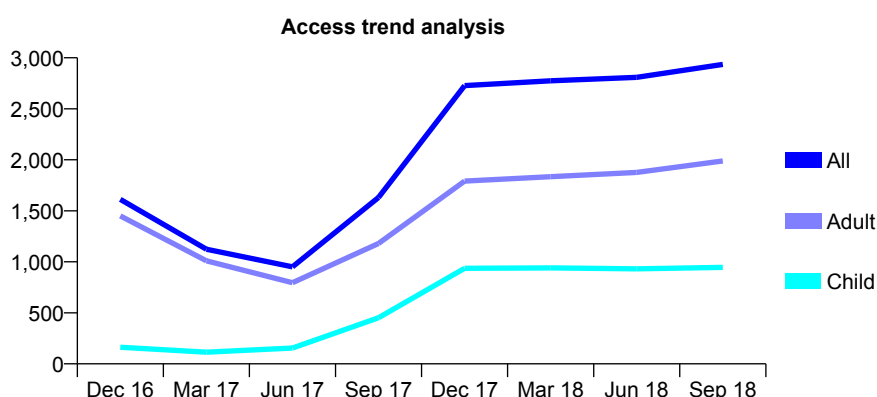
# Q68 - Vital Signs At a Glance Contract Report for 907707/0001 - September 2018

Name or company name	MRS ZK KEYHANI NOORALII
Contract type name	GDS Contract
Purpose of contract	General
Contract start date	01/04/2006
Contract end date	

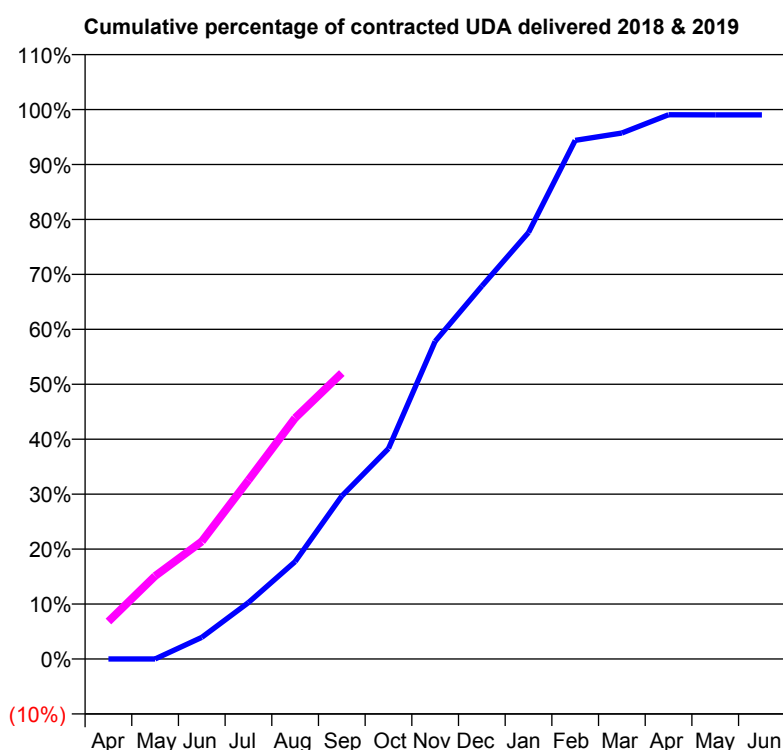
18/19 Contracted general activity (UDA)	6,857
Carry forward general activity (UDA)	66
18/19 Contracted orthodontic activity (UOA)	0
Carry forward orthodontic activity (UOA)	0
Baseline contract value	£166,095.55

## ACCESS\*

Patients seen in 24 months	Total	Change since previous quarter
Quarter ending September 2017	1,631	
Quarter ending December 2017	2,727	↑
Quarter ending March 2018	2,775	→
Quarter ending June 2018	2,809	→
Quarter ending September 2018	2,935	↑
<b>Variance since September 2017</b>	<b>80.0%</b>	<b>↑</b>



## ACTIVITY



Adjusted Scheduled Activity (UDA)		
Month	2018	2019
April	0	468
May	0	1,037
June	270	1,466
July	705	2,232
August	1,216	3,007
September	2,035	3,568
October	2,627	
November	3,965	
December	4,653	
January	5,323	
February	6,472	
March	6,563	
April	6,792	
May	6,791	
June	6,791	

## QUALITY

	Quantity	Base Number	Contract	AT	Region	England
% of FP17s for the same patient ID Re-attending within 3 months - Children	30	741	4.0%	9.3%	11.1%	11.6%
% of FP17s for the same patient ID Re-attending within 3 months - Adults	67	1,360	4.9%	14.9%	15.3%	15.5%
% of FP17s for the same patient ID Re-attending between 3 & 9 months - Children	336	741	45.3%	59.8%	61.1%	58.8%
% of FP17s for the same patient ID Re-attending between 3 & 9 months - Adults	468	1,360	34.4%	51.6%	52.3%	51.1%
% of FP17s for Band 1 Urgent Courses	158	2,017	7.8%	9.4%	9.5%	9.0%
% of FP17s Relating to Free Repair or Replacements	2	2,017	0.1%	0.5%	0.7%	0.8%
% of FP17s Relating to Continuations	0	2,017	0.0%	0.8%	0.8%	0.9%
% of Patients satisfied with the dentistry they have received	0	0	N/A	92.5%	93.6%	93.3%
% of Patients satisfied with the time they had to wait for an appointment	0	0	N/A	89.8%	88.8%	88.9%

\* This is based on patients treated on this contract for their most recent course of treatment. Figures in italics indicate the base number of FP17s or Patient Questionnaire responses are less than 100. N/A is shown where the base number of responses is less than 10 during the period. % is calculated as Quantity/Base number\*100

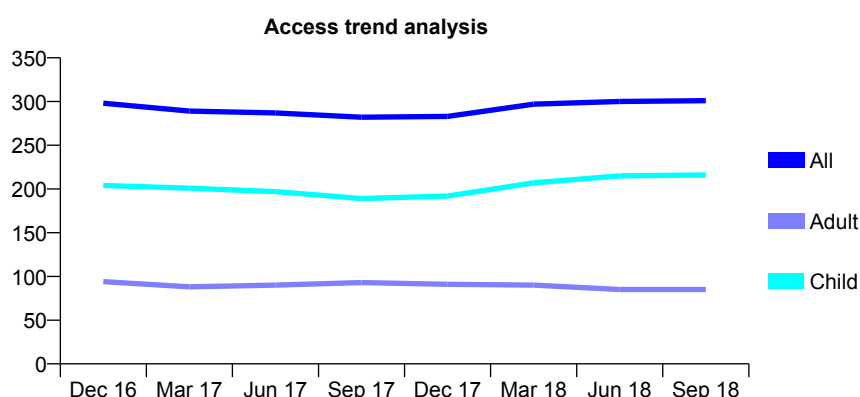
# Q68 - Vital Signs At a Glance Contract Report for 911445/0001 - September 2018

Name or company name	MR JE REED
Contract type name	GDS Contract
Purpose of contract	General
Contract start date	01/04/2006
Contract end date	

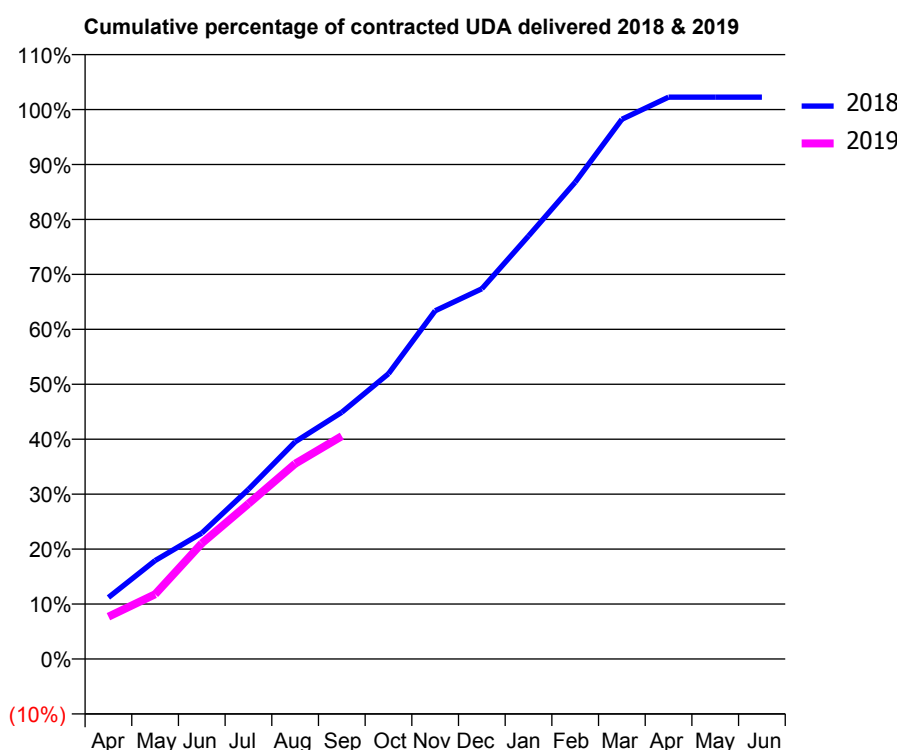
18/19 Contracted general activity (UDA)	745
Carry forward general activity (UDA)	0
18/19 Contracted orthodontic activity (UOA)	0
Carry forward orthodontic activity (UOA)	0
Baseline contract value	£18,460.82

## ACCESS\*

Patients seen in 24 months	Total	Change since previous quarter
Quarter ending September 2017	282	
Quarter ending December 2017	283	→
Quarter ending March 2018	297	↑
Quarter ending June 2018	300	→
Quarter ending September 2018	301	→
<b>Variance since September 2017</b>	<b>6.7%</b>	<b>↑</b>



## ACTIVITY



Adjusted Scheduled Activity (UDA)		
Month	2018	2019
April	83	57
May	134	88
June	171	157
July	230	211
August	294	265
September	335	302
October	387	
November	472	
December	502	
January	574	
February	646	
March	732	
April	762	
May	762	
June	762	

## QUALITY

	Quantity	Base Number	Contract	AT	Region	England
% of FP17s for the same patient ID Re-attending within 3 months - Children	15	195	7.7%	9.3%	11.1%	11.6%
% of FP17s for the same patient ID Re-attending within 3 months - Adults	9	41	22.0%	14.9%	15.3%	15.5%
% of FP17s for the same patient ID Re-attending between 3 & 9 months - Children	128	195	65.6%	59.8%	61.1%	58.8%
% of FP17s for the same patient ID Re-attending between 3 & 9 months - Adults	19	41	46.3%	51.6%	52.3%	51.1%
% of FP17s for Band 1 Urgent Courses	16	222	7.2%	9.4%	9.5%	9.0%
% of FP17s Relating to Free Repair or Replacements	0	222	0.0%	0.5%	0.7%	0.8%
% of FP17s Relating to Continuations	0	222	0.0%	0.8%	0.8%	0.9%
% of Patients satisfied with the dentistry they have received	1	1	N/A	92.5%	93.6%	93.3%
% of Patients satisfied with the time they had to wait for an appointment	1	1	N/A	89.8%	88.8%	88.9%

\* This is based on patients treated on this contract for their most recent course of treatment. Figures in italics indicate the base number of FP17s or Patient Questionnaire responses are less than 100. N/A is shown where the base number of responses is less than 10 during the period. % is calculated as Quantity/Base number\*100

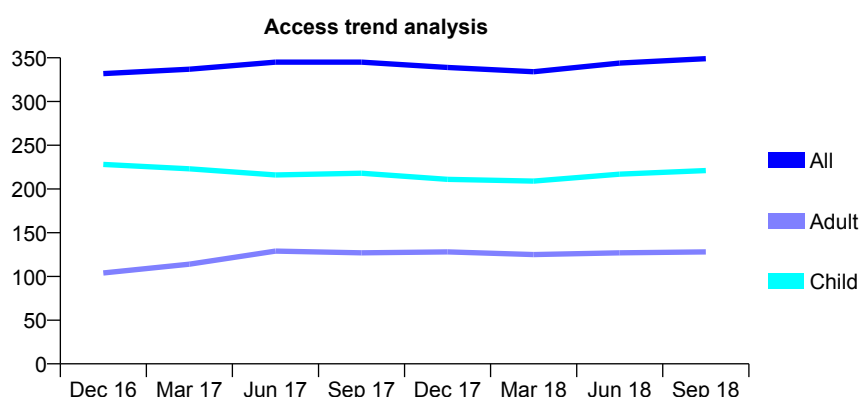
# Q68 - Vital Signs At a Glance Contract Report for 911607/0001 - September 2018

Name or company name	MR NJ MARSHALL
Contract type name	GDS Contract
Purpose of contract	General
Contract start date	01/04/2006
Contract end date	

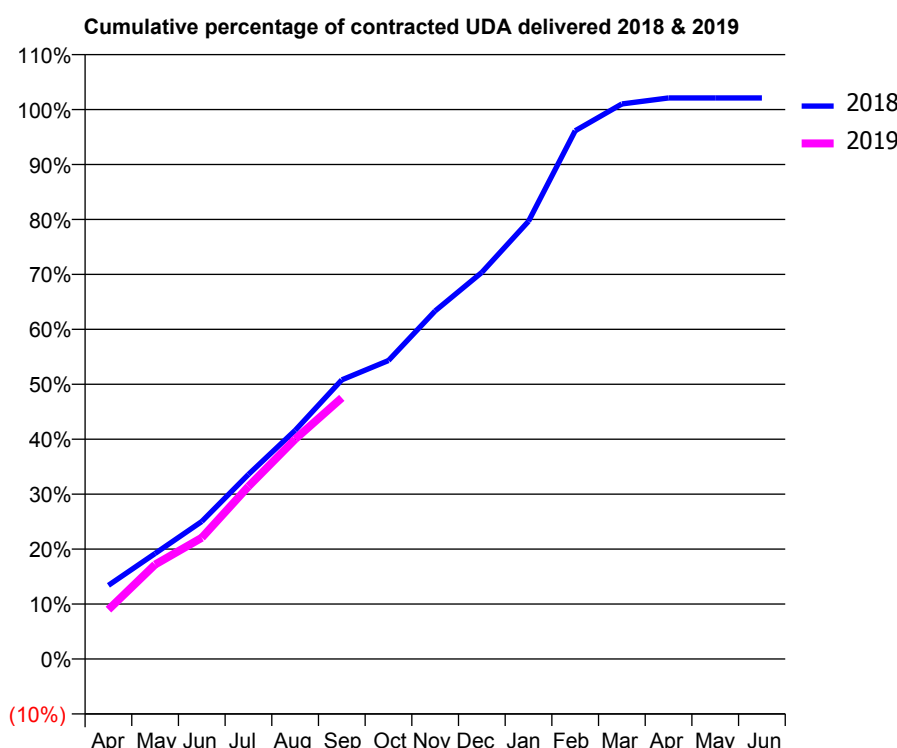
18/19 Contracted general activity (UDA)	656
Carry forward general activity (UDA)	0
18/19 Contracted orthodontic activity (UOA)	0
Carry forward orthodontic activity (UOA)	0
Baseline contract value	£14,698.69

## ACCESS\*

Patients seen in 24 months	Total	Change since previous quarter
Quarter ending September 2017	345	
Quarter ending December 2017	339	↓
Quarter ending March 2018	334	↓
Quarter ending June 2018	344	↑
Quarter ending September 2018	349	→
<b>Variance since September 2017</b>	<b>1.2%</b>	<b>→</b>



## ACTIVITY



Adjusted Scheduled Activity (UDA)		
Month	2018	2019
April	88	59
May	126	113
June	164	145
July	220	206
August	273	262
September	333	312
October	356	
November	416	
December	462	
January	523	
February	631	
March	663	
April	670	
May	670	
June	670	

## QUALITY

	Quantity	Base Number	Contract	AT	Region	England
% of FP17s for the same patient ID Re-attending within 3 months - Children	7	188	3.7%	9.3%	11.1%	11.6%
% of FP17s for the same patient ID Re-attending within 3 months - Adults	3	48	6.3%	14.9%	15.3%	15.5%
% of FP17s for the same patient ID Re-attending between 3 & 9 months - Children	116	188	61.7%	59.8%	61.1%	58.8%
% of FP17s for the same patient ID Re-attending between 3 & 9 months - Adults	27	48	56.3%	51.6%	52.3%	51.1%
% of FP17s for Band 1 Urgent Courses	9	229	3.9%	9.4%	9.5%	9.0%
% of FP17s Relating to Free Repair or Replacements	0	229	0.0%	0.5%	0.7%	0.8%
% of FP17s Relating to Continuations	0	229	0.0%	0.8%	0.8%	0.9%
% of Patients satisfied with the dentistry they have received	0	0	N/A	92.5%	93.6%	93.3%
% of Patients satisfied with the time they had to wait for an appointment	0	0	N/A	89.8%	88.8%	88.9%

\* This is based on patients treated on this contract for their most recent course of treatment. Figures in italics indicate the base number of FP17s or Patient Questionnaire responses are less than 100. N/A is shown where the base number of responses is less than 10 during the period. % is calculated as Quantity/Base number\*100



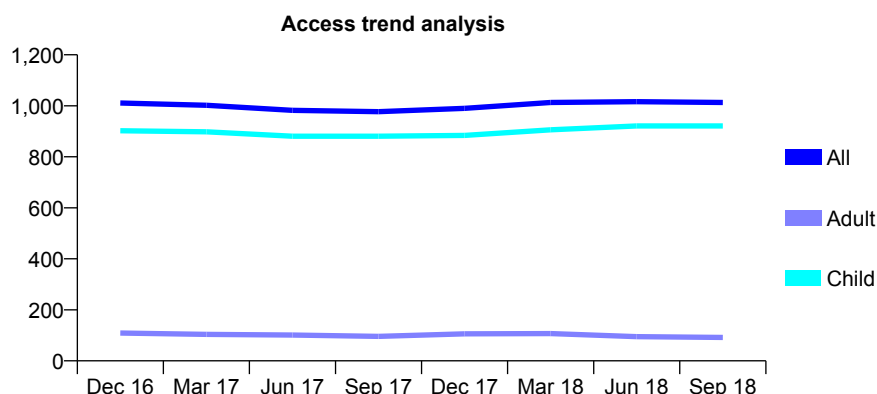
## Q68 - Vital Signs At a Glance Contract Report for 913219/0001 - September 2018

Name or company name	MR AO REEVES
Contract type name	GDS Contract
Purpose of contract	General
Contract start date	01/04/2006
Contract end date	

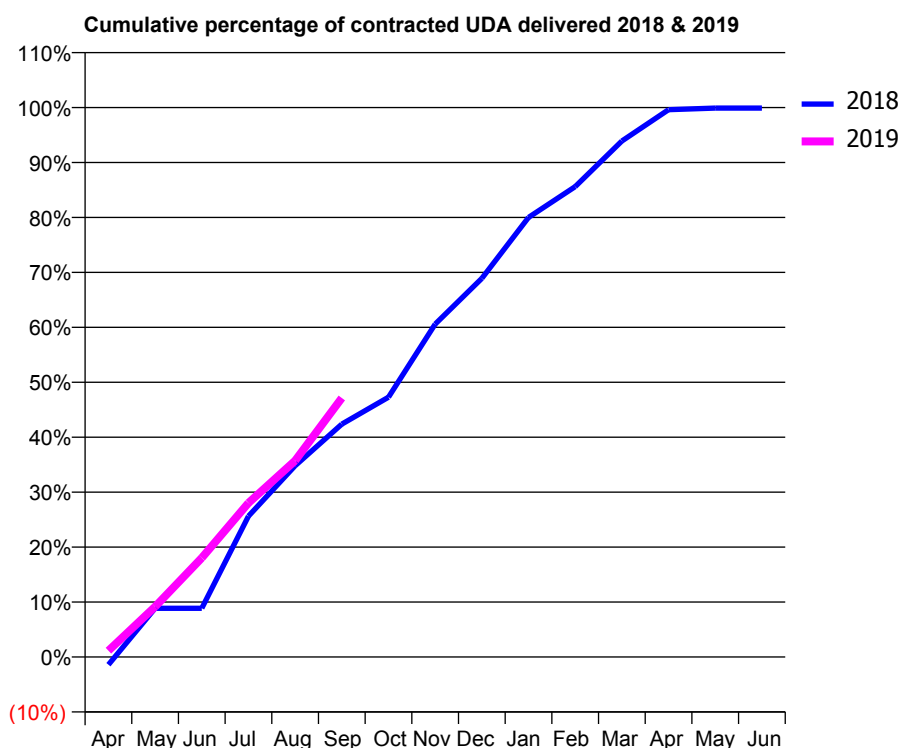
18/19 Contracted general activity (UDA)	1,987
Carry forward general activity (UDA)	2
18/19 Contracted orthodontic activity (UOA)	0
Carry forward orthodontic activity (UOA)	0
Baseline contract value	£44,658.49

### ACCESS\*

Patients seen in 24 months	Total	Change since previous quarter
Quarter ending September 2017	977	
Quarter ending December 2017	990	→
Quarter ending March 2018	1,013	↑
Quarter ending June 2018	1,016	→
Quarter ending September 2018	1,013	→
<b>Variance since September 2017</b>	<b>3.7%</b>	<b>↑</b>



### ACTIVITY



Adjusted Scheduled Activity (UDA)		
Month	2018	2019
April	-28	23
May	176	182
June	176	359
July	510	557
August	692	710
September	842	937
October	940	
November	1,204	
December	1,369	
January	1,590	
February	1,701	
March	1,866	
April	1,979	
May	1,985	
June	1,985	

### QUALITY

	Quantity	Base Number	Contract	AT	Region	England
% of FP17s for the same patient ID Re-attending within 3 months - Children	23	824	2.8%	9.3%	11.1%	11.6%
% of FP17s for the same patient ID Re-attending within 3 months - Adults	0	2	0.0%	14.9%	15.3%	15.5%
% of FP17s for the same patient ID Re-attending between 3 & 9 months - Children	623	824	75.6%	59.8%	61.1%	58.8%
% of FP17s for the same patient ID Re-attending between 3 & 9 months - Adults	0	2	0.0%	51.6%	52.3%	51.1%
% of FP17s for Band 1 Urgent Courses	18	747	2.4%	9.4%	9.5%	9.0%
% of FP17s Relating to Free Repair or Replacements	0	747	0.0%	0.5%	0.7%	0.8%
% of FP17s Relating to Continuations	0	747	0.0%	0.8%	0.8%	0.9%
% of Patients satisfied with the dentistry they have received	1	1	N/A	92.5%	93.6%	93.3%
% of Patients satisfied with the time they had to wait for an appointment	1	1	N/A	89.8%	88.8%	88.9%

\* This is based on patients treated on this contract for their most recent course of treatment. Figures in italics indicate the base number of FP17s or Patient Questionnaire responses are less than 100. N/A is shown where the base number of responses is less than 10 during the period. % is calculated as Quantity/Base number\*100

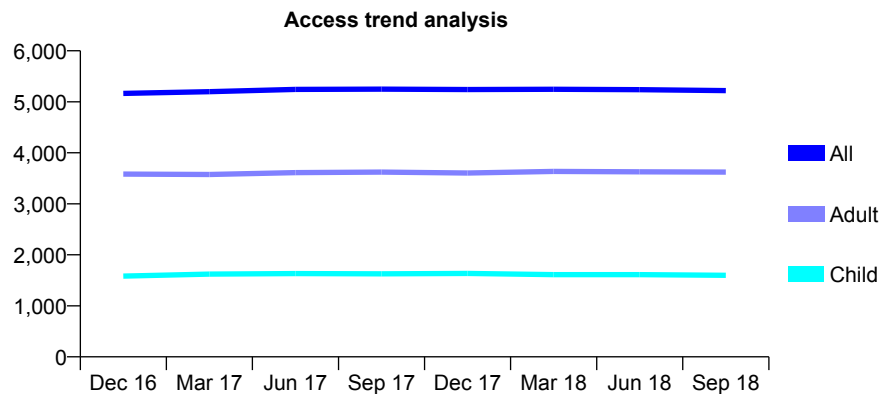
## Q68 - Vital Signs At a Glance Contract Report for 913553/0001 - September 2018

Name or company name	MR AM BROWN
Contract type name	GDS Contract
Purpose of contract	General
Contract start date	01/04/2006
Contract end date	

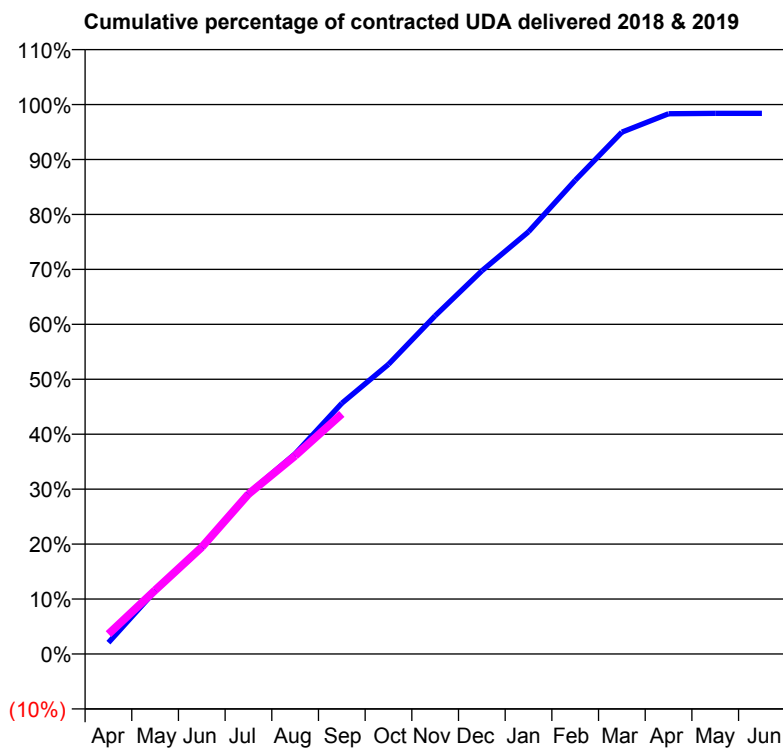
18/19 Contracted general activity (UDA)	11,982
Carry forward general activity (UDA)	192
18/19 Contracted orthodontic activity (UOA)	0
Carry forward orthodontic activity (UOA)	0
Baseline contract value	£283,458.82

### ACCESS\*

Patients seen in 24 months	Total	Change since previous quarter
Quarter ending September 2017	5,249	
Quarter ending December 2017	5,240	→
Quarter ending March 2018	5,247	→
Quarter ending June 2018	5,238	→
Quarter ending September 2018	5,220	→
<b>Variance since September 2017</b>	<b>(0.6%)</b>	→



### ACTIVITY



Adjusted Scheduled Activity (UDA)		
Month	2018	2019
April	248	435
May	1,373	1,393
June	2,311	2,330
July	3,503	3,489
August	4,365	4,322
September	5,469	5,236
October	6,317	
November	7,375	
December	8,356	
January	9,208	
February	10,328	
March	11,378	
April	11,779	
May	11,789	
June	11,789	

### QUALITY

	Quantity	Base Number	Contract	AT	Region	England
% of FP17s for the same patient ID Re-attending within 3 months - Children	61	1,336	4.6%	9.3%	11.1%	11.6%
% of FP17s for the same patient ID Re-attending within 3 months - Adults	252	2,507	10.1%	14.9%	15.3%	15.5%
% of FP17s for the same patient ID Re-attending between 3 & 9 months - Children	965	1,336	72.2%	59.8%	61.1%	58.8%
% of FP17s for the same patient ID Re-attending between 3 & 9 months - Adults	1,405	2,507	56.0%	51.6%	52.3%	51.1%
% of FP17s for Band 1 Urgent Courses	282	3,572	7.9%	9.4%	9.5%	9.0%
% of FP17s Relating to Free Repair or Replacements	12	3,572	0.3%	0.5%	0.7%	0.8%
% of FP17s Relating to Continuations	2	3,572	0.1%	0.8%	0.8%	0.9%
% of Patients satisfied with the dentistry they have received	2	2	N/A	92.5%	93.6%	93.3%
% of Patients satisfied with the time they had to wait for an appointment	2	2	N/A	89.8%	88.8%	88.9%

\* This is based on patients treated on this contract for their most recent course of treatment. Figures in italics indicate the base number of FP17s or Patient Questionnaire responses are less than 100. N/A is shown where the base number of responses is less than 10 during the period. % is calculated as Quantity/Base number\*100

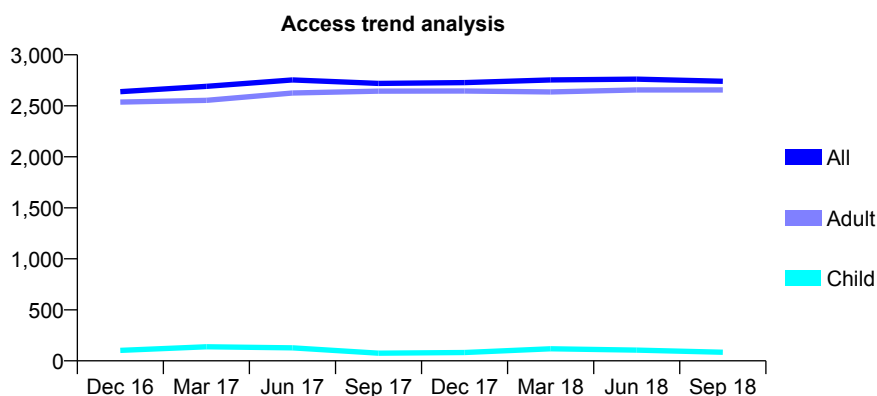
## Q68 - Vital Signs At a Glance Contract Report for 914673/0002 - September 2018

Name or company name	MR M SEIFOURI
Contract type name	GDS Contract
Purpose of contract	General
Contract start date	01/08/2011
Contract end date	

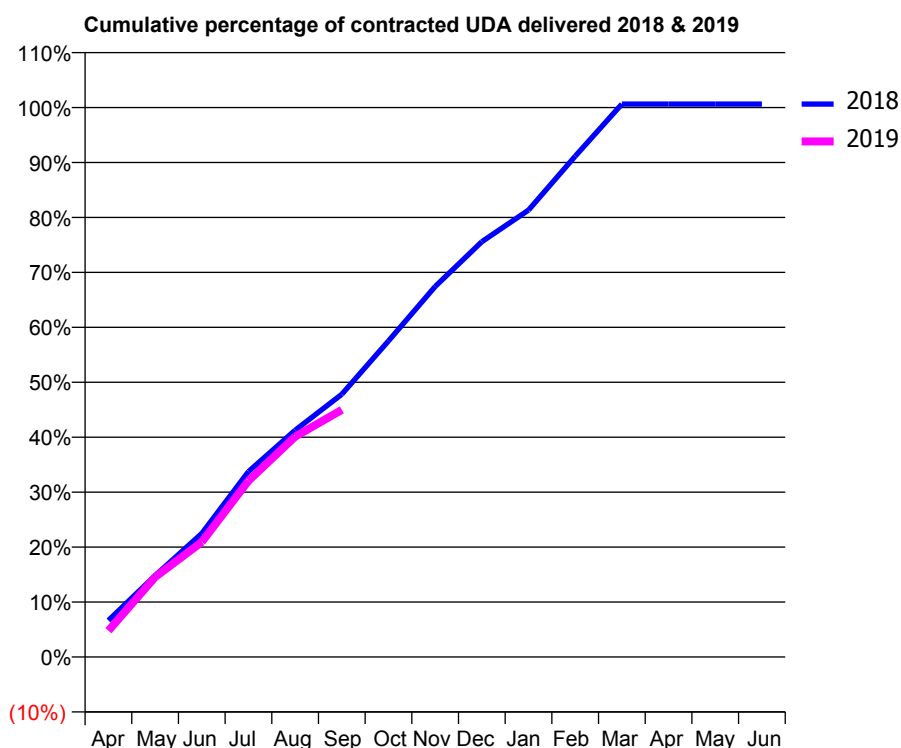
18/19 Contracted general activity (UDA)	7,753
Carry forward general activity (UDA)	0
18/19 Contracted orthodontic activity (UOA)	0
Carry forward orthodontic activity (UOA)	0
Baseline contract value	£226,560.36

### ACCESS\*

Patients seen in 24 months	Total	Change since previous quarter
Quarter ending September 2017	2,719	
Quarter ending December 2017	2,727	→
Quarter ending March 2018	2,754	→
Quarter ending June 2018	2,761	→
Quarter ending September 2018	2,740	→
<b>Variance since September 2017</b>	<b>0.8%</b>	<b>→</b>



### ACTIVITY



Adjusted Scheduled Activity (UDA)		
Month	2018	2019
April	516	371
May	1,149	1,128
June	1,744	1,622
July	2,617	2,486
August	3,199	3,108
September	3,707	3,488
October	4,459	
November	5,228	
December	5,860	
January	6,305	
February	7,066	
March	7,802	
April	7,802	
May	7,802	
June	7,802	

### QUALITY

	Quantity	Base Number	Contract	AT	Region	England
% of FP17s for the same patient ID Re-attending within 3 months - Children	0	66	0.0%	9.3%	11.1%	11.6%
% of FP17s for the same patient ID Re-attending within 3 months - Adults	105	1,562	6.7%	14.9%	15.3%	15.5%
% of FP17s for the same patient ID Re-attending between 3 & 9 months - Children	10	66	15.2%	59.8%	61.1%	58.8%
% of FP17s for the same patient ID Re-attending between 3 & 9 months - Adults	596	1,562	38.2%	51.6%	52.3%	51.1%
% of FP17s for Band 1 Urgent Courses	13	1,628	0.8%	9.4%	9.5%	9.0%
% of FP17s Relating to Free Repair or Replacements	0	1,628	0.0%	0.5%	0.7%	0.8%
% of FP17s Relating to Continuations	0	1,628	0.0%	0.8%	0.8%	0.9%
% of Patients satisfied with the dentistry they have received	4	4	N/A	92.5%	93.6%	93.3%
% of Patients satisfied with the time they had to wait for an appointment	4	4	N/A	89.8%	88.8%	88.9%

\* This is based on patients treated on this contract for their most recent course of treatment. Figures in italics indicate the base number of FP17s or Patient Questionnaire responses are less than 100. N/A is shown where the base number of responses is less than 10 during the period. % is calculated as Quantity/Base number\*100

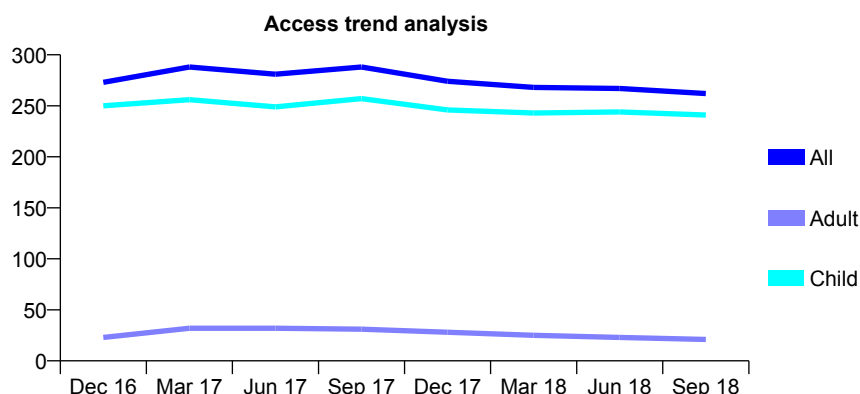
## Q68 - Vital Signs At a Glance Contract Report for 916994/0001 - September 2018

Name or company name	MR MD SETTERS
Contract type name	GDS Contract
Purpose of contract	General
Contract start date	01/04/2006
Contract end date	

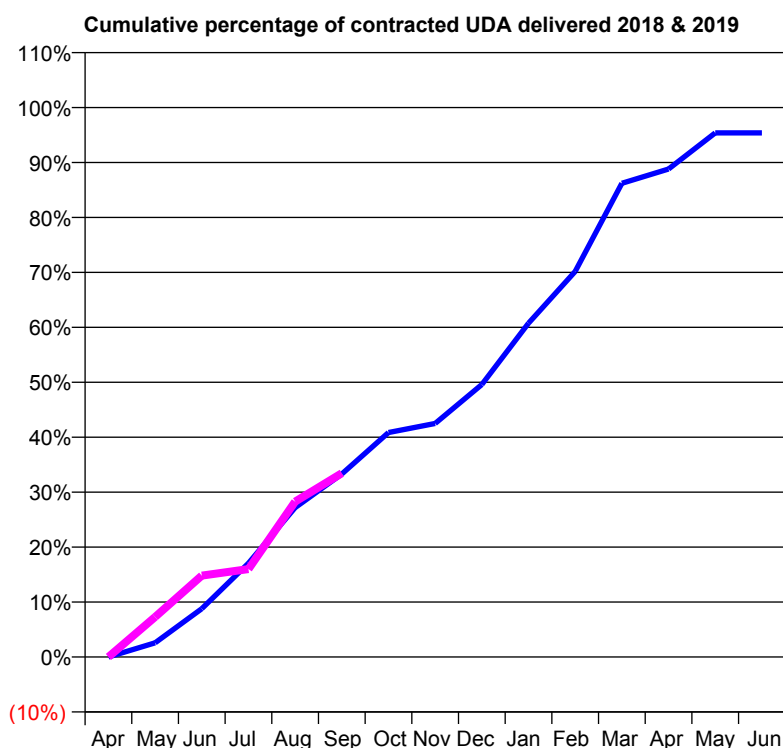
18/19 Contracted general activity (UDA)	425
Carry forward general activity (UDA)	0
18/19 Contracted orthodontic activity (UOA)	0
Carry forward orthodontic activity (UOA)	0
Baseline contract value	£10,418.72

### ACCESS\*

Patients seen in 24 months	Total	Change since previous quarter
Quarter ending September 2017	288	
Quarter ending December 2017	274	↓
Quarter ending March 2018	268	↓
Quarter ending June 2018	267	→
Quarter ending September 2018	262	↓
<b>Variance since September 2017</b>	<b>(9.0%)</b>	<b>↓</b>



### ACTIVITY



Adjusted Scheduled Activity (UDA)		
Month	2018	2019
April	0	0
May	11	31
June	37	63
July	73	68
August	116	120
September	142	142
October	174	
November	181	
December	211	
January	258	
February	298	
March	366	
April	377	
May	405	
June	405	

### QUALITY

	Quantity	Base Number	Contract	AT	Region	England
% of FP17s for the same patient ID Re-attending within 3 months - Children	8	154	5.2%	9.3%	11.1%	11.6%
% of FP17s for the same patient ID Re-attending within 3 months - Adults	0	0	N/A	14.9%	15.3%	15.5%
% of FP17s for the same patient ID Re-attending between 3 & 9 months - Children	93	154	60.4%	59.8%	61.1%	58.8%
% of FP17s for the same patient ID Re-attending between 3 & 9 months - Adults	0	0	N/A	51.6%	52.3%	51.1%
% of FP17s for Band 1 Urgent Courses	1	121	0.8%	9.4%	9.5%	9.0%
% of FP17s Relating to Free Repair or Replacements	0	121	0.0%	0.5%	0.7%	0.8%
% of FP17s Relating to Continuations	0	121	0.0%	0.8%	0.8%	0.9%
% of Patients satisfied with the dentistry they have received	1	1	N/A	92.5%	93.6%	93.3%
% of Patients satisfied with the time they had to wait for an appointment	1	1	N/A	89.8%	88.8%	88.9%

\* This is based on patients treated on this contract for their most recent course of treatment. Figures in italics indicate the base number of FP17s or Patient Questionnaire responses are less than 100. N/A is shown where the base number of responses is less than 10 during the period. % is calculated as Quantity/Base number\*100

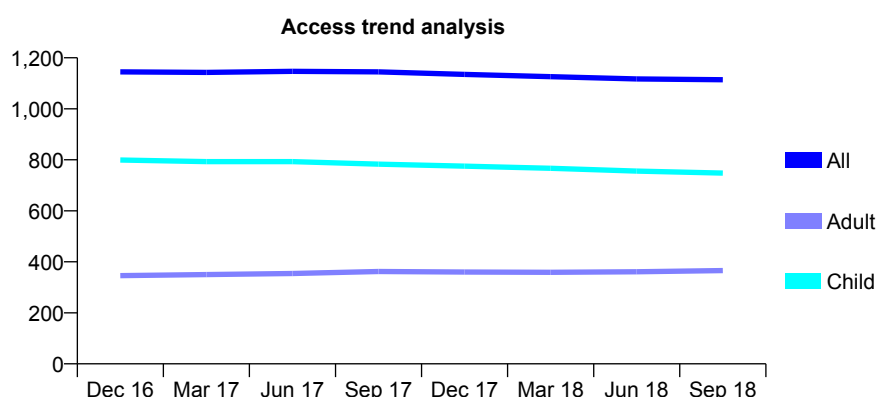
# Q68 - Vital Signs At a Glance Contract Report for 917982/0001 - September 2018

Name or company name	MISS M SPEAKMAN
Contract type name	GDS Contract
Purpose of contract	General
Contract start date	01/04/2014
Contract end date	

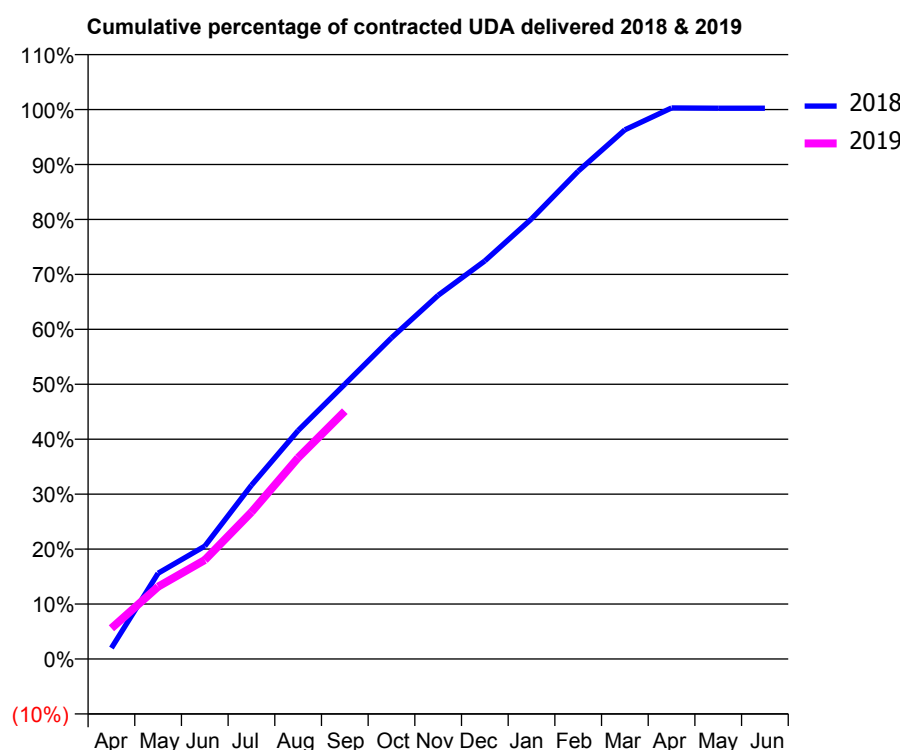
18/19 Contracted general activity (UDA)	2,100
Carry forward general activity (UDA)	0
18/19 Contracted orthodontic activity (UOA)	0
Carry forward orthodontic activity (UOA)	0
Baseline contract value	£47,195.93

## ACCESS\*

Patients seen in 24 months	Total	Change since previous quarter
Quarter ending September 2017	1,145	
Quarter ending December 2017	1,135	→
Quarter ending March 2018	1,126	→
Quarter ending June 2018	1,117	→
Quarter ending September 2018	1,114	→
<b>Variance since September 2017</b>	<b>(2.7%)</b>	<b>↓</b>



## ACTIVITY



Adjusted Scheduled Activity (UDA)		
Month	2018	2019
April	42	118
May	328	277
June	431	378
July	664	561
August	873	769
September	1,050	947
October	1,227	
November	1,390	
December	1,522	
January	1,682	
February	1,864	
March	2,023	
April	2,106	
May	2,105	
June	2,105	

## QUALITY

	Quantity	Base Number	Contract	AT	Region	England
% of FP17s for the same patient ID Re-attending within 3 months - Children	27	601	4.5%	9.3%	11.1%	11.6%
% of FP17s for the same patient ID Re-attending within 3 months - Adults	7	195	3.6%	14.9%	15.3%	15.5%
% of FP17s for the same patient ID Re-attending between 3 & 9 months - Children	418	601	69.6%	59.8%	61.1%	58.8%
% of FP17s for the same patient ID Re-attending between 3 & 9 months - Adults	108	195	55.4%	51.6%	52.3%	51.1%
% of FP17s for Band 1 Urgent Courses	25	725	3.4%	9.4%	9.5%	9.0%
% of FP17s Relating to Free Repair or Replacements	1	725	0.1%	0.5%	0.7%	0.8%
% of FP17s Relating to Continuations	0	725	0.0%	0.8%	0.8%	0.9%
% of Patients satisfied with the dentistry they have received	0	0	N/A	92.5%	93.6%	93.3%
% of Patients satisfied with the time they had to wait for an appointment	0	0	N/A	89.8%	88.8%	88.9%

\* This is based on patients treated on this contract for their most recent course of treatment. Figures in italics indicate the base number of FP17s or Patient Questionnaire responses are less than 100. N/A is shown where the base number of responses is less than 10 during the period. % is calculated as Quantity/Base number\*100

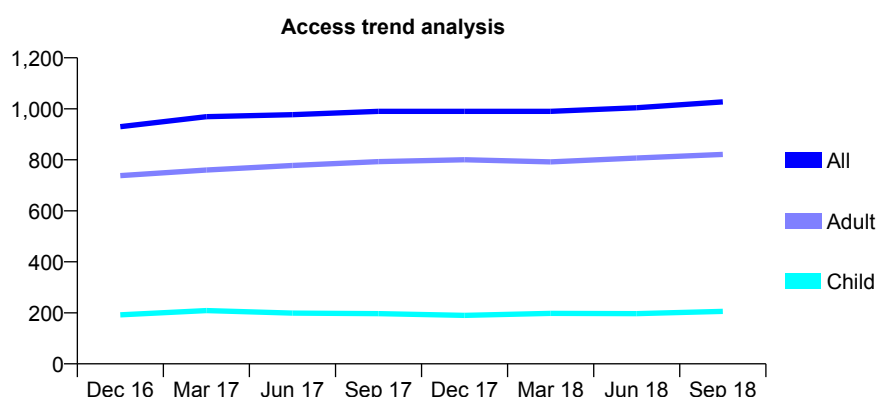
# Q68 - Vital Signs At a Glance Contract Report for 919977/0001 - September 2018

Name or company name	MS JF ROYLE
Contract type name	GDS Contract
Purpose of contract	General
Contract start date	01/04/2006
Contract end date	

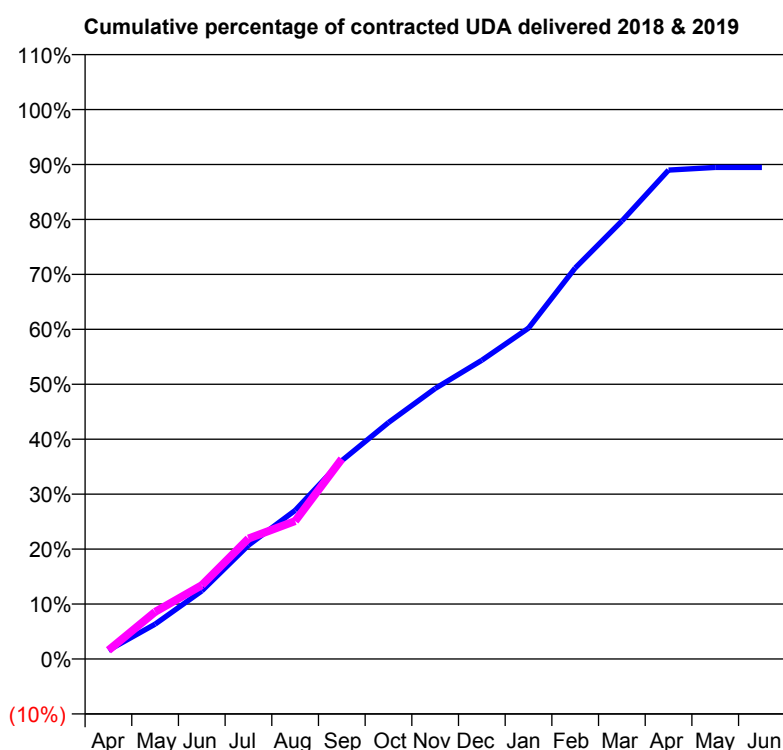
18/19 Contracted general activity (UDA)	2,800
Carry forward general activity (UDA)	0
18/19 Contracted orthodontic activity (UOA)	0
Carry forward orthodontic activity (UOA)	0
Baseline contract value	£71,098.94

## ACCESS\*

Patients seen in 24 months	Total	Change since previous quarter
Quarter ending September 2017	990	
Quarter ending December 2017	990	→
Quarter ending March 2018	990	→
Quarter ending June 2018	1,004	→
Quarter ending September 2018	1,027	↑
<b>Variance since September 2017</b>	<b>3.7%</b>	<b>↑</b>



## ACTIVITY



Adjusted Scheduled Activity (UDA)		
Month	2018	2019
April	45	45
May	177	240
June	347	376
July	580	614
August	757	703
September	1,011	1,020
October	1,205	
November	1,378	
December	1,522	
January	1,686	
February	1,993	
March	2,232	
April	2,491	
May	2,505	
June	2,505	

## QUALITY

	Quantity	Base Number	Contract	AT	Region	England
% of FP17s for the same patient ID Re-attending within 3 months - Children	6	128	4.7%	9.3%	11.1%	11.6%
% of FP17s for the same patient ID Re-attending within 3 months - Adults	74	500	14.8%	14.9%	15.3%	15.5%
% of FP17s for the same patient ID Re-attending between 3 & 9 months - Children	64	128	50.0%	59.8%	61.1%	58.8%
% of FP17s for the same patient ID Re-attending between 3 & 9 months - Adults	197	500	39.4%	51.6%	52.3%	51.1%
% of FP17s for Band 1 Urgent Courses	69	547	12.6%	9.4%	9.5%	9.0%
% of FP17s Relating to Free Repair or Replacements	5	547	0.9%	0.5%	0.7%	0.8%
% of FP17s Relating to Continuations	4	547	0.7%	0.8%	0.8%	0.9%
% of Patients satisfied with the dentistry they have received	1	1	N/A	92.5%	93.6%	93.3%
% of Patients satisfied with the time they had to wait for an appointment	1	1	N/A	89.8%	88.8%	88.9%

\* This is based on patients treated on this contract for their most recent course of treatment. Figures in italics indicate the base number of FP17s or Patient Questionnaire responses are less than 100. N/A is shown where the base number of responses is less than 10 during the period. % is calculated as Quantity/Base number\*100

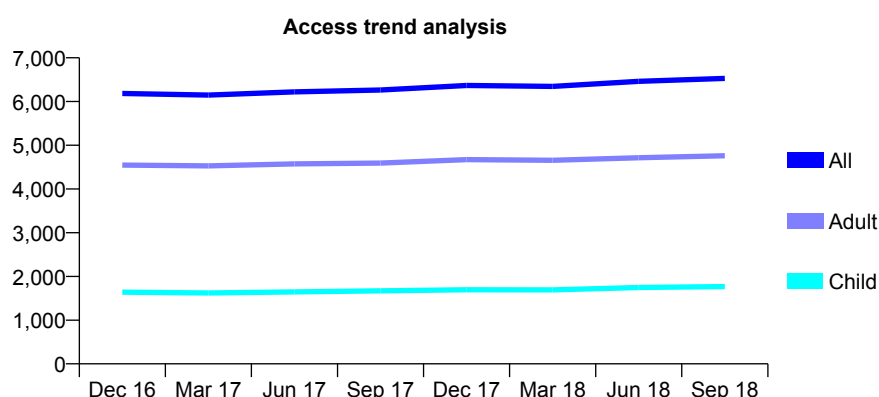
# Q68 - Vital Signs At a Glance Contract Report for 921645/0004 - September 2018

Name or company name	Brightsmile Dental Care (Tadworth)
Contract type name	GDS Contract
Purpose of contract	General
Contract start date	01/04/2006
Contract end date	

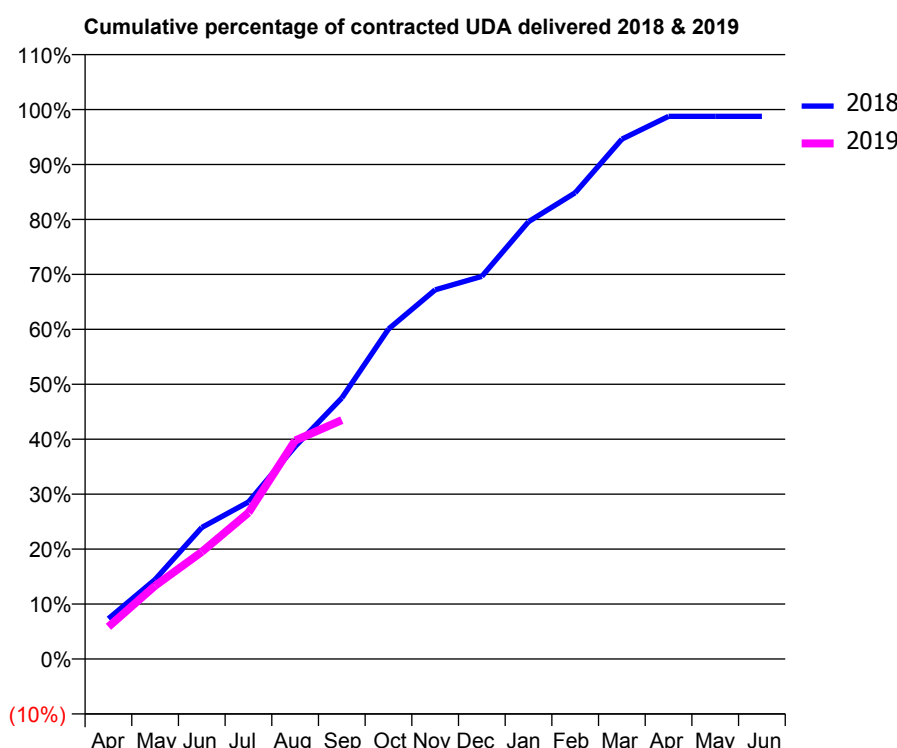
18/19 Contracted general activity (UDA)	16,552
Carry forward general activity (UDA)	206
18/19 Contracted orthodontic activity (UOA)	0
Carry forward orthodontic activity (UOA)	0
Baseline contract value	£449,443.98

## ACCESS\*

Patients seen in 24 months	Total	Change since previous quarter
Quarter ending September 2017	6,263	
Quarter ending December 2017	6,366	→
Quarter ending March 2018	6,347	→
Quarter ending June 2018	6,461	→
Quarter ending September 2018	6,528	→
<b>Variance since September 2017</b>	<b>4.2%</b>	<b>↑</b>



## ACTIVITY



Adjusted Scheduled Activity (UDA)		
Month	2018	2019
April	1,215	971
May	2,398	2,206
June	3,963	3,227
July	4,730	4,409
August	6,402	6,582
September	7,861	7,194
October	9,941	
November	11,120	
December	11,527	
January	13,171	
February	14,044	
March	15,661	
April	16,346	
May	16,345	
June	16,345	

## QUALITY

	Quantity	Base Number	Contract	AT	Region	England
% of FP17s for the same patient ID Re-attending within 3 months - Children	51	1,189	4.3%	9.3%	11.1%	11.6%
% of FP17s for the same patient ID Re-attending within 3 months - Adults	267	2,818	9.5%	14.9%	15.3%	15.5%
% of FP17s for the same patient ID Re-attending between 3 & 9 months - Children	647	1,189	54.4%	59.8%	61.1%	58.8%
% of FP17s for the same patient ID Re-attending between 3 & 9 months - Adults	1,319	2,818	46.8%	51.6%	52.3%	51.1%
% of FP17s for Band 1 Urgent Courses	251	3,268	7.7%	9.4%	9.5%	9.0%
% of FP17s Relating to Free Repair or Replacements	7	3,268	0.2%	0.5%	0.7%	0.8%
% of FP17s Relating to Continuations	11	3,268	0.3%	0.8%	0.8%	0.9%
% of Patients satisfied with the dentistry they have received	6	6	N/A	92.5%	93.6%	93.3%
% of Patients satisfied with the time they had to wait for an appointment	6	6	N/A	89.8%	88.8%	88.9%

\* This is based on patients treated on this contract for their most recent course of treatment. Figures in italics indicate the base number of FP17s or Patient Questionnaire responses are less than 100. N/A is shown where the base number of responses is less than 10 during the period. % is calculated as Quantity/Base number\*100



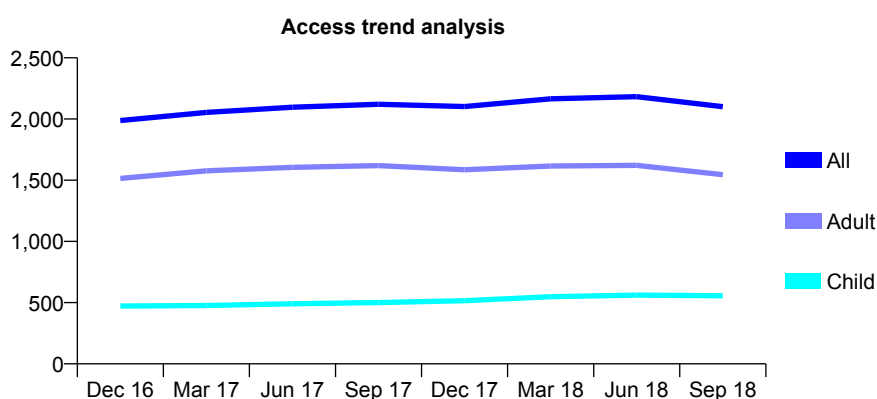
## Q68 - Vital Signs At a Glance Contract Report for 921645/0005 - September 2018

Name or company name	Brightsmile Dental Care (Epsom)
Contract type name	GDS Contract
Purpose of contract	General
Contract start date	04/11/2009
Contract end date	

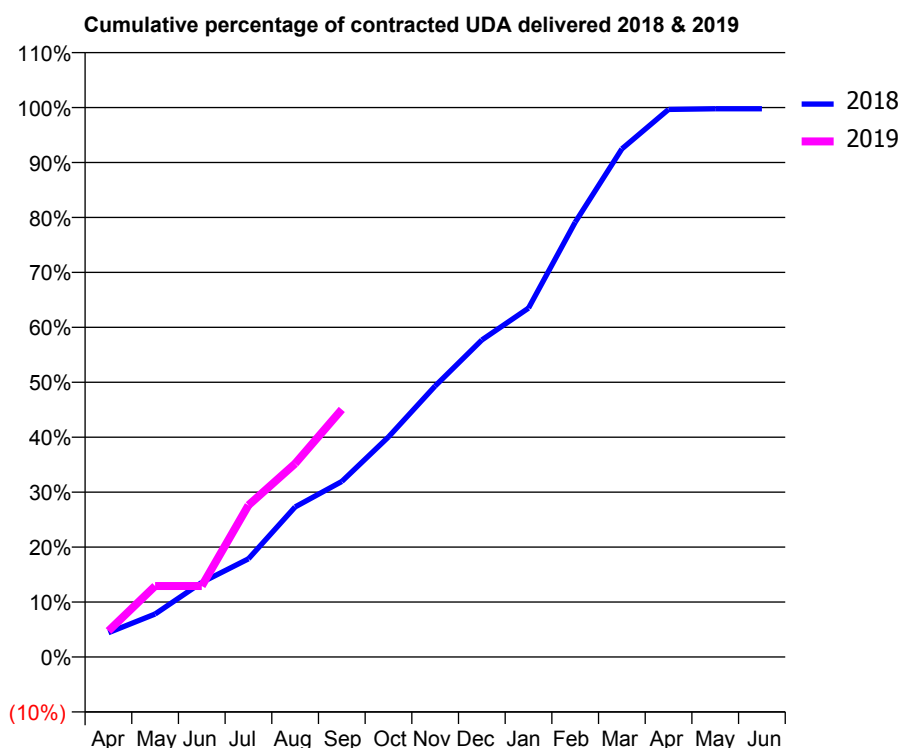
18/19 Contracted general activity (UDA)	5,000
Carry forward general activity (UDA)	11
18/19 Contracted orthodontic activity (UOA)	0
Carry forward orthodontic activity (UOA)	0
Baseline contract value	£135,767.26

### ACCESS\*

Patients seen in 24 months	Total	Change since previous quarter
Quarter ending September 2017	2,120	
Quarter ending December 2017	2,102	→
Quarter ending March 2018	2,165	↑
Quarter ending June 2018	2,183	→
Quarter ending September 2018	2,101	↓
<b>Variance since September 2017</b>	<b>(0.9%)</b>	<b>→</b>



### ACTIVITY



Adjusted Scheduled Activity (UDA)		
Month	2018	2019
April	221	237
May	392	647
June	679	647
July	894	1,382
August	1,365	1,760
September	1,597	2,253
October	2,003	
November	2,466	
December	2,884	
January	3,174	
February	3,957	
March	4,623	
April	4,983	
May	4,989	
June	4,989	

### QUALITY

	Quantity	Base Number	Contract	AT	Region	England
% of FP17s for the same patient ID Re-attending within 3 months - Children	13	306	4.2%	9.3%	11.1%	11.6%
% of FP17s for the same patient ID Re-attending within 3 months - Adults	72	701	10.3%	14.9%	15.3%	15.5%
% of FP17s for the same patient ID Re-attending between 3 & 9 months - Children	160	306	52.3%	59.8%	61.1%	58.8%
% of FP17s for the same patient ID Re-attending between 3 & 9 months - Adults	245	701	35.0%	51.6%	52.3%	51.1%
% of FP17s for Band 1 Urgent Courses	71	911	7.8%	9.4%	9.5%	9.0%
% of FP17s Relating to Free Repair or Replacements	1	911	0.1%	0.5%	0.7%	0.8%
% of FP17s Relating to Continuations	0	911	0.0%	0.8%	0.8%	0.9%
% of Patients satisfied with the dentistry they have received	0	0	N/A	92.5%	93.6%	93.3%
% of Patients satisfied with the time they had to wait for an appointment	0	0	N/A	89.8%	88.8%	88.9%

\* This is based on patients treated on this contract for their most recent course of treatment. Figures in italics indicate the base number of FP17s or Patient Questionnaire responses are less than 100. N/A is shown where the base number of responses is less than 10 during the period. % is calculated as Quantity/Base number\*100

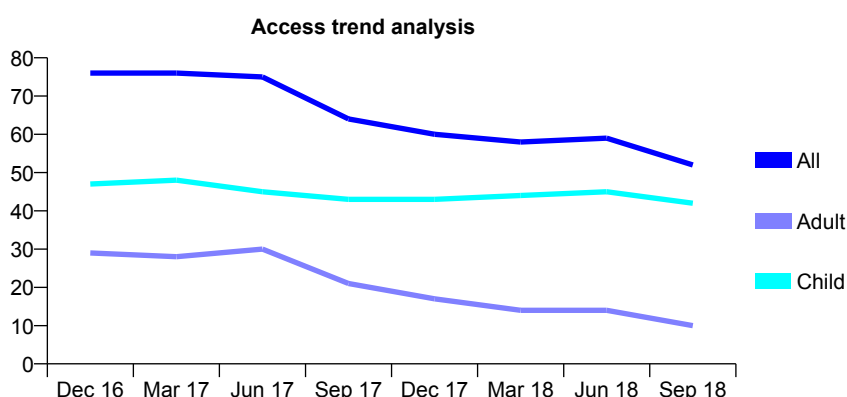
# Q68 - Vital Signs At a Glance Contract Report for 921653/0001 - September 2018

Name or company name	MS RN CHADHA
Contract type name	GDS Contract
Purpose of contract	General
Contract start date	01/04/2006
Contract end date	

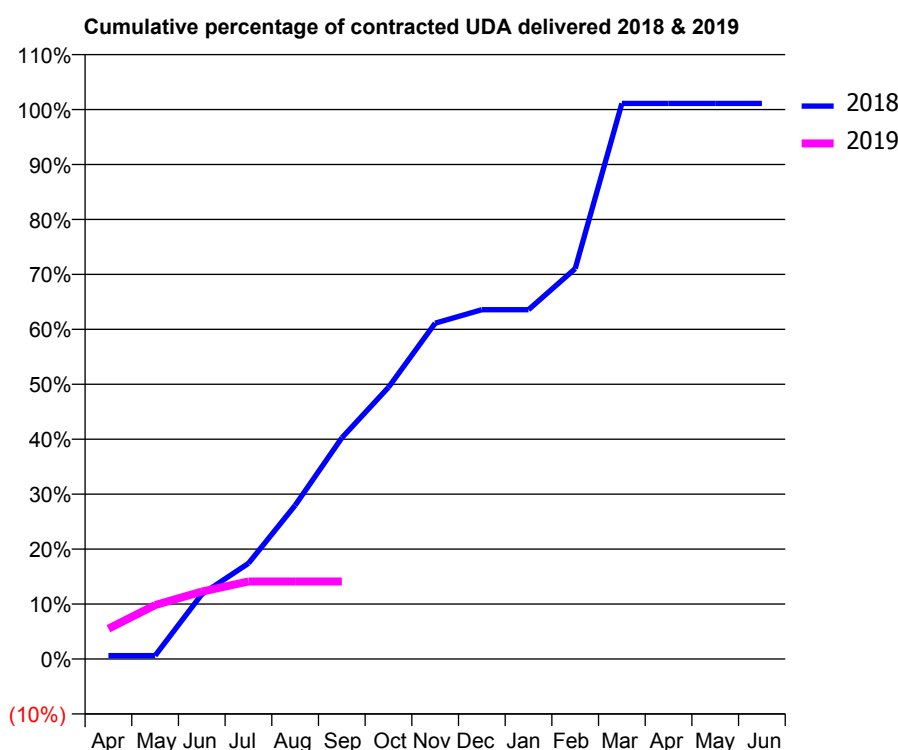
18/19 Contracted general activity (UDA)	163
Carry forward general activity (UDA)	0
18/19 Contracted orthodontic activity (UOA)	0
Carry forward orthodontic activity (UOA)	0
Baseline contract value	£4,138.98

## ACCESS\*

Patients seen in 24 months	Total	Change since previous quarter
Quarter ending September 2017	64	
Quarter ending December 2017	60	↓
Quarter ending March 2018	58	↓
Quarter ending June 2018	59	→
Quarter ending September 2018	52	↓
<b>Variance since September 2017</b>	<b>(18.8%)</b>	<b>↓</b>



## ACTIVITY



Adjusted Scheduled Activity (UDA)		
Month	2018	2019
April	1	9
May	1	16
June	19	20
July	28	23
August	46	23
September	66	23
October	81	
November	100	
December	104	
January	104	
February	116	
March	165	
April	165	
May	165	
June	165	

## QUALITY

	Quantity	Base Number	Contract	AT	Region	England
% of FP17s for the same patient ID Re-attending within 3 months - Children	1	12	8.3%	9.3%	11.1%	11.6%
% of FP17s for the same patient ID Re-attending within 3 months - Adults	0	1	0.0%	14.9%	15.3%	15.5%
% of FP17s for the same patient ID Re-attending between 3 & 9 months - Children	5	12	41.7%	59.8%	61.1%	58.8%
% of FP17s for the same patient ID Re-attending between 3 & 9 months - Adults	1	1	100.0%	51.6%	52.3%	51.1%
% of FP17s for Band 1 Urgent Courses	0	13	0.0%	9.4%	9.5%	9.0%
% of FP17s Relating to Free Repair or Replacements	0	13	0.0%	0.5%	0.7%	0.8%
% of FP17s Relating to Continuations	0	13	0.0%	0.8%	0.8%	0.9%
% of Patients satisfied with the dentistry they have received	0	0	N/A	92.5%	93.6%	93.3%
% of Patients satisfied with the time they had to wait for an appointment	0	0	N/A	89.8%	88.8%	88.9%

\* This is based on patients treated on this contract for their most recent course of treatment. Figures in italics indicate the base number of FP17s or Patient Questionnaire responses are less than 100. N/A is shown where the base number of responses is less than 10 during the period. % is calculated as Quantity/Base number\*100

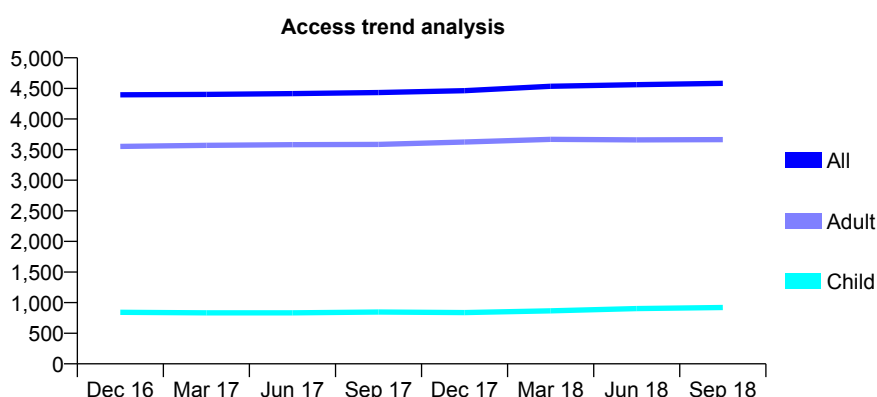
# Q68 - Vital Signs At a Glance Contract Report for 921807/0001 - September 2018

Name or company name	MR RJ CURTIS
Contract type name	GDS Contract
Purpose of contract	General
Contract start date	01/04/2006
Contract end date	

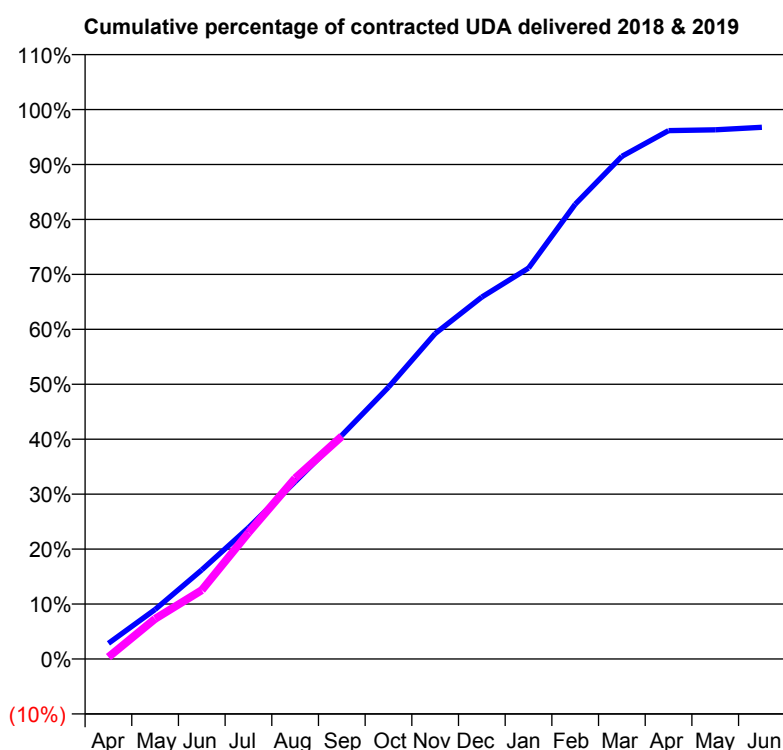
18/19 Contracted general activity (UDA)	13,645
Carry forward general activity (UDA)	440
18/19 Contracted orthodontic activity (UOA)	0
Carry forward orthodontic activity (UOA)	0
Baseline contract value	£311,435.93

## ACCESS\*

Patients seen in 24 months	Total	Change since previous quarter
Quarter ending September 2017	4,432	
Quarter ending December 2017	4,462	→
Quarter ending March 2018	4,534	→
Quarter ending June 2018	4,561	→
Quarter ending September 2018	4,583	→
<b>Variance since September 2017</b>	<b>3.4%</b>	<b>↑</b>



## ACTIVITY



Adjusted Scheduled Activity (UDA)		
Month	2018	2019
April	389	48
May	1,231	998
June	2,213	1,711
July	3,260	3,136
August	4,401	4,489
September	5,554	5,532
October	6,749	
November	8,080	
December	8,988	
January	9,706	
February	11,294	
March	12,482	
April	13,120	
May	13,141	
June	13,205	

## QUALITY

	Quantity	Base Number	Contract	AT	Region	England
% of FP17s for the same patient ID Re-attending within 3 months - Children	27	717	3.8%	9.3%	11.1%	11.6%
% of FP17s for the same patient ID Re-attending within 3 months - Adults	351	2,832	12.4%	14.9%	15.3%	15.5%
% of FP17s for the same patient ID Re-attending between 3 & 9 months - Children	480	717	66.9%	59.8%	61.1%	58.8%
% of FP17s for the same patient ID Re-attending between 3 & 9 months - Adults	1,795	2,832	63.4%	51.6%	52.3%	51.1%
% of FP17s for Band 1 Urgent Courses	130	3,209	4.1%	9.4%	9.5%	9.0%
% of FP17s Relating to Free Repair or Replacements	10	3,209	0.3%	0.5%	0.7%	0.8%
% of FP17s Relating to Continuations	68	3,209	2.1%	0.8%	0.8%	0.9%
% of Patients satisfied with the dentistry they have received	4	5	N/A	92.5%	93.6%	93.3%
% of Patients satisfied with the time they had to wait for an appointment	3	5	N/A	89.8%	88.8%	88.9%

\* This is based on patients treated on this contract for their most recent course of treatment. Figures in italics indicate the base number of FP17s or Patient Questionnaire responses are less than 100. N/A is shown where the base number of responses is less than 10 during the period. % is calculated as Quantity/Base number\*100

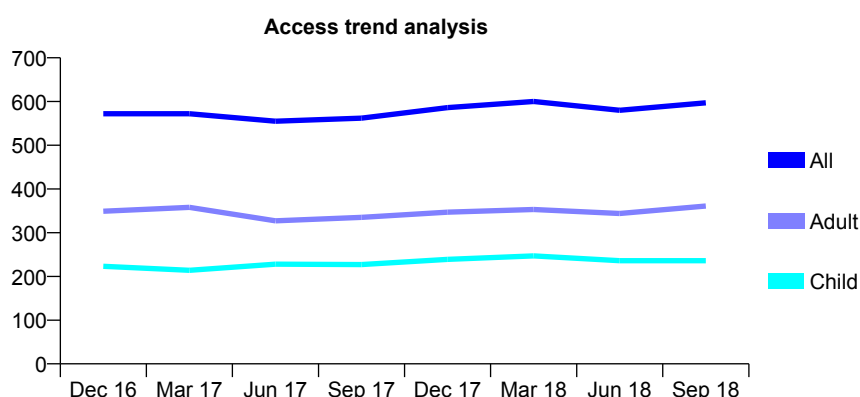
# Q68 - Vital Signs At a Glance Contract Report for 929255/0001 - September 2018

Name or company name	MISS SR YOUSEF
Contract type name	GDS Contract
Purpose of contract	General
Contract start date	01/04/2006
Contract end date	

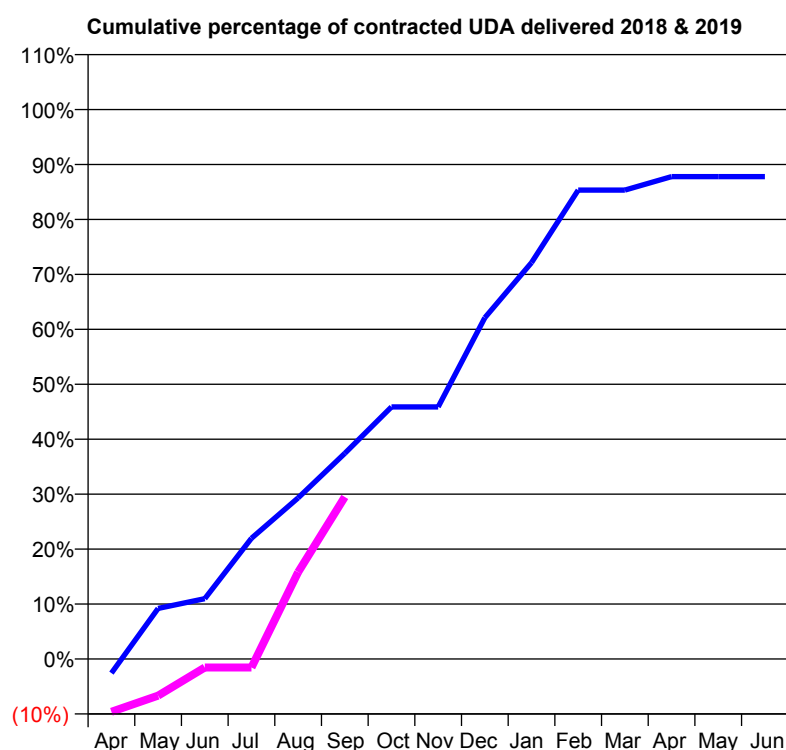
18/19 Contracted general activity (UDA)	1,311
Carry forward general activity (UDA)	160
18/19 Contracted orthodontic activity (UOA)	0
Carry forward orthodontic activity (UOA)	0
Baseline contract value	£29,716.93

## ACCESS\*

Patients seen in 24 months	Total	Change since previous quarter
Quarter ending September 2017	562	
Quarter ending December 2017	586	↑
Quarter ending March 2018	600	↑
Quarter ending June 2018	580	↓
Quarter ending September 2018	597	↑
<b>Variance since September 2017</b>	<b>6.2%</b>	<b>↑</b>



## ACTIVITY



Adjusted Scheduled Activity (UDA)		
Month	2018	2019
April	-34	-126
May	121	-88
June	144	-21
July	288	-21
August	384	207
September	491	387
October	601	
November	601	
December	814	
January	946	
February	1,119	
March	1,119	
April	1,151	
May	1,151	
June	1,151	

## QUALITY

	Quantity	Base Number	Contract	AT	Region	England
% of FP17s for the same patient ID Re-attending within 3 months - Children	7	146	4.8%	9.3%	11.1%	11.6%
% of FP17s for the same patient ID Re-attending within 3 months - Adults	26	259	10.0%	14.9%	15.3%	15.5%
% of FP17s for the same patient ID Re-attending between 3 & 9 months - Children	56	146	38.4%	59.8%	61.1%	58.8%
% of FP17s for the same patient ID Re-attending between 3 & 9 months - Adults	90	259	34.7%	51.6%	52.3%	51.1%
% of FP17s for Band 1 Urgent Courses	24	387	6.2%	9.4%	9.5%	9.0%
% of FP17s Relating to Free Repair or Replacements	0	387	0.0%	0.5%	0.7%	0.8%
% of FP17s Relating to Continuations	8	387	2.1%	0.8%	0.8%	0.9%
% of Patients satisfied with the dentistry they have received	0	0	N/A	92.5%	93.6%	93.3%
% of Patients satisfied with the time they had to wait for an appointment	0	0	N/A	89.8%	88.8%	88.9%

\* This is based on patients treated on this contract for their most recent course of treatment. Figures in italics indicate the base number of FP17s or Patient Questionnaire responses are less than 100. N/A is shown where the base number of responses is less than 10 during the period. % is calculated as Quantity/Base number\*100

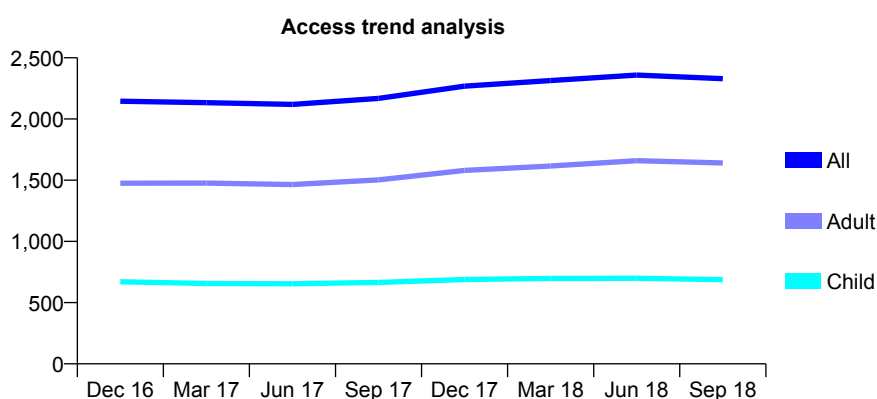
## Q68 - Vital Signs At a Glance Contract Report for 931888/0001 - September 2018

Name or company name	MRS JN MASON
Contract type name	GDS Contract
Purpose of contract	General
Contract start date	01/04/2006
Contract end date	

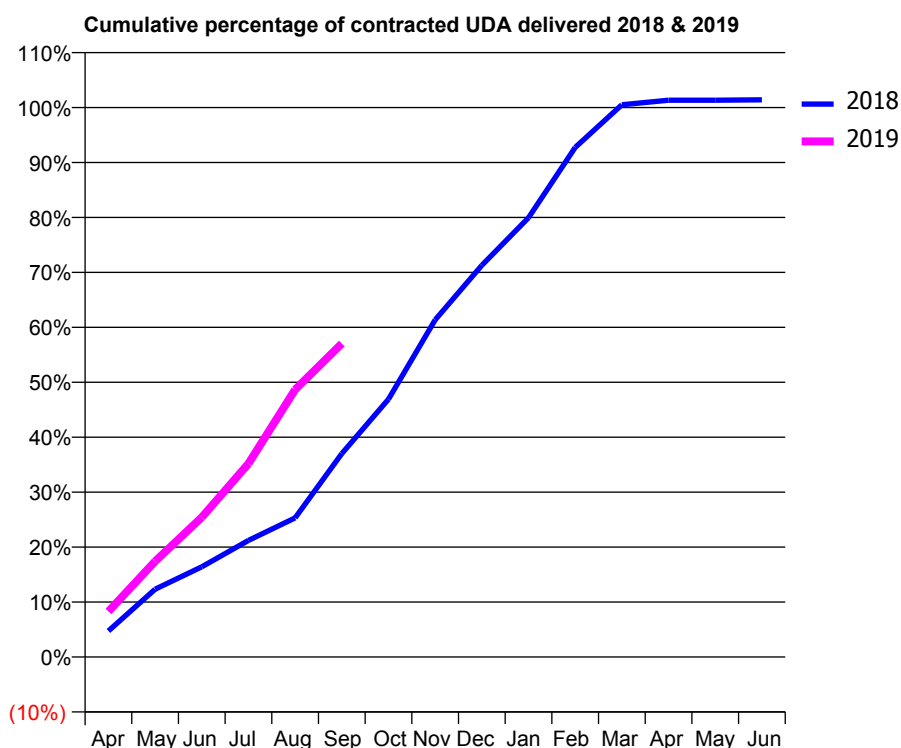
18/19 Contracted general activity (UDA)	4,652
Carry forward general activity (UDA)	0
18/19 Contracted orthodontic activity (UOA)	0
Carry forward orthodontic activity (UOA)	0
Baseline contract value	£108,721.58

### ACCESS\*

Patients seen in 24 months	Total	Change since previous quarter
Quarter ending September 2017	2,168	
Quarter ending December 2017	2,269	↑
Quarter ending March 2018	2,314	→
Quarter ending June 2018	2,359	→
Quarter ending September 2018	2,329	↓
<b>Variance since September 2017</b>	<b>7.4%</b>	<b>↑</b>



### ACTIVITY



Adjusted Scheduled Activity (UDA)		
Month	2018	2019
April	220	386
May	574	810
June	763	1,182
July	987	1,638
August	1,178	2,264
September	1,722	2,654
October	2,183	
November	2,855	
December	3,317	
January	3,719	
February	4,314	
March	4,675	
April	4,714	
May	4,714	
June	4,717	

### QUALITY

	Quantity	Base Number	Contract	AT	Region	England
% of FP17s for the same patient ID Re-attending within 3 months - Children	41	543	7.6%	9.3%	11.1%	11.6%
% of FP17s for the same patient ID Re-attending within 3 months - Adults	184	1,259	14.6%	14.9%	15.3%	15.5%
% of FP17s for the same patient ID Re-attending between 3 & 9 months - Children	384	543	70.7%	59.8%	61.1%	58.8%
% of FP17s for the same patient ID Re-attending between 3 & 9 months - Adults	759	1,259	60.3%	51.6%	52.3%	51.1%
% of FP17s for Band 1 Urgent Courses	55	1,279	4.3%	9.4%	9.5%	9.0%
% of FP17s Relating to Free Repair or Replacements	4	1,279	0.3%	0.5%	0.7%	0.8%
% of FP17s Relating to Continuations	35	1,279	2.7%	0.8%	0.8%	0.9%
% of Patients satisfied with the dentistry they have received	2	2	N/A	92.5%	93.6%	93.3%
% of Patients satisfied with the time they had to wait for an appointment	2	2	N/A	89.8%	88.8%	88.9%

\* This is based on patients treated on this contract for their most recent course of treatment. Figures in italics indicate the base number of FP17s or Patient Questionnaire responses are less than 100. N/A is shown where the base number of responses is less than 10 during the period. % is calculated as Quantity/Base number\*100

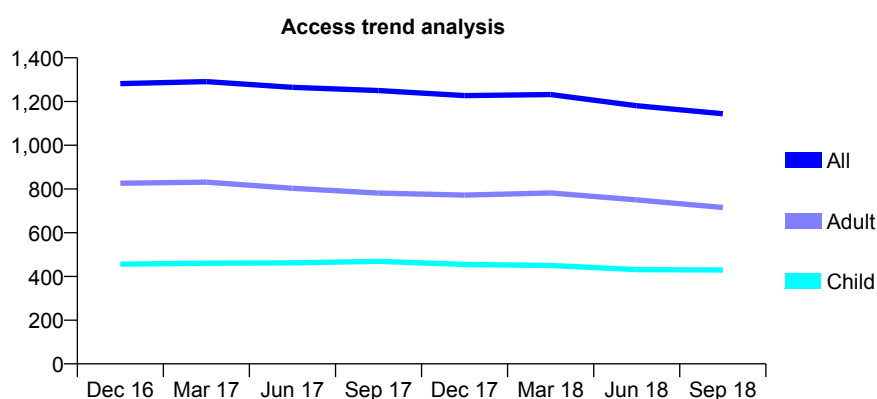
## Q68 - Vital Signs At a Glance Contract Report for 932515/0003 - September 2018

Name or company name	Church Road Dental Practice
Contract type name	GDS Contract
Purpose of contract	General
Contract start date	01/04/2006
Contract end date	

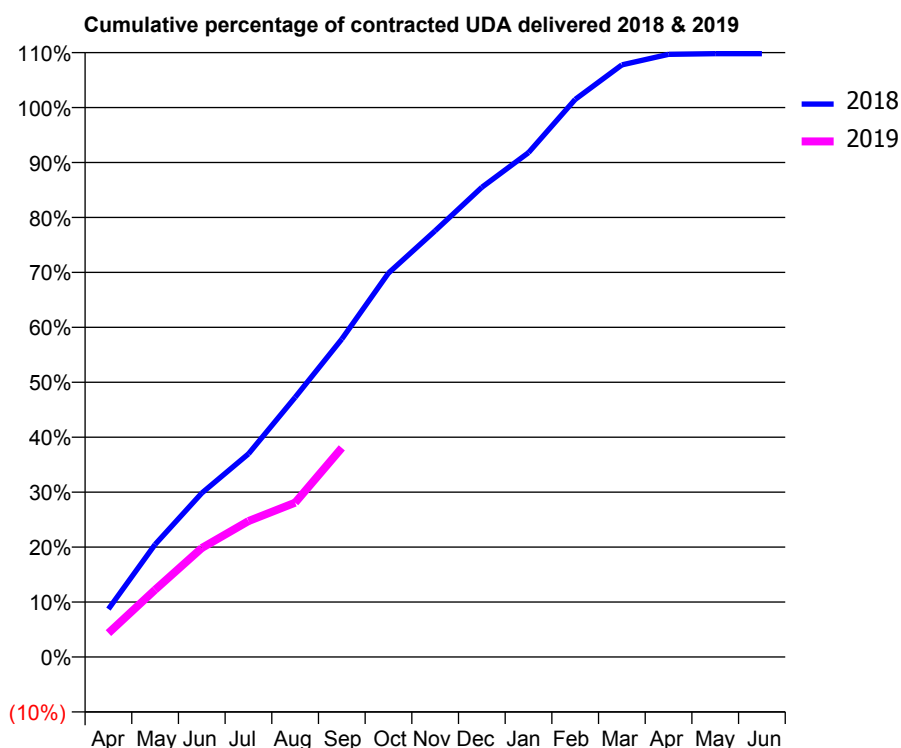
18/19 Contracted general activity (UDA)	3,568
Carry forward general activity (UDA)	0
18/19 Contracted orthodontic activity (UOA)	0
Carry forward orthodontic activity (UOA)	0
Baseline contract value	£108,036.22

### ACCESS\*

Patients seen in 24 months	Total	Change since previous quarter
Quarter ending September 2017	1,250	
Quarter ending December 2017	1,227	↓
Quarter ending March 2018	1,232	→
Quarter ending June 2018	1,181	↓
Quarter ending September 2018	1,144	↓
<b>Variance since September 2017</b>	<b>(8.5%)</b>	<b>↓</b>



### ACTIVITY



Adjusted Scheduled Activity (UDA)		
Month	2018	2019
April	311	155
May	731	437
June	1,065	707
July	1,319	882
August	1,687	1,003
September	2,065	1,358
October	2,493	
November	2,768	
December	3,050	
January	3,275	
February	3,620	
March	3,845	
April	3,913	
May	3,917	
June	3,917	

### QUALITY

	Quantity	Base Number	Contract	AT	Region	England
% of FP17s for the same patient ID Re-attending within 3 months - Children	8	195	4.1%	9.3%	11.1%	11.6%
% of FP17s for the same patient ID Re-attending within 3 months - Adults	65	394	16.5%	14.9%	15.3%	15.5%
% of FP17s for the same patient ID Re-attending between 3 & 9 months - Children	101	195	51.8%	59.8%	61.1%	58.8%
% of FP17s for the same patient ID Re-attending between 3 & 9 months - Adults	189	394	48.0%	51.6%	52.3%	51.1%
% of FP17s for Band 1 Urgent Courses	72	555	13.0%	9.4%	9.5%	9.0%
% of FP17s Relating to Free Repair or Replacements	0	555	0.0%	0.5%	0.7%	0.8%
% of FP17s Relating to Continuations	7	555	1.3%	0.8%	0.8%	0.9%
% of Patients satisfied with the dentistry they have received	1	1	N/A	92.5%	93.6%	93.3%
% of Patients satisfied with the time they had to wait for an appointment	1	1	N/A	89.8%	88.8%	88.9%

\* This is based on patients treated on this contract for their most recent course of treatment. Figures in italics indicate the base number of FP17s or Patient Questionnaire responses are less than 100. N/A is shown where the base number of responses is less than 10 during the period. % is calculated as Quantity/Base number\*100

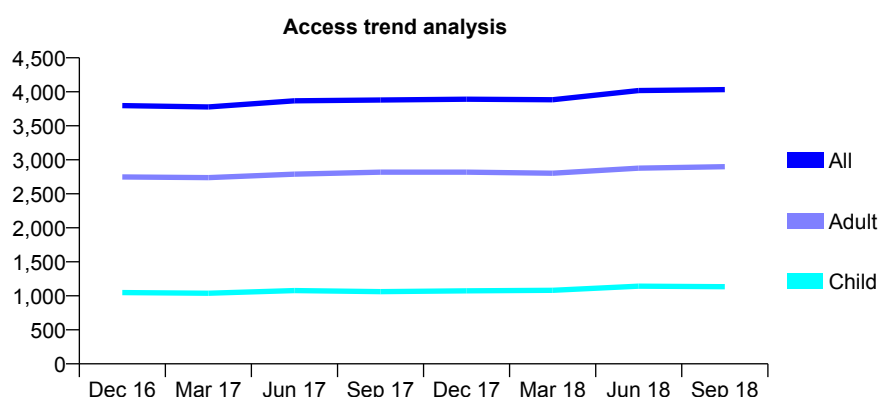
# Q68 - Vital Signs At a Glance Contract Report for 932752/0003 - September 2018

Name or company name	MRS A CASTELLHEIM GHAREH
Contract type name	GDS Contract
Purpose of contract	General
Contract start date	01/01/2008
Contract end date	

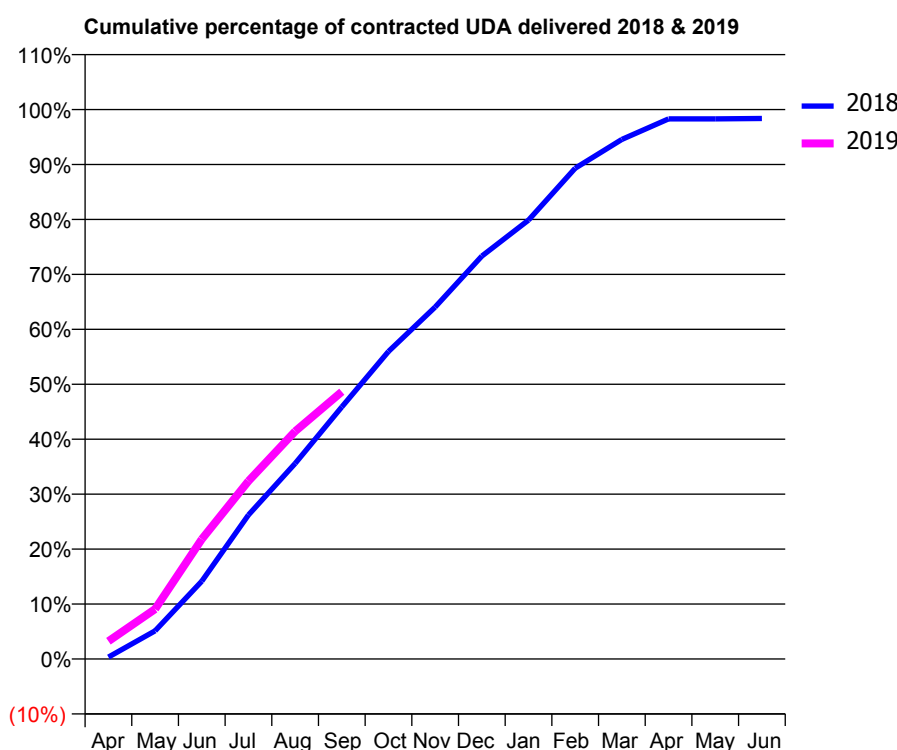
18/19 Contracted general activity (UDA)	10,670
Carry forward general activity (UDA)	207
18/19 Contracted orthodontic activity (UOA)	0
Carry forward orthodontic activity (UOA)	0
Baseline contract value	£304,346.74

## ACCESS\*

Patients seen in 24 months	Total	Change since previous quarter
Quarter ending September 2017	3,880	
Quarter ending December 2017	3,892	→
Quarter ending March 2018	3,884	→
Quarter ending June 2018	4,019	↑
Quarter ending September 2018	4,033	→
<b>Variance since September 2017</b>	<b>3.9%</b>	<b>↑</b>



## ACTIVITY



Adjusted Scheduled Activity (UDA)		
Month	2018	2019
April	45	347
May	651	971
June	1,795	2,327
July	3,323	3,456
August	4,509	4,421
September	5,813	5,189
October	7,090	
November	8,116	
December	9,290	
January	10,122	
February	11,315	
March	11,980	
April	12,455	
May	12,455	
June	12,463	

## QUALITY

	Quantity	Base Number	Contract	AT	Region	England
% of FP17s for the same patient ID Re-attending within 3 months - Children	39	896	4.4%	9.3%	11.1%	11.6%
% of FP17s for the same patient ID Re-attending within 3 months - Adults	110	1,928	5.7%	14.9%	15.3%	15.5%
% of FP17s for the same patient ID Re-attending between 3 & 9 months - Children	574	896	64.1%	59.8%	61.1%	58.8%
% of FP17s for the same patient ID Re-attending between 3 & 9 months - Adults	1,061	1,928	55.0%	51.6%	52.3%	51.1%
% of FP17s for Band 1 Urgent Courses	116	2,628	4.4%	9.4%	9.5%	9.0%
% of FP17s Relating to Free Repair or Replacements	0	2,628	0.0%	0.5%	0.7%	0.8%
% of FP17s Relating to Continuations	0	2,628	0.0%	0.8%	0.8%	0.9%
% of Patients satisfied with the dentistry they have received	2	2	N/A	92.5%	93.6%	93.3%
% of Patients satisfied with the time they had to wait for an appointment	2	2	N/A	89.8%	88.8%	88.9%

\* This is based on patients treated on this contract for their most recent course of treatment. Figures in italics indicate the base number of FP17s or Patient Questionnaire responses are less than 100. N/A is shown where the base number of responses is less than 10 during the period. % is calculated as Quantity/Base number\*100



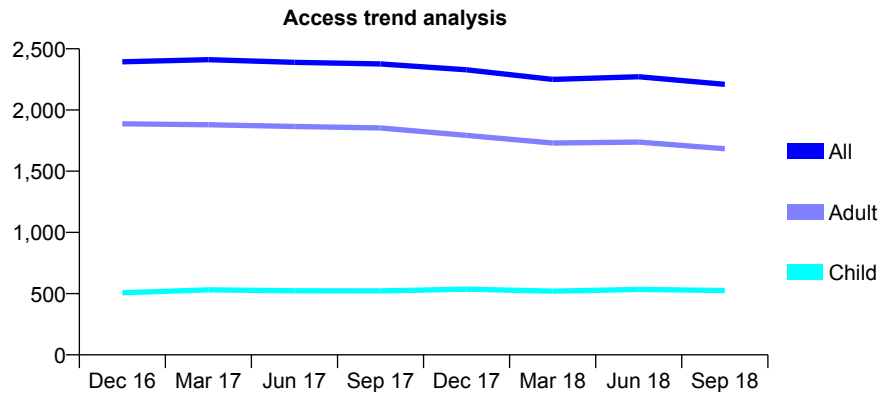
## Q68 - Vital Signs At a Glance Contract Report for 934941/0002 - September 2018

Name or company name	MISS M JADIDI
Contract type name	GDS Contract
Purpose of contract	General
Contract start date	01/04/2006
Contract end date	

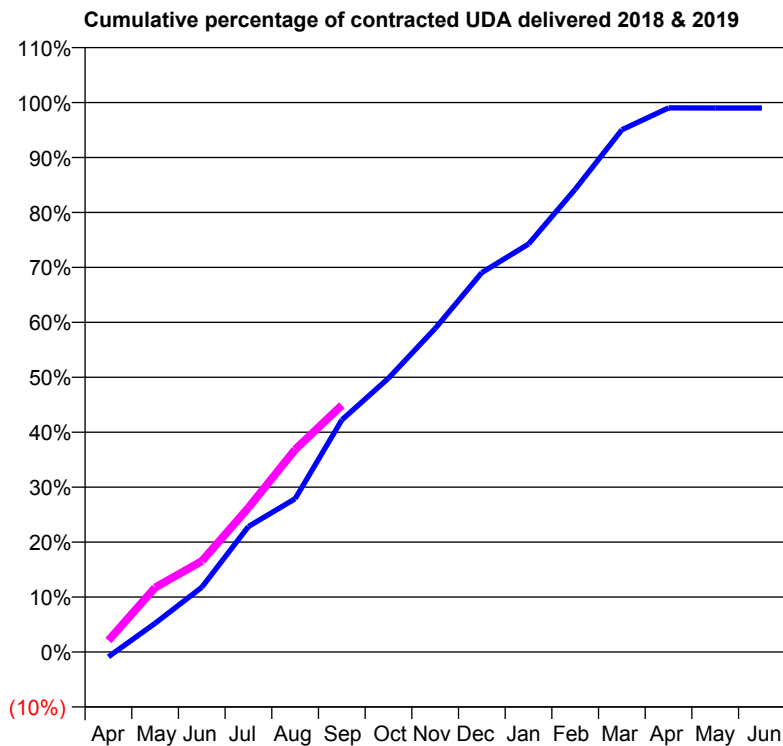
18/19 Contracted general activity (UDA)	5,290
Carry forward general activity (UDA)	53
18/19 Contracted orthodontic activity (UOA)	0
Carry forward orthodontic activity (UOA)	0
Baseline contract value	£129,253.14

### ACCESS\*

Patients seen in 24 months	Total	Change since previous quarter
Quarter ending September 2017	2,376	
Quarter ending December 2017	2,328	↓
Quarter ending March 2018	2,250	↓
Quarter ending June 2018	2,272	→
Quarter ending September 2018	2,210	↓
<b>Variance since September 2017</b>	<b>(7.0%)</b>	<b>↓</b>



### ACTIVITY



Adjusted Scheduled Activity (UDA)		
Month	2018	2019
April	-47	111
May	277	621
June	624	875
July	1,208	1,389
August	1,475	1,949
September	2,235	2,375
October	2,637	
November	3,115	
December	3,652	
January	3,928	
February	4,455	
March	5,028	
April	5,238	
May	5,237	
June	5,237	

### QUALITY

	Quantity	Base Number	Contract	AT	Region	England
% of FP17s for the same patient ID Re-attending within 3 months - Children	6	431	1.4%	9.3%	11.1%	11.6%
% of FP17s for the same patient ID Re-attending within 3 months - Adults	88	1,164	7.6%	14.9%	15.3%	15.5%
% of FP17s for the same patient ID Re-attending between 3 & 9 months - Children	298	431	69.1%	59.8%	61.1%	58.8%
% of FP17s for the same patient ID Re-attending between 3 & 9 months - Adults	755	1,164	64.9%	51.6%	52.3%	51.1%
% of FP17s for Band 1 Urgent Courses	90	1,467	6.1%	9.4%	9.5%	9.0%
% of FP17s Relating to Free Repair or Replacements	9	1,467	0.6%	0.5%	0.7%	0.8%
% of FP17s Relating to Continuations	1	1,467	0.1%	0.8%	0.8%	0.9%
% of Patients satisfied with the dentistry they have received	0	0	N/A	92.5%	93.6%	93.3%
% of Patients satisfied with the time they had to wait for an appointment	0	0	N/A	89.8%	88.8%	88.9%

\* This is based on patients treated on this contract for their most recent course of treatment. Figures in italics indicate the base number of FP17s or Patient Questionnaire responses are less than 100. N/A is shown where the base number of responses is less than 10 during the period. % is calculated as Quantity/Base number\*100

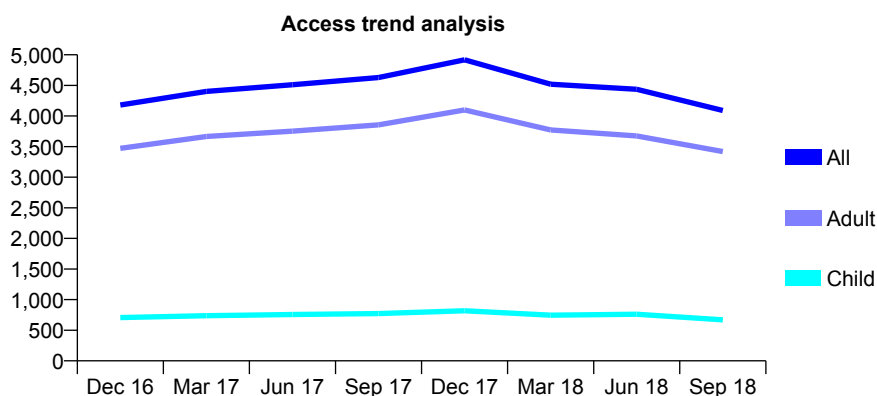
## Q68 - Vital Signs At a Glance Contract Report for 937479/0001 - September 2018

Name or company name	Mr A Pitchforth and Miss M Elalami
Contract type name	GDS Contract
Purpose of contract	General
Contract start date	01/04/2006
Contract end date	

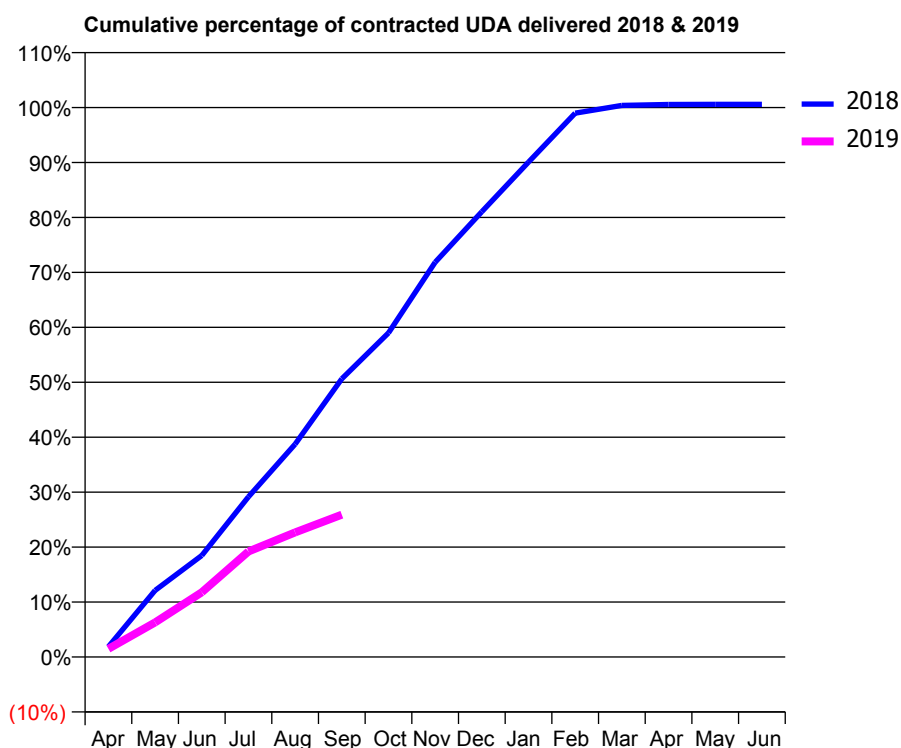
18/19 Contracted general activity (UDA)	12,952
Carry forward general activity (UDA)	0
18/19 Contracted orthodontic activity (UOA)	0
Carry forward orthodontic activity (UOA)	0
Baseline contract value	£305,811.11

### ACCESS\*

Patients seen in 24 months	Total	Change since previous quarter
Quarter ending September 2017	4,629	
Quarter ending December 2017	4,919	↑
Quarter ending March 2018	4,519	↓
Quarter ending June 2018	4,436	↓
Quarter ending September 2018	4,091	↓
<b>Variance since September 2017</b>	<b>(11.6%)</b>	↓



### ACTIVITY



Adjusted Scheduled Activity (UDA)		
Month	2018	2019
April	243	194
May	1,569	815
June	2,392	1,525
July	3,776	2,487
August	5,019	2,938
September	6,557	3,357
October	7,638	
November	9,305	
December	10,496	
January	11,666	
February	12,817	
March	13,001	
April	13,022	
May	13,026	
June	13,025	

### QUALITY

	Quantity	Base Number	Contract	AT	Region	England
% of FP17s for the same patient ID Re-attending within 3 months - Children	13	391	3.3%	9.3%	11.1%	11.6%
% of FP17s for the same patient ID Re-attending within 3 months - Adults	109	1,077	10.1%	14.9%	15.3%	15.5%
% of FP17s for the same patient ID Re-attending between 3 & 9 months - Children	195	391	49.9%	59.8%	61.1%	58.8%
% of FP17s for the same patient ID Re-attending between 3 & 9 months - Adults	545	1,077	50.6%	51.6%	52.3%	51.1%
% of FP17s for Band 1 Urgent Courses	118	1,462	8.1%	9.4%	9.5%	9.0%
% of FP17s Relating to Free Repair or Replacements	0	1,462	0.0%	0.5%	0.7%	0.8%
% of FP17s Relating to Continuations	4	1,462	0.3%	0.8%	0.8%	0.9%
% of Patients satisfied with the dentistry they have received	7	7	N/A	92.5%	93.6%	93.3%
% of Patients satisfied with the time they had to wait for an appointment	7	7	N/A	89.8%	88.8%	88.9%

\* This is based on patients treated on this contract for their most recent course of treatment. Figures in italics indicate the base number of FP17s or Patient Questionnaire responses are less than 100. N/A is shown where the base number of responses is less than 10 during the period. % is calculated as Quantity/Base number\*100

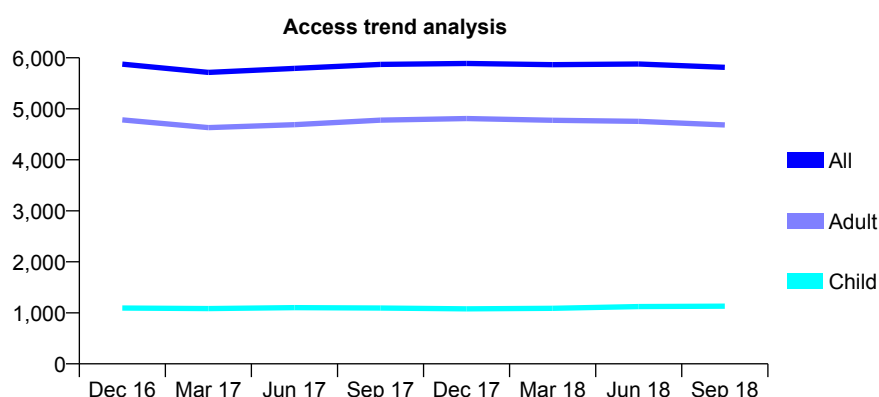
# Q68 - Vital Signs At a Glance Contract Report for 937479/0003 - September 2018

Name or company name	Springfield Road Dental Surgery
Contract type name	GDS Contract
Purpose of contract	General
Contract start date	01/04/2006
Contract end date	

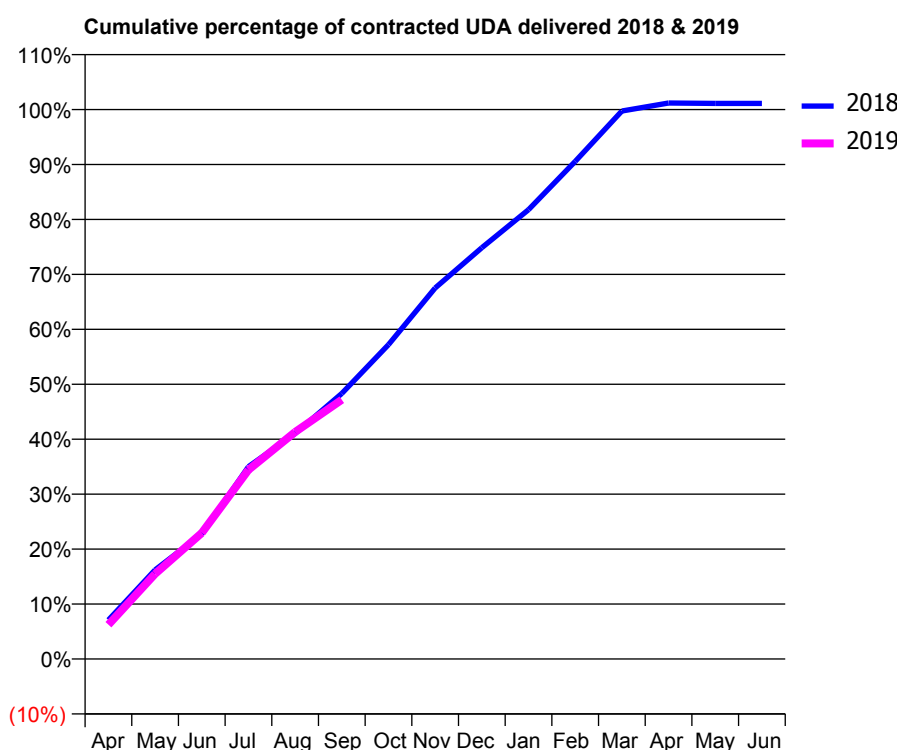
18/19 Contracted general activity (UDA)	19,978
Carry forward general activity (UDA)	0
18/19 Contracted orthodontic activity (UOA)	0
Carry forward orthodontic activity (UOA)	0
Baseline contract value	£476,617.42

## ACCESS\*

Patients seen in 24 months	Total	Change since previous quarter
Quarter ending September 2017	5,871	
Quarter ending December 2017	5,888	→
Quarter ending March 2018	5,866	→
Quarter ending June 2018	5,878	→
Quarter ending September 2018	5,814	↓
<b>Variance since September 2017</b>	<b>(1.0%)</b>	→



## ACTIVITY



Adjusted Scheduled Activity (UDA)		
Month	2018	2019
April	1,418	1,248
May	3,240	3,094
June	4,547	4,583
July	6,994	6,876
August	8,200	8,252
September	9,655	9,425
October	11,429	
November	13,488	
December	14,956	
January	16,333	
February	18,093	
March	19,923	
April	20,213	
May	20,200	
June	20,200	

## QUALITY

	Quantity	Base Number	Contract	AT	Region	England
% of FP17s for the same patient ID Re-attending within 3 months - Children	52	786	6.6%	9.3%	11.1%	11.6%
% of FP17s for the same patient ID Re-attending within 3 months - Adults	482	3,200	15.1%	14.9%	15.3%	15.5%
% of FP17s for the same patient ID Re-attending between 3 & 9 months - Children	428	786	54.5%	59.8%	61.1%	58.8%
% of FP17s for the same patient ID Re-attending between 3 & 9 months - Adults	1,645	3,200	51.4%	51.6%	52.3%	51.1%
% of FP17s for Band 1 Urgent Courses	447	3,885	11.5%	9.4%	9.5%	9.0%
% of FP17s Relating to Free Repair or Replacements	48	3,885	1.2%	0.5%	0.7%	0.8%
% of FP17s Relating to Continuations	48	3,885	1.2%	0.8%	0.8%	0.9%
% of Patients satisfied with the dentistry they have received	4	4	N/A	92.5%	93.6%	93.3%
% of Patients satisfied with the time they had to wait for an appointment	3	4	N/A	89.8%	88.8%	88.9%

\* This is based on patients treated on this contract for their most recent course of treatment. Figures in italics indicate the base number of FP17s or Patient Questionnaire responses are less than 100. N/A is shown where the base number of responses is less than 10 during the period. % is calculated as Quantity/Base number\*100

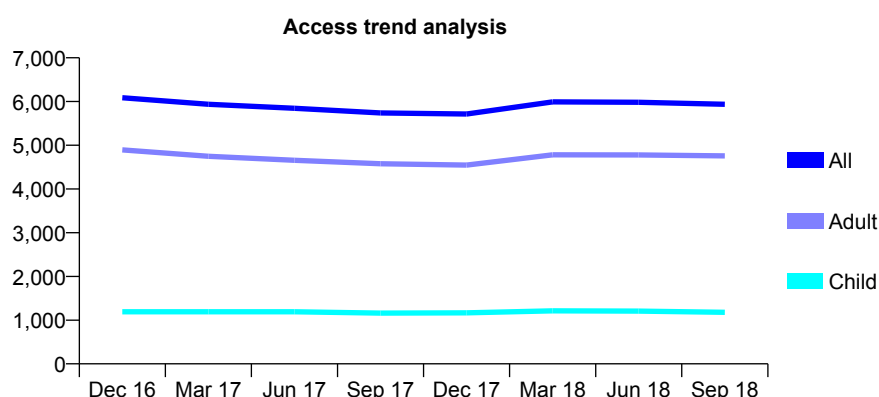
## Q68 - Vital Signs At a Glance Contract Report for 939730/0001 - September 2018

Name or company name	Montpelier Dental Care
Contract type name	GDS Contract
Purpose of contract	General
Contract start date	01/04/2006
Contract end date	

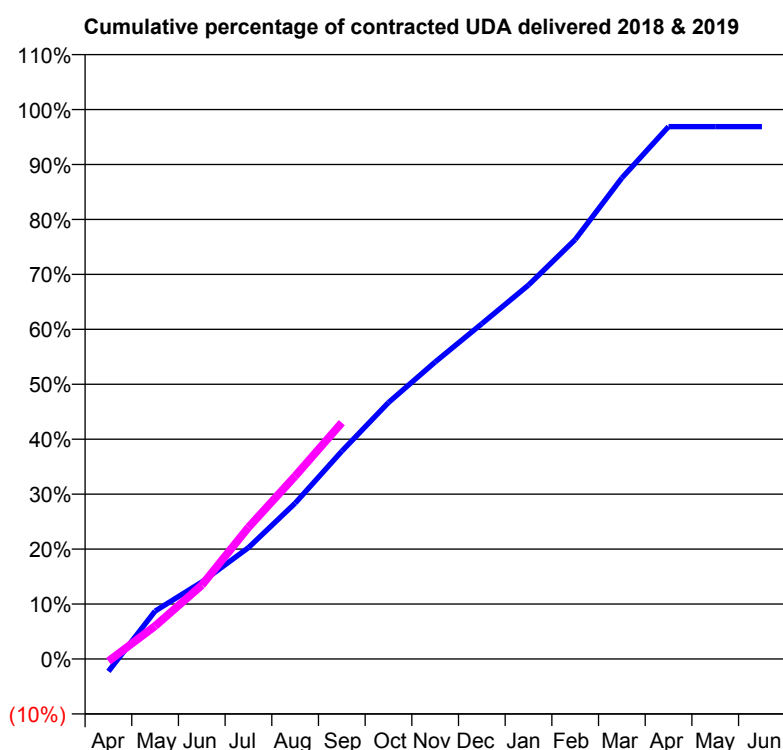
18/19 Contracted general activity (UDA)	16,305
Carry forward general activity (UDA)	507
18/19 Contracted orthodontic activity (UOA)	0
Carry forward orthodontic activity (UOA)	0
Baseline contract value	£438,741.40

### ACCESS\*

Patients seen in 24 months	Total	Change since previous quarter
Quarter ending September 2017	5,739	
Quarter ending December 2017	5,713	→
Quarter ending March 2018	5,993	↑
Quarter ending June 2018	5,984	→
Quarter ending September 2018	5,937	→
<b>Variance since September 2017</b>	<b>3.5%</b>	<b>↑</b>



### ACTIVITY



Adjusted Scheduled Activity (UDA)		
Month	2018	2019
April	-368	-71
May	1,423	979
June	2,287	2,190
July	3,307	3,908
August	4,623	5,428
September	6,166	7,014
October	7,612	
November	8,815	
December	9,949	
January	11,095	
February	12,446	
March	14,274	
April	15,799	
May	15,798	
June	15,798	

### QUALITY

	Quantity	Base Number	Contract	AT	Region	England
% of FP17s for the same patient ID Re-attending within 3 months - Children	50	643	7.8%	9.3%	11.1%	11.6%
% of FP17s for the same patient ID Re-attending within 3 months - Adults	533	2,727	19.5%	14.9%	15.3%	15.5%
% of FP17s for the same patient ID Re-attending between 3 & 9 months - Children	290	643	45.1%	59.8%	61.1%	58.8%
% of FP17s for the same patient ID Re-attending between 3 & 9 months - Adults	926	2,727	34.0%	51.6%	52.3%	51.1%
% of FP17s for Band 1 Urgent Courses	434	2,961	14.7%	9.4%	9.5%	9.0%
% of FP17s Relating to Free Repair or Replacements	9	2,961	0.3%	0.5%	0.7%	0.8%
% of FP17s Relating to Continuations	54	2,961	1.8%	0.8%	0.8%	0.9%
% of Patients satisfied with the dentistry they have received	2	2	N/A	92.5%	93.6%	93.3%
% of Patients satisfied with the time they had to wait for an appointment	2	2	N/A	89.8%	88.8%	88.9%

\* This is based on patients treated on this contract for their most recent course of treatment. Figures in italics indicate the base number of FP17s or Patient Questionnaire responses are less than 100. N/A is shown where the base number of responses is less than 10 during the period. % is calculated as Quantity/Base number\*100

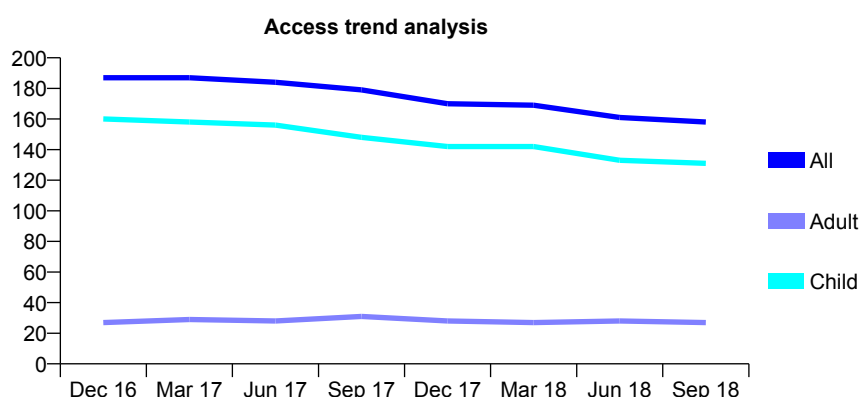
# Q68 - Vital Signs At a Glance Contract Report for 940720/0001 - September 2018

Name or company name	MR CR GOVES
Contract type name	GDS Contract
Purpose of contract	General
Contract start date	01/04/2006
Contract end date	

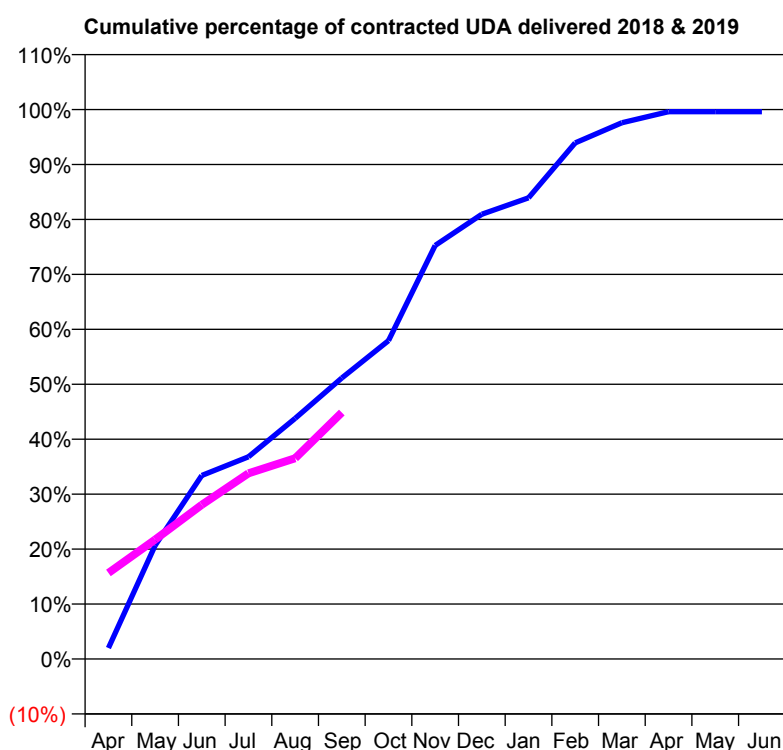
18/19 Contracted general activity (UDA)	300
Carry forward general activity (UDA)	1
18/19 Contracted orthodontic activity (UOA)	0
Carry forward orthodontic activity (UOA)	0
Baseline contract value	£6,759.86

## ACCESS\*

Patients seen in 24 months	Total	Change since previous quarter
Quarter ending September 2017	179	
Quarter ending December 2017	170	↓
Quarter ending March 2018	169	→
Quarter ending June 2018	161	↓
Quarter ending September 2018	158	↓
<b>Variance since September 2017</b>	<b>(11.7%)</b>	<b>↓</b>



## ACTIVITY



Adjusted Scheduled Activity (UDA)		
Month	2018	2019
April	6	47
May	62	65
June	100	84
July	110	101
August	131	110
September	153	135
October	174	
November	226	
December	243	
January	252	
February	282	
March	293	
April	299	
May	299	
June	299	

## QUALITY

	Quantity	Base Number	Contract	AT	Region	England
% of FP17s for the same patient ID Re-attending within 3 months - Children	5	110	4.5%	9.3%	11.1%	11.6%
% of FP17s for the same patient ID Re-attending within 3 months - Adults	0	0	N/A	14.9%	15.3%	15.5%
% of FP17s for the same patient ID Re-attending between 3 & 9 months - Children	76	110	69.1%	59.8%	61.1%	58.8%
% of FP17s for the same patient ID Re-attending between 3 & 9 months - Adults	0	0	N/A	51.6%	52.3%	51.1%
% of FP17s for Band 1 Urgent Courses	3	100	3.0%	9.4%	9.5%	9.0%
% of FP17s Relating to Free Repair or Replacements	0	100	0.0%	0.5%	0.7%	0.8%
% of FP17s Relating to Continuations	0	100	0.0%	0.8%	0.8%	0.9%
% of Patients satisfied with the dentistry they have received	0	0	N/A	92.5%	93.6%	93.3%
% of Patients satisfied with the time they had to wait for an appointment	0	0	N/A	89.8%	88.8%	88.9%

\* This is based on patients treated on this contract for their most recent course of treatment. Figures in italics indicate the base number of FP17s or Patient Questionnaire responses are less than 100. N/A is shown where the base number of responses is less than 10 during the period. % is calculated as Quantity/Base number\*100

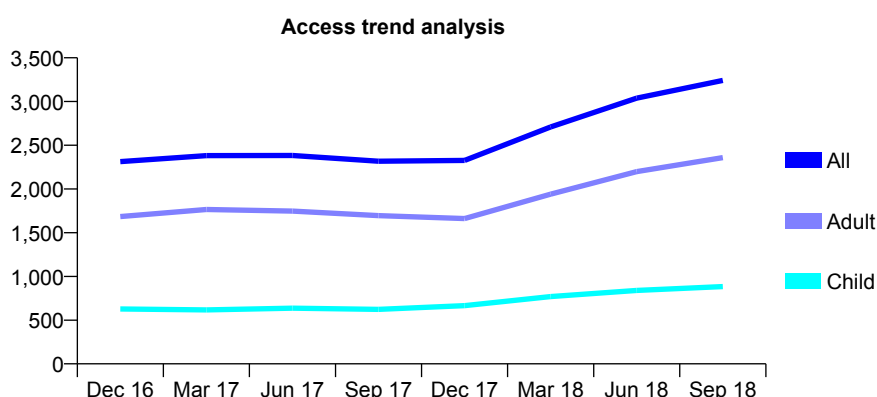
# Q68 - Vital Signs At a Glance Contract Report for 941719/0001 - September 2018

Name or company name	MISS F SHAMELI
Contract type name	GDS Contract
Purpose of contract	General
Contract start date	01/04/2006
Contract end date	

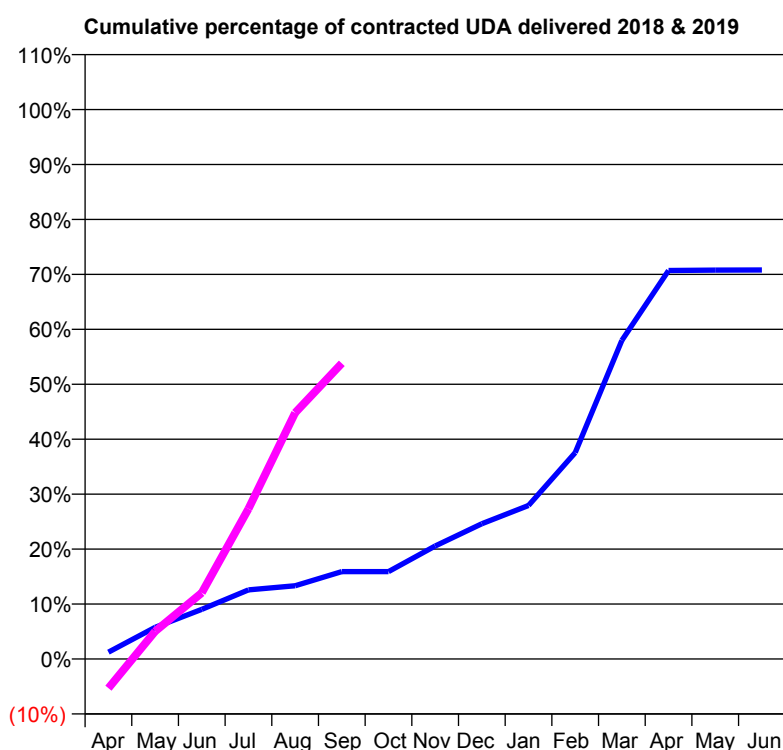
18/19 Contracted general activity (UDA)	7,000
Carry forward general activity (UDA)	665
18/19 Contracted orthodontic activity (UOA)	0
Carry forward orthodontic activity (UOA)	0
Baseline contract value	£167,083.38

## ACCESS\*

Patients seen in 24 months	Total	Change since previous quarter
Quarter ending September 2017	2,318	
Quarter ending December 2017	2,327	→
Quarter ending March 2018	2,710	↑
Quarter ending June 2018	3,038	↑
Quarter ending September 2018	3,242	↑
<b>Variance since September 2017</b>	<b>39.9%</b>	<b>↑</b>



## ACTIVITY



Adjusted Scheduled Activity (UDA)		
Month	2018	2019
April	88	-374
May	404	353
June	633	843
July	880	1,914
August	934	3,137
September	1,114	3,767
October	1,114	
November	1,440	
December	1,723	
January	1,955	
February	2,628	
March	4,058	
April	4,950	
May	4,955	
June	4,957	

## QUALITY

	Quantity	Base Number	Contract	AT	Region	England
% of FP17s for the same patient ID Re-attending within 3 months - Children	43	570	7.5%	9.3%	11.1%	11.6%
% of FP17s for the same patient ID Re-attending within 3 months - Adults	201	1,594	12.6%	14.9%	15.3%	15.5%
% of FP17s for the same patient ID Re-attending between 3 & 9 months - Children	233	570	40.9%	59.8%	61.1%	58.8%
% of FP17s for the same patient ID Re-attending between 3 & 9 months - Adults	294	1,594	18.4%	51.6%	52.3%	51.1%
% of FP17s for Band 1 Urgent Courses	216	1,912	11.3%	9.4%	9.5%	9.0%
% of FP17s Relating to Free Repair or Replacements	12	1,912	0.6%	0.5%	0.7%	0.8%
% of FP17s Relating to Continuations	22	1,912	1.2%	0.8%	0.8%	0.9%
% of Patients satisfied with the dentistry they have received	4	4	N/A	92.5%	93.6%	93.3%
% of Patients satisfied with the time they had to wait for an appointment	3	4	N/A	89.8%	88.8%	88.9%

\* This is based on patients treated on this contract for their most recent course of treatment. Figures in italics indicate the base number of FP17s or Patient Questionnaire responses are less than 100. N/A is shown where the base number of responses is less than 10 during the period. % is calculated as Quantity/Base number\*100

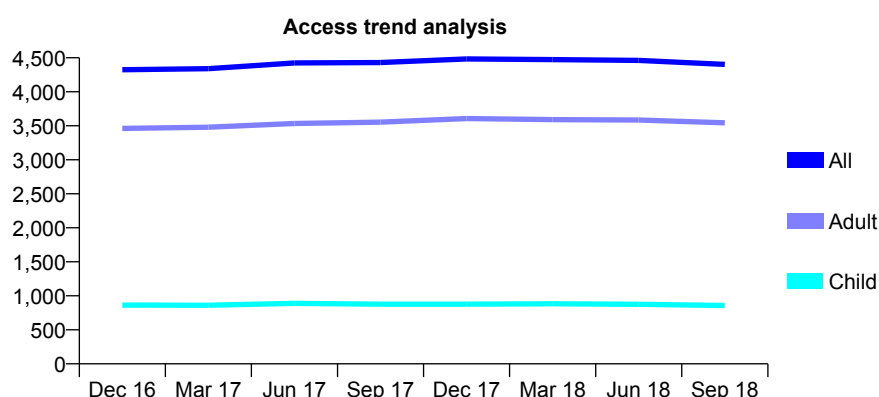
# Q68 - Vital Signs At a Glance Contract Report for 941964/0001 - September 2018

Name or company name	MR C OUALI
Contract type name	GDS Contract
Purpose of contract	General
Contract start date	17/06/2011
Contract end date	

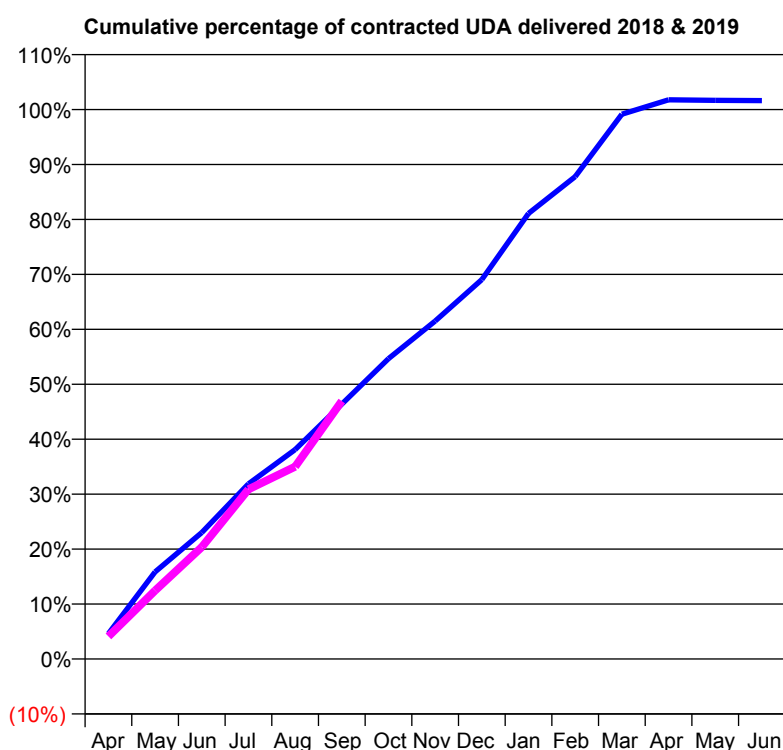
18/19 Contracted general activity (UDA)	13,410
Carry forward general activity (UDA)	0
18/19 Contracted orthodontic activity (UOA)	0
Carry forward orthodontic activity (UOA)	0
Baseline contract value	£364,397.80

## ACCESS\*

Patients seen in 24 months	Total	Change since previous quarter
Quarter ending September 2017	4,431	
Quarter ending December 2017	4,484	→
Quarter ending March 2018	4,474	→
Quarter ending June 2018	4,461	→
Quarter ending September 2018	4,403	↓
<b>Variance since September 2017</b>	<b>(0.6%)</b>	→



## ACTIVITY



Adjusted Scheduled Activity (UDA)		
Month	2018	2019
April	620	552
May	2,127	1,670
June	3,086	2,731
July	4,273	4,140
August	5,109	4,696
September	6,221	6,294
October	7,329	
November	8,246	
December	9,261	
January	10,872	
February	11,773	
March	13,295	
April	13,646	
May	13,634	
June	13,626	

## QUALITY

	Quantity	Base Number	Contract	AT	Region	England
% of FP17s for the same patient ID Re-attending within 3 months - Children	30	653	4.6%	9.3%	11.1%	11.6%
% of FP17s for the same patient ID Re-attending within 3 months - Adults	345	2,675	12.9%	14.9%	15.3%	15.5%
% of FP17s for the same patient ID Re-attending between 3 & 9 months - Children	497	653	76.1%	59.8%	61.1%	58.8%
% of FP17s for the same patient ID Re-attending between 3 & 9 months - Adults	1,785	2,675	66.7%	51.6%	52.3%	51.1%
% of FP17s for Band 1 Urgent Courses	149	3,146	4.7%	9.4%	9.5%	9.0%
% of FP17s Relating to Free Repair or Replacements	14	3,146	0.4%	0.5%	0.7%	0.8%
% of FP17s Relating to Continuations	0	3,146	0.0%	0.8%	0.8%	0.9%
% of Patients satisfied with the dentistry they have received	1	1	N/A	92.5%	93.6%	93.3%
% of Patients satisfied with the time they had to wait for an appointment	1	1	N/A	89.8%	88.8%	88.9%

\* This is based on patients treated on this contract for their most recent course of treatment. Figures in italics indicate the base number of FP17s or Patient Questionnaire responses are less than 100. N/A is shown where the base number of responses is less than 10 during the period. % is calculated as Quantity/Base number\*100



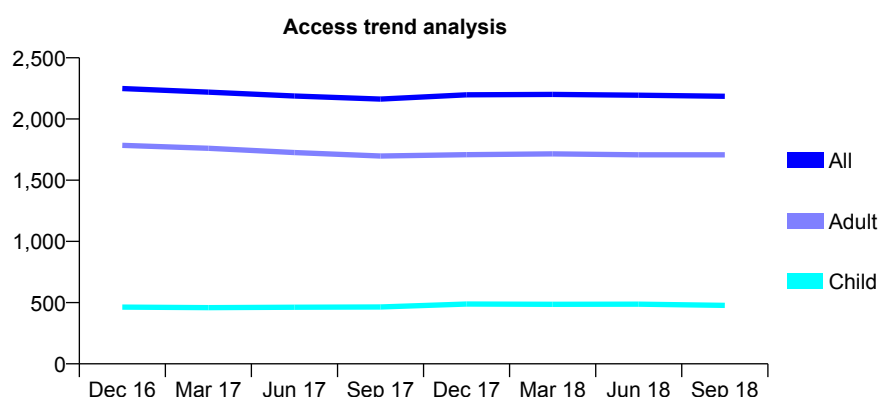
# Q68 - Vital Signs At a Glance Contract Report for 946273/0001 - September 2018

Name or company name	MR M GHOLAMI
Contract type name	GDS Contract
Purpose of contract	General
Contract start date	01/04/2006
Contract end date	

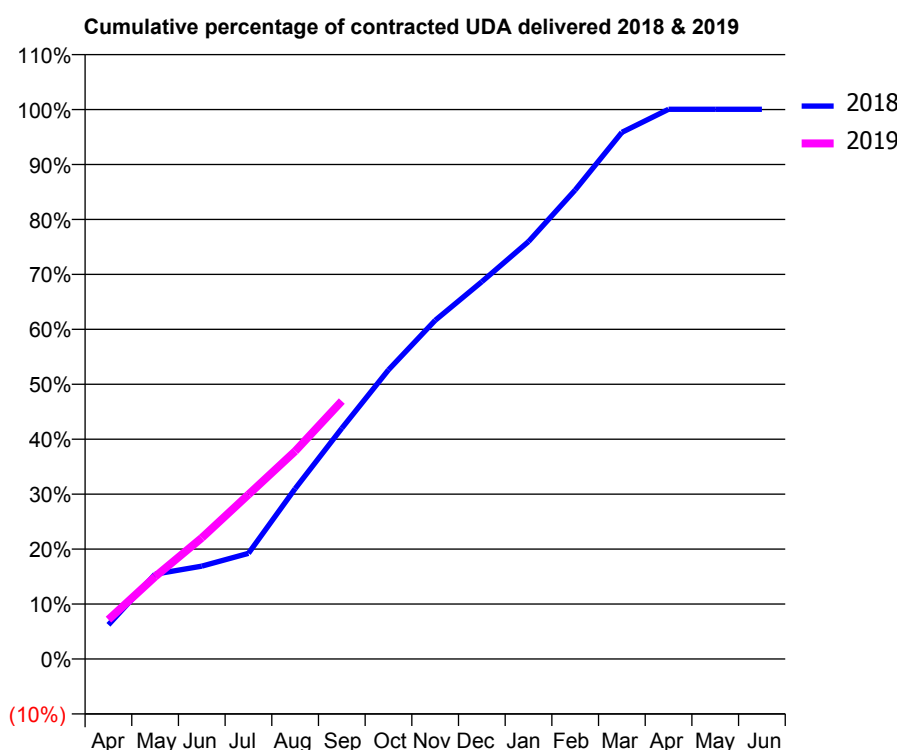
18/19 Contracted general activity (UDA)	9,495
Carry forward general activity (UDA)	0
18/19 Contracted orthodontic activity (UOA)	0
Carry forward orthodontic activity (UOA)	0
Baseline contract value	£256,456.51

## ACCESS\*

Patients seen in 24 months	Total	Change since previous quarter
Quarter ending September 2017	2,163	
Quarter ending December 2017	2,198	→
Quarter ending March 2018	2,201	→
Quarter ending June 2018	2,194	→
Quarter ending September 2018	2,186	→
<b>Variance since September 2017</b>	<b>1.1%</b>	<b>→</b>



## ACTIVITY



Adjusted Scheduled Activity (UDA)		
Month	2018	2019
April	591	681
May	1,466	1,422
June	1,605	2,093
July	1,826	2,843
August	2,943	3,590
September	3,987	4,457
October	4,995	
November	5,852	
December	6,520	
January	7,214	
February	8,104	
March	9,100	
April	9,499	
May	9,499	
June	9,499	

## QUALITY

	Quantity	Base Number	Contract	AT	Region	England
% of FP17s for the same patient ID Re-attending within 3 months - Children	14	373	3.8%	9.3%	11.1%	11.6%
% of FP17s for the same patient ID Re-attending within 3 months - Adults	204	1,370	14.9%	14.9%	15.3%	15.5%
% of FP17s for the same patient ID Re-attending between 3 & 9 months - Children	252	373	67.6%	59.8%	61.1%	58.8%
% of FP17s for the same patient ID Re-attending between 3 & 9 months - Adults	883	1,370	64.5%	51.6%	52.3%	51.1%
% of FP17s for Band 1 Urgent Courses	106	1,617	6.6%	9.4%	9.5%	9.0%
% of FP17s Relating to Free Repair or Replacements	0	1,617	0.0%	0.5%	0.7%	0.8%
% of FP17s Relating to Continuations	5	1,617	0.3%	0.8%	0.8%	0.9%
% of Patients satisfied with the dentistry they have received	2	2	N/A	92.5%	93.6%	93.3%
% of Patients satisfied with the time they had to wait for an appointment	2	2	N/A	89.8%	88.8%	88.9%

\* This is based on patients treated on this contract for their most recent course of treatment. Figures in italics indicate the base number of FP17s or Patient Questionnaire responses are less than 100. N/A is shown where the base number of responses is less than 10 during the period. % is calculated as Quantity/Base number\*100

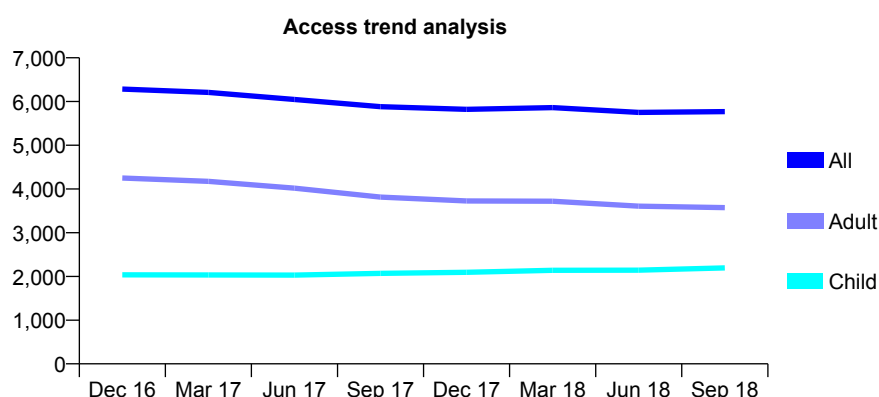
# Q68 - Vital Signs At a Glance Contract Report for 947822/0001 - September 2018

Name or company name	MR HS DHALIWAL
Contract type name	GDS Contract
Purpose of contract	General
Contract start date	01/04/2009
Contract end date	

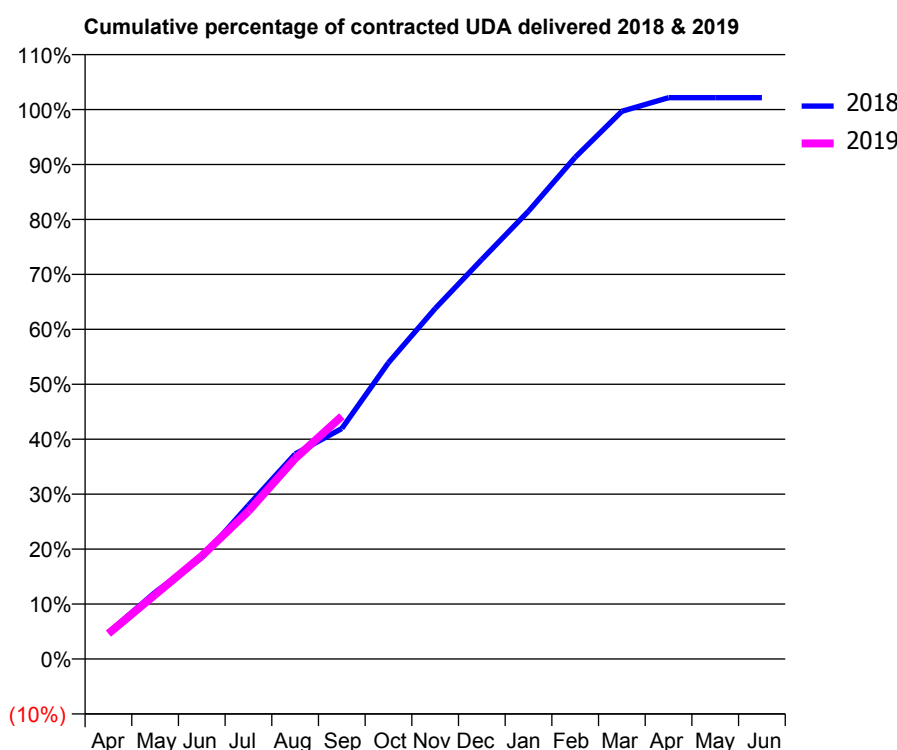
18/19 Contracted general activity (UDA)	13,500
Carry forward general activity (UDA)	0
18/19 Contracted orthodontic activity (UOA)	0
Carry forward orthodontic activity (UOA)	0
Baseline contract value	£366,853.39

## ACCESS\*

Patients seen in 24 months	Total	Change since previous quarter
Quarter ending September 2017	5,882	
Quarter ending December 2017	5,820	↓
Quarter ending March 2018	5,860	→
Quarter ending June 2018	5,750	↓
Quarter ending September 2018	5,768	→
<b>Variance since September 2017</b>	<b>(1.9%)</b>	<b>↓</b>



## ACTIVITY



Adjusted Scheduled Activity (UDA)		
Month	2018	2019
April	648	623
May	1,638	1,580
June	2,492	2,534
July	3,780	3,632
August	5,037	4,927
September	5,661	5,965
October	7,279	
November	8,611	
December	9,817	
January	11,002	
February	12,326	
March	13,456	
April	13,791	
May	13,791	
June	13,791	

## QUALITY

	Quantity	Base Number	Contract	AT	Region	England
% of FP17s for the same patient ID Re-attending within 3 months - Children	126	1,714	7.4%	9.3%	11.1%	11.6%
% of FP17s for the same patient ID Re-attending within 3 months - Adults	366	2,332	15.7%	14.9%	15.3%	15.5%
% of FP17s for the same patient ID Re-attending between 3 & 9 months - Children	1,032	1,714	60.2%	59.8%	61.1%	58.8%
% of FP17s for the same patient ID Re-attending between 3 & 9 months - Adults	1,267	2,332	54.3%	51.6%	52.3%	51.1%
% of FP17s for Band 1 Urgent Courses	335	3,831	8.7%	9.4%	9.5%	9.0%
% of FP17s Relating to Free Repair or Replacements	44	3,831	1.1%	0.5%	0.7%	0.8%
% of FP17s Relating to Continuations	46	3,831	1.2%	0.8%	0.8%	0.9%
% of Patients satisfied with the dentistry they have received	3	3	N/A	92.5%	93.6%	93.3%
% of Patients satisfied with the time they had to wait for an appointment	2	3	N/A	89.8%	88.8%	88.9%

\* This is based on patients treated on this contract for their most recent course of treatment. Figures in italics indicate the base number of FP17s or Patient Questionnaire responses are less than 100. N/A is shown where the base number of responses is less than 10 during the period. % is calculated as Quantity/Base number\*100

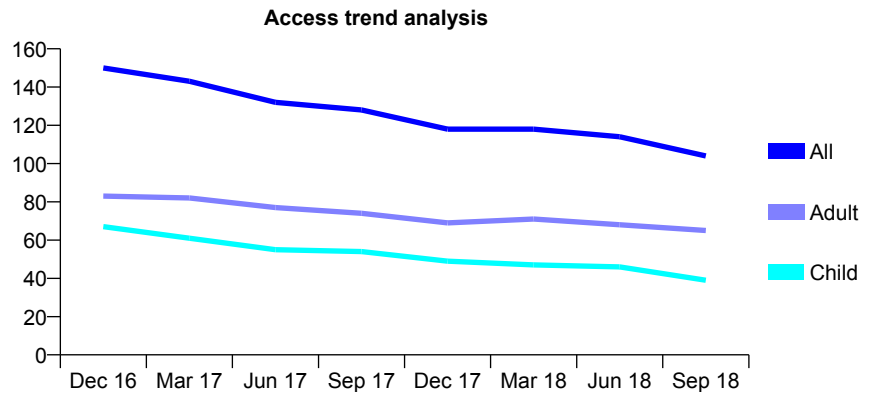
## Q68 - Vital Signs At a Glance Contract Report for 949469/0001 - September 2018

Name or company name	MR HC PAGE
Contract type name	GDS Contract
Purpose of contract	General
Contract start date	01/10/2010
Contract end date	

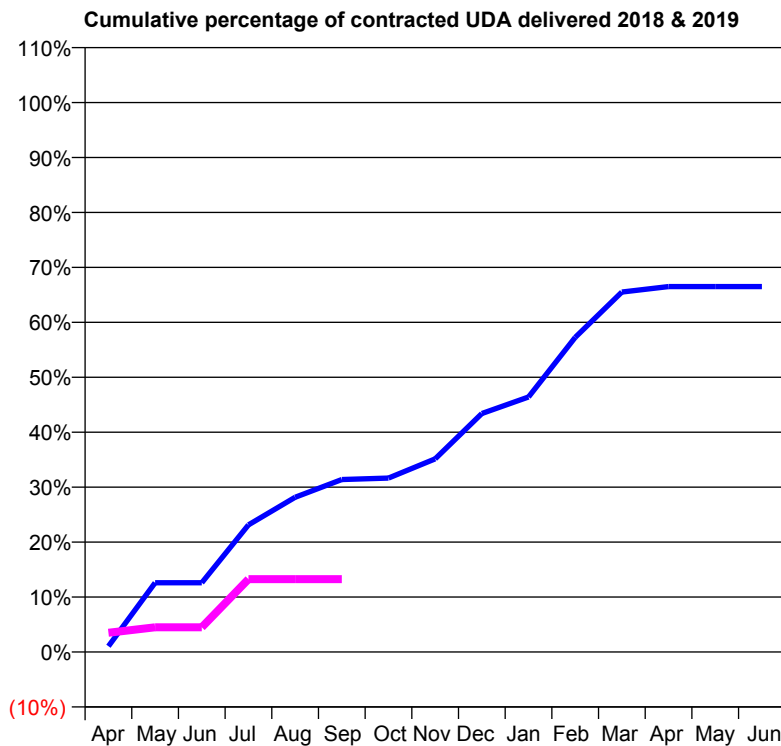
18/19 Contracted general activity (UDA)	400
Carry forward general activity (UDA)	0
18/19 Contracted orthodontic activity (UOA)	0
Carry forward orthodontic activity (UOA)	0
Baseline contract value	£11,974.34

### ACCESS\*

Patients seen in 24 months	Total	Change since previous quarter
Quarter ending September 2017	128	
Quarter ending December 2017	118	↓
Quarter ending March 2018	118	→
Quarter ending June 2018	114	↓
Quarter ending September 2018	104	↓
<b>Variance since September 2017</b>	<b>(18.8%)</b>	<b>↓</b>



### ACTIVITY



Adjusted Scheduled Activity (UDA)		
Month	2018	2019
April	4	14
May	50	18
June	50	18
July	93	53
August	113	53
September	126	53
October	127	
November	141	
December	174	
January	186	
February	229	
March	262	
April	266	
May	266	
June	266	

### QUALITY

	Quantity	Base Number	Contract	AT	Region	England
% of FP17s for the same patient ID Re-attending within 3 months - Children	2	20	10.0%	9.3%	11.1%	11.6%
% of FP17s for the same patient ID Re-attending within 3 months - Adults	1	13	7.7%	14.9%	15.3%	15.5%
% of FP17s for the same patient ID Re-attending between 3 & 9 months - Children	9	20	45.0%	59.8%	61.1%	58.8%
% of FP17s for the same patient ID Re-attending between 3 & 9 months - Adults	7	13	53.8%	51.6%	52.3%	51.1%
% of FP17s for Band 1 Urgent Courses	0	28	0.0%	9.4%	9.5%	9.0%
% of FP17s Relating to Free Repair or Replacements	0	28	0.0%	0.5%	0.7%	0.8%
% of FP17s Relating to Continuations	0	28	0.0%	0.8%	0.8%	0.9%
% of Patients satisfied with the dentistry they have received	0	0	N/A	92.5%	93.6%	93.3%
% of Patients satisfied with the time they had to wait for an appointment	0	0	N/A	89.8%	88.8%	88.9%

\* This is based on patients treated on this contract for their most recent course of treatment. Figures in italics indicate the base number of FP17s or Patient Questionnaire responses are less than 100. N/A is shown where the base number of responses is less than 10 during the period. % is calculated as Quantity/Base number\*100

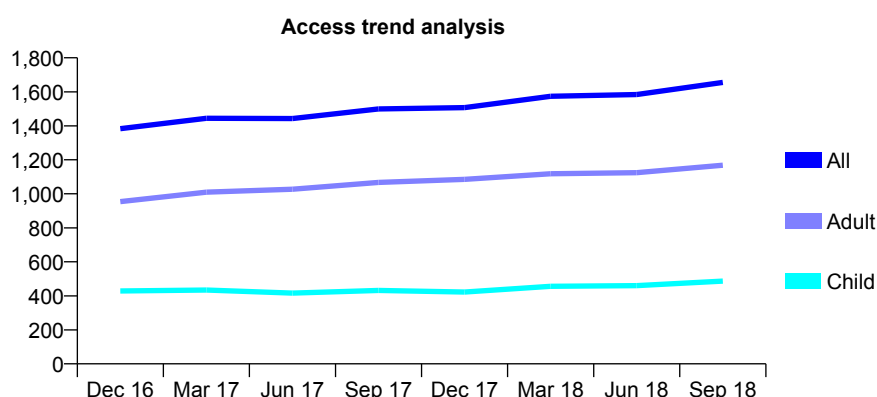
# Q68 - Vital Signs At a Glance Contract Report for 949973/0001 - September 2018

Name or company name	MR A DARGAHI
Contract type name	GDS Contract
Purpose of contract	General
Contract start date	01/04/2006
Contract end date	

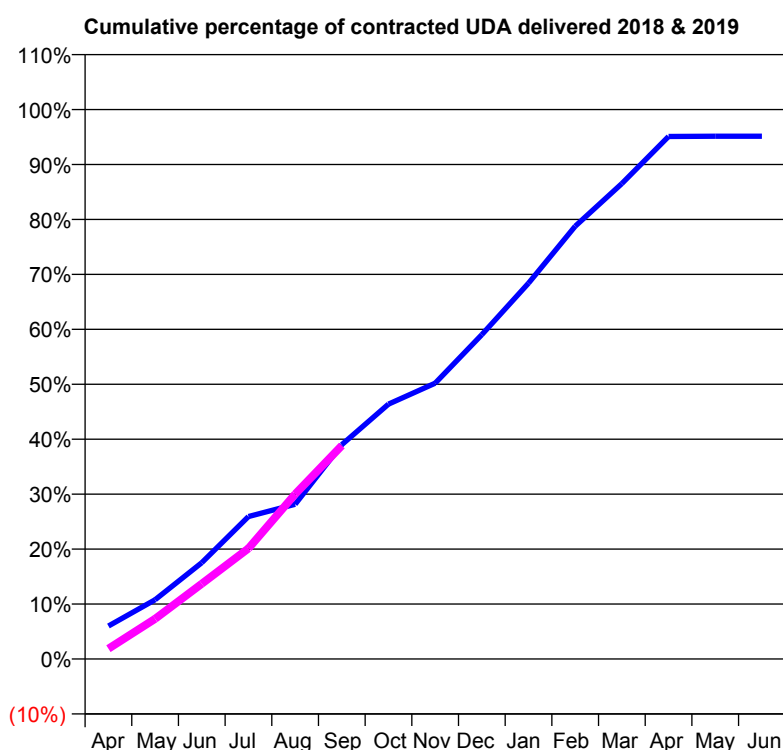
18/19 Contracted general activity (UDA)	5,000
Carry forward general activity (UDA)	0
18/19 Contracted orthodontic activity (UOA)	0
Carry forward orthodontic activity (UOA)	0
Baseline contract value	£144,861.83

## ACCESS\*

Patients seen in 24 months	Total	Change since previous quarter
Quarter ending September 2017	1,499	
Quarter ending December 2017	1,507	→
Quarter ending March 2018	1,574	↑
Quarter ending June 2018	1,584	→
Quarter ending September 2018	1,655	↑
<b>Variance since September 2017</b>	<b>10.4%</b>	<b>↑</b>



## ACTIVITY



Adjusted Scheduled Activity (UDA)		
Month	2018	2019
April	301	94
May	540	366
June	876	685
July	1,297	1,006
August	1,408	1,501
September	1,950	1,942
October	2,319	
November	2,510	
December	2,952	
January	3,420	
February	3,938	
March	4,327	
April	4,754	
May	4,757	
June	4,756	

## QUALITY

	Quantity	Base Number	Contract	AT	Region	England
% of FP17s for the same patient ID Re-attending within 3 months - Children	21	402	5.2%	9.3%	11.1%	11.6%
% of FP17s for the same patient ID Re-attending within 3 months - Adults	69	737	9.4%	14.9%	15.3%	15.5%
% of FP17s for the same patient ID Re-attending between 3 & 9 months - Children	251	402	62.4%	59.8%	61.1%	58.8%
% of FP17s for the same patient ID Re-attending between 3 & 9 months - Adults	357	737	48.4%	51.6%	52.3%	51.1%
% of FP17s for Band 1 Urgent Courses	96	1,019	9.4%	9.4%	9.5%	9.0%
% of FP17s Relating to Free Repair or Replacements	5	1,019	0.5%	0.5%	0.7%	0.8%
% of FP17s Relating to Continuations	4	1,019	0.4%	0.8%	0.8%	0.9%
% of Patients satisfied with the dentistry they have received	0	0	N/A	92.5%	93.6%	93.3%
% of Patients satisfied with the time they had to wait for an appointment	0	0	N/A	89.8%	88.8%	88.9%

\* This is based on patients treated on this contract for their most recent course of treatment. Figures in italics indicate the base number of FP17s or Patient Questionnaire responses are less than 100. N/A is shown where the base number of responses is less than 10 during the period. % is calculated as Quantity/Base number\*100

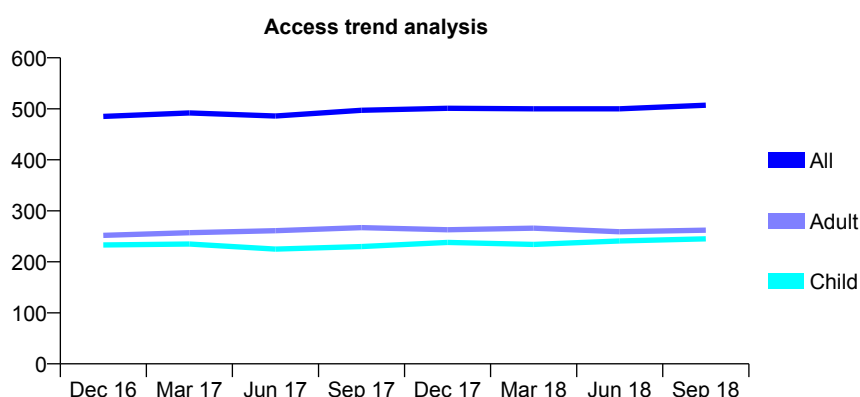
# Q68 - Vital Signs At a Glance Contract Report for 953156/0001 - September 2018

Name or company name	Mr QG Omondi
Contract type name	GDS Contract
Purpose of contract	General
Contract start date	01/10/2012
Contract end date	

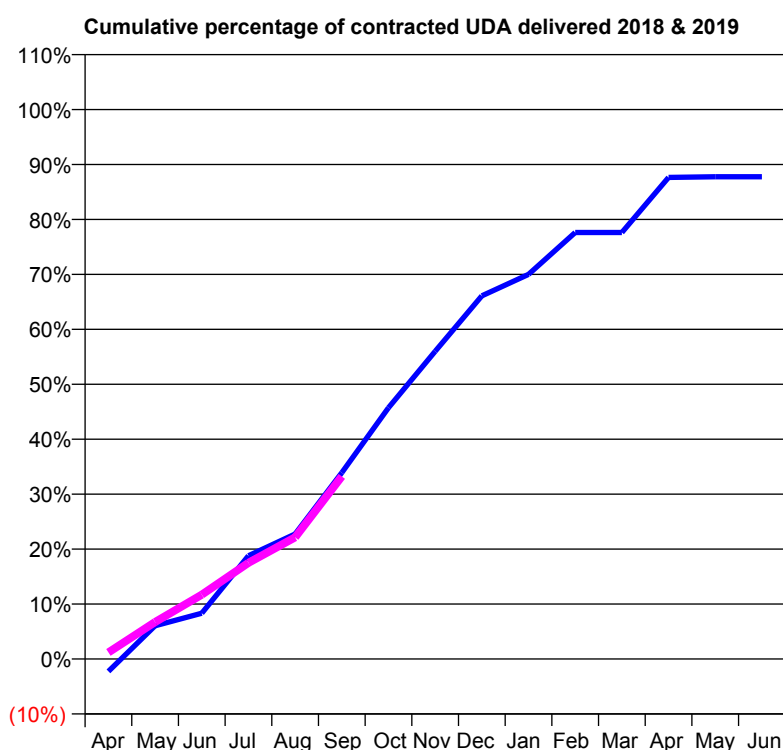
18/19 Contracted general activity (UDA)	1,666
Carry forward general activity (UDA)	0
18/19 Contracted orthodontic activity (UOA)	0
Carry forward orthodontic activity (UOA)	0
Baseline contract value	£37,443.90

## ACCESS\*

Patients seen in 24 months	Total	Change since previous quarter
Quarter ending September 2017	497	
Quarter ending December 2017	501	→
Quarter ending March 2018	500	→
Quarter ending June 2018	500	→
Quarter ending September 2018	507	→
<b>Variance since September 2017</b>	<b>2.0%</b>	<b>↑</b>



## ACTIVITY



Adjusted Scheduled Activity (UDA)		
Month	2018	2019
April	-38	20
May	101	112
June	139	195
July	313	292
August	379	369
September	565	554
October	762	
November	933	
December	1,101	
January	1,166	
February	1,293	
March	1,293	
April	1,460	
May	1,462	
June	1,462	

## QUALITY

	Quantity	Base Number	Contract	AT	Region	England
% of FP17s for the same patient ID Re-attending within 3 months - Children	8	222	3.6%	9.3%	11.1%	11.6%
% of FP17s for the same patient ID Re-attending within 3 months - Adults	16	201	8.0%	14.9%	15.3%	15.5%
% of FP17s for the same patient ID Re-attending between 3 & 9 months - Children	122	222	55.0%	59.8%	61.1%	58.8%
% of FP17s for the same patient ID Re-attending between 3 & 9 months - Adults	112	201	55.7%	51.6%	52.3%	51.1%
% of FP17s for Band 1 Urgent Courses	9	312	2.9%	9.4%	9.5%	9.0%
% of FP17s Relating to Free Repair or Replacements	0	312	0.0%	0.5%	0.7%	0.8%
% of FP17s Relating to Continuations	0	312	0.0%	0.8%	0.8%	0.9%
% of Patients satisfied with the dentistry they have received	0	1	N/A	92.5%	93.6%	93.3%
% of Patients satisfied with the time they had to wait for an appointment	1	1	N/A	89.8%	88.8%	88.9%

\* This is based on patients treated on this contract for their most recent course of treatment. Figures in italics indicate the base number of FP17s or Patient Questionnaire responses are less than 100. N/A is shown where the base number of responses is less than 10 during the period. % is calculated as Quantity/Base number\*100

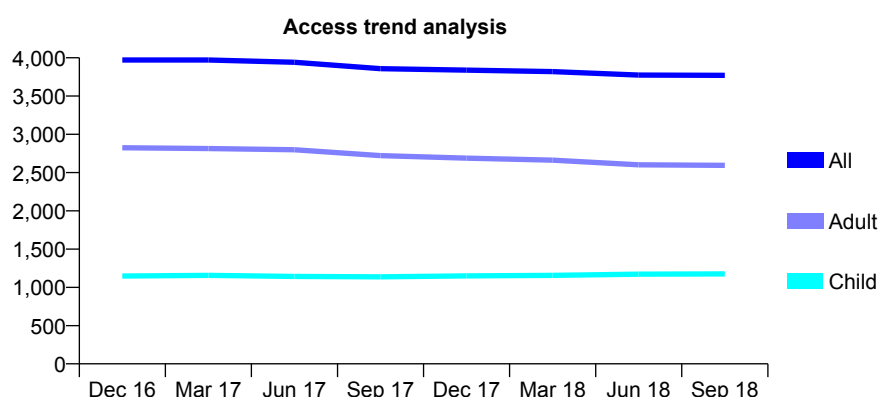
# Q68 - Vital Signs At a Glance Contract Report for 959391/0001 - September 2018

Name or company name	MR MM BADRBEIGI
Contract type name	GDS Contract
Purpose of contract	General
Contract start date	01/04/2006
Contract end date	

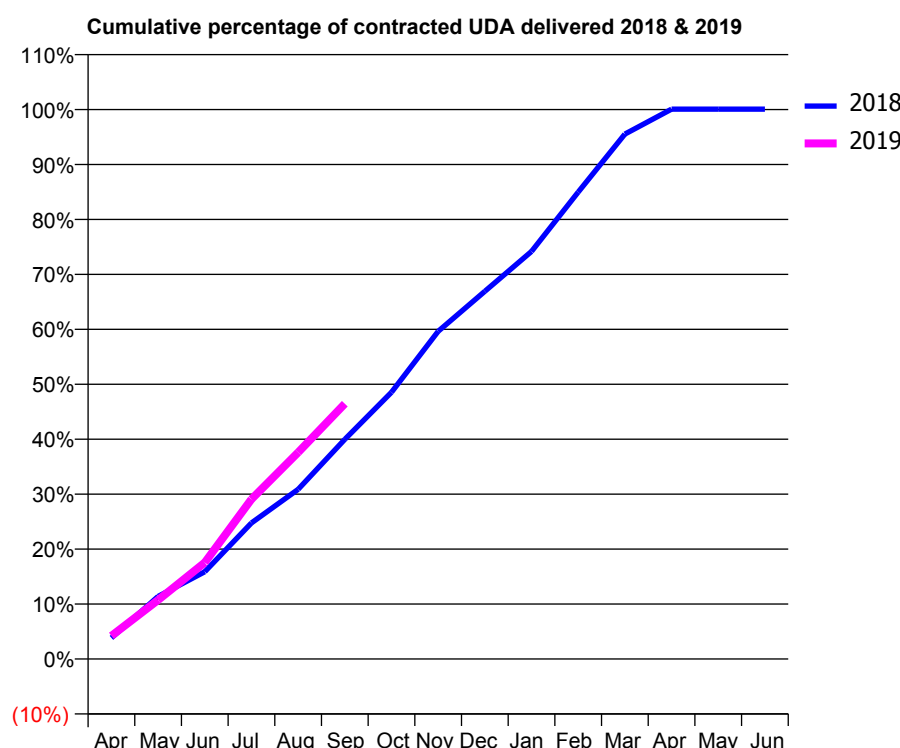
18/19 Contracted general activity (UDA)	12,138
Carry forward general activity (UDA)	0
18/19 Contracted orthodontic activity (UOA)	0
Carry forward orthodontic activity (UOA)	0
Baseline contract value	£320,777.24

## ACCESS\*

Patients seen in 24 months	Total	Change since previous quarter
Quarter ending September 2017	3,858	
Quarter ending December 2017	3,839	→
Quarter ending March 2018	3,819	→
Quarter ending June 2018	3,774	↓
Quarter ending September 2018	3,770	→
<b>Variance since September 2017</b>	<b>(2.3%)</b>	<b>↓</b>



## ACTIVITY



Adjusted Scheduled Activity (UDA)		
Month	2018	2019
April	468	510
May	1,383	1,302
June	1,928	2,132
July	3,006	3,531
August	3,747	4,563
September	4,852	5,640
October	5,893	
November	7,239	
December	8,121	
January	9,003	
February	10,314	
March	11,595	
April	12,146	
May	12,146	
June	12,146	

## QUALITY

	Quantity	Base Number	Contract	AT	Region	England
% of FP17s for the same patient ID Re-attending within 3 months - Children	52	868	6.0%	9.3%	11.1%	11.6%
% of FP17s for the same patient ID Re-attending within 3 months - Adults	229	1,698	13.5%	14.9%	15.3%	15.5%
% of FP17s for the same patient ID Re-attending between 3 & 9 months - Children	533	868	61.4%	59.8%	61.1%	58.8%
% of FP17s for the same patient ID Re-attending between 3 & 9 months - Adults	917	1,698	54.0%	51.6%	52.3%	51.1%
% of FP17s for Band 1 Urgent Courses	114	2,371	4.8%	9.4%	9.5%	9.0%
% of FP17s Relating to Free Repair or Replacements	3	2,371	0.1%	0.5%	0.7%	0.8%
% of FP17s Relating to Continuations	5	2,371	0.2%	0.8%	0.8%	0.9%
% of Patients satisfied with the dentistry they have received	2	2	N/A	92.5%	93.6%	93.3%
% of Patients satisfied with the time they had to wait for an appointment	2	2	N/A	89.8%	88.8%	88.9%

\* This is based on patients treated on this contract for their most recent course of treatment. Figures in italics indicate the base number of FP17s or Patient Questionnaire responses are less than 100. N/A is shown where the base number of responses is less than 10 during the period. % is calculated as Quantity/Base number\*100

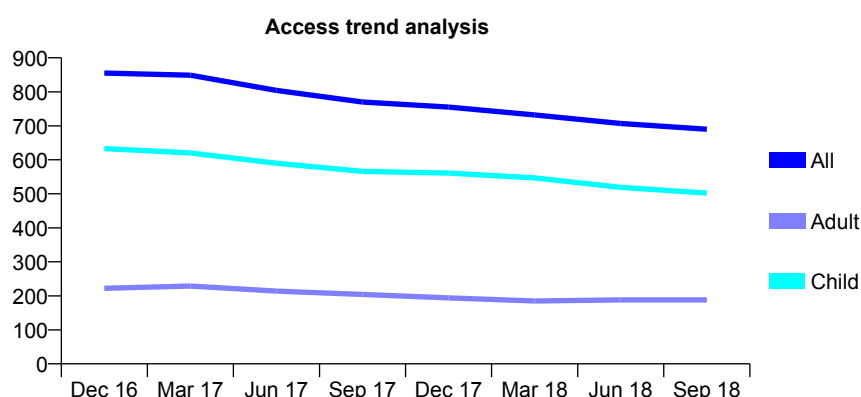
# Q68 - Vital Signs At a Glance Contract Report for 960365/0001 - September 2018

Name or company name	MRS N HEIDARI-ROBINSON
Contract type name	GDS Contract
Purpose of contract	General
Contract start date	01/04/2012
Contract end date	

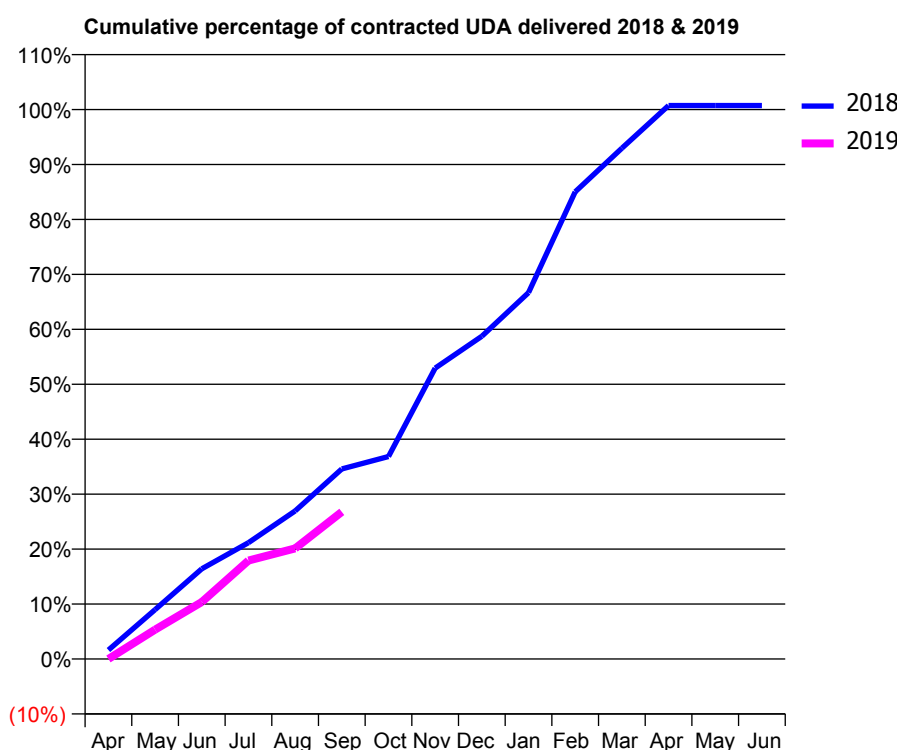
18/19 Contracted general activity (UDA)	3,300
Carry forward general activity (UDA)	0
18/19 Contracted orthodontic activity (UOA)	0
Carry forward orthodontic activity (UOA)	0
Baseline contract value	£81,928.95

## ACCESS\*

Patients seen in 24 months	Total	Change since previous quarter
Quarter ending September 2017	770	
Quarter ending December 2017	755	↓
Quarter ending March 2018	732	↓
Quarter ending June 2018	707	↓
Quarter ending September 2018	690	↓
<b>Variance since September 2017</b>	<b>(10.4%)</b>	<b>↓</b>



## ACTIVITY



Adjusted Scheduled Activity (UDA)		
Month	2018	2019
April	54	0
May	296	176
June	542	342
July	699	591
August	890	664
September	1,142	884
October	1,216	
November	1,747	
December	1,938	
January	2,201	
February	2,805	
March	3,068	
April	3,324	
May	3,324	
June	3,324	

## QUALITY

	Quantity	Base Number	Contract	AT	Region	England
% of FP17s for the same patient ID Re-attending within 3 months - Children	72	421	17.1%	9.3%	11.1%	11.6%
% of FP17s for the same patient ID Re-attending within 3 months - Adults	38	109	34.9%	14.9%	15.3%	15.5%
% of FP17s for the same patient ID Re-attending between 3 & 9 months - Children	304	421	72.2%	59.8%	61.1%	58.8%
% of FP17s for the same patient ID Re-attending between 3 & 9 months - Adults	59	109	54.1%	51.6%	52.3%	51.1%
% of FP17s for Band 1 Urgent Courses	9	447	2.0%	9.4%	9.5%	9.0%
% of FP17s Relating to Free Repair or Replacements	0	447	0.0%	0.5%	0.7%	0.8%
% of FP17s Relating to Continuations	1	447	0.2%	0.8%	0.8%	0.9%
% of Patients satisfied with the dentistry they have received	0	0	N/A	92.5%	93.6%	93.3%
% of Patients satisfied with the time they had to wait for an appointment	0	0	N/A	89.8%	88.8%	88.9%

\* This is based on patients treated on this contract for their most recent course of treatment. Figures in italics indicate the base number of FP17s or Patient Questionnaire responses are less than 100. N/A is shown where the base number of responses is less than 10 during the period. % is calculated as Quantity/Base number\*100



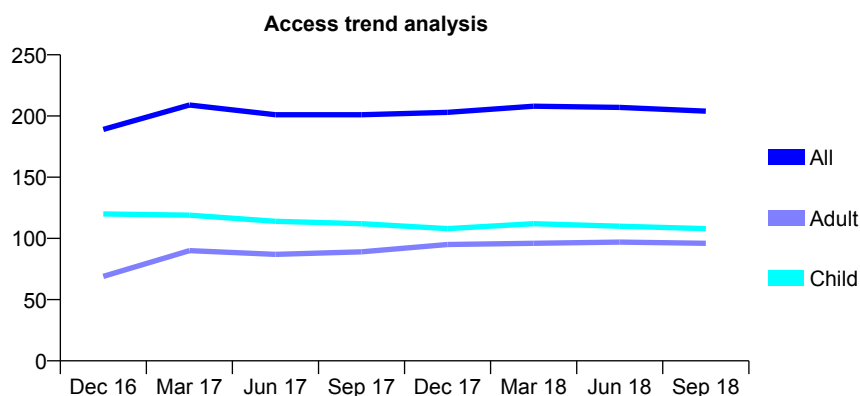
## Q68 - Vital Signs At a Glance Contract Report for 962384/0001 - September 2018

Name or company name	MISS S JIWANI
Contract type name	GDS Contract
Purpose of contract	General
Contract start date	01/11/2011
Contract end date	

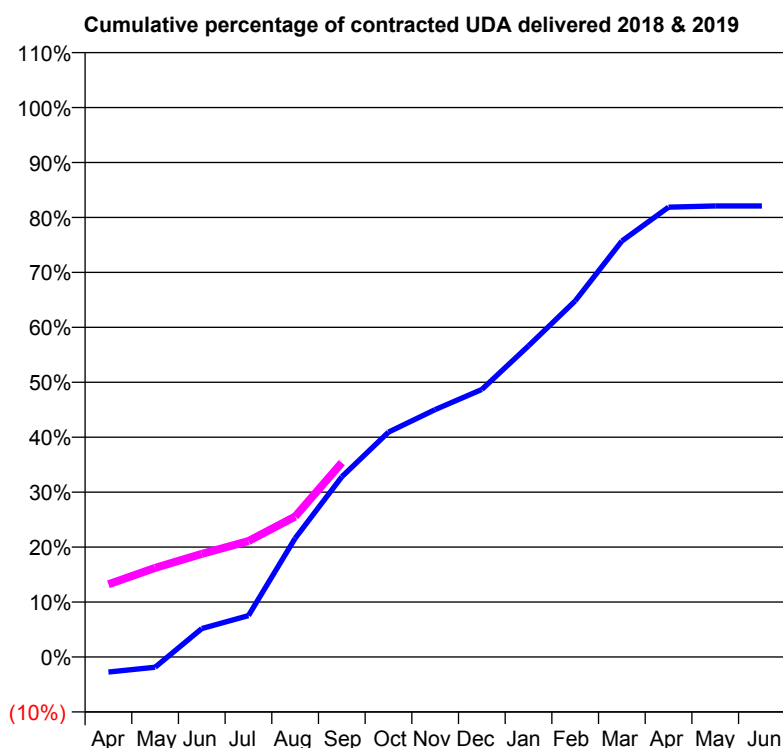
18/19 Contracted general activity (UDA)	470
Carry forward general activity (UDA)	0
18/19 Contracted orthodontic activity (UOA)	0
Carry forward orthodontic activity (UOA)	0
Baseline contract value	£12,346.60

### ACCESS\*

Patients seen in 24 months	Total	Change since previous quarter
Quarter ending September 2017	201	
Quarter ending December 2017	203	→
Quarter ending March 2018	208	↑
Quarter ending June 2018	207	→
Quarter ending September 2018	204	↓
<b>Variance since September 2017</b>	<b>1.5%</b>	<b>→</b>



### ACTIVITY



Adjusted Scheduled Activity (UDA)		
Month	2018	2019
April	-13	62
May	-9	76
June	24	88
July	35	99
August	102	120
September	154	166
October	192	
November	212	
December	229	
January	266	
February	305	
March	356	
April	385	
May	386	
June	386	

### QUALITY

	Quantity	Base Number	Contract	AT	Region	England
% of FP17s for the same patient ID Re-attending within 3 months - Children	5	79	6.3%	9.3%	11.1%	11.6%
% of FP17s for the same patient ID Re-attending within 3 months - Adults	3	46	6.5%	14.9%	15.3%	15.5%
% of FP17s for the same patient ID Re-attending between 3 & 9 months - Children	56	79	70.9%	59.8%	61.1%	58.8%
% of FP17s for the same patient ID Re-attending between 3 & 9 months - Adults	28	46	60.9%	51.6%	52.3%	51.1%
% of FP17s for Band 1 Urgent Courses	1	100	1.0%	9.4%	9.5%	9.0%
% of FP17s Relating to Free Repair or Replacements	0	100	0.0%	0.5%	0.7%	0.8%
% of FP17s Relating to Continuations	0	100	0.0%	0.8%	0.8%	0.9%
% of Patients satisfied with the dentistry they have received	0	0	N/A	92.5%	93.6%	93.3%
% of Patients satisfied with the time they had to wait for an appointment	0	0	N/A	89.8%	88.8%	88.9%

\* This is based on patients treated on this contract for their most recent course of treatment. Figures in italics indicate the base number of FP17s or Patient Questionnaire responses are less than 100. N/A is shown where the base number of responses is less than 10 during the period. % is calculated as Quantity/Base number\*100

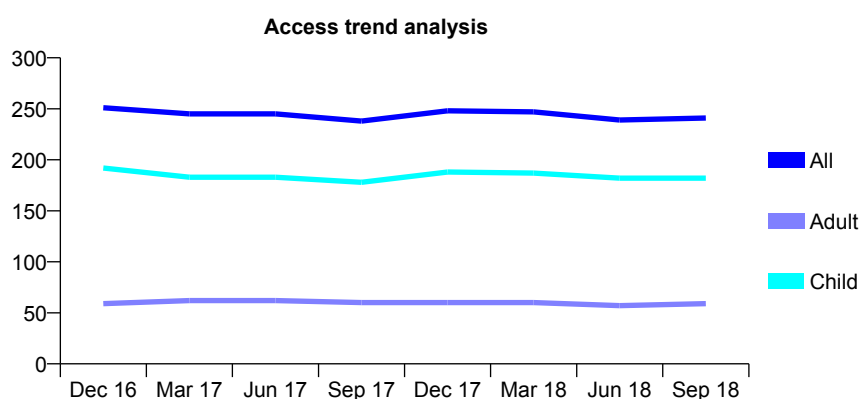
## Q68 - Vital Signs At a Glance Contract Report for 963712/0001 - September 2018

Name or company name	MR RJ FRANCISICS
Contract type name	GDS Contract
Purpose of contract	General
Contract start date	01/06/2012
Contract end date	

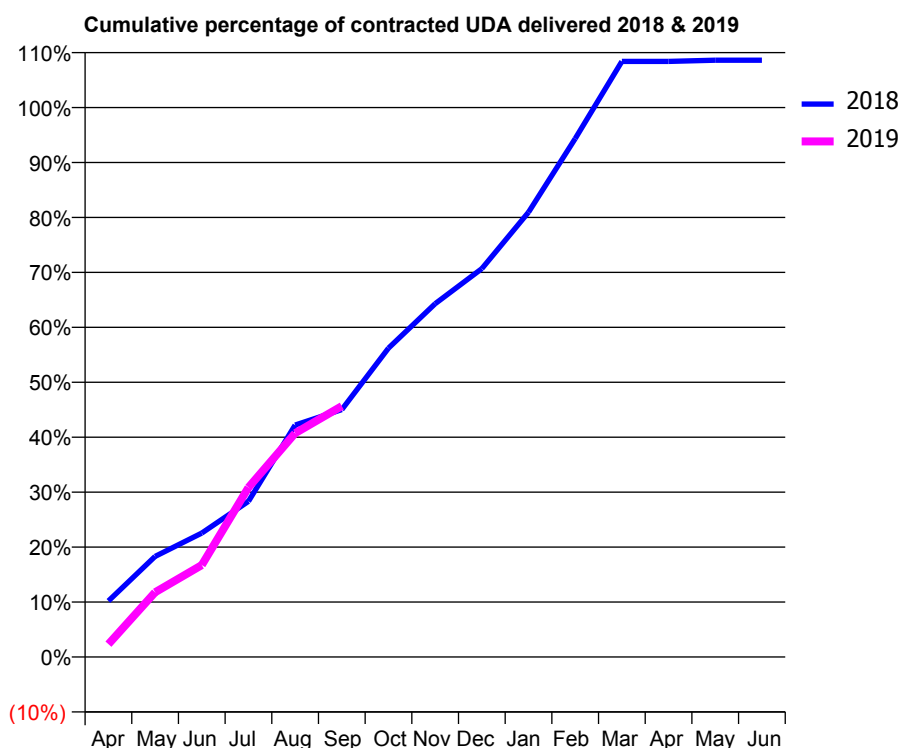
18/19 Contracted general activity (UDA)	470
Carry forward general activity (UDA)	0
18/19 Contracted orthodontic activity (UOA)	0
Carry forward orthodontic activity (UOA)	0
Baseline contract value	£11,307.92

### ACCESS\*

Patients seen in 24 months	Total	Change since previous quarter
Quarter ending September 2017	238	
Quarter ending December 2017	248	↑
Quarter ending March 2018	247	→
Quarter ending June 2018	239	↓
Quarter ending September 2018	241	→
<b>Variance since September 2017</b>	<b>1.3%</b>	<b>→</b>



### ACTIVITY



Adjusted Scheduled Activity (UDA)		
Month	2018	2019
April	48	11
May	86	55
June	106	79
July	133	145
August	198	191
September	212	215
October	264	
November	302	
December	332	
January	380	
February	443	
March	509	
April	509	
May	510	
June	510	

### QUALITY

	Quantity	Base Number	Contract	AT	Region	England
% of FP17s for the same patient ID Re-attending within 3 months - Children	6	125	4.8%	9.3%	11.1%	11.6%
% of FP17s for the same patient ID Re-attending within 3 months - Adults	1	25	4.0%	14.9%	15.3%	15.5%
% of FP17s for the same patient ID Re-attending between 3 & 9 months - Children	70	125	56.0%	59.8%	61.1%	58.8%
% of FP17s for the same patient ID Re-attending between 3 & 9 months - Adults	12	25	48.0%	51.6%	52.3%	51.1%
% of FP17s for Band 1 Urgent Courses	8	147	5.4%	9.4%	9.5%	9.0%
% of FP17s Relating to Free Repair or Replacements	0	147	0.0%	0.5%	0.7%	0.8%
% of FP17s Relating to Continuations	0	147	0.0%	0.8%	0.8%	0.9%
% of Patients satisfied with the dentistry they have received	1	1	N/A	92.5%	93.6%	93.3%
% of Patients satisfied with the time they had to wait for an appointment	1	1	N/A	89.8%	88.8%	88.9%

\* This is based on patients treated on this contract for their most recent course of treatment. Figures in italics indicate the base number of FP17s or Patient Questionnaire responses are less than 100. N/A is shown where the base number of responses is less than 10 during the period. % is calculated as Quantity/Base number\*100

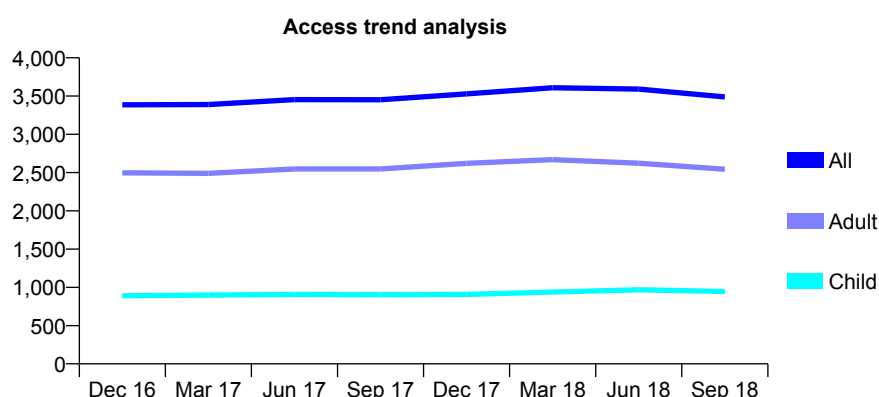
# Q68 - Vital Signs At a Glance Contract Report for 972029/0001 - September 2018

Name or company name	MISS KM BOLES
Contract type name	GDS Contract
Purpose of contract	General
Contract start date	01/09/2013
Contract end date	

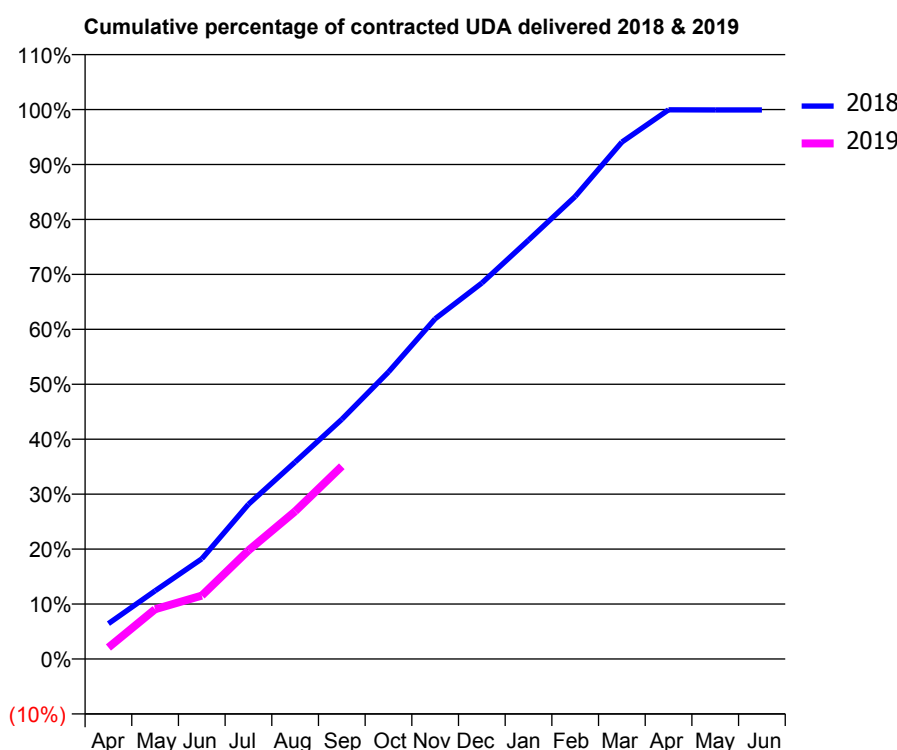
18/19 Contracted general activity (UDA)	8,284
Carry forward general activity (UDA)	6
18/19 Contracted orthodontic activity (UOA)	0
Carry forward orthodontic activity (UOA)	0
Baseline contract value	£212,689.28

## ACCESS\*

Patients seen in 24 months	Total	Change since previous quarter
Quarter ending September 2017	3,452	
Quarter ending December 2017	3,528	↑
Quarter ending March 2018	3,608	↑
Quarter ending June 2018	3,591	→
Quarter ending September 2018	3,488	↓
<b>Variance since September 2017</b>	<b>1.0%</b>	<b>→</b>



## ACTIVITY



Adjusted Scheduled Activity (UDA)		
Month	2018	2019
April	534	174
May	1,029	750
June	1,511	956
July	2,334	1,638
August	2,970	2,226
September	3,614	2,905
October	4,327	
November	5,130	
December	5,667	
January	6,315	
February	6,972	
March	7,793	
April	8,279	
May	8,276	
June	8,277	

## QUALITY

	Quantity	Base Number	Contract	AT	Region	England
% of FP17s for the same patient ID Re-attending within 3 months - Children	77	701	11.0%	9.3%	11.1%	11.6%
% of FP17s for the same patient ID Re-attending within 3 months - Adults	242	1,623	14.9%	14.9%	15.3%	15.5%
% of FP17s for the same patient ID Re-attending between 3 & 9 months - Children	384	701	54.8%	59.8%	61.1%	58.8%
% of FP17s for the same patient ID Re-attending between 3 & 9 months - Adults	869	1,623	53.5%	51.6%	52.3%	51.1%
% of FP17s for Band 1 Urgent Courses	201	1,596	12.6%	9.4%	9.5%	9.0%
% of FP17s Relating to Free Repair or Replacements	0	1,596	0.0%	0.5%	0.7%	0.8%
% of FP17s Relating to Continuations	10	1,596	0.6%	0.8%	0.8%	0.9%
% of Patients satisfied with the dentistry they have received	0	0	N/A	92.5%	93.6%	93.3%
% of Patients satisfied with the time they had to wait for an appointment	0	0	N/A	89.8%	88.8%	88.9%

\* This is based on patients treated on this contract for their most recent course of treatment. Figures in italics indicate the base number of FP17s or Patient Questionnaire responses are less than 100. N/A is shown where the base number of responses is less than 10 during the period. % is calculated as Quantity/Base number\*100

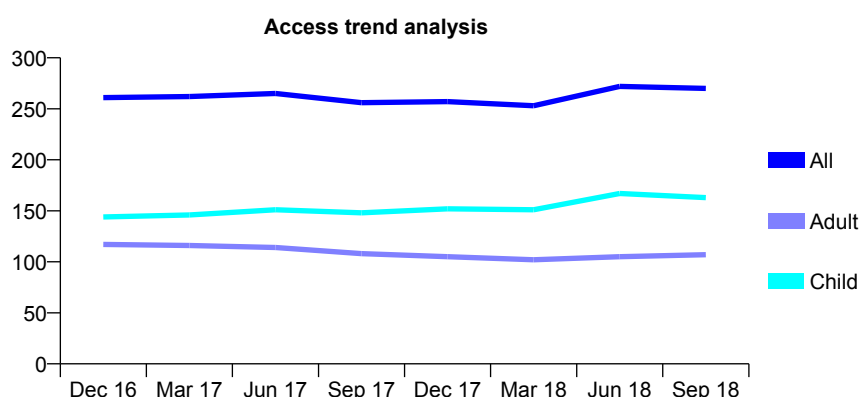
# Q68 - Vital Signs At a Glance Contract Report for 974498/0001 - September 2018

Name or company name	MR MA TREMMEL
Contract type name	GDS Contract
Purpose of contract	General
Contract start date	24/12/2011
Contract end date	

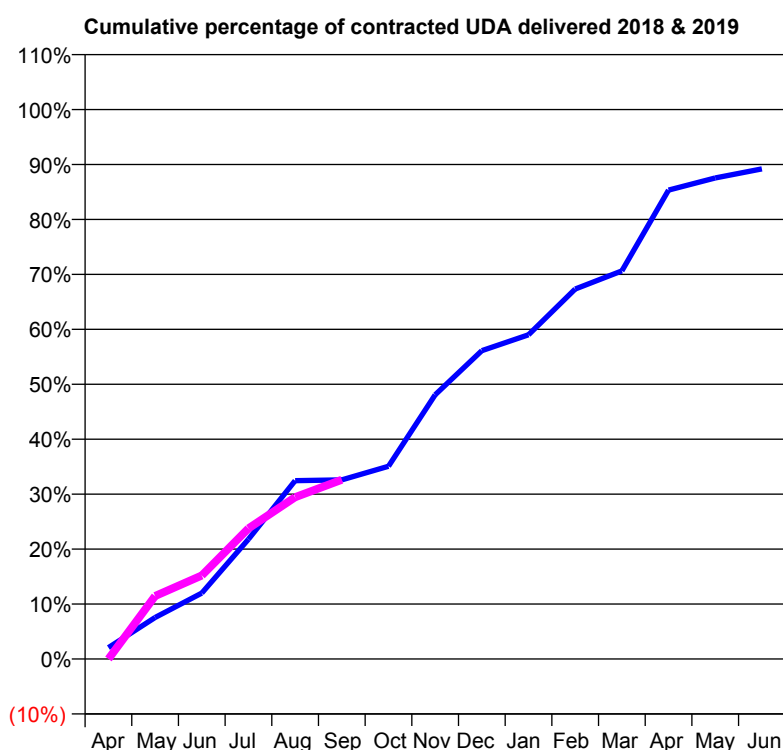
18/19 Contracted general activity (UDA)	727
Carry forward general activity (UDA)	0
18/19 Contracted orthodontic activity (UOA)	0
Carry forward orthodontic activity (UOA)	0
Baseline contract value	£16,574.43

## ACCESS\*

Patients seen in 24 months	Total	Change since previous quarter
Quarter ending September 2017	256	
Quarter ending December 2017	257	→
Quarter ending March 2018	253	↓
Quarter ending June 2018	272	↑
Quarter ending September 2018	270	→
<b>Variance since September 2017</b>	<b>5.5%</b>	<b>↑</b>



## ACTIVITY



Adjusted Scheduled Activity (UDA)		
Month	2018	2019
April	15	0
May	55	83
June	87	111
July	159	173
August	236	214
September	237	237
October	255	
November	350	
December	408	
January	429	
February	489	
March	513	
April	620	
May	636	
June	648	

## QUALITY

	Quantity	Base Number	Contract	AT	Region	England
% of FP17s for the same patient ID Re-attending within 3 months - Children	7	124	5.6%	9.3%	11.1%	11.6%
% of FP17s for the same patient ID Re-attending within 3 months - Adults	4	49	8.2%	14.9%	15.3%	15.5%
% of FP17s for the same patient ID Re-attending between 3 & 9 months - Children	58	124	46.8%	59.8%	61.1%	58.8%
% of FP17s for the same patient ID Re-attending between 3 & 9 months - Adults	26	49	53.1%	51.6%	52.3%	51.1%
% of FP17s for Band 1 Urgent Courses	6	137	4.4%	9.4%	9.5%	9.0%
% of FP17s Relating to Free Repair or Replacements	0	137	0.0%	0.5%	0.7%	0.8%
% of FP17s Relating to Continuations	0	137	0.0%	0.8%	0.8%	0.9%
% of Patients satisfied with the dentistry they have received	0	0	N/A	92.5%	93.6%	93.3%
% of Patients satisfied with the time they had to wait for an appointment	0	0	N/A	89.8%	88.8%	88.9%

\* This is based on patients treated on this contract for their most recent course of treatment. Figures in italics indicate the base number of FP17s or Patient Questionnaire responses are less than 100. N/A is shown where the base number of responses is less than 10 during the period. % is calculated as Quantity/Base number\*100

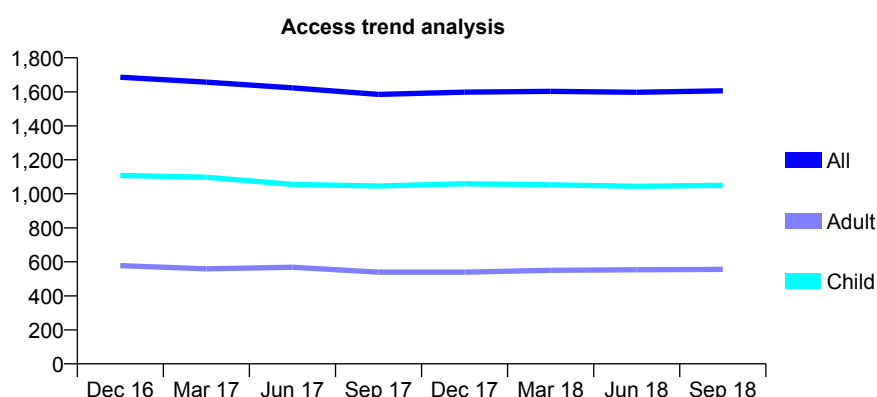
# Q68 - Vital Signs At a Glance Contract Report for 979481/0001 - September 2018

Name or company name	Forestmead Dental Surgery
Contract type name	GDS Contract
Purpose of contract	General
Contract start date	01/04/2006
Contract end date	

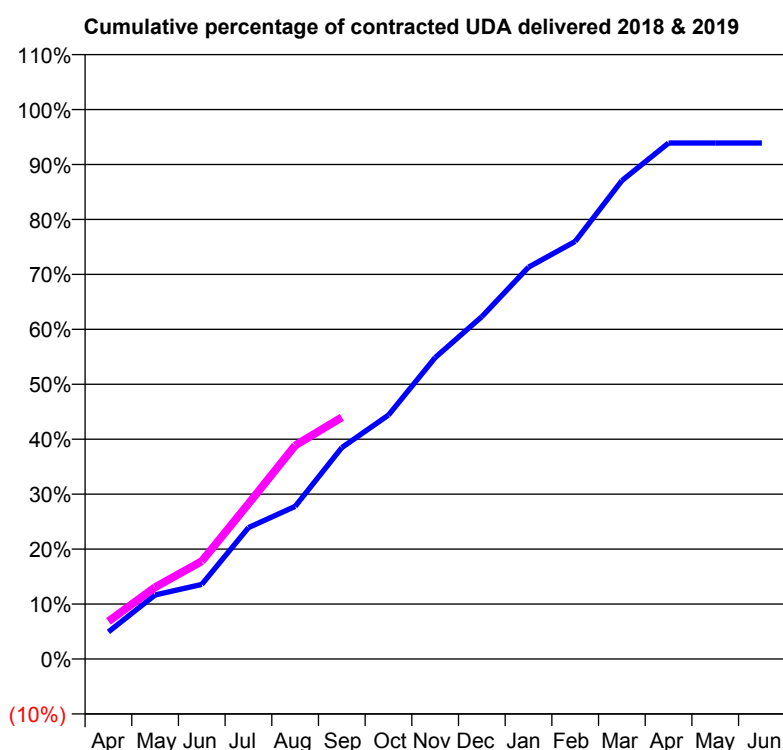
18/19 Contracted general activity (UDA)	3,100
Carry forward general activity (UDA)	0
18/19 Contracted orthodontic activity (UOA)	0
Carry forward orthodontic activity (UOA)	0
Baseline contract value	£67,149.97

## ACCESS\*

Patients seen in 24 months	Total	Change since previous quarter
Quarter ending September 2017	1,585	
Quarter ending December 2017	1,598	→
Quarter ending March 2018	1,603	→
Quarter ending June 2018	1,597	→
Quarter ending September 2018	1,606	→
<b>Variance since September 2017</b>	<b>1.3%</b>	<b>→</b>



## ACTIVITY



Adjusted Scheduled Activity (UDA)		
Month	2018	2019
April	153	212
May	362	405
June	421	552
July	742	876
August	861	1,205
September	1,193	1,364
October	1,376	
November	1,701	
December	1,932	
January	2,211	
February	2,355	
March	2,699	
April	2,911	
May	2,911	
June	2,911	

## QUALITY

	Quantity	Base Number	Contract	AT	Region	England
% of FP17s for the same patient ID Re-attending within 3 months - Children	35	828	4.2%	9.3%	11.1%	11.6%
% of FP17s for the same patient ID Re-attending within 3 months - Adults	27	292	9.2%	14.9%	15.3%	15.5%
% of FP17s for the same patient ID Re-attending between 3 & 9 months - Children	459	828	55.4%	59.8%	61.1%	58.8%
% of FP17s for the same patient ID Re-attending between 3 & 9 months - Adults	153	292	52.4%	51.6%	52.3%	51.1%
% of FP17s for Band 1 Urgent Courses	39	1,003	3.9%	9.4%	9.5%	9.0%
% of FP17s Relating to Free Repair or Replacements	1	1,003	0.1%	0.5%	0.7%	0.8%
% of FP17s Relating to Continuations	3	1,003	0.3%	0.8%	0.8%	0.9%
% of Patients satisfied with the dentistry they have received	0	0	N/A	92.5%	93.6%	93.3%
% of Patients satisfied with the time they had to wait for an appointment	0	0	N/A	89.8%	88.8%	88.9%

\* This is based on patients treated on this contract for their most recent course of treatment. Figures in italics indicate the base number of FP17s or Patient Questionnaire responses are less than 100. N/A is shown where the base number of responses is less than 10 during the period. % is calculated as Quantity/Base number\*100

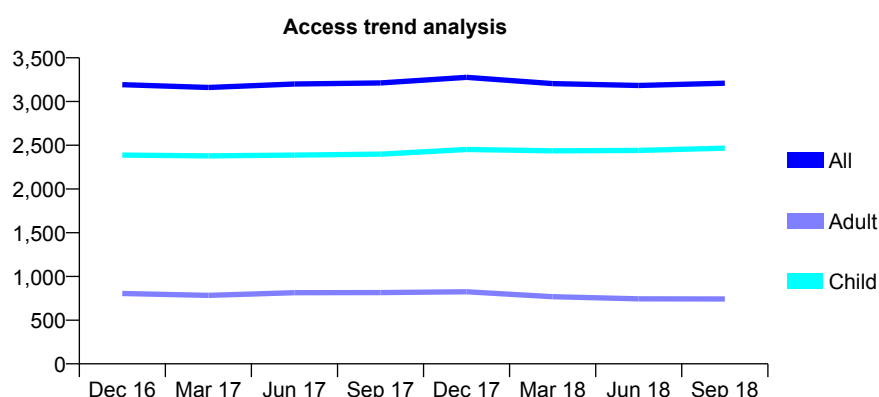
# Q68 - Vital Signs At a Glance Contract Report for 981893/0001 - September 2018

Name or company name	MS MN VO
Contract type name	GDS Contract
Purpose of contract	General
Contract start date	18/08/2014
Contract end date	

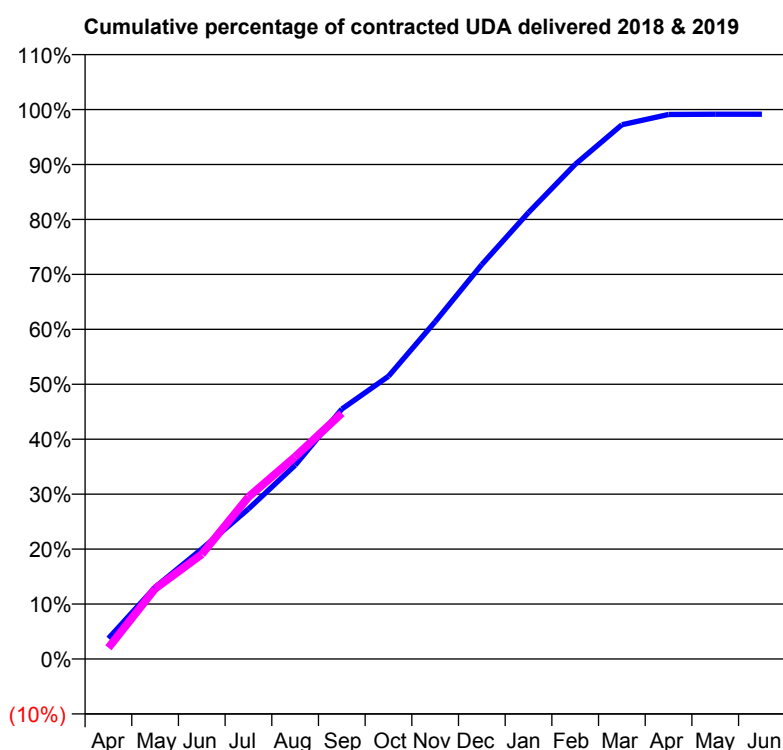
18/19 Contracted general activity (UDA)	6,000
Carry forward general activity (UDA)	51
18/19 Contracted orthodontic activity (UOA)	0
Carry forward orthodontic activity (UOA)	0
Baseline contract value	£149,638.16

## ACCESS\*

Patients seen in 24 months	Total	Change since previous quarter
Quarter ending September 2017	3,213	
Quarter ending December 2017	3,277	→
Quarter ending March 2018	3,205	↓
Quarter ending June 2018	3,184	→
Quarter ending September 2018	3,209	→
<b>Variance since September 2017</b>	<b>(0.1%)</b>	<b>→</b>



## ACTIVITY



Adjusted Scheduled Activity (UDA)		
Month	2018	2019
April	225	123
May	785	768
June	1,202	1,144
July	1,639	1,770
August	2,116	2,208
September	2,729	2,684
October	3,087	
November	3,683	
December	4,307	
January	4,876	
February	5,401	
March	5,833	
April	5,946	
May	5,948	
June	5,948	

## QUALITY

	Quantity	Base Number	Contract	AT	Region	England
% of FP17s for the same patient ID Re-attending within 3 months - Children	87	1,732	5.0%	9.3%	11.1%	11.6%
% of FP17s for the same patient ID Re-attending within 3 months - Adults	18	219	8.2%	14.9%	15.3%	15.5%
% of FP17s for the same patient ID Re-attending between 3 & 9 months - Children	1,102	1,732	63.6%	59.8%	61.1%	58.8%
% of FP17s for the same patient ID Re-attending between 3 & 9 months - Adults	78	219	35.6%	51.6%	52.3%	51.1%
% of FP17s for Band 1 Urgent Courses	81	1,882	4.3%	9.4%	9.5%	9.0%
% of FP17s Relating to Free Repair or Replacements	1	1,882	0.1%	0.5%	0.7%	0.8%
% of FP17s Relating to Continuations	2	1,882	0.1%	0.8%	0.8%	0.9%
% of Patients satisfied with the dentistry they have received	2	2	N/A	92.5%	93.6%	93.3%
% of Patients satisfied with the time they had to wait for an appointment	1	2	N/A	89.8%	88.8%	88.9%

\* This is based on patients treated on this contract for their most recent course of treatment. Figures in italics indicate the base number of FP17s or Patient Questionnaire responses are less than 100. N/A is shown where the base number of responses is less than 10 during the period. % is calculated as Quantity/Base number\*100

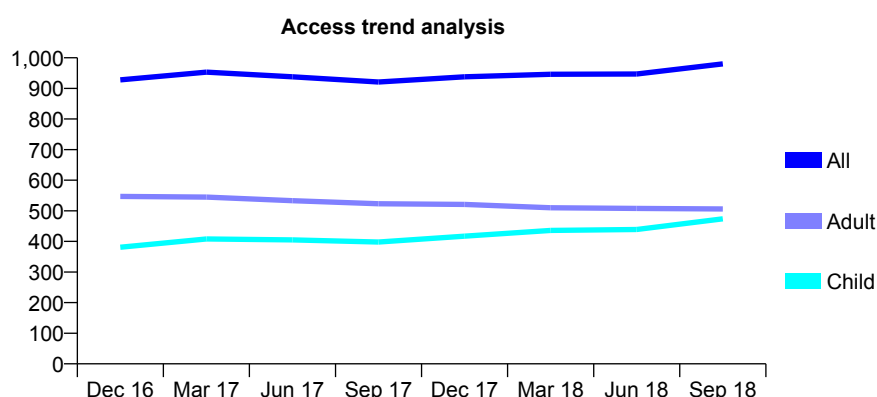
# Q68 - Vital Signs At a Glance Contract Report for 982784/0001 - September 2018

Name or company name	MISS ME DAVIES
Contract type name	GDS Contract
Purpose of contract	General
Contract start date	01/04/2006
Contract end date	

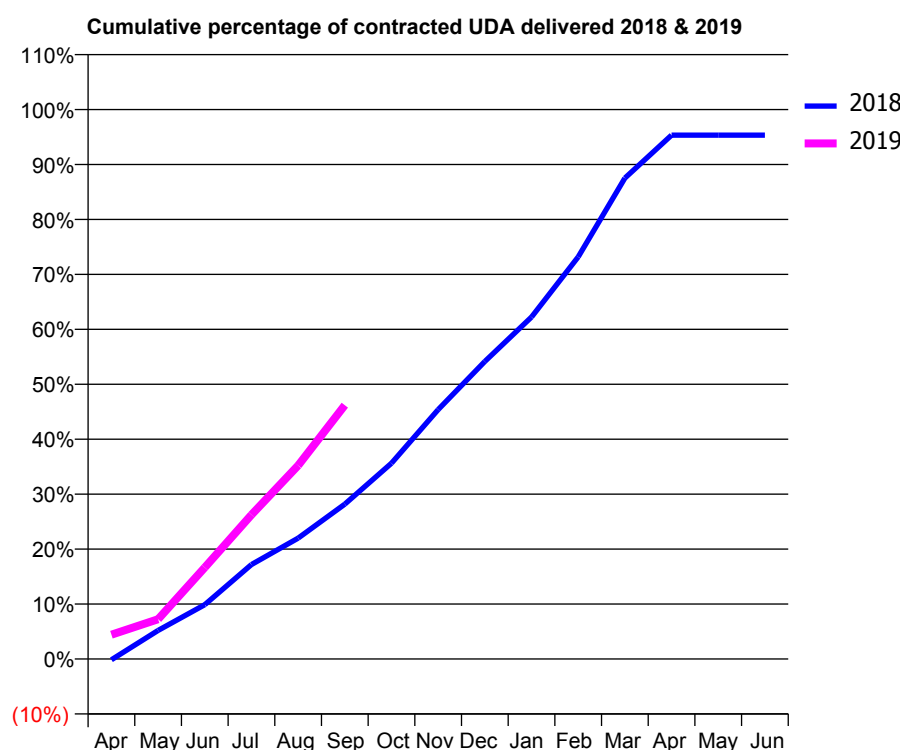
18/19 Contracted general activity (UDA)	2,505
Carry forward general activity (UDA)	0
18/19 Contracted orthodontic activity (UOA)	0
Carry forward orthodontic activity (UOA)	0
Baseline contract value	£58,433.92

## ACCESS\*

Patients seen in 24 months	Total	Change since previous quarter
Quarter ending September 2017	921	
Quarter ending December 2017	938	→
Quarter ending March 2018	946	→
Quarter ending June 2018	947	→
Quarter ending September 2018	980	↑
<b>Variance since September 2017</b>	<b>6.4%</b>	<b>↑</b>



## ACTIVITY



Adjusted Scheduled Activity (UDA)		
Month	2018	2019
April	-4	111
May	131	182
June	248	417
July	430	657
August	551	883
September	706	1,157
October	893	
November	1,137	
December	1,357	
January	1,559	
February	1,833	
March	2,192	
April	2,388	
May	2,388	
June	2,388	

## QUALITY

	Quantity	Base Number	Contract	AT	Region	England
% of FP17s for the same patient ID Re-attending within 3 months - Children	25	478	5.2%	9.3%	11.1%	11.6%
% of FP17s for the same patient ID Re-attending within 3 months - Adults	45	375	12.0%	14.9%	15.3%	15.5%
% of FP17s for the same patient ID Re-attending between 3 & 9 months - Children	378	478	79.1%	59.8%	61.1%	58.8%
% of FP17s for the same patient ID Re-attending between 3 & 9 months - Adults	283	375	75.5%	51.6%	52.3%	51.1%
% of FP17s for Band 1 Urgent Courses	27	774	3.5%	9.4%	9.5%	9.0%
% of FP17s Relating to Free Repair or Replacements	4	774	0.5%	0.5%	0.7%	0.8%
% of FP17s Relating to Continuations	0	774	0.0%	0.8%	0.8%	0.9%
% of Patients satisfied with the dentistry they have received	0	0	N/A	92.5%	93.6%	93.3%
% of Patients satisfied with the time they had to wait for an appointment	0	0	N/A	89.8%	88.8%	88.9%

\* This is based on patients treated on this contract for their most recent course of treatment. Figures in italics indicate the base number of FP17s or Patient Questionnaire responses are less than 100. N/A is shown where the base number of responses is less than 10 during the period. % is calculated as Quantity/Base number\*100



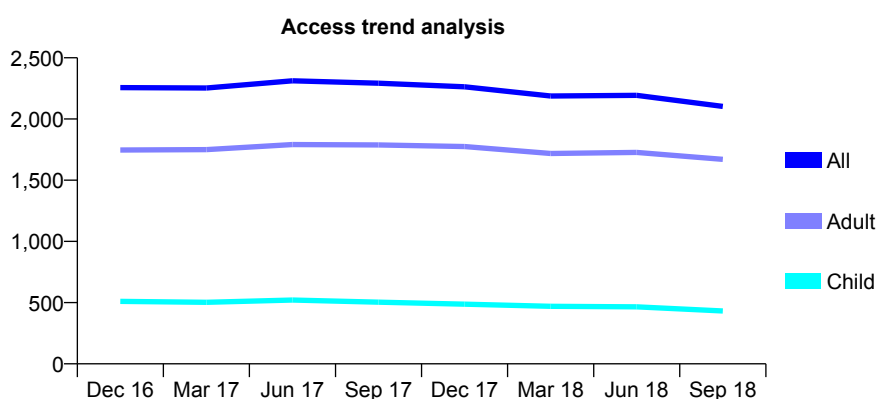
## Q68 - Vital Signs At a Glance Contract Report for 993980/0002 - September 2018

Name or company name	MISS SH WILKINSON
Contract type name	GDS Contract
Purpose of contract	General
Contract start date	01/07/2007
Contract end date	

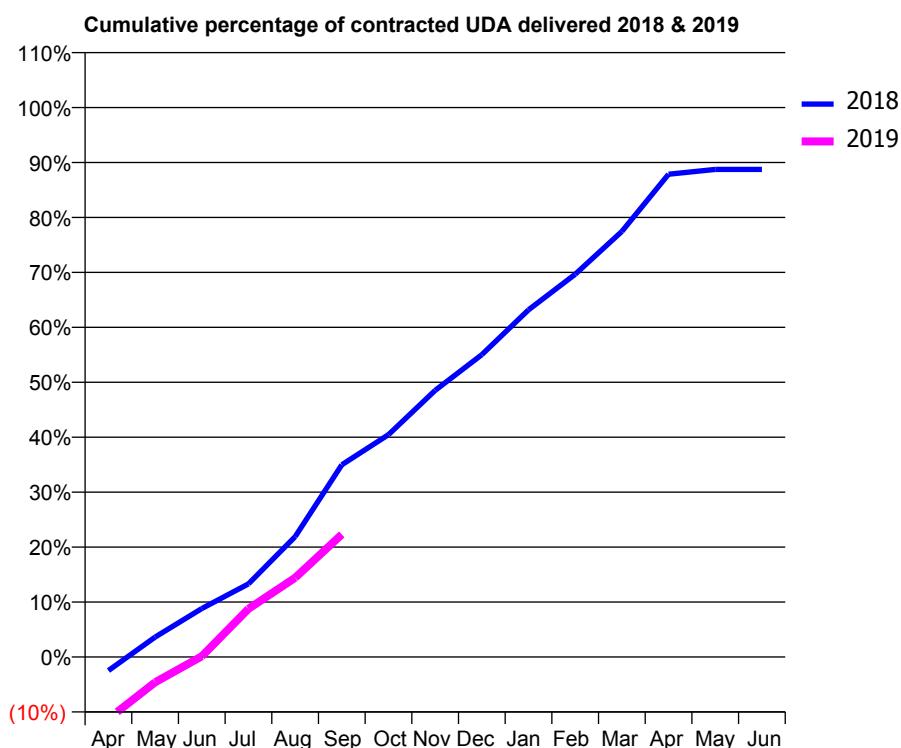
18/19 Contracted general activity (UDA)	6,500
Carry forward general activity (UDA)	733
18/19 Contracted orthodontic activity (UOA)	0
Carry forward orthodontic activity (UOA)	0
Baseline contract value	£166,872.11

### ACCESS\*

Patients seen in 24 months	Total	Change since previous quarter
Quarter ending September 2017	2,292	
Quarter ending December 2017	2,263	↓
Quarter ending March 2018	2,188	↓
Quarter ending June 2018	2,193	→
Quarter ending September 2018	2,103	↓
<b>Variance since September 2017</b>	<b>(8.2%)</b>	<b>↓</b>



### ACTIVITY



Adjusted Scheduled Activity (UDA)		
Month	2018	2019
April	-161	-733
May	236	-300
June	573	9
July	866	571
August	1,424	937
September	2,274	1,451
October	2,630	
November	3,154	
December	3,577	
January	4,106	
February	4,528	
March	5,034	
April	5,711	
May	5,767	
June	5,767	

### QUALITY

	Quantity	Base Number	Contract	AT	Region	England
% of FP17s for the same patient ID Re-attending within 3 months - Children	4	212	1.9%	9.3%	11.1%	11.6%
% of FP17s for the same patient ID Re-attending within 3 months - Adults	84	828	10.1%	14.9%	15.3%	15.5%
% of FP17s for the same patient ID Re-attending between 3 & 9 months - Children	89	212	42.0%	59.8%	61.1%	58.8%
% of FP17s for the same patient ID Re-attending between 3 & 9 months - Adults	370	828	44.7%	51.6%	52.3%	51.1%
% of FP17s for Band 1 Urgent Courses	0	799	0.0%	9.4%	9.5%	9.0%
% of FP17s Relating to Free Repair or Replacements	9	799	1.1%	0.5%	0.7%	0.8%
% of FP17s Relating to Continuations	2	799	0.3%	0.8%	0.8%	0.9%
% of Patients satisfied with the dentistry they have received	3	3	N/A	92.5%	93.6%	93.3%
% of Patients satisfied with the time they had to wait for an appointment	3	3	N/A	89.8%	88.8%	88.9%

\* This is based on patients treated on this contract for their most recent course of treatment. Figures in italics indicate the base number of FP17s or Patient Questionnaire responses are less than 100. N/A is shown where the base number of responses is less than 10 during the period. % is calculated as Quantity/Base number\*100