

ePACT2 User Guide

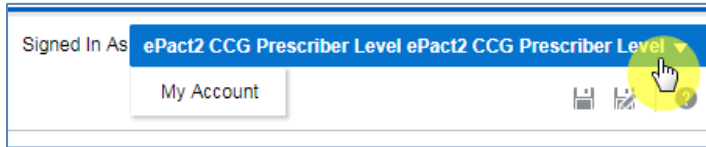
Account Settings

Contents

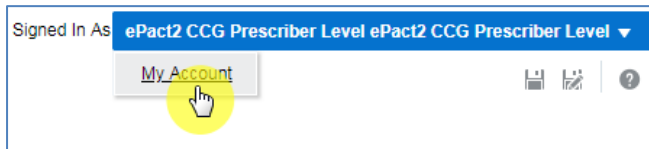
Account Settings.....	1
Getting Help.....	3

Account Settings

The account settings can be accessed by selecting the drop down option next to your account name:

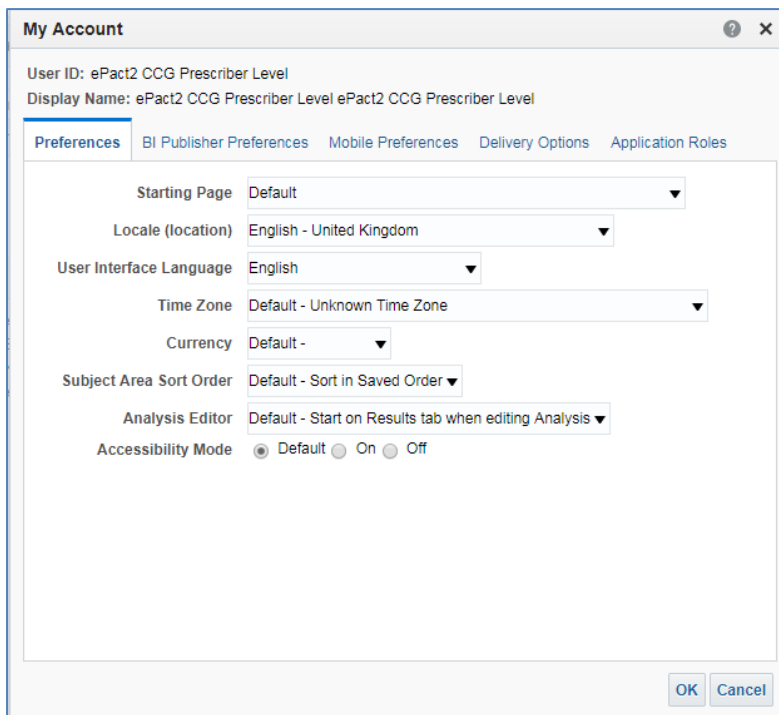


You then need to select 'My Account'

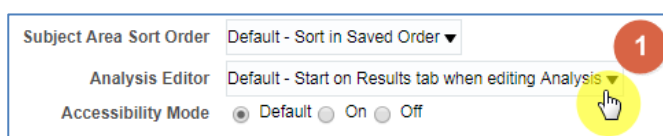


Within the preferences tab it is possible to change the default, so that when editing an analysis, opens on the criteria pane as an alternative to it opening on the results.

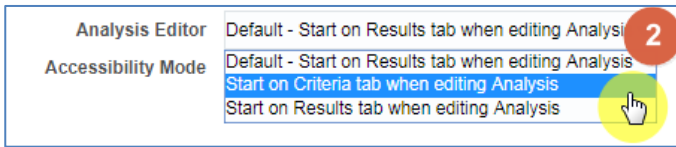
To change 'the Analysis Editor' preferences open up 'My Account' once open you will see the following pane:



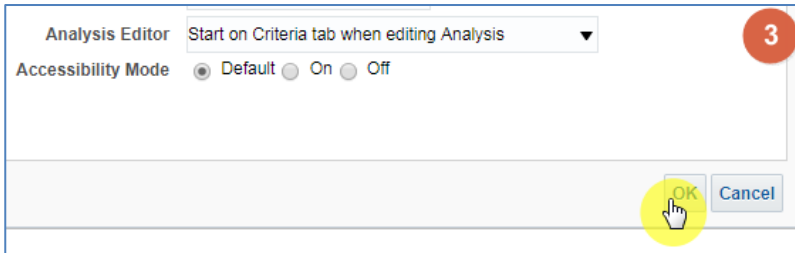
1. Select the drop down for 'Analysis Editor'



2. Select 'Start on Criteria tab when editing Analysis'



3. Select 'OK' to action the change



Getting Help



Additional training material and user guides

The NHSBSA has developed a number of how to guides to help you get the best out of ePACT2. These can be found at: [Additional User Guides](#)

WebEx sessions

WebEx will be provided on a number of different topics and features. More information about these can be found here: [WebEx Training](#)
