

ePACT2 User Guide

Calculated Items

Contents

Calculated Items	1
Getting Help.....	5

Calculated Items

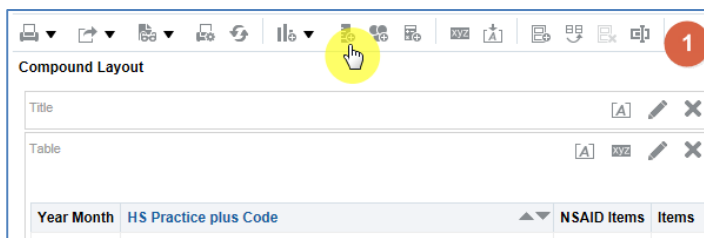
It is possible to perform calculations within ePACT2, you can do this using the 'New Calculated Measure' icon available via the analysis results pane:



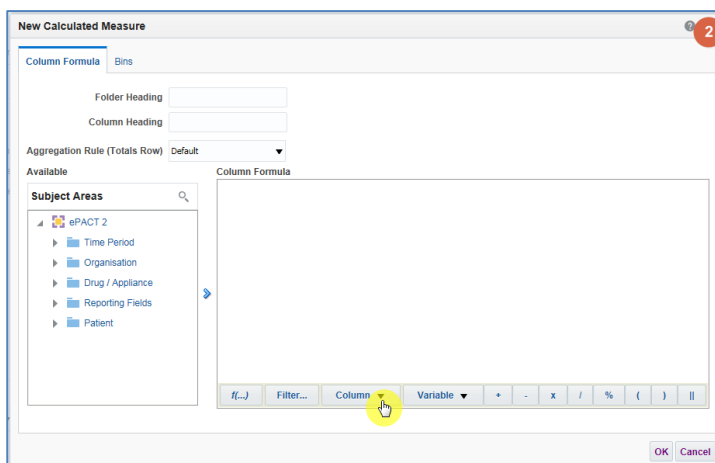
As a result you do not need to export data from the system to third party software to perform calculations.

In my example I am going to work out the percentage of items for 'NSAID's. I have one column showing the total items for the practice and one column showing the total for the practice.

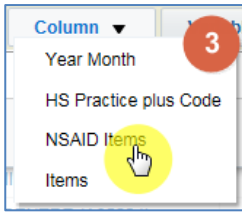
1. From the results pane of your analysis select the 'New Calculated Measure' icon:



2. Select the 'Column' icon



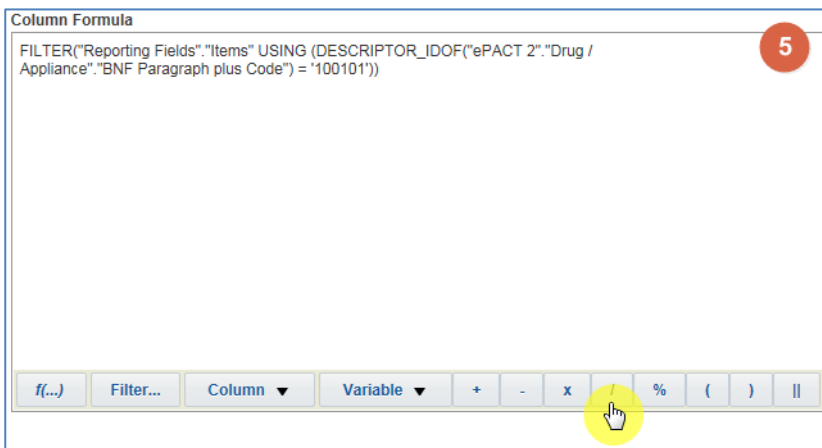
3. This will display all available columns to include in your analysis, select the column you want to include, in this example I am going to select NSAID Items



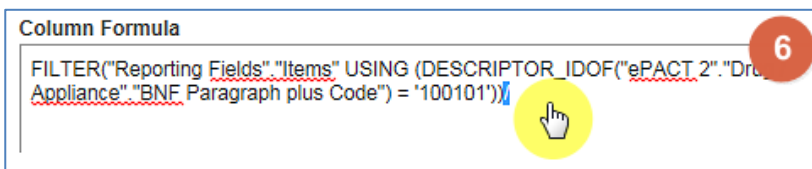
- Click at the end of the formula that has populate the 'Column Formula' pane



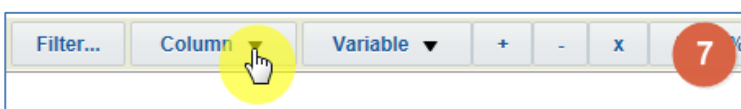
- Ensuring your curser is at the end of the formula, and the formula is no longer highlighted, select the divide symbol from the formula taskbar:



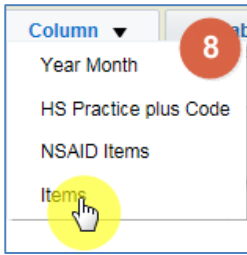
- The divide symbol will now be input into the formula, again click at the end to ensure the divide symbol is no longer highlighted:



- From the 'Column Formula' taskbar select the 'Column' icon:



- Select the appropriate column from the list, in this example I am choosing 'Items':



The formula has now updated to show , NSAID items ÷ Items

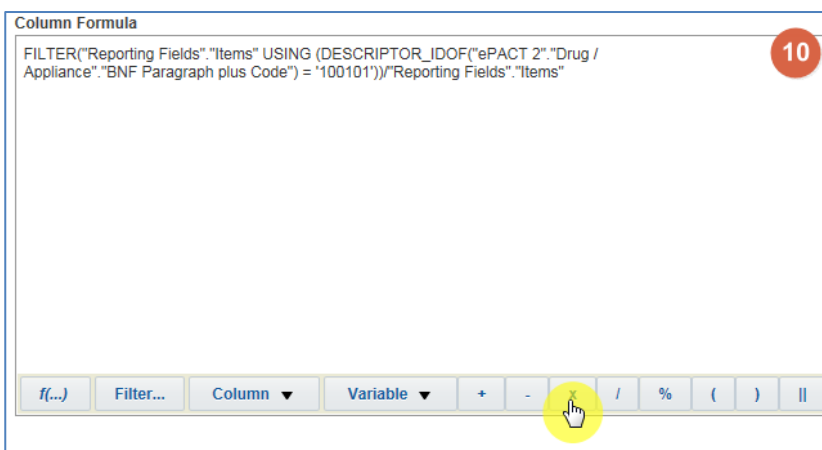
Column Formula

```
FILTER("Reporting Fields"."Items" USING (DESCRIPTOR_IDOF("ePACT 2"."Drug / Appliance"."BNF Paragraph plus Code") = '100101'))/"Reporting Fields"."Items"
```

- Click at the end to un highlight column formula:



- Select the multiply symbol from the 'Column Formula' taskbar:



- Again click at the end of the input symbol and to complete the percentage calculation type in 100:

Column Formula 11

```
FILTER("Reporting Fields"."Items" USING (DESCRIPTOR_IDOF("ePACT 2"."Drug / Appliance"."BNF Paragraph plus Code") = '100101'))/"Reporting Fields"."Items"*100
```

12. Name column and then select 'OK' to create your calculated column:

New Calculated Measure ? x

Column Formula Bins

Folder Heading

Column Heading **NSAID percentage from total**

Aggregation Rule (Totals Row) Default

Available

Subject Areas

- ▶ ePACT 2
 - ▶ Time Period
 - ▶ Organisation
 - ▶ Drug / Appliance
 - ▶ Reporting Fields
 - ▶ Patient

Column Formula

```
FILTER("Reporting Fields"."Items" USING (DESCRIPTOR_IDOF("ePACT 2"."Drug / Appliance"."BNF Paragraph plus Code") = '100101'))/"Reporting Fields"."Items"*100
```

f(...) Filter... Column ▼ Variable ▼ + - x / % () ||

OK Cancel

12

Your new calculated column will now be included in the results:

Year Month	HS Practice plus Code	NSAID Items▲▼	Items	NSAID percentage from total
201808	NEWCASTLE HOSPITALS COMMUNITY HEALTH (Y04331)	2	1,725	0
201808	GATDOC OOH (A85621)	9	291	3
201808	WALK-IN CENTRE GP IN-HOURS (Y04106)	14	790	2

Getting Help



Additional training material and user guides

The NHSBSA has developed a number of how to guides to help you get the best out of ePACT2. These can be found at: [Additional User Guides](#)

WebEx sessions

WebEx will be provided on a number of different topics and features. More information about these can be found here: [WebEx Training](#)